

ARIZONA CARDINALS

WEEK 8
GAME RELEASE
#AZvsCAR

Mark Dalton - Vice President, Media Relations Chris Melvin - Director, Media Relations Mike Helm - Manager, Media Relations
Matt Storey - Media Relations Coordinator Morgan Tholen - Media Relations Assistant



ARIZONA CARDINALS (3-3-1) VS. CAROLINA PANTHERS (1-5) Bank of America Stadium | Oct. 30, 2016 | 10:00 AM



THIS WEEK'S GAME

After having five of their first seven games at home, the Cardinals will play four of their next six on the road. That stretch begins this week when Arizona travels to Carolina to face the Panthers at Bank of America Stadium. The game is a rematch of last season's NFC Championship Game, which Carolina won to advance to Super Bowl 50.

This week's game marks the 10th meeting (7th in the regular season) between the two teams in the last 10 seasons. Including postseason, Arizona will also be playing its sixth game in Carolina in the last nine seasons and third in the last three seasons.

The two teams last met in the regular season in 2013 and the Cardinals last played in Charlotte during the regular season in 2010.

Last week, the Cardinals concluded a stretch of three consecutive prime-time games with a physical battle against the NFC West rival Seahawks. Despite the Cardinals dominating the game by nearly every statistical measure, the result was a 6-6 tie. It was Arizona's first tie game since 12/7/86 at Philadelphia and the first tie in Seahawks franchise history.

A series special teams mistakes kept the Cardinals from securing the win in regulation and then again in the memorable overtime period. Arizona appeared to have the victory in hand when their second possession of overtime reached the Seattle 1-yard line but a 24-yard FG attempt banged off the left upright. Seattle then had a chance to win the game on its ensuing possession, but a 28-yard field goal attempt sailed wide left with seven seconds remaining and the game ended in a tie, the first in the NFL since 2014.

The unusual outcome obscured another standout performance for Cardinals RB David Johnson and team's defense. Johnson finished with 171 yards from scrimmage while the defense notched its second straight game without allowing a TD.

Next week, Arizona has its bye before returning home to host the 49ers in Week 10. They will then play three of their next four on the road. The Panthers remain in action against the NFC West next week when they travel to Los Angeles to face the Rams.

THE HIGHLIGHTS

--This week the Cardinals travel to Charlotte looking for their first regular season win at Carolina since 2002. Including postseason, this marks the 10th matchup between the two teams in the last 10 seasons.

--This week's game features the two coaches (**Bruce Arians** and **Ron Rivera**) who have combined to win the last four NFL Coach of the Year awards.

--RB **David Johnson** leads the NFL with 1,004 yards from scrimmage in 2016. His seven consecutive games with 100+ scrimmage yards represents the longest streak in the NFL and his 681 rushing yards are the most in franchise history in the first seven games of a season.

--For the second time in three games, **LB Deone Bucannon** recorded a career-high 15 tackles against the Seahawks last week. After posting 21 tackles in the first four games this season, Bucannon has 35 tackles in the last three contests.

--Arizona's #5 ranked rushing attack meets the Panthers #7 ranked run defense this week. The Cardinals rushed for 303 yards in the last two games going against the #2 and #3 ranked run defenses in the NFL.

--The Cardinals have not allowed a TD in the last 11 quarters and enter this week with the NFL's fifth-ranked scoring defense (15.7 points per game allowed).

ARIZONA CARDINALS - 2016 SCHEDULE

		Regular Season	
Date	Opponent	Location	AZ Time
Sep. 11	NEW ENGLAND+	Univ. of Phoenix Stadium	L, 21-23
Sep. 18	TAMPA BAY	Univ. of Phoenix Stadium	W, 40-7
Sep. 25	@ Buffalo	New Era Field	L, 18-33
Oct. 2	LOS ANGELES	Univ. of Phoenix Stadium	L, 13-17
Oct. 6	@ San Francisco#	Levi's Stadium	W, 33-21
Oct. 17	NY JETS^	Univ. of Phoenix Stadium	W, 28-3
Oct. 23	SEATTLE+	Univ. of Phoenix Stadium	T, 6-6
Oct. 30	@ Carolina	Bank of America Stadium	10:00 AM
Nov. 6	BYE		
Nov. 13	SAN FRANCISCO*	Univ. of Phoenix Stadium	2:25 PM
Nov. 20	@ Minnesota*	U.S. Bank Stadium	11:00 AM
Nov. 27	@ Atlanta*	Georgia Dome	11:00 AM
Dec. 4	WASHINGTON*	Univ. of Phoenix Stadium	2:25 PM
Dec. 11	@ Miami*	Hard Rock Stadium	11:00 AM
Dec. 18	NEW ORLEANS*	Univ. of Phoenix Stadium	2:05 PM
Dec. 24	@ Seattle*	CenturyLink Field	2:25 PM
Jan. 1	@ Los Angeles*	L.A. Memorial Coliseum	2:25 PM

+ NBC Sunday Night Football ^ ESPN Monday Night Football
Thursday Night Football on NFL Network
* Subject to flexible scheduling decisions

UPCOMING MEDIA SCHEDULE

The Cardinals practice and media schedule for this week is listed below. Practice is open each day for approximately the first 20 minutes and the locker room will be open for 45 minutes.

All requests for assistant coach availability need to be made in advance through the Cardinals Media Relations staff.



Wed, 10/26 11:20 AM - Practice
Panthers Conference Calls
10:45 AM - LB **Luke Kuechly**
10:55 AM - **Ron Rivera**

Head coach **Bruce Arians** and QB **Carson Palmer** available at approx. 1:20 PM and players available in locker room

Thur, 10/27 11:10 AM - Practice
Coordinators **James Bettcher** (Defense), **Harold Goodwin** (Offense) and **Amos Jones** (Special Teams) available following practice at approx. 1:00 PM and players available in locker room

Fri, 10/28 11:00 AM - Practice
Head coach **Bruce Arians** available at approx. 12:30 PM and players available in locker room

Sun, 10/30 Cardinals at Panthers, 10:00 AM - Bank of America Stadium

BROADCAST INFORMATION

Television: FOX / Play-By-Play: Sam Rosen Analyst: Daryl Johnston Sideline: Laura Okmin

Cardinals Radio: Arizona Sports 98.7 FM / Play-By-Play: Dave Pasch Analyst: Ron Wolfley Sideline: Paul Calvisi

Cardinals Spanish Radio: KQMR 100.3 FM & KHOV 105.3 FM / Play-By-Play: Gabriel Trujillo Analyst: Rolando Cantu



CARDS-PANTHERS CONNECTIONS

Panthers Connections

Cardinals D-Line coach **Brentson Buckner** played for the Panthers from 2001-05. In 2003, he started alongside Julius Peppers, Mike Rucker and Kris Jenkins on a defensive line that helped lead Carolina to an appearance in Super Bowl XXXVIII. Buckner then coached at Victory Christian High School and Northside Christian Academy in his hometown of Charlotte after he retired from the NFL, and he was named head coach of the Charlotte Speed of the Professional Indoor Football League in July 2012.

Cardinals Connections

Panthers WR **Ted Ginn, Jr.** played for the Cardinals in 2014, seeing action in all 16 games and catching 14 passes for 190 yards while adding 277 yards and a TD on 26 punt returns.

Panthers QB **Derek Anderson** played for the Cardinals in 2010, appearing in 12 games and making nine starts.

Panthers CB **Teddy Williams** played for the Cardinals in 2013 and then spent part of the 2014 season on Arizona's practice squad.

Panthers RB **Fozzy Whittaker** was a member of the Cardinals practice squad for the final two weeks of the 2012 season.

Panthers WRs coach **Ricky Proehl** was a third-round pick of the Cardinals in 1990 and played with the team from 1990-94.

Panthers O-Line coach **Ray Brown** was an eighth-round draft pick of the Cardinals in the 1986 NFL Draft and played for the Cardinals from 1986-88. Brown then played with Cardinals D-Line coach Brentson Buckner from 1998-2000 on the 49ers.

Panthers TEs coach **Pete Hoener** served two stints as an assistant with the Cardinals. He was the TEs coach from 1985-86, and then returned to the Cardinals in 2001, coaching TEs for two years and then serving as O-Line coach in 2003.

Panthers Running Game Coordinator **John Matsko** served in the same position for the Cardinals from 1992-93. He also coached the O-Line at the University of Arizona in 1986, and in 1996 he coached for the Saints with Cardinals Head Coach **Bruce Arians**.

Panthers RBs coach **Jim Skipper** coached running backs with the Cardinals in 1996 and helped Larry Centers earn Pro Bowl honors that season.

Carolina Connections

From 1991-94, Cardinals General Manager **Steve Keim** played guard at North Carolina State and was a two-time All-ACC selection. He started 36 consecutive games at left guard for the Wolfpack and was named the offensive freshman of the year in 1991.

Cardinals LB **Kareem Martin** is from Roanoke Rapids, NC and played at the University of North Carolina, where he was a teammate of Panthers S **Tre Boston** from 2010-13.

Cardinals T **D.J. Humphries** is from Charlotte and was a first-team All-American at Mallard Creek High School.

Cardinals Defensive Coordinator **James Bettcher** was a graduate assistant at the University of North Carolina from 2007-09.

Cardinals LBs coach **Bob Sanders** is from Jacksonville, NC and graduated from Davidson College. He later coached at East Carolina University from 1980-82.

Arizona Connections

Panthers LS **J.J. Jansen** is from Phoenix and attended Brophy College Preparatory.

Panthers Strength and Conditioning coach **Joe Kenn** worked at Arizona State University from 2001-07.

Panthers C **Ryan Kalil's** father Frank Kalil played at the University of Arizona from 1980-81.

College/Pro Connections

Panthers Head Coach **Ron Rivera** coached for the Bears with Cardinals Offensive Coordinator **Harold Goodwin** and WRs coach **Darryl Drake** from 2004-06 and for the Chargers with Cardinals CBs coach **Kevin Ross** from 2007-08.

Cardinals S **Tyrann Mathieu** (2010-11), LB **Kevin Minter** (2009-12) and CB **Tharold Simon** (2010-12) played at LSU with Panthers G **Trai Turner** (2011-13). Mathieu and Turner also played together at St. Augustine High School in New Orleans prior to being college teammates, and Mathieu starred as a punt returner at LSU in 2011 while Panthers Special Teams Coordinator **Thomas McGaughey** was the special teams coach for the Tiggers.

Cardinals DT **Calais Campbell** (2005-07) played with Panthers TE **Greg Olsen** (2004-06) at Miami.

Cardinals DT **Frostee Rucker** played at USC with Panthers C **Ryan Kalil** from 2003-05.

Cardinals TE **Ifeanyi Momah** (2007-11), P **Ryan Quigley** (2008-11) and T **John Wetzel** (2009-12) played at Boston College with Panthers LB **Luke Kuechly** (2009-11).

Cardinals WR **Larry Fitzgerald** played at the University of Pittsburgh with Panthers P **Andy Lee** from 2002-03.

CARDS VS. PANTHERS - THE SERIES

The matchup between the Cardinals and Panthers this week represents the 13th all-time regular season meeting between the two teams dating back to 1995. Arizona and Carolina have also met three times in the postseason.

The Panthers hold an 8-4 advantage in the regular season series but the Cardinals have won the last two meetings (2011, 2013). Three of Arizona's four wins in the series have come in Charlotte.

This week's game marks the 10th meeting (7th in the regular season) between the two teams in the last 10 seasons. Including postseason, Arizona will be playing its sixth game in Carolina in the last nine seasons and third in the last three seasons.

The last time the two teams met in the regular season was in 2013, when the Cardinals earned a 22-6 victory at University of Phoenix Stadium. Arizona and Carolina met in the NFC Championship Game at Bank of America Stadium last year.

CARDS-PANTHERS REGULAR SEASON SERIES

- **Regular Season Series:** 4-8
- **Cardinals on the road @ Carolina:** 3-5
- **First Meeting:** 11/19/95 @ Car, L, 27-7
- **Last Cardinals Win:** 10/6/13 vs. Car, W, 22-6

2016 SEASON STATISTICS

Statistic	Cards	Rank	Panthers	Rank
Points Scored/Game	22.7	15t	26.8	5
Points Allowed/Game	15.7	5	29.3	29
TDs Scored	19	9t	19	9t
TDs Allowed	12	5t	20	21t
Rushing TDs	9	4t	7	9t
Passing TDs	9	15t	10	12t
Return TDs	1	10t	2	6t
Rushing TDs Allowed	6	14t	5	12t
Passing TDs Allowed	5	4t	13	24t
Return TDs Allowed	1	13t	2	25t
Sacked/Yards Lost	17/112	22t	15/109	18t
Fumbles/Lost	12/3	7t	6/6	27t
Field Goals Made	8/11	27t	9/12	21t
Total Yards/Game	379.3	8	394.3	4
Opp. Total Yards/Game	289.6	2	371.5	24
Rushing Yards/Game	125.4	5	121.0	7
Opp. Rushing Yards/Game	96.6	13	89.5	7
Passing Yards/Game	253.9	15	273.3	8
Opp. Passing Yards/Game	193.0	3	282.0	26
Turnover Ratio	+4	7t	-8	31
Average Time of Possession	32:28	2	31:02	11

THE COACHES

Bruce Arians



47-22-1* Overall Record
46-20-1 Regular Season Record
1-2 Playoff Record
4th Years as NFL Head Coach
4th Years with Team

Ron Rivera



51-40-1
48-37-1
3-3
6th
6th

*Includes Arians' 9-3 record as interim head coach with the Colts in 2012, for which he earned NFL Coach of the Year honors.

Two-time NFL Coach of the Year (2012, 2014), **Bruce Arians** is in his fourth season in Arizona and 24th season coaching in the NFL. Arians became an NFL head coach for the first time when the Cardinals hired him on January 17, 2013. Arizona has posted a 38-18-1 record (including postseason) under Arians, who is just the 10th coach in NFL history to post three straight 10+ win seasons in his first three years as a head coach in the NFL. Including his tenure as interim head coach with Indy in 2012, Arians has posted a 46-20-1 regular season record as head coach. Among active NFL head coaches, only Bill Belichick (52) and Pete Carroll (49) have more wins in his last 67 games.

Hired as the fourth coach in Panthers history on January 11, 2011, **Ron Rivera** is in his sixth season with Carolina. He has led the Panthers to NFC South titles in each of the last three seasons and an appearance in Super Bowl 50 last year. Rivera has compiled a 48-37-1 record in Carolina during the regular season. The AP NFL Coach of the Year in 2013 and 2015, Rivera led the Panthers to an NFL-best 15-1 record in 2015. A second-round draft pick by the Bears in 1984, Rivera played nine seasons in the NFL before working his way up the coaching ranks with stints in Philadelphia, Chicago and San Diego before taking over in Carolina.

LAST WEEK'S GAME

CARDINALS 6, Seahawks 6 (OT)
October 23, 2016 – University of Phoenix Stadium (65,089)

The Cards hosted Seattle in a pivotal week 7 showdown on Sunday Night Football. A Seahawks win would give them a 5-1 record and commanding lead atop the NFC West. An AZ win would pull the Cards to within half a game of the division lead approaching the season's midway point. But in one of the most unusual and unbelievable games in recent memory, the teams would leave University of Phoenix Stadium with neither a victory nor defeat. They fought to a 3-3 tie through 4 quarters before each squad hit a FG on its opening possession of overtime. Improbably, though, the teams would trade misses on short game-winning FG tries to close the extra period and the contest ended in a rare 6-6 tie. It was the first tie in Seahawks history and Arizona's first since 1986.

By nearly every statistical measure, the Cardinals dominated the game. They ran 90 offensive plays to Seattle's 57, owned a huge time of possession advantage (46:21-28:39) and against the league's #1 defense had a 443-257 edge in total yards. RB David Johnson carried much of the offensive load with 113 rushing yards and 58 receiving. Defensively, Arizona was completely dominant. AZ forced punts on the 1st nine Seattle possessions and didn't allow Seattle to cross midfield until a 4th quarter blocked punt set them up at the 22. But the Cardinals could not capitalize and let multiple opportunities for points slip away. The first of those came early in the 2nd quarter when they reached the SEA21 but Chandler Catanzaro's 39-yard FG try was blocked by LB Bobby Wagner who leapt over the long snapper. It was initially penalized but the flag was picked up by referee Terry McAulay. A 46-yard Catanzaro FG on the next AZ possession would put the Cards up 3-0. They had a chance to add to the lead right before the half after reaching the SEA25 but a Seattle sack resulted in the half expiring before the Cards could try a FG.

On their opening drive of the 3rd quarter, the Cards advanced to the SEA18 and opted to go for it on 4th-n-1 but Johnson was stopped for no gain. As the Arizona D continued to shut down the Seahawks dangerous offense, the Cards clung to that 3-0 lead late into the game. But with 4:44 to go and the Cards stalled at their own 38, Seattle's Tanner McEvoy blocked Ryan Quigley's punt and the Seahawks took over at the AZ22. The Cards D forced them to settle for a 40-yard Steven Hauschka FG that tied it with 4:00 remaining. Each team would get the ball back one more time in regulation but neither could get into scoring position and the game went to overtime.

The Cards won the toss and got the ball first. They would move to the 27 but couldn't convert on a 3rd-n-5 from there and Catanzaro's 45-yard FG made it 6-3. The Seahawks had a chance to respond and did. After moving 57 yards in 9 plays to the AZ18, Hauschka's 36-yarder tied it at 6-6. The next score by either team would win it and it looked that would be AZ. A 27-yard completion to TE Ifeanyi Momah took it to the SEA48 and then on 3rd-n-7 from the 45, JJ Nelson's catch-n-run took it to the 5. A Johnson sweep appeared to score but was marked out at the 1. After a delay of game penalty, Catanzaro was sent out for a 24-yard game-winner but his try hit the left upright. Seattle then took over at its own 20 with 3:19 left. A deep pass to Jermaine Kearse gained 31 yards to the AZ43 and two plays later, a 27-yard completion to Doug Baldwin took it to the 9. It appeared Seattle would escape with the victory but Hauschka's 28-yard FG try with seconds remaining was wide left and the game ended deadlocked at 6.

SEAHAWKS	0	0	0	3	3	6
CARDINALS	0	3	0	0	3	6

Team	Qtr.	Time	Scoring Play	Drive	Score
CARDS	2	3:11	Catanzaro 46-yard FG	15-53, 8:24	0-3
Seahawks	4	4:00	Hauschka 40-yard FG	4-0, 0:33	3-3
CARDS	OT	11:23	Catanzaro 45-yard FG	9-48, 3:37	3-6
Seahawks	OT	6:42	Hauschka 36-yard FG	9-57, 4:41	6-6

STATISTICS

	SEA	AZ
First Downs	11	23
3rd Down Eff. (Pct)	3-14 (21)	10-21 (48)
Total Plays	57	90
Avg. Gain	4.5	4.9
Rushes-Yards	19-52	37-132
Net Passing Yards	205	311
Total Net Yards	257	443
Passing (A-C-I)	37-24-0	49-29-0
Sacked by Opp.	1-20	4-31
Punts-Average	9-46.0	7-32.7
Fumbles-Lost	2-0	1-0
Penalties	10-90	6-45
Time of Possession	28:39	46:21

Weather: Indoors

RUSHING

Seahawks: Michael 16-52; Collins 1-2; Proise 1-0; Wilson 1-(-2).
 CARDS: DJohnson 33-113; Palmer 1-8; Ellington 2-7; Nelson 1-4.

PASSING

Seahawks: Wilson 24-37, 225 yds, 0 TD, 0 INT.
 CARDS: Palmer 29-49, 342 yds, 0 TD, 0 INT.

RECEIVING

Seahawks: Baldwin 6-69; Graham 5-53; Kerse 3-51; Michael 3-3; Proise 2-17; Lockett 2-13; Richardson 1-10; McEvoy 1-10; Wilson 1-(-1).
 CARDS: Fitzgerald 9-70; DJohnson 8-58; Floyd 5-65; Nelson 3-84; Momah 2-50; Gresham 2-15.

INTERCEPTIONS

Seahawks: None
 CARDS: None

CARDS-SEAHAWKS FIGHT TO A TIE

Arizona and Seattle played to a 6-6 tie on Sunday Night Football last week. It represents the first Cardinals game to end in a tie since 12/7/86 @ Philadelphia when they played the Eagles to a 10-10 final score. Last week's game was the 40th in franchise history to end in a tie.



It also represents the first tie in the history of the Seahawks franchise.

Prior to the Cardinals-Seahawks matchup, the last NFL game to end in a tie was Carolina at Cincinnati on 10/12/14 (37-37 final).

The series between the Cardinals and Seahawks dates back to 1976 and entering last week's game it was tied at 17 wins per side. It is now tied 17-17-1.

NOTES FROM SUNDAY NIGHT

• Arizona held a 46:21 to 28:39 advantage in time of possession against the Seahawks last week. *It marked just the second time in the last 18 seasons a team held a time of possession of 46:20 or higher (Jets held the ball for 47:08 at Cleveland on 11/14/10).*

• Arizona ran 90 plays on offense in the game vs. Seattle. It represented just the second time in franchise history the Cardinals ran at least 90 offensive plays in a game (94, 11/10/96 @ Washington).

• The Seahawks lone scoring drive in regulation consisted of four plays and zero yards. It came following a blocked punt that gave them the ball at the Arizona 22-yard line.

• Arizona and Seattle have two of the best home records in the NFL dating back to the beginning of the 2013 season. However, with the tie last week the home team is now 1-5-1 in the seven meetings between the two teams during that span.

• A total of five different players had at least 50 yards receiving for the Cardinals last week: WR J.J. Nelson (84), WR Larry Fitzgerald (70), WR Michael Floyd (65), RB David Johnson (58) and TE Ifeanyi Momah (50).

WEEK 8 - HEISMAN WINNING QBS COLLIDE

When Arizona and Carolina face off on Sunday, there will be a battle of former Heisman Trophy winners who were selected first overall in the NFL Draft - Cardinals QB **Carson Palmer** (2002 Heisman winner; 1st overall selection in 2003) and Panthers QB **Cam Newton** (2010 Heisman winner; 1st overall selection in 2011).

Palmer and Newton are two of nine Heisman Trophy winners active in the NFL. They are two of just four active Heisman winners who were drafted first overall, joining Vikings QB Sam Bradford and Bucs QB Jameis Winston.

Palmer and Newton are among 19 former Heisman winners selected first overall in the NFL Draft, dating back to the University of Chicago's Jay Berwanger in 1936.

Heisman Trophy Winners Drafted 1st Overall

Heisman	Winner	Draft Yr
2013	Jameis Winston	2015
2010	Cam Newton	2011
2008	Sam Bradford	2010
2002	Carson Palmer	2003
1986	Vinny Testaverde	1987
1985	Bo Jackson	1986
1980	George Rogers	1981
1978	Billy Sims	1980
1977	Earl Campbell	1978
1970	Jim Plunkett	1971
1968	O.J. Simpson	1969
1962	Terry Baker	1963
1961	Ernie Davis	1962
1959	Billy Cannon	1960
1956	Paul Hornung	1957
1949	Leon Hart	1950
1943	Angelo Bartelli	1944
1940	Tom Harmon	1941
1935	Jay Berwanger	1936



With the retirement of DB Charles Woodson following the 2015 season, Palmer is the senior-most active Heisman Trophy winner.

This week's game marks the third time that Palmer will face Newton as the Cardinals QB. Palmer led the Cardinals over the Panthers in the 2013 regular season and the Panthers defeated Arizona in the NFC Championship Game last year.

A RUSH TO THE TOP

RB **David Johnson** totaled 171 yards from scrimmage against the Seahawks on Sunday, posting 113 rushing yards and adding 58 yards on eight receptions. In doing so, he extended his franchise record for consecutive games with 100+ yards from scrimmage to open a season (now at seven games).

Johnson's seven consecutive games with 100+ yards from scrimmage is the longest streak in the NFL.

Johnson's Performance By Game (2016)

Opponent	Rush	Rec	Total
9/11 vs. NE	89	43	132
9/18 vs. TB	45	98	143
9/25 @ Buf	83	28	111
10/2 vs. LA	83	41	124
10/6 @ SF	157	28	185
10/17 vs. NYJ	111	27	138
10/23 vs. Sea	113	58	171
Totals	681	323	1,004

His 1,004 scrimmage yards in 2016 are the most in franchise history through the first seven games of a season and they also lead the NFL in 2016.

NFL Scrimmage Yardage Leaders (2016)

Rnk	Player (Team)	Yds	Rush	Rec
1	David Johnson (AZ)	1,004	681	323
2	Julio Jones (Atl)	830	0	830
3	DeMarco Murray (Ten)	825	633	192
4	Ezekiel Elliott (Dal)	801	703	98
5	Spencer Ware (KC)	777	492	285

In his 11 career regular season starts dating back to Week 13 of '15, Johnson leads the NFL in both scrimmage yards (1,662) and rushing yards (1,181).

David Shines in Primetime

Johnson has thrived under the bright lights since he had his breakout game at Philadelphia in Week 15 last season, rushing for 187 yards and three TDs on Sunday Night Football. In his last five primetime games, Johnson has piled up 855 scrimmage yards (657 rushing, 198 receiving) and nine TDs. That is an average of 171.0 yards and 1.8 TDs per game.

Johnson's Last 5 Starts in Primetime

Opponent	Rush	Rec	Yds	TDs
10/23/16 vs. Sea	113	58	171	0
10/17/16 vs. NYJ	111	27	138	3
10/6/16 @ SF	157	28	185	2
9/11/16 vs. NE	89	43	132	1
12/20/15 @ Phi	187	42	229	3
Totals	657	198	855	9



THREE STRAIGHT OVER 100

Last week's game marked RB **David Johnson's** fourth career 100-yard rushing performance and third in a row (157 yards @ SF in Week 5; 111 yards vs. NYJ in Week 6). Johnson became just the fourth player in franchise history – and first since current RBs coach Stump Mitchell in 1987 – to rush for 100+ yards in three consecutive games.

Franchise History – Players w/ 100+ Rushing Yards in 3 Straight Games

Rnk	Player	100+	Year
1t	David Johnson	3	2016 (Games 5-7)
1t	Stump Mitchell	3	1987 (Games 12-14)
1t	Ottis Anderson	3	1980 (Games 11-13)
1t	Ottis Anderson	3	1979 (Games 10-12)
1t	John Grigas	3	1944 (Games 5-7)

After rushing for 113 yards against the Seahawks last week, Johnson now has 681 rushing yards in 2016. That is the highest total in franchise history through the first seven games of a season. The previous record of 663 was established by Ottis Anderson in 1979.

Franchise Record – Rushing Yards Thru 7 Games

Rnk	Player (Years)	Games
1	David Johnson (2016)	681
2	Ottis Anderson (1979)	663
3	Johnny Johnson (1990)	605
4	Edgerrin James (2007)	603
5	Ottis Anderson (1980)	597

Johnson ranks second in the NFL in rushing yards this season.

NFL Rushing Leaders – 2016

Rnk	Player (Team)	Yds
1	Ezekiel Elliott (Dal)	703
2	David Johnson (AZ)	681
3	DeMarco Murray (Ten)	633
4	LeSean McCoy (Buf)	598
5	Lamar Miller (Hou)	581

CARDS RUN WITH IT

In the last two games Arizona has faced the NFL's #2 (NY Jets) and #3 (Seattle) ranked run defenses and has put up a total of 303 rushing yards. The Jets entered their contest with the Cardinals allowing just 68.4 rushing yards per game and Arizona totaled 171 yards. Seattle entered last week's game allowing 74.6 yards per game and the Cardinals finished with 132 rushing yards.

Despite having faced two of the NFL's top run defenses the last two weeks, Arizona now features the NFL's #5 ranked rushing attack. For the season, the Cardinals are averaging 125.4 rushing yards per game.

NFL Leaders - Rushing Yards Per Game (2016)

Rnk	Team	Yds/G
1	Dallas	161.2
2	Buffalo	152.3
3	Tennessee	143.4
4	San Francisco	128.6
5	Arizona	125.4

In the last three games, the Cardinals have rushed for 172, 171 and 132 yards. Prior to their current run, the last time the Cardinals rushed for 130+ yards in at least three consecutive games was in 1990 (4 straight, Games 10-13).

TOUCHDOWNS AT A RECORD PACE

RB **David Johnson** has eight TDs (all rushing) on the season, bringing his career TD total to 21. Johnson's 21 total TDs (16 rushing, 4 receiving, 1 KOR) are the most in franchise history in a player's first two seasons.

Johnson has 21 TDs in 23 career games. The previous record holder, RB Ottis Anderson, had 19 TDs in 32 games.

Franchise Record - Touchdowns in 1st Two Seasons

Rnk	Player (Years)	TDs	Gms
1	David Johnson (2015-16)	21	23
2	Ottis Anderson (1979-80)	19	32
3t	Larry Fitzgerald (2004-05)	18	32
3t	Tim Hightower (2008-09)	18	32
3t	Ollie Matson (1952-53)	18	22

Johnson has eight rushing TDs in 2016. That is tied with MacArthur Lane (1970) for the highest total in franchise history through the first seven games of a season.

Franchise Record – Rushing TDs in 1st 7 Games

Rnk	Player (Year)	TDs
1t	David Johnson (2016)	8
1t	MacArthur Lane (1970)	8
3t	Beanie Wells (2011)	7
3t	Donny Anderson (1973)	7
3t	Johnny Roland (1967)	7
3t	John David Crow (1962)	7

Johnson is tied for the NFL lead in rushing TDs (8) and is tied for second in the NFL in total TDs this season behind San Diego's Melvin Gordon (10).

David Named Player of the Week

Johnson was named NFC Offensive Player of the Week for his performance in Week 5 at San Francisco when he totaled 185 yards from scrimmage (157 rushing, 28 receiving) and two TDs. He became the Cardinals RB to be named Offensive Player of the Week since LeShon Johnson in 1996.

100 + 3 = FRANCHISE RECORD -

RB **David Johnson** rushed for 111 yards and three TDs against the Jets in Week 6. It was the second time in nine starts (Week 15 @ Philly in '15) that he rushed for 100+ yards and three TDs in a game.

Johnson is the only player in Cardinals history to post 100+ rushing yards and three or more rushing TDs in a game multiple times in their career.

Dating back to 2015, there have been just four players who have rushed for 100+ yards and 3+ TDs in a game. Johnson is the only player in the NFL to do so more than once.

Players w/ 100+ Rush Yds & 3 Rushing TDs (2015-16)

Player (Team)	Yds/TDs	Opponent
David Johnson (AZ)	111/3	10/17/16 vs. NY Jets
LeSean McCoy (Buf)	140/3	10/16/16 vs. San Francisco
Matt Forte (NYJ)	100/3	9/15/16 @ Buffalo
David Johnson (AZ)	187/3	12/20/15 @ Philadelphia
Devonta Freeman (Atl)	141/3	9/27/15 @ Dallas

First Since Peterson

In addition to being the only player in Cardinals history to have multiple games with 100+ yards rushing yards and three TD runs, Johnson is the first NFL player with two such games within his first two seasons since Adrian Peterson, who had two such games in his rookie season in 2007.



RATING HIGH IN ARIZONA

Arizona ranks in the top-10 in a number of statistical categories on both the offensive and defensive sides of the ball so far this season.

Offense Statistic	Cards	Rank
TDs Scored	19	t-9 th
Rushing TDs	9	t-4 th
Total Yards/Game	379.3	8 th
Rushing Yards/Game	125.4	5 th
1st Downs/Game	22.9	3 rd
3rd Down Conversion %	43.14	9 th
Time of Possession	32:28	2 nd

Defense Statistic	Cards	Rank
Yards Allowed/Game	289.6	2 nd
Yards Allowed/Play	4.60	3 rd
Points Allowed/Game	15.7	5 th
TDs Allowed	12	t-5 th
Passing TDs Allowed	5	t-4 th
Pass Yds Allowed/Game	193.0	3 rd
Pass Yds Allowed/Play	5.51	3 rd
1st Downs Allowed/Game	16.4	2 nd
Yardage Differential/Game	+89.7	1 st
Sacks	20	t-3 rd
Sacks/Pass Attempt	8.16%	8 th
Takeaways	14	t-2 nd
Interceptions	9	t-2 nd
3rd Down Conversion %	35.05	10 th

GETTING TO THE QUARTERBACK

Arizona's defense has registered 20.0 sacks so far this season. That is tied for the third-best total in the NFL in 2016.

NFL 2016 Sack Leaders – Team

Rnk	Team	Sacks
1	Denver	22.0
2	Buffalo	21.0
3t	Arizona	20.0
3t	Seattle	20.0
3t	Tennessee	20.0
3t	Philadelphia	20.0

The Cardinals have gotten sacks from seven different players so far this season, but the majority of the damage has come from the LB duo of **Markus Golden** and **Chandler Jones**. Through the first seven games, Jones and Golden have combined for 11.0 of the Cardinals 20.0 sacks.

SCORING ON DEFENSE

Dating back to the beginning of the 2013 season - the Cardinals first under head coach **Bruce Arians** - Arizona's 16 defensive TDs are the second-most in NFL behind only Kansas City (17).

NFL Team Leaders - Defensive TDs (2013-16)

Rnk	Team	Touchdowns (Type)
1	Kansas City	17 (12 INT, 5 Fumble)
2	Arizona	16 (12 INT, 4 Fumble)
3t	Denver	12 (8 INT, 4 Fumble)
3t	Los Angeles	12 (6 INT, 6 Fumble)
3t	Carolina	12 (11 INT, 1 Fumble)

In that same span, the Cardinals have 12 INT return TDs, tied for the highest total in the NFL.

NFL Leaders - Interception Return TDs (2013-16)

Rnk	Team	INT TD
1t	Arizona	12
1t	Kansas City	12
2t	Carolina	11
4	Pittsburgh	9
5t	Denver	8
5t	Cleveland	8

Returning for Coach Bettcher

Under defensive coordinator **James Bettcher**, the Cardinals have seven total defensive TDs. Only Kansas City (9) has more in that span.

NFL Team Leaders - Defensive TDs (2015-16)

Rnk	Team	Defensive TDs
1	Kansas City	9 (6 INT, 3 Fumble)
2t	Arizona	7 (5 INT, 2 Fumble)
2t	Denver	7 (5 INT, 2 Fumble)
4t	Carolina	6 (5 INT, 1 Fumble)
4t	Buffalo	6 (3 INT, 3 Fumble)
4t	Atlanta	6 (3 INT, 3 Fumble)
4t	Indianapolis	6 (4 INT, 3 Fumble)



TWO IN A ROW WITH NO TDS

Last week's game against the Seahawks marked the second consecutive contest in which the Cardinals did not allow a TD. The last time the Cardinals went at least two straight games without allowing a TD was in 1970, when they accomplished the feat in four straight (Games 7-10).



The Cards four-game stretch in 1970 consisted of three consecutive shutouts and finished with a 6-6 tie against the Kansas City Chiefs on 11/22. That was the first game of the Super Bowl era that ended in a 6-6 tie.

Arizona is allowing just 15.7 points per game this season. That is the fifth-best average in the NFL in 2016.

NFL Leaders – Scoring Defense (2016)

Rnk	Team	Pts/G
1t	Minnesota	14.0
1t	Seattle	14.0
3	Philadelphia	14.7
4	New England	15.3
5	Arizona	15.7

Arizona (2) and Seattle (2) are the only teams in the NFL that have gone multiple games without allowing a TD in 2016.

The Cardinals have now gone 11 consecutive quarters without allowing a TD pass this season. Arizona has allowed just one TD pass in the last three games – and three TD passes in the last five. The Cardinals have allowed just five TD passes all year. The 2016 season marks just the second time in the last 45 years (4, 1991) that the Cardinals have allowed five TD passes or fewer through the first seven games of a season.

CARDS AMONG TAKEAWAY LEADERS

Arizona is tied for second in the NFL with 14 total takeaways (9 INTs, 5 FR) in 2016.

NFL Leaders – Takeaways (2016)

Rnk	Team	Takeaways
1	Minnesota	16 (9 INT, 7 FR)
2t	Arizona	14 (9 INT, 5 FR)
2t	Kansas City	14 (10 INT, 4 FR)
4t	Baltimore	13 (8 INT, 5 FR)
4t	Oakland	13 (7 INT, 6 FR)

Arizona is also tied for second in the NFL with nine INTs so far this season.

NFL Leaders – Interceptions (2016)

Rnk	Team	INTs
1	Kansas City	10
2t	Arizona	9
2t	Minnesota	9
4t	Baltimore	8
4t	San Diego	8

Notes on the Turnovers

The Cardinals have a +10 turnover differential (10 takeaways, 0 turnovers) in their three wins this season.

In its three losses, Arizona has a -6 turnover differential (10 turnovers, 4 takeaways).

The Cardinals have a 24-2 record when winning the turnover battle under head coach **Bruce Arians**.

Last week's game against the Seahawks was the fifth game this season in which the Cardinals did not turn the ball over. Arizona is the only team in the NFL that has at least five games with no turnovers this season.

SAFETY FOR A SECOND TIME

When DT **Calais Campbell** sacked 49ers QB Blaine Gabbert for a safety in the fourth quarter in Week 5, it marked the Cardinals second safety in three games. The 2016 season represents just the sixth time in franchise history the Cardinals have recorded multiple safeties in a season: 1960 (3), 1993 (2), 1998 (2), 2013 (2), 2015 (2), 2016 (2). Three of those six seasons have come since **Bruce Arians** took over as head coach in 2013.

Dating back to 2013, the Cardinals (6) and Lions (7) are the only teams in the NFL with at least six safeties. No other team has more than four.

NFL Leaders - Safeties (2013-16)

Rnk	Team	Safety
1	Detroit	7
2	Arizona	6
3t	Jacksonville	4
3t	Miami	4
3t	Philadelphia	4

Arizona (2), Detroit (2) and New England (2) are the only teams in the NFL with multiple safeties this season.

CARDS CAN WIN BIG

With their 28-3 victory over the NY Jets on Monday Night Football in Week 6, the Cardinals snapped a six-game winless streak against the Jets and earned their first victory over the team since the 1975 season.

The win over the Jets marked the Cardinals eighth win by 21+ points dating back to last season. That is easily the best total in the NFL during that span.

NFL Leaders – Wins By 21+ Points (2015-16)

Rnk	Team	Wins
1	Arizona	8
2t	Pittsburgh	5
2t	New England	5
4	Seattle	4
5t	Carolina	3
5t	Cincinnati	3
5t	Kansas City	3

Arizona (2) and Pittsburgh (2) are the only teams in the NFL this season that have multiple wins by at least 21 points.

The victory over the Jets marked Arizona's sixth victory by 25+ points dating back to last season. That also represents the highest total in the NFL.

Among the Leaders in Point Differential

The Cardinals have a +49 point differential (159-110) on the season, which is the fifth-best total in the NFL.

NFL Leaders - Point Differential (2016)

Rnk	Team	+/-	PF	PA
1	New England	+69	176	107
2	Philadelphia	+68	156	88
3	Buffalo	+56	187	131
4	Dallas	+52	159	107
5	Denver	+50	167	117
6	Arizona	+49	159	110

Points By The Bunch

Arizona's 40-7 victory over the Buccaneers in Week 2 earlier this season marked the Cardinals fifth game with 40+ points dating back to 2015. That is the most in the NFL during that span.

Games w/ 40+ Points (2015-16)

Rnk	Team	Gms
1	Arizona	5
2t	Atlanta	3
2t	Carolina	3
2t	Pittsburgh	3
4t	Buffalo	2
4t	New England	2
4t	Tennessee	2
4t	New Orleans	2

BRINGING THE POINTS WITH B.A.

Under head coach **Bruce Arians**, Arizona has put up 40+ points in a game six times. That equals the total the Cardinals had in the 17 years prior to his tenure.

BIG WEEK FOR WILSON

In the same week the Cardinals return to his home state to square off against the Panthers, Cardinals scout **Adrian Wilson** will be honored in his adopted state when he is inducted into the Arizona Sports Hall of Fame on Thursday (10/27) in a 2016 class that also features MLB Hall of Fame pitcher Randy Johnson.



A member of the Cardinals Ring of Honor and one of the best players in franchise history, Wilson was a five-time Pro Bowler and four-time All-Pro as a safety for Arizona. He retired as one of just six players in NFL history with 25+ sacks and 25+ INTs in their career.

Wilson came to Arizona by way of High Point, NC. He was a prep star at T.W. Andrews High School as a safety and split end. He also earned most valuable player in the coaches' East-West All-Star Game. He was multiple sport athlete at T.W. Andrews, competing in track and earning honorable mention high school basketball All-America in 1998.

Wilson went on to attend college at NC State, where he piled up 254 tackles, 11 passes defensed and three INTs and was a Dream Team All-America selection in 2000. Wilson left NC State following his junior season when he was drafted by the Cardinals in the third round (64th overall) of the 2001 NFL Draft.

Wilson is the owner of High Point Shoes, a successful shoe and apparel store based in Scottsdale, AZ that he named in honor of his hometown.

The scout who was responsible for bringing Wilson to Arizona was **Steve Keim**, who now serves as the team's General Manager. Keim is also a alumni of NC State, where he played guard from 1991-94. A two-time All-ACC selection, Keim started 36 consecutive games at LG for the Wolfpack and was named the offensive freshman of the year in 1991.

AMONG THE NFL'S TOP 5

Dating back to the beginning of the 2013 season (**Bruce Arians'** first as the Cardinals head coach), Arizona has a 37-17-1 record. Their .682 winning percentage in that span is the fourth-best in the NFL.

Carolina's .657 winning percentage (35-18-1) during that span represents the sixth-best total in the NFL and third-best in the NFC.

NFC Win Percentage (2013-16)

Rnk	Team	W	L	T	Win%
1t	New England Patriots	42	13	0	.764
1t	Denver Broncos	42	13	0	.764
3	Seattle Seahawks	39	14	1	.731
4	Arizona Cardinals	37	17	1	.682
5	Cincinnati Bengals	36	18	1	.664

WHERE THINGS SIT IN THE WEST

Following the 6-6 tie between the Cardinals and Seahawks on Sunday Night Football last week, Arizona now sits in second place in the NFC West - 1.5 games back of Seattle.

2015 NFC West Standings

Team	W	L	T	PF	PA	Hm	Road	Div	Conf
Seattle	4	1	1	111	84	3-0-0	1-1-1	1-1-1	2-1-1
Arizona	3	3	1	159	110	2-2-1	1-1-0	1-1-1	2-1-1
St. Louis	3	4	0	120	154	1-2-0	2-2-0	2-1-0	3-3-0
San Francisco	1	6	0	144	219	1-3-0	0-3-0	1-2-0	1-5-0

The NFC West in Week 8

Arizona (3-3-1) travels to Carolina (1-5)

Seattle (4-1-1) travels to New Orleans (2-4)

Los Angeles (3-4) and San Francisco (1-6) are on bye weeks

THREE STRAIGHT IN PRIMETIME

The Cardinals are coming off a stretch of three consecutive primetime games - having faced the 49ers on Thursday Night Football in Week 5, the Jets on Monday Night Football in Week 6 and the Seahawks on Sunday Night Football last week.

It marked the first time in franchise history that Arizona has played in three consecutive primetime games. Arizona joined the Cincinnati Bengals (2015) as the only teams to appear on Thursday, Sunday and Monday nights in consecutive weeks since the Thursday Night package was introduced in 2006.

The Cardinals have a 9-3-1 record in primetime games under head coach Bruce Arians. In the 36 seasons prior to his arrival (between 1977-2012) Arizona had a total of 10 wins in primetime contests.

Cardinals Primetime Results under Arians

Date	Opponent	Result
10/23/16	vs. Seattle (SNF)	T, 6-6
10/17/16	vs. NY Jets (MNF)	W, 28-3
10/6/16	@ San Francisco (TNF)	W, 33-21
9/11/16	vs. New England (SNF)	L, 21-23
12/20/15	@ Philadelphia (SNF)	W, 40-17
12/10/15	vs. Minnesota (TNF)	W, 23-20
11/22/15	vs. Cincinnati (SNF)	W, 34-31
11/15/15	@ Seattle (SNF)	W, 39-32
10/26/15	vs. Baltimore (MNF)	W, 26-18
12/21/14	vs. Seattle (SNF)	L, 6-35
12/11/14	@ St. Louis (TNF)	W, 12-6
9/8/14	vs. San Diego (MNF)	W, 18-17
10/17/13	vs. Seattle (TNF)	L, 22-34

This season, the Cardinals are playing games on Monday (Wk. 6 vs. NYJ), Thursday (Wk. 5 @ SF), Saturday (Wk. 16 @ Sea) and Sunday for the first time in franchise history.

TIMES CHANGE AFTER THE BYE

Although Arizona stays on standard time throughout the year, never changing its clock forward or back, the time change, or lack thereof, does affect the Cardinals local kickoff times. That change will first affect the Cardinals following their bye in Week 9.

In 2016, daylight saving time ends on the first Sunday in November (Nov. 6). When daylight saving time is in effect, Arizona is three hours behind the east coast making a 4 p.m. kickoff in the east a 1 p.m. kickoff in Arizona.

Beginning with the Cards Week 10 matchup vs. San Francisco, Arizona will be only two hours behind the east coast, making a 4 p.m. kickoff in New York a 2 p.m. kickoff in Arizona.

BY THE NUMBERS

111

Sellouts at University of Phoenix Stadium (including preseason and postseason). The Cardinals have sold out every game played at the stadium since it opened in 2006.

27-7

Cardinals record against non-division opponents in the regular season under head coach Bruce Arians.

12/7/86

Prior to last week, the last time the Cardinals played in a game that ended in a tie (10-10 @ Philadelphia).

11

Consecutive quarters in which the Cardinals have not allowed a TD. Arizona's active streak of two consecutive games without allowing a TD is the team's longest since 1970 (4 straight).

5

Games in which the Cardinals have not turned the ball over this season. That is the most in the NFL.

46:21

Arizona's time of possession last week vs. Seattle. It marked just the second time in the last 18 years a team held a time of possession of 46:20 or higher (Jets held ball for 47:08 at Cleveland on 11/14/10).

90

Plays run by Arizona last week. It marked just the second time in franchise history the team ran at least 90 plays in a game (94, 11/10/96 @ Washington).

125.4

Rushing yards per game for the Cardinals in 2016. That represents the fifth-best total in the NFL this season.

303

Rushing yards for the Cardinals in the last two games - despite facing the NFL's #2 and #3 ranked run defenses in those contests.

15.7

Average points allowed by the Cardinals this season. That is the fifth-best average in the NFL in 2016.

1

TD passes allowed by the Cardinals in the last three games. Arizona has allowed just five TD passes all year.

14

Total takeaways for the Cardinals defense this season (9 INT, 5 FR). Arizona is tied for second in the NFL in takeaways in 2016.

20

Sacks for the Cardinals defense this season. Only Denver (22) and Buffalo (21) have more sacks than Arizona in 2016.

1,004

Scrimmage yards for RB David Johnson (681 rushing, 323 receiving) this season. That is the highest total in the NFL. Johnson's seven consecutive games with 100+ scrimmage yards to start the season represents the longest active streak in the NFL.

681

Rushing yards for David Johnson this season. That is the highest total in franchise history through the first seven games of a season.

21

Touchdowns for David Johnson in his first 23 career games. That represents a franchise record in a player's first two NFL seasons. Ottis Anderson (19, 1979-80) held the previous mark.

186

Consecutive games in which Fitzgerald has at least one reception. That is the longest active streak in the NFL and ties Hines Ward for the fourth-longest streak in NFL history.

46

Receptions for WR Larry Fitzgerald this season. He ranks third in the NFL in receptions in 2016 behind only A.J. Green (50) and Antonio Brown (48).

35

Tackles for \$LB Deone Bucannon in his last three games. He posted a career-high 15 tackles in Week 5 at San Francisco and matched that total last week vs. Seattle.

3.0

Sacks for DT Calais Campbell in his last three regular season games against the Panthers.

WHAT TO LOOK FOR...

WITH A WIN THIS WEEK...

- Arizona would have its first win in Charlotte since the 2008 postseason and first regular season win at Carolina since 2002.
- The Cardinals would improve to 28-7 against non-division opponents in the regular season under head coach **Bruce Arians**, including a 6-2 record against teams from the NFC South.

MILESTONES WITHIN REACH

Defense

- If the defense does not allow a TD this week, it would mark just the second time in 78 years - and first time since 1970 (4 straight) - the Cardinals went three straight games without allowing a TD.

WR Larry Fitzgerald

- With a reception, Fitzgerald would extend his consecutive games with a catch streak to 187 straight. That would represent the fourth-longest streak in NFL history.
- With 54 receiving yards, Fitzgerald would pass Cris Carter (13,899) for 12th place on the NFL's all-time receiving yardage list.
- With 7 receptions, Fitzgerald would pass Reggie Wayne (1,070) for 7th place on the NFL's all-time receptions list.

RB David Johnson

- With 88 rushing yards, Johnson would establish a new franchise record for rushing yards in the first eight games of a season. Ottis Anderson (768 in 1979) holds the current record.
- With 100 yards rushing, Johnson would become the first player in franchise history to rush for 100+ yards in four consecutive games.
- With 100+ scrimmage yards, Johnson would extend his franchise record to eight consecutive games with 100+ scrimmage yards to open a season.
- With two rushing TDs, Johnson would join MacArthur Lane (11 in 1970) as the only players in franchise history with at least 10 rushing TDs in the first eight games of a season.

DT Calais Campbell

- With a sack, Campbell would have four sacks in his last four regular season games vs. Carolina, including 3.0 sacks in the last two games.

CB Marcus Cooper

- With an INT, Cooper would have four INTs in 2016 and establish a new career high for a single season.

CB Patrick Peterson

- With an INT, Peterson would have three INTs in five career games against Carolina, including postseason.

NFL SCHEDULE - WEEK 8

Below is a look at this week's NFL schedule. All times Arizona.

Bye Week: Ravens, Rams, Dolphins, Giants, Steelers, 49ers

Thursday, October 27

Jacksonville Jaguars at Tennessee Titans - 5:25 PM (NFLN)

Sunday, October 30

Washington Redskins at Cincinnati Bengals - 6:30 AM (FOX) - London

Arizona Cardinals at Carolina Panthers - 10:00 AM (FOX)

Kansas City Chiefs at Indianapolis Colts - 10:00 AM (CBS)

Oakland Raiders at Tampa Bay Buccaneers - 10:00 AM (CBS)

Seattle Seahawks at New Orleans Saints - 10:00 AM (FOX)

Detroit Lions at Houston Texans - 10:00 AM (FOX)

New England Patriots at Buffalo Bills - 10:00 AM (CBS)

New York Jets at Cleveland Browns - 10:00 AM (CBS)

San Diego Chargers at Denver Broncos - 1:05 PM (CBS)

Green Bay Packers at Atlanta Falcons - 1:25 PM (FOX)

Philadelphia Eagles at Dallas Cowboys - 5:30 PM (NBC)

Monday, October 31

Minnesota Vikings at Chicago Bears - 5:30 PM (ESPN)

CARDINALS PRONUNCIATIONS

LB Joplo Bartu
C Evan Boehm
\$LB Deone Bucannon
DT Calais Campbell
K Chandler Catanzaro
G Mike Iupati
S Tyrann Mathieu
DT Josh Mauro
TE Ifeanyi Momah
DT Robert Nkemdiche
LB Alex Okafor
CB Tharold Simon
RB Stepfan Taylor
TE Hakeem Valles
T Jared Veldheer
NT Xavier Williams

JA-plo / BAR-tu
BAME (like Name)
day-OWN
kuh-LAY-us
cat-un-ZAIR-oh
yoo-PAH-tee
TY-run (like Byron) / Matthew
MORE-oh
e-FAH-nee / MOE-ma
kim-DEE-chee
OH-kuh-for
THAIR-uld
stuh-FONN
vuh-LESS
vell-DEER
ex-ZAVE-yr

A DECADE OF DISTINCTION

The Cardinals have been in the Bidwill family since Pro Football Hall of Famer Charles Bidwill purchased the team in 1933. Charles' son Bill handled day-to-day operations for decades before passing the torch to his son, Michael, who is now in his 10th season as team President.

Since **Michael Bidwill** took over as President in 2007, the Cards have gone .500 or better in seven of nine seasons (just twice in previous 20 years) and posted four double-digit win seasons (none in previous 20).

The 2015 season was a banner year for the organization as the team won the NFC West, set a franchise record for wins in the regular season (13) and earned the first postseason bye in team history.

Of the Cardinals seven all-time postseason wins, five have come during Bidwill's nine years as team President. Arizona has played in nine postseason contests since Bidwill took over in 2007. The Cardinals played just seven total playoff games in their entire history prior to his tenure.

Michael spearheaded the effort that led to the creation of University of Phoenix Stadium, which preceded that aforementioned run of on-field success. The Cardinals have sold out all 111 games played (preseason and post-season included) and the stadium since it opened in 2006; in 18 years at Sun Devil Stadium, just 12 games were sold out in time to be televised locally.

The Cardinals success under Bidwill has greatly elevated the team's popularity both locally and nationally. That fact is best measured in the record-setting ratings for Cardinals game broadcasts. Locally, the team established a host of franchise record for the TV broadcasts in both 2015 and 2014. Nationally, the team's exposure is at an all-time high. Having never appeared in more than three primetime games in a single season, the Cardinals played an unprecedented five primetime games during the 2015 regular season and posted a perfect 5-0 record those matchups.

Michael was also the driving force behind the critically-acclaimed series "All Or Nothing" that debuted on Amazon Video in July of this year.

Michael was pivotal not only in helping Arizona land Super Bowl XLIX - the second in eight seasons at University of Phoenix Stadium - but he also secured the 2015 Pro Bowl. Played a week apart, the game delivered a record economic impact of \$720 million to the region.

Below is a look at the organization's success in the nine seasons since Michael Bidwill was named team President.

Cardinals Under Michael Bidwill (2007-Present)

Statistic	Totals
Regular Season Record	82-68-1
Postseason Record	5-4
Overall Record	87-72-1
Regular Season Win Pct.	.546
Win Pct. - NFL Rank	10th
Avg. Wins Per Season (2007-15)	8.8
Regular Season Home Record	51-25-1
Postseason Home Record	4-0
Overall Home Record (RS+post)	55-25-1
Regular Season Home Win Pct.	.669
Home Win Pct. - NFL Rank	7th
Season with .500 Record or Better	7
Seasons with 9+ Wins	5
Seasons with 10+ Wins	4
Best Regular Season Record	13-3
Postseason Berths	4
Division Titles	3
Conference Championship Games	2
Super Bowl Appearances	1
Pro Bowl Selections (Avg/Year)	36 (4)
Primetime Games	23



KEIM LAYS THE FOUNDATION

The Cardinals are coming off three consecutive 10+ win seasons in **Steve Keim's** first three years as GM. As soon as he was elevated to the position in January of 2013, Keim began re-shaping the roster.

The overhaul during his first three years was dramatic - and resulted in a 34-14 record in that span. During his first 36 months as GM, Keim made 592 roster moves, including 182 moves in 2015 as the Cards established a franchise record for wins (13).

He was named Pro Football Talk's Executive of the Year in both 2013 and 2014, and added Sporting News Executive of the Year in 2014.

The 2015 campaign was one of the most successful seasons in franchise history. In addition to establishing a record for wins, the team also set franchise marks for total offense, points scored and total TDs. Arizona had the NFL's #1 ranked offense last season, and the Cardinals finished with a defense that ranked in the top five as well. The roster that has accomplished those feats was built from the ground up by Keim and his staff.

- Of the 52 players on the Cardinals current roster, 35 appeared in at least one game for Arizona last season.

- Of the 37 players who started at least one game for Arizona last season, 28 are on the current roster.

- Of the 52 players on the Cardinals current roster, 48 were acquired by Keim during his time as GM.

- As of this week, the Cardinals have made a total of **181** roster moves dating back to January of this year.

PUTTING TOGETHER A PRO BOWL ROSTER

All seven Arizona players selected to the Pro Bowl in 2015 - special teamer **Justin Bethel**, DT **Calais Campbell**, WR **Larry Fitzgerald**, G **Mike Iupati**, S **Tyrann Mathieu**, QB **Carson Palmer** and CB **Patrick Peterson** - are back this season.

In the offseason, the Cardinals acquired 2015 Pro Bowl LB **Chandler Jones** in a trade with the Patriots. The team also signed G **Evan Mathis** (2013 and 2014 Pro Bowler) in free agency.

Arizona has nine players on its roster who have been selected to the Pro Bowl, including eight who were chosen in 2015.

Cardinals Pro Bowlers

Player (Pos)	PBs	(Years)
Larry Fitzgerald (WR)	9	2005, 2007-13, '15
Patrick Peterson (CB)	5	2011-15
Mike Iupati (G)	4	2012-15
Carson Palmer (QB)	3	2005-06, '15
Justin Bethel (ST)	3	2013-15
Calais Campbell (DE/DT)	2	2014-15
Jermaine Gresham (TE)	2	2011-12
Tyrann Mathieu (S)	1	2015
Chandler Jones (LB)	1	2015

During each of his first three offseasons as GM, Keim signed a free agent who went on to make the Pro Bowl that season (Mike Iupati-2015, Antonio Cromartie-2014, John Abraham-2013). The Cardinals were the only team in the NFL to accomplish such a feat.

Long History with the Organization

Keim was promoted to General Manager on January 8, 2013 after 14 seasons in the Cardinals organization.

The 43-year old originally joined Arizona in May, 1999 as a college scout in the east. He was promoted to Director of College Scouting in 2006, Director of Player Personnel in 2008, and then was promoted to Vice President, Player Personnel in May, 2012.



NINE DAYS - TWO GREAT HIRES

In a nine-day span in January of 2013, Cardinals President **Michael Bidwill** hired GM **Steve Keim** (Jan. 8) and head coach **Bruce Arians** (Jan. 17). In the resulting three seasons, the Cardinals won more games (34) than any other three-year span in franchise history.

In January of 2013 there were eight head coach openings. None were hired later than Arians and four of the eight no longer hold those jobs. Keim was one of seven GMs hired in January of 2013. On the seven, only he and Carolina's Dave Gettleman had their teams in the postseason in both 2014 and 2015.

Head Coaches Hired in January 2013

Andy Reid, KC	January 4
Doug Marrone, Buf*	January 6
Rob Chudzinski, Cle*	January 10
Mike McCoy, SD	January 15
Marc Trestman, Chi*	January 16
Chip Kelly, Phi*	January 16
Gus Bradley, Jax	January 17
Bruce Arians, AZ	January 17

* No longer with team

Team Record Since '13

35-19 (.648)
27-28 (.491)
14-41 (.255)
25-30 (.455)
20-35 (.364)
31-23 (.574)
14-40 (.259)
37-17-1 (.682)

GMs Hired in January 2013

Steve Keim, AZ	January 8
David Caldwell, Jax	January 8
Tom Telesco, SD	January 9
Dave Gettleman, Car	January 9
John Dorsey, KC	January 14
John Idzik, NYJ*	January 18
Mike Lombardi, Cle*	January 18

* No longer with team

Team Record Since '13

37-17-1 (.682)
14-40 (.259)
25-30 (.455)
35-18-1 (.657)
35-19 (.648)
24-31 (.436)
14-41 (.255)

ARIANS WINS #37 IN ARIZONA

The victory over the Jets in Week 6 was **Bruce Arians'** 37th win as head coach in Arizona. He sits alone in fourth place on the franchise all-time wins list

Arians needs three wins to reach 40 with Arizona and move into third place on the franchise all-time wins list.

Franchise History – Wins by Head Coach

Rnk	Coach (Years)	Wins
1	Ken Whisenhunt (2007-12)	49
2	Don Coryell (1973-77)	42
3	Jim Hanifan (1980-85)	39
4	Bruce Arians (2013-16)	37
5t	Charley Winner (1966-70)	35
5t	Jimmy Conzelman (1940-42, 46-48)	35



Arians is 20 games over .500 as the Cardinals head coach (37-17-1). Including his 9-3 record as an interim head coach with Indy in 2012, he is 26 games over .500 as an NFL head coach (46-20-1). Among active head coaches, only Bill Belichick (52) and Pete Carroll (49) have more wins than Arians (46) in his last 67 games.

NFL Head Coaches In Their Last 67 Games

W-L	Coach (Team)
52-14	Bill Belichick (New England)
49-17-1	Pete Carroll (Seattle)
46-20-1	Bruce Arians (Arizona/Indianapolis)
44-22-1	Mike McCarthy (Green Bay)
43-23-1	Marvin Lewis (Cincinnati)
43-24	John Fox (Chicago/Denver)

Arizona has a 37-17-1 record during Arians' time as head coach. The Cardinals 37 wins represent the fourth-best total in the NFL during that span.

NFL Leaders - Total Wins (2013-16)

Rnk	Team	Win
1t	New England	42
1t	Denver	42
3	Seattle	39
4	Arizona	37
5	Cincinnati	36
6t	Carolina	35
6t	Kansas City	35

Below is a breakdown of Arians' regular season record as a head coach:

Arians as an NFL Head Coach

Team (Year)	W-L	Pct
Indianapolis (2012)	9-3	.750
Arizona (2013)	10-6	.625
Arizona (2014)	11-5	.688
Arizona (2015)	13-3	.813
Arizona (2016)	3-3-1	.500

CARDS UNDER ARIANS

Below is a breakdown of the Cardinals regular season win-loss record during **Bruce Arians'** tenure at the helm:

Statistic	W-L
Record	37-17-1
At Home	21-7-1
On the Road	16-10
Primetime Games	9-3-1
Indoors	21-8-1
Outdoors	16-9
On Natural Grass	30-12-1
Vs. NFC	26-13-1
Vs. AFC	11-4
When Winning Turnover Battle	24-2
When Scored First	23-6-1
When Opp. Scores First	14-11
Out-Rush Opponent	30-2-1
Cardinals Have 100-Yard Rusher	9-0-1
Scoring 20 Points or More	30-8
Allowing 20 Points or Fewer	30-3-1
Scoring 30 Points or More	16-0
Led at Halftime	22-2-1
Led After 3rd Quarter	31-3-1
Won the Coin Toss	20-9
Lost the Coin Toss	17-8-1
September	9-4
October	9-6-1
November	10-2
December	9-4

THREE STRAIGHT WITH 10 WINS

In leading the Cardinals to a franchise record 13 wins in 2015, **Bruce Arians** became just the 10th head coach in NFL history to win 10+ games in each of his first three seasons as a head coach in the league. Of the 10, Arians is one of three to inherit a team that won fewer than six games the year before.

Head Coaches With 10+ Wins in 1st 3 Seasons

Coach	Team	Previous Year	Year 1	Year 2	Year 3
Bruce Arians	AZ	5-11 (2012)	(10-6) 2013	(11-5) 2014	(13-3) 2015
Blanton Collier	Clev	7-6-1 (1962)	(10-4) 1963	(10-3-1) 1964	(11-3) 1965
Jim Harbaugh	SF	6-10 (2010)	(13-3) 2011	(11-4-1) 2012	(12-4) 2013
Chuck Knox	L.A.	6-7-1 (1972)	(12-2) 1973	(10-4) 1974	(12-2) 1975
Ted Marchibroda	Bal	2-12 (1974)	(10-4) 1975	(11-3) 1976	(10-4) 1977
Red Miller	Den	9-5 (1976)	(12-2) 1977	(10-6) 1978	(10-6) 1979
Chuck Pagano	Ind	2-14 (2011)	(11-5) 2012	(11-5) 2013	(11-5) 2014
George Seifert	SF	10-6 (1988)	(14-2) 1989	(14-2) 1990	(10-6) 1991
Allie Sherman	NYG	6-4-2 (1960)	(10-3-1) 1961	(12-2) 1962	(11-3) 1963
Barry Switzer	Dal	12-4 (1993)	(12-4) 1994	(12-4) 1995	(10-6) 1996

TWO-TIME COACH OF THE YEAR

Bruce Arians was named the Associated Press 2014 NFL Coach of the Year after leading the Cardinals to an 11-5 record and a berth in the post-season.

It marked the second time in three years Arians was awarded NFL Coach of the Year honors (Indianapolis, 2012). He became the first coach in NFL history to be named Coach of the Year multiple times in a three-year span with multiple teams.

Arians is one of 12 coaches in NFL history to win the award multiple times and the sixth to be honored with multiple teams. He is also one of just six coaches in NFL history to earn AP Coach of the Year honors twice in a three-year span.

Multiple Coach of the Year Award Winners

COY	Coach (Teams and Years)
4	Don Shula (1972 Miami, 1968, 1967*, 1964 Baltimore)
3	Bill Belichick (2010, 2007, 2003 New England)
3	Chuck Knox (1984 Seattle, 1980 Buffalo, 1973 LA Rams)
2	Bruce Arians (2014 Arizona, 2012 Indianapolis)
2	Ron Rivera (2015, 2013 Carolina)
2	Dan Reeves (1998 Atlanta, 1993 NY Giants)
2	Bill Parcells (1994 New England, 1986 NY Giants)
2	Mike Ditka (1988, 1985 Chicago)
2	Joe Gibbs (1983, 1982 Washington)
2	George Allen (1971 Washington, 1967* LA Rams)
2	George Halas (1965, 1963 Chicago)
2	Allie Sherman (1962, 1961 NY Giants)

*1967 co-winners Shula and Allen

+Coaches in bold have won with multiple teams

In 2012, Arians was named NFL Coach of the Year after serving 12 games as the Colts interim head coach while Chuck Pagano was treated for leukemia. He led the Colts to a 9-3 record and a playoff berth while tying the NFL record for the most wins ever by an interim coach.

Arians and the Panthers Ron Rivera have combined to win the last four AP Coach of the Year awards.

Recent AP NFL Coach of the Year Winners

Year	Coach (Team)
2015	Ron Rivera (Carolina)
2014	Bruce Arians (Arizona)
2013	Ron Rivera (Carolina)
2012	Bruce Arians (Indianapolis)
2011	Jim Harbaugh (San Francisco)
2010	Bill Belichick (New England)

WINS BY DIVISION

The Cardinals have a 27-7 record against teams outside the division under Arians. That includes a 16-3 record against teams from the NFC East, NFC North and NFC South.

Cardinals Divisional Records Under Arians

Division	W-L	Division	W-L
NFC West	10-10-1	AFC West	3-1
NFC East	5-1	AFC East	1-2
NFC North	6-0	AFC North	3-1
NFC South	5-2	AFC South	4-0

This week the Cardinals square off against the Carolina Panthers. Arizona won its only regular season matchup against the Panthers (22-6) in 2013. The Cardinals are 5-2 against teams from the NFC South under Arians.

A STRONG 1ST IMPRESSION

Now in his fifth NFL season and fourth season with the Cardinals, **James Bettcher** is in his second year as the team's defensive coordinator. After he was promoted to the position in February of 2015, Bettcher led one of the league's highest-rated units.

Under their first-year coordinator the Cardinals defense was a major factor in the team's 13-3 record in 2015. Arizona finished the 2015 season with the NFL's fifth-ranked defense.

NFL Leaders – Total Defense (2015)

Rnk	Team	Y/G
1	Denver	283.1
2	Seattle	291.8
3	Houston	310.2
4	NY Jets	318.6
5	Arizona	321.7

Below are some other highlights for Bettcher's first season in charge:

Cardinals 2015 Defensive Highlights

- Ranked 6th in run def. (91.3 ypg) and 7th in pass def. (230.4 ypg)
- Ranked 2nd in the NFL with 33 total takeaways
- Tied with KC for NFL lead with 6 defensive TDs
- Tied for NFL lead with 4 INT return TDs
- Ranked 2nd in the NFL with 140 points off turnovers

A QUICK ASCENT

Bettcher was elevated to defensive coordinator in just his fourth season as an NFL coach, having entered the league in 2012. After nine years in the college ranks, he was hired by the Colts to serve as special assistant to the head coach/outside linebackers coach. When Bruce Arians was hired as head coach in Arizona in 2013, he named Bettcher his linebackers coach, a position he held for two seasons before his promotion to defensive coordinator in 2015.



FROM 32ND TO 1ST UNDER GOODY

When **Harold Goodwin** was named the Cardinals Offensive Coordinator in 2013, he was handed the reins of an offense that - in 2012 - finished the year as the league's 32nd ranked unit. Things changed quickly under his watch.

In 2015 - his third at the helm of the offense - the Cardinals had the top ranked offense in the NFL for the first time in franchise history. The team also set team single-season records for points (489), TDs (59), TD passes (35), total net yards (6,533), first downs (373) and first downs passing (237).

Cardinals 2015 Offensive Highlights

- Outscored opponents 489-313 in 2015. That +176 point differential was the second-best total in franchise history (+184 in 1925).
- After finishing the 2014 season ranked 31st in the NFL in rushing, ranked 8th overall in 2015. Marked the first time since 1984 (9th overall) that the Cardinals finished a season ranked in the top 10 in the NFL in rushing.
- Scored at least 30 points in a franchise record nine games in 2015. Arizona's nine games with 30+ points were the most in the NFL.
- Averaged an NFL-high 6.28 yards per play (6,533 yards on 1,041 plays). The Cards easily led the NFL in average yards per pass play (7.84) last season.
- The Cardinals gave up just 27 sacks on 562 pass attempts in 2015. Arizona's 27 sacks allowed tied for the fourth-fewest in the NFL last season.



A Decade With Arians

The 2016 season is the 10th consecutive season Goodwin has worked under Bruce Arians. The two previously coached together with Pittsburgh (2007-11) and Indianapolis (2012). Goodwin served as an offensive assistant with the Steelers and was the Colts offensive line coach.

ALL 23 COACHES RETURN

All 23 members of the Cardinals coaching staff in 2015 are back for the 2016 season.

Combined Coaching Experience

Coach	NFL	College
Bruce Arians	23	18
Tom Moore	37	13
James Bettcher	4	9
Harold Goodwin	12	9
Amos Jones	9	21
Anthony Blevins	3	-
Brentson Buckner	3	-
Mike Chiurco	1	-
Rick Christophel	3	33
Darryl Drake	12	21
Larry Foote	1	-
Kevin Garver	3	6
Steve Heiden	3	1
Roger Kingdom	2	10
Levon Kirkland	1	2
Freddie Kitchens	10	7
Stump Mitchell	14	7
Buddy Morris	5	19
Tom Pratt	37	7
Nick Rapone	3	32
Kevin Ross	10	-
Bob Sanders	15	22
Larry Zierlein	11	21
Totals	222	258

COACHES BY DECADE OF BIRTH

1930s
Tom Pratt, 1935
Tom Moore, 1938
1940s
Larry Zierlein, 1945
1950s
Bruce Arians, 1952
Rick Christophel, 1952
Bob Sanders, 1953
Nick Rapone, 1956
Darryl Drake, 1956
Buddy Morris, 1957
Stump Mitchell, 1959
Amos Jones, 1959
1960s
Kevin Ross, 1962
Roger Kingdom, 1962
Mike Chiurco, 1968
Levon Kirkland, 1969
1970s
Brentson Buckner, 1971
Harold Goodwin, 1973
Freddie Kitchens, 1974
Anthony Blevins, 1976
Steve Heiden, 1976
James Bettcher, 1978
1980s
Larry Foote, 1980
Kevin Garver, 1987

ATHLETIC TRAINER PROGRAM IN AZ

The NFL Foundation, in collaboration with Gatorade, the National Athletic Trainers' Association (NATA), the Korey Stringer Institute (KSI) and the Professional Football Athletic Trainers Society (PFATS), last week announced the launch of a pilot program to provide funding to public high schools with football programs that have limited or no access to an athletic trainer. The program is an expansion of the athletic trainer initiatives developed and implemented by the NFL Foundation and its partners over the past two years.

The NFL Foundation will award up to 150 grants to high schools in the four pilot states – Arizona, Illinois, Oklahoma and Oregon. Each grant will be in the amount of \$35,000 awarded over a three-year period to fund an athletic training program.

"This is an initiative that was originally developed at the team level in which the Cardinals participated and our community has benefitted," said Cardinals President and NFL Foundation board member **Michael Bidwill**. "The NFL Foundation is excited to expand the athletic trainer pilot program so that more high schools and athletes can benefit from it. NFL teams have long recognized the value and expertise of athletic trainers and this program will help provide similar support at the high school level."

YEAR 2 OF THE BIDWILL FELLOWSHIP

Prior to the 2015 season, the Cardinals established the *Bill Bidwill Coaching Fellowship*, a program to provide recently-retired NFL players with the opportunity to gain coaching experience at the highest level. The inaugural participant was former Pro Bowl LB **Levon Kirkland**, who is returning for his second season in 2016 to assist LBs coach Bob Sanders as the OLBs coach.

As Cardinals owner, Bill Bidwill has long been at the forefront in providing opportunities to individuals regardless of race or gender. In 2010, he was honored with the Fritz Pollard Alliance's Paul "Tank" Younger Award for promoting diversity in the NFL. In 1978, Adele Harris became the first African American female executive in the NFL when she was hired as the Cardinals director of community relations. In 1981, Bidwill hired attorney Bob Wallace, making him the first African American to handle contract negotiations for an NFL club.

Arizona was also the first NFL team with an African American GM-head coach tandem (Rod Graves/Dennis Green, 2004), and from 2013-14 the Cardinals were the only NFL team whose offensive and defensive coordinators were both African American (Harold Goodwin & Todd Bowles).




HONORING MRS. B

For the duration of the 2016 season, the Cardinals will have the initials "NJB" on stickers on their helmets in honor of **Nancy Bidwill**, the late wife of owner Bill Bidwill, who passed away in August.

Nancy and Bill married in September of 1960 - in a wedding that was featured in the Chicago Tribune - and celebrated their 50th anniversary in 2010. They had five children and nine grandchildren.

Nancy was a trustee at the Columbus School of Law at the Catholic University of America in Washington, D.C., where team President Michael Bidwill received his law degree.



PALMER PASSES FOR 300+

QB **Carson Palmer** threw for a season-high 342 yards against the Seahawks last week. He now has 45 career 300-yard passing games, including 18 as a member of the Cardinals. Palmer's 18 300-yard performances are the third-highest total in team history – despite playing in just 44 games.

Franchise Record – Games w/ 300+ Passing Yards (Career)

Rnk	Player (Years)	300+	Gms Played
1	Kurt Warner (2005-09)	22	61
2	Neil Lomax (1981-88)	19	108
3	Carson Palmer (2013-16)	18	44
4	Jim Hart (1966-83)	14	199
5	Charley Johnson (1961-69)	12	87

Dating back to 2013, there have now been seven 300-yard passing performances against the Seahawks. Palmer is the only player responsible for more than one (363 @ Sea, 11/15/15).

Dating back to last season - when he threw for 300+ yards in a franchise record nine games - Palmer has thrown for 300+ yards 11 times. Only Drew Brees (14) and Philip Rivers (12) have more 300-yard games than Palmer during that span.

NFL Leaders - Games w/300+ Passing Yards (2015-16)

Rnk	Player (Team)	Gms
1	Drew Brees (NO)	14
2	Philip Rivers (SD)	12
3t	Carson Palmer (AZ)	11
3t	Ben Roethlisberger (Pit)	11
5	Kirk Cousins (Was)	10

31 WINS FOR PALMER IN AZ

In leading Arizona over Tampa Bay in Week 2, QB Carson Palmer earned his 30th win as a Cardinals QB in his just his 40th start with the team. Palmer added win #31 in Week 6 as he led the Cardinals past the Jets 28-3 on Monday Night Football.

Dating back to Week 8 of the 2013 season - the middle of his first season in Arizona - Palmer has a 28-8-1 record in his last 37 starts in the regular season. His .770 win percentage in that span is the second-best in the NFL.

QBs with Best Win % (Week 8 of '13 - Present)

Rnk	Player (Team)	Win%	W-L
1	Tom Brady (NE)	.773	34-10
2	Carson Palmer (AZ)	.770	28-8
3	Peyton Manning (Den)	.765	26-8
4	Russell Wilson (Sea)	.717	33-13
5	Cam Newton (Car)	.674	30-14-1

HIGHLY RATED

Palmer had a passer rating of 124.1 in the Cardinals win over the Bucs in Week 2. It marked the 17th time in his career he has finished a game with a passer rating of 120+. He has accomplished the feat four times as a member of the Cardinals.

Palmer has a 15-2 record in games he posts a passer rating of 120+ in his career, including a 4-0 record in Arizona.

Palmer has now posted a 100+ passer rating 21 times as a member of the Cardinals and Arizona has a 20-1 record in those contests.

Last season, Palmer posted 11 games with a passer rating of 100.0 or better, establishing a new franchise single-season record. The previous mark was 8 (Neil Lomax-1984 and Kurt Warner-2009).

No other QB in the NFL had more than nine games with a passer rating of 100.0+ in 2015.

NFL Leaders – Games w/ 100+ Passer Rating (2015)

Rnk	Player (Team)	Games
1	Carson Palmer (AZ)	11
2	Kirk Cousins (Was)	9
3t	Tom Brady (NE)	8
3t	Andy Dalton (Cin)	8
3t	Drew Brees (NO)	8
3t	Cam Newton (Car)	8
3t	Russell Wilson (Sea)	8

Only Seattle's Russell Wilson (110.1) and Cincinnati's Andy Dalton (106.2) had a higher passer rating than Palmer (104.6) last season.

NFL Leaders – Passer Rating (2015)

Rnk	Player (Team)	Rating
1	Russell Wilson (Sea)	110.1
2	Andy Dalton (Cin)	106.3
3	Carson Palmer (AZ)	104.6
4	Tom Brady (NE)	102.2
5	Kirk Cousins (Was)	101.6

PALMER PASSING ALL-TIME GREATS

After throwing for 342 yards against the Seahawks last week, Palmer has 41,741 career passing yards. Palmer sits in 15th place on the NFL's all-time passing yardage list, having already passed Johnny Unitas, Joe Montana and Kerry Collins so far this season.

NFL's All-Time Passing Yardage Leaders (Career)

Rnk	Player	Yards	Yds to Pass
1	Peyton Manning	71,940	30,200
2	Brett Favre#	71,838	30,098
3	Drew Brees*	63,004	21,264
4	Dan Marino#	61,361	19,621
5	Tom Brady*	59,032	17,292
6	John Elway#	51,475	9,735
7	Warren Moon#	49,325	7,585
8	Fran Tarkenton#	47,003	5,263
9	Vinny Testaverde	46,233	4,568
10	Eli Manning*	46,171	4,431
11	Ben Roethlisberger*	44,680	2,940
12	Drew Bledsoe	44,611	2,871
13	Philip Rivers*	43,465	1,725
14	Dan Fouts#	43,040	1,300
15	Carson Palmer*	41,741	-
16	Kerry Collins	40,922	-
17	Joe Montana#	40,551	-
18	Johnny Unitas#	40,239	-



#Hall of Fame Inductee *Active Player

Palmer is in 16th place on the NFL's all-time list for career TD passes.

NFL's All-Time TD Pass Leaders (Career)

Rnk	Player	TDs	TDs to Pass
1	Peyton Manning	539	274
2	Brett Favre#	508	243
3	Drew Brees*	445	180
4	Tom Brady*	436	171
5	Dan Marino#	420	155
6	Fran Tarkenton#	342	77
7	Eli Manning*	302	37
8	John Elway#	300	35
9	Philip Rivers*	294	29
10	Warren Moon#	291	26
11	Johnny Unitas	290	25
12	Ben Roethlisberger*	288	23
13	Vinny Testaverde	275	10
14	Joe Montana#	273	8
15	Aaron Rodgers*	270	5
16	Carson Palmer*	266	-

#Hall of Fame Inductee *Active Player

Palmer currently has 3,555 career completions, which is good for 14th place on the NFL's all-time list.

NFL's All-Time Pass Completion Leaders (Career)

Rnk	Player	Comp	Comp to Pass
1	Brett Favre#	6,300	2,746
2	Peyton Manning	6,125	2,571
3	Drew Brees*	5,552	1,998
4	Tom Brady*	5,029	1,475
5	Dan Marino#	4,967	1,413
6	John Elway#	4,123	569
7	Warren Moon#	3,988	434
8	Eli Manning*	3,870	315
9	Drew Bledsoe	3,839	285
10	Vinny Testaverde	3,787	233
11	Fran Tarkenton	3,686	132
12	Philip Rivers*	3,624	70
13	Ben Roethlisberger*	3,621	67
14	Carson Palmer*	3,555	-
15	Kerry Collins	3,487	-

#Hall of Fame Inductee *Active Player

Palmer's 5,630 pass attempts put him in 13th place on the NFL's all-time list.

NFL's All-Time Pass Attempt Leaders (Career)

Rnk	Player	Att	Att to Pass
1	Brett Favre#	10,169	4,491
2	Peyton Manning	9,380	3,702
3	Drew Brees*	8,358	2,680
4	Dan Marino#	8,358	2,680
5	Tom Brady*	7,893	2,215
6	John Elway#	7,250	1,572
7	Warren Moon#	6,823	1,945
8	Drew Bledsoe	6,717	1,039
9	Vinny Testaverde	6,701	1,023
10	Eli Manning*	6,497	819
11	Fran Tarkenton#	6,467	789
12	Kerry Collins	6,261	583
13	Carson Palmer*	5,679	-
14	Ben Roethlisberger*	5,649	-
15	Dan Fouts#	5,604	-

#Hall of Fame Inductee *Active Player

A RECORD BREAKING YEAR FOR PALMER IN 2015

By almost every measure, Cardinals QB **Carson Palmer** had the best season of his 13-year career in 2015. It also represented perhaps the best season of any quarterback in franchise history. He led the Cardinals to a franchise-record 13 wins, their first NFC West title since 2009 and was among the top candidates in the NFL's MVP race throughout the season.

Leading the NFL's #1 ranked offense, Palmer completed 342 of 537 pass attempts (63.7%) for 4,671 yards, 35 TDs, 11 INTs and a passer rating of 104.6 last season. **He established franchise-single season records for passing yards (4,671), TD passes (35) and passer rating (104.6)** and ranked in the top five in nearly every other category. Below is a look at where Palmer ranks in the top five in the Cardinals single-season record books.

Passing Yards			TD Passes			Passer Rating			Completion Percentage		
Rnk	Player (Year)	Yds	Rnk	Player (Year)	TDs	Rnk	Player (Year)	Rate	Rnk	Player (Year)	Pct
1	Carson Palmer (2015)	4,671	1	Carson Palmer (2015)	35	1	Carson Palmer (2015)	104.6	1	Kurt Warner (2008)	67.1
2	Neil Lomax (1984)	4,614	2	Kurt Warner (2008)	30	2	Kurt Warner (2008)	96.9	2	Kurt Warner (2009)	66.1
3	Kurt Warner (2008)	4,583	3t	Neil Lomax (1984)	28	3	Carson Palmer (2014)	95.6	3	Kurt Warner (2005)	64.5
4	Carson Palmer (2013)	4,274	3t	Charley Johnson (1963)	28	4	Kurt Warner (2009)	93.2	4	Carson Palmer (2015)	63.7
5	Kurt Warner (2009)	3,753	5	Kurt Warner (2007)	27	5	Neil Lomax (1984)	92.5	5	Carson Palmer (2013)	63.3

Interception Rate			Pass Attempts			Completions		
Rnk	Player (Year)	Rate	Rnk	Player (Year)	Att	Rnk	Player (Year)	Com
1	Carson Palmer (2014)	1.3	1	Kurt Warner (2008)	598	1	Kurt Warner (2008)	401
2t	Carson Palmer (2015)	2.0	2	Carson Palmer (2013)	572	2	Carson Palmer (2013)	362
2t	Kent Graham (1997)	2.0	3	Neil Lomax (1984)	560	3	Neil Lomax (1984)	345
4t	Jim Hart (1974)	2.1	4	Jake Plummer (1998)	547	4	Carson Palmer (2015)	342
4t	Drew Stanton (2014)	2.1	5	Carson Palmer (2015)	537	5	Kurt Warner (2009)	339

For the second time in his three seasons in Arizona, Palmer started all 16 games for the Cardinals in 2015. In doing so, he joined Jake Plummer and Neil Lomax as the only QBs in franchise history to start all 16 games in a season multiple times.

Cardinals QBs with 16 Starts in a Season

Quarterback	Years (Record)
Carson Palmer	2015 (13-2), 2013 (10-6)
Kurt Warner	2008 (9-7)
Jake Plummer	1998 (9-7), 2001 (7-9), 2002 (5-11)
Dave Krieg	1995 (4-12)
Timm Rosenbach	1990 (5-11)
Neil Lomax	1984 (9-7), 1985 (5-11)



AMONG THE NFL'S ELITE

During the 2005 season with Cincinnati, his second as a starter in the NFL, QB **Carson Palmer** led the NFL in TD passes (32) and was considered among the top QBs in the NFL.

In 2015 - 10 years later - Palmer was back among the ranks of the league's top signal callers after a Pro Bowl season in which he finished at or near the top in a number of passing categories.

Below is a look at where Palmer ranked among NFL QBs in 2015:

Where Palmer Ranked in 2015

Statistic	Total	NFL Rank
Passer Rating	104.6	3rd
TD Passes	35	t-2nd
TD Passing Pct.	6.5	3rd
Passing Yards	4,671	4th
Yards Per Attempt	8.70	1st
Third Down Passer Rating	120.6	1st
First Downs Passing	231	1st
Completions of 20+ Yards	65	3rd

Palmer also led, or tied for the NFL lead in the follow categories:

Statistic	Total	NFL Rank
Games w/ 3+ TD Passes	6	t-1st
Games w/ 4+ TD Passes	3	t-1st
Games w/ 100+ Passer Rating	11	1st

FOR THE WIN...

Palmer led the Cardinals on four game-winning drives in the fourth quarter in 2015. He has now been the architect of 29 career game-winning drives in the regular season, including nine as a member of the Cardinals.


Palmer led three game-winning drives in 2013, two in 2014 and then posted four in 2015.

Palmer's Game-Winning Drives with Arizona

Opponent	Score	Final
12/10/15 vs. Minnesota	20-20	23-20
11/29/15 @ San Francisco	13-13	19-13
11/22/15 vs. Cincinnati	31-31	34-31
11/15/15 @ Seattle	25-29	39-32
10/26/14 vs. Philadelphia	17-20	24-20
9/8/14 vs. San Diego	6-17	18-17
12/22/13 @ Seattle	9-10	17-10
9/29/13 @ Tampa Bay	0-10	13-10
9/15/13 vs. Detroit	16-21	25-21

STANTON DELIVERS ON TNF

QB **Carson Palmer** had started 20 consecutive regular season games for the Cardinals, including all 16 games in 2015 and the first four games in 2016. When he was forced from the game due to injury in the fourth quarter against the Rams in Week 4, his backup for the last four seasons - QB **Drew Stanton** - finished the contest.



With the Cardinals and 49ers squaring off on a short week on Thursday Night in Week 5, Stanton was called upon to start for Palmer. He delivered - helping lead Arizona to its second win of the season by throwing for 124 yards and a pair of TDs (with no INTs) in the Cardinals 33-21 victory.

In doing so, Stanton improved to 6-3 in his nine career starts with Arizona. Two of those wins have come against the 49ers.

"Yeah, it feels great," Stanton said after the game. "This is a huge team win. This is what we needed. That was my mindset all week. I felt good about it. I really liked the game plan. It's tough going through a walk through because you're trying to visualize everything that's going on, but at the same time I really liked it. I was on the same page as B.A. (Bruce Arians). Once I got a chance to settle down and feel good about everything I was very comfortable."

It marked Stanton's third career contest with multiple TD passes, all three of which have come in his nine starts with the Cardinals. Stanton's first career multi-TD outing came in his last start against the 49ers on 9/21/14.

After seeing time at the end of last week's game vs. New York, Stanton has now appeared in four games this season, and in 20 games during his four seasons with the Cardinals.

With Stanton Making the Start in San Francisco

The Cardinals are one of nine teams in the NFL this season to have multiple QBs start a game. Carolina (Cam Newton, Derek Anderson), Chicago (Jay Cutler, Brian Hoyer), Cleveland (Robert Griffin III, Josh McCown, Cody Kessler), Denver (Trevor Siemian, Paxton Lynch), Minnesota (Shaun Hill, Sam Bradford), New England (Jimmy Garoppolo, Jacoby Brissett, Tom Brady), the NY Jets (Ryan Fitzpatrick, Geno Smith) and San Francisco (Blaine Gabbert, Colin Kaepernick) have all had multiple QBs start at least one game.

The Cardinals, Patriots and Vikings are the only teams in the NFL with a win by at least two different starting QBs this season.

FITZGERALD GETS TOUCHDOWNS #102 & 103 VS. THE 49ERS

With his second TD catch in the 2016 season opener, WR **Larry Fitzgerald** reached 100 TD receptions for his career. He became one of just 10 players in NFL history to reach 100 career TD receptions. In Week 5 against the 49ers, Fitzgerald hauled in #102 and #103. He sits alone in eighth place on the NFL's all-time TD receptions list.

NFL Career Leaders—Touchdown Receptions

Rnk	TDs	Player (Years)
1	197	WR Jerry Rice (1985-04)+
2	156	WR Randy Moss (1998-12)
3	153	WR Terrell Owens (1996-10)
4	130	WR Cris Carter (1987-02)+
5	128	WR Marvin Harrison (1996-08)
6	111	TE Tony Gonzalez (1997-14)
7	106	TE Antonio Gates (2003-)#
8	103	WR Larry Fitzgerald (2004-)#
9t	100	WR Steve Largent (1976-89)+
9t	100	WR Tim Brown (1988-04)+

+Hall of Fame Inductee #Active Players



Fitzgerald is one of just six players in NFL history to score 100+ receiving TDs with a single team. He and Chargers TE Antonio Gates are the only active players to have done so. The other four are all in the Pro Football Hall of Fame.

NFL Players to Score 100+ TD with a Team

Player	Team	TDs
Jerry Rice+	San Francisco	176
Marvin Harrison+	Indianapolis	128
Cris Carter+	Minnesota	110
Antonio Gates#	San Diego	106
Larry Fitzgerald#	Arizona	103
Steve Largent+	Seattle	100

+Hall of Fame Inductee #Active Players

Including postseason, Fitzgerald's 113 career TD receptions rank as the seventh-best total in NFL history behind Jerry Rice (219), Randy Moss (166), Terrell Owens (158), Cris Carter (138), Marvin Harrison (130) and Tony Gonzalez (115).

FITZGERALD TOUCHDOWN SPLITS

Below is a breakdown of Fitzgerald's 103 career TD receptions in a number of different categories.

TD Rec. By Opponent		TD Rec. By Quarterback		TD By Distance	
TDs	Opponent	TDs	Quarterback	TDs	Distance
16	Los Angeles	39	Kurt Warner	30	4-9 yards
16	San Francisco	24	Carson Palmer	21	20-29 yards
11	Seattle	12	Josh McCown	20	10-19 yards
8	Philadelphia	7	John Skelton	18	3 or fewer yards
5	Chicago	5	Kevin Kolb	9	30-59 yards
5	Detroit	5	Matt Leinart	5	60+ yards
4	Tampa Bay	4	Derek Anderson		
3	Green Bay	2	Drew Stanton		
3	Houston	1	Max Hall		
3	Indianapolis	1	Richard Bartel		
3	Jacksonville	1	John Navarre		
3	New England	1	Shaun King		
3	Buffalo	1	Brian St. Pierre		
3	Washington				
2	Carolina				
2	Cincinnati				
2	Kansas City	36	2 nd		
2	Miami	31	4 th		
1	Atlanta	23	3 rd		
1	Cleveland	13	1 st		
1	Dallas				
1	Minnesota				
1	New Orleans				
1	NY Giants	96	Sunday		
1	Oakland	4	Thursday		
1	San Diego	2	Saturday		
1	Tennessee	1	Monday		

Teams w/ No TDs Against	
Team	Games
Baltimore	3
Denver	3
NY Jets	3
Pittsburgh	3

NOTES ON THE 100

--Fitzgerald has 36 TD receptions in the 2nd quarter and 31 in the 4th quarter. He has more TDs - of any kind - in both the 2nd and 4th quarters than any other active player in the NFL. His 23 TDs in the 3rd quarter are tied with Vikings RB Adrian Peterson for the most in the NFL.

--Fitzgerald also has 32 career go-ahead TD receptions. Among active NFL players, only Adrian Peterson (37), Antonio Gates (36) and Steve Smith, Sr. (33) have more.

--Gates (106), Fitzgerald (103) and Peterson (102) are the only active players in the NFL with at least 100 TDs. All three have played their entire careers with one team.

A chronological look at every one of Fitzgerald's 103 TD receptions.

#	Date	Opp	Yds	Quarterback
1	10/10/2004	@ SF	24	Josh McCown
2	10/24/2004	SEA	25	Josh McCown
3	11/7/2004	@ MIA	2	Josh McCown
4	11/21/2004	@ CAR	21	Shaun King
5	12/19/2004	STL	8	Josh McCown
6	12/19/2004	STL	4	Josh McCown
7	12/26/2004	@ SEA	29	Josh McCown
8	12/26/2004	@ SEA	29	Josh McCown
9	9/11/2005	@ NYG	1	Kurt Warner
10	10/2/2005	SF	17	Josh McCown
11	10/9/2005	CAR	26	Josh McCown
12	10/23/2005	TEN	34	Josh McCown
13	11/13/2005	@ DET	8	Kurt Warner
14	11/20/2005	@ STL	7	Kurt Warner
15	11/27/2005	JAX	5	Kurt Warner
16	12/18/2005	@ HOU	12	John Navarre
17	12/24/2005	PHI	25	Josh McCown
18	1/1/2006	@ IND	25	Josh McCown
19	9/24/2006	STL	12	Kurt Warner
20	10/8/2006	KAN	5	Matt Leinart
21	12/3/2006	@ STL	11	Matt Leinart
22	12/10/2006	SEA	5	Matt Leinart
23	12/24/2006	@ SF	6	Matt Leinart
24	12/31/2006	@ SD	9	Kurt Warner
25	10/7/2007	@ STL	7	Kurt Warner
26	11/11/2007	DET	1	Kurt Warner
27	11/11/2007	DET	20	Kurt Warner
28	11/18/2007	@ CIN	5	Kurt Warner
29	11/25/2007	SF	28	Kurt Warner
30	11/25/2007	SF	48	Kurt Warner
31	12/9/2007	@ SEA	11	Kurt Warner
32	12/16/2007	@ NO	18	Kurt Warner
33	12/30/2007	STL	21	Kurt Warner
34	12/30/2007	STL	6	Kurt Warner
35	9/7/2008	@ SF	1	Kurt Warner
36	9/21/2008	@ WAS	62	Kurt Warner
37	10/5/2008	BUF	2	Kurt Warner
38	10/5/2008	BUF	2	Kurt Warner
39	10/12/2008	DAL	2	Kurt Warner
40	11/10/2008	SF	5	Kurt Warner
41	11/27/2008	@ PHI	1	Kurt Warner
42	11/27/2008	@ PHI	7	Kurt Warner
43	12/7/2008	STL	12	Kurt Warner
44	12/21/2008	@ NE	78	Matt Leinart
45	12/28/2008	SEA	5	Kurt Warner
46	12/28/2008	SEA	38	Kurt Warner
47	9/13/2009	SFO	5	Kurt Warner
48	9/20/2009	@ JAX	22	Kurt Warner
49	10/11/2009	HOU	9	Kurt Warner
50	10/11/2009	HOU	26	Kurt Warner
51	10/18/2009	@ SEA	2	Kurt Warner
52	11/8/2009	@ CHI	11	Kurt Warner
53	11/8/2009	@ CHI	17	Kurt Warner
54	11/15/2009	SEA	18	Kurt Warner
55	11/22/2009	@ STL	11	Kurt Warner
56	12/6/2009	MIN	34	Kurt Warner
57	12/20/2009	@ DET	1	Kurt Warner
58	12/27/2009	STL	10	Kurt Warner
59	1/3/2010	GNB	3	Brian St. Pierre
60	9/12/2010	@ STL	21	Derek Anderson
61	9/26/2010	OAK	8	Derek Anderson
62	10/31/2010	TB	3	Max Hall
63	10/31/2010	TB	5	Derek Anderson
64	11/21/2010	@ KC	3	Derek Anderson
65	1/2/2011	@ SF	10	John Skelton
66	9/18/2011	@ WAS	73	Kevin Kolb
67	9/25/2011	@ SEA	12	Kevin Kolb
68	11/6/2011	STL	13	John Skelton
69	11/13/2011	@ PHI	10	John Skelton
70	11/13/2011	@ PHI	7	John Skelton
71	11/20/2011	@ SF	23	Richard Bartel
72	12/11/2011	SF	46	John Skelton
73	12/24/2011	@ CIN	30	John Skelton
74	9/23/2012	PHI	37	Kevin Kolb
75	9/30/2012	MIA	3	Kevin Kolb
76	10/14/2012	BUF	9	Kevin Kolb
77	11/4/2012	@ GB	31	John Skelton
78	9/8/2013	@ STL	4	Carson Palmer
79	9/8/2013	@ STL	24	Carson Palmer
80	9/29/2013	@ TB	13	Carson Palmer
81	10/13/2013	@ SF	75	Carson Palmer
82	10/27/2013	ATL	10	Carson Palmer
83	11/17/2013	@ JAX	14	Carson Palmer
84	11/24/2013	IND	4	Carson Palmer
85	11/24/2013	IND	26	Carson Palmer
86	12/1/2013	@ PHI	43	Carson Palmer
87	12/8/2013	STL	7	Carson Palmer
88	10/12/2014	WAS	24	Carson Palmer
89	10/26/2014	PHI	80	Carson Palmer
90	9/20/2015	@ CHI	8	Carson Palmer
91	9/20/2015	@ CHI	28	Carson Palmer
92	9/20/2015	@ CHI	9	Carson Palmer
93	9/27/2015	SF	4	Carson Palmer
94	9/27/2015	SF	8	Carson Palmer
95	10/11/2015	@ DET	2	Carson Palmer
96	11/1/2015	@ CLE	6	Carson Palmer
97	12/27/2015	GB	3	Carson Palmer
98	1/3/2016	SEA	17	Carson Palmer
99	9/11/2016	NE	3	Carson Palmer
100	9/11/2016	NE	1	Carson Palmer
101	9/18/2016	TB	4	Carson Palmer
102	10/6/2016	@ SF	21	Drew Stanton
103	10/6/2016	@ SF	29	Drew Stanton

BREAKING HIS OWN RECORD

WR **Larry Fitzgerald** enjoyed one of the best seasons of his career in 2015. He finished the year with 109 receptions for 1,215 yards and nine TDs. His 109 receptions represent a franchise single-season record, surpassing his previous mark of 103, set in 2005.

Franchise Record - Receptions (Season)

Rnk	Player (Year)	Rec
1	Larry Fitzgerald (2015)	109
2	Larry Fitzgerald (2005)	103
3	Anquan Boldin (2005)	102
4t	Anquan Boldin (2003)	101
4t	Larry Centers (1995)	101

The 2015 season was Fitzgerald's third with 100+ receptions. He is one of just nine players in NFL history to record 100+ receptions in at least three different seasons.

NFL History – Seasons with 100+ Receptions

Rnk	Player	100+	Years
1	Brandon Marshall	6	2007, 2008, 2009, 2012, 2013, 2015
2t	Andre Johnson	5	2006, 2008, 2009, 2012, 2013
2t	Wes Welker	5	2007, 2008, 2009, 2011, 2012
4t	Marvin Harrison	4	1999, 2000, 2001, 2002
4t	Jerry Rice	4	1990, 1994, 1995, 1996
4t	Reggie Wayne	4	2007, 2009, 2010, 2012
7t	Larry Fitzgerald	3	2005, 2007, 2015
7t	Herman Moore	3	1995, 1996, 1997
7t	Antonio Brown	3	2013, 2014, 2015

The 2015 season marked Fitzgerald's seventh career 1,000-yard campaign, extending his franchise record. Fitzgerald reached 1,000 yards in a season for the first time since 2011 (1,411).

Franchise Record – Seasons with 1,000+ Receiving Yards

Rnk	Player (Years)	Seasons
1	Larry Fitzgerald (2004-15)	7
2	Anquan Boldin (2003-09)	5
3	Roy Green (1979-90)	3
4t	David Boston (1999-02)	2
4t	Rob Moore (1995-99)	2
4t	Sonny Randle (1959-66)	2
4t	Frank Sanders (1995-02)	2
4t	J.T. Smith (1985-90)	2

HISTORIC TOTALS

After hauling in his 100th career TD reception in Week 1, **Fitzgerald** became one of just nine players in NFL history with 13,000+ receiving yards and 100+ receiving TDs in their career – and the only active player.

NFL Players with 13,000+ Receiving Yards/90+ TDS

Player	Yards	TDs
Jerry Rice+	22,895	197
Terrell Owens	15,934	153
Randy Moss	15,292	151
Tony Gonzalez	15,127	111
Tim Brown+	14,934	100
Marvin Harrison+	14,580	128
Cris Carter+	13,899	130
Larry Fitzgerald	13,846	103
Steve Largent+	13,089	100

+Hall of Fame Inductee



FITZ AT 193 GAMES PLAYED

In last week's game against the Seattle Seahawks, **Fitzgerald** appeared in his 193rd career game, tying Hall of Fame DB Roger Wehrli for fourth in franchise history.

Franchise Record - Career Games Played

Rnk	Player (Years)	Games
1	Jim Bakken (1962-78)	234
2	Jim Hart (1966-83)	199
3	Jackie Smith (1963-77)	198
4t	Larry Fitzgerald (2004-)	193
4t	Roger Wehrli (1969-82)	193
6	Luis Sharpe (1982-94)	189
7	Adrian Wilson (2001-12)	181
8	Larry Stallings (1963-76)	180
9	Ernie McMillan (1961-74)	178
10t	Roy Green (1979-90)	169
10t	Larry Wilson (1960-72)	169

Among active players, only Sebastian Janikowski (259-Oakland), Tom Brady (228-New England), Jason Witten (213-Dallas) and Antonio Gates (195-San Diego) have appeared in more games with one team than Fitzgerald has with Arizona.

A STREAK FOR THE AGES

After hauling in nine receptions against the Seahawks last week, WR **Larry Fitzgerald** now has at least one catch in 186 consecutive games. In addition to representing a franchise record, that also represents the longest active streak in the NFL. The Jets Brandon Marshall is second with a reception in 151 straight games.

Fitzgerald's 186 consecutive games with a reception is tied with Hines Ward for the fourth-longest streak in NFL history.

Consecutive Games with a Reception (NFL Record)

Rnk	Player (Team)	Gms
1	Jerry Rice (1985-2004)	274
2	Tony Gonzalez (2000-2013)	211
3	Marvin Harrison (1996-2008)	190
4t	Larry Fitzgerald (2004-)	186
4t	Hines Ward (1998-2010)	186

AMONG THE BEST AT AGE 33

WR **Larry Fitzgerald** has 46 receptions for 480 yards and five TDs. His 46 receptions are tied for the third-best total in the NFL and his five TD receptions are also tied for third-most in the league.

NFL Leaders – Receptions (2016)

Rnk	Player (Team)	Rec
1	A.J. Green (Cin)	50
2	Antonio Brown (Pit)	48
3t	Larry Fitzgerald (AZ)	46
3t	Jarvis Landry (Mia)	46
5	T.Y. Hilton (Ind)	45

GETTING 5 PER GAME

The 2016 season marks the first time in his NFL career that Fitzgerald has had at least five receptions in each of the first seven games of a season.

NFL Leaders – TD Receptions (2016)

Rnk	Player (Team)	Rec
1t	Michael Crabtree (Oak)	6
1t	Mike Evans (TB)	6
3t	Larry Fitzgerald (AZ)	5
3t	Davante Adams (GB)	5
3t	Antonio Brown (Pit)	5
3t	Jordy Nelson (GB)	5

The only time in his 13-year NFL career when Fitzgerald had more than 46 receptions through the first seven games of a season was in 2009 (47). The 2016 season marks the third time in his career (2007, 2015) – and second consecutive year – that Fitzgerald has had 46 receptions through seven games.

CLIMBING THE TOP 15

After hauling in a season-high nine receptions against the Seahawks last week, Fitzgerald now has 1,064 career receptions. Fitzgerald currently sits alone in eighth place on the NFL's all-time receptions list.

NFL All-Time Receptions Leaders

#	Rec	Player	Years	Rec. Needed To Pass
1	1,549	Jerry Rice+	1985-2004	486
2	1,325	Tony Gonzalez	1997-2013	262
3	1,102	Marvin Harrison+	1996-2008	39
4	1,101	Cris Carter+	1987-2002	38
5	1,094	Tim Brown+	1988-2004	31
6	1,078	Terrell Owens	1996-2010	15
7	1,070	Reggie Wayne	2001-2014	7
8	1,064	Larry Fitzgerald*	2004-	-
9	1,062	Andre Johnson*	2003-	-
10	1,048	Jason Witten*	2003-	-

+Hall of Fame Inductee *Active Player

With 80 yards receiving last week, Fitzgerald (13,846) passed Henry Ellard (13,777) for 13th place on the NFL's all-time receiving yardage list. Fitzgerald entered the game needing two yards to pass Ellard.

NFL All-Time Receiving Yardage Leaders

#	Yards	Player	Years	Yds Needed To Pass
1	22,895	Jerry Rice+	1985-2004	9,050
2	15,934	Terrell Owens	1996-2010	2,089
3	15,292	Randy Moss	1998-2012	1,447
4	15,208	Isaac Bruce	1994-2009	1,363
5	15,127	Tony Gonzalez	1997-2013	1,282
6	14,934	Tim Brown+	1988-2004	1,089
7	14,580	Marvin Harrison+	1996-2008	735
8	14,345	Reggie Wayne	2001-2014	500
9	14,242	Steve Smith Sr.*	2001-	397
10	14,185	Andre Johnson*	2003-	340
11	14,004	James Lofton+	1978-1993	159
12	13,899	Cris Carter+	1987-2002	54
13	13,846	Larry Fitzgerald*	2004-	-
14	13,777	Henry Ellard	1983-1998	-
15	13,467	Anquan Boldin*	2003-	-

+Hall of Fame Inductee *Active Player

FITZ FOR 100 YARDS

Arizona's win at Seattle in Week 10 last season was **Larry Fitzgerald's** 41st career regular season 100-yard receiving game, extending his franchise record. In Weeks 2 and 3, Fitzgerald had 100+ receiving yards in consecutive games for the first time since 2011 (games 15-16) and for the ninth time in his career.

Franchise Record—Career 100-Yard Receiving Games

100-G	Player (Years)
41	Larry Fitzgerald (2004-)
27	Anquan Boldin (2003-09)
22	Jackie Smith (1963-77)
20	Roy Green (1979-90)
18	Rob Moore (1995-01)

Including postseason, Fitzgerald has 46 career 100-yard receiving games. He has 100+ receiving yards in five of his eight career postseason outings.

Fitzgerald's Career 100-Yard Games (Postseason Included)

Yds	Opponent	Rec
176*	vs. Green Bay, 1/16/16	8
172	at Minnesota, 11/26/06	11
171	vs. St. Louis, 12/30/07	11
166*	at Carolina, 1/10/09	8
160	vs. Philadelphia, 10/26/14	7
156	vs. San Francisco, 11/25/07	9
155	at NY Giants, 9/11/05	13
153	vs. Miami, 9/14/08	6
152*	vs. Philadelphia, 1/18/09	9
151	at Seattle, 11/16/08	10
149	vs. Seattle, 1/1/12	9
149	vs. San Francisco, 12/11/11	7
146	at Philadelphia, 11/13/11	7
143	vs. Minnesota, 12/6/09	8
141	at Detroit, 11/13/05	9
136	at St. Louis, 10/7/07	9
136	vs. Carolina, 10/9/05	9
134	vs. San Francisco, 9/27/15	9
133	at Washington, 9/18/11	7
133	vs. San Francisco, 9/10/06	9
130	@ Seattle, 11/15/15	30
130	vs. Seattle, 12/28/08	5
129	at San Francisco, 12/4/05	8
127*	vs. Pittsburgh, 2/1/09	7
125	at San Francisco, 1/2/11	11
125	at Carolina, 12/19/10	9
123	at Chicago, 11/8/09	9
122	at NY Jets, 9/28/08	8
120	vs. Pittsburgh, 9/30/07	30
117	@ San Francisco, 10/13/13	6
115	at Carolina, 10/26/08	7
114	vs. Philadelphia, 9/23/12	9
113	vs. San Francisco, 12/29/13	6
112	@ Chicago, 9/20/15	8
112	vs. St. Louis, 11/9/14	9
111	vs. Chicago, 12/23/12	8
109	at Washington, 9/21/08	7
107	at Minnesota, 11/7/10	7
105	at Cincinnati, 12/24/11	6
104	at St. Louis, 11/20/05	9
102	vs. NY Giants, 10/2/11	8
102	vs. Seattle, 11/6/05	8
102	vs. San Francisco, 10/2/05	7
101*	vs. Atlanta, 1/3/09	6
101	at New England, 12/21/08	3
100	at Seattle, 10/18/09	13

*Postseason

Fitzgerald's 100-Yard Games By Season

Year	100-G
2015	3 (1 more in the postseason)
2014	2
2013	2
2012	2
2011	6
2010	3
2009	3
2008	7 (4 more in the postseason)
2007	4
2006	2
2005	7



DOMINANT IN THE POSTSEASON

During the 2008 postseason, WR **Larry Fitzgerald** had the most prolific playoff run of any wide receiver in NFL history. He shattered NFL records for receiving yards in a single postseason (546), receptions (30) and TDs (7). Fitzgerald recorded four 100-yard games in the postseason as well, a new NFL record for consecutive games with 100-yards receiving.



In the Divisional matchup vs. Green Bay last season, Fitzgerald looked just as dominant. He caught eight passes for 176 yards and scored the game-winning TD in the Cardinals OT victory over the Packers. His 176 receiving yards set a new franchise postseason record. Fitzgerald surpassed his own franchise record of 166 yards at Carolina (1/10/09) in the 2008 Divisional round.

Fitzgerald is the only player in NFL history to average at least 100+ receiving yards and a TD in every game played in the postseason.

Fitzgerald has more receiving yards (942) than any player in NFL history through his first nine career postseason games.

Receiving Yards In First 9 Postseason Games - NFL History

Rnk	Yds	Player, Years
1	942	Larry Fitzgerald, Arizona (2008-15)
2	856	Steve Smith, Carolina (2003-13)
3	847	Jerry Rice, San Francisco (1985-89)
4	781	Michael Irvin, Dallas (1991-94)
5	759	Isaac Bruce, St. Louis (1999-04)

The win over Green Bay marked Fitzgerald's fifth career 100-yard game in the playoffs. Only Jerry Rice (8) and Michael Irvin (6) have more 100-yard receiving games in the postseason than Fitzgerald.

Career 100-Yard Receiving Games In The Postseason - NFL History

Rnk	Player (Teams)	Gms
1	Jerry Rice (San Fran/Oakland)	8
2	Michael Irvin (Dallas)	6
3t	Larry Fitzgerald (Arizona)	5
3t	Andre Reed (Buffalo)	5
3t	John Stallworth (Pittsburgh)	5
3t	Hines Ward (Pittsburgh)	5

Fitzgerald has 150+ receiving yards in three postseason games in his career. He is the only player in NFL history with at least three games of 150+ receiving yards in the playoffs.

NFL Postseason History – Games with 150+ Receiving Yards

Rnk	Player	150+
1	Larry Fitzgerald	3
2t	Jerry Rice	2
2t	Fred Biletnikoff	2
2t	Steve Smith, Sr.	2

Fitzgerald and Hall of Fame WR Fred Biletnikoff (2 straight in 1968) are the only players in NFL history with 150+ receiving yards in back-to-back postseason games.

Fitzgerald had 170 yards and a TD receiving in the second half/OT against the Packers. No player in NFL history had more receiving yards in the second half/OT of a postseason game. The previous record was 157 yards by Jerry Rice on 1/22/89 vs. Cincinnati in Super Bowl XXIII.

Fitzgerald now has at least one TD reception in six of nine playoff games. He is one of just seven players in NFL history with at least 10 TD receptions in the postseason. Only Hall of Fame WRs Jerry Rice (22) and John Stallworth (12) have more TD receptions in the postseason.

Of the seven players in NFL history that have at least 10 career TD receptions in the postseason, only Fitzgerald (9) has played in fewer than 15 career playoff games.

Career TD Receptions In The Postseason - NFL History

Rnk	TDs	Player	Gms
1	22	Jerry Rice	29
2	12	John Stallworth	17
3t	10	Larry Fitzgerald	9
3t	10	Fred Biletnikoff	18
3t	10	Antonio Freeman	16
3t	10	Randy Moss	15
3t	10	Hines Ward	18

HEADING TO THE HALL?

Below is a look at the career of **Larry Fitzgerald** through his first 193 career games compared to the 25 modern era WRs currently in the HOF and where they stood at that point in their career.

At this point in his career, Fitzgerald has more receptions (1,064) than all of the receivers enshrined in Canton had through 193 games except for Marvin Harrison (1,102 in 190 career games) and Jerry Rice (1,075). Fitzgerald also has more receiving yards (13,846) than all HOF receivers through 193 games played except Rice (16,785) and Harrison (14,580 in 190 career games).

Fitzgerald Vs. Modern Era WRs in the Hall of Fame (193 Games)								100-
Player, HOF Year	Years	G	Rec	Yds	Avg.	Y/G	TD	Yd G
Larry Fitzgerald	2004-	193	1,064	13,846	13.0	71.7	103	41
Marvin Harrison, '16	1996-08	190	1,102	14,580	13.2	76.7	128	59
Jerry Rice, '10	1985-04	193	1,075	16,785	15.6	87.0	158	62
Cris Carter, '13	1987-02	193	915	11,483	12.5	59.5	113	34
Art Monk, '08	1980-95	193	860	11,804	13.7	61.2	64	32
Tim Brown, '15	1988-04	193	854	12,205	14.3	63.2	87	38
Andre Reed, '14	1985-00	193	839	11,908	14.2	61.7	83	35
Steve Largent, '95	1976-89	193	797	12,788	16.0	66.3	98	40
Michael Irvin, '07	1988-99	159	750	11,904	15.9	74.9	65	47
Charley Taylor, 84	1964-77	165	649	9,110	14.0	55.2	79	21
James Lofton, '03	1978-93	193	647	12,040	18.6	62.4	61	38
Don Maynard, '87	1958, 60-73	186	633	11,834	18.7	63.6	88	50
Raymond Berry, '73	1955-67	154	631	9,275	14.7	60.2	68	23
Charlie Joiner, '96	1969-86	193	599	10,033	16.7	52.0	51	24
Fred Biletnikoff, '88	1965-78	190	589	8,974	15.2	47.2	76	21
Lance Alworth, '78	1962-72	136	542	10,266	18.9	75.5	85	41
John Stallworth, '02	1974-87	165	537	8,723	16.2	52.9	63	25
Bobby Mitchell, '83	1958-68	148	521	7,954	15.3	53.7	65	25
Tommy McDonald, '98	1957-68	152	495	8,410	17.0	55.3	84	24
Paul Warfield, '83	1964-77	157	427	8,565	20.1	54.6	85	22
Tom Fears, '70	1948-56	87	400	5,397	13.5	62.0	38	15
Elroy "Crazy Legs" Hirsch, '68	1946-57	127	387	7,029	18.2	55.3	60	-
Dante Lavelli, '75	1946-56	123	386	6,488	16.8	52.7	62	-
Pete Pihos, '70	1947-55	107	373	5,619	15.1	52.5	61	14
Bob Hayes, '09	1965-75	132	371	7,414	20.0	56.2	71	23
Lynn Swann, '01	1974-87	116	336	5,462	16.3	47.1	51	11
Avg. of 25 Hall of Fame WRs			629	9,842	15.7	60.9	78	-



In fact, Fitzgerald's career numbers already surpass those of many receivers that are currently in the HOF. He has more career receptions than 21 of the 25 receivers in the HOF: Swann (336), Hayes (371), Pihos (373), Lavelli (386), Hirsch (387), Fears (400), Warfield (427), McDonald (495), Mitchell (521), Stallworth (537), Alworth (542), Biletnikoff (589), Berry (631), Maynard (633), Taylor (649), Irvin (750), Joiner (750), Lofton (764), Largent (819), Monk (940) and Reed (951).

He has more career receiving yards than 20 of the 25 receivers in the HOF: Fears (5,397), Swann (5,462), Pihos (5,619), Lavelli (6,488), Hirsch (7,029), Hayes (7,414), Mitchell (7,954), McDonald (8,410), Warfield (8,565), Stallworth (8,723), Biletnikoff (8,974), Taylor (9,110), Berry (9,275), Alworth (10,266), Maynard (11,834), Irvin (11,904), Joiner (12,146), Monk (12,721), Largent (13,089) and Reed (13,198).

A Career Full of Accomplishments:

- Franchise career leader in receptions (1,064), receiving yards (13,846), receiving TDs (103), total TDs (103) and 100-yard receiving games (41). His seven 1,000-yard seasons are also a franchise record.
- One of just five players in NFL history to record at least 1,400 receiving yards in a season four times in their career: Jerry Rice (6), Randy Moss (4), Marvin Harrison (4) and Andre Johnson (4).
- At 28 years, 74 days old, he became the third-youngest player in NFL history to reach 70 career receiving TDs behind only Randy Moss (26 years, 269 days old) and Hall of Famer Jerry Rice (28 years, one day old).
- At 32 years, 97 days old, he became the youngest player in NFL history to reach 1,000 career receptions.
- At 31 years, 102 days old, he became the youngest player in NFL history to reach 900 career receptions.
- At 30 years, 57 days old, he became the youngest player in NFL history to reach 800 career receptions.
- At 30 years, 85 days old, he became the youngest player in NFL history to reach 11,000 receiving yards.
- In 2010, he became the first player in NFL history to record 90+ receptions five times in their first seven seasons.
- During the 2008 postseason, he broke virtually every major playoff receiving record, establishing new single-season marks for receptions (30), receiving yards (546) and TDs (7). His four 100-yard receiving games in the postseason established a new NFL record for consecutive games with 100 yards receiving.
- His 10 TD receptions in nine career postseason games are an NFL record for a player in their first nine career playoff contests.
- With a then franchise-record 103 receptions during the 2005 season, he became the youngest player in NFL history to record a 100-catch campaign when he reached the mark at 22 years, 123 days old.
- Led the NFL in receiving TDs in both the 2008 (12) and 2009 (13) seasons. In addition to his 10 receiving TDs in 2007, he became the first player in franchise history to record at least 10 TDs in three consecutive seasons.
- At 29 years, 44 days old, joined Randy Moss (28 years, 314 days) as the only players in NFL history to reach 10,000 career receiving yards before the age of 30.
- One of just 10 players in NFL history to record 13,000+ receiving yards and 90+ TD receptions in their career.
- One of just nine players in NFL history with at least 10 TDs in five different seasons.

CAREER SEASON ENDS FOR JARON

Fourth-year WR **Jaron Brown** was having the best season of his NFL career before suffering a knee injury last week vs. Seattle that ended his season.

A rookie free agent signing out of Clemson in 2013, Brown has never missed a game in his NFL career. He has appeared in all 55 possible matchups with 55 receptions for 700 yards and five TDs. That streak will end this week.

With 187 receiving yards through seven games this season, Brown was just 43 yards shy of establishing a new career high for a single season (229 in 2014).

His season was highlighted by his performance against the Buccaneers in Week 2, when he had two receptions for a career-high 78 yards against Tampa Bay, including a career-long 51-yard TD reception in the second quarter.



FLOYD HAULS IN TD #22

Fifth-year WR **Michael Floyd** - the Cardinals first round selection (13th overall) in the 2012 NFL Draft - caught his 20th career TD pass in Arizona's victory over the Buccaneers in Week 2. It was a one-yard reception from QB Carson Palmer in the second quarter, the shortest TD catch of his career.

In Week 4 against the Rams, Floyd hauled in TD reception #21 when he caught a 5-yarder from Palmer in the second quarter. In Week 6 vs. the Jets, Floyd hauled in his third TD reception of the season - and 22nd of his career - with a nine-yard grab in the fourth quarter.

Prior to this season, Floyd had made a habit of covering long distances on his receptions in the NFL - especially his TD catches. Last season, he posted a team-high nine receptions of 30+ yards, including catches of 49, 45, 41 and 32 yards in the final four games.

Of his 22 career TD receptions, 13 have covered at least 20 yards. Of his last 18 TD receptions, 12 have covered at least 20 yards. Dating back to the Cardinals Week 8 victory over Cleveland last season, Floyd has hauled in TD catches of 60, 27, 35 and 42 yards.

Floyd was the team's leading receiver between 2013 and 2014 with 1,882 receiving yards. In that same period, he ranked second on the team in receptions (112) and receiving TDs (11) behind perennial Pro Bowler Larry Fitzgerald.

After suffering a hand injury during training camp in '15, Floyd saw limited action to begin the season. Through the first five games, Floyd had eight receptions for 104 yards as he worked his way back from the injury. In his final 10 games played, Floyd looked like the player he had been over the previous two years.

Floyd's 2015 Season Breakdown - 1st 5 Games vs. Final 10

Statistic	1st 5	Final 10
Receptions	8	44
Receptions/Game	1.6	4.4
Receiving Yds	104	745
Receiving Yds/Game	20.8	74.5
TD Receptions	0	6
100-Yard Games	0	5

Floyd caught six passes for 111 yards against the Packers in Week 16 last season. It was his fifth game with 100+ receiving yards in a span of seven games played. Prior to that seven-game stretch, Floyd had posted 100+ receiving yards just six times in 55 career games. His five 100-yard receiving games in 2015 represent a career high for a single season.

A PAIR OVER 1,000

WRs **Larry Fitzgerald** (1,215) and **John Brown** (1,003) both went over 1,000 yards receiving in 2015. It represented just the fifth time in team history - and first time since 2009 - that the Cardinals had multiple receivers go over 1,000 yards in a single season. For Fitzgerald, it was his seventh career 1,000-yard season. Of the five seasons in which the Cardinals had multiple 1,000-yard receivers, Fitzgerald has been involved in four of them.

Franchise History - Multiple 1,000-Yard Receivers

Year	Players (Yards)
2015	Larry Fitzgerald (1,215) and John Brown (1,003)
2009	Larry Fitzgerald (1,092) and Anquan Boldin (1,024)
2008	Larry Fitzgerald (1,431), Anquan Boldin (1,038), Steve Breaston (1,006)
2005	Larry Fitzgerald (1,409) and Anquan Boldin (1,402)
1997	Rob Moore (1,584) and Frank Sanders (1,017)

BROWN BREAKS OUT AGAINST THE RAMS

After missing the vast majority of training camp and preseason action due to a concussion, WR **John Brown** got off to a slow start in 2016. Through the first three games he totaled eight receptions for 92 yards.

That changed in Week 4 against the Rams. Brown more than equaled those totals in the first half vs. Los Angeles, when he had eight receptions for 95 yards at the halfway point. Brown finished the game having tied a career high with 10 receptions for 144 yards. It marked his fourth career 100-yard outing.

Brown Shines in First Two Seasons

In his first two seasons NFL seasons, Brown - the team's third round selection (91st overall) in the 2014 NFL Draft - was a potent weapon in the Arizona passing attack.

In his first 31 career games, he registered 113 receptions for 1,699 yards and 12 TDs. In franchise history, only three players had more receptions than Brown in their first two seasons (Larry Fitzgerald-161, Anquan Boldin-157, Frank Sanders-121).

Franchise History - Receptions in 1st 2 Seasons

Rnk	Player (Years)	Rec
1	Larry Fitzgerald (2004-05)	161
2	Anquan Boldin (2003-04)	157
3	Frank Sanders (1995-96)	121
4	John Brown (2014-15)	113
5	David Boston (1999-00)	111

Only two players in team history had more receiving yards than Brown (Fitzgerald-2,189 and Boldin-2,000).

Franchise History - Receiving Yards in 1st 2 Seasons

Rnk	Player (Years)	Yards
1	Larry Fitzgerald (2004-05)	2,189
2	Anquan Boldin (2003-04)	2,000
3	John Brown (2014-15)	1,699
4	Frank Sanders (1995-96)	1,696
5	David Boston (1999-00)	1,629

Only two players (Fitzgerald-18 and Sonny Randle-16) had more TD receptions.

Franchise History - TD Receptions in 1st 2 Seasons

Rnk	Player (Years)	TDs
1	Larry Fitzgerald (2004-05)	18
2	Sonny Randle (1959-60)	16
3t	John Brown (2014-15)	12
3t	Mal Kutner (1946-47)	12
5	Dave Williams (1967-68)	11

Brown entered the league with a record-breaking season as a rookie in 2014, setting an NFL rookie record with four game-winning TD receptions. In 2015, despite being hampered by a hamstring injury, he totaled 65 receptions for 1,003 yards and seven TDs. Brown posted the biggest game of the season - and his career - in Week 6 at Pittsburgh, when he hauled in a career-high 10 receptions for a career-high 196 yards.



NELSON BREAKS LOOSE

Rookie WR **J.J. Nelson** - the team's fifth round selection (159th overall) in the 2015 NFL Draft - saw an increased role against the Bengals in Week 11 last year due to an injury to WR Michael Floyd. Nelson responded with four receptions for a game-high 142 yards (35.5 avg.) against Cincinnati, including a 64-yard TD catch in the third quarter. Nelson's 142 receiving yards were the most by a rookie in a game in 2015.

2015 NFL Rookie Leaders - Receiving Yards (Game)

Rnk	Player (Team)	Yds	Opponent
1	J.J. Nelson (AZ)	142	11/22 vs. Cincinnati
2	Amari Cooper (Oak)	134	9/27 at Cleveland
3	Amari Cooper (Oak)	133	10/25 at San Diego
4	Matt Jones (Was)	131	11/15 vs. New Orleans
5	Stefon Diggs (Min)	129	10/18 vs. Kansas City

Last year, Nelson had 11 receptions for 299 yards and two TDs. He averaged 27.2 yards per catch. Nelson's 11 receptions in '15 covered 38, 20, 12, 23, 64, 36, 19, 19, 34, 22 and 12 yards.

This season, Nelson has seven receptions for 135 yards. He had his best game last week vs. Seattle, hauling in three receptions for a game-high 84 yards. That included a 40-yard reception in overtime.




A PRO BOWL TALENT

CB **Patrick Peterson** earned his fifth Pro Bowl selection - and fourth at cornerback - (Kick Returner, 2011; Cornerback, 2012-15) in 2015. He was also named first-team All-Pro at corner for the second time in his career (2013, '15).

He joins RBs Jim Brown, Barry Sanders and Emmitt Smith as the only players in NFL history to be chosen to five Pro Bowls before their 26th birthday. He is the only defensive player in NFL history to earn that distinction.

Five Pro Bowls Before the Age of 26 – NFL History

Player	Pro Bowls	Team
CB Patrick Peterson	5, 2011-15	Arizona
RB Jim Brown	5, 1957-61	Cleveland
RB Barry Sanders	5, 1989-93	Detroit
RB Emmitt Smith	5, 1990-94	Dallas



NO ONE LIKE #21

"By far just one of the best in the game, hands down. He's going to follow you from your house to his house, from the sideline to the cricket field and back."

- NY Giants All-Pro WR Odell Beckham, Jr. on CB Patrick Peterson

"I think Patrick Peterson definitely is my number one corner in my book. You know if you're playing the Cardinals and if you're the best receiver on your team, you know 21 is going to be lining up across from you."

- Steelers All-Pro WR Antonio Brown

The Cardinals selected CB **Patrick Peterson** with the fifth overall pick in the 2011 NFL Draft and in his first five NFL seasons he earned five Pro Bowl selections and was named first-team All-Pro three times. He has proven to be one of the most unique talents in NFL history. His most important role has been as a shutdown CB in the AZ secondary.

Peterson has started all 87 games at CB in his NFL career. Despite opposing QBs avoiding his side of the field, Peterson has registered 19 INTs since 2011, the third-highest total in the NFL during that span among active players.



NFL Leaders – Interceptions (2011-16)

Rnk	Player (Team)	INTs
1	Richard Sherman (Sea)	28
2	Reggie Nelson (Oak)	23
3	Patrick Peterson (AZ)	19
4t	Aqib Talib (Den)	18
4t	Earl Thomas (Sea)	18

Peterson Back-to-Back Games with INT - Keeps Climbing Franchise List

Combined with his INT of Jameis Winston in Week 2, Peterson's one-handed, highlight reel interception against the Bills in Week 3 gave him an INT in back-to-back games for the first time since the 2013 season.

It also gave him 19 INTs for his career, tied for 16th on the franchise all-time list.

Franchise Career Interception Leaders

Rnk	Player (Years)	INTs
1	Larry Wilson (1960-72)	52
2	Aeneas Williams (1991-2000)	46
3	Roger Wehrli (1969-82)	40
4	Night Train Lane (1954-59)	30
5	Pat Fischer (1961-67)	29
6	Adrian Wilson (2001-12)	27
7	Kwamie Lassiter (1995-2002)	24
8	Norm Thompson (1971-76)	22
9t	Jerry Davis (1948-51)	21
9t	Ray Ramsey (1950-53)	21
11t	Cedric Mack (1983-90)	20
11t	Tim McDonald (1987-92)	20
11t	Jerry Norton (1959-61)	20
11t	Billy Stacy (1959-63)	20
11t	Ken Stone (1977-80)	20
16t	Patrick Peterson (2011-)	19
16t	Marshall Goldberg (1939-48)	19
16t	Jimmy Hill (1955-64)	19

MATHIEU ROUNDING INTO FORM

S **Tyrann Mathieu** has started every game this season but has just recently begun to display the form that made him a Defensive Player of the Year candidate in 2015 before a knee injury suffered in Week 15 ended his season and forced him to miss all of training camp earlier this year.

In Week 5 at San Francisco he began playing his normal safety spot closer to the line of scrimmage - where he is most dangerous - and in the Cardinals victory over the Jets in Week 7 he led the team with six tackles, two passes defended and also recorded his first INT of the 2016 campaign.

All-Pro Season Cut Short in 2015

Mathieu had an All-Pro season in '15 despite the torn ACL he suffered while recording an INT at Philly in Week 15. Mathieu was named to his first career Pro Bowl and earned first-team All-Pro honors from the Associated Press.

In 14 games played last season, Mathieu registered 89 tackles, a team-high 16 passes defended, 5 INTs (TD), 11 tackles for loss and a forced fumble. His five INTs were tied for third in the NFC at the time of the injury.

NFC Interception Leaders in 2015 (at time of injury)

Rnk	Player (Team)	INTs
1	Kurt Coleman (Car)	7
2	Trumaine Johnson (StL)	6
3t	Tyrann Mathieu (AZ)	5
3t	Rashad Johnson (AZ)	5
2t	Josh Norman (Car)	4
2t	Earl Thomas (Sea)	4
2t	Luke Kuechly (Car)	4

MATHIEU'S 2015 SEASON HIGHLIGHTS

NFC Player of the Month

Mathieu was named the "NFC Defensive Player of the Month" for his performance in November. He helped lead the Cardinals to an undefeated record in November (4-0) by posting 27 tackles (24 solo), two INTs and five passes defended. He became just the second player in team history to be named "Defensive Player of the Month" (Kwamie Lassiter, 2001).

Wreaking Havoc in the Division

In five division games last season, Mathieu registered four INTs (1 TD), 33 tackles, eight passes defended and a forced fumble. Mathieu finished the Cardinals Week 12 victory over San Francisco with a career-high 13 tackles, an INT, two passes defended and a tackle for loss.

Shining in Primetime

Mathieu finished the Sunday Night Football matchup against the Eagles in Week 15 with five tackles, an INT and a pass defended. In the Cardinals five primetime wins this season Mathieu had 34 tackles, four tackles for loss, a sack, two INTs and six passes defended.

A Career Performance Against the Niners in Week 3

Mathieu played the best game of his NFL career against the 49ers in Week 3, finishing with five tackles, a tackle for loss and two INTs. He returned the first of his two INTs 33 yards for a TD. Mathieu was named NFC Defensive Player of the Week for his effort against the Niners.

COOPER MATCHES CAREER TOTAL


On September 2nd the Cardinals acquired fourth-year CB **Marcus Cooper** in a trade with the Kansas City Chiefs. Just 16 days later, seeing his first action at CB vs. Tampa Bay (played 5 snaps on special teams in the season opener), Cooper established a career-high with two INTs against the Buccaneers and earned NFC Defensive Player of the Week honors for the first time in his career.

He returned his second INT 60 yards for a TD in the third quarter to give the Cardinals a 33-7 lead.

After hauling in his third INT of the season in the fourth quarter of the Cardinals win in San Francisco in Week 5, Cooper now has as many INTs in his last six games (3) as he had in his entire NFL career (40 games).

Cooper is one of just six players in the NFL with at least three INTs this season, joining Kansas City's Marcus Peters (5), San Diego's Casey Hayward (3), Baltimore's C.J. Mosley (3), Philly's Rodney McLeod (3) and Denver's Aqib Talib (3).

In acquiring Cooper earlier this season, the Cardinals sent a conditional seventh round pick in the 2018 NFL Draft to the Chiefs.



JONES HAVING AN ALL-PRO YEAR

When the Cardinals completed a trade with the Patriots to acquire Pro Bowl LB **Chandler Jones** in March, they acquired one of the NFL's premier pass rushers. Through the first seven games this season, Jones has more than lived up to his billing as one of the league's premiere perimeter defenders.

After recording three tackles, a sack, a forced fumble and three QB hits against the Seahawks last week, Jones now has 27 tackles, seven tackles for loss, 5.0 sacks, two forced fumbles, two fumble recoveries, eight QB pressures and 13 QB hits this season.

Since entering the NFL in 2012, Jones has collected 41.0 sacks, 12 forced fumbles, four fumble recoveries and 242 tackles.

He joins Houston's J.J. Watt, Denver's Von Miller and Washington's Ryan Kerrigan as the only four players in the NFL with 200+ tackles, 40+ sacks and 10+ forced fumbles since 2012.

Dating back to the beginning of the 2013 season, Jones ranks sixth in the NFL with 35.0 total sacks. That total includes 5.0 sacks with Arizona in 2016.

NFL Leaders – Sacks (2013-16)

Rnk	Player (Team)	Sacks
1	J.J. Watt (Hou)	50.0
2	Justin Houston (KC)	40.5
3t	Von Miller (Den)	37.5
3t	Ryan Kerrigan (Was)	37.5
5	Robert Quinn (LA)	36.5
6	Chandler Jones (NE/AZ)	35.0
7	Carlos Dunlap (Cin)	34.0
8	Mario Williams (Buf/Mia)	33.5
9t	Elvis Dumervil (Bal)	32.5
9t	Cameron Jordan (NO)	32.5



With the Cardinals in 2016, Jones had at least one sack in each of the first four games of a season for the first time in his career.

Jones has 10 career multi-sack games, setting a career high with 3.0 sacks at Buffalo in Week 2 of the 2015 season.

Jones Multi-Sack Games

Sacks	Opponent	Date
3.0	at Buffalo	9/20/15
2.5	at Indianapolis	10/18/15
2.0	Tennessee	12/20/15
2.0	Miami	10/29/15
2.0	at Minnesota	9/14/14
2.0	Pittsburgh	11/3/13
2.0	at NY Jets	10/20/13
2.0	NY Jets	9/12/13
2.0	at Seattle	10/14/12
1.5	Miami	12/14/14

A VERSATILE DEFENDER

When the Cardinals selected **Deone Bucannon** in the first round (27th overall) of the 2014 NFL Draft, he became just the second safety ever selected by the team in the first round - and first since 1978.

As a rookie in 2014, Bucannon was named the PFWA's All-Rookie team at safety after recording 75 tackles, 2.0 sacks, a forced fumble and a fumble recovery. What made Bucannon so unique during his inaugural season was his ability to play inside the box as a dollar linebacker.

Bucannon flourished in that role again last season as the team utilized a player with a rare combination of size and speed.

In his second NFL season, Bucannon led the team with 127 total tackles. He also tied for the team lead with 17 tackles for loss, while adding three forced fumbles, two fumble recoveries, three sacks and an INT he returned 39 yards for a TD. Bucannon led or tied for the team lead in tackles in eight of 16 games last season and he had at least seven tackles in 12 of 16 games.

According to Stats, Inc., Bucannon and Carolina first-team All-Pro LB Thomas Davis were the only players in the NFL last season with 100+ tackles, 3.0+ sacks, an INT, and at least three forced fumbles.

In Week 15 at Philly, Bucannon earned NFC Defensive Player of the Week honors after recording the first INT of his career against the Eagles, returning it 39 yards for his first career TD. Bucannon's TD was his first since scoring as a WR during his senior season at Vanden (Fairfield, CA) High School.

In Week 5 at San Francisco this season, Bucannon established a new career high with 15 total tackles. Two games later he matched that total, as he finished the game against the Seahawks last week with 15 tackles. After totaling 21 tackles through the first four games, Bucannon now has 35 tackles in the last three contests.



GOLDEN BEGINS ON A SACK SPREE

Second-year LB **Markus Golden** registered 2.0 sacks of 49ers QB Blaine Gabbert in Week 5, giving him at least one sack in each of the first five games this season. That represents the longest streak in franchise history to begin a season and it tied the second-longest streak in franchise history overall.

The streak came to an end in Week 6 vs. the Jets.

Franchise Record—Consecutive Games with a Sack

Rnk	Player (Year)	Gms
1	DE Curtis Greer (Games 13-16, 1984-Games 1-3, 1985)	7
2t	LB Markus Golden (Games 1-5, 2016)	5
2t	DE Chike Okeafor (Games 12-16, 2006)	5
2t	DE Curtis Greer (Games 6-10, 1984)	5
2t	DE Al Baker (Games 12-16, 1984)	5
6t	LB Chandler Jones (Games 1-4, 2016)	4
6t	LB John Abraham (Games 7-10, 2013)	4
6t	DT Darnell Dockett (Games 8-11, 2009)	4
6t	DE Bertrand Berry (Games 1-3, 6, 2008)	4
6t	DE Bertrand Berry (Games 11-14, 2004)	4
6t	DE Simeon Rice (Games 1-4, 1996)	4
6t	DL Eric Swann (Games 10-13, 1995)	4
6t	DE Curtis Greer (Games 2-5, 1983)	4

Despite playing in just seven games this season, Golden has already established a career-high with 6.0 sacks (had 4.0 in 15 games as a rookie in 2015). He joined DE Curtis Greer (6.5 in 1983) as the only players in franchise history with at least 6.0 sacks through the first five games of a season.

Golden enters Week 8 tied for sixth in the NFL with 6.0 sacks this season.

NFL Sack Leaders (2016)

Rnk	Player (Team)	Sacks
1	Lorenzo Alexander (Buf)	9.0
2	Von Miller (Den)	7.5
3	Brian Orakpo (Was)	7.0
4t	Cliff Avril (Sea)	6.5
4t	Vic Beasley, Jr. (Atl)	6.5
6t	Markus Golden (AZ)	6.0
6t	Willie Young (Chi)	6.0
6t	Ryan Kerrigan (Was)	6.0
6t	Trent Murphy (Was)	6.0



Before he was held without a sack in Week 6 against the Jets, Golden had at least a partial sack in seven consecutive games dating back to last season. He has 9.0 sacks in his last 13 games overall, after totaling 1.0 sack in his first nine career games.

Golden also finished the game against San Francisco with career-highs in both tackles (11) and sacks (2.0) while adding three tackles for loss and a team-high three QB hits.

Through the first seven games this season, Golden has totaled 34 tackles, a team-high eight tackles for loss, a team-high 6.0 sacks, a pass defended, two forced fumbles, nine QB pressures and nine QB hits.

CAMPBELL'S HISTORIC PERFORMANCE

DT **Calais Campbell** posted one of the best games of his NFL career in the Cardinals victory over San Francisco in Week 5. His final tally was four tackles, 2.0 sacks, two tackles for loss, two QB hits, an INT and a safety.

Since individual sacks became an official statistic in 1982, Campbell became just the second NFL player with 2.0+ sacks, an INT and a safety in the same game, joining Baltimore's Adalius Thomas (2.0 sacks, INT, safety) who did so on 9/17/06 vs. Oakland.

Campbell now has 50.5 sacks for his career. That ties DE Curtis Greer for third place on the franchise all-time sacks list.

Franchise Career Leaders—Sacks

Rnk	Sacks	Player, Years
1	66.0	Freddie Joe Nunn, DE, 1985-93
2	53.5	Simeon Rice, DE, 1996-2000
3t	50.5	Calais Campbell, DT, 2008-16
3t	50.5	Curtis Greer, DE, 1980-88
5	47.5	Ken Harvey, LB, 1988-93

The performance vs. the Niners was Campbell's ninth career game with at least two sacks. Seven of those have come against NFC West opponents.

Arizona's longest tenured defensive player (only All-Pro WR Larry Fitzgerald has spent more seasons with the team), Campbell has appeared in 129 games with the Cardinals.



CATANZARO CONNECTS FROM 60

K Chandler Catanzaro connected on a 60-yard FG in the fourth quarter against the Bills in Week 3. It represents the second-longest FG in franchise history (Jay Feely, 61 yards).



Franchise Record—Longest FG

Rnk	Player	Dist	Opponent
1	Jay Feely	61	10/14/12 vs. Buf
2	Chandler Catanzaro	60	9/25/16 at Buf
3t	Jay Feely	55	12/12/10 vs. Den
3t	Neil Rackers	55	10/24/04 vs. Sea (2)
3t	Greg Davis	55	9/17/95 at Det
3t	Greg Davis	55	12/19/93 at Sea

Prior to hitting the 60-yard against Buffalo, Catanzaro's career-long was 51 yards. He entered the game having made two FGs of 50+ yards in his career.

Catanzaro became just the 14th player in NFL history to connect on a FG attempt of 60+ yards. It was just the 16th FG of 60+ yards in NFL history.

All-Time FGs of 60+ Yards

Rnk	Player (Team)	Dist	Opponent
1	Matt Prater (Den)	64	12/8/13 vs. Tennessee
2t	David Akers (SF)	63	9/9/12 at Green Bay
2t	Sebastian Janikowski (Oak)	63	9/12/11 at Denver
2t	Jason Elam (Den)	63	10/25/98 vs. Jacksonville
2t	Tom Dempsey (NO)	63	11/8/70 vs. Detroit
6	Matt Bryant (TB)	62	10/22/06 vs. Philadelphia
7t	Greg Zuerlein (StL)	61	11/8/15 at Minnesota
7t	Justin Tucker (Bal)	61	12/16/13 at Detroit
7t	Jay Feely (Ari)	61	10/14/12 vs. Buffalo
7t	Sebastian Janikowski (Oak)	61	12/27/09 at Cleveland
11t	Chandler Catanzaro (AZ)	60	9/25/16 at Buffalo
11t	Greg Zuerlein (StL)	60	9/30/12 vs. Seattle
11t	Dan Carpenter (Mia)	60	12/5/10 vs. Cleveland
11t	Rob Bironas (Ten)	60	12/3/06 vs. Indianapolis
11t	Morten Anderson (NO)	60	10/27/91 vs. Chicago
11t	Steve Cox (Cle)	60	10/21/84 at Cincinnati

Catanzaro's 60-yarder against the Bills in Week 3 marked just the fourth FG of 60+ yards made in the last four seasons.

CATANZARO'S RECORD SEASON IN 2015

K Chandler Catanzaro connected on 28 FG attempts and tied the franchise record with 53 PATs in '15. His 137 points ranked third in the NFL in 2015.



NFL Leaders - Scoring (2015)

Rnk	Player (Team)	Pts (Scores)
1	Stephen Gostkowski (NE)	151 (33 FG, 52 PAT)
2	Graham Gano (Car)	146 (30 FG, 56 PAT)
3	Chandler Catanzaro (AZ)	137 (28 FG, 53 PAT)
4	Blair Walsh (Min)	135 (34 FG, 33 PAT)
5	Josh Brown (NYG)	134 (30 FG, 44 PAT)

Catanzaro's 137 points in 2015 represent the second-highest single-season total in franchise history. Only Neil Rackers (140 in 2005) scored more points in a season.

Franchise Record – Total Points (Season)

Rnk	Player (Year)	Pts
1	Neil Rackers (2005)	140
2	Chandler Catanzaro (2015)	137
3	Jay Feely (2013)	127
4	Neil Rackers (2008)	119
5t	Neil O'Donoghue (1984)	117
5t	Jim Bakken (1967)	117

Catanzaro connected on 28 of 31 FG attempts in 2015. His .903 FG percentage ranks as the third-highest single season total in team history.

Franchise Record – Field Goal Percentage (Season)

Rnk	Player (Year)	Pct (FG/FGA)
1	Neil Rackers (2005)	.952 (40/42)
2	Neil Rackers (2009)	.941 (16/17)
3	Chandler Catanzaro (2015)	.903 (28/31)
4t	Jay Feely (2012)	.893 (25/28)
4t	Neil Rackers (2008)	.893 (25/28)

GAME-WINNERS FOR CATANZARO

Catanzaro hit the first game-winning FG of his NFL career against the Bengals in Week 11 last season, connecting a 32-yard FG with just six seconds remaining. Catanzaro provided another the game-winner in Week 14, making a season-long 47-yard FG with 1:23 remaining in the fourth quarter to give the Cardinals a 23-20 victory over the Vikings. He was named NFC Special Teams Player of the Week for his performance.

ONE OF THE BEST IN THE GAME

In December of 2015, CB Justin Bethel signed a three-year contract extension that keeps the three-time Pro Bowler in Arizona through the 2018 season.



The Cardinals sixth-round selection (177th overall) in the 2012 NFL Draft, Bethel has been named to the Pro Bowl as a special teamer each of the last three seasons. During his first three NFL seasons, Bethel registered 54 special teams tackles, a fumble recovery and three blocked FGs. He led the team with 14 special teams tackles again last season. No other player on the team had more than seven.

Career Highlights

- The Cardinals first selection of the sixth round (177th overall) of the 2012 draft, Bethel has played in all 70 games in four-plus seasons and totaled 73 special teams tackles, three blocked FGs, three forced fumbles and two fumble recoveries on special teams. He has led the team in special teams tackles each of the last three years, including a career-best 21 in 2013.

- Joins current Cardinals radio analyst Ron Wolfley (1986-89) as the only players in franchise history to earn multiple Pro Bowl selections as a special teams player.

- Saw most significant playing time on defense of his career in 2015, starting five games during the season and both playoff contests. Totaled 29 tackles, two INTs (one returned for TD) and nine passes defended.

- Signed three-year contract extension with the Cardinals on 12/5/15 that keeps him under contract through the 2018 season.

ARIZONA BLOCK PARTY

Dating back to 2008, the Cardinals have blocked an NFL-high 19 FG attempts. After registering three blocked kicks in '14, Arizona registered multiple kicks in seven consecutive seasons (2008-14), including five seasons with at least three blocks in that span.

Most Blocked FG Attempts (2008-present)

Block	Team
19	Arizona
11	Seattle
10	Chicago
9	Buffalo
8	Cleveland
8	Dallas
8	Oakland



Arizona has blocked 21 total kicks (19 FG, 2 Punts) since 2008, also an NFL-high.

Most Blocked Kicks (FG, PAT, Punt) – 2008-present

Block	Team	Type
21	Arizona	FG (19), Punt (2)
20	Oakland	FG (8), Punt (7), PAT (5)
20	Seattle	FG (11), Punt (8), PAT
17	Chicago	FG (10), PAT (4), Punt (3)
16	Tampa Bay	Punt (8), PAT (4), FG (4)

Of the Cardinals 19 blocked FG attempts since 2008, the team has gotten nine from CB Justin Bethel and DT Calais Campbell.

Bethel's Blocked FG Attempts

11/2/14 @ Dallas

With Arizona holding a 14-10 lead, Cowboys K Dan Bailey lined up for a 35-yard FG attempt with just three seconds remaining in the first half. Bethel came around the end and blocked the kick, preserving the Cards four-point lead.

11/10/13 vs. Houston

Just like the attempt in Dallas, Houston was attempting a FG on the final play of the first half. With the Texans leading 17-14, Randy Bullock lined up for a 40-yard attempt with four seconds remaining in the second quarter. Bethel came off the edge to blocked the attempt, and Arizona would come back to win the game by three points (27-24).

9/15/13 vs. Detroit

The Cardinals trailed the Lions 21-19 early in the fourth quarter when Bethel blocked a 47-yard FG attempt by Detroit's David Akers. Two possessions later, Arizona scored the go-ahead TD in the 25-19 win.

Campbell with a Half Dozen

Standing 6-8, Campbell has blocked six FG attempts in his career, the most recent coming in Week 1 of the '12 season vs. Seattle.

During the 2011 season, Campbell tied Seattle's Red Bryant for the NFL lead with three blocked FGs.

ALL OR NOTHING: A SEASON WITH THE ARIZONA CARDINALS

"Has anyone ever won an Emmy and a Super Bowl in the same calendar year? Because the Cardinals have a pretty good shot, thanks to an unprecedented decision to allow NFL Films behind the scenes for their entire 2015 season. The result is a game-changing sports documentary in "All or Nothing." - Will Brinson, CBSSports.com

In a collaboration with Amazon and NFL Films, the Cardinals are featured in a groundbreaking series, *All or Nothing*, which premiered exclusively on Amazon Video in July.

Drafting off NFL Films' huge success in the sports reality genre, *All or Nothing* offers fans a glimpse into the week-to-week drama that unfolds within the lives of players, coaches and owners of an NFL franchise during the course of the regular season. It is the first series in the history of the NFL to exclusively capture the behind-the-scenes stories – both on and off the field -- of a single team over the course of an entire season

"We take tremendous pride in the dedicated and talented people that make up our organization and welcomed this opportunity to showcase them," said **Michael Bidwill**. "This unprecedented look into what it takes to compete in the National Football League is something that we think viewers will find fascinating."

All eight, hour-long episodes of *All or Nothing: A Season with the Arizona Cardinals* are available to all Amazon Prime customers via the Amazon Video app for TVs, connected devices including Fire TV, and mobile devices or online.

The show takes viewers inside the locker room, on the sidelines, and to the homes of Cardinals players and team personnel for an extraordinary view into the NFL's regular season, one that would culminate with the NFC Championship game and ultimately become the best regular season in franchise history.

- The series picks up with the Cardinals following the season-ending injury to QB **Carson Palmer** in 2014
- It follows the team's brain trust of Bidwill, general manager **Steve Keim** and head coach **Bruce Arians** starting with the 2015 NFL Draft and continuing throughout the season
- Along the way the series chronicles the on and off-field events in the lives of Arizona players, including Pro Bowlers Palmer, WR **Larry Fitzgerald**, CB **Patrick Peterson** and S **Tyrann Mathieu**, as well as RB **David Johnson**.

"This show gives customers a front row seat to some of the most exciting, never before seen, football action," said **Michael Paull**, Vice President, Digital Video at Amazon. "There is a thrilling story behind how these athletes compete on the field, and we are very excited to work with the NFL to deliver amazing programming for our customers."

HOW TO WATCH

All or Nothing this is available to all Amazon Prime customers.

FIND THE AMAZON HOME PAGE ON YOUR DEVICE: You can access the series from Amazon.com. If watching from a tablet or phone, download the Amazon app.

AFTER SIGNING IN, THERE ARE TWO WAYS TO FIND THE SHOW: You can search "All or Nothing" to take you to the series page. Or you can go to amazon.com/allornothing.

THERE ARE TWO VERSIONS OF THE SERIES TO CHOOSE FROM: You can pick the "Unrated" version, which includes the blue language uttered by Bruce Arians and others. You can pick the "Rated" TV-14 version, which edits the mature language and content. Viewers can also choose to watch with the dialogue in Spanish. All choices are available on the "All or Nothing" page on Amazon.com.

FOR MORE SPECIFIC INSTRUCTIONS FOR VARIOUS DEVICES: Visit www.amazon.com/howtostream to see Amazon's instructions for accessing Amazon from other devices, such as Amazon Fire, game consoles and smart TVs.

INTERNATIONAL INFORMATION: The series is available now on both amazon.co.uk and amazon.de in English. It is also available on amazon.co.jp in Japanese and German.

REACTION TO CARDINALS AND ALL-OR-NOTHING SERIES

"The entire series reaches its hilt with Fitzgerald's catch-and-run, but most of my favorite parts of All or Nothing happen in those quiet moments when the players get together. These take place everywhere — from the practice field to the locker room to various meetings — and are tiny pieces of football nerdery that fans rarely get to see." - Robert Mays, TheRinger.com

"After watching the new All or Nothing series from the Arizona Cardinals, NFL Films, and Amazon.com, one word best describes the most appropriate reaction: More. All or Nothing cements the Cardinals as a team that will attract a lot attention far beyond its home market." - Mike Florio, ProFootballTalk.com

"It has long been established that NFL Films is one of the best things the league has going for it. Along those lines, "Hard Knocks," the now-annual behind-the-scenes look at one team's training camp and preseason has become an incredibly popular franchise. But now NFL Films has taken things one step further, giving viewers an all-access pass for an entire season. The franchise to agree to such a thing? The Arizona Cardinals. Whether you're a fan of the Cardinals or not, if you love "Hard Knocks," "All or Nothing" is even better." - Shalise Manza Young, Yahoo!Sports.com

"All or Nothing" is "Hard Knocks" on steroids. Covers every game like a movie. I was blown away. - Peter Schragger, @PSchraggs

Would've loved to have played for this man @BruceArians. #NoRiskIt #NoBiscuit - Dwayne "The Rock" Johnson, @TheRock

This new Amazon show is really great. Highly recommend it. No doubt the future of Sports TV. - Ariel Helwani, @arielhelwani


I'm three episodes into Amazon's "All of Nothing" series on the @AZCardinals & it is absolutely superb. Can't recommend it enough. - Jimmy Traina, @JimmyTraina

Mannnnn, I can't wait for you guys to see #AllOrNothing. Incredible story and even better storytelling. - Rand Getlin, @Rand_Getlin

It's great in the summer to disconnect & take a break from football ... or watch @NFLFilms' #AllorNothing. So good. - Ian Rapoport, @RapSheet

Just finished All Or Nothing. Fantastic job, NFL Films. Steve and Ed would be proud. - Paul Domowitch, @pdomo

About to hit @amazon - a series about @AZCardinals 2015 March to the NFC Champ gm - it's fantastic. Fans get to see way behind the curtain!!! - Joe Buck, @Buck



CARDINALS PLAYER NOTES – OFFENSE

Quarterbacks

QB Carson Palmer – Set single-season franchise records in 2015 with 4,671 passing yards, 35 TD passes and a 104.6 passer rating. Was named second-team All-Pro and earned third career Pro Bowl selection. Threw for 342 yards in Week 7 vs. Sea, his 45th career 300-yard passing game. Missed Week 5 at SF with a concussion but returned to start Week 6 win vs. NYJ.

QB Drew Stanton – In his fourth year as Cardinals No. 2 QB. Started Week 5 win at SF and threw two TD passes in place of injured Carson Palmer. Saw most extensive action of his career in 2014, playing in nine games with eight starts.

Running Backs

RB Andre Ellington – Topped 1,000 yards from scrimmage in his first two seasons. Moved into No. 2 RB spot after Chris Johnson injury.

RB David Johnson – Has three straight 100-yard rushing games in last three weeks, including season-high 157 yards in Week 5 win at SF. Leads NFL with 1,004 yards from scrimmage and is tied for league lead with eight rushing TDs. Tied career high with three TDs in Week 6 win vs. NYJ.

RB Steфан Taylor – Fourth-year pro is a key special teams performer and had career-high four TDs in 2014.

RB Kerwynn Williams – Played in 12 games the last three seasons with the Cardinals as a reserve RB and on special teams.

Wide Receivers

WR John Brown – Pittsburg St product had seven TD receptions and 1,003 receiving yards in 2015 for his first career 1,000-yard season. Tied career high with 10 catches for 144 yards in Week 4 vs. LA.

WR Larry Fitzgerald – A nine-time Pro Bowler (the most in team history), he is the franchise's all-time leader in receptions, receiving yards, TDs and 100-yard receiving games. Reached 100 career TD receptions in Week 1 vs. NE and leads team with five TD catches this season, including two in Week 5 win at SF. Led team with 109 receptions, 1,215 yards and nine TD catches in 2015.

WR Michael Floyd – Now in his fifth season, led the team with five 100-yard games last season (all in his last eight games played), and 13 of his 22 career TD receptions are on plays of 20 yards or longer. Second on the team with three TD catches this year.

WR Brittan Golden – Appeared in 14 games last season and was elevated from practice squad in Week 5.

WR J.J. Nelson – 2015 fifth-round pick averaged 27.2 yards per catch as a rookie. Had three catches for 84 yards in Week 7 vs. Sea.

Tight Ends

TE Darren Fells – Former college basketball player set career highs with 21 catches for 311 yards and three TDs in 2015.

TE Jermaine Gresham – Two-time Pro Bowler signed just prior to training camp last season. Had four catches in Week 1 vs. NE.

TE Ifeanyi Momah – Forced and recovered fumble on kickoff in Week 5 win at SF and had first two career receptions in Week 7 vs. Sea.

TE Hakeem Valles – Rookie free agent moved up from practice squad prior to Week 5 win at SF.

Offensive Line

C Evan Boehm – Fourth-round pick from Missouri established a school record with 52 consecutive starts for the Tigers.

T D.J. Humphries – 2015 first-round pick from Florida is team's starting RT this season after not playing as a rookie.

G Mike Iupati – Starting LG earned fourth consecutive Pro Bowl selection in 2015, becoming first Cardinals OL to earn Pro Bowl honors since Lomas Brown in 1996.

T/G Ulrick John – Signed off Dolphins practice squad in Week 6 after Evan Mathis was placed on IR.

C A.Q. Shipley – Starting C in 2016 after playing in 12 games last year, serving mainly as a FB/lead blocker.

G Cole Toner – Fifth-round pick became first offensive lineman from Harvard drafted since Matt Birk was chosen in 1998.

T Jared Veldheer – Marquee 2014 free-agent signing has started every game at LT during first three seasons with the Cardinals and has helped the Cardinals rank in the top six of the NFL each of the last two years in fewest sacks allowed.

G Earl Watford – Fourth-year pro became starting RG in Week 6 after Evan Mathis was placed on IR.

T John Wetzel – Made 53-man roster out of training camp and started at LG for injured Mike Iupati in Week 6 win vs. NYJ.

CARDINALS PLAYER NOTES – DEFENSE

Defensive Line

DT Calais Campbell – Earned second consecutive Pro Bowl selection in 2015 and is tied for third in franchise history with 50.5 career sacks. Had two sacks, including one for a safety, and an INT that set up a TD in Week 5 win at SF.

DT Rodney Gunter – 2015 fourth-round pick from Delaware St started 11 games at NT as a rookie last year.

DT Josh Mauro – Played in 14 games in 2015, recording 22 tackles and his first career sack. Started five games thus far in 2016.

DT Robert Nkemdiche – First-round pick from Ole Miss was a two-time first-team All-SEC and second-team All-America selection.

DT Corey Peters – Returned after missing all of 2015 season with a torn Achilles. Tackled LeSean McCoy for a safety in Week 3 at Buf.

DT Olsen Pierre – Made season-opening 53-man roster after spending most of 2015 on Cardinals practice squad.

DT Frostee Rucker – 11th-year pro started 13 games last season and has 9.0 sacks in four seasons since signing with the Cardinals. Forced a fumble that led to a TD in Week 1 vs. NE.

DT Ed Stinson – Third-year pro from Alabama played 15 games in 2015, collecting 20 tackles and a sack.

NT Xavier Williams – Made the team as an undrafted free agent in 2015 and has played in six career games.

Linebackers

LB Joplo Bartu – Former Falcon and Jaguar signed with Arizona in Week 4 after Alani Fua was placed on IR.

\$LB Deone Bucannon – 2014 first-round pick had career-high 15 tackles each in Week 5 at SF and Week 7 vs. Sea and leads Cardinals with 56 tackles this season. Had team-best 127 tackles last season while adding three sacks and an INT (returned for TD).

LB Markus Golden – 2015 second-round pick leads team and is tied for sixth in the NFL with a career-high 6.0 sacks this year, including at least one in each of the first five games this season.

LB Chandler Jones – Had a sack in each of the first four games and is second on the team with 5.0 sacks this season. Acquired in trade with the Patriots in March, had career-high 12.5 sacks in 2015 to earn his first career Pro Bowl selection.

LB Gabe Martin – After spending entire regular season on practice squad in 2015, appeared in both playoff games last year.

LB Kareem Martin – Converted to OLB in 2015 after playing on the D-line as a rookie and had 1.5 sacks and a forced fumble.

LB Kevin Minter – 2013 second-round pick started every game the last two seasons. Had career-best 1.5 sacks in Week 5 win at SF.

LB Alex Okafor – Fourth-year pro had his best season in 2014 when he led the team with eight sacks.

Defensive Backs

CB Justin Bethel – Three-time Pro Bowl special teamer has led the Cardinals in special teams tackles each of the last three years. Started five games at CB and had two INTs in 2015.

CB Marcus Cooper – Fourth-year pro was acquired in a trade with the Chiefs just prior to the season. Leads team with three INTs, including two (one returned for TD) in Week 2 win vs. TB when he was named NFC Defensive Player of the Week.

S Tony Jefferson – Has played in every game since making the team as a rookie free agent in 2013. Second on the team with 50 tackles and also has eight tackles for loss, a sack, one forced fumble and one fumble recovery.

S Tyrann Mathieu – Named first-team All-Pro and earned first career Pro Bowl honor in 2015 after recording 89 tackles, a sack and five INTs. Collected first INT of the season in Week 6 win vs. NYJ.

CB Patrick Peterson – Started every game for the Cardinals since being selected fifth overall in the 2011 draft and has two INTs this season. Chosen to fifth straight Pro Bowl and earned third career first-team All-Pro selection in 2015.

CB Tharold Simon – LSU product was claimed off waivers from Seattle in Week 2.

S D.J. Swearinger – Fourth-year pro has two INTs on the season, including one in Week 6 win vs. NYJ.

CB Brandon Williams – Third-round pick is in just his second year playing CB after converting from RB at Texas A&M.

CARDINALS PLAYER NOTES – SPECIALISTS

LS Aaron Brewer – Signed with Cardinals in Week 4 after serving as Denver's long snapper the last four seasons.

K Chandler Catanzaro – 2014 rookie free agent signing ranked third in the NFL with 137 points and was 28-31 on FGAs in 2015. Made career-long 60-yard FG in Week 3 at Buf (second-longest FG in franchise history) and is 8-11 on FGs this season.

P Ryan Quigley – Former Jets punter signed with Cardinals in Week 4. Had a career-best six punts inside the 20 in Week 5 win at SF.

ARIZONA CARDINALS 2016 TRANSACTIONS

Tue., Oct. 25	Placed WR Jaron Brown (knee) on injured reserve. Re-signed WR Chris Hubert to the practice squad and released G/T Martin Wallace from the practice squad
Wed., Oct. 12	Re-signed QB Zac Dysert to the practice squad
Tue., Oct. 11	Re-signed RB Kerwynn Williams
Mon., Oct. 10	Released QB Zac Dysert and signed G/T Martin Wallace to the practice squad
Sat., Oct. 8	Signed G/T Ulrick John from Miami's practice squad and placed G Evan Mathis (ankle) on injured reserve
Thu., Oct. 6	Elevated TE Hakeem Valles from practice squad to active roster and released RB Kerwynn Williams
Tue., Oct. 4	Elevated QB Zac Dysert and WR Brittan Golden from the practice squad to the active roster and re-signed RB Kerwynn Williams. Placed S Tyvon Branch (groin) and RB Chris Johnson (groin) on injured reserve and waived P Drew Butler (calf) with an injury settlement. Signed S Christian Bryan to the practice squad
Mon., Oct. 3	Signed LB Cap Capi to the practice squad
Thu., Sept. 29	Signed G Kaleb Johnson to the practice squad
Wed., Sept. 28	Signed LB Joplo Bartu, LS Aaron Brewer and P Ryan Quigley and placed LB Alani Fua (knee) on injured reserve
Tue., Sept. 27	Elevated TE Ifeanyi Momah from the practice squad to the active roster, placed TE Troy Niklas (wrist) on injured reserve and released LS Kameron Canaday and S Marqui Christian. Signed LB Cam Johnson to the practice squad and released LB Shaq Riddick from the practice squad
Wed., Sept. 14	Awarded waiver claim on CB Tharold Simon from Seattle and waived/injured LB Lamar Louis (quad)
Tue., Sept. 13	Re-signed WR Marquis Bundy to the practice squad and released WR Chris Hubert from the practice squad
Mon., Sept. 12	Re-signed CB Trevon Hartfield to the practice squad and released QB Aaron Murray from the practice squad
Tue., Sept. 6	Signed QB Zac Dysert and QB Aaron Murray to the practice squad
Sun., Sept. 4	Re-signed WR Chris Hubert, WR Brittan Golden, CB Harlan Miller, TE Ifeanyi Momah, RB Elijah Penny, T Givens Price, LB Shaq Riddick and TE Hakeem Valles to the practice squad
Sat., Sept. 3	Released 22 players: QB Matt Barkley, C Taylor Boggs, CB Cariel Brooks, DT Red Bryant, WR Marquis Bundy, LB Donald Butler, S Chris Clemons, T Rob Crisp, S Matthias Farley, WR Brittan Golden, CB Trevon Hartfield, WR Chris Hubert, G Antoine McClain, CB Harlan Miller, TE Ifeanyi Momah, RB Elijah Penny, T Givens Price, LB Shaq Riddick, WR Jaxon Shipley, TE Hakeem Valles, RB Kerwynn Williams, CB Ronald Zamort. Waived/injured LB Tristan Okpalauugo (knee).
Fri., Sept. 2	Agreed to a trade with Kansas City to acquire CB Marcus Cooper for an undisclosed conditional draft pick in the 2018 NFL Draft
Tue., Aug. 30	Placed CB Elie Bouka (leg) on injured reserve and reached an injury settlement with CB Alan Ball (quad)
Mon., Aug. 29	Released G Jake Bernstein, WR Amir Carlisle, TE Gerald Christian, T Clay DeBord, LS Daniel Dillon, DT Iosia Iosia, CB Asa Jackson, WR Franky Okafor, CB Shaun Prater, P Garrett Swanson, S Tyrequek Zimmerman. Placed CB Mike Jenkins (knee) on injured reserve and waived/injured QB Jake Coker (knee)
Tue., Aug. 16	Activated CB Justin Bethel (foot), S Tyrann Mathieu (knee), and DT Frostee Rucker (foot) from the PUP list
Mon., Aug. 15	Re-signed S Tyrequek Zimmerman and waived/injured S Durell Eskridge (arm)
Sun., Aug. 14	Signed DT Iosia Iosia and reached an injury settlement with LB Zack Wagenmann
Fri., Aug. 5	Signed WR Larry Fitzgerald to contract extension through 2017 season and QB Carson Palmer to contract extension through 2018 season
Thu., Aug. 4	Signed CB Alan Ball and released S Tyrequek Zimmerman
Tue., Aug. 2	Agreed to terms with S Tyrann Mathieu on a contract extension through the 2021 season
Sat., July 30	Signed WR Franky Okafor and released WR Rico Richardson
Wed., July 27	Signed LB Donald Butler and released LB Quayshawn Nealy
Tue., July 26	Placed CB Justin Bethel (foot), S Tyrann Mathieu (knee), DT Frostee Rucker (foot) and LB Zack Wagenmann (foot) on the Active/PUP list
Tue., July 19	Signed CB Mike Jenkins and released CB Carrington Byndom
Tue., June 7	Signed WR Rico Richardson and waived WR Jeff Beathard
Thu., June 2	Signed G Jake Bernstein, WR Marquis Bundy, and S Tyrequek Zimmerman
Wed., June 1	Waived G Edawn Coughman, WR Chris King, and S Brandon Person
Mon., May 9	Signed CB Brandon Williams (third round), C Evan Boehm (fourth round) and CB Harlan Miller (sixth round) to four-year contracts. Signed WR Chris Hubert and RB Elijah Penny and released RB Jared Baker and LB Mike Reilly
Fri., May 6	Signed DT Robert Nkemdiche (first round), S Marqui Christian (fifth round) and G Cole Toner (fifth round) to four-year contracts
Thu., May 5	Released G John Fullington
Wed., May 4	Released CB Kevin White, CB Joel Wilkinson, C Valerian Ume-Ezeoke and S Tyrequek Zimmerman
Mon., May 2	Agreed to terms with 16 free agents: RB Jared Baker, WR Jeff Beathard, CB Eli Bouka, LS Kameron Canaday, WR Amir Carlisle, QB Jake Coker, T Clay DeBord, LS Daniel Dillon, S Matthias Farley, CB Trevon Hartfield, WR Chris King, LB Lamar Louis, T Givens Price, P Garrett Swanson, TE Hakeem Valles, CB Ronald Zamort
Mon., Apr. 18	Restricted free agents WR Jaron Brown, S Tony Jefferson and S D.J. Swearinger signed their one-year contracts for 2016. Released DT Cory Redding
Fri., Apr. 15	Released RB Marion Grice and RB Robert Hughes
Mon., Apr. 11	Hired Adrian Wilson as a scout

ARIZONA CARDINALS 2016 TRANSACTIONS (CONTINUED)

Thu., Mar. 17 Agreed to terms on a one-year contract with RB Chris Johnson

Wed., Mar. 16 Agreed to terms on a one-year contract with G Evan Mathis

Tue., Mar. 15 Acquired LB Chandler Jones in a trade with New England for G Jonathan Cooper and Cardinals second-round selection (61st overall) in the 2016 NFL Draft

Mon., Mar. 14 Re-signed DT Red Bryant to a one-year contract and agreed to terms with TE Jermaine Gresham on a one-year contract

Fri., Mar. 11 Re-signed DT Josh Mauro and TE Ifeanyi Momah to one-year contracts. Both players were exclusive rights free agents

Thu., Mar. 10 Signed S Tyvon Branch to a two-year contract

Tue., Mar. 8 Agreed to terms on a two-year contract with QB Drew Stanton

Thu., Mar. 3 Extended one-year contract tenders to restricted free agents WR Jaron Brown, S Tony Jefferson and S D.J. Swearingen. Also offered one-year contract tenders to exclusive rights free agents DT Josh Maruo and TE Ifeanyi Momah

Mon., Feb. 22 Re-signed P Drew Butler

Fri., Feb. 19 Signed LB Tristan Okpalauogo to a one-year contract

Tue., Feb. 16 Re-signed S Chris Clemons to a one-year contract and signed CB Joel Wilkinson

Mon., Feb. 1 Re-signed TE Darren Fells to a one-year contract and signed CB Shaun Prater to a future contract for the 2016 season

Thu., Jan. 28 Signed CB Asa Jackson to a future contract for the 2016 season

Wed., Jan. 27 Signed CB Cariel Brooks to a future contract for the 2016 season

Tue., Jan. 26 Signed CB Carrington Byndom, T Rob Crisp, S Durrell Eskridge, RB Marion Grice, RB Robert Hughes, G Antoine McClain, LB Quayshawn Nealy, DT Olsen Pierre, WR Jaxon Shipley, T John Wetzell, and CB Kevin White to future contracts for the 2016 season

Thu., Jan. 7 Signed T Edawn Coughman to a future contract for the 2016 season

Tue., Jan. 5 Signed C Taylor Boggs, LB Mike Reilly, C Valerian Ume-Ezeoke, and S Tyrequek Zimmerman to future contracts for the 2016 season

Game 1

Patriots 23, CARDINALS 21

September 11, 2016 – University of Phoenix Stadium (64,864)

Facing the Patriots on Sunday Night Football, the Cardinals suffered a season-opening loss at home after missing a go-ahead FG try from 47 yards out with 41 seconds remaining. Arizona had clawed back from an early deficit to take a 1-point 4th quarter lead on the second of Larry Fitzgerald's two TDs. They were the 99th and 100th career scores for the future Hall of Famer who finished with 81 yards on 8 catches. But the Patriots answered. Making his 1st career start while filling in for a suspended Tom Brady, QB Jimmy Garoppolo led the Pats on a scoring drive and they went ahead 23-21 on a FG with 3:44 to go. When AZ could not convert its FG try on the ensuing drive, the game was decided in favor of the undermanned Pats, who were without Brady, TE Rob Gronkowski and a number of others.

The Patriots scored on their first two possessions of the game to take a 10-0 lead. First Garoppolo capped an 8-play, 74-yard drive with a 37-yard TD pass to an open WR Chris Hogan down the left sideline. Then Steven Gostkowski's 47-yard FG on the next drive made it 10-0. Arizona's first 3 offensive possessions ended in punts before momentum turned with an Arizona takeaway. With 10:30 to go before half and AZ trailing 10-0, LB Markus Golden sacked Garoppolo forcing a fumble that former Patriot Chandler Jones recovered in NE territory. A celebration penalty pushed it back to the AZ46 but the Cards were still in business. They moved to the NE3 in 10 plays - 6 of which were David Johnson runs - before Palmer connected with Fitzgerald on a TD to make it 10-7 at the half.

New England opened the 3rd quarter by moving 75 yards in 9 plays and went ahead 17-7 on an 8-yard LeGarrette Blount TD run. A Cards punt turned it back to NE with 7:00 to go in the 3rd. However, a Blount fumble forced by DT Frostee Rucker on the next snap was recovered by DT Calais Campbell at the NE33. Five plays later, David Johnson punched it in from a yard out to trim the deficit to 17-13. A 53-yard Gostkowski FG with 12:35 remaining made it 20-14. On the next drive, an incredible run from Johnson covered 45 yards to the NE 12; he initially was stopped at the line of scrimmage, spun outside, steadied himself with a hand on the ground and raced down the right sideline. Four plays later, a sliding, over-the-shoulder TD catch from Fitzgerald in the corner of the end zone put AZ up 21-20 with 9:46 left. The Pats, who were 10-16 on 3rd down in the game, converted 3 straight on the next drive as they moved 61 yards for a go-ahead FG that proved to be the game-winner.

Patriots	10	0	7	6	23
CARDINALS	0	7	7	7	21

Team	Qtr.	Time	Scoring Play	Drive	Score
Patriots	1	7:34	Hogan 37-yard pass from Garoppolo (Gostkowski kick)	8-74, 4:13	7-0
Patriots	1	1:00	Gostkowski 47-yard FG	12-63, 5:12	10-0
CARDS	2	4:06	Fitzgerald 3-yard pass from Palmer (Catanzaro kick)	11-54, 6:20	10-7
Patriots	3	10:00	Blount 8-yard run (Gostkowski kick)	9-75, 5:00	17-7
CARDS	3	4:29	D.Johnson 1-yard run (Catanzaro kick)	5-33, 1:51	17-14
Patriots	4	12:35	Gostkowski 53-yard FG	11-40, 6:54	20-14
CARDS	4	9:46	Fitzgerald 1-yard pass from Palmer (Catanzaro kick)	7-79, 2:49	20-21
Patriots	4	3:44	Gostkowski 32-yard FG	13-61, 6:02	23-21

STATISTICS

	NE	AZ
First Downs	19	21
3 rd Down Eff. (Pct)	10-16(63)	6-12 (50)
Total Plays	66	59
Avg. Gain	5.5	5.8
Rushes-Yards	31-106	19-92
Net Passing Yards	257	252
Total Net Yards	363	344
Passing (A-C-I)	33-24-0	37-24-0
Sacked by Opp.	2-7	3-19
Punts-Average	2-44.5	5-36.0
Fumbles-Lost	3-2	1-0
Penalties	8-69	6-58
Time of Possession	33:59	26:01

Weather: Indoor

RUSHING

Patriots: Blount 22-70, TD; Edelman 3-16; Garoppolo 4-12; White 1-4; Bolden 1-4.
CARDS: DJohnson 16-89, TD; CJohnson 1-2; Palmer 2-1.

PASSING

Patriots: Garoppolo 24-33, 264 yds, 1 TD, 0 INT.
CARDS: Palmer 24-37, 271 yds, 2 TD, 0 INT.

RECEIVING

Patriots: Edelman 7-66; White 5-40; Hogan 3-60, TD; Amendola 3-48; Bennett 3-14; Mitchell 2-33; Garoppolo 1-3.
CARDS: Fitzgerald 8-81, 2 TD; DJohnson 4-43; Gresham 4-41; Floyd 3-61; Ellington 2-8; Jabrown 1-18; Nelson 1-11; JoBrown 1-8.

INTERCEPTIONS

Patriots: None.
CARDS: None.

Game 2

CARDINALS 40, Buccaneers 7

September 18, 2016 – University of Phoenix Stadium (64,230)

The Cardinals evened their record at 1-1 thanks to a 33-point home win over Tampa Bay. It was scoreless after one quarter but AZ exploded for 24 straight in the 2nd thanks to Carson Palmer TD passes to 3 different receivers and a FG. In all the Cards enjoyed a 5-0 edge in takeaways (4 Jameis Winston INTs and a fumble). The defensive hero was CB Marcus Cooper, who was acquired by the Cards in a trade with KC 16 days earlier. The 4th year player recorded a pair of INTs, including one that he returned 60 yards for a TD. Larry Fitzgerald led all receivers with 6 catches for 81 yards and a TD while David Johnson had 143 scrimmage yards (98 receiving & 45 rushing). Palmer recorded win #30 in his 40th game as Cardinals starter and moved into 16th on the NFL's all-time passing yardage list passing Joe Montana.

The first of AZ's 5 total takeaways came on Tampa's opening drive of the game when Patrick Peterson picked a Winston deep pass intended for Mike Evans at the goal-line. Six seconds into the 2nd quarter, Fitzgerald's 4-yard TD catch opened the scoring. On the 2nd play of the next series, Winston's pass intended for Vincent Jackson was INT'd by Cooper who returned it to the TB19 and set-up a 22-yard Chandler Catanzaro FG. Down 10-0, the Bucs advanced to the AZ29 with 3:06 left before halftime and faced a 2nd-n-9. However Winston had the ball jarred loose in the pocket by a teammate and S Tony Jefferson recovered at the AZ32. A key 27-yard completion to WR Jaron Brown on 3rd-n-10 took it to the TB40, a 16-yard David Johnson run took it to the 25, and a 24-yard pass to Fitzgerald - initially ruled a TD - took it to the one. Palmer's TD pass to WR Michael Floyd on 3rd down made it 17-0 with 1:30 til intermission. Three Tampa incompletions ran just :17 off the clock and after the punt, AZ took over at its own 16 with 1:05 left. It was more than enough time for another TD as Palmer connected deep with WR Jaron Brown on a 51-yard scoring strike that made it 24-0 at the half.

Tampa opened the 3rd quarter with an 11-play, 75-yard drive that ended with their lone score of the day, a 19-yard TD pass from Winston to Evans. On the next play from scrimmage, David Johnson gathered in a short check-down from Palmer and took it 58 yards to the TB17. It led to another Catanzaro FG that made it 27-7. Tampa then moved to the AZ41 before Cooper struck again; he caught a Winston pass deflected by DT Josh Mauro and returned it 60 yards for a TD. Arizona added another TD early in the 4th when Chris Johnson's 3-yard run capped a 65-yard drive and provided the game's final score.

Buccaneers	0	0	7	0	7
CARDINALS	0	24	9	7	40

Team	Qtr.	Time	Scoring Play	Drive	Score
CARDS	2	14:54	Fitzgerald 4-yard pass from Palmer (Catanzaro kick)	11-67, 5:13	0-7
CARDS	2	11:44	Catanzaro 22-yard FG	6-14, 2:21	0-10
CARDS	2	1:30	Floyd 1-yard pass from Palmer (Catanzaro kick)	8-68, 1:36	0-17
CARDS	2	0:20	JaBrown 51-yard pass from Palmer (Catanzaro kick)	4-74, 0:45	0-24
Bucs	3	10:01	Evans 19-yard pass from Winston (Aguayo kick)	11-75, 4:59	7-24
CARDS	3	7:56	Catanzaro 40-yard FG	5-53, 2:05	7-27
CARDS	3	5:03	Cooper 60-yard INT return (kick failed)	--	7-33
CARDS	4	12:11	CJohnson 3-yard run (Catanzaro kick)	8-65, 4:47	7-40

STATISTICS

	TB	AZ
First Downs	21	20
3 rd Down Eff. (Pct)	5-13 (38)	6-14 (43)
Total Plays	76	65
Avg. Gain	4.0	6.4
Rushes-Yards	21-85	29-101
Net Passing Yards	221	315
Total Net Yards	306	416
Passing (A-C-I)	52-27-4	35-19-0
Sacked by Opp.	3-22	1-4
Punts-Average	6-47.0	6-46.5
Fumbles-Lost	1-1	0-0
Penalties	5-39	3-30
Time of Possession	30:57	29:03

Weather: Indoor

RUSHING

Bucs: Rogers 2-29; Sims 9-24; Martin 7-23; Winston 3-9.
CARDS: CJohnson 16-54 TD; DJohnson 12-45; Ellington 1-2.

PASSING

Bucs: Winston 27-52, 243 yds, 1 TD, 4 INT.
CARDS: Palmer 18-31, 308 yds, 3 TD, 0 INT; Stanton 1-4, 11 yds, 0 TD, 0 INT.

RECEIVING

Bucs: Evans 6-70, TD; Humphries 6-67; Jackson 4-44; Brate 3-16; Sims 3-4; Shepard 2-16; Sefarian-Jenkins 2-14; Shorts 1-12.
CARDS: Fitzgerald 6-81, 1 TD; Fells 4-31; DJohnson 3-98; JaBrown 2-78, TD; Floyd 2-8, TD; JoBrown 1-14; Ellington 1-9.

INTERCEPTIONS

Bucs: None.
CARDS: Cooper 2-83, TD; Peterson 1-25; Swearingen 1-0.

Game 3
Bills 33, CARDINALS 18
September 25, 2016 – New Era Field (68,647)

In a week 3 road game against Buffalo, the Cardinals fell behind early and could never catch up. The Bills notched their first win of the year with the 33-18 victory while Arizona fell to 1-2.

After the teams exchanged punts on the game's first 4 series, Buffalo took over at its own 22. On the first play, QB Tyrod Taylor rushed 49 yards to the AZ29 setting up a 19-yard Dan Carpenter FG. Buffalo's next drive started near midfield and one play after a 24-yard completion to WR Robert Woods took it to the AZ24, LeSean McCoy ran 24 yards for a TD. Leading 10-0, the Bills took over at the AZ 39 following a 31-yard Brandon Tate return of a Drew Butler punt; Butler injured his ankle on the play and K Chandler Catanzaro had to handle punting duties the rest of the way. The Bills could not capitalize on that field position though, as Patrick Peterson's 1-handed INT while tip-toeing down the right sideline ended the threat. AZ couldn't stop Buffalo on its next drive that also began with a short field. After taking over at their own 48, the Bills went up 17-0 when McCoy's 5-yard TD run capped a 6-play, 52-yard scoring drive. To that point, the Cardinals offense had failed to pick up a first down on its first 6 possessions of the game. However AZ would trim the deficit to 17-7 late in the 2nd with a lengthy 17-play drive that consumed 9:34 and ended with David Johnson's 4-yard scoring run.

While AZ got the ball to start the 3rd, it was the Bills who got the first points when Taylor scrambled for a 20-yard TD on 3rd-n-4. Now trailing 23-7, the Cards advanced to the BUF7 but could not convert on 2nd-n-1 or 3rd-n-1. On the ensuing FG try, a high snap was ultimately recovered but Buffalo's Aaron Williams at the 47 and he raced 53 yards for a TD to make it 30-7 with 2:25 left in the 3rd. Forced to go no-huddle, the Cards quickly moved 83 yards in 6 plays and David Johnson's 22-yard TD run made it 30-16 after the 2-point try was unsuccessful. Catanzaro then hit a 60-yard FG - one yard shy of the club record - that made it a 14-point game with 10:36 remaining. Four plays into the next Bills drive, AZ let a golden opportunity slip through its hands when Tyrann Mathieu forced a Taylor fumble but could not gather the loose ball before it went out of bounds. Another Carpenter FG with just inside of 5 minutes to play made it 33-16 and while a late Arizona safety and long return on the free kick would make it interesting, the Cards would not seriously threaten.

CARDINALS	0	7	6	5	18
Bills	10	7	13	3	33

Team	Qtr.	Time	Scoring Play	Drive	Score
Bills	1	3:29	Carpenter 19-yard FG	7-77, 3:51	0-3
Bills	1	0:55	McCoy 24-yard run (Carpenter kick)	5-53, 1:30	0-10
Bills	2	10:25	McCoy 5-yard run (Carpenter kick)	6-52, 2:51	0-17
CARDS	2	1:05	DJohnson 4-yard run (Catanzaro kick)	17-84, 9:34	7-17
Bills	3	10:31	Taylor 20-yard run (Kick failed)	6-47, 2:49	7-23
Bills	3	2:25	A. Williams 53-yard fumble return (Carpenter kick)	--	7-30
CARDS	3	0:12	DJohnson 22-yard run (pass failed)	6-83, 2:13	13-30
CARDS	4	10:36	Catanzaro 60-yard FG	5-4, 2:19	16-30
Bills	4	4:48	Carpenter 45-yard FG	4-3, 1:42	16-33
CARDS	4	3:04	McCoy tackled in EZ for safety	--	18-33

STATISTICS

	AZ	BUF
First Downs	25	16
3 rd Down Eff. (Pct)	5-15 (33)	4-13 (31)
Total Plays	77	61
Avg. Gain	4.5	4.9
Rushes-Yards	22-88	32-208
Net Passing Yards	260	88
Total Net Yards	348	296
Passing (A-C-I)	50-26-4	25-14-1
Sacked by Opp.	5-27	4-31
Punts-Average	6-35.3	5-35.6
Fumbles-Lost	3-0	3-0
Penalties	8-50	9-75
Time of Possession	34:00	26:00

Weather: Sunny & clear; 64 degrees, 44% humidity, winds NNE 8 mph.

RUSHING

CARDS: DJohnson 19-83, 2 TD; CJohnson 2-5; Butler 1-0.

Bills: McCoy 17-110, 2 TD; Taylor 9-76, TD; Gillislee 3-20; JWilliams 3-2.

PASSING

CARDS: Palmer 26-50, 287 yds, 0 TD, 4 INT.
 Bills: Taylor 14-25, 119 yds, 0 TD, 1 INT.

RECEIVING

CARDS: Fitzgerald 7-60; JoBrown 6-70; Floyd 4-65; JaBrown 3-49; DJohnson 3-28; Fells 2-15.

Bills: Woods 6-51; Powell 3-28; McCoy 3-6; O'Leary 1-28; Goodwin 1-6.

INTERCEPTIONS

CARDS: Peterson 1-0.
 Bills: Gilmore 2-48; Graham 1-0; White 1-0.

Game 4
Rams 17, CARDINALS 13
October 2, 2016 – University of Phoenix Stadium (64,622)

In week 4, Arizona hosted the Rams for the first time since their move to Los Angeles. Like most match-ups between the clubs, it was a close, physical affair that came down to the wire. AZ led in most statistical categories (26-12 in 1st downs, 420-288 in total yards) but it was the Rams who made more pivotal plays and secured a win that upped their record to 3-1 and dropped the Cards to 1-3. WR John Brown led all receivers (10-144) and RB David Johnson had 124 scrimmage yards (83 rushing/41 receiving), becoming the 1st player in franchise history with 100+ in each of the season's 1st 4 games.

The scoring began when LA struck late in the 1st quarter. On 3rd-n-7 from his own 35, Rams QB Case Keenum threw a 13-yard pass to WR Brian Quick who broke a tackle and took it the rest of the way for a 65-yard TD. On Arizona's next series, a pair of Larry Fitzgerald receptions (22 yards) and Chris Johnson runs (26) along with a Rams personal foul took it to the LA13. Chris Johnson then ran it in from there but the TD was negated by a holding penalty. As a result, Chandler Catanzaro's 25-yard FG made it 7-3. On the next drive, a 23-yard reception by TE Lance Kendricks took it to the LA48 and on 3rd-n-12 from the LA46, Keenum found an open Kenny Britt on a 34-yarder to the AZ20. That led to a 29-yard Greg Zuerlein FG that extended the LA lead to 10-3. With 3:00 to go in the 1st half, the Cards had advanced to the LA33 but Palmer's deep pass was INT'd in the end zone by CB Trumaine Johnson. The Cards forced a 3-n-out on the subsequent Rams drive and regained possession at their own 20 with 1:48 left before intermission. Thanks largely to three John Brown receptions (15, 20, 18 yards) the Cards moved 80 yards in 8 plays and Palmer capped the drive with a 5-yard TD pass to WR Michael Floyd that tied the game at 10.

The Rams got the ball to start the 3rd quarter. After reaching the AZ43, Chandler Jones sacked Keenum forcing a fumble that he recovered himself. The Cards soon returned the favor. After they had reached the LA26, Palmer was sacked forcing a fumble recovered by the Rams at their own 31. Late in the 3rd, the Cards again marched deep into LA territory. The biggest play came on 3rd-n-3 from the AZ39 when Palmer lofted a 24-yard pass to WR JJ Nelson who tapped his toes at the LA37. A 24-yard David Johnson catch-n-run took it to the LA4 but AZ had to settle for another short Catanzaro FG that put the Cards up 13-10 on the last play of the 3rd quarter. Early in the 4th, the Rams went for it on 4th-n-5 at the AZ39 but turned it over on downs when Patrick Peterson knocked down a deep pass attempt. Three plays later though a David Johnson fumble turned it back over to the Rams at their own 41. LA would punt it back to the Cards but on 3rd-n-6 at the AZ39, Palmer was sacked and suffered a head injury that would sideline him for the rest of the day. Adding insult to the injury, Tavon Austin returned the ensuing punt 47 yards to the 34 and a tacked-on facemask penalty took it to the AZ19 with 5:09 left. Five plays later, Keenum's 4-yard TD pass to Quick made it 17-13 with 2:36 left. Drew Stanton came on to replace Palmer but on his 6th play was INT'd by S Mark Barron. After a 3-n-out and 3 AZ timeouts, the Cards took over at their own 31 with 1:01 left but they could not advance further than the LA37.

Rams	7	3	0	7	17
CARDINALS	0	10	3	0	13

Team	Qtr.	Time	Scoring Play	Drive	Score
Rams	1	1:59	Quick 65-yard pass from Keenum (Zuerlein kick)	6-90, 3:28	7-0
CARDS	2	12:18	Catanzaro 25-yard FG	12-68, 4:40	7-3
Rams	2	8:42	Zuerlein 29-yard FG	8-64, 3:37	10-3
CARDS	2	0:24	Floyd 5-yard pass from Palmer (Catanzaro kick)	8-80, 1:24	10-10
CARDS	3	0:00	Catanzaro 21-yard FG	12-72, 2:33	10-13
Rams	4	2:36	Quick 4-yard pass from Keenum (Catanzaro kick)	5-19, 2:33	17-13

STATISTICS

	LA	AZ
First Downs	12	26
3 rd Down Eff. (Pct)	6-14 (43)	6-13 (46)
Total Plays	55	75
Avg. Gain	5.2	5.6
Rushes-Yards	23-41	25-118
Net Passing Yards	247	302
Total Net Yards	288	420
Passing (A-C-I)	30-18-0	47-27-3
Sacked by Opp.	32-19	3-23
Punts-Average	6-46.2	4-42.3
Fumbles-Lost	1-1	2-2
Penalties	9-84	6-45
Time of Possession	27:51	32:09

Weather: Indoor

RUSHING

Rams: Gurley 19-33; Keenum 3-14; Austin 1-(6).

CARDS: DJohnson 17-83; CJohnson 6-34; Fitzgerald 1-1; Ellington 1-0.

PASSING

Rams: Keenum 18-30, 266, 2 TD, 0 INT.
 Cards: Palmer 23-36, 288 yds, 1 TD, 1 INT;
 Stanton 4-11, 37 yds, 0 TD, 2 INT.

RECEIVING

Rams: Kendricks 5-52; Gurley 5-49; Britt 4-82; Quick 2-69, 2TD; Austin 2-14;

CARDS: JoBrown 10-144; Fitzgerald 5-62; DJohnson 4-41; Floyd 3-36, TD; Fells 2-7; Nelson 1-24; JaBrown 1-7; Ellington 1-4.

INTERCEPTIONS

Rams: Barron 1-1; TJohnson 1-0; McDonald 1-0.
 Cards: None.

Game 5
CARDINALS 33, 49ers 21
October 6, 2016 – Levi's Stadium (70,178)

This Thursday night tilt in San Fran was a match-up of 1-3 teams desperate for a win. The Cardinals were on the road with just three days of preparation and without starting QB Carson Palmer who suffered a concussion the previous Sunday. But Arizona came through with a series of game-changing plays and again relied heavily on the combination of 13th-year WR Larry Fitzgerald and 2nd-year RB David Johnson. Those two combined for 266 of AZ's 296 yards from scrimmage and scored all 4 Cardinals TDs. Defensively, AZ sacked 49ers QB Blaine Gabbert 7 times – 2 each for DT Calais Campbell & LB Markus Golden - and also came up with 3 key takeaways. Cards back-up QB Drew Stanton delivered a mistake-free, 2-TD game and was sacked just once. All of it added up to a 33-21 Cardinals victory.

While the teams would ultimately combine to score 54, points were hard to come by early as the game's first 9 possessions ended in punts. San Fran got on the scoreboard late in the 2nd quarter thanks to a 10-play, 87-yard TD drive that ended with a 9-yard Gabbert TD pass to WR Jeremy Kerley; it was the 4th connection between the two on the drive. San Fran held onto that 7-0 at the 2:00 warning and faced a 3rd-n-10 at its own 24. But Cards LB Chandler Jones then batted Gabbert's pass in the air and Campbell snatched it for an INT that gave AZ the ball at the SF21. On the very next snap, Stanton and Fitzgerald hooked up on a 21-yard TD pass that tied the game going into intermission.

On the opening kickoff of the 2nd half, TE Ifeanyi Momah delivered an impressive and athletic play on kick coverage when he forced and recovered a fumble by Niners KR Chris Davis setting AZ up at the SF14. It appeared AZ would have to settle for a FG but a running-into-the-kicker penalty gave the Cards a fresh set of downs. They quickly took advantage on the next snap when Johnson ran it in from 4 yards out to give AZ a 14-7 lead. After a San Fran 3-n-out, the Cards moved 71 yards in 6 plays and went up 21-7 midway through the 3rd on a 21-yard Stanton pass to Fitzgerald. San Fran responded with its own lengthy drive, an 11-play, 82-yarder that ended with Carlos Hyde's 1-yard TD run. Down just 7, the 49ers soon got the ball back but on the 1st play of the 4th quarter, CB Marcus Cooper recorded his 3rd INT in 4 games and returned it to the SF24. That led to a 36-yard Catanzaro FG that again made it a two-score game. Another 3-n-out by the Niners was followed by a long AZ drive that consumed nearly half of the 4th quarter. On it the Cards passed once - a 21-yard catch-n-run by Johnson - and rushed 11 times including Johnson's 2-yard TD plunge that made it 31-14. The Niners added a late TD on a 1-yard Gabbert run but the Cards added the game's final points with 1:17 left when Campbell sacked Gabbert in the end zone for a safety.

CARDINALS	0	7	14	12	33
49ers	0	7	7	7	21

Team	Qtr.	Time	Scoring Play	Drive	Score
49ers	2	4:12	Kerley 9-yard pass from Gabbert (Dawson kick)	10-87, 4:46	0-7
CARDS	2	1:40	Fitzgerald 21-yard pass from Stanton (Catanzaro kick)	1-21, 0:06	7-7
CARDS	3	12:45	DJohnson 4-yard run (Catanzaro kick)	4-14, 2:10	14-7
CARDS	3	7:35	Fitzgerald 29-yard pass from Stanton (Catanzaro kick)	6-71, 3:19	21-7
49ers	3	1:54	Hyde 1-yard run (Dawson kick)	11-82, 5:51	21-14
CARDS	4	13:39	Catanzaro 36-yard FG	4-6, 1:16	24-14
CARDS	4	4:44	DJohnson 2-yard run (Catanzaro kick)	12-76, 7:12	31-14
49ers	4	1:52	Gabbert 1-yard run (Dawson kick)	13-75, 2:52	31-21
CARDS	4	1:17	Gabbert sacked in EZ by Campbell for safety	--	33-21

STATISTICS

	AZ	SF
First Downs	17	25
3 rd Down Eff. (Pct)	5-16 (31)	4-14 (29)
Total Plays	66	74
Avg. Gain	4.4	3.9
Rushes-Yards	37-172	36-151
Net Passing Yards	116	135
Total Net Yards	288	286
Passing (A-C-I)	28-11-0	31-18-2
Sacked by Opp.	1-8	7-27
Punts-Average	9-42.4	7-49.9
Fumbles-Lost	2-0	2-1
Penalties	7-50	4-34
Time of Possession	31:44	28:16

Weather: Clear; 75 degrees, 34% humidity, winds WNW 16 mph.

RUSHING

CARDS: DJohnson 27-157, 2 TD; Ellington 6-19; Taylor 2(-2); Stanton 2(-2).
 49ers: Hyde 22-78, TD; Gabbert 10-70, TD; Davis 2-4; Draughn 2(-1).

PASSING

CARDS: Stanton 11-28, 124 yds, 2 TD, 0 INT.
 49ers: Gabbert 18-31, 162 yds, 1 TD, 2 INT.

RECEIVING

CARDS: Fitzgerald 6-81, 2 TD; DJohnson 3-28; JoBrown 1-11; Gresham 1-4.
 49ers: Kerley 8-102; Hyde 6-36; Patton 2-16; Celek 1-4; Bell 1-4.

INTERCEPTIONS

CARDS: Cooper 1-12; Campbell 1-1..
 49ers: None.

Game 6
CARDINALS 28, Jets 3
October 17, 2016 – University of Phoenix Stadium (64,709)

In a Monday night home game against the Jets and former coordinator Todd Bowles, the Cards controlled the game from beginning to end. NY entered the night with the NFL's #2 ranked run defense, allowing just 68.4 rushing yards/game and had surrendered just 1 rushing TD in 5 games. But despite starting 2 back-up guards, the Cards offense was committed to the run and RB David Johnson rushed for 111 yards and 3 TDs. Overall, AZ enjoyed a 171-33 edge in rushing yards and did not give up a sack or commit a turnover. The defense surrendered just 230 total yards while recording a pair of takeaways and limiting the Jets to 2 for 13 on third down. It all added up to a decisive 25-point win that evened Arizona's record at 3-3 and gave the Cards their first win since 1975 over the Jets, who fell to 1-5 after dropping their 4th straight.

The Cards opened the scoring on their 2nd offensive possession of the game. On the first play after taking over at their own 42 following a Jets punt, Johnson patiently picked his way past several tackles at the line of scrimmage and exploded for a 58-yard TD jaunt down the left sideline. His run gave AZ its first points in the 1st quarter in 2016. The Jets trimmed it to 7-3 early in the 2nd quarter when Nick Folk's 39-yard FG capped a 7-play, 50-yard drive. On the ensuing drive, AZ moved 75 yards in 11 plays and punctuated it with a 2-yard Johnson TD run. The Cards took that 14-3 lead into the halftime locker room.

After the Jets opened the 3rd quarter with a 3-n-out, AZ took over at its own 32. The Cards would chew more than half of the 3rd quarter off the clock with a 14-play drive that ended with Johnson's 3rd rushing TD of the game, this one from 2 yards out. Down 21-3, the Jets moved deep into AZ territory on their next possession but on 3rd-n-7 from the AZ14, safety DJ Swearinger INT'd a Ryan Fitzpatrick pass in the end zone to kill the threat. For the 2nd straight possession, the Cards would launch a 14-play drive, this time moving 89 yards thanks in large part to four John Brown receptions that gained 47 yards. It ultimately ended when Carson Palmer and WR Michael Floyd connected on a 9-yard TD pass. Fitzpatrick was then pulled in favor of Geno Smith for what would be NY's final possession of the game. It ended when safety Tyrann Mathieu intercepted Smith to cap the complete team win.

Palmer returned to action after missing the previous game (concussion) and completed 23 of 34 passes for 213 yards; he had a TD but no INTs and was not sacked. Larry Fitzgerald was again the game's leading receiver with 6 catches for 49 yards. Referee Jerome Boger and his crew also played a prominent role in the game, marching off 19 total penalties for 147 yards.

Jets	0	3	0	0	3
CARDINALS	7	7	7	7	28

Team	Qtr.	Time	Scoring Play	Drive	Score
CARDS	1	9:51	DJohnson 58-yard run (Catanzaro kick)	1-58, 0:12	0-7
Jets	2	12:06	Folk 39-yard FG	7-50, 3:11	3-7
CARDS	2	6:43	DJohnson 2-yard run (Catanzaro kick)	11-75, 5:23	3-14
CARDS	3	5:24	DJohnson 2-yard run (Catanzaro kick)	14-68, 7:37	3-21
CARDS	4	8:20	Floyd 9-yard pass from Palmer (Catanzaro kick)	14-89, 7:26	3-28

STATISTICS

	NYJ	AZ
First Downs	11	28
3 rd Down Eff. (Pct)	2-13 (15)	6-11 (55)
Total Plays	52	70
Avg. Gain	4.4	5.7
Rushes-Yards	14-33	35-171
Net Passing Yards	197	225
Total Net Yards	230	396
Passing (A-C-I)	37-20-2	35-24-0
Sacked by Opp.	1-8	0-0
Punts-Average	7-42.1	5-40.0
Fumbles-Lost	1-0	3-0
Penalties	10-83	9-64
Time of Possession	23:58	36:02

Weather: Indoors

RUSHING

Jets: Forte 9-19; Powell 3-10; Fitzpatrick 1-2; GSmith 1-2.
 CARDS: DJohnson 22-111, 3 TD; Ellington 5-25; Nelson 2-23; Taylor 2-14; Palmer 3(-1); Stanton 1(-1).

PASSING

Jets: Fitzpatrick 16-31, 174, 0 TD, 1 INT; GSmith 4-6, 31 yds, 0 TD, 1 INT.
 CARDS: Palmer 23-24, 213 yds, 1 TD, 0 INT; Stanton 1-1, 12 yds, 0 TD, 0 INT.

RECEIVING

Jets: Peake 5-43; Anderson 4-24; BMarshall 3-70; Enuwa 3-42; Powell 3-12; JMarshall 1-11; Forte 1-3.
 CARDS: Fitzgerald 6-49; JoBrown 5-54; JaBrown 4-35; DJohnson 3-27; Floyd 2-22, TD; Nelson 2-16; Gresham 1-14; Fells 1-8.

INTERCEPTIONS

Jets: None
 CARDS: Swearinger 1-13; Mathieu 1-4.

Game 7
CARDINALS 6, Seahawks 6 (OT)
October 23, 2016 – University of Phoenix Stadium (65,089)

The Cards hosted Seattle in a pivotal week 7 showdown on Sunday Night Football. A Seahawks win would give them a 5-1 record and commanding lead atop the NFC West. An AZ win would pull the Cards to within half a game of the division lead approaching the season's midway point. But in one of the most unusual and unbelievable games in recent memory, the teams would leave University of Phoenix Stadium with neither a victory nor defeat. They fought to a 3-3 tie through 4 quarters before each squad hit a FG on its opening possession of overtime. Improbably, though, the teams would trade misses on short game-winning FG tries to close the extra period and the contest ended in a rare 6-6 tie. It was the first tie in Seahawks history and Arizona's first since 1986.

By nearly every statistical measure, the Cardinals dominated the game. They ran 90 offensive plays to Seattle's 57, owned a huge time of possession advantage (46:21-28:39) and against the league's #1 defense had a 443-257 edge in total yards. RB David Johnson carried much of the offensive load with 113 rushing yards and 58 receiving. Defensively, Arizona was completely dominant. AZ forced punts on the 1st nine Seattle possessions and didn't allow Seattle to cross midfield until a 4th quarter blocked punt set them up at the 22. But the Cardinals could not capitalize and let multiple opportunities for points slip away. The first of those came early in the 2nd quarter when they reached the SEA21 but Chandler Catanzaro's 39-yard FG try was blocked by LB Bobby Wagner who leapt over the long snapper. It was initially penalized but the flag was picked up by referee Terry McAulay. A 46-yard Catanzaro FG on the next AZ possession would put the Cards up 3-0. They had a chance to add to the lead right before the half after reaching the SEA25 but a Seattle sack resulted in the half expiring before the Cards could try a FG.

On their opening drive of the 3rd quarter, the Cards advanced to the SEA18 and opted to go for it on 4th-n-1 but Johnson was stopped for no gain. As the Arizona D continued to shut down the Seahawks dangerous offense, the Cards clung to that 3-0 lead late into the game. But with 4:44 to go and the Cards stalled at their own 38, Seattle's Tanner McEvoy blocked Ryan Quigley's punt and the Seahawks took over at the AZ22. The Cards D forced them to settle for a 40-yard Steven Hauschka FG that tied it with 4:00 remaining. Each team would get the ball back one more time in regulation but neither could get into scoring position and the game went to overtime.

The Cards won the toss and got the ball first. They would move to the 27 but couldn't convert on a 3rd-n-5 from there and Catanzaro's 45-yard FG made it 6-3. The Seahawks had a chance to respond and did. After moving 57 yards in 9 plays to the AZ18, Hauschka's 36-yarder tied it at 6-6. The next score by either team would win it and it looked that would be AZ. A 27-yard completion to TE Ifeanyi Momah took it to the SEA48 and then on 3rd-n-7 from the 45, JJ Nelson's catch-n-run took it to the 5. A Johnson sweep appeared to score but was marked out at the 1. After a delay of game penalty, Catanzaro was sent out for a 24-yard game-winner but his try hit the left upright. Seattle then took over at its own 20 with 3:19 left. A deep pass to Jermaine Kearse gained 31 yards to the AZ43 and two plays later, a 27-yard completion to Doug Baldwin took it to the 9. It appeared Seattle would escape with the victory but Hauschka's 28-yard FG try with just seconds remaining was wide left and the game ended deadlocked at 6.

Seahawks	0	0	0	3	3	6
CARDINALS	0	3	0	0	3	6

Team	Qtr.	Time	Scoring Play	Drive	Score
CARDS	2	3:11	Catanzaro 46-yard FG	15-53, 8:24	0-3
Seahawks	4	4:00	Hauschka 40-yard FG	4-0, 0:33	3-3
CARDS	OT	11:23	Catanzaro 45-yard FG	9-48, 3:37	3-6
Seahawks	OT	6:42	Hauschka 36-yard FG	9-57, 4:41	6-6

STATISTICS

	SEA	AZ
First Downs	11	23
3 rd Down Eff. (Pct)	3-14 (21)	10-21 (48)
Total Plays	57	90
Avg. Gain	4.5	4.9
Rushes-Yards	19-52	37-132
Net Passing Yards	205	311
Total Net Yards	257	443
Passing (A-C-I)	37-24-0	49-29-0
Sacked by Opp.	1-20	4-31
Punts-Average	9-46.0	7-32.7
Fumbles-Lost	2-0	1-0
Penalties	10-90	6-45
Time of Possession	28:39	46:21

Weather: Indoors

RUSHING

Seahawks: Michael 16-52; Collins 1-2;
 Prosise 1-0; Wilson 1-(-2).
 CARDS: DJohnson 33-113; Palmer 1-8;
 Ellington 2-7; Nelson 1-4.

PASSING

Seahawks: Wilson 24-37, 225 yds, 0 TD, 0 INT.
 CARDS: Palmer 29-49, 342 yds, 0 TD, 0 INT.

RECEIVING

Seahawks: Baldwin 6-69; Graham 5-53;
 Kerse 3-51; Michael 3-3; Prosise 2-17;
 Lockett 2-13; Richardson 1-10; McEvoy 1-10;
 Wilson 1-(-1).
 CARDS: Fitzgerald 9-70; DJohnson 8-58;
 Floyd 5-65; Nelson 3-84; Momah 2-50;
 Gresham 2-15.

INTERCEPTIONS

Seahawks: None
 CARDS: None

Arizona Cardinals / Week 7 / Through Sunday, October 23, 2016 / Regular Season

Won 3, Lost 3, Tied 1

9/11/2016	L	21- 23	New England Patriots
9/18/2016	W	40- 7	Tampa Bay Buccaneers
9/25/2016	L	18- 33	at Buffalo Bills
10/2/2016	L	13- 17	Los Angeles Rams
10/6/2016	W	33- 21	at San Francisco 49ers
10/17/2016	W	28- 3	New York Jets
10/23/2016	T	6- 6	Seattle Seahawks

Total First Downs		160	115
Rushing		47	40
Passing		97	67
Penalty		16	8
3rd Down: Made/Att	44/102	34/97	
3rd Down Pct.	43.1%	35.1%	
4th Down: Made/Att	0/2	2/5	
4th Down Pct.	0.0%	40.0%	
Possession Avg.	32:28	27:32	
Total Net Yards	2655	2027	
Avg. Per Game	379.3	289.6	
Total Plays	502	441	
Avg. Per Play	5.3	4.6	
Net Yards Rushing	878	676	
Avg. Per Game	125.4	96.6	
Total Rushes	205	176	
Net Yards Passing	1777	1351	
Avg. Per Game	253.9	193.0	
Sacked/Yards Lost	17/112	20/133	
Gross Yards	1889	1484	
Attempts/Completions	280/159	245/145	
Completion Pct.	56.8%	59.2%	
Had Intercepted	7	9	
Punts/Average	42/39.3	42/44.9	
Net Punting Avg.	34.9	41.7	
Penalties/Yards	45/342	55/474	
Fumbles/Ball Lost	12/3	13/5	
Touchdowns	19	12	
Rushing		9	6
Passing		9	5
Returns		1	1

Score By Periods	Q1	Q2	Q3	Q4	OT	Pts
Team	7	65	46	38	3	159
Opponents	27	20	34	26	3	110

Scoring	TD	Ru	Pa	Rt	PAT	FG	2Pt	Pts
D.Johnson	8	8	0	0	0/0	0/0	0	48
C.Catanzaro	0	0	0	0	017/188	0/11	0	41
L.Fitzgerald	5	0	5	0	0/0	0/0	0	30
M.Floyd	3	0	3	0	0/0	0/0	0	18
M.Cooper	1	0	0	1	0/0	0/0	0	6
J.Brown	1	0	1	0	0/0	0/0	0	6
C.Johnson	1	1	0	0	0/0	0/0	0	6
C.Campbell	0	0	0	0	0/0	0/0	0	2
C.Peters	0	0	0	0	0/0	0/0	0	2
Team	19	9	9	117/188/11	0	159		
Opponents	12	6	5	111/129/11	0	110		

2-Pt. Conversions: Team 0/ 1, Opponents: 0/ 0
 Sacks: M.Golden 6.0, C.Jones 5.0, K.Minter 2.5, C.Campbell 2.0, A.Okafor 1.5, T.Jefferson 1.0, D.Swearinger 1.0 **Team: 19.0, Opponents: 17.0**

Rushing	No.	Yds	Avg	Long	TD
D.Johnson	146	681	4.7	58t	8
C.Johnson	25	95	3.8	18	1
A.Ellington	15	53	3.5	13	0
J.Nelson	3	27	9.0	14	0
S.Taylor	4	12	3.0	12	0
C.Palmer	6	8	1.3	8	0
L.Fitzgerald	2	5	2.5	4	0
D.Butler	1	0	0.0	0	0
D.Stanton	3	-3	-1.0	-1	0
Team	205	878	4.3	58t	9
Opponents	176	676	3.8	49	6

Receiving	No.	Yds	Avg	Long	TD
L.Fitzgerald	46	480	10.4	29t	5
D.Johnson	28	323	11.5	58	0
J.Brown	24	301	12.5	29	0
M.Floyd	19	257	13.5	39	3
Ja.Brown	11	187	17.0	51t	1
D.Fells	9	61	6.8	11	0
J.Gresham	8	74	9.3	15	0
J.Nelson	7	135	19.3	40	0
A.Ellington	4	21	5.3	12	0
I.Momah	2	50	25.0	27	0
T.Niklas	1	0	0.0	0	0
B.Golden	0	0	0	0	0
C.Johnson	0	0	0	0	0
H.Valles	0	0	0	0	0
Team	159	1889	11.9	58	9
Opponents	145	1484	10.2	65t	5

Interceptions	No.	Yds	Avg	Long	TD
M.Cooper	3	95	31.7	60t	1
P.Peterson	2	25	12.5	25	0
D.Swearinger	2	12	6.0	12	0
T.Mathieu	1	4	4.0	4	0
C.Campbell	1	1	1.0	1	0
Team	9	137	15.2	60t	1
Opponents	7	49	7.0	34	0

Punting	No	Yds	Avg	Net	TB	In	Lg	B
R.Quigley	24	980	40.8	35.7	2	12	55	1
D.Butler	15	605	40.3	33.7	0	6	50	0
C.Catanzaro	2	66	33.0	33.0	0	0	47	0
Team	42	1651	39.3	34.9	2	18	55	1
Opponents	42	1884	44.9	41.7	1	11	59	0

Punt Returns	Ret	FC	Yds	Avg	Long	TD
J.Brown	11	10	70	6.4	19	0
B.Golden	5	0	20	4.0	8	0
P.Peterson	3	3	22	7.3	13	0
Team	19	13	112	5.9	19	0
Opponents	14	16	147	10.5	47	0

Kickoff Returns	No.	Yds	Avg	Long	TD
A.Ellington	8	134	16.8	25	0
J.Nelson	2	53	26.5	39	0
J.Brown	1	51	51.0	51	0
P.Peterson	0	0	0	0	0
Team	11	238	21.6	51	0
Opponents	10	191	19.1	36	0

Field Goals	1-19	20-29	30-39	40-49	50+
C.Catanzaro	0/0	3/4	1/2	3/4	1/1
Team	0/0	3/4	1/2	3/4	1/1
Opponents	1/1	1/2	3/3	3/4	1/1

Fumbles Lost: C.Palmer 1, D.Butler 1, D.Johnson 1 **Total: 3**
 Opponent Fumble Recoveries: C.Campbell 1, C.Jones 1, Ch.Jones 1, I.Momah 1, T.Jefferson 1 **Total: 5**

Passing	Att	Cmp	Yds	Cmp%	Yds/Att	TD	TD%	Int	Int%	Long	Sack	Lost	Rating
C.Palmer	236	142	1705	60.2%	7.2	7	3.0%	5	2.1%	58	16/	104	83.4
D.Stanton	44	17	184	38.6%	4.2	2	4.5%	29t	2.4%	29t	1/	8	47.9
Team	280	159	1889	56.8%	6.7	9	3.2%	7.2	2.5%	58	17/	112	77.8
Opponents	245	145	1484	59.2%	6.1	5	2.0%	9	3.7%	65t	20/	133	68.1



ARIZONA CARDINALS 2016 DEFENSIVE STATISTICS

(BASED ON COACHES FILM REVIEW)

Name	TT	UT	AT	TFL	Sacks/Yds	INT	PD	FF	FR	QB		SPECIAL TEAMS					
										PRS	HITS	TT	UT	AT	FF	FR	BP/K
Deone Bucannon	56	39	17	2	-	-	2	-	-	2	2	2	2	-	-	-	-
Tony Jefferson	50	42	8	8	1/7	-	1	1	1	-	3	2	2	-	-	-	-
Kevin Minter	44	33	11	7	2.5/18	-	-	-	-	6	1	-	-	-	-	-	-
Markus Golden	34	23	11	8	6/45.5	-	1	2	-	9	9	-	-	-	-	-	-
Marcus Cooper	29	23	6	1	-	3	6	-	-	-	-	-	-	-	-	-	-
Tyrann Mathieu	27	25	2	2	-	1	2	1	-	-	-	-	-	-	-	-	-
Chandler Jones	27	21	6	7	5/42	-	1	2	2	8	13	-	-	-	-	-	-
Calais Campbell	24	19	5	8	2/5	1	4	-	1	7	7	-	-	-	-	-	-
Tyvon Branch	22	20	2	1	-	-	2	-	-	-	1	1	1	-	-	-	-
D.J. Swearinger	19	16	3	-	1/0	2	5	-	-	-	-	2	2	-	-	-	-
Patrick Peterson	16	12	4	-	-	2	4	-	-	-	-	-	-	-	-	-	-
Josh Mauro	10	9	1	3	-	-	1	-	-	2	1	-	-	-	-	-	-
Corey Peters	10	8	2	2	-	-	-	-	-	7	2	-	-	-	-	-	-
Alex Okafor	9	6	3	1	1.5/12.5	-	-	1	-	2	5	2	2	-	-	-	-
Frostee Rucker	8	3	5	1	-	-	1	1	-	2	1	-	-	-	-	-	-
Rodney Gunter	6	4	2	-	-	-	-	-	-	3	-	-	-	-	-	-	-
Brandon Williams	5	3	2	-	-	-	1	-	-	-	-	1	1	-	-	-	-
Ed Stinson	4	4	-	-	-	-	-	-	-	1	1	-	-	-	-	-	-
Tharold Simon	4	4	-	-	-	-	-	-	-	-	-	-	-	-	-	-	-
Xavier Williams	4	2	2	-	-	-	-	-	-	-	1	-	-	-	-	-	-
Gabe Martin	3	1	2	-	-	-	-	-	-	-	-	1	1	-	-	-	-
Robert Nkemdiche	1	1	-	-	-	-	1	-	-	-	1	-	-	-	-	-	-
Justin Bethel	-	-	-	-	-	-	-	-	-	-	-	6	6	-	-	-	-
Ifeanyi Momah	-	-	-	-	-	-	-	-	-	-	-	4	4	-	1	1	-
Kareem Martin	-	-	-	-	-	-	-	-	-	-	-	2	2	-	1	-	-
Ryan Quigley	-	-	-	-	-	-	-	-	-	-	-	1	1	-	-	-	-
Jaron Brown	-	-	-	-	-	-	-	-	-	-	-	1	1	-	-	-	-
Alani Fua	-	-	-	-	-	-	-	-	-	-	-	1	-	1	-	-	-
Drew Butler	-	-	-	-	-	-	-	-	-	-	-	1	-	1	-	-	-
Troy Niklas	-	-	-	-	-	-	-	-	-	-	-	1	1	-	-	-	-

Miscellaneous:

Marcus Cooper: 60-yard interception return for a TD vs. Tampa Bay, September 18

Corey Peters: Tackled RB LeSean McCoy in end zone for a safety @ Buffalo, September 25

Calais Campbell: Tackled QB Blaine Gabbert in end zone for a safety @ San Francisco, October 6

2016 CARDINALS REGULAR SEASON GAME-BY-GAME OFFENSIVE STATS

	9/11 vs. NE	9/18 vs. TB	9/25 @ Buf	10/2 vs. LA	10/6 @ SF	10/17 vs. NYJ	10/23 vs. Sea	10/30 @ Car	11/13 vs. SF	11/20 @ Min	11/27 @ Atl	12/4 vs. Was	12/11 @ Mia	12/18 vs. NO	12/24 @ Sea	1/3 vs. LA	Totals
First Downs	21	20	25	26	17	28	23										160
Rushing	6	4	5	6	10	10	6										47
Passing	14	15	17	17	6	14	14										97
Penalty	1	1	3	3	1	4	3										16
Third Downs	12	14	15	13	16	11	21										102
Converted	6	6	5	6	5	6	10										44
Efficiency	50%	43%	33%	46%	31%	55%	48%										43.1%
Fourth Downs	0	0	1	0	0	0	1										2
Converted	0	0	0	0	0	0	0										0
Efficiency	0%	0%	0%	0%	0%	0%	0%										0%
Total Net Yards	344	416	348	420	288	396	443										2655
Plays	59	65	77	75	66	70	90										502
Avg./Play	5.8	6.4	4.5	5.6	4.4	5.7	4.9										5.3
Net Yards Rushing	92	105	88	118	172	171	132										878
Attempts	19	30	22	25	37	35	37										205
Avg./Rush	4.8	3.5	4.0	4.7	4.6	4.9	3.6										4.3
Touchdowns	1	1	2	0	2	3	0										9
Net Yards Passing	252	311	260	302	116	225	311										1777
Sacks	3	1	5	3	1	0	4										17
Yards Lost	19	4	27	23	8	0	31										112
Gross Yards	271	315	287	325	124	225	342										1889
Attempts	37	34	50	47	28	35	49										280
Completions	24	18	26	27	11	24	29										159
Pct.	64.9%	52.9%	52.0%	57.4%	39.3%	68.6%	59.2%										56.8%
Touchdowns	2	3	0	1	2	1	0										9
Interceptions	0	0	4	3	0	0	0										7
Yards Per Attempt	6.3	8.9	4.7	6.0	4.0	6.4	5.9										6.0
Kickoffs-EZ-TB	4-4-3	8-8-7	4-2-1	4-4-3	6-5-4	5-5-5	3-2-1										34-30-24
Punting	5	6	6	4	9	5	7										42
Average	36.0	46.5	35.3	42.3	42.4	40.0	32.7										39.3
Net Average	32.4	39.3	28.8	25.5	42.4	40.0	29.9										34.9
Had Blocked	0	0	0	0	0	0	1										1
FG-PAT Had Blocked	0-0	0-0	0-0	0-0	0-0	0-0	1-0										1-0
Penalties/Yards	6-58	3-30	8-50	6-45	7-50	9-64	6-45										45-342
Fumbles/Lost	1-0	0-0	3-1	2-2	2-0	3-0	1-0										12-3
Touchdowns	3	5	2	1	4	4	0										19
Rushing	1	1	2	0	2	3	0										9
Passing	2	3	0	1	2	1	0										9
Returns	0	1	0	0	0	0	0										1
PAT/ 2-Point Made/Att.	3-3	4-5	1-2	1-1	4-4	4-4	0-0										17-19
Kicking Made/Att.	3-3	4-5	1-1	1-1	4-4	4-4	0-0										17-18
2-pt Rushing Made/Att.	0-0	0-0	0-0	0-0	0-0	0-0	0-0										0-0
2-pt Passing Made/Att.	0-0	0-0	0-1	0-0	0-0	0-0	0-0										0-1
Field Goals Made/Att.	0-1	2-2	1-1	2-2	1-1	0-0	2-4										8-11
Safeties Awarded	0	0	1	0	1	0	0										2
Points Scored	21	40	18	13	33	28	6										159
Time Of Possession	26:01	29:03	34:00	32:09	31:44	36:02	46:21										32:28

2016 CARDINALS REGULAR SEASON GAME-BY-GAME DEFENSIVE STATS

	9/11 vs. NE	9/18 vs. TB	9/25 @ Buf	10/2 vs. LA	10/6 @ SF	10/17 vs. NYJ	10/23 vs. Sea	10/30 @ Car	11/13 vs. SF	11/20 @ Min	11/27 @ Atl	12/4 vs. Was	12/11 @ Mia	12/18 vs. NO	12/24 @ Sea	1/3 vs. LA	Totals
First Downs	19	21	16	12	25	11	11										115
Rushing	7	5	11	1	10	2	4										40
Passing	11	14	5	10	12	8	7										67
Penalty	1	2	0	1	3	1	0										8
Third Downs	16	13	13	14	14	13	14										97
Converted	10	5	4	6	4	2	3										34
Efficiency	63.0%	38%	31%	43%	29%	15%	21%										35.1%
Fourth Downs	0	1	0	1	1	2	0										5
Converted	0	0	0	0	1	1	0										2
Efficiency	0%	0%	0%	0%	100%	50%	0%										40.0%
Total Net Yards	363	306	296	288	286	230	257										2027
Plays	66	76	61	55	74	52	57										441
Avg./Play	5.5	4.0	4.9	5.2	3.9	4.4	4.5										4.6
Net Yards Rushing	106	85	208	41	151	33	52										676
Attempts	31	21	32	23	36	14	19										176
Avg./Rush	3.4	4.0	6.5	1.8	4.2	2.4	2.7										3.8
Touchdowns	1	0	3	0	2	0	0										6
Net Yards Passing	257	221	88	247	135	197	205										1351
Sacks	2	3	4	2	7	1	1										20
Yards Lost	7	22	31	19	27	8	20										133
Gross Yards	264	243	119	266	162	205	225										1484
Attempts	33	52	25	30	31	37	37										245
Completions	24	27	14	18	18	20	24										145
Pct.	72.7%	51.9%	56.0%	60.0%	58.1%	54.1%	64.9%										59.2%
Touchdowns	1	1	0	2	1	0	0										5
Interceptions	0	4	1	0	2	2	0										9
Yards Per Attempt	7.3	4.0	3.0	7.7	3.6	5.2	5.4										5.1
Kickoffs-EZ-TB	6-4-2	2-2-2	8-6-5	4-3-2	5-1-1	2-2-2	4-4-4										31-22-18
Punting	2	6	5	6	7	7	9										42
Average	44.5	47.0	35.6	46.2	49.9	42.1	46.0										44.9
Net Average	40.5	42.5	33.2	42.3	46.3	41.6	42.3										41.7
Had Blocked	0	0	0	0	0	0	0										0
FG-PAT Had Blocked	0-0	0-0	0-0	0-0	0-0	0-0	0-0										0-0
Penalties/Yards	8-69	5-39	9-75	9-84	4-34	10-83	10-90										55-474
Fumbles/Lost	3-2	1-1	3-0	1-1	2-1	1-0	2-0										13-5
Touchdowns	2	1	4	2	3	0	0										12
Rushing	1	0	3	0	2	0	0										6
Passing	1	1	0	2	1	0	0										5
Returns	0	0	1	0	0	0	0										1
<u>PAT/ 2-Point Made/Att.</u>	2-2	1-1	3-4	2-2	3-3	0-0	0-0										11-12
Kicking Made/Att.	2-2	1-1	3-4	2-2	3-3	0-0	0-0										11-12
2-pt Rushing Made/Att.	0-0	0-0	0-0	0-0	0-0	0-0	0-0										0-0
2-pt Passing Made/Att.	0-0	0-0	0-0	0-0	0-0	0-0	0-0										0-0
Field Goals Made/Att.	3-3	0-1	2-2	1-1	0-0	1-1	2-3										9-11
Safeties Allowed	0	0	0	0	0	0	0										0
Points Allowed	23	7	33	17	21	3	6										110
Time Of Possession	33:59	30:57	26:00	27:51	28:16	23:58	28:39										27:32



REGULAR SEASON THE LAST TIME

RUSHING

200 Yards Rushing

By Cardinals: 228, Beanie Wells at St. Louis, Nov. 27, 2011 (27 att., TD)
By Opponent: 228, Clinton Portis at Denver, Dec. 29, 2002 (24 att., 2 TD)

150 Yards Rushing

By Cardinals: 157, David Johnson at San Francisco, Oct. 6, 2016 (27 att., 2 TDs)
By Opponent: 153, Adrian Peterson at Minnesota, Oct. 21, 2012 (23 att., TD)

100 Yards Rushing

By Cardinals: 113, David Johnson vs. Seattle, Oct. 23, 2016 (33 att.)
By Opponent: 110, LeSean McCoy at Buffalo, Sept. 25, 2016 (17 att., 2 TDs)

Two 100-Yard Rushers

By Cardinals: 126 yards, Ottis Anderson/102 yards, Wayne Morris at New Orleans, Oct. 5, 1980
By Opponent: 128 yards, Marshawn Lynch/108 yards, Robert Turbin at Seattle, Dec. 9, 2012

Three Rushing Touchdowns

By Cardinals: David Johnson vs. NY Jets, Oct. 17, 2016 (58, 2, 2 yards)
By Opponent: Marshawn Lynch at Seattle, Dec. 9, 2012 (20, 4, 33 yards)

Two Rushing Touchdowns

By Cardinals: David Johnson (3) vs. NY Jets, Oct. 17, 2016 (58, 2, 2 yards)
By Opponent: LeSean McCoy at Buffalo, Sept. 25, 2016 (24, 5 yards)

PASSING

500 Yards Passing

By Cardinals: 522 by Boomer Esiason at Washington, Nov. 10, 1996-OT (35 comp., 59 att.)
By Opponent: Never happened

400 Yards Passing

By Cardinals: 421 by Carson Palmer at Pittsburgh, Oct. 18, 2015 (29 comp., 45 att.)
By Opponent: 411 by Nick Foles vs. Philadelphia, Oct. 26, 2014 (36 comp., 62 att.)

300 Yards Passing

By Cardinals: 342 by Carson Palmer vs. Seattle, Oct. 23, 2016 (29 comp., 49 att.)
By Opponent: 361 by Sam Bradford at Philadelphia, Dec. 20, 2015 (28 comp., 41 att.)

Six Touchdown Passes

By Cardinals: Charley Johnson vs. New Orleans, Nov. 2, 1969 (32, 14, 28, 31, 26, 14 yards)
By Opponent: Brett Favre at NY Jets, Sept. 28, 2008 (12, 34, 2, 17, 40, 24 yards)

Five Touchdown Passes

By Cardinals: Kurt Warner at Chicago, Nov. 8, 2009 (11, 6, 17, 15, 4 yards)
By Opponent: Brett Favre (6) at NY Jets, Sept. 28, 2008 (12, 34, 2, 17, 40, 24 yards)

Four Touchdown Passes

By Cardinals: Carson Palmer vs. Cincinnati, Nov. 22, 2015 (18, 64, 18, 16 yards)
By Opponent: Peyton Manning at Denver, Oct. 5, 2014 (7, 31, 86, 12 yards)

Three Touchdown Passes

By Cardinals: Carson Palmer vs. Tampa Bay, Sept. 18, 2016 (4, 1, 51 yards)
By Opponent: Russell Wilson vs. Seattle, Jan. 3, 2016 (7, 8, 24 yards)

RECEIVING

200 Yards Receiving

By Cardinals: 217, Anquan Boldin at Detroit, Sept. 7, 2003 (10 receptions, 2 TDs)
By Opponent: 226, Demaryius Thomas at Denver, Oct. 5, 2014 (8 rec., 2 TDs)

150 Yards Receiving

By Cardinals: 196, John Brown at Pittsburgh, Oct. 18, 2015 (10 rec.)
By Opponent: 159, Jordan Matthews at Philadelphia, Dec. 20, 2015 (8 rec., TD)

100 Yards Receiving

By Cardinals: 144, John Brown vs. Los Angeles, Oct. 2, 2016 (10 rec.)
By Opponent: 102, Jeremy Kerley at San Francisco, Oct. 6, 2016 (8 rec., TD)

Two 100-Yard Receivers

By Cardinals: 113, John Brown (6 rec.), 104, Michael Floyd (7 rec.) at St. Louis, Dec. 6, 2015
By Opponent: 139, Luke Willson (3 rec., 2 TD), 113, Doug Baldwin (7 rec.), vs. Seattle, Dec. 21, 2014

Four Receiving Touchdowns

By Cardinals: Roy Green vs. Seattle, Nov. 13, 1983 (15, 23, 7, 63 yards)
By Opponent: Earnest Gray vs. NY Giants, Sept. 7, 1980 (10, 37, 42, 20 yards)

Three Receiving Touchdowns

By Cardinals: Larry Fitzgerald at Chicago, Sept. 20, 2015 (8, 28, 9 yards)
By Opponent: Greg Olsen at Chicago, Nov. 8, 2009 (33, 3, 20 yards)

Two Receiving Touchdowns

By Cardinals: Larry Fitzgerald at San Francisco, Oct. 6, 2016 (21, 29 yards)
By Opponent: Brian Quick vs. Los Angeles, Oct. 2, 2015 (65, 4 yards)

10 or More Receptions in a Game

By Cardinals: John Brown (10 for 144 yards) vs. Los Angeles, Oct. 2, 2016
By Opponent: Theo Riddick (10 for 53 yards) at Detroit, Oct. 11, 2015

COMBOS

100-Yard Rusher/100-Yard Receiver

By Cardinals: Chris Johnson, 109 yards rushing/Michael Floyd, 106 yards receiving at Cleveland, Nov. 1, 2015
By Opponent: Marshawn Lynch, 113 yards rushing/Luke Willson, 139 yards receiving/Doug Baldwin, 113 yards receiving vs. Seattle, Dec. 21, 2014

100-Yard Rusher/Two 100-Yard Receivers

By Cardinals: Johnny Johnson, 103 yards rushing/Ernie Jones, 117 yards receiving/Roy Green, 120 yards receiving vs. Green Bay, Nov. 18, 1990
By Opponent: Marshawn Lynch, 113 yards rushing/Luke Willson, 139 yards receiving/Doug Baldwin, 113 yards receiving vs. Seattle, Dec. 21, 2014

100-Yard Rusher/100-Yard Receiver/300-Yard Passer

By Cardinals: Chris Johnson, 109 yards rushing/Michael Floyd, 106 yards receiving/Carson Palmer 374 yards passing at Cleveland, Nov. 1, 2015

By Opponent: Marshawn Lynch, 113 yards rushing/Luke Willson, 139 yards receiving/Doug Baldwin, 113 yards receiving/Russell Wilson, 339 yards passing vs. Seattle, Dec. 21, 2014

Two 100-Yard Receivers/300-Yard Passer

By Cardinals: John Brown, 113; Michael Floyd, 104; Carson Palmer, 356, at St. Louis, Dec. 6, 2015
By Opponent: Luke Willson, 139; Doug Baldwin, 113; Russell Wilson, 339, vs. Seattle, Dec. 21, 2014

SCORING

Four Total Touchdowns

By Cardinals: Ronald Moore vs. LA Rams, Dec. 5, 1993 (4 rush)
By Opponent: Brian Westbrook at Philadelphia, Nov. 27, 2008 (2 rush, 2 rec.)

Three Total Touchdowns

By Cardinals: David Johnson at Philadelphia, Dec. 20, 2015 (3 rush)
By Opponent: Marshawn Lynch at Seattle, Dec. 9, 2012 (3 rush)

Two-Point Conversion

By Cardinals: John Carlson reception vs. Kansas City, Dec. 7, 2014
By Opponent: James Jones reception vs. Green Bay, Dec. 27, 2015

Safety

By Cardinals: Calais Campbell sacked Blaine Gabbert in end zone at San Francisco, Oct. 6, 2016
By Opponent: Corey Lemonier sacked Carson Palmer in end zone at San Francisco, Oct. 13, 2013

KICKING

Six Field Goals

By Cardinals: Neil Rackers vs. San Francisco, Oct. 2, 2005 (40, 45, 48, 23, 43, 24 yards)
By Opponent: Never happened

Five Field Goals

By Cardinals: Chandler Catanzaro vs. St. Louis, Oct. 4, 2015 (21, 27, 42, 38, 29 yards)
By Opponent: Matt Bryant at Atlanta, Nov. 30, 2014 (20, 23, 21, 45, 28 yards)

Four Field Goals

By Cardinals: Chandler Catanzaro (5) vs. St. Louis, Oct. 4, 2015 (21, 27, 42, 38, 29 yards)
By Opponent: Chris Boswell at Pittsburgh, Oct. 18, 2015 (47, 48, 51, 28 yards)

Three Field Goals

By Cardinals: Chandler Catanzaro vs. Minnesota, Dec. 10, 2015 (27, 23, 47 yards)

By Opponent: Stephen Gostkowski vs. New England, Sept. 11, 2016 (47, 53, 32 yards)

Missed Point-After-Touchdown

By Cardinals: Chandler Catanzaro vs. Tampa Bay, Sept. 18, 2016 (wide left)

By Opponent: Dan Carpenter at Buffalo, Sept. 25, 2016 (wide right)

Blocked Punt

By Cardinals: Quentin Groves at New England, Sept. 16, 2012 (Zoltan Mesko punt)

By Opponent: Tanner McEvoy vs. Seattle, Oct. 23, 2016 (Ryan Quigley punt)

Blocked Punt Return For Touchdown

By Cardinals: Monty Beisel (Sean Morey block) vs. Dallas, Oct. 12, 2008, three yards (Mat McBriar punt)

By Opponent: DeDe Dorsey (DeDe Dorsey block) at Cincinnati, Nov. 18, 2007, 19 yards (Mike Barr punt)

Blocked Field Goal Attempt

By Cardinals: Tommy Kelly at Seattle, Nov. 23, 2014 (Steven Hauschka 49-yard attempt)

By Opponent: Bobby Wagner vs. Seattle, Oct. 23, 2016 (Chandler Catanzaro 39-yard attempt)

Blocked Field Goal Attempt For Touchdown

By Cardinals: Justin Bethel (Adrian Wilson block) vs. Chicago, Dec. 23, 2012, 82 yards (Olindo Mare kick)

By Opponent: Mike Bass (Verlon Biggs block) at Washington, Sept. 24, 1972, 32 yards (Jim Bakken kick)

RETURNS

Punt Return For Touchdown

By Cardinals: Ted Ginn, Jr. at NY Giants, Sept. 14, 2014, 71 yards (Steve Weatherford punt)

By Opponent: Nick Miller at St. Louis, Nov. 27, 2011, 88 yards (Dave Zastudil punt)

Kickoff Return For Touchdown

By Cardinals: David Johnson at Chicago, Sept. 20, 2015, 108 yards (Robbie Gould kickoff)

By Opponent: Allen Rossum vs. San Francisco, Nov. 10, 2008, 104 yards (Neil Rackers kickoff)

Interception Return For Touchdown

By Cardinals: Marcus Cooper vs. Tampa Bay, Sept. 18, 2016 (60 yards, Jameis Winston pass)

By Opponent: Tyler Patmon at Dallas, Nov. 2, 2014 (58 yards, Carson Palmer pass)

Fumble Return For Touchdown

By Cardinals: Jerraud Powers vs. Green Bay, Dec. 27, 2015, 7 yards (Aaron Rodgers fumble)

By Opponent: Aaron Williams at Buffalo, Sept. 25, 2016, 53 yards (Drew Butler fumble)

DEFENSE

Four Interceptions

By Cardinals: Kwamie Lassiter vs. San Diego, Dec. 27, 1998

By Opponent: Never happened

Three Interceptions

By Cardinals: Antrel Rolle at Cincinnati, Nov. 18, 2007

By Opponent: Marcus Trufant at Seattle, Dec. 9, 2007

Two Interceptions

By Cardinals: Marcus Cooper vs. Tampa Bay, Sept. 18, 2016

By Opponent: Stephon Gilmore at Buffalo, Sept. 25, 2016

Two Interceptions By Teammates

By Cardinals: At Washington, Oct. 16, 1994 (Aeneas Williams and James Williams)

By Opponent: At Seattle, Dec. 9, 2012 (Richard Sherman and Bobby Wagner)

Four Quarterback Sacks

By Cardinals: Bertrand Berry vs. NY Giants, Nov. 14, 2004

By Opponent: Cameron Wake (4.5) vs. Miami, Sept. 30, 2012

Three Quarterback Sacks

By Cardinals: Dwight Freeney vs. Green Bay, Dec. 27, 2015

By Opponent: Robert Quinn at St. Louis, Sept. 8, 2013

Two QB Sacks By Teammates

By Cardinals: at San Francisco, Oct. 6, 2016 (Markus Golden 2.0, Calais Campbell 2.0)

By Opponent: at Philadelphia, Dec. 1, 2013 (Brandon Graham and Trent Cole)

Two Opponent Fumble Recoveries

By Cardinals: Jeraud Powers vs. Green Bay, Dec. 27, 2015

By Opponent: J.J. Watt vs. Houston, Nov. 10, 2013

TEAM SCORING

50 Points Scored By Team

By Cardinals: St. Louis 56 at Minnesota 14, Oct. 6, 1963

By Opponent: At Seattle 58, Arizona 0, Dec. 9, 2012

40 Points Scored

By Cardinals: At Arizona 40, Tampa Bay 7, Sept. 18, 2016

By Opponent: At Denver 41, Arizona 20, Oct. 5, 2014

20 First-Quarter Points

By Cardinals: 21 vs. San Francisco, Sept. 10, 2006

By Opponent: 28 at Minnesota, Oct. 9, 2011

20 Second-Quarter Points

By Cardinals: 24 vs. Tampa Bay, Sept. 18, 2016

By Opponent: 20 vs. Seattle, Jan. 3, 2016

20 Third-Quarter Points

By Cardinals: 21 vs. Green Bay, Dec. 27, 2015

By Opponent: 21 at San Francisco, Jan. 2, 2011

20 Fourth-Quarter Points

By Cardinals: 21 vs. St. Louis, Nov. 9, 2014

By Opponent: 21 vs. Seattle, Dec. 21, 2014

30 One-Half Points

By Cardinals: 31 in first half vs. San Francisco, Sept. 27, 2015

By Opponent: 30 in first half vs. Seattle, Jan. 3, 2016

Score Touchdown In Each Quarter

By Cardinals: vs. NY Jets, Oct. 17, 2016 (7, 7, 7, 7 points)

By Opponent: at Seattle, Dec. 9, 2012 (10, 28, 13, 7 points)

OFFENSE

500 Yards Total Offense

By Cardinals: 524 at St. Louis, Dec. 6, 2015

By Opponent: 596 vs. Seattle, Dec. 21, 2014

No Sacks/No Interceptions Allowed

By Cardinals: vs. NY Jets, Oct. 17, 2016

By Opponent: at Kansas City, Nov. 21, 2010

DEFENSE

Shutout

By Cardinals: At Arizona 19, NY Giants 0, Dec. 12, 1992

By Opponent: At Seattle 58, Cardinals 0, Dec. 9, 2012

Shutout At Home

By Cardinals: Cardinals 19, NY Giants 0, Dec. 12, 1992

By Opponent: At Seattle 58, Cardinals 0, Dec. 9, 2012

Shutout On The Road

By Cardinals: Cardinals 38, at Dallas 0, Nov. 16, 1970

By Opponent: Vs. Seattle, 38, Cardinals 0, Sept. 14, 2003

MISCELLANEOUS

Overtime Win At Home

By Cardinals: Sept. 30, 2012 vs. Miami, 24-21

By Opponent: Oct. 14, 2012 vs. Buffalo, 19-16

Overtime Win On The Road

By Cardinals: Dec. 15, 2013 at Tennessee, 37-34

By Opponent: Nov. 7, 2010 at Minnesota, 27-24

10 Or More Penalties

By Cardinals: 10, vs. Green Bay, Dec. 27, 2015 (119 yards)

By Opponent: 10, vs. Seattle, Oct. 23, 2016 (90 yards)

Tie Game

By Cardinals: Oct. 23, 2016 vs. Seattle, 6-6

Over 40:00 Time of Possession (Non-OT)

By Cardinals: 42:50 at Seattle, Oct. 18, 2009

By Opponent: 44:16 at San Francisco, Nov. 20, 2011



ARIZONA CARDINALS 2016 PARTICIPATION

No.	Player	New England	Tampa Bay	at Buffalo	Los Angeles	at San Fran	NY Jets	Seattle	at Carolina	San Francisco	at Minnesota	at Atlanta	Washington	at Miami	New Orleans	at Seattle	at Los Angeles	GP/GS/DNP/IA Total
		1	2	3	4	5	6	7	8	9	10	11	12	13	14	15	16	
54	Bartu, Joplo	-	-	-	P	P	P	P										4-0-0-0
28	Bethel, Justin	P	P	P	P	P	P	P										7-0-0-0
70	Boehm, Evan	P	P	P	P	P	P	P										7-0-0-0
39	Bouka, Elie	IR	IR	IR	IR	IR	IR	IR										N/A
27	Branch, Tyvon	DB	DB	P	DB	IR	IR	IR										4-3-0-0
46	Brewer, Aaron	-	-	-	P	P	P	P										4-0-0-0
13	Brown, Jaron	P	WR	P	WR	P	P	P										7-2-0-0
12	Brown, John	P	P	P	WR	WR	WR	IAJ										6-3-0-1
25	Bryant, Christian	-	-	-	-	PS	PS	PS										N/A
20	Bucannon, Deone	\$LB	\$LB	\$LB	\$LB	\$LB	\$LB	\$LB										7-7-0-0
18	Bundy, Marquis	-	PS	PS	PS	PS	PS	PS										N/A
2	Butler, Drew	P	P	P	IAJ	-	-	-										3-0-0-1
93	Campbell, Calais	DT	DT	DT	DT	DT	DT	DT										7-7-0-0
86	Canaday, Kameron	P	P	P	-	-	-	-										3-0-0-0
56	Capi, Cap	-	-	-	-	PS	PS	PS										N/A
7	Catanzaro, Chandler	P	P	P	P	P	P	P										7-0-0-0
25	Christian, Marqui	IA	IA	IA	-	-	-	-										0-0-0-3
41	Cooper, Marcus	P	P	P	CB	CB	CB	CB										7-5-0-0
4	Dysert, Zac	PS	PS	PS	PS	DNP	PS	PS										0-0-1-0
38	Ellington, Andre	P	P	P	P	P	P	P										7-0-0-0
37	Eskridge, Durell	IR	IR	IR	IR	IR	IR	IR										N/A
85	Fells, Darren	P	TE	P	TE	IAJ	TE	TE										6-4-0-1
11	Fitzgerald, Larry	WR	WR	WR	WR	WR	WR	WR										7-7-0-0
15	Floyd, Michael	WR	WR	WR	P	P	P	WR										7-4-0-0
59	Fua, Alani	P	P	P	IR	IR	IR	IR										3-0-0-0
10	Golden, Brittan	PS	PS	PS	PS	P	P	P										3-0-0-0
44	Golden, Markus	P	P	WILL	P	WILL	P	P										7-2-0-0
84	Gresham, Jermaine	TE	P	TE	P	TE	TE	TE										7-5-0-0
95	Gunter, Rodney	P	P	P	P	P	P	P										7-0-0-0
45	Hartfield, Trevon	-	PS	PS	PS	PS	PS	PS										N/A
19	Hubert, Chris	PS	-	-	-	-	-	-										N/A
74	Humphries, D.J.	RT	RT	RT	RT	RT	RT	RT										7-7-0-0
76	Iupati, Mike	LG	LG	LG	LG	LG	IAJ	LG										6-6-0-1
22	Jefferson, Tony	SS	SS	SS	SS	SS	SS	SS										7-7-0-0
43	Jenkins, Mike	IR	IR	IR	IR	IR	IR	IR										N/A
75	John, Ulrick	-	-	-	-	-	DNP	DNP										0-0-2-0
56	Johnson, Cam	-	-	-	PS	-	-	-										N/A
23	Johnson, Chris	P	P	P	P	IR	IR	IR										4-0-0-0
31	Johnson, David	RB	RB	RB	RB	RB	RB	RB										7-7-0-0
71	Johnson, Kaleb	-	-	-	PS	PS	PS	PS										N/A
55	Jones, Chandler	SAM	SAM	SAM	SAM	SAM	SAM	SAM										7-7-0-0
52	Louis, Lamar	P	IR	-	-	-	-	-										1-0-0-0
50	Martin, Gabe	P	P	P	P	P	P	IAJ										7-0-0-0
96	Martin, Kareem	IAJ	IAJ	IAJ	P	P	P	P										4-0-0-3
32	Mathieu, Tyrann	FS	FS	FS	FS	FS	FS	FS										7-7-0-0
69	Mathis, Evan	RG	RG	IAJ	RG	RG	IR	IR										4-4-0-1
97	Mauro, Josh	NT	DT	P	DT	IAJ	DT	DT										6-5-0-1
34	Miller, Harlan	PS	PS	PS	PS	PS	PS	PS										N/A
51	Minter, Kevin	ILB	ILB	ILB	ILB	ILB	ILB	ILB										7-7-0-0
80	Momah, Ifeanyi	PS	PS	PS	P	P	P	P										4-0-0-0
9	Murray, Aaron	PS	-	-	-	-	-	-										N/A
14	Nelson, J.J.	P	IAJ	P	P	P	P	P										6-0-0-1
87	Niklas, Troy	TE	P	TE	IR	IR	IR	IR										3-2-0-0
90	Nkemdiche, Robert	P	IAJ	IAJ	IA	IA	P	P										3-0-0-4
57	Okafor, Alex	P	P	P	P	P	P	P										7-0-0-0
58	Okpalauugo, Tristan	IR	-	-	-	-	-	-										N/A
3	Palmer, Carson	QB	QB	QB	QB	IAJ	QB	QB										6-6-0-1
35	Penny, Elijah	PS	PS	PS	PS	PS	PS	PS										N/A
98	Peters, Corey	P	NT	NT	NT	NT	NT	NT										7-6-0-0
21	Peterson, Patrick	CB	CB	CB	CB	CB	CB	CB										7-7-0-0
72	Pierre, Olsen	IA	IA	IA	IA	IA	IA	IA										0-0-0-7
63	Price, Givens	PS	PS	PS	PS	PS	PS	PS										N/A
9	Quigley, Ryan	-	-	-	P	P	P	P										4-0-0-0
47	Riddick, Shaq	PS	PS	PS	-	-	-	-										N/A
92	Rucker, Frostee	DT	IAJ	IAJ	IAJ	P	P	P										4-1-0-3
53	Shiple, A.Q.	C	C	C	C	C	C	C										7-7-0-0
29	Simon, Tharold	-	P	P	P	P	P	P										6-0-0-0
5	Stanton, Drew	DNP	P	DNP	P	QB	P	P										4-1-3-0
91	Stinson, Ed	IA	P	DT	P	IAJ	IAJ	IAJ										3-1-0-4
36	Swearinger, D.J.	P	P	P	P	DB	DB	DB										7-3-0-0
30	Taylor, Stepfan	IAJ	P	P	P	P	P	P										6-0-0-1
61	Toner, Cole	IA	IA	DNP	IA	IA	DNP	IA										0-0-2-5
89	Valles, Hakeem	PS	PS	PS	PS	TE	IA	P										2-1-0-1
68	Veldheer, Jared	LT	LT	LT	LT	LT	LT	LT										7-7-0-0
64	Wallace, Martin	-	-	-	-	-	PS	PS										N/A
78	Wattford, Earl	P	P	RG	P	P	RG	RG										7-3-0-0
73	Wetzel, John	P	P	P	P	P	LG	P										7-1-0-0
26	Williams, Brandon	CB	CB	P	IA	P	IA	IA										4-2-0-3
33	Williams, Kerwynn	-	-	-	-	-	IA	P										1-0-0-1
94	Williams, Xavier	IA	P	IA	IA	P	IA	IA										2-0-0-5

P-Played, Position-Started, INJ-Injured, DNP-Did Not Play, IA-Inactive, IAJ-Inactive/Injured, IR-Injured Reserve, PS-Practice Squad, PUP-Physically Unable to Perform, SUS-NFL Suspension, NFI-Reserve/Non-Football Injury, RE-Roster Exemption



ARIZONA CARDINALS 2016 STARTERS

Opponent, Date	OFFENSE											
	WR	LT	LG	C	RG	RT	TE	WR	QB	RB	TE	
New England, Sep. 11	Floyd WR	Veldheer LT	Iupati LG	Shipley C	Mathis RG	Humphries RT	Nikias TE	Fitzgerald WR	Palmer QB	D. Johnson RB	Gresham WR	
Tampa Bay, Sep. 18	Floyd WR	Veldheer LT	Iupati LG	Shipley C	Mathis RG	Humphries RT	Fells TE	Fitzgerald WR	Palmer QB	D. Johnson RB	Ja. Brown TE	
at Buffalo, Sep. 25	Floyd WR	Veldheer LT	Iupati LG	Shipley C	Watford RG	Humphries RT	Nikias TE	Fitzgerald WR	Palmer QB	D. Johnson RB	Gresham WR	
Los Angeles, Oct. 2	Jo. Brown WR	Veldheer LT	Iupati LG	Shipley C	Mathis RG	Humphries RT	Fells TE	Fitzgerald WR	Palmer QB	D. Johnson RB	Ja. Brown TE	
at San Fran, Oct. 6	Jo. Brown	Veldheer	Iupati	Shipley	Mathis	Humphries	Valles	Fitzgerald	Stanton	D. Johnson	Gresham	
New York Jets, Oct. 17	Jo. Brown	Veldheer	Wetzel	Shipley	Watford	Humphries	Fells	Fitzgerald	Palmer	D. Johnson	Gresham	
Seattle, Oct. 23	Floyd	Veldheer	Iupati	Shipley	Watford	Humphries	Fells	Fitzgerald	Palmer	D. Johnson	Gresham	
at Carolina, Oct. 30												
San Francisco, Nov. 13												
at Minnesota, Nov. 20												
at Atlanta, Nov. 27												
Washington, Dec. 4												
at Miami, Dec. 11												
New Orleans, Dec. 18												
at Seattle, Dec. 24												
at Los Angeles, Jan. 1												

Opponent, Date	DEFENSE											
	DT	NT	DT	SAM	\$LB	ILB	DB	LCB	RCB	SS	FS	
New England, Sep. 11	Campbell	Mauro	Rucker	Jones	Bucannon	Minter	Branch	Peterson	Williams	Jefferson	Mathieu	
Tampa Bay, Sep. 18	Campbell	Peters	Mauro	Jones	Bucannon	Minter	Branch	Peterson	Williams	Jefferson	Mathieu	
at Buffalo, Sep. 25	DT	NT	DT	SAM	\$LB	ILB	WILL	LCB	RCB	SS	FS	
	Campbell	Peters	Stinson	Jones	Bucannon	Minter	Golden	Peterson	Cooper	Jefferson	Mathieu	
Los Angeles, Oct. 2	DT	NT	DT	SAM	\$LB	ILB	DB	LCB	RCB	SS	FS	
	Campbell	Peters	Mauro	Jones	Bucannon	Minter	Branch	Peterson	Cooper	Jefferson	Mathieu	
at San Fran, Oct. 6	DT	NT	DT	SAM	\$LB	ILB	DB	LCB	RCB	SS	FS	
	Campbell	Peters	Jones	Bucannon	Minter	Golden	Swearinger	Peterson	Cooper	Jefferson	Mathieu	
New York Jets, Oct. 17	Campbell	Peters	Mauro	Jones	Bucannon	Minter	Swearinger	Peterson	Cooper	Jefferson	Mathieu	
Seattle, Oct. 23	Campbell	Peters	Mauro	Jones	Bucannon	Minter	Swearinger	Peterson	Cooper	Jefferson	Mathieu	
at Carolina, Oct. 30												
San Francisco, Nov. 13												
at Minnesota, Nov. 20												
at Atlanta, Nov. 27												
Washington, Dec. 4												
at Miami, Dec. 11												
New Orleans, Dec. 18												
at Seattle, Dec. 24												
at Los Angeles, Jan. 1												

2016 ARIZONA CARDINALS INACTIVES

New England, Sep. 11

S Marqui Christian
LB Kareem Martin
DT Olsen Pierre
DT Ed Stinson
RB Stepfan Taylor
G Cole Toner
NT Xavier Williams

at San Francisco, Oct. 6

TE Darren Fells
DT Josh Mauro
DT Robert Nkemdiche
QB Carson Palmer
DT Olsen Pierre
DT Ed Stinson
G Cole Toner

San Francisco, Nov. 13

at Miami, Dec. 11

Tampa Bay, Sep. 18

S Marqui Christian
LB Kareem Martin
WR J.J. Nelson
DT Robert Nkemdiche
DT Olsen Pierre
DT Frostee Rucker
G Cole Toner

New York Jets, Oct. 17

G Mike Iupati
DT Olsen Pierre
DT Ed Stinson
TE Hakeem Valles
CB Brandon Williams
RB Kerwynn Williams
NT Xavier Williams

at Minnesota, Nov. 20

New Orleans, Dec. 18

at Buffalo, Sep. 25

S Marqui Christian
LB Kareem Martin
G Evan Mathis
DT Robert Nkemdiche
DT Olsen Pierre
DT Frostee Rucker
NT Xavier Williams

Seattle, Oct. 23

WR John Brown
LB Gabe Martin
DT Olsen Pierre
DT Ed Stinson
G Cole Toner
CB Brandon Williams
NT Xavier Williams

at Atlanta, Nov. 27

at Seattle, Dec. 24

Los Angeles, Oct. 2

P Drew Butler
DT Robert Nkemdiche
DT Olsen Pierre
DT Frostee Rucker
G Cole Toner
CB Brandon Williams
NT Xavier Williams

at Carolina, Oct. 30

Washington, Dec. 4

at Los Angeles, Jan. 1



ROSTER BY POSITION

No.	Name	Pos.	College	Ht.	Wt.	Age	NFL Exp.
<u>Defensive Line (9)</u>							
93	Calais Campbell	DT	Miami	6-8	300	30	9
95	Rodney Gunter	DT	Delaware State	6-5	305	24	2
97	Josh Mauro	DT	Stanford	6-6	282	25	3
90	Robert Nkemdiche	DT	Mississippi	6-4	296	22	R
98	Corey Peters	DT	Kentucky	6-3	305	28	7
72	Olsen Pierre	DT	Miami	6-5	293	25	1
92	Froste Rucker	DT	USC	6-3	280	33	11
91	Ed Stinson	DT	Alabama	6-4	287	26	3
94	Xavier Williams	NT	Northern Iowa	6-2	309	24	2
<u>Linebackers (7)</u>							
54	Joplo Bartu	LB	Texas State	6-2	239	26	4
44	Markus Golden	LB	Missouri	6-3	260	25	2
55	Chandler Jones	LB	Syracuse	6-5	265	26	5
50	Gabe Martin	LB	Bowling Green	6-2	236	24	1
96	Kareem Martin	LB	North Carolina	6-6	272	24	3
51	Kevin Minter	LB	LSU	6-0	246	25	4
57	Alex Okafor	LB	Texas	6-4	261	25	4
<u>Cornerbacks (5)</u>							
28	Justin Bethel	CB	Presbyterian	6-0	200	26	5
41	Marcus Cooper	CB	Rutgers	6-2	192	26	4
21	Patrick Peterson	CB	LSU	6-1	203	26	6
29	Tharold Simon	CB	LSU	6-3	202	25	4
26	Brandon Williams	CB	Texas A&M	6-0	200	24	R
<u>Safeties (4)</u>							
20	Deone Bucannon	\$LB	Washington State	6-1	211	24	3
22	Tony Jefferson	S	Oklahoma	5-11	212	24	4
32	Tyrann Mathieu	S	LSU	5-9	186	24	4
36	D.J. Swearingen	S	South Carolina	5-10	205	25	4
<u>Long Snapper (1)</u>							
46	Aaron Brewer	LS	San Diego State	6-5	232	26	5
<u>Punter (1)</u>							
9	Ryan Quigley	P	Boston College	6-3	188	26	4
<u>Kicker (1)</u>							
7	Chandler Catanzaro	K	Clemson	6-3	200	25	3
<u>Offensive Line (9)</u>							
70	Evan Boehm	C	Missouri	6-3	310	23	R
74	D.J. Humphries	T	Florida	6-5	307	22	2
76	Mike Iupati	G	Idaho	6-5	331	29	7
75	Ulrick John	T/G	Georgia State	6-5	307	24	3
53	A.Q. Shipley	C	Penn State	6-1	307	30	5
61	Cole Toner	G	Harvard	6-5	300	22	R
68	Jared Veldheer	T	Hillsdale	6-8	321	29	7
78	Earl Watford	G	James Madison	6-3	300	26	4
73	John Wetzell	T/G	Boston College	6-7	328	25	1
<u>Tight Ends (4)</u>							
85	Darren Fells	TE	UC Irvine	6-7	281	30	3
84	Jermaine Gresham	TE	Oklahoma	6-5	260	28	7
80	Ifeanyi Momah	TE	Boston College	6-7	255	27	2
89	Hakeem Valles	TE	Monmouth	6-5	260	23	R
<u>Running Backs (4)</u>							
38	Andre Ellington	RB	Clemson	5-9	199	27	4
31	David Johnson	RB	Northern Iowa	6-1	224	24	2
30	Stepfan Taylor	RB	Stanford	5-9	216	25	4
33	Kerwynn Williams	RB	Utah State	5-8	198	25	3
<u>Wide Receivers (5)</u>							
12	John Brown	WR	Pittsburg State	5-11	179	26	3
11	Larry Fitzgerald	WR	Pittsburgh	6-3	218	33	13
15	Michael Floyd	WR	Notre Dame	6-2	220	26	5
10	Brittan Golden	WR	West Texas A&M	5-11	186	28	3
14	J.J. Nelson	WR	UAB	5-10	160	24	2
<u>Quarterbacks (2)</u>							
3	Carson Palmer	QB	USC	6-5	235	36	14
5	Drew Stanton	QB	Michigan State	6-3	243	32	10

2016 ARIZONA CARDINALS – HOW THEY WERE BUILT

	DRAFT	TRADES	WAIVERS	FREE AGENTS
2004	Larry Fitzgerald (1)			
2008	Calais Campbell (2)			
2011	Patrick Peterson (1)			
2012	Michael Floyd (1) Justin Bethel (6a)			
2013	Kevin Minter (2) Tyrann Mathieu (3) Alex Okafor (4a) Earl Watford (4b) Stepfan Taylor (5) Andre Ellington (6b)	Carson Palmer (Oak)		Jaron Brown (R) Darren Fells Brittan Golden Tony Jefferson (R) Frostee Rucker Drew Stanton (Ind)
2014	Deone Bucannon (1) Troy Niklas (2) Kareem Martin (3a) John Brown (3b) Ed Stinson (5)			Chandler Catanzaro (R) Josh Mauro Jared Veldheer (Oak) Kerwynn Williams
2015	D.J. Humphries (1) Markus Golden (2) David Johnson (3) Rodney Gunter (4) J.J. Nelson (5b)			Durell Eskridge Alani Fua (R) Jermaine Gresham Chris Johnson Mike Iupati (SF) Gabe Martin (R) Ifeanyi Momah Corey Peters (Atl) Olsen Pierre A.Q. Shipley D.J. Swearingen John Wetzell Xavier Williams (R)
2016	Robert Nkemdiche (1) Brandon Williams (3) Evan Boehm (4) Cole Toner (5b)	Chandler Jones (NE) Marcus Cooper (KC)	Tharold Simon (Sea)	Joplo Bartu Elie Bouka (R) Aaron Brewer Tyvon Branch (KC) Mike Jenkins Ulrick John Evan Mathis (Den) Ryan Quigley Hakeem Valles (R)

ARIZONA CARDINALS 2016 DEPTH CHART
AS PREPARED BY TEAM'S MEDIA RELATIONS DEPARTMENT

OFFENSE

WR	11 Larry Fitzgerald	14 J.J. Nelson	10 Brittan Golden
LT	68 Jared Veldheer	75 Ulrick John	
LG	76 Mike Iupati	73 John Wetzell	
C	53 A.Q. Shipley	<u>70 Evan Boehm</u>	
RG	78 Earl Watford	<u>61 Cole Toner</u>	
RT	74 D.J. Humphries	73 John Wetzell	
TE	85 Darren Fells	80 Ifeanyi Momah	
WR	15 Michael Floyd	12 John Brown	
QB	3 Carson Palmer	5 Drew Stanton	
RB	31 David Johnson	38 Andre Ellington	30 Stepfan Taylor 33 Kerwynn Williams
TE	84 Jermaine Gresham	<u>89 Hakeem Valles</u>	

DEFENSE

DT	93 Calais Campbell	<u>90 Robert Nkemdiche</u>	91 Ed Stinson
NT	98 Corey Peters	94 Xavier Williams	72 Olsen Pierre
DT	92 Frostee Rucker	95 Rodney Gunter	97 Josh Mauro
SAM	55 Chandler Jones	57 Alex Okafor	
\$LB	20 Deone Bucannon	50 Gabe Martin	
ILB	51 Kevin Minter	54 Joplo Bartu	
WILL	44 Markus Golden	96 Kareem Martin	
LCB	21 Patrick Peterson	28 Justin Bethel	
RCB	41 Marcus Cooper	29 Tharold Simon	<u>26 Brandon Williams</u>
SS	22 Tony Jefferson		
FS	32 Tyrann Mathieu	36 D.J. Swearingen	

SPECIALISTS

K	7 Chandler Catanzaro		
P	9 Ryan Quigley		
LS	46 Aaron Brewer		
H	9 Ryan Quigley		
KR	10 Brittan Golden	14 J.J. Nelson	38 Andre Ellington
PR	12 John Brown	21 Patrick Peterson	10 Brittan Golden

NOTE: Rookies are underlined;

ARIZONA CARDINALS NUMERIC ROSTER

No.	Name	Pos.	Ht.	Wt.	Age	NFL		College	How		2016 GP-GS-DNP-IA
						Exp.			Acquired		
3	Carson Palmer	QB	6-5	235	36	14		USC	TR-13 (Oak)		6-6-0-1
5	Drew Stanton	QB	6-3	243	32	10		Michigan State	UFA-13 (Ind)		4-1-3-0
7	Chandler Catanzaro	K	6-3	200	25	3		Clemson	FA-14		7-0-0-0
9	Ryan Quigley	P	6-3	188	26	4		Boston College	FA-16		4-0-0-0
10	Brittan Golden	WR	5-11	186	28	3		West Texas A&M	FA-13		3-0-0-0
11	Larry Fitzgerald	WR	6-3	218	33	13		Pittsburgh	D1-04		7-7-0-0
12	John Brown	WR	5-11	179	26	3		Pittsburg State	D3b-14		6-3-0-1
14	J.J. Nelson	WR	5-10	160	24	2		UAB	D5b-15		6-0-0-1
15	Michael Floyd	WR	6-2	220	26	5		Notre Dame	D1-12		7-4-0-0
20	Deone Bucannon	SLB	6-1	211	24	3		Washington State	D1-14		7-7-0-0
21	Patrick Peterson	CB	6-1	203	26	6		LSU	D1-11		7-7-0-0
22	Tony Jefferson	S	5-11	212	24	4		Oklahoma	FA-13		7-7-0-0
26	Brandon Williams	CB	6-0	200	24	R		Texas A&M	D3-16		4-2-0-3
28	Justin Bethel	CB	6-0	200	26	5		Presbyterian	D6a-12		7-0-0-0
29	Tharold Simon	CB	6-3	202	25	4		LSU	WV-16 (Sea)		6-0-0-0
30	Stepfan Taylor	RB	5-9	216	25	4		Stanford	D5-13		6-0-0-1
31	David Johnson	RB	6-1	224	24	2		Northern Iowa	D3-15		7-7-0-0
32	Tyrann Mathieu	S	5-9	186	24	4		LSU	D3-13		7-7-0-0
33	Kerwynn Williams	RB	5-8	198	25	3		Utah State	FA-14		1-0-0-1
36	D.J. Swearinger	S	5-10	205	25	4		South Carolina	FA-15		7-3-0-0
38	Andre Ellington	RB	5-9	199	27	4		Clemson	D6b-13		7-0-0-0
41	Marcus Cooper	CB	6-2	192	26	4		Rutgers	TR-16 (KC)		7-5-0-0
44	Markus Golden	LB	6-3	260	25	2		Missouri	D2-15		7-2-0-0
46	Aaron Brewer	LS	6-5	232	26	5		San Diego State	FA-16		4-0-0-0
50	Gabe Martin	LB	6-2	236	24	1		Bowling Green	FA-15		6-0-0-1
51	Kevin Minter	LB	6-0	246	25	4		LSU	D2-13		7-7-0-0
53	A.Q. Shipley	C	6-1	307	30	5		Penn State	FA-15		7-7-0-0
54	Joplo Bartu	LB	6-2	239	26	4		Texas State	FA-16		4-0-0-0
55	Chandler Jones	LB	6-5	265	26	5		Syracuse	TR-16 (NE)		7-7-0-0
57	Alex Okafor	LB	6-4	261	25	4		Texas	D4a-13		7-0-0-0
61	Cole Toner	G	6-5	300	22	R		Harvard	D5b-16		0-0-2-5
68	Jared Veldheer	T	6-8	321	29	7		Hillsdale	UFA-14 (Oak)		7-7-0-0
70	Evan Boehm	C	6-3	310	23	R		Missouri	D4-16		7-0-0-0
72	Olsen Pierre	DT	6-5	293	25	1		Miami	FA-15		0-0-0-7
73	John Wetzel	T/G	6-7	328	25	1		Boston College	FA-15		7-1-0-0
74	D.J. Humphries	T	6-5	307	22	2		Florida	D1-15		7-7-0-0
75	Ulrick John	T/G	6-5	307	24	3		Georgia State	FA-16		0-0-2-0
76	Mike Iupati	G	6-5	331	29	7		Idaho	UFA-15 (SF)		6-6-0-1
78	Earl Watford	G	6-3	300	26	4		James Madison	D4b-13		7-3-0-0
80	Ifeanyi Momah	TE	6-7	255	27	2		Boston College	FA-15		4-0-0-0
84	Jermaine Gresham	TE	6-5	260	28	7		Oklahoma	FA-15		7-5-0-0
85	Darren Fells	TE	6-7	281	30	3		UC Irvine	FA-13		6-4-0-1
89	Hakeem Valles	TE	6-5	260	23	R		Monmouth	FA-16		2-1-0-1
90	Robert Nkemdiche	DT	6-4	296	22	R		Mississippi	D1-16		3-0-0-4
91	Ed Stinson	DT	6-4	287	26	3		Alabama	D5-14		3-1-0-4
92	Froste Rucker	DT	6-3	280	33	11		USC	FA-13		4-1-0-3
93	Calais Campbell	DT	6-8	300	30	9		Miami	D2-08		7-7-0-0
94	Xavier Williams	NT	6-2	309	24	2		Northern Iowa	FA-15		2-0-0-5
95	Rodney Gunter	DT	6-5	305	24	2		Delaware State	D4-15		7-0-0-0
96	Kareem Martin	LB	6-6	272	24	3		North Carolina	D3a-14		4-0-0-3
97	Josh Mauro	DT	6-6	282	25	3		Stanford	FA-14		6-5-0-1
98	Corey Peters	DT	6-3	305	28	7		Kentucky	UFA-15 (Atl)		7-6-0-0

2016 Coaching Staff

Head Coach: **Bruce Arians**

Assistants: **Tom Moore** (Asst. Head Coach/Offense), **James Bettcher** (Defensive Coordinator), **Harold Goodwin** (Offensive Coordinator), **Amos Jones** (Special Teams Coordinator), **Anthony Blevins** (Coaching Asst./Special Teams), **Brentson Buckner** (Defensive Line), **Mike Churco** (Defensive Asst./Asst. Defensive Backs), **Rick Christophel** (Tight Ends), **Darryl Drake** (Wide Receivers), **Larry Foote** (Inside Linebackers), **Kevin Garver** (Offensive Asst.), **Steve Heiden** (Asst. Special Teams/Asst. Tight Ends), **Roger Kingdom** (Asst. Strength & Conditioning), **Levon Kirkland** (Bill Bidwill Fellowship/OLB's), **Freddie Kitchens** (Quarterbacks), **Stump Mitchell** (Running Backs), **Buddy Morris** (Strength & Conditioning), **Tom Pratt** (Pass Rush Specialist), **Nick Rapone** (Defensive Backs), **Kevin Ross** (Cornerbacks), **Bob Sanders** (Linebackers), **Larry Zierlein** (Asst. Offensive Line)

10/25/2016



ARIZONA CARDINALS ALPHA ROSTER

No.	Name	Pos.	Ht.	Wt.	Birth Date	NFL		Hometown
						Exp.	College	
54	Bartu, Joplo	LB	6-2	239	10/3/1990	4	Texas State	Waller, TX
28	Bethel, Justin	CB	6-0	200	6/17/1990	5	Presbyterian	Blythewood, SC
70	Boehm, Evan	C	6-3	310	8/19/1993	R	Missouri	Lee's Summit, MO
46	Brewer, Aaron	LS	6-5	232	7/5/1990	5	San Diego State	Fullerton, CA
12	Brown, John	WR	5-11	179	4/3/1990	3	Pittsburg State	Homestead, FL
20	Bucannon, Deone	\$LB	6-1	211	8/30/1992	3	Washington State	Fairfield, CA
93	Campbell, Calais	DT	6-8	300	9/1/1986	9	Miami	Aurora, CO
7	Catanzaro, Chandler	K	6-3	200	2/26/1991	3	Clemson	Greenville, SC
41	Cooper, Marcus	CB	6-2	192	2/1/1990	4	Rutgers	Hartford, CT
38	Ellington, Andre	RB	5-9	199	2/3/1989	4	Clemson	Moncks Corner, SC
85	Fells, Darren	TE	6-7	281	4/22/1986	3	UC Irvine	Fullerton, CA
11	Fitzgerald, Larry	WR	6-3	218	8/31/1983	13	Pittsburgh	Minneapolis, MN
15	Floyd, Michael	WR	6-2	220	11/27/1989	5	Notre Dame	St. Paul, MN
10	Golden, Brittan	WR	5-11	186	7/20/1988	3	West Texas A&M	Denver City, TX
44	Golden, Markus	LB	6-3	260	3/13/1991	2	Missouri	St. Louis, MO
84	Gresham, Jermaine	TE	6-5	260	6/16/1988	7	Oklahoma	Ardmore, OK
95	Gunter, Rodney	DT	6-5	305	1/19/1992	2	Delaware State	Lake Hamilton, FL
74	Humphries, D.J.	T	6-5	307	12/28/1993	2	Florida	Charlotte, NC
76	Iupati, Mike	G	6-5	331	5/12/1987	7	Idaho	Vaitogi, American Samoa
22	Jefferson, Tony	S	5-11	212	1/27/1992	4	Oklahoma	Chula Vista, CA
75	John, Ulrick	T/G	6-5	307	5/20/1992	3	Georgia State	Hinesville, GA
31	Johnson, David	RB	6-1	224	12/16/1991	2	Northern Iowa	Clinton, IA
55	Jones, Chandler	LB	6-5	265	2/27/1990	5	Syracuse	Endicott, NY
50	Martin, Gabe	LB	6-2	236	6/5/1992	1	Bowling Green	Grand Blanc, MI
96	Martin, Kareem	LB	6-6	272	2/19/1992	3	North Carolina	Roanoke Rapids, NC
32	Mathieu, Tyrann	S	5-9	186	5/13/1992	4	LSU	New Orleans, LA
97	Mauro, Josh	DT	6-6	282	2/17/1991	3	Stanford	Hurst, TX
51	Minter, Kevin	LB	6-0	246	12/3/1990	4	LSU	Suwanee, GA
80	Momah, Ifeanyi	TE	6-7	255	10/23/1989	2	Boston College	Greenlawn, NY
14	Nelson, J.J.	WR	5-10	160	4/24/1992	2	UAB	Midfield, AL
90	Nkemdiche, Robert	DT	6-4	296	9/19/1994	R	Mississippi	Loganville, GA
57	Okafor, Alex	LB	6-4	261	2/8/1991	4	Texas	Pflugerville, TX
3	Palmer, Carson	QB	6-5	235	12/27/1979	14	USC	Rancho Santa Margarita, CA
98	Peters, Corey	DT	6-3	305	6/8/1988	7	Kentucky	Louisville, KY
21	Peterson, Patrick	CB	6-1	203	7/11/1990	6	LSU	Pompano Beach, FL
72	Pierre, Olsen	DT	6-5	293	8/27/1991	1	Miami	Rahway, NJ
9	Quigley, Ryan	P	6-3	188	1/26/1990	4	Boston College	Little River, SC
92	Rucker, Frostee	DT	6-3	280	9/14/1983	11	USC	Tustin, CA
53	Shipley, A.Q.	C	6-1	307	5/22/1986	5	Penn State	Moon Township, PA
29	Simon, Tharold	CB	6-3	202	3/6/1991	4	LSU	Eunice, LA
5	Stanton, Drew	QB	6-3	243	5/7/1984	10	Michigan State	Farmington Hills, MI
91	Stinson, Ed	DT	6-4	287	2/15/1990	3	Alabama	Homestead, FL
36	Swearinger, D.J.	S	5-10	205	9/1/1991	4	South Carolina	Greenwood, SC
30	Taylor, Stepfan	RB	5-9	216	6/9/1991	4	Stanford	Mansfield, TX
61	Toner, Cole	G	6-5	300	3/13/1994	R	Harvard	Greenwood, IN
89	Valles, Hakeem	TE	6-5	260	11/23/1992	R	Monmouth	Sicklerville, NJ
68	Veldheer, Jared	T	6-8	321	6/14/1987	7	Hillsdale	Grand Rapids, MI
78	Watford, Earl	G	6-3	300	6/24/1990	4	James Madison	Philadelphia, PA
73	Wetzel, John	T/G	6-7	328	7/18/1991	1	Boston College	Pittsburgh, PA
26	Williams, Brandon	CB	6-0	200	9/9/1992	R	Texas A&M	Brookshire, TX
33	Williams, Kerwynn	RB	5-8	198	6/9/1991	3	Utah State	Las Vegas, NV
94	Williams, Xavier	NT	6-2	309	1/18/1992	2	Northern Iowa	Kansas City, MO

Injured Reserve

No.	Name	Pos.	Ht.	Wt.	Birthdate	NFL		Injury/Date Listed
						Exp.	College	
39	Bouka, Elie	CB	6-1	205	8/15/1992	R	Calgary	Leg/August 30
27	Branch, Tyvon	S	6-0	210	12/11/1986	9	Connecticut	Groin/October 4
13	Brown, Jaron	WR	6-2	205	1/8/1990	4	Clemson	Knee/October 25
59	Fua, Alani	LB	6-5	234	1/1/1992	2	BYU	Knee/September 28
43	Jenkins, Mike	CB	5-10	197	3/22/1985	9	South Florida	Knee/August 29
23	Johnson, Chris	RB	5-11	203	9/23/1985	9	East Carolina	Groin/October 4
69	Mathis, Evan	G	6-5	301	11/1/1981	12	Alabama	Ankle/October 8
87	Niklas, Troy	TE	6-6	270	9/18/1992	3	Notre Dame	Wrist/September 27

Practice Squad

No.	Name	Pos.	Ht.	Wt.	Birthdate	NFL		Hometown
						Exp.	College	
25	Bryant, Christian	S	5-10	198	3/21/1992	2	Ohio State	Cleveland, OH
18	Bundy, Marquis	WR	6-4	215	8/5/1994	R	New Mexico	Anthem, AZ
56	Capi, Cap	LB	6-3	249	7/11/1992	1	Akron	Ocoee, FL
4	Dysert, Zac	QB	6-3	223	2/8/1990	2	Miami (Ohio)	Ada, OH
45	Hartfield, Trevon	CB	6-0	195	11/17/1991	R	SW Oklahoma State	Watonga, OK
19	Hubert, Chris	WR	5-9	170	5/8/1993	R	Fayetteville State	Apex, NC
71	Johnson, Kaleb	G	6-4	300	2/22/1993	1	Rutgers	Jacksonville, FL
34	Miller, Harlan	CB	6-0	182	6/20/1994	R	Southeastern Louisiana	Kentwood, LA
35	Penny, Elijah	RB	6-2	234	8/17/1993	R	Idaho	Lakewood, CA
63	Price, Givens	T	6-4	310	10/3/1994	R	Nebraska	Houston, TX



2016

SUPPLEMENTAL BIOS

JOPLO BARTU



COLLEGE: Texas State

HOMETOWN: Waller, TX

YEARS NFL/CARDINALS: 4/1

HOW ACQUIRED: FA-16

DOB: October 3, 1990

54 // LINEBACKER // 6-2 // 239

PRO CAREER:

Originally signed with the Atlanta Falcons as a rookie free agent on 4/29/13. Released on 11/26/15 and signed with the Jacksonville Jaguars on 12/8/15. Released on 8/29/16. Signed with Cardinals on 9/28/16.

2015: Appeared in nine total games with both the Falcons and Jaguars, playing in six (one start) with Atlanta before appearing in three games with Jacksonville at the conclusion of the season ... totaled 11 tackles, one pass defended and a special teams tackle ... played in six of the first seven games of the season with Atlanta ... recorded a season-high five tackles @ NO (10/15) ... released on 11/26 and signed by Jaguars on 12/8 ... made Jacksonville debut vs. Ind (12/13) ... collected a special teams tackle @ NO (12/27).

2014: Played in every game for the second straight year and started 13 contests, recording 92 tackles, one sack and two fumble recoveries ... opened the season with 12 tackles and a fumble recovery in OT that helped set up game-winning FG vs. NO (9/7) ... had nine tackles @ Cin (9/14) ... recovered a fumble for second time in three games vs. TB (9/18) ... registered a career-high 15 tackles @ Bal (10/19) ... totaled eight tackles vs. Cle (11/23) ... notched only sack of the year in season finale vs. Car (12/28).

2013: Played in all 16 games and made 12 starts as a rookie after making the team as an undrafted free agent ... posted a career-high 100 tackles, including a team-high seven for loss, and also had 3.5 sacks and one pass defended ... his 3.5 sacks were the second-most by an undrafted rookie in Falcons history and led all NFL undrafted rookies in 2013 ... made his NFL debut

@ NO (9/8) ... recorded eight tackles in first career start vs. StL (9/15) and had nine tackles vs. NE (9/29) ... had a half-sack @ Mia (9/22) and his first career full sack two games later vs. NYJ (10/7) ... registered a season-high 13 tackles and a half-sack vs. TB (10/20) ... recorded a half-sack @ Ari (10/27), his third straight game with a sack ... notched six tackles and a sack vs. Sea (11/10) ... recorded 11 tackles, including a career-best 10 solo stops, @ SF (12/23).

COLLEGE:

Played in 44 games and finished career with 248 tackles, 22.5 tackles for loss and 10.5 sacks ... earned second-team All-WAC honors after recording 95 tackles, 12 tackles for loss and 5.5 sacks while starting all 12 games as a senior in 2012 ... after moving from DE to LB, had 62 tackles in his final four games, including 17 tackles and four sacks in a win over New Mexico State ... started 10 games as a junior and had 51 tackles, five tackles for loss and four sacks ... also forced two fumbles, recovered a fumble and blocked a kick ... played in 11 games in 2010 and totaled 50 tackles, 2.5 tackles for loss and one sack ... appeared in 11 games in 2009 and finished with 52 tackles, including three for loss ... redshirted in 2008.

PERSONAL:

Name pronounced "JA-Plo BAR-tu" ... attended Waller (TX) High School where he earned first-team all-district honors at both linebacker and tight end ... led team to a 10-4 record and spot in state semifinals ... majored in Exercise and Sports Science.

BARTU CAREER STATS

Year	Team	GP/GS	Tackles			Sacks		Interceptions					FR	FF	STT
			Solo	Asst.	Ttl	Sk	Yds	Int	Yds	Lg	TD	PD			
2013	Atl	16/12	58	42	100	3.5	22	0	0	0	0	1	0	0	0
2014	Atl	16/13	53	39	92	1.0	2	0	0	0	0	0	2	0	0
2015	Atl/Jax	9/1	9	2	11	0.0	0	0	0	0	0	1	0	0	1
Total		41/26	120	83	203	4.5	24	0	0	0	0	2	2	0	1

Single Game Highs:

Total Tackles: 15, @ Baltimore, 10/19/14; **Solo Tackles:** 10, @ San Francisco, 12/23/13; **Sacks:** 1.0, three times, last vs. Carolina, 12/28/14; **Fumble Recoveries:** 1, twice, last vs. Tampa Bay, 9/18/14.

AARON BREWER



COLLEGE: San Diego State

HOMETOWN: Fullerton, CA

YEARS NFL/CARDINALS: 5/1

HOW ACQUIRED: FA-16

DOB: July 5, 1990

46 // LONG SNAPPER // 6-5 // 232

PRO CAREER:

Originally signed as a rookie free agent with the Chicago Bears on 5/13/12. Released on 9/10/12. Signed with New York Jets on 4/12/13. Released on 8/26/13 and re-signed with Jets on 9/16/13. Signed with Philadelphia Eagles as unrestricted free agent on 4/18/16. Released on 5/23/16. Signed with Jacksonville Jaguars on 6/16/16 and was released on 8/29/16. Signed with Cardinals on 9/28/16.

2015: Served as long snapper in every game for the fourth consecutive season ... appeared in all three postseason contests, including the Broncos victory in Super Bowl 50 vs. Car (2/7/16) ... had a special teams tackle in Divisional Playoff vs. Pit (1/17/16).

2014: Served as long snapper in all 16 games ... tied career high with three special teams tackles ... snapped for Connor Barth when he tied franchise records for FGs in a game with five in two separate games: @ KC (11/30) and @ SD (12/14) ... snapped in Divisional Playoff vs. Ind (1/11/15).

2013: Served as long snapper in every game and collected two special teams tackles ... snapped on Matt Prater's NFL-re-

cord 64-yard FG vs. Ten (12/8) ... also played in all three playoff games, including Super Bowl XLVIII vs. Sea (2/2/14).

2013: After winning the long snapper job during training camp as a rookie free agent, played in all 16 games and had a career-high three special teams tackles ... made his NFL post-season debut in Divisional Playoff vs. Bal (1/12/13).

COLLEGE:

Appeared in all 50 games in four years ... was a four-time All-Mountain West Conference selection ... had 15 career special teams tackles, including six as a senior in 2011 ... part of special teams unit that converted 160-of-170 PATs and 41-of-66 FGAs ... contributed to punting team that averaged 42.4 yards on 250 punts.

PERSONAL:

Attended Troy (Fullerton, CA) High School where he was an all-conference linebacker as a senior and served as the team's long snapper ... rated as the No. 3 long snapper in the nation by chrissailerkicking.com after his senior season ... also was a member of the track and field team ... majored in Finance.

BREWER CAREER STATS

Year	Team	GP/GS	STT
2012	Den	16/0	3
2013	Den	16/0	2
2014	Den	16/0	3
2015	Den	16/0	0
Total		64/0	8

BREWER POSTSEASON STATS

Year	Team	GP/GS	STT
2012	Den	1/0	0
2013	Den	3/0	0
2014	Den	1/0	0
2015	Den	3/0	1
Total		8/0	1

MARCUS COOPER



COLLEGE: Rutgers

HOMETOWN: Hartford, CT

YEARS NFL/CARDINALS: 4/1

HOW ACQUIRED: TR-16 (Chiefs)

DOB: February 1, 1990

41 // CORNERBACK // 6-2 // 192

PRO CAREER:

Originally selected by the San Francisco 49ers in the seventh round (252nd overall) of the 2013 NFL Draft. Released on 8/31/13 and claimed off waivers by the Kansas City Chiefs on 9/1/13. Acquired by the Cardinals in exchange for an undisclosed conditional 2018 draft pick on 9/2/16.

2015: Played in 10 games (one start) and had two tackles ... made season debut vs. Den (9/17) ... started and had one solo tackle @ GB (9/28) ... inactive in Games 1 and 5-9 ... notched one solo tackle @ SD (11/22) ... saw action in the remaining six games of the season ... inactive for both play-off contests.

2014: Appeared in 13 games (four starts) and finished the season with 18 tackles, three passes defended and three special teams tackles ... inactive (ankle) for season opener vs. Ten (9/7) ... had five solo tackles and two passes defended @ Den (9/14) ... recorded a season-high six unassisted tackles @ Mia (9/21) ... had a tackle and a pass defended vs. NE (9/29) ... collected three solo tackles vs. Oak (12/14) ... inactive for final two games of the season.

2013: Played in every game and made six starts as a rookie, setting career highs with 41 tackles, three INTs and 18 passes defended ... also had a fumble recovery for a TD, one forced fumble and three special teams tackles ... set franchise record for most passes defended by a rookie and tied for second on the team with his three INTs ... made NFL debut in season opener @ Jax (9/8) and had his first career tackle ... made his first career start vs. NYG (9/29) ... recorded both his first career INT and TD in win @ Ten (10/6); recovered fumble in the end zone on a Titans punt return in the first quarter and then intercepted Ryan Fitzpatrick in the fourth quarter to help set up a Chiefs

FG ... collected an INT for the second straight week vs. Oak (10/13); also had five solo tackles and season-best four passes defended ... registered three tackles and a forced fumble @ Buf (11/3); forced fumble was recovered by Tamba Hali and returned for a TD in the fourth quarter ... posted a career-best eight solo tackles and intercepted Peyton Manning in the second quarter vs. Den (12/1) ... had four tackles in regular season finale @ SD (12/29) ... made postseason debut and had two tackles and a pass defended in Wild Card game @ Ind (1/4/14).

COLLEGE:

Played in 43 games (three starts) at Rutgers, recording 88 tackles, one INT, two fumble recoveries and six passes defended ... appeared in 13 games (one start) as a senior and notched 42 tackles, including three for loss, one INT, a fumble recovery, three passes defended and a blocked kick ... posted 30 tackles, one fumble recovery and a pass defended in 13 games as a junior ... played in nine games (one start) in 2010, finishing the year with 16 tackles and two passes defended ... appeared in six games (one start) in 2009 after playing in two games as a true freshman in 2008 before being granted a redshirt season.

PERSONAL:

Attended Bloomfield (CT) High School where he was ranked as the eighth-best prospect in the state ... ranked second in Connecticut state history in career receiving yards (3,014), TD catches (43) and consecutive games with a TD reception (13) ... finished as school's all-time leader in receiving yards, TDs, receptions and consecutive games with a TD ... also participated in track and field, running the 100 and competing in the long jump and high jump ... majored in Information Technology and Informatics.

COOPER CAREER STATS

Year	Team	GP/GS	Tackles			Sacks		Interceptions					FR	FF	STT
			Solo	Asst.	Ttl	Sk	Yds	Int	Yds	Lg	TD	PD			
2013	KC	16/6	38	3	41	0.0	0	3	32	20	0	18	1	1	3
2014	KC	13/4	18	0	18	0.0	0	0	0	0	0	3	0	0	3
2015	KC	10/1	2	0	2	0.0	0	0	0	0	0	0	0	0	0
Total		39/11	58	3	61	0.0	0	3	32	20	0	21	1	1	6

Single Game Highs:

Single Game Highs: Total Tackles: 8, vs. Denver, 12/1/13; **Solo Tackles:** 8, vs. Denver, 12/1/13; **Interceptions:** 1, three times, last vs. Denver, 12/1/13; **Fumble Recoveries:** 1, @ Tennessee, 10/6/13; **Forced Fumbles:** 1, @ Buffalo, 11/3/13; **TDs:** 1, fumble recovery in end zone @ Tennessee, 10/6/13.

COOPER POSTSEASON STATS

Year	Team	GP/GS	Tackles			Sacks		Interceptions					FR	FF	STT
			Solo	Asst.	Ttl	Sk	Yds	Int	Yds	Lg	TD	PD			
2013	KC	1/0	1	1	2	0.0	0	0	0	0	0	1	0	0	0
2015	KC	0/0	0	0	0	0.0	0	0	0	0	0	0	0	0	0
Total		1/0	1	1	2	0.0	0	0	0	0	0	1	0	0	0

Postseason Single Game Highs:

Postseason Single Game Highs: Total Tackles: 2, @ Indianapolis, 1/4/14; **Solo Tackles:** 1, @ Indianapolis, 1/4/14.

ULRICK JOHN



COLLEGE: Georgia State

HOMETOWN: Hinesville, GA

YEARS NFL/CARDINALS: 3/1

HOW ACQUIRED: FA-16

DOB: May 20, 1992

75 // TACKLE/GUARD // 6-5 // 307

PRO CAREER:

Originally selected by the Indianapolis Colts in the seventh round (232nd overall) of the 2014 NFL Draft. Released on 9/5/15 and signed to Colts practice squad on 9/6/15. Signed by Miami Dolphins off Colts practice squad on 11/2/15. Released on 9/3/16 and signed to Dolphins practice squad on 9/5/16. Signed to Cardinals active roster on 10/8/16.

2015: Began the season on Colts practice squad before being signed by Dolphins on 11/2 ... appeared in two games with Miami ... was inactive for six games and DNP in one other ... made NFL debut and saw action at tackle @ SD (12/20) ... played on special teams in regular season finale vs. NE (1/3/16).

2014: Spent entire rookie season on injured reserve after suffering ankle injury during preseason.

COLLEGE:

Four-year letterman where he played in 36 games with 25 starts ... started 11 games at left tackle as a senior in 2013 and received honorable mention All-Sun Belt ... made 10 starts in 11 games played at left tackle as a junior ... appeared in 10 games (four starts) as a sophomore, starting games at left tackle, left guard and center ... played in four games as a true freshman during school's inaugural season of football.

PERSONAL:

Attended Bradwell Institute (Hinesville, GA) where he was a first-team All-Savannah selection by the Savannah Morning News as a senior ... played center, defensive end and long snapper ... was a two-time first-team all-region choice ... had 32 knock-down blocks as a senior and 90 for his career ... recorded 26 tackles with nine tackles for loss on defense and returned two fumbles for TDs ... also played basketball and baseball.

JOHN CAREER STATS

Year	Team	GP/GS
2014	Ind	Injured Reserve-Ankle
2015	Mia	2/0
Total		2/0

RYAN QUIGLEY

COLLEGE: Boston College

HOMETOWN: Little River, SC

YEARS NFL/CARDINALS: 4/1

HOW ACQUIRED: FA-16

DOB: January 26, 1990

9 // PUNTER // 6-3 // 188



PRO CAREER:

Originally signed as a rookie free agent with the Chicago Bears on 5/13/12. Released on 9/10/12. Signed with New York Jets on 4/12/13. Released on 8/26/13 and re-signed with Jets on 9/16/13. Signed with Philadelphia Eagles as unrestricted free agent on 4/18/16. Released on 5/23/16. Signed with Jacksonville Jaguars on 6/16/16 and was released on 8/29/16. Signed with Cardinals on 9/28/16.

2015: Played in 15 games and had 75 punts for 3,287 yards (43.8 avg.) ... had a 36.5-yard net average and a career-best 27 punts inside the 20 with just four touchbacks ... inactive (shin) @ NE (10/25) ... finished with a net average of 44.0 yards @ Oak (11/1) ... landed a career-high five of his nine punts inside the 20 vs. Jax (11/8) ... posted season best numbers with a 51.6-yard average and a net average of 49.0 yards vs. Buf (11/12) ... averaged 47.8 yards (40.0 net) on five punts in OT win vs. NE (12/27).

2014: Appeared in all 16 games and set career highs with 78 punts for 3,580 yards (45.9 avg.) ... also had a career-best net average of 39.9 yards ... both gross average and net average were Jets single-season franchise records ... landed 23 punts inside the 20 and had nine touchbacks ... had a career-high 51.7 yard average on six punts vs. Det (9/28) ... followed that up the next game with a career-high net average of 49.6 yards on eight punts @ SD (10/5) ... kicked the longest punt of his career with a 69-yarder vs. Pit (11/9) ... completed his first career pass for 38 yards on a fake punt @ Mia (12/28).

2013: Played in 14 games and had 72 punts for 3,278 yards (45.5 avg.) ... posted a then franchise-record net average of 38.9 yards and had 21 punts inside the 20 with just three touchbacks ... after being released during the preseason, re-signed with Jets on 9/16 and made NFL debut vs. Buf (9/22) ... recorded season-high net average of 45.6 yards on five punts @ Cin (10/27) ... registered career-best 411 yards on eight punts (51.4 avg.) @ Bal (11/24).

COLLEGE:

Punted 284 times for 11,418 yards (40.2 avg.) in 52 games played during his four seasons at Boston College ... ranked fourth in the nation with 28 punts inside the 20 as a senior in 2011 ... led the ACC with 3,282 yards and 26 punts inside the 20 as a junior ... was an honorable mention all-conference choice as a sophomore when he had 23 punts inside the 20 and ranked fifth in the ACC with a 40.8-yard average ... became punter and kickoff man by midway point of his true freshman season in 2008.

PERSONAL:

Attended Myrtle Beach (SC) High School where he was named the Statewide Special Teams Player of the Year as a senior in 2007 by the South Carolina Football Coaches Association ... made six-of-eight FGAs (only two misses were blocked) and averaged 46.1 yards per punt ... also played soccer and basketball ... double majored in Marketing and Management & Leadership.

QUIGLEY CAREER STATS

Year	Team	GP	No	Yds	Avg	Net	TB	In20	Lg	Blk
2013	NYJ	14	72	3,278	45.5	38.9	3	21	67	1
2014	NYJ	16	78	3,580	45.9	39.9	9	23	69	1
2015	NYJ	15	75	3,287	43.8	36.5	4	27	68	1
Total		45	225	10,145	45.1	38.4	16	71	69	3

Single Game Highs:

Punts: 9, vs. Jacksonville, 11/8/15; **Gross Yards:** 411, @ Baltimore, 11/24/13; **Gross Average (min 3 att.):** 51.7, vs. Detroit, 9/28/14; **Net Average (min 3 att.):** 49.6, @ San Diego, 10/5/14; **Inside 20:** 5, vs. Jacksonville, 11/8/15; **Long Punt:** 69, vs. Pittsburgh, 11/9/14.

Additional Statistics: Special Teams Tackles: Career: 1. 2013: 1

THAROLD SIMON



COLLEGE: LSU

HOMETOWN: EUNICE, LA

YEARS NFL/CARDINALS: 4/1

HOW ACQUIRED: WV-16 (SEAHAWKS)

DOB: March 6, 1991

29 // CORNERBACK // 6-3 // 202

PRO CAREER:

Originally selected by Seattle in the fifth-round (138th overall) of the 2013 NFL Draft. Released on 9/13/16 and claimed off waivers by the Cardinals on 9/14/16.

2015: Played in one game before being placed on injured reserve (toe) ... appeared on special teams @ GB (9/20) ... inactive (toe) for three other games and was placed on IR on 10/10.

2014: Appeared in 10 games (one start) and had 11 tackles, one INT and three passes defended ... inactive (knee) the first five games of the season ... started in his NFL debut and had his first career tackle @ StL (10/19) ... collected two solo tackles @ Car (10/26) ... posted a career-best three tackles vs. NYG (11/9) ... had his first career INT @ Phi (12/7) ... inactive (shoulder) for regular season finale vs. StL (12/28) ... played in all three postseason games ... started at CB and had five solo tackles in Divisional Playoff win vs. Car (1/10/15) ... saw action in NFC Championship Game vs. GB (1/18/15) and Super Bowl XLIX vs. NE (2/1/15); recorded a pass defended in the Super Bowl.

2013: Missed entire season due to foot injury ... placed on Reserve/PUP list on 8/27 and reverted to injured reserve on 12/10.

COLLEGE:

Played in 34 games (15 starts) in three seasons at LSU, recording 99 tackles, seven INTs, 22 passes defended, 2.5 tackles for loss, a forced fumble and a fumble recovery ... started all 13 games as a junior in 2012 and led the Tigers with four INTs and nine passes defended ... also had 45 tackles and a fumble recovery ... played in 13 games (two starts) and ranked third in the SEC with 10 passes defended as a sophomore ... finished season with 42 tackles, 2.5 tackles for loss, two INTs and a forced fumble ... appeared in eight games and had one INT and three passes defended as a true freshman in 2010.

PERSONAL:

Attended Eunice (LA) High School where he played CB and WR and was a Super Prep All-American ... recorded 13 career INTs ... caught 29 passes for 671 yards and four TDs while rushing for 122 yards and four TDs as a senior ... majored in General Studies.

SIMON CAREER STATS

Year	Team	Tackles				Sacks		Interceptions					FR	FF	STT
		GP/GS	Solo	Asst.	Ttl	Sk	Yds	Int	Yds	Lg	TD	PD			
2013	Sea	Injured Reserve-Foot													
2014	Sea	10/1	9	2	11	0.0	0	1	0	0	0	3	0	0	2
2015	Sea	1/0	0	0	0	0.0	0	0	0	0	0	0	0	0	0
Total		11/1	9	2	11	0.0	0	1	0	0	0	3	0	0	2

Single Game Highs:

Single Game Highs: Total Tackles: 3, vs. NY Giants, 11/9/14; **Solo Tackles:** 2, twice, last vs. NY Giants, 11/9/14; **Interceptions:** 1, @ Philadelphia, 12/7/14.

SIMON POSTSEASON STATS

Year	Team	Tackles				Sacks		Interceptions					FR	FF	STT
		GP/GS	Solo	Asst.	Ttl	Sk	Yds	Int	Yds	Lg	TD	PD			
2013	Sea	Injured Reserve-Foot													
2014	Sea	3/1	5	0	5	0.0	0	0	0	0	0	1	0	0	0
2015	Sea	Injured Reserve-Toe													
Total		3/1	5	0	5	0.0	0	0	0	0	0	1	0	0	0

Postseason Single Game Highs:

Postseason Single Game Highs: Total Tackles: 5, vs. Carolina, 1/10/15, 1/13/13; **Solo Tackles:** 5, vs. Carolina, 1/10/15

2016 NFL STANDINGS AND SCHEDULE

	W	L	T	Div	Conf	Wk 1	Wk 2	Wk 3	Wk 4	Wk 5	Wk 6	Wk 7	Wk 8	Wk 9	Wk 10	Wk 11	Wk 12	Wk 13	Wk 14	Wk 15	Wk 16	Wk 17	
NFC EAST																							
Dallas	5	1	0	1-1	4-1	NYG	at Was	CHI	at SF	CIN	at GB	(BYE)	PHI	at Cle	at Pit	BAL	WAS	at Min	at NYG	TB	DET	at Phi	
Philadelphia	4	2	0	0-1	2-2	CLE	at Chi	PIT	(BYE)	at Det	PHI	at Dal	MIN	at NYG	ATL	at Sea	GB	at Cin	WAS	at Bal	BYG	DAL	
Washington	4	3	0	2-1	3-2	PIT	DAL	at NYG	CLE	at Bal	PHI	at Det	(BYE)	at Cin	PHI	GB	at Dal	at AZ	at Phi	CAR	at Chi	NYG	
NY Giants	4	3	0	1-1	2-3	at Dal	NO	WAS	at Min	at GB	BAL	at LA	(BYE)	PHI	CIN	CHI	at Cle	at Pit	DAL	DET	at Phi	at Was	
NFC NORTH																							
Minnesota	5	1	0	1-0	3-1	at Ten	GB	at Car	NYG	HOU	(BYE)	at Phi	at Chi	DET	at Was	AZ	at Det	DAL	at Jax	IND	at GB	CHI	
Green Bay	4	2	0	2-1	3-2	at Jax	at Min	DET	(BYE)	NYG	DAL	CHI	at Atl	IND	at Ten	at Was	at Phi	HOU	SEA	at Chi	MIN	at Det	
Detroit	4	3	0	0-2	3-2	at Ind	TEN	at GB	at Chi	PHI	LA	WAS	at Hou	at Min	(BYE)	JAX	MIN	at NO	CHI	at NYG	Dal	GB	
Chicago	1	6	0	1-1	1-3	at Hou	PHI	at Dal	DET	at Ind	JAX	at GB	MIN	(BYE)	at TB	at NYG	TEN	SF	at Det	GB	WAS	at Min	
NFC SOUTH																							
Atlanta	4	3	0	2-1	2-2	TB	at Oak	at NO	CAR	at Den	at Sea	SD	GB	at TB	at Phi	(BYE)	AZ	KC	at LA	SF	at Car	NO	
Tampa Bay	3	3	0	2-0	3-2	at Atl	at AZ	LA	DEN	at Car	(BYE)	at SF	OAK	ATL	CHI	at KC	SEA	at SD	NO	at Dal	at NO	CAR	
New Orleans	2	4	0	1-1	1-2	OAK	at NYG	ATL	at SD	(BYE)	CAR	at KC	SEA	at SF	DEN	at Car	LA	DET	at TB	at AZ	TB	at Atl	
Carolina	1	5	0	0-3	0-4	at Den	SF	MIN	at Atl	TB	at NO	(BYE)	AZ	LA	KC	NO	at Oak	at Sea	SD	at Was	ATL	at TB	
NFC WEST																							
Seattle	4	1	1	1-1	2-1	MIA	at LA	SF	at NYJ	(BYE)	ATL	at AZ	at NO	BUF	at NE	PHI	at TB	CAR	at GB	LA	AZ	at SF	
Arizona	3	3	1	1-1	2-1	NE	TB	at Buf	LA	at SF	NYJ	SEA	at Car	(BYE)	SF	at Min	at Atl	WAS	at Mia	NO	at Sea	LA	
Los Angeles	3	4	0	2-1	3-3	at SF	SEA	at TB	at AZ	BUF	at Det	NYG	(BYE)	CAR	at NYJ	MIA	at NO	at NE	ATL	at Sea	SF	AZ	
San Francisco	1	6	0	1-2	1-5	LA	at Car	at Sea	DAL	AZ	at Buf	TB	(BYE)	NO	at AZ	NE	at Mia	at Chi	NYJ	at Atl	at LA	SEA	
AFC EAST																							
New England	6	1	0	1-1	5-1	at AZ	MIA	HOU	BUF	at Cle	CIN	at Pit	at Buf	(BYE)	SEA	at SF	at NYJ	LA	BAL	at Den	NYJ	at Mia	
Buffalo	4	3	0	1-2	1-3	at Bal	NYJ	AZ	at NE	at LA	SF	at Mia	NE	at Sea	(BYE)	at Cin	JAX	at Oak	PIT	CLE	MIA	at NYJ	
Miami	3	4	0	1-1	3-3	at Sea	at NE	CLE	at Cin	TEN	PIT	BUF	(BYE)	NYJ	at SD	at LA	SF	at Bal	AZ	at NYJ	at Buf	NE	
NY Jets	2	5	0	1-0	2-3	CIN	at Buf	at KC	SEA	at Pit	at AZ	BAL	at Cle	at Mia	LA	(BYE)	NE	IND	at SF	MIA	at NE	BUF	
AFC NORTH																							
Pittsburgh	4	3	0	1-0	3-2	at Was	CIN	at Phi	KC	NYJ	at Mia	NE	(BYE)	at Bal	DAL	at Cle	at Ind	NYG	at Buf	at Cin	BAL	CLE	
Baltimore	3	4	0	1-0	3-2	BUF	at Cle	at Jax	OAK	WAS	at NYG	at NYJ	(BYE)	PIT	CLE	at Dal	CIN	MIA	SEA	KC	PIT	at Cin	
Cincinnati	3	4	0	1-1	3-3	at NYJ	at Pit	DEN	MIA	at Dal	at NE	CLE	WAS	(BYE)	at NYG	BUF	at Bal	PHI	at Cle	PIT	at Hou	BAL	
Cleveland	0	7	0	0-2	0-5	at Phi	BAL	at Mia	at Was	NE	at Ten	at Cin	NYJ	DAL	at Bal	PIT	NYG	(BYE)	CIN	at Buf	SD	at Pit	
AFC SOUTH																							
Houston	4	3	0	2-0	3-2	CHI	KC	at NE	TEN	at Min	IND	at Den	DET	(BYE)	at Jax	at Oak	SD	at GB	at Ind	JAX	CIN	at Ten	
Indianapolis	3	4	0	1-2	2-3	DET	at Den	SD	at Jax	CHI	at Hou	at Ten	KC	at GB	(BYE)	TEN	PIT	at NYJ	HOU	at Min	at Oak	JAX	
Tennessee	3	4	0	0-2	2-3	MIN	at Det	OAK	at Hou	at Mia	CLE	IND	JAX	at SD	GB	at Ind	at Chi	(BYE)	DEN	at KC	at Jax	HOU	
Jacksonville	2	4	0	1-0	1-3	GB	at SD	BAL	IND	(BYE)	at Chi	OAK	at Ten	at KC	HOU	at Det	at Buf	DEN	MIN	at Hou	TEN	at Ind	
AFC WEST																							
Oakland	5	2	0	1-1	4-1	at NO	ATL	at Ten	at Bal	SD	KC	at Jax	at TB	DEN	(BYE)	HOU	CAR	BUF	at KC	at SD	IND	at Den	
Denver	5	2	0	0-1	3-1	CAR	IND	at Cin	at TB	ATL	at SD	HOU	SD	at Oak	(BYE)	(BYE)	KC	at Jax	at Ten	NE	at KC	OAK	
Kansas City	4	2	0	2-0	3-2	SD	at Hou	NYJ	at Pit	(BYE)	at Oak	NO	at Ind	JAX	at Car	TB	at Den	at Atl	OAK	TEN	DEN	at SD	
San Diego	3	4	0	1-2	2-3	at KC	JAX	at Ind	NO	at Oak	DEN	at Atl	at Den	TEN	MIA	(BYE)	at Hou	TB	at Car	OAK	at Cle	KC	

Bolded and Underlined Opponent - win