

BUCCANEERS *VS* **49ERS**



SUNDAY, OCTOBER 23, 2016 | 1:05 PM

Levi's [®] **STADIUM**

49ERS

SAN FRANCISCO 49ERS GAME RELEASE

Presented by





**TAMPA BAY
BUCCANEERS**

[2-3]





**SAN FRANCISCO
49ERS**

[1-5]

SUNDAY, OCTOBER 23, 2016 | 1:05 PM | LEVI'S® STADIUM | SANTA CLARA, CA | FOX

BUCCANEERS VS. 49ERS

The San Francisco 49ers return to Levi's Stadium this week as they take on the Tampa Bay Buccaneers. The 49ers lead the all-time series against the Buccaneers, 17-5, and have won two straight against Tampa Bay. The Niners host the Buccaneers for the first time since defeating the Bucs, 48-3, in October of 2011.

Last week, San Francisco fell to the Buffalo Bills at New Era Field. The 49ers offense saw QB Colin Kaepernick return to the starting lineup where he connected with WR Torrey Smith on a 53-yard touchdown pass, marking the second touchdown reception of the season for Smith. On the ground, Kaepernick had a team-high 66 yards rushing (8.3 average).

Defensively, DL Arik Armstead registered the first forced fumble of his career, stripping the ball from Bills QB Tyrod Taylor. DL DeForest Buckner recovered the fumble for his first career fumble recovery. Later in the game, Armstead picked up his second sack of the season while Buckner recorded the first two sacks of his career. NT Mike Purcell earned his first career forced fumble, knocking the ball away from Bills RB Jonathan Williams as LB Nick Bellore recovered the loose ball, for the first fumble recovery of his career.

On special teams, K Phil Dawson made each of his three field goal attempts as well as an extra point try and moved past RB Ken Willard for 11th on the franchise's all-time scoring list (374 points).

BY THE NUMBERS

2012 Last week at Buf., DL **DeForest Buckner** became the first NFL rookie to register at least 2.0 sacks and 1 FR in the same game since LB Zach Brown accomplished the feat in 2012 as a member of the Tennessee Titans (12/17/12 vs. NYJ - 2.0 sacks & 1 FR).

123.2 The **49ers offense** is averaging 123.3 rushing yds. per game this season, ranking 5th in the NFL (Buf. - 166.3; Dal. - 161.2; Ten. - 146.7; Arz. - 124.3).

4.5 **San Francisco** is committing an average of 4.5 penalties per game this season, the fewest in the NFL.

49ERS ON THE AIR

TELEVISION: FOX

Play-By-Play: Chris Myers

Color Analyst: Ronde Barber

Sideline Reporter: Jennifer Hale

U.S. BANK 49ERS RADIO NETWORK

KNBR 680 AM & The Bone 107.7 FM

Play-By-Play: Ted Robinson

Color Analyst: Tim Ryan

COMPASS MEDIA NETWORKS

Play-By-Play: Matt Smith

Color Analyst: Curtis Conway

SPANISH RADIO: ESPN DEPORTES 910 AM

Play-By-Play: Jesus Zarate

Color Analyst: Luis Landero/Gabriel Sotelo

2016 SEASON SCHEDULE

DATE	OPPONENT	TIME (PT)
REGULAR SEASON (1-5)		
SEPT. 12	LOS ANGELES	W, 28-0
SEPT. 18	@ CAROLINA	L, 27-46
SEPT. 25	@ SEATTLE	L, 18-37
OCT. 2	DALLAS	L, 17-24
OCT. 6	ARIZONA	L, 21-33
OCT. 16	@ BUFFALO	L, 16-45
OCT. 23	TAMPA BAY	1:05 PM
NOV. 6	NEW ORLEANS	1:05 PM
NOV. 13	@ ARIZONA	1:25 PM
NOV. 20	NEW ENGLAND	1:25 PM
NOV. 27	@ MIAMI	10:00 AM
DEC. 4	@ CHICAGO	10:00 AM
DEC. 11	NEW YORK JETS	1:05 PM
DEC. 18	@ ATLANTA	1:05 PM
DEC. 24	@ LOS ANGELES	1:25 PM
JAN. 1	SEATTLE	1:25 PM

MEDIA CENTER

The 49ers media center is updated daily and contains all of the necessary information to cover the team. On the site, you will find a compilation of 49ers game releases, rosters, updated player bios, gamebooks, transcriptions, statistics, audio files and much more.

To access the site, please visit: media.49ers.com

MEDIA GUIDE

The 49ers 2016 media guide is available online at <http://49ers.1stroundmediagroup.com/> and will be updated weekly throughout the season.

WEEKLY BOOK

The electronic version of the 49ers weekly book is available online. To access the book, please visit:

<http://49ers.1stroundmediagroup.com/weeklybooks/>

Bob Lange - Vice President of Communications • **Dan Beckler** - Director of Football Communications
Roger Hacker - Director of Corporate Communications • **Mike Chasanoff** - Senior Manager of Football Communications
Emily Lucas - Coordinator of Corporate Communications • **Peter Volmut** - Football Communications Assistant

A CRUCIAL CATCH

For the eighth year, the National Football League, the American Cancer Society and the NFL Players Association are teaming up to support October's National Breast Cancer Awareness Month with "A Crucial Catch: Screening Saves Lives" campaign, reminding women about the importance of having a regular mammogram. Throughout the month of October, the 49ers have shared their personal experiences and perspectives on the importance of awareness, and will have the opportunity to attend multiple events in recognition of BCA.

"CANCER HAS BEEN A BIG INFLUENCE ON MY LIFE THROUGH MY FAMILY. MY FAMILY'S HAD A LOT OF EXPERIENCE WITH IT. IN MY PERSONAL ENDEAVORS, GETTING INVOLVED IN THE COMMUNITY, I WORK A LOT WITH PEDIATRIC CANCER. JUST SEEING THE IMPACT THAT IT'S HAD ON MY LIFE AND THEN BEING ABLE TO BE WITH FAMILIES AND SEE HOW IT IMPACTS THEM, ANY SUPPORT THAT WE CAN GIVE TO PEOPLE THAT ARE GOING THROUGH THAT IS VERY IMPORTANT. I DON'T THINK PEOPLE UNDERSTAND HOW IMPACTFUL IT CAN BE TO FAMILIES AND PEOPLE WHO ARE GOING THROUGH SOMETHING LIKE THAT TO KNOW THAT SOMEBODY OUT THERE KNOWS WHAT THEY'RE GOING THROUGH AND CARES ABOUT THEM."

- G ZANE BEADLES



"IT'S DEFINITELY AFFECTED ME. MY MOM BATTLED BREAST CANCER LAST YEAR. MY MOTHER IN-LAW, SHE PASSED FROM BREAST CANCER. SO, IT DEFINITELY TOUCHES HOME. NOW, I JUST TRY AND DO EVERY LITTLE BIT THAT I CAN TO HELP."

- S ANTOINE BETHEA



"LOOKING FOR A CURE FOR CANCER IS DEFINITELY SOMETHING THAT WE NEED TO SUPPORT. EVEN THOUGH I'M NOT AFFECTED BY IT PERSONALLY, ONE DAY MY MOM COULD COME UP WITH IT. NOBODY WANTS TO HEAR THAT KIND OF NEWS AND SUPPORTING THAT CAUSE IS ONE STEP CLOSER TO FINDING A CURE"

- DL DeFOREST BUCKNER

A CRUCIAL CATCH

“I THINK THE MAIN THING IS THE EARLY SCREENING. MY MOM CAUGHT IT EARLY. I THINK THAT WAS A HUGE REASON WHY SHE WAS ABLE TO BEAT IT AND BE SO SUCCESSFUL IS BECAUSE THEY CAUGHT IT SO EARLY. SHE HAD A REGULAR SCREENING THAT SHE HAD DONE. **SCREENING IS KEY**. THIS IS BRINGING AWARENESS TO THE PROCESS OF HOW IMPORTANT THE SCREENING IS AND HOW IMPORTANT IT IS TO CATCH IT EARLY.”

- T JOE STALEY



“THE MOST IMPORTANT WOMEN IN MY LIFE AND THAT I LOVE, IT’S IMPORTANT TO THEM TO GET CHECKED. THERE ARE WOMEN OUT THERE THAT FACE THE CHALLENGES OF BREAST CANCER AND THEY’RE NOT ALONE. **IT’S IMPORTANT TO GET CHECKED** AND JUST KNOW THAT THEY’RE NOT ALONE.”

- C DANIEL KILGORE



“BREAST CANCER AWARENESS IS IMPORTANT TO ME FIRST AND FOREMOST BECAUSE NONE OF US WOULD BE HERE IF IT WASN’T FOR A WOMAN. I HAVE A MOTHER, GRANDMOTHER, MY WIFE THAT MEANS THE WORLD TO ME, MY SISTERS, AND I KNOW THAT IT CAN EFFECT ANYONE. IT DOESN’T DISCRIMINATE. JUST TO BE IN A POSITION TO RAISE AWARENESS TO IT AND SHOW APPRECIATION TO THE PEOPLE WHO ARE FIGHTING IT, IT MEANS A LOT. SO, ANYTIME I HAVE THE CHANCE TO PAINT UP MY CLEATS OR VISIT SOMEONE AND KNOW THAT IT MEANS SOMETHING TO THEM, I’LL DO IT BECAUSE THAT COULD BE ONE OF MY FAMILY MEMBERS. I LOVE ALL PEOPLE AND IT’S IMPORTANT THAT WE CONTINUE TO SHARE AND HOPEFULLY **RAISE AWARENESS AND MONEY TO FIND A CURE ONE DAY**.”

- WR TORREY SMITH

THE HEAD COACHES



Chip Kelly was named the 19th head coach of the San Francisco 49ers on January 14, 2016, after spending the previous three seasons as head coach of the Philadelphia Eagles. Kelly joins the 49ers with 26 seasons of coaching experience at both the NFL and collegiate levels. Kelly won 10 games in each of his first two seasons with the Eagles, including a NFC East Division championship in his first season in 2013, becoming the second head coach in league history to win a division title in his first season in the NFL. Before his time in Philadelphia, Kelly served as the head coach at the University of Oregon (2009-12) after spending the previous two seasons as the team's offensive coordinator (2007-08). He finished with a 46-7 (.868) record as the Oregon Ducks head coach from, including an appearance in four BCS Bowls and a trip to the National Championship game. Prior to Oregon, Kelly served as the offensive coordinator at the University of New Hampshire (1999-2006). Kelly played quarterback and safety at the University of New Hampshire from 1981-84. Following his playing career, Kelly was an assistant at Columbia University for two seasons (1990-91), coaching on the defensive side of the ball and special teams. In 1992, he returned to New Hampshire to become the running backs coach before spending the 1993 season as the defensive coordinator at Johns Hopkins University.

COACHES COMPARISON

<u>Chip Kelly</u>		<u>Dirk Koetter</u>
27-26 (.509)	Record as Head Coach	2-3 (.400)
1-5 (.167)	Record with Current Team	2-3 (.400)
27-27 (.500)	Overall Record (Regular/Postseason)	2-3 (.400)
1st	Years as Head Coach with Team	1st
4th	Years as Head Coach in NFL	1st
4th	Years as an NFL Coach	10th



Dirk Koetter is in his first season as the head coach of the Tampa Bay Buccaneers. Koetter became the 11th head coach in Tampa Bay Buccaneers history and takes over the club after serving one season as the team's offensive coordinator (2015). In 2015, Koetter helped the Bucs set the franchise record for total yards (6,014 - 357.0 per game), while posting the second-most rushing yards (2,162 - 135.1 per game) and second-most passing yards (3,852 - 240.8 per game), along with the fifth-most total points (342 - 21.4 per game). Prior to joining Tampa Bay, Koetter spent three seasons as the offensive coordinator for the Atlanta Falcons (2012-14). During his three seasons with Atlanta, the team cumulatively ranked second in the NFL in completion percentage (67.4), third in third-down conversion percentage (44.1), fourth in passing yards (277.2 per game) and 10th in points (24.0 per game) while posting the second-fewest penalties (243) in the league. Koetter received his first NFL experience with the Jacksonville Jaguars, where he served as offensive coordinator for five seasons (2007-2011). In his five years with the Jaguars, the team cumulatively ranked third in the NFL in rushing yards (132.0 per game) and sixth in rushing average (4.41). Before joining the Jaguars, Koetter spent 22 years at the collegiate level, the final six as the head coach at Arizona State (2001-06). In his six seasons with the Sun Devils, Koetter led the team to four bowl games and posted a 40-34 record. Koetter's first head coaching opportunity came at Boise State (1998-2000), where he finished with a 26-10 record, earned two bowl wins and was a two-time Big West Coach of the Year and a two-time conference champion.

49ERS RECORD WHEN...

TEAM	2016 Reg. Season
Overall	1-5
At Home	1-2
On the Road	0-3
Neutral Site	0-0
In Primetime	1-0
In Dome	0-0
In September	1-2
In October	0-3
In November	0-0
In December	0-0
In January	0-0
Vs. NFC	1-4
Vs. NFC West	1-2
Vs. NFC East	0-1
Vs. NFC North	0-0
Vs. NFC South	0-1
Vs. AFC	0-1
Vs. AFC West	0-0
Vs. AFC East	0-1
Vs. AFC North	0-0
Vs. AFC South	0-0
Scoring on opening drive	0-2
Scoring first	1-4
Leading at half	1-0
Leading after three quarters	1-0
Winning time of possession	1-0
Out-rushing opponent	1-1
Out-passing opponent	1-1
Out-gaining opponent	1-0
OFFENSE	
40% + 3rd down conversions	1-1
50% + 3rd down conversions	0-1
Not throwing an INT	1-1
Passing for 300+ yards	0-0
Having a 100+ yard rusher	0-1
Having a 100+ yard receiver	0-1
Scoring 20+ points	1-2
Scoring 30+ points	0-0
Rushing for 150+ yards	1-1
Having 20+ first downs	1-1
Not allowing a sack	1-1
Allowing two or fewer sacks	1-3
DEFENSE	
Opp. less than 40% on 3rd down	1-1
Opp. less than 30% on 3rd down	1-0
Scoring a defensive TD	0-0
Returning an INT for a TD	0-0
Returning a fumble for a TD	0-0
Recording 3+ sacks	0-1
Recording 5+ sacks	0-0
Winning the turnover battle	1-3
Allowing 17 or fewer points	1-0
Allowing a 100-yard rusher	0-5
Allowing a 100-yard receiver	0-2
Not allowing a rushing TD	1-1
Not allowing a passing TD	1-0

SERIES HISTORY VS. TAMPA BAY



TAMPA BAY BUCCANEERS

Overall: 17-5

Home: 12-2

Away: 5-3

Date	Win	Score	Location	Date	Win	Score	Location	Date	Win	Score	Location
10/30/77	49ers	20-10	SF	9/17/89	49ers	20-16	TB	11/21/04	Bucs	35-3	TB
12/10/78	49ers	6-3	SF	11/18/90	49ers	31-7	SF	10/30/05	49ers	15-10	SF
12/9/79	49ers	23-7	SF	12/19/92	49ers	21-14	SF	12/23/07	49ers	21-19	SF
10/26/80	Bucs	24-23	SF	11/14/93	49ers	45-21	TB	11/21/10	Bucs	21-0	SF
12/4/83	49ers	35-21	SF	10/23/94	49ers	41-16	SF	10/9/11	49ers	48-3	SF
11/18/84	49ers	24-17	SF	8/31/97	Bucs	13-6	TB	12/15/13	49ers	33-14	TB
9/7/86	49ers	31-7	TB	1/12/03	Bucs	31-6	TB				
11/22/87	49ers	24-10	TB	10/19/03	49ers	24-7	SF				

Record: At Levi's Stadium: (0-0)

Raymond James Stadium: (1-2)

Points: At Levi's Stadium: (0-0)

Raymond James Stadium: (42-80)

SERIES HIGHLIGHTS

Matchups: 22

Series Record: 49ers lead series 17-5

49ers Home Record vs. Buccaneers: 49ers lead series 12-2

49ers Away Record vs. Buccaneers: 49ers lead series 5-3

First Meeting: 10/30/77, 49ers win 20-10, at SF

Last Meeting: 12/15/13, 49ers win 33-14, at TB

Current Streak: Won 2

Longest 49ers Win Streak: 9 (12/4/83 - 10/23/94)

Longest Buccaneers Win Streak: 2 (8/31/97 - 1/12/03)

Most 49ers Points: 48 (10/9/11): 49ers win 48-3, at SF

Most Buccaneers Points: 35 (11/21/04): Buccaneers win 35-3, at TB

49ers Shutouts: None

Buccaneers Shutouts: 1 (11/21/10), Buccaneers win 21-0, at SF

STELLAR PERFORMANCES

Below are highlights of how selected 49ers have performed during their careers against the Buccaneers.

SANTOINE BETHEA

- Finished with 12 tackles and 1 INT vs. TB (10/7/07), intercepting Buccaneers QB Bruce Gradkowski and returning it 11-yds., as a member of the Indianapolis Colts.

LB AHMAD BROOKS

- As a member of the Cincinnati Bengals, registered the first start of his NFL career and notched 14 tackles and 1 PD at TB (10/15/06).

K PHIL DAWSON

- Registered a season-high 15 points on 4 of 4 FGs (47, 43, 21 and 35 yds.) and 3 of 3 PATs in the 49ers 33-14 win at TB (12/15/13).

QB COLIN KAEPERNICK

- Completed 19 of 29 atts. (65.5 completion percentage) for 203 yds. and 2 TDs while adding 42 rushing yds. in the 49ers 33-14 win at TB (12/15/13).

WR TORREY SMITH

- As a member of the Baltimore Ravens, recorded 4 receipts. for 51 yds. and 2 TDs at TB (10/12/14).

2016 NFC WEST STANDINGS

Team	W	L	PF	PA	Home	Road	AFC	NFC	DIV	Streak
Seattle	4	1	105	78	3-0	1-1	2-0	2-1	1-1	W3
Los Angeles	3	3	110	137	1-1	2-2	0-1	3-2	2-1	L2
Arizona	3	3	153	104	2-2	1-1	1-2	2-1	1-1	W2
San Francisco	1	5	127	185	1-2	0-3	0-1	1-4	1-2	L5

2016 COMPARISON

49ERS (rank)

- 1-5 (4th NFCW)
- 21.2 (19th)
- 292.8 (32nd)
- 123.3 (5th)
- 169.5 (32nd)
- 26:10 (30th)
- 30.8 (31st)
- 389.8 (27th)
- 174.3 (32nd)
- 215.5 (7th)
- 11 (t-19th)
- 4 (t-14th)
- 46.2 (16th)
- 0 (t-16th)

BUCCANEERS (rank)

- 2-3 (t-2nd NFCS)
- 18.8 (t-26th)
- 335.8 (23rd)
- 88.6 (27th)
- 247.2 (17th)
- 30:59 (11th)
- 28.4 (27th)
- 366.2 (20th)
- 103.8 (16th)
- 262.4 (19th)
- 9 (t-25th)
- 3 (t-22nd)
- 47.1 (13th)
- 5 (t-28th)

Record

Points Per Game

Total Offense

Rushing Offense

Passing Offense

Possession Average

Points Allowed Per Game

Total Defense

Rushing Defense

Passing Defense

Sacks

Interceptions

Punting Avg. (Gross)

Turnover Differential

49ERS

BUCCANEERS

PASSING YARDS

Blaine Gabbert.....890
Colin Kaepernick.....187

Jameis Winston.....1,327

RUSHING YARDS

Carlos Hyde.....429
Blaine Gabbert.....172

Jacquizz Rodgers.....170
Charles Sims.....116

RECEPTIONS

Jeremy Kerley.....28
Quinton Patton.....16

Mike Evans.....32
Adam Humphries.....20

RECEIVING YARDS

Jeremy Kerley.....316
Torrey Smith.....182

Mike Evans.....449
Adam Humphries.....216

INTERCEPTIONS

Ray-Ray Armstrong.....1
Nick Bellore.....1
Antoine Bethea.....1
NaVorro Bowman.....1

Kwon Alexander.....1
Brent Grimes.....1
Daryl Smith.....1

SACKS

Arik Armstead.....2.0
Ahmad Brooks.....2.0
DeForest Buckner.....2.0
NaVorro Bowman.....1.0
Glenn Dorsey.....1.0
Gerald Hodges.....1.0

Kwon Alexander.....2.0
Gerald McCoy.....2.0
Clinton McDonald.....1.5
Robert Ayers.....1.0
Lavonte David.....1.0
Noah Spence.....1.0

OFFENSIVE PROWESS

With the addition of **Chip Kelly** in San Francisco, comes a wealth of experience and success on the offensive side of the football. In his four seasons as a head coach in the NFL, Kelly's offense has ranked highly in several offensive categories.

20-Point Benchmark...

- In Chip Kelly's four NFL seasons as a head coach, his teams have reached 20-or-more points 40 times out of 53 regular season games. In those games, his record is 27-13 (.675 winning pct.).
- Since 2010, the 49ers have scored 20-or-more points 57 times out of 102 regular season games. In those 57 games, they have a combined 46-10-1 record (.816 winning pct.). Their .816 winning pct. scoring 20-or-more points ranks 3rd in the NFL during that timespan.

MOST GAMES WITH 20-OR-MORE PTS., 2013-16

Coach	Games
1. Bill Belichick, NE	46
2. Chuck Pagano, Ind.	42
3. Chip Kelly, Phi./SF	40
4. Pete Carroll, Sea.	39
5t. Marvin Lewis, Cin.	38
Mike McCarthy, GB	38

HIGHEST WINNING PCT. SCORING 20-OR-MORE PTS., 2010-16

Team	Win	Loss	Tie	Win %
1. New England Patriots	77	13	0	.856
2. Green Bay Packers	65	11	1	.851
3. San Francisco 49ers	46	10	1	.816
4. New York Jets	42	12	0	.778
5. Kansas City Chiefs	41	12	0	.774

Punch It In...

- During his three seasons in Philadelphia (2013-15), Chip Kelly's offense ranked 4th in the NFL, with 50 total rushing TDs.
- Through six games as head coach of the 49ers, the team's offense has rushed for 9 TDs, ranking t-2nd in the NFL this season.
- In 2016, the Niners are averaging 32.0 rushing atts. per game, the 2nd-most in the NFL (Dal. - 33.7).

MOST RUSHING TDs IN THE NFL, 2016

Team	TDs
1. Dallas Cowboys	11
2t. San Francisco 49ers	9
Arizona Cardinals	9
Buffalo Bills	9

Capitalize On Their Mistakes...

- San Francisco has scored points off of 9 of their 10 takeaways this season, totaling 48 pts.
- The Niners 48 pts. scored off of takeaways are the 2nd-most in the NFL this season. Their 45 pts. scored in Weeks 1-3 were the most scored by the team in the first 3 games of a season since 1997 (45 pts. scored off of 14 takeaways).

MOST PTS. SCORED OFF OF TAKEAWAYS IN THE NFL, 2016

Team	Takeaways	Pts.
1. Denver Broncos	11	56
2. San Francisco 49ers	10	48
3. Arizona Cardinals	12	47
4. Buffalo Bills	12	37
5. Carolina Panthers	8	36

- The 49ers 45 pts. scored off of takeaways were the most in the NFL through 3 weeks since the Buffalo Bills scored 48 pts. in 2011.
- The team's 8 takeaways in Weeks 1-3 were the most by the 49ers through 3 weeks since 2011 (8 takeaways).



MOD SQUAD



Curtis Modkins is in his ninth season in the NFL and first as the 49ers offensive coordinator. A veteran of 22 seasons coaching at the professional and collegiate levels, he spent the previous three seasons (2013-15) as the running backs coach and run game coordinator for the Detroit Lions.

In 2015 among running backs, the Lions finished the season ranked first in receptions (135) and receiving yards (1,216), and tied for fourth in receiving touchdowns (five) among running backs. RB Theo Riddick set a Detroit franchise record for receptions by a running back, registering 80 receptions for 697 yards and three touchdowns. Rookie RB Ameer Abdullah finished fifth in the NFL in all-purpose yards (1,857).

MOST RECEP.TS. BY RUNNING BACKS, 2015

Team	Recepts.
1. Detroit	135
2. Philadelphia	128
3t. New Orleans	127
4. Baltimore	127
5. Minnesota	121

MOST REC. YDS. BY RUNNING BACKS, 2015

Team	Rec. Yds.
1. Detroit	1,216
2. New Orleans	1,064
3. New England	1,043
4. San Diego	1,035
5. Baltimore	879

In 2014, RB Joiqye Bell led the Lions with a career-high 860 yards on the ground with seven rushing touchdowns. Detroit was the only team in the NFL that had three running backs with 30-or-more receptions.

Detroit ranked third in the NFL in total yards gained by running backs with 2,769 yards (1,690 rushing, 1,079 receiving) in 2013. The Lions were the only team to feature backs who combined for 1,600-or-more rushing yards and 1,000-or-more receiving yards. Under Modkins' guidance, RB Reggie Bush (1,006 rushing, 506 receiving) and Bell (651 rushing, 547 receiving) became the first running back tandem in NFL history to both register 500-or-more rushing yards and 500-or-more receiving yards in the same season.

Prior to joining the Lions, Modkins spent three seasons (2010-12) with the Buffalo Bills as the offensive coordinator and running backs coach. In each of the three seasons with Modkins as offensive coordinator, QB Ryan Fitzpatrick registered 3,000-or-more passing yards and 20-or-more touchdown passes while WR Stevie Johnson recorded 1,000-or-more receiving yards.

In 2012, the Bills offense ranked fourth in the NFL in yards per carry (5.0) and sixth in total rushing yards (2,217). RB C.J. Spiller finished eighth in the league with 1,244 rushing yards en route to his first Pro Bowl selection.

Buffalo ranked 14th in the league in points per game (23.3) and led the AFC in yards per carry (4.9) in 2011. RB Fred Jackson rushed for a team-high 934 yards and six touchdowns while Johnson recorded his second consecutive 1,000-receiving yard season. Fitzpatrick set then career highs with 3,832 passing yards and 24 touchdown passes.

During his first year with the Bills in 2010, Johnson registered career highs with 82 receptions for 1,078 yards and 10 touchdowns, the second most receiving touchdowns in team history. Buffalo was one of five AFC teams with a 3,000-yard passer and two players with 1,000-or-more yards from scrimmage (Jackson and Johnson).

Modkins spent one season as the running backs coach with the Arizona Cardinals in 2009. Second-year RB Tim Hightower finished second in the NFL among running backs with 63 receptions and set a career high with 1,204 total yards from scrimmage while rushing for eight touchdowns. Rookie RB Beanie Wells rushed for 793 yards and seven touchdowns.

Modkins began his NFL coaching career in 2008 as the running backs coach with the Kansas City Chiefs. That season, the Chiefs ranked fourth in the NFL, averaging 4.8 yards per carry. Modkins mentored RB Larry Johnson, who led the team with 193 carries for 874 yards and five touchdowns, and RB Jamaal Charles, who rushed for 378 yards during his rookie season.

Before heading to the NFL, Modkins spent 13 seasons at the collegiate level, including six years at Georgia Tech University. He first joined the staff as the defensive backs coach (2002) before spending the next five seasons as the team's running backs coach (2003-07).

During his time as the Yellow Jackets running backs coach, the team averaged 150-or-more yards per game on the ground in each of his five seasons. From 2006-07, RB Tashard Choice registered back-to-back 1,000-yard rushing seasons, while RB P.J. Daniels ranked 10th in the nation with 1,447 yards rushing in 2003.

Prior to Georgia Tech, Modkins spent four seasons (1998-2001) as the cornerbacks coach at the University of New Mexico. In 2001, Modkins' cornerbacks helped the Lobos rank 18th in the nation in total defense while notching 15 interceptions. From 1998-2000, New Mexico's passing yards per game allowed declined each season, from a high of 222.3 in 1998 to 194.1 in 2000.



Modkins began his coaching career at his alma mater, Texas Christian University, where he served as a graduate assistant in 1995, secondary coach in 1996, and tight ends coach in 1997.

Modkins has been a three-time intern through the NFL Minority Coaching Fellowship program, working with the Philadelphia Eagles (head coach Ray Rhodes) in 1997, the Dallas Cowboys (head coach Chan Gailey) in 1999 and the Pittsburgh Steelers (head coach Bill Cowher) in 2005.

A native of Marlin, TX, Modkins was a three-year starter for TCU and led the Horned Frogs in rushing from 1990-92. He finished his career ranked eighth on the school's all-time rushing list with 2,763 yards and was twice named Second-Team All-Southwest Conference. He earned a bachelor's degree in criminal justice in 1993, and earned his master of liberal arts degree in 1997. Modkins and his wife, Kristi, have four children: Ciera, Jett, Mariah and Dash.

MODKINS' NFL COACHING BACKGROUND

Years	Coaching Position	Team
2016-current	Offensive Coordinator	San Francisco 49ers
2013-15	Running Backs/Run Game Coordinator	Detroit Lions
2010-12	Offensive Coordinator/Running Backs	Buffalo Bills
2009	Running Backs	Arizona Cardinals
2008	Running Backs	Kansas City Chiefs

CAN'T HYDE HIM

Carlos Hyde looks to continue the steep tradition of San Francisco running backs in 2016. A 2014 2nd-round draft pick out of Ohio State, Hyde has made his presence known early during his first three seasons, rushing for 50 yards on seven carries (7.1 average) and one touchdown at Dallas (9/7/14) and 168 yards on 26 carries and two touchdowns vs. Minnesota (9/14/15) and 88 yards and two touchdowns vs. Los Angeles during his three career season openers.

2016 Highlights...

- With 6 rushing TDs this season, Hyde is tied for the 2nd-most rushing TDs in the NFL.
- Rushed for 78 yds. and 1 TD on 22 carries vs. Arz. (10/6), marking the first time he has recorded a rushing TD in three consecutive games.
- Capped off a 12-play, 80-yd. drive with a 3-yd. TD run, his fifth this season and 12th of his career.
- Finished with 21 carries for 103 yds., including a career-long 34-yd. run, and 2 TDs at Sea. (9/25), marking the second, 100-yd. rushing game of his career and first of the season.
- Is the first runner to reach 100-or-more rushing yds. in a single game at Sea. since RB DeMarco Murray rushed for 115 yds. on 10/12/14, as a member of the Dallas Cowboys.
- Rushed for 88 yds. and 2 TDs on 23 carries vs. LA (9/12). It marked his fourth and fifth career rushing TDs on opening day, the most among running backs over the last three seasons. It also marked Hyde's second career 2 TD game (9/14/15 vs. Min.).

MOST RUSHING TDs IN THE NFL, 2016

Player	TDs
1. David Johnson, Arz.	8
2t. Carlos Hyde, SF	6
LeGarrette Blount, NE	6
Melvin Gordon, SD	6
LeSean McCoy, Buf.	6

MOST RUSHING YDs. IN FIRST START WITH THE 49ERS, SINCE 1970

Player	Date	Opp.	Carries	Yds.	TDs
1. Carlos Hyde	9/14/15	vs. Min.	26	168	2
2. Kevan Barlow	12/7/03	vs. Arz.	18	154	1
3. Maurice Hicks	12/12/04	at Arz.	34	139	1
4. Elliott Lenvil	12/7/80	vs. NO	20	125	1
5. Ricky Watters	9/6/92	at NYG	13	100	0

Career Highlights...

- In his NFL debut, registered 7 carries for 50 yds. (7.1 avg.), including a 4-yd. TD run, at Dal. (9/7/14). He became the first 49ers rookie to score a TD on opening day since TE Vernon Davis at Arz. (9/10/06).
- Rushed for 168 yds. and 2 TDs on 26 carries (6.5 avg.) In his first career start vs. Min. (9/14/15), registering the most rushing yds. in their first career start with the 49ers since 1970.
- Found the end zone on a game-winning 4-yd. TD run with 2:59 remaining in the game vs. Was. (11/23/14).

COMMUNITY CORNER

- In August of 2016, Hyde partnered with the Boys & Girls Clubs of Silicon Valley on a new program that will run during the 2016 NFL season for fans to join Hyde in support of the Clubs' programs for kids.
- Fans can share in the success of Hyde and the 49ers offense through a unique, performance based campaign called Touchdowns for Kids. Fans pledge any dollar amount for every touchdown the 49ers score during the 2016 NFL season. At the end of each game, pledges turn into donations that directly benefit the youth that attend the clubs.
- Fans who make a pledge of at least \$1 per touchdown or a flat donation of \$40 or more, will be entered to win a Carlos Hyde autographed helmet. Fans who make a pledge of \$5 per touchdown or more or a flat donation of at least \$400, will receive a special invitation for two to Carlos Hyde's Champions Reception following the season, where guests will meet Hyde and receive a special gift and a photo.



HEADS UP 7UP

Now in his sixth NFL season, **Colin Kaepernick** looks to lead the 49ers offense with his 48 career starts under his belt. In 2014, Kaepernick set career highs in completions (289), passing yards (3,369) and rushing yards (641). His resume speaks for itself, as Kaepernick guided the 49ers to the NFC Championship and a berth in Super Bowl XLVII in just his 10th career start, the 3rd fewest of any starting Super Bowl QB. He set the all-time single-game rushing record (regular or postseason) for a QB with 181 yds. against the Green Bay Packers in the NFC Divisional Playoff game. He followed that season with another trip to the NFC Championship Game in 2013, winning the first three road playoff games of his career in the process.

2016 Highlights...

- Completed 8 of 11 atts. for 135 yds., 1 TD and a QB rating of 144.1 in the first half at Buf. (10/16). His 144.1 QB rating was the 4th highest in any half of his career.

Career Highlights...

- Threw for 165 yds. on 17 completions vs. Min. (9/14/15) and became the first quarterback in franchise history to win each of his first three starts in season openers.
- He also improved to 5-0 on *Monday Night Football*, becoming the fourth quarterback all-time to start his career with 5 straight wins on *MNF*.
- Kaepernick made his 25th career start against the Bears on 9/14/14. Among all current starting QBs in the NFL, Kaepernick's 18-7 (.720) record is the 5th best through the first 25 starts of a career.

QBs TO START THEIR CAREER 5-0 ON MNF

Player	MNF Record
1. Neil O'Donnell, Ten./Cin./NYJ/Pit.	7-0
2. Bob Griese, Mia.	6-0
3. Colin Kaepernick, SF	5-0
4. Dan Fouts, SD	5-0

HIGHEST WINNING PCT. IN A QUARTBACK'S FIRST 25 CAREER STARTS, ACTIVE QBs

Player	Yards	TDs	Rating	Record	Pct.
1. Ben Roethlisberger, Pit.	4,830	32	99.0	22-3	.880
2. Russell Wilson, Sea.	4,963	41	99.3	19-6	.760
3. Tony Romo, Dal.	6,766	52	98.1	19-6	.760
4. Philip Rivers, SD	5,131	32	87.0	19-6	.760
5. Colin Kaepernick, SF	5,254	34	93.4	18-7	.720

- Finished the 2013 season with a 91.6 passer rating, the highest single-season rating by a 49ers quarterback since 2001 (Jeff Garcia - 94.8).
- Set the 49ers franchise record for most passing yds. in a season opener vs. GB (9/8/13) as he completed 27 of 39 atts. for 412 yds., 3 TDs and a QB rating of 129.4. Since 1960, Kaepernick joined Hall of Famer Joe Montana as the only QBs in franchise history to throw for 400 yds, 3 TDs and 0 INTs in a game.
- Had a 58-yd. run at Sea. (1/19/14) (NFC-C), which is the longest run by a QB in NFL postseason history. Finished the game with 130 rushing yds. and now owns three of the top rushing performances by a QB in the Super Bowl era.
- Helped defeat the Panthers, 23-10, at Car. (1/12/14) (NFC-D) to earn his 3rd road win in the playoffs, which is the most among all QBs in franchise history.
- In his first career postseason start, set the NFL single-game rushing record (regular season and playoffs) by a QB with 181 yds. vs. GB (1/12/13), surpassing Michael Vick's 173 rushing yds. in 2002 (12/1/02 at Min.).



NEED FOR SPEED

After joining San Francisco in the 2015 offseason, **Torrey Smith** brought his big-play ability with him to the Bay Area. In his first season with San Francisco, Smith registered three receiving touchdowns of 70-or-more yards, becoming the first member of the 49ers to do so since WR John Taylor in 1989. He also led the NFL with a yards per reception average of 20.1.

2016 Highlights...

- Registered 3 repts. for 76 yds. (25.3 avg.) at Buf. (10/16), including a 53-yd. TD recept. from QB Colin Kaepernick.
- Caught a 28-yd. TD pass from QB Blaine Gabbert at Car. (9/18). It marked his first TD recept. of the season and 35th of his career.

Career Highlights...

- In his first season with the 49ers, he appeared in 16 games (12 starts) and recorded 33 repts. for 663 yds. and 4 TDs. His 20.1 yds.-per-catch avg. was the highest in the NFL. Combined with a 15.2 avg. this season, he leads the NFL over the last two years with an 18.8 rec. avg.
- Finished his time in Baltimore as the Ravens career leader in yds.-per-catch avg. (16.9), registering 213 repts. for 3,591 yds. and 30 TDs.
- His 30 career rec. TDs rank second in Ravens franchise history, trailing only TE Todd Heap (41 rec. TDs).
- Led the Ravens with a career-high 11 TD repts. in 2014, becoming the first Ravens player with 10-or-more TD repts. since WR Michael Jackson had 14 in 1996.
- Registered a career-high 166 rec. yds. and 1 TD on 5 repts. (33.2 avg.) at Buf. (9/29/13).
- With 1,128 rec. yds. in 2013, became the first Ravens player with 1,000-or-more rec. yds. in a season since WR Derrick Mason had 1,028 rec. yds. in 2009.
- In 2011, became the third rookie to have two games (9/25/11 at StL; 11/2011 vs. Cin.) with 150-or-more rec. yds. and at least 1 TD recept. in the same season since 1970 (WR Ken Burrow - 2 in 1971 and WR Randy Moss - 3 in 1998).
- Registered a career-high 3 TD repts. at StL (9/25/11) in his first career start.
- Had his first 3 career repts. go for TDs (74, 41 and 18 yds.) at StL (9/25/11), becoming the first rookie in NFL history and the 12th player since 1991 with 3 TD repts. in the 1st qtr.
- Owns the Ravens rookie franchise record for most repts. (50), and rec. yds. (841) and is tied with WR Marlon Brown in rec. TDs (7).
- In 2015, Smith became the first 49ers player to register 3 rec. TDs of 70-or-more yds. in the same season since WR John Taylor accomplished the feat in 1989. He is the first player in the NFL to reach the mark since Cleveland Browns WR Josh Gordon in 2013.

2015-16 NFL YDS. PER RECEPT.

Player	Avg.
1. Torrey Smith, SF	18.8
2. Kenny Britt, StL	17.8
3. Kenny Stills, Mia.	17.3
4. Rob Gronkowski, NE	17.2
5. Sammy Watkins, Buf.	16.8

*Among Active Players



COMMUNITY CORNER

- During his time in Baltimore, Smith started the Torrey Smith Family Fund, which was established to provide youth with the tools they need to identify, unleash, and reach their full potential. Visit TorreySmith.org for more information in regards to Smith's numerous efforts throughout the community.



O'NEIL'S IMPRINT ON DEFENSE



Jim O'Neil is in his eighth season in the NFL and first with the 49ers as the team's defensive coordinator. He joins the 49ers after spending the past two seasons (2014-15) in the same role with the Cleveland Browns.

In his two seasons with Cleveland, O'Neil led a Browns unit that ranked sixth in the NFL in opposing quarterback completion percentage (59.6) and tied for seventh in interceptions (32) during that time span. In his first season as defensive coordinator in 2014, O'Neil directed a Browns defense that made significant strides from the year prior. Cleveland allowed 69 fewer points than they did in 2013, and ranked ninth in scoring defense (21.1 PPG). His defensive unit led the NFL in opponent quarterback rating (74.1), ranked second in interceptions (21), and tied for fourth in takeaways (29) that season.

In 2014, S Tashaun Gipson finished second in the NFL with six interceptions despite missing the final five games of the season and was selected to his first career Pro Bowl. CB Joe Haden, who ranked second in the NFL in passes defended (20), and S Donte Whitner, in his first season with the Browns, were also selected to the Pro Bowl. It marked the first time in franchise history that three defensive backs were selected to the Pro Bowl and the first time the Browns had at least three players selected on the defensive side of the ball since 1995. In 2015, DE Desmond Bryant led the team with a career-high 6.0 sacks in 14 games played.

LOWEST OPPOSING QB COMP. PCT., 2014-15

Team	Pct.
1. Kansas City Chiefs	57.9
2. Green Bay Packers	58.7
3. Houston Texans	58.8
4. Buffalo Bills	58.9
5t. Cleveland Browns	59.8
Indianapolis Colts	59.8

O'Neil spent four seasons in the New York Jets organization, first as defensive quality control/defensive backs coach in 2009 and then the next three years (2010-12) as assistant defensive backs coach. With New York, the Jets passing defense finished in the top-10 every year with O'Neil on staff. The unit ranked second in 2012 (189.8), fifth in 2011 (201.0), sixth in 2010 (200.6) and first in 2009 (153.7) in opponent passing yards per game.

Over those four years in New York, the Jets defense combined to rank first in the NFL in opponent quarterback rating (71.0), completion percentage (52.6) and passing yards per game (186.3). The Jets defense yielded the second-fewest yards per game (294.8) and allowed only nine, 100-yard receiving games from 2009-2012, the fewest in the NFL over that timespan. O'Neil worked with CB Darrelle Revis in New York where he earned three First-Team AP All-Pro selections (2009-11) and was selected to the Pro Bowl three times. O'Neil helped guide CB Antonio Cromartie and S LaRon Landry to earn 2013 Pro Bowl honors.

Before his time in the NFL, O'Neil spent eight years as a coach at the collegiate level. He was at Eastern Michigan University as the school's recruiting coordinator and safeties coach from 2006-08. He also had stints at Towson University in 2005 as the defensive coordinator, Northwestern University from 2003-04 as a graduate assistant/defensive backs coach, the University of Pennsylvania in 2002 as an assistant offensive line coach and SUNY-Albany in 2001 as an assistant offensive line/tight ends coach.

A three-year starter as a defensive lineman at Towson University, O'Neil served as a team captain in 2000. He earned a bachelor's degree in sports management from Towson, a master of arts degree in liberal studies from Northwestern and a master of science degree in education from SUNY-Albany.

A 37-year-old native of Doylestown, PA, O'Neil attended Central Bucks West (Doylestown, PA) High School where he helped the school to a 31-4 record and three consecutive Suburban One League National Conference championships. He and his wife, Stacy, have a son, Danny, and a daughter, Riley.



Prior to joining the Browns, O'Neil spent the 2013 season as the linebackers coach for the Buffalo Bills. His linebackers helped the Bills set a franchise record with 57 sacks that season, which ranked second in the NFL. The Bills defense finished 10th in the NFL in total defense (333.4 yards per game) after finishing 22nd the year before his arrival. Buffalo also led the NFL in opponent completion percentage (55.3), finished second in interceptions (23), third in opponent quarterback rating (74.9), fourth in passing defense (204.4) and tied for sixth in total takeaways (30). O'Neil worked with rookie DE Jerry Hughes, who appeared in all 16 games and set a career high with 10.0 sacks and registered the first two forced fumbles of his career during his first year with Buffalo.

O'NEIL'S NFL COACHING BACKGROUND

Years	Coaching Position	Team
2016-current	Defensive Coordinator	San Francisco 49ers
2014-15	Defensive Coordinator	Cleveland Browns
2013	Linebackers	Buffalo Bills
2010-12	Assistant Defensive Backs	New York Jets
2009	Defensive Backs/Quality Control	New York Jets

REID WITH CAUTION

Selected as the 18th overall draft choice in the 2013 NFL Draft, **Eric Reid** has done everything you could ask for after earning his starting spot in training camp of his rookie year. Reid has started 53 out of a possible 54 games during his four NFL seasons. Last season, he racked up 81 tackles and his first career sack and forced fumble. He quickly made a name for himself as a rookie in 2013, finishing the season as the only player in the NFC to record four interceptions and two fumble recoveries. He became the first 49ers rookie safety to be named to the Pro Bowl in franchise history. Reid was the recipient of the Thomas Herrion Memorial Award given by the 49ers coaches to the rookie or first-year player who has taken advantage of every opportunity and turned it into a positive situation. Off the field, Reid hosts his Annual "Eric Reid Invitational," a golf tournament which has raised over \$130,000 for the Baton Rouge Sickle Cell Foundation in its first two years.



2016 Highlights...

- Had 6 tackles and his first FF of the season vs. Arz. (10/6).
- Registered a team high and tied a career high with 13 tackles at Sea. (9/25). Also had a career-high 10 solo tackles on the day.

Career Highlights...

- Made his NFL debut vs. GB (9/8/13), recording 7 tackles, 1 INT, 1 PD and 1 special teams tackle. His first career INT came off of Packers QB Aaron Rodgers. Reid became the first 49ers rookie to intercept a pass on opening day since both DB Don Griffin and CB Tim McKyer each registered an INT at TB (9/7/86).
- Registered his 2nd INT of his career picking off a pass by Seahawks QB Russell Wilson vs. Sea. (9/15/13). According to the Elias Sports Bureau, Reid was the only 49ers rookie, since the merger in 1970, to register an INT in each of the team's first 2 games. The last rookie in the NFL to register an INT in the team's first 2 games was Phi. S Nate Allen in 2010.
- Tallied 1 INT vs. Arz. (10/13/13), the 3rd of his career, picking off QB Carson Palmer and returning it 53 yds to the Cardinals 7-yd. line. Also recorded his first career FR, recovering a fumble by Arz. WR Larry Fitzgerald. The takeaway led to a 6-yd. TD run by RB Kendall Hunter.
- Finished the 2013 season as the only player in the NFC to record 4 INTs and 2 FRs.
- Named to the 2013 NFC Pro Bowl. Also earned the Thomas Herrion Memorial Award given by the 49ers coaches to the rookie or first-year player who has taken advantage of every opportunity and turned it into a positive situation.

COMMUNITY CORNER

- In May of 2016, Reid hosted his Second Annual "Eric Reid Invitational," a golf tournament which raises money for the Baton Rouge Sickle Cell Anemia Foundation. The event has brought in more than \$130,000 throughout its first two years.



BETHEA'S BACKYARD



Now in his 11th season and third with the 49ers, **Antoine Bethea** has made an instant impact on his teammates and coaches during his first two-plus years with the team. In 2014, his first season with the team, he was selected by his coaches as the team's Bill Walsh Award recipient, given to the team MVP, as well as earning his third trip to the Pro Bowl. That season he led the 49ers defense with 85 solo tackles, and registered the first touchdown of his career, a 49-yard interception return against San Diego (12/20/15). Since being drafted in 2006, he has proven to be one of the most consistent and reliable tacklers in the NFL. He has started all 152 games that he's appeared in over his career and has made an impact off the field as well by launching his Safe Coverage Foundation, hosting free football camps for youth and donating game tickets to underserved children.

2016 Highlights...

- On the first possession of the game at Car. (9/18), intercepted Panthers QB Cam Newton off a tipped pass by LB NaVorro Bowman. It marked his 1st INT of the season, 19th of his career and his 1st since 12/20/14 vs. SD. In the 2nd Qtr., he then registered a FF, the 7th of his career. He was the first member of the 49ers to record an INT and FF in the same game since he accomplished the same feat on 9/28/14 vs. Phi.
- Registered 1.0 sack vs. Min. (9/15) and now has 5.5 for his career. It marked Bethea's first sack since 10/13/14 at StL.

Career Highlights...

- According to Gamebook statistics, he has recorded the most total tackles (973) among all defensive backs since 2006.
- Has started all 152 games he's appeared in since 2006, including 16 games each year from 2008-14.
- Selected by the coaches as the team's Bill Walsh Award recipient in 2014, given to the 49ers team MVP.
- As a rookie in 2006, was a member of an Indianapolis Colts team that won Super Bowl XLI over the Chicago Bears, 29-17.
- Selected to the AFC Pro Bowl in 2007 and 2009 and was a Pro Bowl selection in 2014.
- Was the recipient of the Colts Ed Block Courage Award in 2012. Also voted the 2013 Colts Man of the Year.

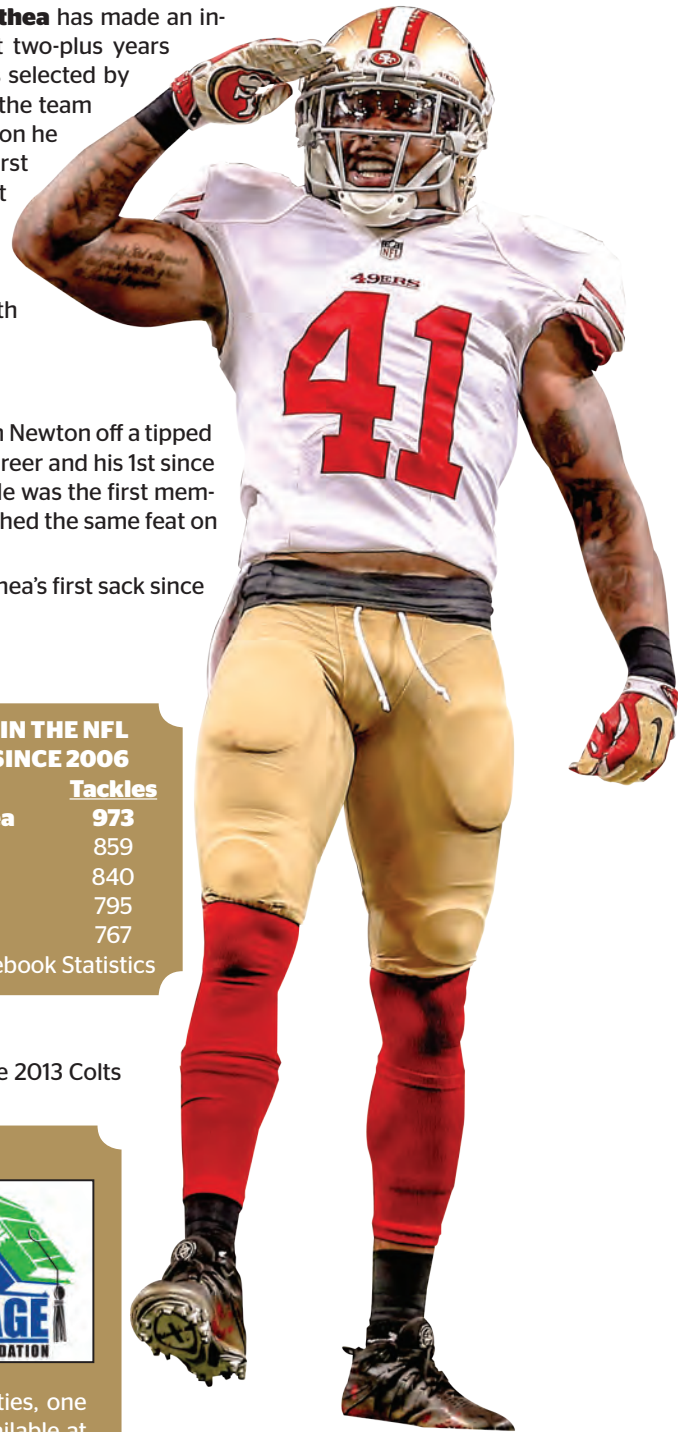
MOST TACKLES IN THE NFL AMONGST DBs SINCE 2006

Player	Tackles
1. Antoine Bethea	973
2. Donte Whitner	859
3. Eric Weddle	840
4. Antrel Rolle	795
5. Roman Harper	767

*According to Gamebook Statistics

COMMUNITY CORNER

- As the founder of the Safe Coverage Foundation in 2011, Bethea has made it a goal to help youth stay in school and receive a strong education. The foundation's mission statement reads, "The Antoine Bethea Safe Coverage Foundation is committed to providing access and resources for students to achieve their dreams of a higher education. We believe providing exposure opportunities, enrichment experiences and the tools needed to succeed, we can change communities, one child at a time." More information on the Safe Coverage Foundation is available at www.antoinebethea.com/safe-coverage-foundation/.



SWIFT SWINTON



Derius Swinton II is in his eighth season in the NFL and first with San Francisco as the special teams coordinator. He joins the 49ers after serving as an assistant special teams coach with the Chicago Bears.

In 2015, Swinton worked with second-year punter Patrick O'Donnell as he surpassed his totals from his rookie season in gross average (44.2), net average (39.7) and punts inside the 20-yard line (28). K Robbie Gould made a career-high 33 field goals which ranked tied for second in the NFL. Gould led the NFL with seven made field goals from 50-or-more yards, which was also a career high.

MOST FGM FROM 50-OR-MORE YDS., 2015

Player	FGM
1. Robbie Gould, Chi.	7
2. Steven Hauschka, Sea.	6
3. Blair Walsh, Min.	6
4t. Dan Bailey, Dal.	5
Brandon McManus, Den.	5
Matt Prater, Det.	5

Prior to joining the Bears, Swinton was an assistant special teams coach with the Denver Broncos from 2013-14. In two seasons with Denver, the team ranked ninth in the NFL in field goal percentage (89.1), making 49 of 55 attempts. In 2014, K Connor Barth's 93.8 field goal percentage was the second-highest in a single-season in franchise history, while KR/PR Trindon Holliday returned both a punt and kickoff return touchdown that season.

In Swinton's first season with Denver, K Matt Prater earned his first career Pro Bowl selection as he set franchise records in field goal percentage (96.2) and points scored (150) in 2013. Prater connected on a 64-yard field goal that season, the longest in NFL history.

Swinton joined the Broncos after spending the 2012 season as a special teams quality control coach for the Kansas City Chiefs. That season, Chiefs P Dustin Colquitt also earned his first trip to the Pro Bowl after ranking second in the NFL in punts inside the 20-yard line (45) and 20 punts inside the 10-yard line. Kansas City's special teams also registered three forced fumbles, one blocked punt and one touchdown during the season.

Swinton began his NFL coaching career with the St. Louis Rams in 2009 as their special teams quality control coach. Over three seasons in St. Louis (2009-11), the Rams ranked third in the NFL in net punting average (39.3) and total kick return yards (5,802), fourth in punt return average (11.0) and fifth in punts downed inside the 20-yard line (95). P Donnie Jones had a net-average of 40.0 in 2010, a mark that ranked third in the NFL and second in the NFC.



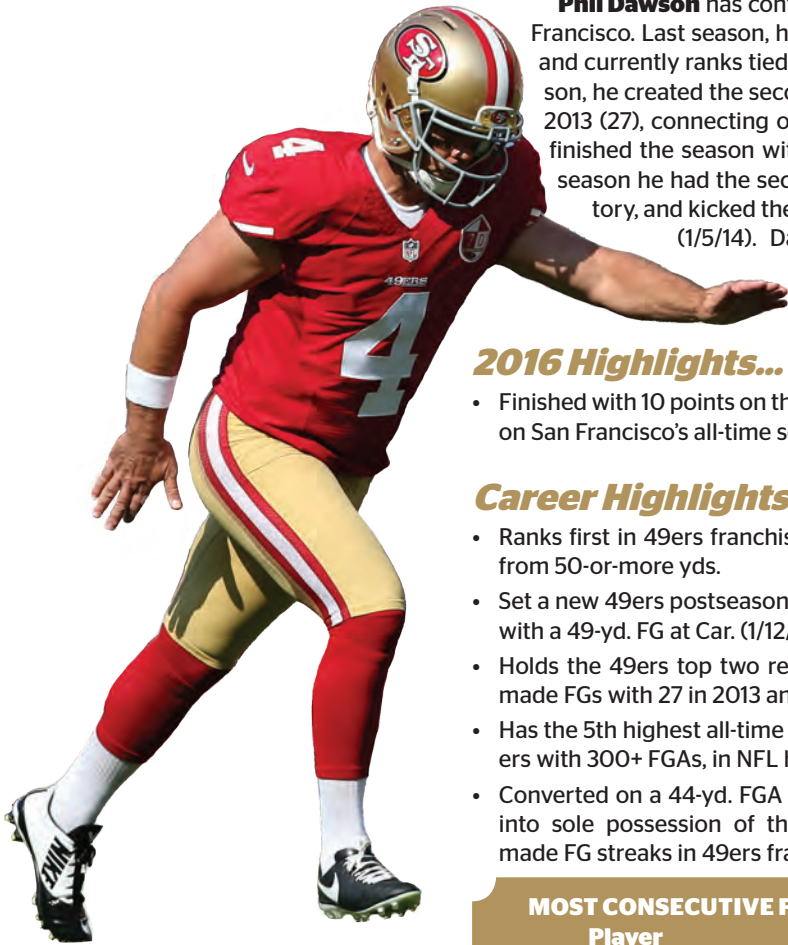
Swinton began his coaching career at the University of Tennessee in 2007 as a graduate assistant working with the defense, a position that he held for two years. In 2008, the Volunteers ranked third in the nation in total defense during his final season on staff, as the team allowed only 263.5 yards per game. With Tennessee, he worked with DB Eric Berry who earned Second-Team All-SEC honors as a freshman in 2007 and All-America honors the following season in 2008.

A Newport News, VA native, Swinton played safety at Hampton University for four seasons (2003-06). Swinton registered 103 tackles, eight interceptions and 10 passes defended. He was also on the school's basketball team.

SWINTON'S NFL COACHING BACKGROUND

Years	Coaching Position	Team
2016-current	Special Teams Coordinator	San Francisco 49ers
2015	Assistant Special Teams	Chicago Bears
2013-14	Assistant Special Teams	Denver Broncos
2012	Special Teams Quality Control	Kansas City Chiefs
2009-11	Special Teams Quality Control	St. Louis Rams

PHIL'S SPECIALTY



Phil Dawson has continued to climb the NFL leaderboards during his three seasons in San Francisco. Last season, he became the 16th player in NFL history to reach 1,600 career points and currently ranks tied for ninth with 393 career made field goals. Throughout the 2015 season, he created the second-longest streak in team history, a record in which he set himself in 2013 (27), connecting on 19-straight field goals. In his second year with the club in 2014, he finished the season with 25 made field goals and 108 total points. During the 2013 regular season he had the second most made field goals (32) and points scored (140) in 49ers history, and kicked the game-winning 33-yard field goal in the Wild Card round at Green Bay (1/5/14). Dawson made the move to San Francisco after establishing himself as one of the most accurate kickers in NFL history, as he ranks 13th all-time with a field goal percentage of 84.5% (393 of 465).

2016 Highlights...

- Finished with 10 points on the day (3 FG, 1 XP) at Buf. (10/16) and moved past RB Ken Willard for 11th on San Francisco's all-time scoring list.

Career Highlights...

- Ranks first in 49ers franchise history with 13 made FGs from 50-or-more yds.
- Set a new 49ers postseason record for longest FG made with a 49-yd. FG at Car. (1/12/14) (NFC-D).
- Holds the 49ers top two records for most consecutive made FGs with 27 in 2013 and 19 in 2015.
- Has the 5th highest all-time FG percentage, among kickers with 300+ FGAs, in NFL history at 84.4%.
- Converted on a 44-yd. FGA at Cle. (12/13/15) and moved into sole possession of the two longest consecutive made FG streaks in 49ers franchise history.

MOST FGM FROM 50-OR-MORE YDS., FRANCHISE HISTORY

Player	FGM
1. Phil Dawson	13
2. Joe Nedney	10
3. David Akers	9
4. Mike Cofer	5
5t. Tommy Davis	4
Ray Wersching	4

MOST CONSECUTIVE FGs MADE IN 49ERS HISTORY

Player	FGs
1. Phil Dawson (10/6/13 - 12/29/13)	27
2. Phil Dawson (9/14/15 - 12/20/15)	19
3. Joe Nedney (11/26/06 - 9/30/07)	18
4. Mike Cofer (12/4/88 - 10/1/89)	17

- Ranks as the Browns franchise leader in FG percentage with a mark of 84% (305-363).
- Is 1st on the Browns all-time FGs made list with 305 kicks made.
- Ranks 2nd in Browns franchise history with 1,265 career points (Lou Groza - 1,349).
- Holds the Browns franchise single-season record with 30 FGs made in 2008.
- Is the only player in Browns franchise history to account for 6 100-point seasons.
- In 2008, he became the first player in Browns franchise history to convert a 50+ yd. FG in three consecutive games.
- In 2004, he established a Browns franchise record with 27 consecutive FGs made [vs. SD (10/19/03) - vs. NYJ (11/21/04)], only to one-up his own record in 2012 with 29 consecutive FGs made [vs. Bal. (12/4/11) - at Oak. (12/2/12)].
- According to the Elias Sports Bureau, Dawson, who also holds the Cleveland Browns franchise record for most consecutive made FGs (27), joined K Olindo Mare (Mia. and Sea.) and Neil Rackers (Arz. and Hou.) as the only kickers who currently hold the record for most consecutive made FGs for two different franchises.

KNOW YOUR OPPONENT



WEEK 1 - MONDAY, SEPTEMBER 12 VS. LOS ANGELES - W, 28-0



- San Francisco improved their all-time opening day record to 37-29-1. The 49ers have won six consecutive season openers, setting the longest streak in franchise history.
- The 49ers improved to 67-64-3 all-time against the Rams, including a 34-32-2 record at home.
- San Francisco has won eight consecutive games on *Monday Night Football*, setting the longest streak in franchise history.
- The 49ers won their 48th career game on *Monday Night Football*, the most in NFL history.



WEEK 2 - SUNDAY, SEPTEMBER 18 AT CAROLINA - L, 27-46



- The 49ers are 8-12 in the all-time series vs. Carolina and 3-7 on the road.



WEEK 3 - SUNDAY, SEPTEMBER 25 AT SEATTLE - L, 18-37



- The 49ers are 7-13 overall on the road at Seattle.



WEEK 4 - SUNDAY, OCTOBER 2 VS. DALLAS - L, 17-24



- The 49ers are 17-17-1 overall vs. Dallas, including 9-9 at home.



WEEK 5 - THURSDAY, OCTOBER 6 VS. ARIZONA - L, 21-33



- The 49ers are 17-10 at home vs. the Cardinals.



WEEK 6 - SUNDAY, OCTOBER 16 AT BUFFALO - L, 16-45



- The overall series between San Francisco and Buffalo is now tied at 6 wins apiece.



WEEK 7 - SUNDAY, OCTOBER 23 VS. TAMPA BAY - 1:05 P.M.



- San Francisco leads the overall series record vs. Tampa Bay, 17-5 and are 12-2 at home in the series.
- The two teams will meet for the first time since December 15, 2013, when the 49ers defeated the Buccaneers, 33-14.
- The Buccaneers last visit to San Francisco was a 48-3 victory for the 49ers in 2011.



WEEK 8 - SUNDAY, OCTOBER 30 - BYE



- This marks the second time in the past three seasons that the 49ers have had their BYE in Week 8.



WEEK 9 - SUNDAY, NOVEMBER 6 VS. NEW ORLEANS - 1:05 P.M.



- San Francisco is 48-25-2 all-time vs. New Orleans and 23-11-2 at home.
- The 49ers will host the Saints for the first time since meeting in the 2011 NFC Divisional Round when they defeated New Orleans, 36-32.
- The Niners have won three of the past four overall meetings against the Saints and will face off for the fourth time in the past five regular seasons.



WEEK 10 - SUNDAY, NOVEMBER 13 AT ARIZONA - 1:25 P.M.



- San Francisco owns the overall series record vs. Arizona, 29-20, including a 12-11 advantage on the road.
- The 49ers are 6-4 over the last 10 overall meetings between the two clubs.



WEEK 11 - SUNDAY, NOVEMBER 20 VS. NEW ENGLAND - 1:25 P.M.



- The Niners lead the overall series vs. New England, 8-4, and are 4-1 at home against the Patriots.
- This marks the first meeting between the two clubs since the 49ers defeated the Patriots, 41-34, on December 16, 2012 at Gillette Stadium.
- San Francisco will host New England for the first time since October 5, 2008.



WEEK 12 - SUNDAY, NOVEMBER 27 AT MIAMI - 10:00 A.M.



- The 49ers and Dolphins are tied at 6 wins apiece in the overall series.
- San Francisco is 2-3 on the road all-time vs. Miami and 1-1 at Sun Life Stadium against the Dolphins.
- This marks only the third visit to Miami for the 49ers since 1995.



WEEK 13 - SUNDAY, DECEMBER 4 AT CHICAGO - 10:00 A.M.



- San Francisco's overall record vs. Chicago is 33-30-1 and 10-17-1 on the road.
- This is the fourth meeting between the teams in the past five years, and the 49ers second consecutive regular season trip to the Windy City.
- The two teams met at Soldier Field last season when the 49ers earned a 26-20 victory in overtime.
- San Francisco will travel to face the Bears in back-to-back seasons for the first time since they visited Chicago in three straight seasons from 2004-06.



WEEK 14 - SUNDAY, DECEMBER 11 VS. NEW YORK JETS - 1:05 P.M.



- The 49ers own the overall series record against the Jets, 10-2, including a 4-1 record at home.
- San Francisco has won each of the past two matchups between the two clubs, including a 34-0 win on September 30, 2012 in New York.
- The Niners have won three consecutive home games vs. the Jets, with their last loss coming in 1983.



WEEK 15 - SUNDAY, DECEMBER 18 AT ATLANTA - 1:05 P.M.



- San Francisco owns the overall series record vs. Atlanta, 47-30-1, and is 19-19-1 on the road.
- The two teams met at Levi's Stadium last season when the 49ers won 17-16.
- The 49ers will enter the matchup with a 6-8 overall record in the Georgia Dome, including a victory in the NFC Championship Game, 28-24, on January 20, 2013.



WEEK 16 - SATURDAY, DECEMBER 24 AT LOS ANGELES - 1:25 P.M.



- The 49ers are 66-64-3 in the overall series against the Rams.
- San Francisco will face the Rams in Los Angeles at the Los Angeles Memorial Coliseum for the first time since September 16, 1979, a 27-24 defeat.
- The Niners hold a slight edge as the road team in the series with a 33-32-1 all-time record.
- This marks the 49ers first game at the Los Angeles Memorial Coliseum since facing the L.A. Raiders on September 29, 1991.



WEEK 17 - SUNDAY, JANUARY 1, 2017 VS. SEATTLE - 1:25 P.M.



- San Francisco is 15-20 in the all-time series vs. Seattle and 8-8 at home.
- The Niners have won five out of the last seven home games against the Seahawks.

*All times are in PT

HEAR ME OUT

On Head Coach Chip Kelly



"I've learned something from Chip every day. This has been fantastic for me, professionally. Just the ability to think out of the box and ask questions maybe that you haven't asked before. That's kind of my nature anyway. But, being around Chip who allows that type of freedom and allows that type of thought and forward thinking, I'm learning something every day and it's been absolutely great for me."

- **Offensive Coordinator Curtis Modkins**

"Chip Kelly does an amazing job with his offense. Without game planning and even with planning his offense can present a lot of problems."

- **Denver Broncos Defensive Coordinator Wade Phillips**

On Defensive Coordinator Jim O'Neil

"You can just tell that when he's in front of the room and when he's teaching, he's stern but he does have that energy that we need. Even out there on the field, he's smiling, he's running around, talking trash. So, pretty sure our defense can feed off that as well."

- **S Antoine Bethea**



On DT Arik Armstead



"He's killing it. He's focused. He's making plays. When you see him, he's doing what you think he should do based on the way he looks. The kid's a monster."

- **S Eric Reid**

On LB Nick Bellore

"I've never viewed Nick as just a special teams guy. I think that Nick is a really good linebacker. I think he can play in this league. He's done a great job preparing himself. He knows the position. He knows how to play the game."

- **Defensive Coordinator Jim O'Neil**



On S Antoine Bethea



"When you've played the game for ten-plus years, I don't think there is anything you haven't seen. It's rare that you see something new. So, when he sees something, he sees it fast. He just has that experience."

- **S Eric Reid**

On DL Ronald Blair



"His versatility will allow him to play everywhere across the front. You can't ignore his playmaking ability out here at practice so far. He makes plays wherever he's aligned along the front. Whether it's at the nose, the three, end, he's a guy that you can move around and do some things with him from a pressure standpoint."

- **Defensive Coordinator Jim O'Neil**

On OL Trent Brown

"I feel like Trent Brown has a very bright future in the National Football League. He's 6-8, he knows how to use his arms, knows how to use his wingspan and he has length. So I feel like, he's young, and people haven't really seen him, but I feel like he's one of the better tackles in the National Football League."

- **Denver Broncos LB Von Miller**



On G Joshua Garnett



"I think he's got a real good mind from a football standpoint. The other thing with him, he's a real steady guy out there. There's not a high, low, or whatever. He's just very consistent in his approach. He probably acts a little bit older than a typical rookie. He's real cerebral. He's got a great understanding of things."

- **Head Coach Chip Kelly**

On RB Carlos Hyde

"There's a physicality to this game. I think it makes him a dangerous weapon in terms of being able to not only make people miss, but to kind of go through and to break arm tackles and to gain that tough yardage when it really looks like there's nothing there."

- **Head Coach Chip Kelly**



"He has really good lateral agility. I'm excited about what Carlos will do in this offense. I think he's got a chance to be really special. I think a lot of Carlos."

- **Offensive Coordinator Curtis Modkins**

On WR Jeremy Kerley



"He's a dynamic player. I think the first thing when you notice Kerley is he can get in and out of cuts very quick. He's sudden in terms of what he does. He can make people miss. He's got real good short-area quickness and he's got outstanding hands."

- **Head Coach Chip Kelly**

2016 SAN FRANCISCO 49ERS UNOFFICIAL DEPTH CHART

Compiled by the 49ers Football Communications staff

AS OF OCTOBER 18, 2016

OFFENSE

WR	17	Jeremy Kerley	19	Keshawn Martin	
LT	74	Joe Staley	71	<u>John Theus</u>	
LG	68	Zane Beadles	65	<u>Joshua Garnett</u>	
C	67	Daniel Kilgore	66	Marcus Martin	
RG	61	Andrew Tiller			
RT	77	Trent Brown			
TE	89	Vance McDonald	88	Garrett Celek	84 Blake Bell
					85 Je'Ron Hamm
WR	82	Torrey Smith	13	<u>Aaron Burbridge</u>	
WR	11	Quinton Patton	81	Rod Streater	
RB	28	Carlos Hyde	24	Shaun Draughn	22 Mike Davis
QB	7	Colin Kaepernick	2	Blaine Gabbert	15 Christian Ponder

DEFENSE

LDT	91	Arik Armstead	99	<u>DeForest Buckner</u>	98 <u>Ronald Blair</u>
NT	64	Mike Purcell	90	Glenn Dorsey	
RDT	92	Quinton Dial	63	Tony Jerod-Eddie	96 Taylor Hart
OLB	55	Ahmad Brooks	95	Tank Carradine	
ILB	50	Nick Bellore	56	Shayne Skov	
ILB	57	Michael Wilhoite	51	Gerald Hodges	
OLB	59	Aaron Lynch	58	Eli Harold	
LCB	26	Tramaine Brock	36/33	Dontae Johnson/ <u>Rashard Robinson</u>	
RCB	25	Jimmie Ward	27	Keith Reaser	38 JaCorey Shepherd
FS	35	Eric Reid	20	Marcus Cromartie	
SS	41	Antoine Bethea	29	Jaquiski Tartt	

SPECIAL TEAMS

P	5	Bradley Pinion			
K	4	Phil Dawson	5	Bradley Pinion	
H	5	Bradley Pinion			
PR	17	Jeremy Kerley	82	Torrey Smith	
KOR	17	Jeremy Kerley	82	Torrey Smith	11 Quinton Patton
LS	86	Kyle Nelson	89	Vance McDonald	

Reserve/Non-Football Injury – NT Ian Williams

Injured Reserve – Ray-Ray Armstrong, LB NaVorro Bowman, CB Chris Davis, WR Bruce Ellington, QB Thad Lewis, CB Will Redmond, WR Eric Rogers

COACHING STAFF

Chip Kelly	Head Coach
Curtis Modkins	Offensive Coordinator
Jim O'Neil	Defensive Coordinator
Derius Swinton II	Special Teams Coordinator
Roy Anderson	Assistant Defensive Backs
Jerry Azzinaro	Defensive Line
Dana Bible	Senior Analyst
Bob Bicknell	Wide Receivers
Joe Bowden	Inside Linebackers
Michael Clay	Assistant Special Teams
Ryan Day	Quarterbacks
Pat Flaherty	Offensive Line
Jeff Hafley	Defensive Backs
Mick Lombardi	Offensive Quality Control
Tem Lukabu	Defensive Quality Control
Jeff Nixon	Tight Ends
Vince Oghobaase	Assistant Offensive Line
Tom Rathman	Running Backs
Jason Tarver	Outside Linebackers
Eric Wolford	Assistant Offensive Line

PRONUNCIATION GUIDE

Nick Bellore	buh-LORE	Shaun Draughn	DRONE
Antoine Bethea	ANN-twahn, buh-THAY	Colin Kaepernick	CAP-ur-nick
DeForest Buckner	duh-FORE-ist	Daniel Kilgore	KILL-gore
NaVorro Bowman	nuh-VARR-oh, BOH-minn	Bradley Pinion	PIN-yunn
Tramaine Brock	truh-MAIN	Mike Purcell	purr-SELL
Ahmad Brooks	uh-MAHD	Joe Staley	STAY-lee
Tank Carradine	CARE-uh-deen	Jaquiski Tartt	juh-KWAH-skee
Garrett Celek	SELL-ick	Michael Wilhoite	WILL-hoyt

2016 SAN FRANCISCO NUMERICAL 49ERS ROSTER

AS OF OCTOBER 18, 2016

NO	PLAYER	POS	HT	WT	Age	EXP	COLLEGE	ACQUIRED
2	Blaine Gabbert	QB	6-4	235	26	6	Missouri	TR in '14 (Jax)
4	Phil Dawson	K	5-11	200	41	18	Texas	FA in '13
5	Bradley Pinion	P	6-5	229	22	2	Clemson	D-5 in '15
7	Colin Kaepernick	QB	6-4	230	28	6	Nevada	D-2 in '11
11	Quinton Patton	WR	6-0	204	26	4	Louisiana Tech	D-4A in '13
13	Aaron Burbridge	WR	6-1	208	22	R	Michigan State	D-6C in '16
15	Christian Ponder	QB	6-2	230	28	5	Florida State	FA in '16
17	Jeremy Kerley	WR	5-9	188	27	6	Texas Christian	TR in '16 (Det.)
19	Keshawn Martin	WR	5-11	195	26	5	Michigan State	FA in '16
20	Marcus Cromartie	CB	6-0	195	25	3	Wisconsin	FA in '14
22	Mike Davis	RB	5-9	217	23	2	South Carolina	D-4B in '15
24	Shaun Draughn	RB	5-11	205	28	5	North Carolina	FA in '15
25	Jimmie Ward	DB	5-11	193	25	3	Northern Illinois	D-1 in '14
26	Tramaine Brock	CB	5-10	197	28	7	Belhaven	FA in '10
27	Keith Reaser	CB	6-0	190	25	2	Florida Atlantic	D-5B in '14
28	Carlos Hyde	RB	6-0	235	25	3	Ohio State	D-2 in '14
29	Jaquiski Tarta	S	6-1	221	24	2	Samford	D-2 in '15
33	Rashard Robinson	CB	6-1	177	21	R	Louisiana State	D-4 in '16
35	Eric Reid	S	6-1	213	24	4	Louisiana State	D-1 in '13
36	Dontae Johnson	CB	6-2	200	24	3	North Carolina State	D-4B in '14
38	JaCorey Shepherd	CB	5-11	199	23	2	Kansas	FA in '16
41	Antoine Bethea	S	5-11	206	32	11	Howard	FA in '14
50	Nick Bellore	LB	6-1	250	27	6	Central Michigan	FA in '15
51	Gerald Hodges	LB	6-2	236	25	4	Penn State	TR in '15 (Min.)
55	Ahmad Brooks	LB	6-3	259	32	11	Virginia	W in '08 (Cin.)
56	Shayne Skov	LB	6-3	247	26	2	Stanford	FA in '14
57	Michael Wilhoite	LB	6-0	240	29	5	Washburn	FA in '11
58	Eli Harold	LB	6-3	265	22	2	Virginia	D-3 in '15
59	Aaron Lynch	LB	6-6	270	23	3	South Florida	D-5A in '14
61	Andrew Tiller	G	6-4	324	27	4	Syracuse	FA in '14
63	Tony Jerod-Eddie	DT	6-5	301	26	4	Texas A&M	FA in '12
64	Mike Purcell	NT	6-3	303	25	3	Wyoming	FA in '13
65	Joshua Garnett	G	6-5	321	22	R	Stanford	D-1B in '16
66	Marcus Martin	C	6-3	321	22	3	Southern California	D-3A in '14
67	Daniel Kilgore	C	6-3	308	28	6	Appalachian State	D-5 in '11
68	Zane Beadles	G	6-4	305	29	7	Utah	FA in '16
71	John Theus	OL	6-6	303	22	R	Georgia	D-5B in '16
74	Joe Staley	T	6-5	315	32	10	Central Michigan	D-1B in '07
77	Trent Brown	OL	6-8	355	23	2	Florida	D-7A in '15
81	Rod Streater	WR	6-2	195	28	5	Temple	TR in '16 (KC)
82	Torrey Smith	WR	6-0	205	27	6	Maryland	FA in '15
84	Blake Bell	TE	6-6	252	25	2	Oklahoma	D-4A in '15
85	Je'Ron Hamm	TE	6-3	236	24	2	Louisiana-Monroe	W in '15 (Was.)
86	Kyle Nelson	TE/LS	6-2	240	30	5	New Mexico State	FA in '14
88	Garrett Celek	TE	6-5	252	28	5	Michigan State	FA in '12
89	Vance McDonald	TE	6-4	267	26	4	Rice	D-2B in '13
90	Glenn Dorsey	DL	6-1	297	31	9	Louisiana State	FA in '13
91	Arik Armstead	DL	6-7	292	22	2	Oregon	D-1 in '15
92	Quinton Dial	DT	6-5	318	26	4	Alabama	D-5 in '13
95	Tank Carradine	LB	6-4	270	26	4	Florida State	D-2A in '13
96	Taylor Hart	DT	6-6	281	25	3	Oregon	W in '16 (Phi.)
98	Ronald Blair	DL	6-4	270	23	R	Appalachian State	D-5A in '16
99	DeForest Buckner	DL	6-7	300	22	R	Oregon	D-1A in '16
Reserve/Non-Football Injury								
93	Ian Williams	NT	6-1	305	27	6	Notre Dame	FA in '11
Injured Reserve								
3	Eric Rogers	WR	6-3	210	25	1	California Lutheran	FA in '16
9	Thad Lewis	QB	6-2	219	28	4	Duke	FA in '16
10	Bruce Ellington	WR	5-9	197	25	3	South Carolina	D-4A in '14
23	Will Redmond	CB	6-0	186	22	R	Mississippi State	D-3 in '16
43	Chris Davis	CB	5-10	201	25	3	Auburn	FA in '15
53	NaVorro Bowman	LB	6-0	242	28	7	Penn State	D-3 in '10
54	Ray-Ray Armstrong	LB	6-3	220	25	4	Miami (FL)	W in '15 (Oak.)
Practice Squad								
14	Chris Harper	WR	5-11	185	22	1	California	FA in '16
18	DeAndre Smelter	WR	6-2	227	24	1	Georgia Tech	D-4C in '15
30	Prince Charles Iworah	CB	5-11	193	23	R	Western Kentucky	D-7 in '16
31	Kelvin Taylor	RB	5-10	205	23	R	Florida	D-6B in '16
32	DuJuan Harris	RB	5-7	206	28	3	Troy	FA in '15
44	Marcus Rush	LB	6-3	251	25	1	Michigan State	FA in '15
47	Curtis Grant	LB	6-2	240	23	1	Ohio State	FA in '16
60	Fahn Cooper	OL	6-5	306	23	R	Mississippi	D-5C in '16
75	Alex Balducci	OL	6-4	310	22	R	Oregon	FA in '16
78	Norman Price	OL	6-4	311	22	R	Southern Mississippi	FA in '16

2016 SAN FRANCISCO 49ERS ALPHABETICAL ROSTER

AS OF OCTOBER 18, 2016

NO	PLAYER	POS	HT	WT	Birthdate	EXP	COLLEGE	HOMETOWN
91	Armstead, Arik	DL	6-7	292	11-15-93	2	Oregon	Elk Grove, CA
68	Beadles, Zane	G	6-4	305	11-19-86	7	Utah	Casper, WY
84	Bell, Blake	TE	6-6	252	8-7-91	2	Oklahoma	Wichita, KS
50	Bellore, Nick	LB	6-1	250	5-12-89	6	Central Michigan	Whitefish Bay, WI
41	Bethea, Antoine	S	5-11	206	7-27-84	11	Howard	Newport News, VA
98	Blair, Ronald	DL	6-4	270	1-21-93	R	Appalachian State	Greensboro, GA
26	Brock, Tramaine	CB	5-10	197	8-20-88	7	Belhaven	Long Beach, MS
55	Brooks, Ahmad	LB	6-3	259	3-14-84	11	Virginia	Woodbridge, VA
77	Brown, Trent	OL	6-8	355	4-13-93	2	Florida	Albany, GA
99	Buckner, DeForest	DL	6-7	300	3-17-94	R	Oregon	Honolulu, HI
13	Burbridge, Aaron	WR	6-1	208	12-23-93	R	Michigan State	Farmington Hills, MI
95	Carradine, Tank	LB	6-4	270	2-18-90	4	Florida State	Cincinnati, OH
88	Celek, Garrett	TE	6-5	252	5-29-88	5	Michigan State	Cincinnati, OH
20	Cromartie, Marcus	CB	6-0	195	12-3-90	3	Wisconsin	Mansfield, TX
22	Davis, Mike	RB	5-9	217	2-19-93	2	South Carolina	Stone Mountain, GA
4	Dawson, Phil	K	5-11	200	1-23-75	18	Texas	Dallas, TX
92	Dial, Quinton	DT	6-5	318	7-21-90	4	Alabama	Clay, AL
90	Dorsey, Glenn	DL	6-1	297	8-1-85	9	Louisiana State	Gonzales, LA
24	Draughn, Shaun	RB	5-11	205	12-7-87	5	North Carolina	Tarboro, NC
2	Gabbert, Blaine	QB	6-4	235	10-15-89	6	Missouri	Ballwin, MO
65	Garnett, Joshua	G	6-5	321	2-21-94	R	Stanford	Puyallup, WA
85	Hamm, Je'Ron	TE	6-3	236	6-15-92	2	Louisiana-Monroe	Leesville, LA
58	Harold, Eli	LB	6-3	265	1-20-94	2	Virginia	Virginia Beach, VA
96	Hart, Taylor	DT	6-6	281	2-22-91	3	Oregon	Beaverton, OR
51	Hodges, Gerald	LB	6-2	236	1-17-91	4	Penn State	Paulsboro, NJ
28	Hyde, Carlos	RB	6-0	235	9-20-91	3	Ohio State	Naples, FL
63	Jerod-Eddie, Tony	DT	6-5	301	3-29-90	4	Texas A&M	DeSoto, TX
36	Johnson, Dontae	CB	6-2	200	12-1-91	3	North Carolina State	Pennington, NJ
7	Kaepernick, Colin	QB	6-4	230	11-3-87	6	Nevada	Turlock, CA
17	Kerley, Jeremy	WR	5-9	188	11-8-88	6	Texas Christian	Hutto, TX
67	Kilgore, Daniel	C	6-3	308	12-18-87	6	Appalachian State	Kingsport, TN
59	Lynch, Aaron	LB	6-6	270	3-8-93	3	South Florida	Cape Coral, FL
19	Martin, Keshawn	WR	5-11	195	3-15-90	5	Michigan State	Inkster, MI
66	Martin, Marcus	C	6-3	321	11-29-93	3	Southern California	Crenshaw, CA
89	McDonald, Vance	TE	6-4	267	6-13-90	4	Rice	Winnie, TX
86	Nelson, Kyle	TE/LS	6-2	240	10-3-86	5	New Mexico State	China Springs, TX
11	Patton, Quinton	WR	6-0	204	8-9-90	4	Louisiana Tech	Lavergne, TN
5	Pinion, Bradley	P	6-5	229	6-1-94	2	Clemson	Concord, NC
15	Ponder, Christian	QB	6-2	230	2-25-88	5	Florida State	Dallas, TX
64	Purcell, Mike	NT	6-3	303	4-20-91	3	Wyoming	Highlands Ranch, CO
27	Reaser, Keith	CB	6-0	190	7-31-91	2	Florida Atlantic	Miami, FL
35	Reid, Eric	S	6-1	213	12-10-91	4	Louisiana State	Geismar, LA
33	Robinson, Rashard	CB	6-1	177	7-23-95	R	Louisiana State	Pompano Beach, FL
38	Shepherd, JaCorey	CB	5-11	199	3-29-93	2	Kansas	Mesquite, TX
56	Skov, Shayne	LB	6-3	247	7-9-90	2	Stanford	Pawling, NY
82	Smith, Torrey	WR	6-0	205	1-26-89	6	Maryland	Falmouth, VA
74	Staley, Joe	T	6-5	315	8-30-84	10	Central Michigan	Rockford, MI
81	Streater, Rod	WR	6-2	195	2-9-88	5	Temple	Burlington, NJ
29	Tartt, Jaquiski	S	6-1	221	2-12-92	2	Samford	Mobile, AL
71	Theus, John	OL	6-6	303	1-19-94	R	Georgia	Jacksonville, FL
61	Tiller, Andrew	G	6-4	324	3-13-89	4	Syracuse	Central Islip, NY
25	Ward, Jimmie	DB	5-11	193	7-18-91	3	Northern Illinois	Mobile, AL
57	Wilhoite, Michael	LB	6-0	240	12-7-86	5	Washburn	Topeka, KS
Reserve/Non-Football Injury								
93	Williams, Ian	NT	6-1	305	8-31-89	6	Notre Dame	Longwood, FL
Injured Reserve								
54	Armstrong, Ray-Ray	LB	6-3	220	3-5-91	4	Miami (FL)	Sanford, FL
53	Bowman, NaVorro	LB	6-0	242	5-28-88	7	Penn State	Forestville, MD
43	Davis, Chris	CB	5-10	201	11-4-90	3	Auburn	Birmingham, AL
10	Ellington, Bruce	WR	5-9	197	8-22-91	3	South Carolina	Moncks Corner, SC
9	Lewis, Thad	QB	6-2	219	11-19-87	4	Duke	Hialeah, FL
23	Redmond, Will	CB	6-0	186	12-28-93	R	Mississippi State	Memphis, TN
3	Rogers, Eric	WR	6-3	210	2-12-91	1	California Lutheran	Covina, CA
Practice Squad								
75	Balducci, Alex	OL	6-4	310	3-1-94	R	Oregon	Portland, OR
60	Cooper, Fahn	OL	6-5	306	4-30-93	R	Mississippi	Crystal Lake, IL
47	Grant, Curtis	LB	6-2	240	12-28-92	1	Ohio State	Richmond, VA
14	Harper, Chris	WR	5-11	185	12-7-93	1	California	Ingelwood, CA
32	Harris, DuJuan	RB	5-7	206	9-3-88	3	Troy	Brooksville, FL
30	Iworah, Prince Charles	CB	5-11	193	3-11-93	R	Western Kentucky	Nashville, TN
78	Price, Norman	OL	6-4	311	8-25-94	R	Southern Mississippi	Vicksburg, MS
44	Rush, Marcus	LB	6-3	251	6-19-91	1	Michigan State	Cincinnati, OH
18	Smelter, DeAndre	WR	6-2	227	12-3-91	1	Georgia Tech	Macon, GA
31	Taylor, Kelvin	RB	5-10	205	9-28-93	R	Florida	Belle Glade, FL

2016 SAN FRANCISCO 49ERS POSITIONAL ROSTER

AS OF OCTOBER 18, 2016

NO	PLAYER	POS	HT	WT	DOB	EXP	COLLEGE	HOMETOWN	ACQUIRED
Quarterbacks (3)									
2	Gabbert, Blaine	QB	6-4	235	10-15-89	6	Missouri	Ballwin, MO	TR in '14 (Jax)
7	Kaepernick, Colin	QB	6-4	230	11-3-87	6	Nevada	Turlock, CA	D-2 in '11
15	Ponder, Christian	QB	6-2	230	2-25-88	5	Florida State	Dallas, TX	FA-'16
Running Backs (3)									
22	Davis, Mike	RB	5-9	217	2-19-93	2	South Carolina	Stone Mountain, GA	D-4B in '15
24	Draughn, Shaun	RB	5-11	205	12-7-87	5	North Carolina	Tarboro, NC	FA in '15
28	Hyde, Carlos	RB	6-0	235	9-20-91	3	Ohio State	Naples, FL	D-2 in '14
Wide Receivers (6)									
11	Patton, Quinton	WR	6-0	204	8-9-90	4	Louisiana Tech	Lavergne, TN	D-4A in '13
13	Burbridge, Aaron	WR	6-1	208	12-23-93	R	Michigan State	Farmington Hills, MI	D-6C in '16
17	Kerley, Jeremy	WR	5-9	188	11-8-88	6	Texas Christian	Hutto, TX	TR in '16 (Det.)
19	Martin, Keshawn	WR	5-11	195	3-15-90	5	Michigan State	Inkster, MI	FA in '16
81	Streater, Rod	WR	6-2	195	2-9-88	5	Temple	Burlington, NJ	TR in '16 (KC)
82	Smith, Torrey	WR	6-0	205	1-26-89	6	Maryland	Falmouth, VA	FA in '15
Tight Ends (4)									
84	Bell, Blake	TE	6-6	252	8-7-91	2	Oklahoma	Wichita, KS	D-4A in '15
85	Hamm, Je'Ron	TE	6-3	236	6-15-92	2	Louisiana-Monroe	Leesville, LA	FA in '15
88	Celek, Garrett	TE	6-5	252	5-29-88	5	Michigan State	Cincinnati, OH	FA in '12
89	McDonald, Vance	TE	6-4	267	6-13-90	4	Rice	Winnie, TX	D-2B in '13
Offensive Line (8)									
61	Tiller, Andrew	G	6-4	324	3-13-89	4	Syracuse	Central Islip, NY	FA in '14
65	Garnett, Joshua	G	6-5	321	2-21-94	R	Stanford	Puyallup, WA	D-1B in '16
66	Martin, Marcus	C	6-3	321	11-29-93	3	Southern California	Crenshaw, CA	D-3A in '14
67	Kilgore, Daniel	C	6-3	308	12-18-87	6	Appalachian State	Kingsport, TN	D-5 in '11
68	Beadles, Zane	G	6-4	305	11-19-86	7	Utah	Casper, WY	FA in '16
71	Theus, John	OL	6-6	303	1-19-94	R	Georgia	Jacksonville, FL	D-5B in '16
74	Staley, Joe	T	6-5	315	8-30-84	10	Central Michigan	Rockford, MI	D-1B in '07
77	Brown, Trent	OL	6-8	355	4-13-93	2	Florida	Albany, GA	D-7A in '15
Defensive Line (8)									
63	Jerod-Eddie, Tony	DT	6-5	301	3-29-90	4	Texas A&M	DeSoto, TX	FA in '12
64	Purcell, Mike	NT	6-3	303	4-20-91	3	Wyoming	Highlands Ranch, CO	FA in '13
90	Dorsey, Glenn	DL	6-1	297	8-1-85	9	Louisiana State	Gonzales, LA	FA in '13
91	Armstead, Arik	DL	6-7	292	11-15-94	2	Oregon	Elk Grove, CA	D-1 in '15
92	Dial, Quinton	DT	6-5	318	7-21-90	4	Alabama	Clay, AL	D-5 in '13
96	Hart, Taylor	DT	6-6	281	2-22-91	3	Oregon	Beaverton, OR	W in '16 (Phi.)
98	Blair, Ronald	DL	6-4	270	1-21-93	R	Appalachian State	Greensboro, GA	D-5A in '16
99	Buckner, DeForest	DL	6-7	300	3-17-94	R	Oregon	Honolulu, HI	D-1A in '16
Linebackers (8)									
50	Bellore, Nick	LB	6-1	250	5-12-89	6	Central Michigan	Whitefish Bay, Wisconsin	FA in '15
51	Hodges, Gerald	LB	6-2	236	1-17-91	4	Penn State	Paulsboro, NJ	TR in '15 (Min.)
55	Brooks, Ahmad	LB	6-3	259	3-14-84	11	Virginia	Woodbridge, VA	W in '08 (Cin.)
56	Skov, Shayne	LB	6-3	247	7-9-90	2	Stanford	Pawling, NY	FA in '14
57	Wilhoite, Michael	LB	6-0	240	12-7-86	5	Washburn	Topeka, KS	FA in '11
58	Harold, Eli	LB	6-3	265	1-20-94	2	Virginia	Virginia Beach, VA	D-3 in '15
59	Lynch, Aaron	LB	6-6	270	3-8-93	3	South Florida	Cape Coral, FL	D-5A in '14
95	Carradine, Tank	LB	6-4	270	2-18-90	4	Florida State	Cincinnati, OH	D-2A in '13
Defensive Backs (10)									
20	Cromartie, Marcus	CB	6-0	195	12-3-90	3	Wisconsin	Mansfield, TX	FA in '14
25	Ward, Jimmie	DB	5-11	193	7-18-91	3	Northern Illinois	Racine, WI	FA in '14
26	Brock, Tramaine	CB	5-10	197	8-20-88	7	Belhaven	Long Beach, MS	FA in '10
27	Reaser, Keith	CB	6-0	190	7-31-91	2	Florida Atlantic	Miami, FL	D-5B in '14
29	Tartt, Jaquiski	S	6-1	221	2-12-92	2	Samford	Mobile, AL	D-2 in '15
33	Robinson, Rashard	CB	6-1	177	7-23-95	R	Louisiana State	Pompano Beach, FL	D-4 in '16
35	Reid, Eric	S	6-1	213	12-10-91	4	Louisiana State	Geismar, LA	D-1 in '13
36	Johnson, Dontae	CB	6-2	200	12-1-91	3	North Carolina State	Pennington, NJ	D-4B in '14
38	Shepherd, JaCorey	CB	5-11	199	3-29-93	2	Kansas	Mesquite, TX	FA in '16
41	Bethea, Antoine	S	5-11	206	7-27-84	11	Howard	Newport News, VA	FA in '14
Specialists (3)									
4	Dawson, Phil	K	5-11	200	1-23-75	18	Texas	Dallas, TX	FA in '13
5	Pinion, Bradley	P	6-5	229	6-1-94	2	Clemson	Concord, NC	D-5 in '15
86	Nelson, Kyle	LS/TE	6-2	240	10-3-86	5	New Mexico State	Norman, OK	FA in '14
Reserve/NFI (1)									
93	Williams, Ian	NT	6-1	305	8-31-89	6	Notre Dame	Longwood, FL	FA in '11
Injured Reserve (7)									
3	Rogers, Eric	WR	6-3	210	2-12-91	1	California Lutheran	Covina, CA	FA in '16
9	Lewis, Thad	QB	6-2	219	11-19-87	4	Duke	Hialeah, FL	FA in '16
10	Ellington, Bruce	WR	5-9	197	8-22-91	3	South Carolina	Moncks Corner, SC	D-4 in '14
23	Redmond, Will	CB	6-0	186	12-28-93	R	Mississippi State	Memphis, TN	D-3 in '16
43	Davis, Chris	CB	5-10	201	11-4-90	3	Auburn	Birmingham, AL	FA in '15
53	Bowman, NaVorro	LB	6-0	242	5-28-88	7	Penn State	Forestville, MD	D-3 in '10
54	Armstrong, Ray-Ray	LB	6-3	220	3-5-91	4	Miami (FL)	Sanford, FL	W in '15 (Oak.)

2016 SAN FRANCISCO 49ERS ROSTER BREAKDOWN

ROSTER BY EXPERIENCE				HOW THEY WERE BUILT		
PLAYER	EXP	GP/GS	W/SF	YEAR	PLAYER	ACQ
Dawson, Phil	18	269/0	54/0	2007	Joe Staley	D1b
Bethea, Antoine	11	152/152	29/29	2008	Ahmad Brooks	W
Brooks, Ahmad	11	123/89	110/82	2010	NaVorro Bowman*	D3
Staley, Joe	10	136/136	136/136	2011	Tramaine Brock	FA
Dorsey, Glenn	9	96/85	30/20		Colin Kaepernick	D2
Beadles, Zane	7	102/100	6/6		Daniel Kilgore	D5
Bowman, NaVorro*	7	84/69	84/69		Ian Williams#	FA
Brock, Tramaine	7	70/30	70/30	2012	Michael Wilhoite	FA
Smith, Torrey	6	86/80	22/18	2013	Garrett Celek	FA
Gabbert, Blaine	6	42/40	14/13		Tony Jerod-Eddie	FA
Kaepernick, Colin	6	59/48	59/48		Glenn Dorsey	FA
Williams, Ian#	6	31/26	31/26		Phil Dawson	FA
Bellore, Nick	6	86/2	22/2		Eric Reid	D1
Kilgore, Daniel	6	51/16	51/16		Tank Carradine	D2a
Kerley, Jeremy	6	80/30	6/6		Vance McDonald	D2b
Martin, Keshawn	5	58/10	1/0		Quinton Patton	D4a
Celek, Garrett	5	45/11	45/11		Quinton Dial	D5
Nelson, Kyle	5	55/0	38/0		Mike Purcell	FA
Wilhoite, Michael	5	55/33	55/33	2014	Antoine Bethea	FA
Draughn, Shaun	5	47/6	12/6		Jimmie Ward	D1
Ponder, Christian	5	38/36	0/0		Carlos Hyde	D2
Streater, Rod	5	44/36	6/0		Marcus Martin	D3a
Carradine, Tank	4	29/1	29/1		Bruce Ellington*	D4a
Dial, Quinton	4	38/27	38/27		Dontae Johnson	D4b
Jerod-Eddie, Tony	4	50/4	50/4		Aaron Lynch	D5a
McDonald, Vance	4	41/23	41/23		Keith Reaser	D5b
Patton, Quinton	4	32/10	32/10		Kyle Nelson	FA
Reid, Eric	4	53/53	53/53		Blaine Gabbert	TR
Hodges, Gerald	4	45/17	16/7		Andrew Tiller	FA
Tiller, Andrew	4	19/12	19/12		Shayne Skov	FA
Armstrong, Ray-Ray*	4	48/5	7/0	2015	Torrey Smith	FA
Lewis, Thad*	4	7/6	0/0		Arik Armstead	D1
Ellington, Bruce*	3	26/0	26/0		Jaquiski Tartt	D2
Hyde, Carlos	3	27/13	27/13		Eli Harold	D3
Johnson, Dontae	3	38/6	38/6		Blake Bell	D4a
Lynch, Aaron	3	32/18	32/18		Mike Davis	D4b
Martin, Marcus	3	25/22	25/22		Bradley Pinion	D5
Purcell, Mike	3	16/8	16/8		Trent Brown	D7a
Ward, Jimmie	3	27/11	27/11		Nick Bellore	FA
Cromartie, Marcus	3	15/1	15/1		Gerald Hodges	TR
Davis, Chris*	3	19/1	7/0		Shaun Draughn	FA
Hart, Taylor	3	15/1	1/0		Marcus Cromartie	FA
Reaser, Keith	2	18/0	18/0		Chris Davis*	FA
Armstead, Arik	2	22/3	22/3		Je'Ron Hamm	W
Bell, Blake	2	18/5	18/5	2016	Ray-Ray Armstrong*	W
Brown, Trent	2	11/8	11/8		Eric Rogers*	FA
Davis, Mike	2	12/0	12/0		Thad Lewis*	FA
Harold, Eli	2	22/5	22/5		Zane Beadles	FA
Pinion, Bradley	2	22/0	22/0		DeForest Buckner	D1a
Tartt, Jacquiski	2	20/8	20/8		Joshua Garnett	D1b
Skov, Shayne	2	19/0	19/0		Will Redmond*	D3
Hamm, Je'Ron	2	3/0	2/0		Rashard Robinson	D4
Shepard, JaCorey	2	0/0	0/0		Ronald Blair	D5a
Rogers, Eric*	1	0/0	0/0		John Theus	D5b
Blair, Ronald	R	5/0	5/0		Aaron Burbridge	D6c
Buckner, DeForest	R	5/5	5/5		Christian Ponder	FA
Burbridge, Aaron	R	6/1	6/1		Jeremy Kerley	TR
Garnett, Joshua	R	5/1	5/1		Rod Streater	TR
Redmond, Will*	R	0/0	0/0		Taylor Hart	W
Robinson, Rashard	R	6/3	6/3		Keshawn Martin	FA
Theus, John	R	0/0	0/0		JaCorey Shepard	FA

*Injured Reserve

#Reserve/Non-Football Injury

2016 SAN FRANCISCO 49ERS PARTICIPATION CHART

PLAYER	LA 9-12	at CAR 9-18	at SEA 9-25	DAL 10-2	ARZ 10-6	at BUF 10-16	TB 10-23	NO 11-6	at ARZ 11-13	NE 11-20	at MIA 11-27	at CHI 12-4	NYJ 12-11	at ATL 12-18	at LA 12-24	SEA 1-1	GP	GS	DNP	IA
Anderson, Dres	PS	PS	PS	PS	PS	PS											0	0	0	0
Armstead, Arik	P	P	P	P	LDT	LDT											6	2	0	0
Armstrong, Ray-Ray*	P	P	IR	IR	IR	IR											2	0	0	0
Balducci, Alex	PS	PS	PS	PS	PS	PS											0	0	0	0
Beadles, Zane	LG	LG	LG	LG	LG	LG											6	6	0	0
Bell, Blake	P	P	P	P	PS	IA											4	0	0	1
Bellore, Nick	P	P	P	P	ILB	ILB											6	2	0	0
Bethea, Antoine	SS	SS	SS	SS	SS	SS											6	6	0	0
Blair, Ronald	P	P	P	P	P	DNP											5	0	1	0
Bowman, NaVorro*	ILB	ILB	ILB	ILB	IR	IR											4	4	0	0
Brock, Tramaine	LCB	LCB	LCB	LCB	LCB	LCB											6	6	0	0
Brooks, Ahmad	OLB	OLB	OLB	OLB	OLB	OLB											6	6	0	0
Brown, Trent	RT	RT	RT	RT	RT	RT											6	6	0	0
Buckner, DeForest	LDT	LDT	LDT	LDT	IA	NT											5	5	0	1
Burbridge, Aaron	P	P	P	WR	P	P											6	1	0	0
Carradine, Tank	P	P	P	P	P	P											6	0	0	0
Celek, Garrett	P	P	P	P	TE	P											6	1	0	0
Cooper, Fahn	PS	PS	PS	PS	PS	PS											0	0	0	0
Cromartie, Marcus	P	IA	IA	P	P	P											4	0	0	2
Davis, Anthony	P	IA	IA	NR	NR	NR											1	0	0	2
Davis, Chris*	IA	P	P	P	P	IR											4	0	0	1
Davis, Mike	P	P	P	P	P	P											6	0	0	0
Dawson, Phil	P	P	P	P	P	P											6	0	0	0
Dial, Quinton	RDT	RDT	RDT	RDT	RDT	RDT											6	6	0	0
Dorsey, Glenn	IA	P	P	P	IA	P											4	0	0	2
Draughn, Shaun	P	P	P	P	P	P											6	0	0	0
Ellington, Bruce*	IR	IR	IR	IR	IR	IR											0	0	0	0
Gabbert, Blaine	QB	QB	QB	QB	QB	DNP											5	5	1	0
Garnett, Joshua	IA	P	P	P	P	RG											5	1	0	1
Grant, Curtis	NR	NR	PS	PS	PS	PS											0	0	0	0
Hamm, Je'Ron	PS	PS	PS	DNP	P	P											2	0	1	0
Harold, Eli	OLB	OLB	OLB	OLB	P	P											6	4	0	0
Harper, Chris	P	PS	PS	PS	PS	PS											1	0	0	0
Harris, DuJuan	NR	IA	IA	NR	PS	PS											0	0	0	2
Hart, Taylor	IA	IA	IA	IA	P	IA											1	0	0	5
Hodges, Gerald	ILB	ILB	ILB	P	P	P											6	3	0	0
Hyde, Carlos	RB	RB	RB	RB	RB	RB											6	6	0	0
Iworah, Prince Charles	PS	PS	PS	PS	PS	PS											0	0	0	0
Jerod-Eddie, Tony	P	IA	IA	IA	P	IA											2	0	0	4
Johnson, Dontae	P	P	P	P	P	P											6	0	0	0
Kaepernick, Colin	P	DNP	DNP	DNP	DNP	QB											2	1	4	0
Kerley, Jeremy	WR	WR	WR	WR	WR	WR											6	6	0	0
Kilgore, Daniel	C	C	C	C	C	C											6	6	0	0
Lewis, Thad*	IR	IR	IR	IR	IR	IR											0	0	0	0
Lynch, Aaron	SUS	SUS	SUS	SUS	OLB	OLB											2	2	0	0
Martin, Keshawn	NR	NR	NR	IA	IA	P											1	0	0	2
Martin, Marcus	P	P	P	DNP	DNP	DNP											3	0	3	0
McDonald, Vance	TE	TE	TE	IA	IA	TE											4	4	0	2
Nelson, Kyle	P	P	P	P	P	P											6	0	0	0
Patton, Quinton	WR	WR	WR	WR	WR	WR											6	6	0	0
Pinion, Bradley	P	P	P	P	P	P											6	0	0	0
Ponder, Christian	IA	IA	IA	IA	IA	IA											0	0	0	6
Price, Norman	PS	PS	PS	PS	PS	PS											0	0	0	0
Purcell, Mike	NT	NT	NT	NT	NT	P											6	5	0	0
Reaser, Keith	IA	P	P	P	P	P											5	0	0	1
Redmond, Will*	IR	IR	IR	IR	IR	IR											0	0	0	0
Reid, Eric	FS	FS	FS	FS	FS	FS											6	6	0	0
Robinson, Rashard	P	P	P	RCB	RCB	RCB											6	3	0	0
Rogers, Eric*	IR	IR	IR	IR	IR	IR											0	0	0	0
Rush, Marcus	PS	PS	PS	PS	PS	PS											0	0	0	0
Shepard, JaCorey	NR	NR	NR	NR	NR	DNP											0	0	1	0
Skov, Shayne	PS	PS	P	P	P	P											4	0	0	0
Smith, Torrey	WR	WR	WR	WR	WR	WR											6	6	0	0
Staley, Joe	LT	LT	LT	LT	LT	LT											6	6	0	0
Streater, Rod	P	P	P	P	P	P											6	0	0	0
Tartt, Jaquiski	P	P	P	P	P	IA											5	0	0	1
Taylor, Kelvin	PS	PS	PS	PS	PS	PS											0	0	0	0
Theus, John	IA	IA	IA	IA	IA	IA											0	0	0	6
Tiller, Andrew	RG	RG	RG	RG	RG	P											6	5	0	0
Ward, Jimmie	RCB	RCB	RCB	IA	IA	IA											3	3	0	3
Wilhoite, Michael	P	P	P	ILB	ILB	ILB											6	3	0	0
Williams, Ian#	NFI	NFI	NFI	NFI	NFI	NFI											0	0	0	0

Position = Starter, P = Played, DNP = Did Not Play, IA = Inactive, IR = Injured Reserve, PUP = Physically Unable to Perform, PS = Practice Squad, NFI = Non-Football Injury, SUS = Suspended, EXP = Roster Exemption, BYE - Week 8, NR = Not on Roster.

2016 SAN FRANCISCO 49ERS GAME-BY-GAME STARTERS

OFFENSE

Opp	WR	LT	LG	C	RG	RT	TE	WR	WR	RB	QB	Other
LA	Kerley	Staley	Beadles	Kilgore	Tiller	T. Brown	McDonald	T. Smith	Patton	Hyde	Gabbert	
at CAR	Kerley	Staley	Beadles	Kilgore	Tiller	T. Brown	McDonald	T. Smith	Patton	Hyde	Gabbert	
at SEA	Kerley	Staley	Beadles	Kilgore	Tiller	T. Brown	McDonald	T. Smith	Patton	Hyde	Gabbert	
Dal	Kerley	Staley	Beadles	Kilgore	Tiller	T. Brown		T. Smith	Patton	Hyde	Gabbert	Burbridge (WR)
ARZ	Kerley	Staley	Beadles	Kilgore	Tiller	T. Brown	Celek	T. Smith	Patton	Hyde	Gabbert	
at BUF	Kerley	Staley	Beadles	Kilgore	Garnett	T. Brown	McDonald	T. Smith	Patton	Hyde	Kaepernick	
TB												
NO												
at ARZ												
NE												
at MIA												
at CHI												
NYJ												
at ATL												
at LA												
SEA												

DEFENSE

Opp	LDT	NT	RDT	OLB	ILB	ILB	OLB	LCB	RCB	SS	FS	Other
LA	Buckner	Purcell	Dial	Brooks	Bowman	Hodges	Harold	Brock	Ward	Bethea	Reid	
at CAR	Buckner	Purcell	Dial	Brooks	Bowman	Hodges	Harold	Brock	Ward	Bethea	Reid	
at SEA	Buckner	Purcell	Dial	Brooks	Bowman	Hodges	Harold	Brock	Ward	Bethea	Reid	
Dal	Buckner	Purcell	Dial	Brooks	Bowman	Wilhoite	Harold	Brock	R. Robinson	Bethea	Reid	
ARZ	Armstead	Purcell	Dial	Brooks	Bellore	Wilhoite	Lynch	Brock	R. Robinson	Bethea	Reid	
at BUF	Armstead	Buckner	Dial	Brooks	Bellore	Wilhoite	Lynch	Brock	R. Robinson	Bethea	Reid	
TB												
NO												
at ARZ												
NE												
at MIA												
at CHI												
NYJ												
at ATL												
at LA												
SEA												

INACTIVES

Opp	
LA	Ponder/Reaser/C. Davis/Garnett/Theus/Dorsey/Hart
at CAR	Ponder/Cromartie/Harris/Jerod-Eddie/Theus/A. Davis/Hart
at SEA	Ponder/Cromartie/Harris/Jerod-Eddie/Theus/A. Davis/Hart
Dal	Ponder/K. Martin/Ward/Jerod-Eddie/Theus/McDonald/Hart
ARZ	Ponder/K. Martin/Ward/Theus/McDonald/Dorsey/Buckner
at BUF	Ponder/Ward/Tartt/Jerod-Eddie/Theus/Bell/Hart
TB	
NO	
at ARZ	
NE	
at MIA	
at CHI	
NYJ	
at ATL	
at LA	
SEA	

2016 SAN FRANCISCO 49ERS TRANSACTIONS

- 1-7 Signed K Corey Acosta, WR DiAndre Campbell, OL Colin Kelly, DT Kaleb Ramsey, LB Marcus Rush and DT Garrison Smith to Reserve/Future contracts.
- 1-14 Announced Chip Kelly head coach of the San Francisco 49ers.
- 1-21 Signed WR Eric Rogers to a two-year deal.
- 1-27 Announced coaching staff: Curtis Modkins (offensive coordinator); Jim O'Neil (defensive coordinator); Derius Swinton II (special teams coordinator); Jerry Azzinaro (defensive line); Bob Bicknell (wide receivers); Michael Clay (assistant special teams); Ryan Day (quarterbacks); Pay Flaherty (offensive line); Jeff Hafley (defensive backs); Mick Lombardi (offensive quality control); Hardy Nickerson (inside linebackers); Jeff Nixon (tight ends); Tom Rathman (running backs); Jason Tarver (outside linebackers); Eric Wolford (assistant offensive line).
- 2-1 Named Roy Anderson Assistant Defensive Backs coach.
- 2-22 Waived TE Brian Leonhardt
- 2-23 Signed TE Garrett Celek to a four-year contract extension through the 2019 season.
- 2-24 Signed DT Quinton Dial to a three-year contract extension through the 2019 season.
- 3-2 Re-signed RB Shaun Draughn to a one-year contract.
- 3-8 Signed LB Ray-Ray Armstrong to a one-year extension through the 2016 season.
- 3-10 Signed QB Thad Lewis to a one-year deal.
- 3-14 Signed K Phil Dawson to a one-year deal.
- 3-18 Announced the hiring of five additional staff members: Dana Bible, senior analyst; Joe Bowden, inside linebackers; Tem Lukabu, defensive quality control; Kevin O'Connell, special projects; Vince Oghobaase, assistant defensive line.
- 3-22 Signed G Zane Beadles to a three-year deal.
- 3-23 Re-signed NT Ian Williams to a one-year deal.
- 4-4 Re-signed DT Tony Jerod-Eddie to a one-year deal.
- 4-28 Selected DL DeForest Buckner in the 1st round (7th overall) and G Joshua Garnett (26th overall) in the 2016 NFL Draft.
- 4-29 Selected CB Will Redmond in the 3rd round (68th overall) in the 2016 NFL Draft.
- 4-30 Selected CB Rashard Robinson in the 4th round (133rd overall), DL Ronald Blair in the 5th round (142nd overall), OL John Theus in the 5th round (145th overall), OL Fahn Cooper in the 5th round (174th overall), QB Jeff Driskel in the 6th round (207th overall), RB Kelvin Taylor in the 6th round (211th overall), WR Aaron Burbridge in the 6th round (213th overall), and CB Prince Charles Iworah in the 7th round (249th overall) in the 2016 NFL Draft.
- 5-4 Re-signed LB Michael Wilhoite to a one-year deal.
- 5-5 The 49ers waived K Corey Acosta, OL Jordan Devey, RB Kendall Gaskins and QB Dylan Thompson.
Signed the following Undrafted Free Agents to three-year deals: LB Kevin Anderson, DL Alex Balducci, DB Jered Bell, WR Devon Cajuste, DL Demetrius Cherry, DL Jason Fanaika, DL Lenny Jones, DL Darren Lake, K John Lunsford, OL Blake Muir, OL Norman Price, WR Bryce Treggs.
Signed the following 2016 Draft Picks to four-year deals: DL Ronald Blair, DL DeForest Buckner, WR Aaron Burbridge, OL Fahn Cooper, QB Jeff Driskel, CB Prince Charles Iworah, CB Rashard Robinson, RB Kelvin Taylor and OL John Theus.
- 5-12 Signed LB Wynton McManis to a three-year deal and waived LB Kevin Anderson.
- 5-15 RB Jarryd Hayne announced his retirement from the National Football League.
- 6-20 Signed RB Kendall Gaskins to a two-year deal.
- 7-28 DT Kaleb Ramsey announced his retirement from the National Football League.
- 7-29 Signed DL B.J. McBryde to a two-year deal.
- 7-30 T Anthony Davis was reinstated by the National Football League from the Reserve/Retired List and placed NT Ian Williams on the Reserve/Non-Football Injury List.
- 7-31 S Jaquiski Tartt has been placed on the Active/Non-Football Injury List.
- 8-4 Claim DB Cleveland Wallace off waivers from the Houston Texans and released LB Lenny Jones.
- 8-6 Activated S Jaquiski Tartt from the Active/Non-Football Injury List.
- 8-16 Signed QB Christian Ponder to a one-year deal and placed QB Thad Lewis on the Injured Reserve List.
- 8-23 Signed WR Ryan Whalen to a one-year deal and waived/injured S Jered Bell.
- 8-27 Traded CB Kenneth Acker to the Kansas City Chiefs for an undisclosed draft choice.
Released the following nine players: WR DiAndre Campbell, RB Kendall Gaskins, DL Darren Lake, K John Lunsford, LB Wynton McManis, OL Blake Muir, OL Ian Silberman, WR Jerome Simpson and CB Cleveland Wallace. Additionally, placed WR Eric Rogers on the Injured Reserve List.
- 8-28 Released TE Busta Anderson and G/T Erik Pears.
- 8-29 Traded G Brandon Thomas to the Detroit Lions for WR Jeremy Kerley.
- 8-30 Placed WR Bruce Ellington on the Injured Reserve List and waived LB Jason Fanaika.
- 9-3 The 49ers waived/injured WR DeAndre Smelter and placed LB Aaron Lynch on the Reserve/Suspended List.
Acquired WR Rod Streater and an undisclosed draft pick from the Kansas City Chiefs in exchange for an undisclosed draft pick. San Francisco also traded S L.J. McCray to the Seattle Seahawks for an undisclosed draft pick.
Released the following players: WR Dres Anderson, OL Alex Balducci, WR Devon Cajuste, DL Demetrius Cherry, OL Fahn Cooper, QB Jeff Driskel, TE Je'Ron Hamm, RB DuJuan Harris, CB Prince Charles Iworah, OL Colin Kelly, LB Corey Lemonier, DL B.J. McBryde, OL Norman Price, LB Marcus Rush, LB Shayne Skov, NT Garrison Smith, RB Kelvin Taylor, WR Bryce Treggs, WR Ryan Whalen, WR DeAndrew White.
- 9-4 Signed the following nine players to the team's practice squad: WR Dres Anderson; OL Alex Balducci, OL Fahn Cooper, TE Je'Ron Hamm, CB Prince Charles Iworah, OL Norman Price, LB Marcus Rush, LB Shayne Skov, RB Kelvin Taylor.
- 9-5 Signed RB DuJuan Harris to a one-year contract and placed CB Will Redmond on the Injured Reserve List.
Released Bruce Miller.
Signed WR Chris Harper to the team's practice squad.
Claimed DT Taylor Hart off waivers from the Philadelphia Eagles and waived S L.J. McCray.
- 9-6 Signed LB Tank Carradine to a one-year contract extension through the 2017 season.
- 9-12 Promoted WR Chris Harper to the active roster from the team's practice squad and released RB DuJuan Harris.
- 9-13 Re-signed RB DuJuan Harris and waived WR Chris Harper.
- 9-15 Signed WR Chris Harper to the team's practice squad.
- 9-21 Placed LB Ray-Ray Armstrong on the Injured Reserve List and promoted LB Shayne Skov to the active roster from the team's practice squad. Signed LB Curtis Grant to the team's practice squad.
- 9-26 Anthony Davis informed the team that he has retired from the National Football League.
- 9-27 Signed WR Keshawn Martin to a two-year deal.
- 10-3 Signed RB DuJuan Harris to the team's practice squad.
- 10-6 Placed LB NaVorro Bowman on the Injured Reserve List and elevated LB Aaron Lynch from the roster exemption.
- 10-10 Signed CB JaCorey Shepherd to a two-year deal and placed CB Chris Davis on the Injured Reserve List.
- 10-18 Signed WR DeAndre Smelter to the team's practice squad and released WR Dres Anderson.

2016 SAN FRANCISCO 49ERS REGULAR SEASON STATISTICS

Date	W/L	Score	Opponent	Attendance	Rushing	No	Yds	Avg	Long	TD
9/12	W	28-0	Los Angeles	70,178	C. Hyde	109	429	3.9	34	6
9/18	L	27-46	at Carolina	74,143	B. Gabbert	39	172	4.4	24	2
9/25	L	18-37	at Seattle	69,010	C. Kaepernick	8	66	8.3	29	0
10/2	L	17-24	Dallas	70,178	S. Draughn	26	55	2.1	18	1
10/6	L	33-21	Arizona	70,178	M. Davis	10	18	1.8	7	0
10/16	L	16-45	at Buffalo	70,003	49ers	192	740	3.9	34	9
10/23			Tampa Bay		Opponents	211	1,046	5.0	44t	9
11/6			New Orleans		Receiving	No	Yds	Avg	Long	TD
11/13			at Arizona		J. Kerley	28	316	11.3	33t	2
11/20			New England		Q. Patton	16	174	10.9	35	0
11/27			at Miami		C. Hyde	13	66	5.1	13	0
12/4			at Chicago		T. Smith	12	182	15.2	53t	2
12/11			New York Jets		G. Celek	11	135	12.3	29	0
12/18			at Atlanta		V. McDonald	7	118	16.9	75t	2
12/24			at Los Angeles		S. Draughn	4	23	5.8	11	0
1/1			Seattle		R. Streater	3	48	16.0	19	0

Team Statistics	49ers	Opponents
Total First Downs	111	126
Rushing	44	57
Passing	56	58
Penalty	11	11
3rd Down: Made/Att	31/87	38/87
3rd Down Pct.	35.6%	43.7%
4th Down: Made/Att	3/8	1/2
4th Down Pct.	37.5%	50.0%
Possession Avg.	26:10	33:51
Total Net Yards	1,757	2,339
Avg. Per Game	292.8	389.8
Total Plays	384	417
Avg. Per Play	4.6	5.6
Net Yards Rushing	740	1,046
Avg. Per Game	123.3	174.3
Total Rushes	192	211
Net Yards Passing	1,017	1,293
Avg. Per Game	169.5	215.5
Sacked/Yards Lost	13/60	11/46
Gross Yards	1,077	1,339
Attempts/Completions	179/100	195/114
Completion Pct.	55.9%	58.5%
Had Intercepted	6	4
Punts/Average	37/46.2	31/45.5
Net Punting Avg.	39.7	41.4
Penalties/Yards	27/213	44/383
Fumbles/Ball Lost	8/4	9/6
Touchdowns	15	22
Rushing	9	9
Passing	6	12
Returns	0	1

Score By Periods	Q1	Q2	Q3	Q4	OT	Pts
49ers	20	41	10	56	0	127
Opponents	28	51	48	58	0	185

Scoring	TD	Ru	Pa	Rt	PAT	FG	2Pt	Pts
C. Hyde	6	6	0	0	0/0	0/0	1	38
P. Dawson	0	0	0	0	14/14	7/8	0	35
B. Gabbert	2	2	0	0	0/0	0/0	0	12
T. Smith	2	0	2	0	0/0	0/0	0	12
J. Kerley	2	0	2	0	0/0	0/0	0	12
V. McDonald	2	0	2	0	0/0	0/0	0	12
S. Draughn	1	1	0	0	0/0	0/0	0	6
49ers	15	9	6	0	14/14	7/8	1	127
Opponents	22	9	12	1	21/22	10/11	0	185

Sacks:

49ers: A. Armstead 2.0, A. Brooks 2.0, D. Buckner 2.0, N. Bowman 1.0, G. Dorsey 1.0, G. Hodges 1.0, N. Bellore 0.5, R. Blair 0.5, C. Davis 0.5, M. Wilhoite 0.5 **Total: 11.0, Opponents: 13.0**

2-Pt. Conversions: 49ers 1/1, Opponents 0/0

Fumbles Lost: C. Davis 1, S. Draughn 1, C. Hyde 1, K. Martin 1 **Total: 4**

Opponent Fumble Recoveries: R. Armstrong 1, N. Bellore 1, D. Buckner 1, S. Draughn 1, E. Harold 1, G. Hodges 1 **Total: 6**

Passing	Att	Cmp	Yds	Cmp%	Yds/Att	TD	TD%	Int	Int%	Long	Sack/Lost	Rating
B. Gabbert	150	87	890	58.0%	5.9	5	3.3%	6	4.0%	75t	10/40	69.6
C. Kaepernick	29	13	187	44.8%	6.4	1	3.4%	0	0.0%	53t	3/20	77.8
49ers	179	100	1,077	55.9%	6.0	6	3.4%	6	3.4%	75t	13/60	70.9
Opponents	195	114	1,339	58.5%	6.9	12	6.2%	4	2.1%	78t	11/46	91.4

Rushing	No	Yds	Avg	Long	TD
C. Hyde	109	429	3.9	34	6
B. Gabbert	39	172	4.4	24	2
C. Kaepernick	8	66	8.3	29	0
S. Draughn	26	55	2.1	18	1
M. Davis	10	18	1.8	7	0
49ers	192	740	3.9	34	9
Opponents	211	1,046	5.0	44t	9
Receiving	No	Yds	Avg	Long	TD
J. Kerley	28	316	11.3	33t	2
Q. Patton	16	174	10.9	35	0
C. Hyde	13	66	5.1	13	0
T. Smith	12	182	15.2	53t	2
G. Celek	11	135	12.3	29	0
V. McDonald	7	118	16.9	75t	2
S. Draughn	4	23	5.8	11	0
R. Streater	3	48	16.0	19	0
M. Davis	2	16	8.0	10	0
B. Bell	2	10	5.0	6	0
A. Burbridge	1	5	5.0	5	0
B. Gabbert	1	-16	-16.0	-16	0
49ers	100	1,077	10.8	75t	6
Opponents	114	1,339	11.7	78t	12

Interceptions	No	Yds	Avg	Long	TD
R. Armstrong	1	5	5.0	5	0
N. Bellore	1	4	4.0	4	0
A. Bethea	1	0	0.0	0	0
N. Bowman	1	0	0.0	0	0
49ers	4	9	2.3	5	0
Opponents	6	66	11.0	27	0

Punting	No	Yds	Avg	Net	TB	In	Lg	B
B. Pinion	37	1,710	46.2	39.7	2	10	65	0
49ers	37	1,710	46.2	39.7	2	10	65	0
Opponents	31	1,411	45.5	41.4	3	15	63	0

Punt Returns	Ret	FC	Yds	Avg	Long	TD
J. Kerley	8	14	69	8.6	26	0
49ers	8	14	69	8.6	26	0
Opponents	18	12	202	11.2	62	0

Kickoff Returns	No	Yds	Avg	Long	TD
C. Davis	6	129	21.5	26	0
K. Martin	2	37	18.5	20	0
M. Davis	2	18	9.0	12	0
J. Kerley	1	20	20.0	20	0
T. Smith	1	13	13.0	13	0
Q. Patton	1	11	11.0	11	0
49ers	13	228	17.5	26	0
Opponents	13	289	22.2	59	0

Field Goals	1-19	20-29	30-39	40-49	50+
P. Dawson	0/0	2/2	3/3	2/2	0/1
49ers	0/0	2/2	3/3	2/2	0/1
Opponents	0/0	2/2	5/5	3/4	0/0

Dawson: () (29G, 39G) (22G, 53N) (36G) () (33G, 48G, 47G)

Opponents: () (39G, 31G, 49G, 41G) (33G, 33G, 22G) (47N, 22G) (36G) (40G)

2016 DEFENSIVE & SPECIAL TEAMS STATISTICS

DEFENSIVE STATISTICS

PLAYER	TACKLES			For Loss	Quarterback				FF	FR
	Total	Solo	Ast		Sacks	INT	PD	FF		
A. Bethea	51	39	12	0	0.0	1	3	1	0	
E. Reid	49	33	16	0	0.0	0	3	1	0	
N. Bowman	37	27	10	6	1.0	1	2	1	0	
D. Buckner	30	20	10	2	2.0	0	0	0	1	
M. Wilhoite	26	20	6	0.5	0.5	0	1	0	0	
T. Brock	25	18	7	3	0.0	0	6	1	0	
N. Bellore	24	19	5	2.5	0.5	1	1	0	1	
G. Hodges	23	18	5	1	1.0	0	0	1	1	
M. Purcell	23	15	8	2	0.0	0	0	1	0	
Q. Dial	22	15	7	1	0.0	0	1	0	0	
A. Brooks	22	16	6	3	2.0	0	3	0	0	
R. Robinson	17	14	3	0	0.0	0	4	0	0	
J. Tartt	15	10	5	0	0.0	0	1	0	0	
A. Armstead	15	8	7	4	2.0	0	0	1	0	
J. Ward	14	11	3	1	0.0	0	3	0	0	
T. Carradine	12	6	6	0	0.0	0	0	0	0	
E. Harold	11	5	6	1	0.0	0	1	0	1	
R. Armstrong	9	7	2	1	0.0	1	2	0	1	
K. Reaser	9	5	4	0	0.0	0	2	0	0	
G. Dorsey	5	3	2	1	1.0	0	0	0	0	
C. Davis	2	0	2	0.5	0.5	0	0	0	0	
T. Jerod-Eddie	2	1	1	0	0.0	0	0	0	0	
T. Hart	2	2	0	0	0.0	0	0	0	0	
A. Lynch	2	2	0	1	0.0	0	0	0	0	
D. Johnson	1	1	0	0	0.0	0	1	0	0	
R. Blair	1	1	0	0.5	0.5	0	0	0	0	
TOTALS	449	316	133	31	11.0	4	34	7	5	

SACKS (11.0)

A. Armstead (2.0) – 1.0 vs. LA, 1.0 at Buf.	G. Hodges (1.0) – 1.0 at Car.
A. Brooks (2.0) – 1.0 vs. LA, 1.0 at Sea.	N. Bellore (0.5) – 0.5 vs. Arz.
D. Buckner (2.0) – 2.0 at Buf.	R. Blair (0.5) – 0.5 vs. Dal.
N. Bowman (1.0) – 1.0 vs. Dal.	C. Davis (0.5) – 0.5 vs. Dal.
G. Dorsey (1.0) – 1.0 at Sea.	M. Wilhoite (0.5) – 0.5 vs. Arz.

INTERCEPTIONS (4)

R. Armstrong (1) – 1–5 vs. LA	A. Bethea (1) – 1–0 at Car.
N. Bellore (1) – 1–4 at Sea.	N. Bowman (1) – 1–0 vs. LA

SINGLE-GAME BESTS

Tackles: 13, two times, last by Antoine Bethea vs. Dal.
Tackles For Loss: 2, four times, last by Arik Armstead & DeForest Buckner at Buf.
Sacks: 2.0 by DeForest Buckner at Buf.
Passes Defensed: 3, two times, last by Tramaine Brock vs. Arz.
Interceptions: 1, three times, last by Nick Bellore at Sea.
Forced Fumbles: 1, four times, last by Arik Armstead, Tramaine Brock & Mike Purcell at Buf.
Fumble Recoveries: 1, three times, last by Nick Bellore & DeForest Buckner at Buf.
Special Teams Tackles: 3 by Jaquiski Tartt vs. LA

SPECIAL TEAMS

PLAYER	Tot	Solo	Ast	FF	FR
J. Tartt	7	6	1	0	0
A. Burbridge	7	6	1	0	0
N. Bellore	4	3	1	1	0
S. Skov	4	3	1	0	0
M. Wilhoite	4	2	2	0	0
K. Reaser	2	2	0	0	0
G. Hodges	2	1	1	0	0
M. Cromartie	2	1	1	0	0
D. Johnson	1	1	0	0	0
S. Draughn	1	1	0	0	1
V. McDonald	1	0	1	0	0
K. Nelson	1	1	0	0	0
J. Hamm	1	1	0	0	0
TOTALS	37	28	9	1	1

BLOCKED PATS (1)

A. Brooks (1) – blocked G. Gano's PAT at Car.

2016 SAN FRANCISCO 49ERS TEAM HIGHS & LOWS

SAN FRANCISCO 49ERS

	Bests/Highs	Opponent	Date	Worsts/Lows	Opponent	Date
First Downs	28	vs. Los Angeles	9/12/16	12	at Seattle	9/25/26
Third-Down %	8-14-57%	vs. Dallas	10/2/16	3-13-23%	at Buffalo	10/16/16
Total Net Yards	320	vs. Los Angeles	9/12/16	254	at Seattle	9/25/26
Offensive Plays	77	vs. Los Angeles	9/12/16	53	vs. Dallas	10/2/16
Avg. Per Play	5.6	vs. Dallas	10/2/16	3.9	vs. Arizona	10/6/16
Rushing Yards	151	vs. Arizona	10/6/16	65	at Carolina	9/18/16
Rushes	42	vs. Los Angeles	9/12/16	26	at Carolina	9/18/16
Rushing Avg.	4.8	at Buffalo	10/16/16	2.5	at Carolina	9/18/16
Net Passing Yards	237	at Carolina	9/18/16	119	at Seattle	9/25/26
Completions	22	vs. Los Angeles	9/12/16	13	at Buffalo	10/16/16
Attempts	36	at Carolina	9/18/16	23	vs. Dallas	10/2/16
Completions %	69.6	vs. Dallas	10/2/16	44.8	at Buffalo	10/16/16
Avg. Gain Per Passing Play	7.9	vs. Dallas	10/2/16	3.6	vs. Arizona	10/6/16
Interceptions Thrown	0	2 times, last at Buf.	10/16/16	2	2 times, last vs. Arz.	10/6/16
Fumbles Lost	0	2 times, last vs. Dal.	10/2/16	1	4 times, last at Buf.	10/16/16
Turnovers	1	4 times, last at Buf.	10/16/16	3	2 times, last vs. Arz.	10/6/16
Penalties	2	vs. Los Angeles	9/12/16	6	2 times, last at Buf.	10/16/16
Penalty Yards	10	vs. Los Angeles	9/12/16	52	at Buffalo	10/16/16
Gross Punting Avg.	49.9	vs. Arizona	10/6/16	41.8	at Buffalo	10/16/16
Net Punting Avg.	46.3	vs. Arizona	10/6/16	32.7	at Seattle	9/25/26
Time of Poss.	32:10	vs. Los Angeles	9/12/16	23:33	vs. Dallas	10/2/16

OPPONENTS

	Worsts/Lows	Opponent	Date	Bests/Highs	Opponent	Date
First Downs	10	vs. Los Angeles	9/12/16	29	at Buffalo	10/16/16
Third-Down %	3-15-20%	vs. Los Angeles	9/12/16	9-14-64%	at Seattle	9/25/26
Total Net Yards	185	vs. Los Angeles	9/12/16	529	at Carolina	9/18/16
Offensive Plays	60	vs. Los Angeles	9/12/16	78	at Carolina	9/18/16
Avg. Per Play	3.1	vs. Los Angeles	9/12/16	6.8	at Carolina	9/18/16
Rushing Yards	65	vs. Los Angeles	9/12/16	312	at Buffalo	10/16/16
Rushes	23	vs. Los Angeles	9/12/16	44	at Buffalo	10/16/16
Rushing Avg.	2.8	vs. Los Angeles	9/12/16	7.1	at Buffalo	10/16/16
Net Passing Yards	116	vs. Arizona	10/6/16	353	at Carolina	9/18/16
Completions	11	vs. Arizona	10/6/16	24	at Carolina	9/18/16
Attempts	28	2 times, last at Buf.	10/16/16	40	at Carolina	9/18/16
Completions %	39.3	vs. Arizona	10/6/16	71.9	vs. Dallas	10/2/16
Avg. Gain Per Passing Play	3.2	vs. Los Angeles	9/12/16	8.6	2 times, last at Sea.	9/25/16
Interceptions Thrown	2	vs. Los Angeles	9/12/16	0	3 times, last at Buf.	10/16/16
Fumbles Lost	3	at Carolina	9/18/16	0	3 times, last vs. Arz.	10/6/16
Turnovers	4	at Carolina	9/18/16	0	2 times, last vs. Arz.	10/6/16
Penalties	10	vs. Los Angeles	9/12/16	6	2 times, last vs. Dal.	10/2/16
Penalty Yards	102	vs. Los Angeles	9/12/16	45	vs. Dallas	10/2/16
Gross Punting Avg.	41.0	at Carolina	9/18/16	55.3	vs. Dallas	10/2/16
Net Punting Avg.	38.8	vs. Dallas	10/2/16	42.4	vs. Arizona	10/6/16
Time of Poss.	27:50	vs. Los Angeles	9/12/16	36:27	vs. Dallas	10/2/16

2016 SAN FRANCISCO 49ERS INDIVIDUAL HIGHS

Long Plays		Player	Opponent	Date
Longest Run (yards)	34	Carlos Hyde	at Seattle	9/25/26
Longest TD Run (yards)	11t	Carlos Hyde	vs. Los Angeles	9/12/16
Longest Pass Completion (yards)	75t	Blaine Gabbert – Vance McDonald	at Carolina	9/18/16
Longest TD Pass (yards)	75t	Blaine Gabbert – Vance McDonald	at Carolina	9/18/16
Longest Punt Return (yards)	26	Jeremy Kerley	vs. Dallas	10/2/16
Longest Kickoff Return (yards)	26	Chris Davis	at Seattle	9/25/26
Longest Interception Return (yards)	5	Ray–Ray Armstrong	vs. Los Angeles	9/12/16
Longest Punt (yards)	65	Bradley Pinion	vs. Dallas	10/2/16
Longest Field Goal (yards)	48	Phil Dawson	at Buffalo	10/16/16

Single–Game Highs		Player	Opponent	Date
Most Points Scored	14	Carlos Hyde	at Seattle	9/25/26
Most Touchdowns	2	Two times, most recently Carlos Hyde	at Seattle	9/25/26
Most Field Goals Attempted	3	Phil Dawson	at Buffalo	10/16/16
Most Field Goals Made	3	Phil Dawson	at Buffalo	10/16/16
Most Rushing Yards	103	Carlos Hyde	at Seattle	9/25/26
Most Rushing Attempts	23	Carlos Hyde	vs. Los Angeles	9/12/16
Highest Rushing Avg. (Min. 10 att.)	7.0	Blaine Gabbert	vs. Arizona	10/6/16
Most Pass Completions	22	Blaine Gabbert	vs. Los Angeles	9/12/16
Most Pass Attempts	36	Blaine Gabbert	at Carolina	9/18/16
Most Gross Passing Yards	243	Blaine Gabbert	at Carolina	9/18/16
Highest Avg. Yards/Per Att. (Min. 10 att.)	7.9	Blaine Gabbert	vs. Dallas	10/2/16
Fewest Interceptions Thrown (Min. 10 att.)	0	Two times, most recently Colin Kaepernick	at Buffalo	10/16/16
Fewest Times Sacked (Min. 10 att.)	0	Two times, most recently Blaine Gabbert	at Seattle	9/25/26
Most Receptions	8	Jeremy Kerley	vs. Arizona	10/6/16
Most Receiving Yards	102	Jeremy Kerley	vs. Arizona	10/6/16
Most Punt Returns	3	Jeremy Kerley	vs. Arizona	10/6/16
Most Punt Return Yardage	26	Jeremy Kerley	vs. Dallas	10/2/16
Most Kickoff Returns	2	Three times, most recently Keshawn Martin	at Buffalo	10/16/16
Most Kickoff Return Yardage	49	Chris Davis	at Carolina	9/18/16
Most Interceptions	1	Three times, most recently Nick Bellore	at Seattle	9/25/26
Most Interception Return Yardage	5	Ray–Ray Armstrong	vs. Los Angeles	9/12/16
Most Tackles	13	Two times, most recently Antoine Bethea	vs. Dallas	10/2/16
Most Sacks	2.0	DeForest Buckner	at Buffalo	10/16/16

2016 SAN FRANCISCO 49ERS TURNOVER BREAKDOWN

TAKEAWAYS

Date	Opponent	Turnover	Starting L.O.S.	Point of Turnover	Resulting L.O.S.	Qtr.	Result (pts)
9/12	vs. LA	N. Bowman INT (C. Keenum)	LA 45	SF 41	SF 41	2	Touchdown (7)
		R. Armstrong INT (C. Keenum)	SF 26	SF 18	SF 23	3	Touchdown (7)
9/18	at Car.	A. Bethea INT (C. Newton)	CAR 10	CAR 22	CAR 22	1	Field Goal (3)
		R. Armstrong FR (A. Bethea FF)	SF 47	SF 43	SF 41	2	Touchdown (7)
		E. Harold FR (G. Hodges FF)	CAR 34	CAR 33	CAR 17	4	Field Goal (3)
		S. Draughn FR (ST)	SF 35	CAR 3	CAR 1	4	Touchdown (7)
9/25	at Sea.	G. Hodgers FR (N. Bowman FF)	SEA 20	SEA 29	SEA 30	2	Field Goal (3)
		N. Bellore INT (T. Boykin)	50	SF 49	SEA 47	4	Touchdown (8)
10/2	vs. Dal.	None					
10/6	vs. Arz.	None					
10/16	at Buf.	D. Buckner FR (A. Armstead FF)	BUF 36	BUF 30	BUF 28	1	Field Goal (3)
		N. Bellore FR (M. Purcell FF)	BUF 20	BUF 24	BUF 27	4	Downs (0)

Regular Season Totals: 10 takeaways resulted in 48 points

GIVEAWAYS

Date	Opponent	Turnover	Starting L.O.S.	Point of Turnover	Resulting L.O.S.	Qtr.	Result (pts)
9/12	vs. LA	S. Draughn FUMBLE (D. Easley)	50	LA 39	LA 39	2	Punt (0)
9/18	at Car.	C. Hyde FUMBLE (C. Johnson)	SF 15	SF 13	End zone	1	Touchdown (7)
		B. Gabbert INT (L. Kuechly)	SF 25	SF 35	SF 34	4	Touchdown (6)
		B. Gabbert INT (J. Bradberry)	SF 25	SF 43	SF 27	4	Field Goal (3)
9/25	at Sea.	B. Gabbert INT (B. Wagner)	SF 27	SF 29	SF 20	3	Field Goal (3)
10/2	vs. Dal.	B. Gabbert INT (M. Claiborne)	SF 45	DAL 7	DAL 34	4	Field Goal (3)
10/6	vs. Arz.	B. Gabbert INT (C. Campbell)	SF 24	SF 22	SF 21	2	Touchdown (7)
		C. Davis FUMBLE (I. Momah) (ST)	ARZ 35	SF 14	SF 14	3	Touchdown (7)
		B. Gabbert INT (M. Cooper)	SF 25	SF 36	SF 24	4	Field Goal (3)
10/16	at Buf.	K. Martin FUMBLE (N. Robey-Coleman) (ST)	BUF 35	SF 27	SF 27	4	Touchdown (7)

Regular Season Totals: 10 giveaways resulted in 46 points

L.O.S. – Line of scrimmage

* – Red zone play

ST – Special teams play

(TB) – Touchback

GAME-BY-GAME TURNOVER DIFFERENTIAL

Date	Opp	Takeaways	Giveaways	Game Total	Total
9/12	LA	2	1	+1	+1
9/18	at Car.	4	3	+1	+2
9/25	at Sea.	2	1	+1	+3
10/2	Dal.	0	1	-1	+2
10/6	Arz.	0	3	-3	-1
10/16	at Buf.	2	1	+1	0
10/23	TB				
11/6	NO				
11/13	at Arz.				
11/20	NE				
11/27	at Mia.				
12/4	at Chi.				
12/11	NYJ				
12/18	at Atl.				
12/24	at LA				
1/1	Sea.				

2016 SAN FRANCISCO 49ERS THIRD DOWN EFFICIENCY

49ERS THIRD-AND ...

Date	Opp	1	2	3	4	5	6	7	8	9	10	10+	Totals
9/12	LA	0/0	0/1	1/2	2/3	0/0	2/2	0/3	2/3	1/1	0/2	0/0	8/17
9/18	at Car.	1/1	1/1	0/0	1/1	0/0	0/0	0/0	0/4	0/1	0/3	1/3	4/14
9/25	at Sea.	0/0	1/1	1/2	0/5	1/1	1/2	0/1	0/1	0/0	0/1	0/1	4/15
10/2	Dal.	3/3	1/2	1/2	0/0	0/0	0/1	1/1	0/1	1/1	0/0	1/3	8/14
10/6	Arz.	2/2	1/1	0/0	0/3	1/1	0/0	0/2	0/0	0/0	0/2	0/3	4/14
10/16	at Buf.	0/1	0/0	0/1	0/2	0/1	0/0	0/0	1/3	0/1	0/0	2/4	3/13
10/23	TB												
11/6	NO												
11/13	at Arz.												
11/20	NE												
11/27	at Mia.												
12/4	at Chi.												
12/11	NYJ												
12/18	at Atl.												
12/24	at LA												
1/1	Sea.												
Regular Season Totals:		6/7	4/6	3/7	3/14	2/3	3/5	1/7	3/12	2/4	0/8	4/14	31/87
		85.7	66.7	42.9	21.4	66.7	60.0	14.3	25.0	50.0	0.0	28.6	35.6

OPPONENTS THIRD-AND ...

Date	Opp	1	2	3	4	5	6	7	8	9	10	10+	Totals
9/12	LA	0/0	0/0	0/1	2/4	1/3	0/0	0/0	0/2	0/1	0/2	0/2	3/15
9/18	at Car.	1/1	0/1	1/2	1/1	0/0	0/1	2/4	1/1	0/0	1/2	0/2	7/15
9/25	at Sea.	3/4	0/1	0/0	0/1	0/1	2/2	0/0	0/0	0/0	1/1	3/4	9/14
10/2	Dal.	3/3	0/0	0/1	1/3	1/1	1/2	0/1	0/1	0/1	0/0	0/1	6/14
10/6	Arz.	2/2	1/1	1/1	0/3	0/1	0/1	1/1	0/0	0/1	0/1	0/4	5/16
10/16	at Buf.	1/1	0/1	1/1	0/1	3/3	0/0	0/1	1/2	1/1	0/0	1/2	8/13
10/23	TB												
11/6	NO												
11/13	at Arz.												
11/20	NE												
11/27	at Mia.												
12/4	at Chi.												
12/11	NYJ												
12/18	at Atl.												
12/24	at LA												
1/1	Sea.												
Regular Season Totals:		10/11	1/4	3/6	4/13	5/9	3/6	3/7	2/6	1/4	2/6	4/15	38/87
		90.9	25.0	50.0	30.8	55.6	50.0	42.9	33.3	25.0	33.3	26.7	43.7

2016 SAN FRANCISCO 49ERS RED ZONE PRODUCTION

SAN FRANCISCO 49ERS

Date	Opp	Poss	TD	PAT	2-Pt.	FG	MFG/ BFG	INT	FUM	DWNS/ Punt	HF	GM	PTS	TD%	SCORE PCT.	PTS/ POSS
9/12	LA	4	4	4	0	0	0	0	0	0	0	0	28	100.0%	100.0%	7.0
9/18	at Car.	3	1	1	0	2	0	0	0	0	0	0	13	33.3%	100.0%	4.3
9/25	at Sea.	3	2	1	1	1	0	0	0	0	0	0	18	66.7%	100.0%	6.0
10/2	Dal.	2	1	1	0	1	0	0	0	0	0	0	10	50.0%	100.0%	5.0
10/6	Arz.	3	3	3	0	0	0	0	0	0	0	0	21	100.0%	100.0%	7.0
10/16	at Buf.	2	0	0	0	1	0	0	0	1	0	0	3	0.0%	50.0%	1.5
10/23	TB															
11/6	NO															
11/13	at Arz.															
11/20	NE															
11/27	at Mia.															
12/4	at Chi.															
12/11	NYJ															
12/18	at Atl.															
12/24	at LA															
1/1	Sea.															
TOTALS		17	11	10	1	5	0	0	0	1	0	0	93	64.7%	94.1%	5.5

OPPONENTS

Date	Opp	Poss	TD	PAT	2-Pt.	FG	MFG/ BFG	INT	FUM	DWNS/ Punt	HF	GM	PTS	TD%	SCORE PCT.	PTS/ POSS
9/12	LA	0	0	0	0	0	0	0	0	0	0	0	0	0.0%	0.0%	0.0
9/18	at Car.	5	3	2	0	2	0	0	0	0	0	0	26	60.0%	100.0%	5.2
9/25	at Sea.	6	3	3	0	3	0	0	0	0	0	0	30	50.0%	100.0%	5.0
10/2	Dal.	3	2	2	0	1	0	0	0	0	0	0	17	66.7%	100.0%	5.7
10/6	Arz.	3	2	2	0	1	0	0	0	0	0	0	17	66.7%	100.0%	5.7
10/16	at Buf.	4	4	4	0	0	0	0	0	0	0	0	28	100.0%	100.0%	7.0
10/23	TB															
11/6	NO															
11/13	at Arz.															
11/20	NE															
11/27	at Mia.															
12/4	at Chi.															
12/11	NYJ															
12/18	at Atl.															
12/24	at LA															
1/1	Sea.															
TOTALS		21	14	13	0	7	0	0	0	0	0	0	118	66.7%	100.0%	5.6

2016 SAN FRANCISCO 49ERS BIG PLAYS

Rushes of 10–yards or more; Pass completions of 20–yards or more; Returns of 30–yards or more

9/12/16 VS. LOS ANGELES

RAMS

Run	Pass	Ret.	Description
	22		Case Keenum to Kenny Britt
	22		Case Keenum to Kenny Britt
10			Todd Gurley run
		32	Benny Cunningham kickoff return

49ERS

Run	Pass	Ret.	Description
11			Blaine Gabbert run
11			Blaine Gabbert run
11t			Carlos Hyde run
18			Carlos Hyde run
16			Carlos Hyde run
11			Carlos Hyde run
	35		Blaine Gabbert to Quinton Patton

9/18/16 AT CAROLINA

49ERS

Run	Pass	Ret.	Description
	20		Blaine Gabbert to Torrey Smith
18			Shaun Draughn run
	28t		Blaine Gabbert to Torrey Smith
	75t		Blaine Gabbert to Vance McDonald

PANTHERS

Run	Pass	Ret.	Description
	24		Cam Newton to Fozzy Whittaker
	78t		Cam Newton to Greg Olsen
19			Fozzy Whittaker run
25			Fozzy Whittaker run
16			Fozzy Whittaker run
16			Cam Newton run
	25		Cam Newton to Kelvin Benjamin
	52		Cam Newton to Ted Ginn Jr.
14			Cam Newton run
		59	Ted Ginn Jr. kickoff return
	25		Cam Newton to Kelvin Benjamin

9/25/16 AT SEATTLE

49ERS

Run	Pass	Ret.	Description
	20		Blaine Gabbert to Jeremy Kerley
10			Blaine Gabbert run
34			Carlos Hyde run

SEAHAWKS

Run	Pass	Ret.	Description
	34		Russell Wilson to Doug Baldwin
41t			Christine Michael run
12			Christine Michael run
	59		Russell Wilson to Doug Baldwin
	40		Russell Wilson to Jimmy Graham
		62	Tyler Lockett punt return
	23		Trevone Boykin to Doug Baldwin

10/2/16 VS. DALLAS

COWBOYS

Run	Pass	Ret.	Description
10			Ezekiel Elliott run
	20t		Dak Prescott to Terrance Williams
23			Ezekiel Elliott run
17			Ezekiel Elliott run
26			Ezekiel Elliott run
	47		Dak Prescott to Cole Beasley

49ERS

Run	Pass	Ret.	Description
	33t		Blaine Gabbert to Jeremy Kerley
	25		Blaine Gabbert to Garrett Celek
32			Carlos Hyde run
	29		Blaine Gabbert to Garrett Celek
	20		Blaine Gabbert to Jeremy Kerley

2016 SAN FRANCISCO 49ERS BIG PLAYS

Rushes of 10–yards or more; Pass completions of 20–yards or more; Returns of 30–yards or more

10/6/16 VS. ARIZONA

CARDINALS

Run	Pass	Ret.	Description
		39	J.J. Nelson kickoff return
17			David Johnson run
12			David Johnson run
	21t		Drew Stanton to Larry Fitzgerald
23			David Johnson run
	29t		Drew Stanton to Larry Fitzgerald
11			David Johnson run
18			David Johnson run
	21		Drew Stanton to David Johnson

49ERS

Run	Pass	Ret.	Description
10			Carlos Hyde run
	24		Blaine Gabbert to Jeremy Kerley
11			Blaine Gabbert run
24			Blaine Gabbert run

10/16/16 AT BUFFALO

49ERS

Run	Pass	Ret.	Description
11			Carlos Hyde run
	53t		Colin Kaepernick to Torrey Smith
11			Colin Kaepernick run
15			Carlos Hyde run
10			Colin Kaepernick run
29			Colin Kaepernick run

BILLS

Run	Pass	Ret.	Description
16			LeSean McCoy run
	20		Tyrod Taylor to Charles Clay
38			LeSean McCoy run
12t			LeSean McCoy run
22			LeSean McCoy run
10			Tyrod Taylor run
18			Tyrod Taylor run
12			LeSean McCoy run
	23		Tyrod Taylor to Nick O'Leary
	30t		Tyrod Taylor to Justin Hunter
21			Tyrod Taylor run
18t			LeSean McCoy run
44t			Mike Gillislee run

THE LAST TIME ...

TEAM TOTALS

Won in Overtime

By 49ers:	1/3/16	49ers win vs. St. Louis, 19–16
By Opponent:	12/20/14 1/22/12	Chargers win vs. San Diego, 38–35 <i>Giants win vs. New York, 20–17 – NFC–C</i>

Won by Scoring in the Last Two Minutes of Regulation

By 49ers:	12/29/13 1/5/14	49ers win at Arizona, 23–20 (last score at 0:00) <i>49ers win at Green Bay, 23–20 (last score at 0:00) – NFC–WC</i>
By Opponent:	10/11/15 1/20/91	Giants win at New York, 30–27 (last score at 0:21) <i>Giants win vs. New York, 15–13 (last score at 0:00) – NFC–C</i>

Tied Game by Scoring in the Last Two Minutes of Regulation

By 49ers:	12/6/15	49ers win at Chicago, 26–20 (OT) (tied game at 1:52)
By Opponent:	12/20/14	Chargers win vs. San Diego, 38–35 (OT) (tied game at 0:29)

Shutout

By 49ers:	9/12/16 12/29/96	49ers win vs. Los Angeles, 28–0 <i>49ers win vs. Philadelphia, 14–0 – NFC–WC</i>
By Opponent:	11/21/10	Buccaneers win vs. Tampa Bay, 21–0

Won by 20–or–More Points

By 49ers:	9/12/16 1/29/95	49ers win vs. Los Angeles, 28–0 <i>49ers win at San Diego, 49–26 – SB XXIX</i>
By Opponent:	10/16/16 1/12/03	Bills win at Buffalo, 45–16 <i>Buccaneers win at Tampa Bay, 31–6 – NFC–D</i>

Won After Trailing by 20–or–More Points

By 49ers:	10/2/11 1/5/03	49ers win at Philadelphia, 24–23 (Eagles ahead 23–3 in 3rd Q) <i>49ers win vs. New York, 39–38 (Giants ahead 38–14 in 3rd Q) – NFC–WC</i>
By Opponent:	12/20/14	Chargers win vs. San Diego, 38–35 (OT) (49ers ahead 28–7 in 2nd Q)

Held a 28–or–More Point Lead

By 49ers:	9/12/16 1/29/95	49ers win vs. Los Angeles, 28–0 (49ers ahead 28–0 in 4th Q) <i>49ers win vs. San Diego, 49–26 (49ers ahead 49–18 in 4th Q) – SB XXIX</i>
By Opponent:	10/16/16 1/4/87	Bills win at Buffalo, 45–16 (Bills ahead 45–16 in 4th Q) <i>Giants win at New York, 49–3 (46) – NFC–D (Giants ahead 49–3 in 4th Q)</i>

Held a 21–or–More Point Lead

By 49ers:	9/12/16 1/12/13	49ers win vs. Los Angeles, 28–0 (49ers ahead 28–0 in 4th Q) <i>49ers win vs. Green Bay, 45–31 (49ers ahead 45–24 in 4th Q) – NFC–D</i>
By Opponent:	10/16/16 2/3/13	Bills win at Buffalo, 45–16 (Bills ahead 45–16 in 4th Q) <i>Ravens win vs. Baltimore, 34–31 (Ravens ahead 28–6 in 3rd Q) – SB XLVII</i>

Scored 20–or–More Points in a Quarter

By 49ers:	12/20/14 1/15/94	49ers loss vs. San Diego, 35–38 (OT) (21 points, 2nd Q) <i>49ers win vs. Dallas, 38–28 (21 points, 1st Q) – NFC–D</i>
By Opponent:	10/16/16 1/12/03	Bills win at Buffalo, 45–16 (21 points, 4th Q) <i>Buccaneers win at Tampa Bay, 31–6 (21 points, 2nd Q) – NFC–D</i>

Scored 20–or–More Points in a Half

By 49ers:	10/11/15 2/3/13	49ers loss at New York Giants, 27–30 (21 points, 2nd half) <i>49ers loss vs. Baltimore, 31–34 (25 points, 2nd half) – SB XLVII</i>
By Opponent:	10/16/16 1/19/14	Bills win at Buffalo, 45–16 (28 points, 2nd half) <i>Seahawks win at Seattle, 23–17 (20 points, 2nd half) – NFC–C</i>

Held Opponent without a Touchdown

By 49ers:	9/12/16 12/29/96	49ers win vs. Los Angeles, 28–0 <i>49ers win vs. Philadelphia, 14–0 – NFC–WC</i>
By Opponent:	11/1/15 1/12/03	Rams win at St. Louis, 27–6 (2 FGs) <i>Buccaneers win at Tampa Bay, 31–6 (2 FG) – NFC–D</i>

Touchdowns Scored by Offense and Defense

By 49ers:	12/6/15 1/3/98	49ers win at Chicago, 26–20 (OT) (3 offense, 1 defense) <i>49ers win vs. Minnesota, 38–22 (5 offense, 1 defense) – NFC–D</i>
By Opponent:	9/18/16 1/13/12	Panthers win at Carolina, 46–27 (4 offense, 1 defense) <i>Packers loss vs. Green Bay, 31–45 (3 offense, 1 defense) – NFC–D</i>

THE LAST TIME ...

TEAM TOTALS

Touchdowns Scored by Offense, Defense and Special Teams

By 49ers: 10/4/09 49ers win vs. St. Louis, 35–0 (2 offense, 2 defense, 1 special teams)
By Opponent: 9/23/07 Steelers win at Pittsburgh, 37–16 (2 offense, 1 defense, 1 special teams)

Safety Scored

By 49ers: 10/13/13 Corey Lemonier sacked QB Carson Palmer in the end zone vs. Arizona
2/3/13 Sam Koch OB in end zone, forced by Chris Culliver vs. Baltimore – SB XLVII
By Opponent: 10/6/16 Blaine Gabbert sacked by Calais Campbell in end zone vs. Arizona

Successful Two Point Conversion

By 49ers: 9/25/16 Carlos Hyde run at Seattle
1/5/03 Jeff Garcia pass to Terrell Owens vs. New York Giants – NFC–WC
By Opponent: 11/1/15 Nick Foles to Jared Cook at St. Louis
1/14/12 Drew Brees pass to Darren Sproles vs. New Orleans – NFC–D

Failed Two Point Conversion Attempt

By 49ers: 10/18/15 Pass failed from Colin Kaepernick to Anquan Boldin vs. Baltimore
2/3/13 Pass failed from Colin Kaepernick to Randy Moss vs. Baltimore – SB XLVII
By Opponent: 12/27/15 Pass failed from Matthew Stafford to Golden Tate at Detroit
1/13/02 Pass failed from Brett Favre to Bubba Franks at Green Bay – NFC–WC

OFFENSIVE TOTALS

500–or–More Total Net Yards of Offense

By 49ers: 10/7/12 49ers win vs. Buffalo, 45–3 (621; 311 rushing, 310 passing)
1/12/13 49ers win vs. Green Bay, 45–31 (579; 323 rushing, 256 passing) – NFC–D
By Opponent: 9/18/16 Panthers win at Carolina, 46–27 (529; 176 rushing, 353 passing)

400–or–More Total Net Yards of Offense

By 49ers: 1/3/16 49ers win vs. St. Louis, 19–16 (OT) (458; 108 rushing, 350 passing)
2/3/13 49ers loss vs. Baltimore, 31–34 (468; 182 rushing, 286 passing)
By Opponent: 10/16/16 Bills win at Buffalo, 45–16 (491; 312 rushing, 179 passing)
1/20/13 Falcons loss at Atlanta, 24–28 (477; 81 rushing, 396 passing) – NFC–C

300–or–More Net Yards Rushing by Team

By 49ers: 12/20/14 49ers loss vs. Chargers, 35–38 (OT) (355)
1/12/13 49ers win vs. Green Bay, 45–31 (323) – NFC–D
By Opponent: 10/16/16 Bills win at Buffalo, 45–16 (312)

200–or–More Net Yards Rushing by Team

By 49ers: 9/14/15 49ers win vs. Minnesota, 20–3 (230)
1/12/13 49ers win vs. Green Bay, 45–31 (323) – NFC–D
By Opponent: 10/16/16 Bills win at Buffalo, 45–16 (312)
1/4/87 Giants win at New York, 49–3 (216) – NFC–D

Individual 200–Yard Rushing Game

By 49ers: 9/20/09 Frank Gore (16–207–2 TDs) vs. Seattle
By Opponent: 11/22/15 Thomas Rawls (30–209–1 TD) at Seattle

Individual 150–Yard Rushing Game

By 49ers: 9/14/15 Carlos Hyde (26–168–2 TDs) vs. Minnesota
1/12/13 Colin Kaepernick (16–181–2 TDs) vs. Green Bay – NFC–D
By Opponent: 10/6/16 David Johnson (27–157–2 TDs) vs. Arizona
1/4/87 Joe Morris (24–159–2 TDs) at New York Giants – NFC–D

Individual 100–Yard Rushing Game

By 49ers: 9/25/16 Carlos Hyde (21–103–2 TDs) at Seattle
1/19/14 Colin Kaepernick (11–130) at Seattle – NFC–C
By Opponent: 10/16/16 LeSean McCoy (19–140–3 TDs) at Buffalo
1/19/14 Marshawn Lynch (22–109–1 TD) at Seattle – NFC–C

Two 100–Yard Rushers in the Same Game

By 49ers: 12/20/14 Frank Gore (26–158–1 TD) & Colin Kaepernick (7–151–1 TD) vs. San Diego
1/12/13 Colin Kaepernick (16–181–2 TDs) and Frank Gore (23–119–1 TD) vs. Green Bay – NFC–D
By Opponent: 11/8/53 Skeets Quinlan (11–119) & Tank Younger (12–101–1 TD) at Los Angeles Rams

THE LAST TIME ...

OFFENSIVE TOTALS

Consecutive 100–Yard Rushing Games

By 49ers:	12/20/14–9/14/15	Frank Gore (26–158–1 TD) & Colin Kaepernick (7–151–1 TD) vs. San Diego; Frank Gore (25–144) vs. Arizona; Carlos Hyde (26–168–2 TDs) vs. Minnesota
By Opponent:	9/18/16–10/16/16 12/31/83–1/8/84	Fozzy Whittaker (16–100) at Carolina; Christine Michael (20–106–2 TDs) at Seattle; Ezekiel Elliot (23–138–1 TD) vs. Dallas; David Johnson (27–157–2 TDs) vs. Arizona; LeSean McCoy (19–140–3 TDs) at Buffalo <i>Billy Sims (20–114–2 TDs) vs. Detroit – NFC–D; John Riggins (36–123–2 TDs) at Washington – NFC–C</i>

Combined 200–Yard Rushing by Two Players

By 49ers:	9/14/15 1/12/13	209 by Carlos Hyde (26–168–2 TDs) and Colin Kaepernick (7–41) vs. Minnesota 300 by Colin Kaepernick (16–181–2 TDs) and Frank Gore (23–119–1 TD) vs. Green Bay – NFC–D
By Opponent:	10/16/16	208 by LeSean McCoy (19–140–3 TDs) & Tyrod Taylor (8–68)

Individual with 30–or–More Carries

By 49ers:	10/30/11	Frank Gore (31–134) vs. Cleveland
By Opponent:	11/22/15 1/8/84	Thomas Rawls (30–209–1 TD) at Seattle <i>John Riggins (36–123) at Washington – NFC–C</i>

Individual with 25–or–More Carries

By 49ers:	9/14/15 1/3/98	Carlos Hyde (26–168–2 TDs) vs. Minnesota <i>Terry Kirby (25–120) vs. Minnesota – NFC–D</i>
By Opponent:	10/6/16 1/5/03	David Johnson (27–157–2 TDs) vs. Arizona <i>Tiki Barber (26–115) vs. New York Giants – NFC–WC</i>

Rushing Play of 80–or–More Yards

By 49ers:	12/20/14 1/1/89	90t by Colin Kaepernick vs. San Diego <i>80t by Roger Craig vs. Minnesota – NFC–D</i>
By Opponent:	12/9/07	84t by Chester Taylor vs. Minnesota

Rushing Play of 60–or–More Yards

By 49ers:	12/20/14 1/1/89	90t by Colin Kaepernick vs. San Diego <i>80t by Roger Craig vs. Minnesota – NFC–D</i>
By Opponent:	11/1/15	71t by Todd Gurley at St. Louis

Rushing Play of 40–or–More Yards

By 49ers:	1/3/16 1/19/14	47 by DuJuan Harris vs. St. Louis <i>58 by Colin Kaepernick at Seattle – NFC–C</i>
By Opponent:	10/16/16 1/19/14	44t by Mike Gillislee at Buffalo <i>40t by Marshawn Lynch at Seattle – NFC–C</i>

Individual with Two–or–More Rushing Touchdowns

By 49ers:	9/25/16 1/20/13	Carlos Hyde (21–103–2 TDs) at Seattle <i>Frank Gore (21–90–2 TDs) at Atlanta – NFC–C</i>
By Opponent:	10/16/16 1/12/03	LeSean McCoy (19–140–3 TDs) at Buffalo <i>Mike Alstott (17–60–2 TDs) at Tampa Bay – NFC–D</i>

400 Net Yards Passing by Team

By 49ers:	9/8/13	49ers win vs. Green Bay, 34–28 (404)
By Opponent:	10/11/15 1/14/12	Giants win at New York, 30–27 (441) <i>Saints loss vs. New Orleans, 32–36 (435) – NFC–D</i>

300 Net Yards Passing by Team

By 49ers:	1/3/16 1/5/03	49ers win vs. St. Louis, 19–16 (OT) (350) <i>49ers win vs. New York Giants, 39–38 (356) – NFC–WC</i>
By Opponent:	9/18/16 1/20/13	Panthers win at Carolina, 46–27 (353) <i>Falcons loss at Atlanta, 24–28 (396) – NFC–C</i>

Individual with 50–or–More Pass Attempts

By 49ers:	12/20/15 1/6/96	Blaine Gabbert (50–30–295–3 INTs–1 TD) vs. Cincinnati <i>Steve Young (65–32–328–2 INTs–0 TDs) vs. Green Bay – NFC–D</i>
By Opponent:	10/18/15 1/22/12	Joe Flacco (53–33–343–2 INTs–2 TDs) vs. Baltimore <i>Eli Manning (58–32–316–0 INTs–2 TDs) vs. New York Giants – NFC–C</i>

Individual with 40–or–More Pass Attempts

By 49ers:	1/3/16 1/14/12	Blaine Gabbert (44–28–354–1 INT–1 TD) vs. St. Louis <i>Alex Smith (42–24–299–0 INTs–3 TDs) vs. New Orleans – NFC–D</i>
By Opponent:	9/18/16 1/20/13	Cam Newton (40–24–353–1 INT–4 TDs) at Carolina <i>Matt Ryan (42–30–396–1 INT–3 TDs) at Atlanta – NFC–C</i>

THE LAST TIME ...

OFFENSIVE TOTALS

Individual with 30–or–More Pass Completions

By 49ers:	12/20/15 1/6/96	Blaine Gabbert (50–30–295–3 INTs–1 TD) vs. Cincinnati <i>Steve Young (65–32–328–2 INTs–0 TD) vs. Green Bay – NFC–D</i>
By Opponent:	11/8/15 1/20/13	Matt Ryan (45–30–302–0 INTs–1 TD) vs. Atlanta <i>Matt Ryan (42–30–396–1 INT–3 TDs) at Atlanta – NFC–C</i>

Individual with 25–or–More Pass Completions

By 49ers:	1/3/16 1/5/03	Blaine Gabbert (44–28–354–1 INT–1 TD) vs. St. Louis <i>Jeff Garcia (44–27–331–1 INT–3 TDs) vs. New York Giants – NFC–WC</i>
By Opponent:	12/27/15 1/20/13	Matthew Stafford (37–29–301–0 INTs–2 TDs) at Detroit <i>Matt Ryan (42–30–396–1 INT–3 TDs) at Atlanta – NFC–C</i>

No Sacks Allowed

By 49ers:	9/25/16 1/5/03	49ers loss at Seattle, 18–37 (25 attempts – Blaine Gabbert) <i>49ers win vs. New York Giants, 39–38 (44 attempts – Jeff Garcia) – NFC–WC</i>
By Opponent:	1/3/16 1/7/95	Rams loss vs. St. Louis, 16–19 (OT) (37 attempts – Case Keenum) <i>Bears loss vs. Chicago, 15–44 (19 attempts – Steve Walsh) – NFC–D</i>

Individual 300–Yard Passing Game

By 49ers:	1/3/16 2/3/13	Blaine Gabbert (44–28–354–1 INT–1 TD) vs. St. Louis <i>Colin Kaepernick (28–16–302–1 INT–1 TD) vs. Baltimore – SB XLVII</i>
By Opponent:	9/18/16 1/20/13	Cam Newton (40–24–353–1 INT–4 TDs) at Carolina <i>Matt Ryan (42–30–396–1 INT–3 TDs) at Atlanta – NFC–C</i>

Consecutive 300–Yard Passing Games

By 49ers:	12/10/00–12/17/00	Jeff Garcia (38–25–305–2 INTs–2 TDs) vs. New Orleans; Garcia (44–36–402–0 INTs–2 TDs) vs. Chicago
By Opponent:	10/11/15–10/18/15 1/14/12–1/22/12	Eli Manning (54–41–441–1 INT–3 TDs) at New York Giants; 10/18/15 Joe Flacco (53–33–343–2 INTs–2 TDs) vs. Baltimore <i>Drew Brees (63–40–462–2 INTs–4 TDs) vs. New Orleans – NFC–D; Eli Manning (58–32–316–0 INTs–2 TDs) vs. New York Giants – NFC–C</i>

Individual with Four–or–More Touchdown Passes

By 49ers:	12/16/12 1/29/95	Colin Kaepernick (25–14–216–1 INT–4 TDs) at New England <i>Steve Young (36–24–325–0 INT–6 TDs) at San Diego – SB XXIX</i>
By Opponent:	9/18/16 1/14/12	Cam Newton (40–24–353–1 INT–4 TDs) at Carolina <i>Drew Brees (63–40–462–2 INTs–4 TDs) vs. New Orleans – NFC–D</i>

Individual with Three–or–More Touchdown Passes

By 49ers:	10/13/14 1/14/12	Colin Kaepernick (36–22–343–0 INTs–3 TDs) at St. Louis <i>Alex Smith (42–24–299–0 INTs–3 TDs) vs. New Orleans – NFC–D</i>
By Opponent:	9/18/16 2/3/13	Cam Newton (40–24–353–1 INT–4 TDs) at Carolina <i>Joe Flacco (33–22–287–0 INTs–3 TDs) vs. Baltimore – SB XLVII</i>

Individual with 10–or–More Receptions

By 49ers:	9/21/14 1/6/96	Michael Crabtree (10–80–1 TD) at Arizona <i>Jerry Rice (11–117) vs. Green Bay – NFC–D</i>
By Opponent:	11/29/15 1/20/13	Larry Fitzgerald (10–66) vs. Arizona <i>Julio Jones (11–182–2 TDs) at Atlanta – NFC–C</i>

Individual with 150–Yard Receiving Game

By 49ers:	10/13/13 1/14/12	Vernon Davis (8–180–2 TDs) vs. Arizona <i>Vernon Davis (7–180–2 TDs) vs. New Orleans – NFC–D</i>
By Opponent:	9/25/16 1/20/13	Doug Baldwin (8–164–1 TD) at Seattle <i>Julio Jones (11–182–2 TDs) at Atlanta – NFC–C</i>

Individual with 100–Yard Receiving Game

By 49ers:	10/6/16 1/12/14	Jeremy Kerley (8–102–1 TD) vs. Arizona <i>Anquan Boldin (8–136) at Carolina – NFC–D</i>
By Opponent:	9/25/16 1/19/14	Doug Baldwin (8–164–1 TD) & Jimmy Graham (6–100–1 TD) at Seattle <i>Doug Baldwin (6–106) at Seattle – NFC–C</i>

Two 100–Yard Receivers in the Same Game

By 49ers:	10/7/12 2/3/13	Michael Crabtree (6–113–1 TD) & Vernon Davis (5–106) vs. Buffalo <i>Michael Crabtree (5–109–1 TD) & Vernon Davis (6–104) vs. Baltimore – SB XLVII</i>
By Opponent:	9/25/16 1/20/13	Doug Baldwin (8–164–1 TD) & Jimmy Graham (6–100–1 TD) at Seattle <i>Julio Jones (11–182–2 TDs) & Roddy White (7–100) at Atlanta – NFC–C</i>

THE LAST TIME ...

OFFENSIVE TOTALS

Consecutive 100–Yard Receiving Games

By 49ers:	10/11/15–10/18/15 1/14/12 – 1/12/14	Anquan Boldin (8–107–1 TD) at New York Giants; Anquan Boldin (5–102) vs. Baltimore <i>Vernon Davis (7–180–2 TDs) vs. New Orleans – NFC–D; V. Davis (3–112–2 TDs) vs. New York Giants – NFC–C; Michael Crabtree (9–119–2 TDs) vs. Green Bay – NFC–D; Vernon Davis (5–106– 1 TD) at Atlanta – NFC–C; Michael Crabtree (5–109–1 TD) & Vernon Davis (6–104) vs. Baltimore – SB XLVII; Michael Crabtree (8–125) at Green Bay – NFC–WC; Anquan Boldin (8–136) at Carolina – NFC–D</i>
By Opponent:	9/18/16–9/25/16 1/12/14–1/19/14	Kelvin Benjamin (7–108–2 TDs) & Greg Olsen (5–122–1 TD) at Carolina; Doug Baldwin (8–164–1 TD) & Jimmy Graham (6–100–1 TD) at Seattle <i>Ted Ginn, Jr. (4–104) at Carolina – NFC–D; Doug Baldwin (6–106) at Seattle – NFC–C</i>

Pass Play of 80–or–More Yards

By 49ers:	10/13/14	80t, Colin Kaepernick to Brandon Lloyd at St. Louis
By Opponent:	10/11/09	90t, Matt Ryan to Roddy White vs. Atlanta

Pass Play of 60–or–More Yards

By 49ers:	9/18/16 1/22/12	75t, Blaine Gabbert to Vance McDonald at Carolina <i>73t, Alex Smith to Vernon Davis vs. New York Giants – NFC–C</i>
By Opponent:	9/18/16 1/14/12	78t, Cam Newton to Greg Olsen at Carolina <i>66t, Drew Brees to Jimmy Graham vs. New Orleans – NFC–D</i>

Pass Play of 40–or–More Yards

By 49ers:	10/16/16 1/12/14	53t, Colin Kaepernick to Torrey Smith <i>45, Colin Kaepernick to Anquan Boldin at Carolina – NFC–D</i>
By Opponent:	10/2/16 1/19/14	47, Dak Prescott to Cole Beasley vs. Dallas <i>51, Russell Wilson to Doug Baldwin at Seattle – NFC–C</i>

Individual with Three–or–More Touchdown Receptions

By 49ers:	10/25/09 1/29/95	Vernon Davis (7–93–3 TDs) at Houston <i>Jerry Rice (10–149–3 TDs) at San Diego – SB XXIX</i>
By Opponent:	9/14/14 1/5/03	Brandon Marshall (5–48–3 TDs) vs. Chicago <i>Amani Toomer (8–136–3 TDs) vs. New York Giants – NFC–WC</i>

Individual with Two–or–More Touchdown Receptions

By 49ers:	11/8/15 1/12/13	Garrett Celek (2–12–2 TDs) vs. Atlanta <i>Michael Crabtree (9–119–2 TDs) vs. Green Bay – NFC–D</i>
By Opponent:	10/6/16 1/20/13	Larry Fitzgerald (6–81–2 TDs) vs. Arizona <i>Julio Jones (11–182–2 TDs) at Atlanta – NFC–D</i>

Led Team in Both Rushing and Receiving Yards in the Same Game

By 49ers:	1/3/16 1/15/94	DuJuan Harris (16–67 rushing, 8–86 receiving) vs. St. Louis <i>Ricky Watters (24–118 rushing, 5–46 receiving) vs. New York Giants – NFC–D</i>
By Opponent:	10/12/08	Correll Buckhalter (18–93–1 TD rushing, 7–85 receiving) vs. Philadelphia

100–Yard Rusher & Receiver in the Same Game

By 49ers:	10/13/13 2/3/13	Frank Gore (25–101) & Vernon Davis (8–180–2 TDs) vs. Arizona <i>Frank Gore (19–110–1 TD), Michael Crabtree (5–109–1 TD) & Vernon Davis (6–104) vs. Baltimore – SB XLVII</i>
By Opponent:	9/25/16 1/19/14	Christine Michael (20–106–2 TDs) & Doug Baldwin (8–164–1 TD), Jimmy Graham (6–100–1 TD) at Seattle <i>Marshawn Lynch (22–109–1 TD) & Doug Baldwin (6–106) at Seattle – NFC–C</i>

100–Yard Rusher, 100–Yard Receiver & 300–Yard Passer in the Same Game

By 49ers:	10/7/12 2/3/13	Frank Gore (14–106–1 TD), Michael Crabtree (6–113–1 TD), Vernon Davis (5–106) & Alex Smith (24–18– 303–0 INTs–3 TDs) vs. Buffalo <i>Frank Gore (19–110–1 TD), Michael Crabtree (5–109–1 TD), Vernon Davis (6–104) & Colin Kaepernick (28–16–302–1 INT–1 TD) vs. Baltimore – SB XLVII</i>
By Opponent:	9/18/16 1/5/03	Fozzy Whittaker (16–100), Kelvin Benjamin (7–108–2 TDs), Greg Olsen (5–122–1 TD) & Cam Newton (40–24–353–1 INT– 4 TDs) at Carolina <i>Tiki Barber (26–115–1 TD), Amani Toomer (8–136–3 TDs), & Kerry Collins (43–29–342–1 INT–4 TDs) vs. New York Giants – NFC–WC</i>

Individual with at Least One Rushing and One Receiving Touchdown in the Same Game

By 49ers:	12/20/14 1/29/95	Bruce Ellington (3–12–1 TD rushing, 1–8–1 TD receiving) vs. San Diego <i>Ricky Watters (15–47–1 TD rushing, 3–61–2 TDs receiving) at San Diego – SB XXIX</i>
By Opponent:	11/22/15 1/23/94	Thomas Rawls (30–209–1 TD rushing, 3–46–1 TD receiving) at Seattle <i>Emmitt Smith (23–88–1 TD rushing, 7–85–1 TD receiving) at Dallas – NFC–C</i>

THE LAST TIME ...

OFFENSIVE TOTALS

Individual with at Least One Rushing Touchdown and One Touchdown Pass in the Same Game

By 49ers:	10/6/16	Blaine Gabbert (31–18–162–2 INTs–1 TD passing, 10–70–1 TD rushing) vs. Arizona
	1/12/14	Colin Kaepernick (28–15–196–0 INTs–1 TD passing, 8–15–1 TD rushing) at Carolina – NFC–D
By Opponent:	12/16/12	Tom Brady (65–36–443–2 INTs–1 TD passing, 3–11–1 TD rushing) at New England

No Turnovers

By 49ers:	12/13/15	49ers loss at Cleveland, 10–24
	1/12/14	49ers win at Carolina, 23–10 – NFC–D
By Opponent:	10/6/16	Cardinals win vs. Arizona, 33–21
	1/5/14	Packers loss at Green Bay, 20–23 – NFC–WC

Touchdown Scored on First Drive

By 49ers:	10/2/16	49ers loss vs. Dallas, 17–24
	1/5/03	49ers win vs. New York Giants, 39–38 – NFC–WC
By Opponent:	9/25/16	Seahawks win at Seattle, 37–18
	2/3/13	Ravens win vs. Baltimore, 34–31 – SB XLVII

DEFENSIVE TOTALS

Held Opponent Under 200 Net Yards of Total Offense

By 49ers:	9/12/16	49ers win vs. Los Angeles, 28–0 (185; 65 rushing, 120 passing)
	1/15/94	49ers win vs. New York Giants, 44–3 (194; 41 rushing, 153 passing) – NFC–D
By Opponent:	11/1/15	Rams win at St. Louis, 27–6 (189; 38 rushing, 151 passing)
	1/4/97	Packers win at Green Bay, 35–14 (196; 68 rushing, 128 passing) – NFC–D

Held Opponent Under 300 Net Yards of Total Offense

By 49ers:	10/6/16	49ers loss vs. Arizona, 21–33 (288; 172 rushing, 116 passing)
	1/5/14	49ers win at Green Bay, 23–20 (281; 124 rushing, 157 passing) – NFC–WC
By Opponent:	10/6/16	Cardinals win vs. Arizona, 33–21 (286; 151 rushing, 135 passing)
	1/12/03	Buccaneers win at Tampa Bay, 31–6 (228; 62 rushing, 166 passing) – NFC–D

Held Opponent Under 50 Yards Rushing

By 49ers:	11/8/15	49ers win vs. Atlanta, 17–16 (17)
	1/14/12	49ers win vs. New Orleans, 36–32 (37) – NFC–D
By Opponent:	11/1/15	Rams win at St. Louis, 27–6 (38)
	1/11/98	Packers win vs. Green Bay, 23–10 (33) – NFC–C

Held Opponent Under 75 Yards Rushing

By 49ers:	9/12/16	49ers win vs. Los Angeles, 28–0 (65)
	1/14/12	49ers win vs. New Orleans, 36–32 (37) – NFC–D
By Opponent:	9/18/16	Panthers win at Carolina, 46–27 (65)
	1/12/03	Buccaneers win vs. Tampa Bay, 31–6 (62) – NFC–D

Held Opponent Under 100 Yards Rushing

By 49ers:	9/12/16	49ers win vs. Los Angeles, 28–0 (65)
	1/12/14	49ers win at Carolina, 23–10 (93) – NFC–D
By Opponent:	9/18/16	Panthers win at Carolina, 46–27 (65)
	1/12/03	Buccaneers win vs. Tampa Bay, 31–6 (62) – NFC–D

Held Opponent Under 100 Net Yards Passing

By 49ers:	11/23/14	49ers win vs. Washington, 17–13 (77)
	1/4/97	49ers loss at Green Bay, 35–14 (71) – NFC–D
By Opponent:	10/22/15	Seahawks win vs. Seattle, 20–3 (81)

Held Opponent Under 150 Net Yards Passing

By 49ers:	10/6/16	49ers loss vs. Arizona, 21–33 (116)
	1/4/97	49ers loss at Green Bay, 14–35 (71) – NFC–D
By Opponent:	10/6/16	Cardinals win vs. Arizona, 33–21 (135)
	1/19/14	Seahawks win at Seattle, 23–17 (147) – NFC–C

Interception Return for a Touchdown

By 49ers:	12/6/15	Jimmie Ward, 29 (QB Jay Cutler) at Chicago
	1/3/98	Ken Norton, 23 (QB Randall Cunningham) vs. Minnesota – NFC–D
By Opponent:	9/27/15	Justin Bethel, 21 (QB Colin Kaepernick) & Tyrann Mathieu, 33 (QB Colin Kaepernick) at Arizona
	1/12/13	Sam Shields, 52 (QB Colin Kaepernick) vs. Green Bay – NFC–D

THE LAST TIME ...

DEFENSIVE TOTALS

Individual with Three-or-More Interceptions

By 49ers: 10/8/06 Walt Harris (1–Andrew Walter, 2–Marcus Tuiasosopo) vs. Oakland
By Opponent: 11/20/77 Bill Simpson (1–Scott Bull, 2–Jim Plunkett) vs. Los Angeles Rams

Individual with Two-or-More Interceptions

By 49ers: 11/16/14 Chris Borland (2 – QB Eli Manning) at New York Giants
1/15/95 Eric Davis (2 – QB Troy Aikman) vs. Dallas – NFC–C
By Opponent: 9/27/15 Tyrann Mathieu (2 – QB Colin Kaepernick) at Arizona
1/9/99 William White (2 – QB Steve Young) at Atlanta – NFC–D

Seven-or-More Sacks by Team

By 49ers: 1/3/10 49ers win at St. Louis, 28–6 (8)
1/6/85 49ers win vs. Chicago, 23–0 (9) – NFC–C
By Opponent: 10/6/16 Cardinals win vs. Arizona, 33–21 (7)

Six-or-More Sacks by Team

By 49ers: 11/25/13 49ers win at Washington, 27–6 (6)
1/22/12 49ers loss vs. New York Giants, 17–20 (OT) (6) – NFC–C
By Opponent: 10/6/16 Cardinals win vs. Arizona, 33–21 (7)

Five-or-More Sacks by Team

By 49ers: 10/22/15 49ers loss vs. Seattle, 3–20 (5)
1/12/14 49ers win at Carolina, 23–10 (5) – NFC–D
By Opponent: 10/6/16 Cardinals win vs. Arizona, 33–21 (7)

Individual with Three-or-More Sacks

By 49ers: 11/19/12 Aldon Smith (5.5 sacks of QB Jason Campbell) vs. Chicago
1/9/93 Pierce Holt (3.0 of QB Mark Rypien) vs. Washington – NFC–D
By Opponent: 11/22/15 Cliff Avril (2.0 of QB Blaine Gabbert) at Seattle
1/17/93 Tony Casillas (3.0 of QB Steve Young) vs. Dallas – NFC–C

Individual with Two-or-More Sacks

By 49ers: 10/16/16 DeForest Buckner (2.0 of QB Tyrod Taylor) at Buffalo
1/19/14 Aldon Smith (2.0 of QB Russell Wilson) at Seattle – NFC–C
By Opponent: 10/6/16 Markus Golden (2.0 of QB Blaine Gabbert) & Calais Campbell (2.0 of QB Blaine Gabbert) vs. Arizona
2/3/13 Paul Kruger (2.0 of QB Colin Kaepernick) vs. Baltimore – SB XLVII

Fumble Recovered for Touchdown

By 49ers: 9/7/14 Chris Culliver recovered a Demarco Murray fumble and returned it 35 yards at Dallas
12/26/71 Bob Hoskins recovered a Bruce Gossett fumble in end zone vs. Washington – NFC–D
By Opponent: 9/18/16 Shaq Thompson recovered a Carlos Hyde fumble and returned it 9 yards at Carolina
1/4/97 Antonio Freeman recovered an Edgar Bennet fumble in end zone at Green Bay – NFC–D

SPECIAL TEAMS TOTALS

Kickoff Return for a Touchdown

By 49ers: 9/11/11 Ted Ginn Jr., 102 yards vs. Seattle
1/11/98 Chuck Levy, 95 yards vs. Green Bay – NFC–C
By Opponent: 12/12/10 Leon Washington, 92 yards vs. Seattle
2/3/13 Jacoby Jones, 108 yards vs. Baltimore – SB XLVII

Kickoff Return for a Touchdown on the Opening Kickoff

By 49ers: 11/10/08 Allen Rossum, 104 yards at Arizona
12/23/72 Vic Washington, 97 yards vs. Dallas – NFC–D
By Opponent: (could not find an instance when it occurred)

Punt Return for a Touchdown

By 49ers: 9/11/11 Ted Ginn Jr., 55 yards vs. Seattle
By Opponent: 9/28/14 Darren Sproles, 82 yards vs. Philadelphia
1/4/97 Desmond Howard, 71 yards at Green Bay – NFC–D

THE LAST TIME ...

SPECIAL TEAMS TOTALS

Blocked Punt Recovered for Touchdown

By 49ers: 10/3/10 Taylor Mays recovered Michael Koenen's punt (blocked by Dominique Zeigler) in the end zone at Atlanta
By Opponent: 9/28/14 Brad Smith recovered Andy Lee's punt (blocked by Trey Burton) in the end zone vs. Philadelphia

Blocked Punt

By 49ers: 9/14/14 Aaron Lynch blocked Patrick O'Donnell's punt vs. Chicago
1/6/90 *Spencer Tillman blocked Bucky Scribner's punt vs. Minnesota – NFC–D*
By Opponent: 9/28/14 Trey Burton blocked Andy Lee's punt vs. Philadelphia
12/16/71 *Jon Jaqua blocked Steve Spurrier's punt vs. Washington – NFC–D*

Blocked PAT

By 49ers: 9/18/16 Ahmad Brooks blocked a PAT attempt by Graham Gano at Carolina
By Opponent: 12/6/15 Eddie Goldman blocked a PAT attempt by Phil Dawson at Chicago

Missed (not blocked) PAT

By 49ers: 10/12/03 Owen Pochman at Seattle
By Opponent: 11/29/15 Chandler Catanzaro vs. Arizona

Blocked Field Goal

By 49ers: 1/3/16 Dontae Johnson blocked a 48-yard attempt by Greg Zuerlein vs. St. Louis
By Opponent: 12/20/15 Carlos Dunlap blocked a 41-yard attempt by Phil Dawson vs. Cincinnati

Blocked Field Goal returned for a TD

By 49ers: 9/27/09 Nate Clements, 59-yard return after Ray McDonald blocked a 44-yard attempt by Ryan Longwell at Minnesota
By Opponent: 12/23/12 Richard Sherman, 90-yard return after Red Bryant blocked a 21-yard attempt by David Akers at Seattle

Individual with Five–or–More Field Goals

By 49ers: 10/5/14 Phil Dawson (5–5) vs. Kansas City
By Opponent: 10/2/05 Neil Rackers (6–6) at Arizona
1/20/91 *Matt Bahr (5–6) vs. New York Giants – NFC–C*

Individual with Four–or–More Field Goals

By 49ers: 1/3/16 Phil Dawson (4–4) vs. St. Louis
1/24/82 *Ray Wersching (4–4) at Cincinnati – SB XVI*
By Opponent: 9/18/16 Graham Gano (4–4) at Carolina
1/20/91 *Matt Bahr (5–6) vs. New York Giants – NFC–C*

Individual with Three–or–More Field Goals

By 49ers: 10/16/16 Phil Dawson (3–3) at Buffalo
1/12/14 *Phil Dawson (3–3) at Carolina – NFC–D*
By Opponent: 9/25/16 Steven Hauschka (3–3) at Seattle
1/19/14 *Steven Hauschka (3–3) at Seattle – NFC–C*

Successful Onsides Kick

By 49ers: 12/20/15 Phil Dawson kick recovered by 49ers Nick Bellore vs. Cincinnati (4th Q)
By Opponent: 11/16/14 Josh Brown kick recovered by Giants Mark Herzlich at New York Giants (3rd Q)

Failed Onsides Kick Attempt

By 49ers: 10/6/16 Phil Dawson kick recovered by Brittan Golden vs. Arizona (4th Q)
By Opponent: 10/13/14 Johnny Hekker kick recovered by Stevie Johnson at St. Louis (4th Q)
1/12/13 *Mason Crosby kick recovered by Delanie Walker vs. Green Bay (4th Q) – NFC–D*



ARIK ARMSTEAD

91

POSITION DL | HEIGHT 6-7 | WEIGHT 292 | COLLEGE OREGON

BORN 11.15.93 // SACRAMENTO, CA // PLEASANT GROVE HS, ELK GROVE, CA
2ND YEAR // ACQUIRED D-1 IN '15

2016 HIGHLIGHTS

- As a part of a 49ers defense that registered the first shutout in franchise history on opening day, recorded his third career sack vs. LA (9/12), taking down QB Case Keenum for a 4-yd. loss.
- Recorded 1.0 sack and the first FF of his career at Buf. (10/16), stripping the ball from Bills QB Tyrod Taylor.

GOLDMINE

- During Super Bowl 50's Media Day, Armstead joined Sacramento's ABC10 sports team as a reporter to learn what it is like to cover NFL players during one of the most hectic events of the year. Held at SAP Center in San Jose, Armstead interviewed former teammates, fans, media members and Miss Universe. "It's like a feeding frenzy - everyone running around, and being part of that frenzy was a unique experience," said Armstead during the event.
- Armstead's brother, Armond, was forced to retire before ever playing a down in the NFL. After playing collegiately at USC, Armond became an All-Star for the Toronto Argonauts of the Canadian Football League, helping the team win the league's 100th Grey Cup. He went on to sign with the New England Patriots in 2013, but medical issues forced him to hang up his cleats. "The biggest thing he has told me through this process is, 'at the end of the day, it's just football.' Having a brother who played at this level makes everything less overwhelming."
- If Armstead wasn't in the NFL, he would be playing basketball. He was a three-year starter in basketball at Pleasant Grove High School in Sacramento and played two years at the University of Oregon before focusing solely on football for the 2014 season. He entered his high school senior season listed as the number three prospect in NorCalPrep.com's Top 40 rankings for the class of 2012. "A big part of the recruiting pitch from Oregon was they were going to let me play two sports. We only lost 5 games during my time there. I wanted to go somewhere with the chance to win and be a part of something special."
- For Armstead, the NFL Draft process was a whirlwind tour. He went straight from the National Championship Game to San Diego to prepare for the NFL Combine and then to Sacramento for the Draft itself. However, his favorite part of the process was being drafted by a team so close to his hometown. "It's a dream come true. I'm blessed to be in this situation. Not a lot of other people are that close to home. Being able to play home games in front of my family is perfect for me."



ARMSTEAD'S GOLDEN NUGGETS

- Lists his parents, Gus and Christa, as the most influential people in his life. He also gives credit to his grandfather, Willie B. Armstead, an Air Force veteran, for instilling the value of integrity that his parents have passed along to him. "A lot of things he instilled in my dad have carried down to me. Having a family member who is more courageous than you can imagine and who served his country is a huge honor."
- Played both basketball and football at Oregon before focusing only on football in 2014.

ARMSTEAD'S GAME-BY-GAME

2016															
Date	Opp	W/L	P/S	Tot	Sol	Ast	Sk	Yds	Int	Yds	PD	FF	FR	Yds	
Sep 12	LA	W	1/0	1	1	0	1.0	4.0	0	0	0	0	0	0	
Sep 18	at Car	L	1/0	2	1	1	0.0	0.0	0	0	0	0	0	0	
Sep 25	at Sea	L	1/0	1	1	0	0.0	0.0	0	0	0	0	0	0	
Oct 2	Dal	L	1/0	2	0	2	0.0	0.0	0	0	0	0	0	0	
Oct 6	Arz	L	1/1	6	2	4	0.0	0.0	0	0	0	0	0	0	
Oct 16	at Buf	L	1/1	3	3	0	1.0	0.0	0	0	0	1	0	0	
Oct 23	TB														
Nov 6	NO														
Nov 13	at Arz														
Nov 20	NE														
Nov 27	at Mia														
Dec 4	at Chi														
Dec 11	NYJ														
Dec 18	at Atl														
Dec 24	at LA														
Jan 1	Sea														
TOTALS				6/2	15	8	7	2.0	4.0	0	0	0	1	0	0

ARMSTEAD'S CAREER STATISTICS

YEAR	TEAM	GP	GS	TACKLES			SACKS	YDS	INTERCEPTIONS				FUMBLES				
				TOT	SOL	AST			INT	YDS	LG	TD	PD	FF	FR	YDS	
2015	SF	16	1	19	13	6	2.0	12.0	0	0	–	0	0	0	0	0	0
2016	SF	6	2	15	8	7	2.0	4.0	0	0	–	0	0	1	0	0	0
TOTALS		22	3	34	21	13	4.0	16.0	0	0	–	0	0	1	0	0	0

Milestones:

NFL Debut: vs. Min. (9/14/15); **First Start:** vs. StL (1/3/16); **First Sack:** at Arz. (9/27/15 – QB Carson Palmer); **First FF:** at Buf. (9/27/15 – QB Tyrod Taylor)

ARMSTEAD'S CAREER HIGHS

Total Tackles: 6 vs. Arz. (10/6/16)

Solo: 3 (2 times) Last at Buf. (10/16/16)

Assists: 4 vs. Arz. (10/6/16)

Sacks: 1.0 (4 times) Last at Buf. (10/16/16)

Forced Fumbles: 1 at Buf. (10/16/16)

ARMSTEAD'S TRANSACTIONS

Originally a 1st-round (17th overall) draft choice by SF in 2015.



RAY-RAY ARMSTRONG

54

POSITION LB | HEIGHT 6-3 | WEIGHT 220 | COLLEGE MIAMI (FL)

BORN 3.5.91 // SANFORD, FL // SEMINOLE HS, SANFORD, FL
4TH YEAR // ACQUIRED WAI. IN '15 - OAK

2016 HIGHLIGHTS

- As a part of a 49ers defense that registered the first shutout in franchise history on opening day, registered 5 tackles, his first career INT and a career-high 2 PDs vs. LA (9/12), intercepting QB Case Keenum and returning it 5-yds.

GOLDMINE

- As a senior in college, Armstrong and his father, Albert, along with the help of his high school coaches, held a free football camp at Seminole HS in Florida. More than 100 kids registered for the free youth football camp and barbeque. "This means a lot to come back and support the people that I grew up with, the family that I've been around for so long," Armstrong said at the time. "I'm just coming back to show them love."

ARMSTRONG'S GOLDEN NUGGETS

- Claimed off of waivers by SF on 11/25/15 and saw action in the final five games of the season.
- Appeared in 10 games for the Raiders in 2015, recording his first career sack at Cle. (9/27).
- As a senior in high school, started a free youth football camp at Seminole HS in order to give back to his local community.

ARMSTRONG'S GAME-BY-GAME

2016

Date	Opp	W/L	P/S	Tot	Sol	Ast	Sk	Yds	Int	Yds	PD	FF	FR	Yds
Sep 12	LA	W	1/0	5	3	2	0.0	0.0	1	5	2	0	0	0
Sep 18	at Car	L	1/0	4	4	0	0.0	0.0	0	0	0	0	1	0
Sep 25	at Sea	L	-	-	INJURED RESERVE (Chest)									
Oct 2	Dal	L	-	-	INJURED RESERVE (Chest)									
Oct 6	Arz	L	-	-	INJURED RESERVE (Chest)									
Oct 16	at Buf	L	-	-	INJURED RESERVE (Chest)									
Oct 23	TB													
Nov 6	NO													
Nov 13	at Arz													
Nov 20	NE													
Nov 27	at Mia													
Dec 4	at Chi													
Dec 11	NYJ													
Dec 18	at Atl													
Dec 24	at LA													
Jan 1	Sea													
TOTALS			2/0	9	7	2	0.0	0.0	1	5	2	0	1	0

ARMSTRONG'S CAREER STATISTICS

YEAR	TEAM	GP	GS	TACKLES			SACKS	YDS	INT	YDS	INTERCEPTIONS			PD	FUMBLES		
				TOT	SOL	AST					LG	TD	FF		FR	YDS	
2013	STL	16	0	3	3	0	0.0	0.0	0	0	–	0	0	0	1	0	
2014	STL/OAK	15	3	27	17	10	0.0	0.0	0	0	–	0	1	1	0	0	
2015	OAK/SF	15	2	17	15	2	1.0	3.0	0	0	–	0	0	0	0	0	
2016	SF	2	0	9	7	2	0.0	0.0	1	5	5	0	2	0	1	0	
TOTALS		48	5	56	42	14	1.0	3.0	1	5	5	0	3	1	2	0	

Additional Statistics:

Special Teams Tackles – 24: 2013 (12); 2014 (4); 2015 (8)

Milestones:

NFL Debut: vs. Arz. (9/8/13); **First Start:** at KC (12/14/14); **First FR:** vs. SF (9/26/13 – QB Colin Kaepernick); **First FF:** at Den. (12/28/14 – RB C.J. Anderson); **First Sack:** at Cle. (9/27/15 – QB Josh McCown); **First INT:** vs. LA (9/12/16 – QB Case Keenum)

ARMSTRONG'S CAREER HIGHS

Total Tackles: 11 at KC (12/14/14)
Solo: 6 at Den. (12/28/14)
Assists: 7 at KC (12/14/14)

Sacks: 1.0 at Cle. (9/27/15)
Interceptions: 1 vs. LA (9/12/16)
Passes Defensed: 2 vs. LA (9/12/15)

ARMSTRONG'S TRANSACTIONS

Originally signed by StL as an undrafted free agent on 5/9/13...Waived by StL on 10/6/14...Claimed off waivers by Oak. on 10/7/14...Waived by Oak. on 11/24/15...Claimed off waivers by SF on 11/25/15...Signed one-year extension with SF on 3/8/16...Placed on the Injured Reserve List on 9/20/16.



ZANE BEADLES

68

POSITION G | HEIGHT 6-4 | WEIGHT 305 | COLLEGE UTAH

BORN 11.19.86 // MIDVALE, UT // HILLCREST HS, MIDVALE, UT
7TH YEAR // ACQUIRED FA IN '16

AWARDS & HONORS

- 2010:** *The Sporting News* All-Rookie Team
- 2012:** AFC Pro Bowl selection, Denver Broncos Walter Payton Man of the Year
- 2013:** Offensive Player of the Week (Week 11) by *Sports Illustrated's* Peter King
- 2015:** Jacksonville Jaguars Walter Payton Man of the Year



2016 HIGHLIGHTS

- Part of an offensive line group that helped the 49ers offense rush for 150 yds. and 3 TDs on 42 carries and did not allow a sack on 35 atts. by QB Blaine Gabbert vs. LA (9/12).

GOLDMINE

- In 2013, Beadles established the Zane Beadles Parade Foundation, which supports the journey of young people going through life-changing medical experiences. While playing at the University of Utah, Zane met Ryker, a seven-year-old boy with glioblastoma multiforme cancer, a common type of brain tumor. The team adopted Ryker as a member of the Utah Utes family and invited him onto the field and into the locker room during the football season. On February 24, 2007, Ryker lost his battle with cancer. Zane's family history with cancer and his fondness for Ryker inspired him to take action. During the foundation's two-year existence, they have raised more than \$250,000 and have provided more than 2,000 gifts to more than 3,500 families. The nonprofit organization currently creates new experiences for the pediatric cancer patients at Brent's Place in Aurora, CO, University of Florida Health Proton Therapy Institute in Jacksonville, FL, and Ronald McDonald House in Salt Lake City, UT. For more information on The Zane Beadles Parade Foundation, visit <http://zanesparade.org/>.



BEADLES' GOLDEN NUGGETS

- Founded the Zane Beadles Parade Foundation in 2013 to support the journey of young people going through life-changing medical experiences. Having established a charitable connection with each community he has played football in during his career, the foundation currently works with pediatric cancer patients at Brent's Place in Aurora, CO, University of Florida Health Proton Therapy Institute in Jacksonville, FL, and Ronald McDonald House in Salt Lake City, UT.
- Beadles founded the Pancake Block Donation Program as a part of his foundation, where he donates \$250 for every pancake block by his offensive line. Zane began this program with the Broncos and carried it over to his time with the Jaguars.
- Named the Walter Payton Man of the Year selection for the Jacksonville Jaguars in 2015 and Denver Broncos in 2012, which recognizes a player for the commitment he has demonstrated in helping others in the community.

GOLDMINE (CONTINUED)

- In February of 2016, Beadles returned to Hillcrest High School to have his jersey retired by the school. During the ceremony in which his former high school coach, Gary Daniels, and offensive line coach, Kirk Merhish, presented him with a jersey, Beadles credited those who taught him the value of hard work - his parents, coaches and teachers. "Those people laid the foundation for me, and helped me develop the mentality that I've had throughout my career."



- Leading up to Super Bowl XLVIII as a member of the Denver Broncos, Beadles fulfilled a lifelong dream by appearing and dancing on "The Ellen DeGeneres Show." After discussing the Super Bowl and his foundation, Shutterfly, the philanthropic partner of the show, presented the Zane Beadles Parade Foundation with a check for \$10,000.



BEADLES' CAREER STATISTICS

GAMES/STARTS – 102/100; 2010 (16/14); 2011 (16/16); 2012 (16/16); 2013 (16/16); 2014 (16/16); 2015 (16/16); 2016 (6/6)

POSTSEASON GAMES/STARTS – 6/6; 2011 (2/2); 2012 (1/1); 2013 (3/3)

Milestones:

NFL Debut: at Jax. (9/12/10); **First Start:** at Jax. (9/12/10); **100th Career Start:** at Buf. (10/16/16)

BEADLES' TRANSACTIONS

Originally a 2nd-round (45th overall) draft choice by Den. in 2010...Signed a five-year contract with Jax. on 3/12/14...Released by Jax. on 3/3/16...Signed a three-year contract with SF on 3/22/16.



BLAKE BELL

84

POSITION **TE** | HEIGHT **6-6** | WEIGHT **252** | COLLEGE **OKLAHOMA**

BORN **8.7.91** // **WICHITA, KS** // **BISHOP CARROLL HS, WICHITA, KS**
2ND YEAR // **ACQUIRED D-4A IN '15**

GOLDMINE

- After a deadly tornado swept through the Oklahoma City suburb of Moore, OK, in 2013, Bell used social media to spread the word about housing spaces and volunteered at a local church, passing out food and drinks to those affected by the tornado.
- Bell was selected by the Detroit Tigers in the 43rd round (1,303rd overall) in the 2010 Major League Baseball Draft and is one of two players on the current roster to be drafted in both the NFL and MLB, along with QB Colin Kaepernick.
- Named the Bob Kalsu Award winner for the University of Oklahoma football team as a senior in 2014. Kalsu was an All-American offensive tackle in 1967 who courageously gave his life in 1970 serving the U.S. Army. The award is bestowed annually upon the player who “personifies Kalsu’s spirit of leadership, serving as a motivator and role model for his teammates.”

BELL'S GOLDEN NUGGETS

- Converted from quarterback to tight end before his senior season at Oklahoma.
- Football runs in his family, as his father, Mark, played TE/DE in the NFL from 1979-84 and his uncle, Mike, was the 2nd overall selection in the 1979 NFL Draft and played 12 seasons with the Kansas City Chiefs.
- Earned the nickname the “Belldozer” in college after being featured in packages specifically designed for his ability to produce in goal-line and short-yardage situations.
- Is one of two players on the current roster to be drafted in both the NFL and MLB (Kaepernick).

BELL'S GAME-BY-GAME

2016

Date	Opp	W/L	P/S	Rec	Yds	Avg	Lg	TD
Sep 12	LA	W	1/0	0	0	–	–	0
Sep 18	at Car	L	1/0	1	6	6.0	6	0
Sep 25	at Sea	L	1/0	0	0	–	–	0
Oct 2	Dal	L	1/0	0	0	–	–	0
Oct 6	Arz	L	1/0	1	4	4.0	4	0
Oct 16	at Buf	–	–	–	INACTIVE	–	–	–
Oct 23	TB							
Nov 6	NO							
Nov 13	at Arz							
Nov 20	NE							
Nov 27	at Mia							
Dec 4	at Chi							
Dec 11	NYJ							
Dec 18	at Atl							
Dec 24	at LA							
Jan 1	Sea							
TOTALS			5/0	2	10	5.0	6	0

BELL'S CAREER STATISTICS

YEAR	TEAM	GP	GS	NO	RECEIVING				ATT	RUSHING			
					YDS	AVG	LG	TD		YDS	AVG	LG	TD
2015	SF	14	5	15	186	12.4	48	0	0	0	–	–	0
2016	SF	5	0	2	10	5.0	6	0	0	0	–	–	0
TOTALS		19	5	17	196	11.5	48	0	0	0	–	–	0

Milestones:

NFL Debut: vs. Min. (9/14/15); **First Start:** at NYG (10/27/15); **First Reception:** at Pit. (9/20/15 – 11-yd. pass from QB Colin Kaepernick)

BELL'S CAREER HIGHS

Receptions: 4 vs. Cin. (12/20/15)

Long Reception: 48 vs. Arz. (11/29/15)

Receiving Yards: 67 vs. Arz. (11/29/15)

BELL'S TRANSACTIONS

Originally the first of three 4th-round (117th overall) draft choices by SF in 2015.



NICK BELLORE

50

POSITION LB | HEIGHT 6-1 | WEIGHT 250 | COLLEGE CENTRAL MICHIGAN

BORN 5.12.89 // WHITEFISH BAY, WI // WHITEFISH BAY HS, WHITEFISH BAY, WI
6TH YEAR // ACQUIRED FA IN '15

CAREER HIGHLIGHTS

- Has appeared in all 86 games throughout his 6-year career (2011-16).
- As a member of the New York Jets, led the team in special teams tackles in each of his first 3 seasons [2011 (31), 2012 (17), 2013 (27)] and finished 2nd on the team in 2014 (15). In his first season with SF, Bellore recorded a team-high 15 special teams tackles in 2015.
- Registered his first career recept. vs. Ind. (10/14/12) on a 23-yd. fake punt pass by former Jets QB Tim Tebow.

2016 HIGHLIGHTS

- Registered the first INT and PD of his career at Sea. (9/25), intercepting Seahawks QB Trevone Boykin and returning it 4 yds.
- Made the first start of his NFL career and recorded 9 tackles while also notching his first career 0.5 sack vs. Arz. (10/6), combining with Michael Wilhoite to take down Cardinals QB Drew Stanton. Also registered his first career special teams FF.
- Registered a career-high 10 tackles and the first FR of his career at Buf. (10/16), recovering a fumble of Bills RB Jonathan Williams.

GOLDMINE

- As a member of the New York Jets, Bellore hosted 'Jets Huddle' on CBS2 in New York. On the show, he asked fan-submitted questions to his teammates. "I enjoy talking about football and even more so learning more about my teammates and the fun stuff they might be involved with off the field. And that's what the show's goal is, to show people a different side of things besides the X's and O's."
- With the Jets, Bellore lived with then teammate and lockermate K Nick Folk and his family. He served as the family's "Manny," helping the Folk's raise their twin boys by playing with them, cooking meals and changing diapers.

BELLORE'S GOLDEN NUGGETS

- Has made his name as a special teams ace, recording 106 tackles on special teams over the last five seasons with the 49ers and New York Jets.
- Earned First-Team All-MAC recognition three times at Central Michigan (2008-10).
- Enjoys spending time with his dog, a husky named Mya, playing golf and ice hockey in the offseason back home in Wisconsin.

BELLORE'S GAME-BY-GAME

2016															
Date	Opp	W/L	P/S	Tot	Sol	Ast	Sk	Yds	Int	Yds	PD	FF	FR	Yds	
Sep 12	LA	W	1/0	0	0	0	0.0	0.0	0	0	0	0	0	0	
Sep 18	at Car	L	1/0	0	0	0	0.0	0.0	0	0	0	0	0	0	
Sep 25	at Sea	L	1/0	2	1	1	0.0	0.0	1	4	1	0	0	0	
Oct 2	Dal	L	1/0	3	3	0	0.0	0.0	0	0	0	0	0	0	
Oct 6	Arz	L	1/1	9	5	4	0.5	4.0	0	0	0	0	0	0	
Oct 16	at Buf	L	1/1	10	10	0	0.0	0.0	0	0	0	0	1	0	
Oct 23	TB														
Nov 6	NO														
Nov 13	at Arz														
Nov 20	NE														
Nov 27	at Mia														
Dec 4	at Chi														
Dec 11	NYJ														
Dec 18	at Atl														
Dec 24	at LA														
Jan 1	Sea														
TOTALS				6/2	24	19	5	0.5	4.0	1	4	1	0	1	0

Special Teams Tackles: 4

BELLORE'S CAREER STATISTICS

YEAR	TEAM	GP	GS	TACKLES					INTERCEPTIONS					FUMBLES			
				TOT	SOL	AST	SACKS	YDS	INT	YDS	LG	TD	PD	FF	FR	YDS	
2011	NYJ	16	0	2	1	1	0.0	0.0	0	0	–	0	0	0	0	0	0
2012	NYJ	16	0	0	0	0	0.0	0.0	0	0	–	0	0	0	0	0	0
2013	NYJ	16	0	0	0	0	0.0	0.0	0	0	–	0	0	0	0	0	0
2014	NYJ	16	0	1	0	1	0.0	0.0	0	0	–	0	0	0	0	0	0
2015	SF	16	0	1	1	0	0.0	0.0	0	0	–	0	0	0	0	0	0
2016	SF	6	2	24	19	5	0.5	4.0	1	4	4	0	1	0	1	0	
TOTALS		86	2	28	21	7	0.5	4.0	1	4	4	0	1	0	1	0	

Additional Statistics:

Special Teams Tackles – 109: 2011 (31); 2012 (17); 2013 (27); 2014 (15); 2015 (15); 2016 (4)

Special Teams Forced Fumbles – 1: 2016 (1)

Special Teams Own Fumble Recoveries – 1: 2015 (1)

Receptions – 1: 2012 (1) [23–yd. fake punt pass from QB Tim Tebow vs. Ind. (10/14)]

Onside Kick Recoveries – 1: 2015 (1)

Milestones:

NFL Debut: vs. Dal. (9/11/11); **First Start:** vs. Arz. (10/6/16); **First INT:** at Sea. (9/25/16 – QB Trevone Boykin); **First Sack:** vs. Arz. (10/6/16 – QB Drew Stanton); **First FR:** at Buf. (10/16/16 – RB Jonathan Williams)

BELLORE'S CAREER HIGHS

Total Tackles: 10 at Buf. (10/16/16)

Solo: 10 at Buf. (10/16/16)

Assists: 4 vs. Arz. (10/6/16)

Sacks: 0.5 vs. Arz. (10/6/16)

Interceptions: 1 at Sea. (9/25/16)

Passes Defensed: 1 at Sea. (9/25/16)

Fumble Recoveries: 1 at Buf. (10/16/16)

BELLORE'S TRANSACTIONS

Originally signed by NYJ as an undrafted rookie FA on 7/27/11...As a restricted free agent, re–signed with NYJ to a one–year contract on 3/31/14...Signed a two–year contract with SF on 4/3/15.



ANTOINE BETHEA

41

POSITION **S** | HEIGHT **5-11** | WEIGHT **206** | COLLEGE **HOWARD**

BORN 7.27.84 // NEWPORT NEWS, VA // DENBIGH HS, NEWPORT NEWS, VA
11TH YEAR // ACQUIRED FA IN '14

AWARDS & HONORS

- 2007:** AFC Pro Bowl
- 2009:** AFC Pro Bowl
- 2012:** Ed Block Courage Award Recipient
- 2013:** Indianapolis Colts Walter Payton Man of the Year
- 2014:** Bill Walsh Award, Pro Bowl, NFC Defensive Player of the Week (Week 4)



CAREER HIGHLIGHTS

- Started all 152 games he's appeared in since 2006, including every game from 9/7/08 through 10/22/15.
- According to STATSPASS, he has recorded the most tackles (968) among all active defensive backs since 2006.
- Has recorded 100-or-more tackles in 8 of his 10 seasons in the NFL.

**MOST TACKLES IN THE NFL
AMONG ACTIVE DBs SINCE 2006**

Player	Tackles
1. Antoine Bethea	973
2. Donte Whitner	859
3. Eric Weddle	840
4. Roman Harper	763
5. Michael Griffin	737

*According to STATSPASS

2016 HIGHLIGHTS

- Registered 12 tackles, 1 INT, 1 FF and 1 PD at Car. (9/18), intercepting QB Cam Newton on the first possession of the game for his 19th career INT. He is the first 49er to record an INT and FF in the same game since he accomplished the feat in 2014 vs. Phi. (9/28/14).

BETHEA'S GOLDEN NUGGETS

- Was inducted into the Mid-Eastern Athletic Conference (MEAC) Hall of Fame in February of 2015.
- Has started every game in which he has appeared during his 10-year NFL career, a span that covers 152 games.
- Started the Antoine Bethea Safe Coverage Foundation in 2011, which provides access and resources for students to achieve their dreams of higher education.
- His Foundation facilitates annual youth football camps held in Virginia and Washington D.C.
- Went back to Howard University to complete his degree in administration of justice in May of 2011.
- In high school, Bethea lettered in his first love and favorite sport, basketball, where he earned all-area and all-conference honors as a senior at Denbigh HS in Newport News, VA.
- His, AntoineBethea.com, features information about the Safe Coverage Foundation, upcoming events, AB41 gear and Bethea's personal blog.

BETHEA'S GAME-BY-GAME

2016															
Date	Opp	W/L	P/S	Tot	Sol	Ast	Sk	Yds	Int	Yds	PD	FF	FR	Yds	
Sep 12	LA	W	1/1	8	4	4	0.0	0.0	0	0	0	0	0	0	
Sep 18	at Car	L	1/1	12	10	2	0.0	0.0	1	0	1	1	0	0	
Sep 25	at Sea	L	1/1	6	4	2	0.0	0.0	0	0	0	0	0	0	
Oct 2	Dal	L	1/1	13	11	2	0.0	0.0	0	0	1	0	0	0	
Oct 6	Arz	L	1/1	7	7	0	0.0	0.0	0	0	1	0	0	0	
Oct 16	at Buf	L	1/1	5	3	2	0.0	0.0	0	0	0	0	0	0	
Oct 23	TB														
Nov 6	NO														
Nov 13	at Arz														
Nov 20	NE														
Nov 27	at Mia														
Dec 4	at Chi														
Dec 11	NYJ														
Dec 18	at Atl														
Dec 24	at LA														
Jan 1	Sea														
TOTALS				6/6	51	39	12	0.0	0.0	1	0	3	1	0	0

GOLDMINE

- As the founder of the Safe Coverage Foundation in 2011, Bethea has made it a goal to help youth stay in school and receive a strong education. The foundation's mission statement reads, "The Antoine Bethea Safe Coverage Foundation is committed to providing access and resources for students to achieve their dreams of a higher education. We believe providing exposure opportunities, enrichment experiences and the tools needed to succeed, we can change communities, one child at a time." More information on the Safe Coverage Foundation is available at www.antoinebethea.com/safe-coverage-foundation/.
- In June of 2016, Bethea hosted the inaugural 'Antoine Bethea & Friends Celebrity Softball Game' at San Jose Municipal Stadium. Current and former teammates of Bethea competed in a home run derby in addition to a softball game, with all proceeds being donated to the Second Harvest Food Bank of San Jose.



- During the holiday season in 2015, Bethea visited StreetCode Academy in East Palo Alto to sign autographs in exchange for toy donations put together by Live in Peace, a local group that works to empower minority youths. The donations were distributed to the Ronald McDonald House, children of parents who are in prison and the Bay Area Rescue Mission in Richmond, CA. "I'm all about giving back to the unfortunate," Bethea said at the time. "When they asked me to come out, sign some autographs for people to come out and bring some toys, I didn't think twice about it."

GOLDMINE (CONTINUED)

- Bethea spent July 4, 2015 on the athletic fields of his alma mater, Denbigh HS in VA, hosting his inaugural "Community Day" where local kids had a chance to enjoy some bounce houses, cotton candy, and participate in a kickball game with Bethea and other NFL players. "My message to the kids is that you can't do it without the community. I want to give back to my community and have everybody come out here and have a good time. This is just my way of showing them I appreciate their support."
- Bethea was inducted into the Mid-Eastern Athletic Conference (MEAC) Hall of Fame in February of 2015. The MEAC Hall of Fame highlights former student-athletes, coaches, university coaches and special contributors who have enriched the legacy of the conference since its inception in 1970.
- Bethea has teamed up with PETA (People for the Ethical Treatment of Animals) to spread the message about a few of their different campaigns. One was the "Ink, Not Mink" movement, in which Antoine talked about his tattoo and said no to fur. Another was the "Don't Chain Dogs" campaign, where Bethea spoke about his love for dogs and how animals that are dependent on humans shouldn't be left alone and mistreated.



BETHEA'S CAREER STATISTICS

YEAR	TEAM	GP	GS	TACKLES					INTERCEPTIONS					FUMBLES		
				TOT	SOL	AST	SACKS	YDS	INT	YDS	LG	TD	PD	FF	FR	YDS
2006	IND	14	14	105	64	41	0.0	0.0	1	38	38	0	5	0	0	0
2007	IND	13	13	95	47	48	0.0	0.0	4	47	30	0	8	0	0	0
2008	IND	16	16	126	83	43	0.0	0.0	2	0	0	0	4	0	1	0
2009	IND	16	16	120	75	45	0.0	0.0	4	19	19	0	5	2	1	0
2010	IND	16	16	106	77	29	0.5	1.0	1	31	31	0	5	1	0	0
2011	IND	16	16	139	80	59	0.0	0.0	0	0	–	0	7	2	1	0
2012	IND	16	16	123	83	40	2.0	8.0	0	0	–	0	7	0	0	0
2013	IND	16	16	110	80	30	1.0	12.0	2	48	46	0	6	0	1	0
2014	SF	16	16	121	85	36	1.0	5.0	4	71	49t	1	10	1	0	0
2015	SF	7	7	56	45	11	1.0	10.0	0	0	–	0	2	0	0	0
2016	SF	6	6	51	39	12	0.0	0.0	1	0	–	0	3	1	0	0
TOTALS		152	152	1,152	758	394	5.5	36.0	19	254	49t	1	62	7	4	0

PLAYOFFS

YEAR	TEAM	GP	GS	TACKLES					INTERCEPTIONS					FUMBLES		
				TOT	SOL	AST	SACKS	YDS	INT	YDS	LG	TD	PD	FF	FR	YDS
2006	IND	4	4	18	17	1	0.0	0.0	2	16	16	0	4	0	0	0
2007	IND	1	1	7	4	3	0.0	0.0	0	0	–	0	0	0	0	0
2008	IND	1	1	5	3	2	0.0	0.0	1	36	36	0	1	0	0	0
2009	IND	3	3	12	11	1	0.0	0.0	1	0	–	0	2	0	0	0
2010	IND	1	1	7	7	0	0.0	0.0	0	0	–	0	0	1	0	0
2012	IND	1	1	10	6	4	0.0	0.0	0	0	–	0	0	0	0	0
2013	IND	2	2	16	11	5	0.0	0.0	0	0	–	0	2	0	0	0
TOTALS		13	13	75	59	16	0.0	0.0	4	52	36	0	9	1	0	0

Additional Statistics:

Special Teams Tackles – 1: 2006 (1)

Milestones:

NFL Debut: at NYG (9/10/06); **First Career Start:** at NYG (9/10/06); **First FR:** vs. Det. (12/14/08 – RB Kevin Smith); **First FF:** at Ten. (10/11/09 – TE Alge Crumpler); **First Sack:** vs. SD (11/28/10 – QB Philip Rivers); **First INT:** at NE (11/5/06 – QB Tom Brady); **First INT Returned for a TD:** vs. SD (12/20/14 – QB Philip Rivers)

BETHEA'S CAREER HIGHS

Total Tackles: Regular Season – 17 at Cin. (12/8/13); Postseason – 11 vs. KC (1/4/14)
Solo: Regular Season – 11 (2 times) Last vs. Dal. (10/6/16); Postseason – 7 (2 times) Last vs. KC (1/4/14)
Assists: Regular Season – 11 at Det. (10/16/11); Postseason – 7 (3 times) Last at Car. (1/12/14)
Passes Defensed: Regular Season – 3 at Car. (10/28/07); Postseason – 2 vs. Bal. (1/16/10)
Fumble Recoveries: 1 (4 times) Last vs. Den. (10/20/13)

Forced Fumbles: Regular Season – 1 (7 times) Last at Car. (9/18/16); Postseason – 1 vs. NYJ (1/8/11)
Sacks: Regular Season – 1.0 (4 times) Last vs. Min. (9/14/15)
Interceptions: Regular Season – 1 (19 times) Last at Car. (9/18/16); Postseason – 1 (4 times) Last vs. Bal. (1/16/10)
Interception Yards: Regular Season – 49t vs. SD (12/20/14); Postseason – 36 at SD (1/3/09)
Long Interception Return: Regular Season – 49t vs. SD (12/20/14); Postseason – 36 at SD (1/3/09)

BETHEA'S TRANSACTIONS

Originally drafted in the 6th round (207th overall) by Ind. in the 2006 NFL Draft...As a restricted free agent, re-signed with Ind. to a four-year contract on 6/11/10...Signed a four-year contract with SF on 3/11/14...Placed on the Injured Reserve List on 10/23/15.



RONALD BLAIR

98

POSITION DL | HEIGHT 6-4 | WEIGHT 270 | COLLEGE APPALACHIAN STATE

BORN 1.21.93 // GREENSBORO, GA // GREENE COUNTY HS, GREENSBORO, GA
ROOKIE // ACQUIRED D-5A IN '16

2016 HIGHLIGHTS

- Combined with CB Chris Davis to take down QB Dak Prescott vs. Dal. (10/2/16), marking the first sack of his NFL career.

GOLDMINE

- In his hometown of Greensboro, GA, Blair volunteers at Relay For Life, a branch of the American Cancer Society. The subject of cancer is near to Blair's heart, as his grandmother, Annie Ruth Peek, passed away from colon cancer while he was growing up. In the future, Blair aims to start his own foundation with the goal of creating a community where people who are going through life-changing experiences can call home. "I lost my grandmother to colon cancer. I lost my grandfather to a heart attack. My stepfather was in a car accident and is now a paraplegic. So, those people have a special place in my heart and I want to get involved in helping with causes like those."
- Blair cites the transition from 8th grade to high school, and specifically a conversation he had with his band director, as a key moment that stoked his competitive fire. Entering the 9th grade, his band director wanted him to continue playing the tuba in the school's band and not play football because he wouldn't see the field as a freshman. That year, Blair became a starter on varsity. "That's definitely one moment that sticks out and helped me develop in the football world," said Blair.

BLAIR'S GOLDEN NUGGETS

- Blair volunteers at the Relay for Life in his hometown of Greensboro, GA. One day, he hopes to start his own foundation that would create a community for people going through life-changing experiences.
- Growing up, Blair's first sport was basketball, not football. His father put a basketball in his crib when he was one year old and Blair only switched to football once he realized his size was better suited for the gridiron.

BLAIR'S GAME-BY-GAME

2016

Date	Opp	W/L	P/S	Tot	Sol	Ast	Sk	Yds	Int	Yds	PD	FF	FR	Yds
Sep 12	LA	W	1/0	0	0	0	0.0	0.0	0	0	0	0	0	0
Sep 18	at Car	L	1/0	0	0	0	0.0	0.0	0	0	0	0	0	0
Sep 25	at Sea	L	1/0	1	1	0	0.0	0.0	0	0	0	0	0	0
Oct 2	Dal	L	1/0	0	0	0	0.5	1.5	0	0	0	0	0	0
Oct 6	Arz	L	1/0	0	0	0	0.0	0.0	0	0	0	0	0	0
Oct 16	at Buf	L	1/0	0	0	0	0.0	0.0	0	0	0	0	0	0
Oct 23	TB													
Nov 6	NO													
Nov 13	at Arz													
Nov 20	NE													
Nov 27	at Mia													
Dec 4	at Chi													
Dec 11	NYJ													
Dec 18	at Atl													
Dec 24	at LA													
Jan 1	Sea													
TOTALS				6/0	1	1	0	0.5	1.5	0	0	0	0	0

BLAIR'S CAREER STATISTICS

YEAR	TEAM	GP	GS	TACKLES				YDS	INTERCEPTIONS				FUMBLES				
				TOT	SOL	AST	SACKS		INT	YDS	LG	TD	PD	FF	FR	YDS	
2016	SF	6	0	1	1	0	0.5	1.5	0	0	-	0	0	0	0	0	0
TOTALS		6	0	1	1	0	0.5	1.5	0	0	-	0	0	0	0	0	0

Milestones:

NFL Debut: vs. LA (9/12/16); **First Sack:** vs. Dal. (10/2/16 – QB Dak Prescott)

BLAIR'S CAREER HIGHS

Total Tackles: 1 at Sea. (9/25/16)
Solo: 1 at Sea. (9/25/16)

Sacks: 0.5 vs. Dal. (10/2/16)

BLAIR'S TRANSACTIONS

Originally the first of three 5th-round (142nd overall) draft choices by SF in 2016.



NaVORRO BOWMAN

53

POSITION LB | HEIGHT 6-0 | WEIGHT 242 | COLLEGE PENN STATE

BORN 5.28.88 // FORESTVILLE, MD // SUITLAND HS, FORESTVILLE, MD
7TH YEAR // ACQUIRED D-3 IN '10

AWARDS & HONORS

- 2011:** AP First-Team All-Pro, All-Pro Team by *Sports Illustrated's* Peter King, Defensive Player of the Year & All-Pro Team by *Dallas Morning News's* Rick Gosselin, USA Football All-Fundamentals Team
- 2012:** AP First-Team All-Pro, NFC Pro Bowl
- 2013:** AP First-Team All-Pro, Pro Bowl, Len Eshmont Award, NFC Defensive Player of the Month (December), Midseason All-Pro by ESPN's John Clayton
- 2015:** AP First-Team All-Pro, Pro Bowl, Ed Block Courage Award Recipient



CAREER HIGHLIGHTS

- Late in the 4th qtr. vs. Atl. (12/23/13), Bowman intercepted Falcons QB Matt Ryan and returned it 89 yds. for a TD to seal the victory in the final regular season game at Candlestick Park. It marked the longest INT return by a LB in franchise history.

LONGEST INT RETURN BY A LINEBACKER IN FRANCHISE HISTORY

Player	Date	Opp.	Yds.
1. NaVorro Bowman	12/23/13	Atl.	89t
2. Patrick Willis	9/14/08	Sea.	86t
3. John Johnson	9/6/92	NYG	56t
4. Lee Woodall	12/15/97	Den.	55
5. Ahmad Brooks	11/25/12	NO	50t

- Named NFC Defensive Player of the Month in December of 2013. During that stretch, Bowman registered 56 tackles, 3.0 sacks, 2 INTs, one of which was returned 89 yds. for a TD, 2 FFs and 1 FR. No other player accomplished the feat in the entire 2013 season.
- According to NFL Gamebook Statistics, Bowman registered 154 tackles, the most in the NFL during the 2015 season. The 154 tackles was also a career-high after racking up 143 tackles in 2012 and 2013.

MOST TACKLES IN THE NFL (2015)

Player	Tackles
1. NaVorro Bowman, SF	154
2. D'Qwell Jackson, Ind.	150
3. Lavonte David, TB	147
4. Reshad Jones, Mia.	135
5. Paul Pussluszny, Jax.	133

*According to Gamebook Statistics

2016 HIGHLIGHTS

- As a part of a 49ers defense that registered the first shutout in franchise history on opening day, recorded a team-high 11 tackles and the 4th INT of his career vs. LA (9/12), the first since 12/29/13 at Arz.
- Took down QB Dak Prescott for an 8-yd. loss vs. Dal. (10/2), his first sack of the season.

BOWMAN'S GOLDEN NUGGETS

- Signed a four-year extension through 2022 with the 49ers in August of 2016.
- Named the 49ers Ed Block Courage Award winner for the 2015 season. The award is presented each year to the player that exemplified a commitment to sportsmanship and courage.
- Participates in charitable events that support his hometown, the Bay Area, and also sponsors events for the Bayview Hunters Point YMCA.
- Established the "4th and Goal Foundation" in 2015, which aims to impact the lives of children throughout the San Francisco Bay Area.
- In 2013, traveled to Africa to participate in the Pros for Africa program, which partners with the Starkey Hearing Foundation to provide more than 4,100 customized hearing devices for those in need.
- Is a four-time First-Team All-Pro and three-time NFC Pro-Bowl selection who led the 49ers defense in tackles in 2011, 2012, 2013 and 2015.

BOWMAN'S GAME-BY-GAME

2016

Date	Opp	W/L	P/S	Tot	Sol	Ast	Sk	Yds	Int	Yds	PD	FF	FR	Yds
Sep 12	LA	W	1/1	11	8	3	0.0	0.0	1	0	1	0	0	0
Sep 18	at Car	L	1/1	11	8	3	0.0	0.0	0	0	1	0	0	0
Sep 25	at Sea	L	1/1	8	6	2	0.0	0.0	0	0	0	1	0	0
Oct 2	Dal	L	1/1	7	5	2	1.0	8.0	0	0	0	0	0	0
Oct 6	Arz	L	-	-	-	-	-	-	-	-	-	-	-	-
Oct 16	at Buf	L	-	-	-	-	-	-	-	-	-	-	-	-
Oct 23	TB	-	-	-	-	-	-	-	-	-	-	-	-	-
Nov 6	NO	-	-	-	-	-	-	-	-	-	-	-	-	-
Nov 13	at Arz	-	-	-	-	-	-	-	-	-	-	-	-	-
Nov 20	NE	-	-	-	-	-	-	-	-	-	-	-	-	-
Nov 27	at Mia	-	-	-	-	-	-	-	-	-	-	-	-	-
Dec 4	at Chi	-	-	-	-	-	-	-	-	-	-	-	-	-
Dec 11	NYJ	-	-	-	-	-	-	-	-	-	-	-	-	-
Dec 18	at Atl	-	-	-	-	-	-	-	-	-	-	-	-	-
Dec 24	at LA	-	-	-	-	-	-	-	-	-	-	-	-	-
Jan 1	Sea	-	-	-	-	-	-	-	-	-	-	-	-	-
TOTALS			4/4	37	27	10	1.0	8.0	1	0	2	1	0	0

GOLDMINE

- Established the 4th & Goal Foundation," which aims to impact the lives of children through the San Francisco Bay Area. Bowman's goal for his foundation is to build play zones around the Bay Area that will provide state-of-the-art playgrounds to low-income elementary schools so that their students will have a safe outdoor environment to increase social, emotional and cognitive skills as well as a space for increased physical activity. The first play zone will be installed in the summer of 2016 and the hope is to impact the lives of 10,000 children by the end of 2017. More information on the 4th & Goal Foundation is available at www.navorrobowman.org.



- Bowman hosted his 2nd Annual NaVorro Bowman Football Camp, a free youth camp for local children in his home community of Forestville, MD in June of 2015. He partnered with the District Height Boys and Girls Club, a group of which Bowman was a member while growing up.



- Bowman and other NFL Players joined the Wounded Warriors Amputee Softball Team (WWAST) for a game of softball at Bowie Baysox Stadium in Maryland to raise funds for Veterans Amputee Charities. This marked the third year of the event, but the first time NFL players participated. Bowman and former teammate DT Darnell Dockett served as team captains for the game that ended in a 14-14 tie.

- In June of 2015, Bowman hosted the inaugural "Celebrity Steak-Out", raising money for underprivileged youth in the community. "I wasn't too privileged growing up," Bowman said. "I had to scratch and claw and find things to do as a child. And me being where I am today, I'm able to provide something, especially for kids who don't have as much as the next kid. So I really want to provide inner-city, low-income students in the Bay Area with a safe place to play."



- Bowman works with the Bayview Hunters Point YMCA and recently received an award for his efforts in the program. He has participated in numerous events, including a night of bowling to benefit children, and a toy drive during the holiday season.

- In 2013, Bowman traveled to Africa to participate in the Pros for Africa program, which partners with the Starkey Hearing Foundation to provide more than 4,100 customized hearing devices for those in need. NaVorro and other NFL players helped fit patients with hearing aids. "By giving hearing aids, we have blessed these people and put smiles on their faces. We were able to give them a whole new life."



- Bowman was born and raised just outside of Washington D.C. in a high-crime area. It was a tough environment to avoid, but sports became his outlet from the streets and drugs. "My parents had been with me since day one. Also, having a support system like my high school coach. He really let me know early on that I had something special and I shouldn't mess it up."
- Two important and influential people in Bowman's life abruptly passed away. His father passed away from a blood clot that reached his heart, while his high school coach died in a car accident before Penn State's bowl game in 2009. "Dealing with as much adversity as I have in a short period of time has made me the man I am today. It's made me stay on track and strive to do those things that will possibly help me be successful, not just on the football field, but off the field also."
- He earned his degree in criminal law and justice and one day would like to use that to help out his hometown. With all of the violence and drugs in District Heights, MD, he believes being from the area will help others listen to him. "That's one of the reasons I got into that field - to open doors and possibly be able to get into a young child's head from my neighborhood."

BOWMAN'S CAREER STATISTICS

YEAR	TEAM	GP	GS	TACKLES					INTERCEPTIONS					FUMBLES			
				TOT	SOL	AST	SACKS	YDS	INT	YDS	LG	TD	PD	FF	FR	YDS	
2010	SF	16	1	35	22	13	0.0	0.0	0	0	–	0	0	0	0	0	0
2011	SF	16	16	173	81	92	2.0	11.0	0	0	–	0	8	0	3	0	
2012	SF	16	16	183	93	90	2.0	9.0	1	11	11	0	6	1	0	0	
2013	SF	16	16	192	118	74	5.0	45.0	2	93	89t	1	9	4	2	0	
2014	SF	–	–	–	INJURED RESERVE (Knee)			–	–	–	–	–	–	–	–	–	–
2015	SF	16	16	150	124	26	2.5	18.5	0	0	–	0	2	1	0	0	
2016	SF	4	4	37	27	10	1.0	8.0	1	0	0	0	2	1	0	0	
TOTALS		84	69	770	465	305	12.5	91.5	4	104	89t	1	27	7	5	0	

PLAYOFFS

YEAR	TEAM	GP	GS	TACKLES					INTERCEPTIONS					FUMBLES		
				TOT	SOL	AST	SACKS	YDS	INT	YDS	LG	TD	PD	FF	FR	YDS
2011	SF	2	2	27	13	14	0.5	3.5	0	0	–	0	0	0	0	0
2012	SF	3	3	30	16	14	0.0	0.0	0	0	–	0	3	0	0	0
2013	SF	3	3	40	20	20	2.0	19.0	0	0	–	0	0	2	0	0
TOTALS		8	8	97	49	48	2.5	22.5	0	0	–	0	3	2	0	0

Additional Statistics:

Special Teams Tackles: Regular Season – 43: 2010 (26), 2011 (9), 2012 (6); 2013 (2); Postseason – 1: 2011 (1)

Milestones:

NFL Debut: vs. Sea. (9/12/10); **First Career Start:** vs. Arz. (1/2/11); **First FR:** at Phi. (10/2/11 – RB Ronnie Brown); **First FF:** at NE (12/16/12 – RB Shane Vereen); **First Sack:** at Sea. (12/24/11 – QB Tarvaris Jackson); **First INT:** at GB (9/9/12 – QB Aaron Rodgers); **First INT Return for a TD:** vs. Atl. (12/23/13 – QB Matt Ryan – 89 yds.)

BOWMAN'S CAREER HIGHS

Total Tackles: Regular Season – 19 at Sea. (12/23/12); Postseason – 15 at Sea. (1/19/14)

Solo: Regular Season – 13 at Chi. (12/6/15); Postseason – 9 at Sea. (1/19/14)

Assists: Regular Season – 11 at Det. (10/16/11); Postseason – 7 (3 times) Last at Car. (1/12/14)

Passes Defensed: Regular Season – 2 (3 times) Last vs. Ind. (9/22/13); Postseason – 2 vs. GB (1/12/13)

Fumble Recoveries: 1 (5 times) Last at Arz. (12/29/13)

Forced Fumbles: 1 (7 times) Last at Sea. (9/25/16); Postseason – 1 (2 times) Last at Sea. (1/19/14)

Sacks: Regular Season – 2.0 at StL (9/26/13); Postseason – 1.0 (2 times) Last at Sea. (1/19/14)

Interceptions: 1 (4 times) Last vs. LA (9/12/16)

Interception Yards: 89 vs. Atl. (12/23/13)

Long Interception Return: 89t vs. Atl. (12/23/13)

Interception Returns For TD: 1 vs. Atl. (12/23/13)

BOWMAN'S TRANSACTIONS

Originally a 3rd-round (91st overall) draft choice by SF in 2010...Signed a five-year contract extension through 2018 on 11/27/12...Placed on the Reserve/Physically Unable To Perform List on 8/25/14...Activated from the Reserve/Physically Unable to Perform List on 12/9/14...Placed on the Injured Reserve List on 12/13/14...Signed a four-year extension with SF through 2022 on 8/3/16...Placed on the Injured Reserve List on 10/6/16.



TRAMAINE BROCK

26

POSITION **CB** | HEIGHT **5-10** | WEIGHT **197** | COLLEGE **BELHAVEN**

BORN **8.20.88** // LONG BEACH, MS // LONG BEACH SENIOR HS, LONG BEACH, MS
7TH YEAR // ACQUIRED FA IN '10

AWARDS & HONORS

2013: USA Today All-Joe Team, NFC Defensive Player of the Week (Week 5)

2016 HIGHLIGHTS

- Registered 6 tackles, 1 PD and his first career FF at Buf. (10/16), knocking the ball loose from Bills RB LeSean McCoy.

GOLDMINE

- In February of 2011, Belhaven retired Brock's jersey for his accomplishments on both the collegiate and professional levels. He is the only player in the history of the school's program to have played in the NFL.



- Brock's path to the NFL was not an easy one by any means. From the small country town of Gulfport, MS, he traveled 30 miles north to Mississippi Gulf Coast Community College in Perkinston, MS, where he spent two seasons before transferring to the University of Minnesota. Why would a southern boy decide on Minnesota? "I wanted to see what a big city felt like," Brock said. After one year, he transferred back down south to Belhaven University in Jackson, MS, a small Christian NAIA school.
- Brock's passion for sports was developed at an early age and he would like to remain in athletics either as a coach or personal trainer after his playing career is through. "I want to teach people what I know and watch them perform and compete," Brock said. His father encouraged him to join a football league in elementary school, and he also played basketball and ran track for his school's team.

BROCK'S GOLDEN NUGGETS

- Is the first player in Belhaven University's history to play in the NFL. The University also retired his jersey in 2011.
- Had a variety of part-time jobs growing up in Gulfport, MS. He worked at Sparkle Car Cleaning, a Krispy Kreme shop and a Sonic fast food restaurant.

BROCK'S GAME-BY-GAME

2016														
Date	Opp	W/L	P/S	Tot	Sol	Ast	Sk	Yds	Int	Yds	PD	FF	FR	Yds
Sep 12	LA	W	1/1	3	2	1	0.0	0.0	0	0	1	0	0	0
Sep 18	at Car	L	1/1	4	4	0	0.0	0.0	0	0	1	0	0	0
Sep 25	at Sea	L	1/1	3	2	1	0.0	0.0	0	0	0	0	0	0
Oct 2	Dal	L	1/1	3	2	1	0.0	0.0	0	0	0	0	0	0
Oct 6	Arz	L	1/1	6	2	4	0.0	0.0	0	0	3	0	0	0
Oct 16	at Buf	L	1/1	6	6	0	0.0	0.0	0	0	1	1	0	0
Oct 23	TB													
Nov 6	NO													
Nov 13	at Arz													
Nov 20	NE													
Nov 27	at Mia													
Dec 4	at Chi													
Dec 11	NYJ													
Dec 18	at Atl													
Dec 24	at LA													
Jan 1	Sea													
TOTALS				6/6	25	18	7	0.0	0.0	0	0	6	1	0

BROCK'S CAREER STATISTICS

YEAR	TEAM	GP	GS	TACKLES			SACKS	YDS	INT	YDS	INTERCEPTIONS			PD	FUMBLES		
				TOT	SOL	AST					LG	TD	FF		FR	YDS	
2010	SF	3	0	3	3	0	0.0	0.0	0	0	–	0	0	0	0	0	
2011	SF	11	0	5	5	0	0.0	0.0	2	18	18	0	4	0	0	0	
2012	SF	16	0	3	2	1	0.0	0.0	0	0	–	0	1	0	0	0	
2013	SF	16	7	44	36	8	0.0	0.0	5	82	41	1	15	0	0	0	
2014	SF	3	2	9	7	2	0.0	0.0	0	0	–	0	0	0	0	0	
2015	SF	15	15	63	50	13	0.0	0.0	3	26	26	0	11	0	0	0	
2016	SF	6	6	25	18	7	0.0	0.0	0	0	–	0	6	1	0	0	
TOTALS		70	30	152	121	31	0.0	0.0	10	126	41	1	37	1	0	0	

PLAYOFFS

YEAR	TEAM	GP	GS	TACKLES			SACKS	YDS	INT	YDS	INTERCEPTIONS			PD	FUMBLES		
				TOT	SOL	AST					LG	TD	FF		FR	YDS	
2011	SF	2	0	5	4	1	0.0	0.0	0	0	–	0	0	0	0	0	
2012	SF	3	0	3	3	0	0.0	0.0	0	0	–	0	0	0	0	0	
2013	SF	3	3	13	11	2	0.0	0.0	0	0	–	0	0	0	0	0	
TOTALS		8	3	21	18	3	0.0	0.0	0	0	–	0	0	0	0	0	

Additional Statistics:

Special Teams Tackles: Regular Season – 22: 2010 (3); 2011 (2); 2012 (15); 2013 (2); Postseason – 2: 2011 (1); 2012 (1)

Special Teams Forced Fumbles – 1: 2012 (1)

Milestones:

NFL Debut: vs. Den. (10/31/10); **First Start:** vs. Hou. (10/6/13); **First INT:** vs. Sea. (9/11/11 – QB Tarvaris Jackson); **First INT Return for a TD:** vs. Hou. (10/6/13 – QB Matt Schaub – 18 yds.); **First FF:** at Buf. (10/16/16 – RB LeSean McCoy)

BROCK'S CAREER HIGHS

Total Tackles: Regular Season – 10 at NYG (10/11/15); Postseason – 6 at Sea. (1/19/14)

Solo: Regular Season – 7 at NYG (10/11/15); Postseason – 5 at Sea. (1/19/14)

Assists: 4 vs. Arz. (10/6/16)

Passes Defensed: 3 vs. Arz. (10/6/16)

Interceptions: 2 vs. Hou. (10/6/13)

Interception Yards: 41 vs. Car. (11/10/13)

Long Interception Return: 41 vs. Car. (11/10/13)

Interception Returns for TD: 1 vs. Hou. (10/6/13)

Forced Fumbles: 1 at Buf. (10/16/16)

BROCK'S TRANSACTIONS

Originally signed as an undrafted rookie FA by SF on 4/26/10...Waived by SF on 9/14/10...Signed to SF practice squad on 9/15/10...Promoted to SF active roster on 9/20/10...Waived by SF on 10/12/10...Signed to SF practice squad on 10/14/10...Promoted to SF active roster on 10/27/10...Re-signed a one-year contract as exclusive rights free agent on 4/20/12...Was tendered a one-year contract by SF on 3/7/13...Re-signed one-year contract on 4/15/13...Signed a four-year contract extension on 11/22/13.



AHMAD BROOKS

55

POSITION **LB** | HEIGHT **6-3** | WEIGHT **259** | COLLEGE **VIRGINIA**

BORN **3.14.84** // **WOODBIDGE, VA** // **C.D. HYLTON HS, WOODBRIDGE, VA**
11TH YEAR // **ACQUIRED WAI. IN '08 - CIN.**

AWARDS & HONORS:

- 2012:** AP Second-Team All-Pro, First-Team All-Pro by *Sports Illustrated's* Peter King, NFC Pro Bowl
- 2013:** AP Second-Team All-Pro, Pro Bowl, PFWA All-NFC Team



CAREER HIGHLIGHTS

- His 46.5 sacks as a member of the 49ers (2008-15) is the second most in franchise history by a linebacker [LB Charles Haley - 66.5 sacks], since sacks became an official statistic in 1982.
- Is one of eight players to record 5.0-or-more sacks in each of the past seven seasons (2009-15) [Cliff Avril (Det./Sea.); Tamba Hali (KC); Clay Matthews (GB); Julius Peppers (Car./Chi./GB); Cameron Wake (Mia.); DeMarcus Ware (Dal./Den.) and Mario Williams (Hou./Buf.)]
- Registered a career-high 8.5 sacks in 2013.
- Set the 49ers record for most FFs by a LB in a single-season with 5 in 2009. The 5 FFs ranked t-2nd among all NFL LBs that year.
- Ranks t-2nd in team postseason history with 6.5 sacks.

2016 HIGHLIGHTS

- As a part of a 49ers defense that registered the first shutout in franchise history on opening day, recorded 1.0 sack vs. LA (9/12).
- Registered 1.0 sack and 2 PDs at Sea. (9/25), giving him 47.5 sacks in his career as a 49er and breaking a tie with DT Dana Stubblefield for third on the franchise's all-time sack list.

MOST SACKS, FRANCHISE HISTORY	
Player	Sacks
1. Bryant Young	89.5
2. Charles Haley	66.5
3. Ahmad Brooks	47.5
4. Dana Stubblefield	46.5
5. Dwaine Board	45.0

GOLDMINE

- Hosted his first youth football camp in June of 2014. His USA Football FUNdamentals clinic for area youth ages 6-17 in Woodbridge, VA, introduced football by teaching basic skills in a fun and energetic environment. FB Bruce Miller and other 49ers teammates joined Brooks in Virginia for the event.
- Brooks is no stranger to the NFL. His father, Perry Brooks, played in 92 games at DT for the Washington Redskins from 1978-84. Perry ran a barber shop since Ahmad was a freshman in college, which was left to his family after he passed away.



BROOKS' GOLDEN NUGGETS

- Ranks t-2nd in 49ers postseason history with 6.5 sacks.
- Has recorded 5.0-or-more sacks in seven consecutive seasons. His 47.5 sacks as a member of the 49ers ranks second in franchise history among linebackers.
- His father, Perry, played 92 games with the Washington Redskins from 1978-84.
- Originally entered the NFL as a supplemental draft pick in 2006 by Cincinnati.
- In 2004, while at the University of Virginia, was one of three finalists for the Butkus Award, given annually to the nation's top linebacker.
- Hosted his first youth football camp in June of 2014. His USA Football FUNdamentals clinic for area youth ages 6-17 in Woodbridge, VA introduced football by teaching basic skills in a fun and energetic environment.

BROOKS' GAME-BY-GAME

2016

Date	Opp	W/L	P/S	Tot	Sol	Ast	Sk	Yds	Int	Yds	PD	FF	FR	Yds
Sep 12	LA	W	1/1	4	3	1	1.0	6.0	0	0	0	0	0	0
Sep 18	at Car	L	1/1	3	3	0	0.0	0.0	0	0	1	0	0	0
Sep 25	at Sea	L	1/1	5	4	1	1.0	6.0	0	0	2	0	0	0
Oct 2	Dal	L	1/1	4	2	2	0.0	0.0	0	0	0	0	0	0
Oct 6	Arz	L	1/1	0	0	0	0.0	0.0	0	0	0	0	0	0
Oct 16	at Buf	L	1/1	6	4	2	0.0	0.0	0	0	0	0	0	0
Oct 23	TB													
Nov 6	NO													
Nov 13	at Arz													
Nov 20	NE													
Nov 27	at Mia													
Dec 4	at Chi													
Dec 11	NYJ													
Dec 18	at Atl													
Dec 24	at LA													
Jan 1	Sea													
TOTALS				6/6	22	16	6	2.0	12.0	0	0	3	0	0

GOLDMINE (CONTINUED)

- In 2013, Brooks returned to Woodbridge, VA, where he attended high school at C.D. Hylton High School, and was inducted into their Hall of Fame.
- Brooks was originally a 3rd-round selection in the 2006 supplemental draft by the Cincinnati Bengals. In 2008, the 49ers claimed the linebacker off of waivers, where he worked his way into a full-time starting role by 2011.

BROOKS' CAREER STATISTICS

YEAR	TEAM	GP	GS	TACKLES					INTERCEPTIONS				FUMBLES			
				TOT	SOL	AST	SACKS	YDS	INT	YDS	LG	TD	PD	FF	FR	YDS
2006	CIN	11	5	46	29	17	1.0	6.0	0	0	–	0	2	0	0	0
2007	CIN	2	2	8	6	2	1.0	7.0	0	0	–	0	0	1	0	0
2008	SF	0	0	0	0	0	0.0	0.0	0	0	–	0	0	0	0	0
2009	SF	14	0	23	18	5	6.0	33.0	0	0	–	0	2	5	0	0
2010	SF	15	1	33	27	6	5.0	33.0	1	32	32	0	2	0	0	0
2011	SF	16	16	59	41	18	7.0	44.0	0	0	–	0	3	1	0	0
2012	SF	16	16	74	50	24	6.5	49.5	1	50	50t	1	6	2	0	0
2013	SF	16	16	74	60	14	8.5	72.5	1	22	22	0	7	1	1	0
2014	SF	13	13	42	30	12	6.0	21.0	0	0	–	0	3	1	1	0
2015	SF	14	14	58	34	24	6.5	36.5	0	0	–	0	1	0	1	8
2016	SF	6	6	22	16	6	2.0	12.0	0	0	–	0	2	0	0	0
TOTALS		123	89	439	311	128	49.5	314.5	3	104	50t	1	29	11	3	8

PLAYOFFS

YEAR	TEAM	GP	GS	TACKLES					INTERCEPTIONS				FUMBLES			
				TOT	SOL	AST	SACKS	YDS	INT	YDS	LG	TD	PD	FF	FR	YDS
2011	SF	2	2	9	4	5	1.0	7.0	0	0	–	0	1	0	0	0
2012	SF	3	3	11	8	3	1.0	8.0	0	0	–	0	2	0	0	0
2013	SF	3	3	25	18	7	4.5	21.0	0	0	–	0	0	1	0	0
TOTALS		8	8	45	30	15	6.5	36.0	0	0	–	0	3	1	0	0

Additional Statistics:

Special Teams Tackles – 9: 2010 (9)

Blocked Extra Point – 1: 2016 (1)

Milestones:

NFL Debut: at Pit. (9/24/06); **First Start:** at TB (10/15/06); **First Sack:** vs. Car. (10/22/06 – QB Jake Delhomme); **First FF:** vs. Bal. (9/10/07 – QB Steve McNair); **First FR:** at NO (11/17/13 – own recovery); **First INT:** vs. Arz. (1/2/11 – QB John Skelton); **First INT Returned for a TD:** at NO (11/25/12 – QB Drew Brees – 50–yds.); **Multi–Sack Games:** 7, Last vs. Sea. (10/22/15 – 2.0; QB Russell Wilson)

BROOKS' CAREER HIGHS

Total Tackles: 14 at TB (10/15/06); Postseason – 11 at Car. (1/12/14)
Solo: 10 at TB (10/15/06); Postseason – 8 (2 times) Last at Car. (1/12/14)
Assists: 5 (2 times) Last at Chi. (12/6/15); Postseason – 4 vs. NYG (1/22/12)
Interception: 1 (3 times) Last at NO (11/17/13)
Interception Returns For TD: 1 at NO (11/17/13)

Sacks: Regular Season – 3.0 vs. Arz. (12/14/09); Postseason – 2.5 at Car. (1/12/14)
Passes Defensed: 3 vs. StL (11/11/12); Postseason – 2 at Atl. (1/20/13)
Forced Fumbles: 2 (2 times) Last vs. Det. (12/27/09); Postseason – 1 at GB (1/5/14)
Fumble Recoveries: 1 (3 times) Last at Cle. (12/13/15)

BROOKS' TRANSACTIONS

Originally a 3rd–round selection in the 2006 supplemental draft by Cin. on 7/13/06...Waived by Cin. on 8/30/08...Claimed off waivers by SF on 8/31/08...Waived by SF on 11/29/08...Signed by SF on 12/2/08...Re–signed with SF as a restricted free agent on a two–year contract on 4/2/10...Signed a six–year contract extension through 2017 on 2/28/12.



TRENT BROWN

77

POSITION OL | HEIGHT 6-8 | WEIGHT 355 | COLLEGE FLORIDA

BORN 4.13.93 // ALBANY, GA // WESTOVER HS, ALBANY, GA
2ND YEAR // ACQUIRED D-7A IN '15

2016 HIGHLIGHTS

- Part of an offensive line group that helped the 49ers offense rush for 150 yds. and 3 TDs on 42 carries and did not allow a sack on 35 atts. by QB Blaine Gabbert vs. LA (9/12).

BROWN'S GOLDEN NUGGET

- Started his collegiate career by playing two years at Georgia Military College before transferring to Florida.

GOLDMINE

- Brown participated in the 49ers annual Bike Build event during the 2015 season. In conjunction with Turning Wheels for Kids, a nonprofit organization that distributes bikes throughout the year with a focus on preventing childhood obesity and supporting low-income families, 49ers players and staff combined with volunteers to assemble 50 bikes and donate them to several students from the 49ers Academy.



BROWN'S CAREER STATISTICS

GAMES/STARTS – 11/8; 2015 (5/2); 2016 (6/6)

Milestones:

NFL Debut: vs. Min. (9/14/15); **First Start:** at Det. (12/27/15)

BROWN'S TRANSACTIONS

Originally the first of two 7th-round (244th overall) draft choices by SF in 2015.



DeFOREST BUCKNER

99

POSITION DL | HEIGHT 6-7 | WEIGHT 300 | COLLEGE OREGON

BORN 3.17.94 // HONOLULU, HI // PUNAHOU HS, HONOLULU, HI
ROOKIE // ACQUIRED D-1A IN '16

2016 HIGHLIGHTS

- Recorded the first two sacks of his career and his first career FR at Buf. (10/16), twice taking down Bills QB Tyrod Taylor. He is the first member of the 49ers to register 2.0 sacks and 1 FR in a single game since LB Aldon Smith accomplished the feat in 2011 [vs. StL (12/4/11) - 2.0 sacks and 1 FR].

GOLDMINE

- While Buckner was 13 years old, his father, George, was involved in a motorcycle accident that left him in a coma for six months. Upon his awakening, George summoned DeForest to his bedside, where the two had a 'man-to-man' conversation, as his mother, Maria, puts it. After the life-changing event and heartfelt conversation, that is when Buckner believes he became a man and took more responsibility with his family. He became a mentor to his younger brother, Kenya, and began to understand the values his father had instilled in him. "He was hard on us, and disciplined us, shaped us," Buckner said. "He taught us about respect, that it's not given, it's earned and that you have to treat everyone around you like you want to be treated."
- During his time at Oregon, Buckner used art as an outlet for his emotions outside of football, even earning the nickname "Dr. DeFo" from his art professor for his passion, focus and patience with his pieces. Buckner enrolled in a class called "Art of the Athlete," which provides engagement for student-athletes through the visual arts and has the student-athletes help in the Jordan Schnitzer Museum of Art workshops for children with disabilities. During the open exhibition at the end of the class, Buckner was awarded with the highest honor, the breakout artist award for his piece titled "King of Pop" showing himself in a Michael Jackson type pose that was spray painted on vinyl.

BUCKNER'S GOLDEN NUGGETS

- While Buckner was 13 years old, his father, George, was involved in a motorcycle accident that left him in a coma for six months. Buckner cites this life-changing event as the time he became a man and took more responsibility with his family.
- As a senior at Oregon, was named Pac-12 Defensive Player of the Year and earned the Morris Trophy award, a prestigious honor voted on by opposing Pac-12 offensive linemen.
- Was originally recruited to Oregon by, and played under, head coach Chip Kelly and defensive line coach Jerry Azinaro in 2012. He reunites with fellow DL Arik Armstead (2012-14).

BUCKNER'S GAME-BY-GAME

2016

Date	Opp	W/L	P/S	Tot	Sol	Ast	Sk	Yds	Int	Yds	PD	FF	FR	Yds	
Sep 12	LA	W	1/1	4	2	2	0.0	0.0	0	0	0	0	0	0	
Sep 18	at Car	L	1/1	4	3	1	0.0	0.0	0	0	0	0	0	0	
Sep 25	at Sea	L	1/1	7	5	2	0.0	0.0	0	0	0	0	0	0	
Oct 2	Dal	L	1/1	6	5	1	0.0	0.0	0	0	0	0	0	0	
Oct 6	Arz	L	-	-	INACTIVE (Foot)			-	-	-	-	-	-	-	
Oct 16	at Buf	L	1/1	9	5	4	2.0	0.0	0	0	0	0	1	0	
Oct 23	TB														
Nov 6	NO														
Nov 13	at Arz														
Nov 20	NE														
Nov 27	at Mia														
Dec 4	at Chi														
Dec 11	NYJ														
Dec 18	at Atl														
Dec 24	at LA														
Jan 1	Sea														
TOTALS				5/5	30	20	10	2.0	0.0	0	0	0	0	1	0

BUCKNER'S CAREER STATISTICS

YEAR	TEAM	GP	GS	TACKLES				YDS	INT	YDS	INTERCEPTIONS			PD	FUMBLES		
				TOT	SOL	AST	SACKS				LG	TD	FF		FR	YDS	
2016	SF	5	5	21	15	6	2.0	0.0	0	0	-	0	0	0	1	0	
TOTALS		5	5	21	15	6	2.0	0.0	0	0	-	0	0	0	1	0	

Milestones:

NFL Debut: vs. LA (9/12/16); **First Start:** vs. LA (9/12/16); **First FR:** at Buf. (10/16/16 – QB Tyrod Taylor); **First Sack:** at Buf. (10/16/16 – QB Tyrod Taylor); **First Multi-Sack Game:** at Buf. (10/16/16 – 2.0); **Multi-Sack Games:** 1, at Buf. (10/16/16 – 2.0; QB Tyrod Taylor)

BUCKNER'S CAREER HIGHS

Total Tackles: 10 at Buf. (10/16/16)

Solo: 5 (3 times) Last at Buf. (10/16/16)

Assists: 4 at Buf. (10/16/16)

Sacks: 2.0 at Buf. (10/16/16)

Fumble Recoveries: 1 at Buf. (10/16/16)

BUCKNER'S TRANSACTIONS

Originally the first of two 1st-round (7th overall) draft choices by SF in 2016.



AARON BURBRIDGE

13

POSITION WR | HEIGHT 6-1 | WEIGHT 208 | COLLEGE MICHIGAN STATE

BORN 12.23.93 // FARMINGTON HILLS, MI // HARRISON HS, FARMINGTON HILLS, MI
ROOKIE // ACQUIRED D-6C IN '16

2016 HIGHLIGHTS

- Made the first start of his NFL career vs. Dal. (10/2), and recorded his first career recept., a 5-yd. pass from QB Blaine Gabbert.

GOLDMINE

- Growing up, basketball was Burbridge's sport of choice. "Growing up, I always played basketball. I only started playing football because I had no one to hang out with after school since all of my friends were playing football." Burbridge began focusing solely on football during his junior season in high school, when he started to receive letters from interested colleges.
- Burbridge's support system is rooted in his family, as he relies on his mother, Nora Florence, his aunt Geraldine and older siblings, Stefan and Carmen. Despite his late start in football, he has always received encouragement from his family. "They have always been there for me, and it's really meant a lot, especially during the tough times."
- Burbridge grew up with former Michigan and current Carolina Panthers WR Devin Funchess, who formed a friendship over competition in Farmington, MI. In middle school, the two participated in different track events but would sneak into the others just to compete against one another.

BURBRIDGE'S GOLDEN NUGGETS

- Burbridge's support system is rooted in his family, as he relies on his mother, Nora Florence, his aunt Geraldine and older siblings, Stefan and Carmen.
- Was named the Richter-Howard Big Ten Receiver of the Year in 2015 and finished his career at Michigan State with 165 re-cepts., the second most in school history.

BURBRIDGE'S GAME-BY-GAME

2016

Date	Opp	W/L	P/S	Rec	Yds	Avg	Lg	TD
Sep 12	LA	W	1/0	0	0	—	—	0
Sep 18	at Car	L	1/0	0	0	—	—	0
Sep 25	at Sea	L	1/0	0	0	—	—	0
Oct 2	Dal	L	1/1	1	5	5.0	5	0
Oct 6	Arz	L	1/0	0	0	—	—	0
Oct 16	at Buf	L	1/0	0	0	—	—	0
Oct 23	TB							
Nov 6	NO							
Nov 13	at Arz							
Nov 20	NE							
Nov 27	at Mia							
Dec 4	at Chi							
Dec 11	NYJ							
Dec 18	at Atl							
Dec 24	at LA							
Jan 1	Sea							
TOTALS			6/1	1	5	5.0	5	0

Special Teams Tackles: 7

BURBRIDGE'S CAREER STATISTICS

YEAR	TEAM	GP	GS	NO	RECEIVING				ATT	YDS	RUSHING		
					YDS	AVG	LG	TD			YDS	AVG	LG
2016	SF	6	1	1	5	5.0	5	0	0	0	—	—	0
TOTALS		6	1	1	5	5.0	5	0	0	0	—	—	0

Additional Statistics:

Special Teams Tackles – 7: 2016 (7)

Milestones:

NFL Debut: vs. LA (9/12/16); First Start: vs. Dal. (10/2/16); First Reception: vs. Dal. (10/2/16 – 5-yds. from QB Blaine Gabbert)

BURBRIDGE'S CAREER HIGHS

Receptions: 1 vs. Dal. (10/2/16)

Receiving Yards: 5 vs. Dal. (10/2/16)

Long Reception: 5 vs. Dal. (10/2/16)

BURBRIDGE'S TRANSACTIONS

Originally the third of three 6th-round (213th overall) draft choices by SF in 2016.

GOLDMINE (CONTINUED)

- Along with 49ers TEs Vance McDonald and Garrett Celek, visited Haiti in conjunction with Convoy of Hope during the 2015 offseason, worked together to teach healthy eating habits and sustainable agriculture techniques to local families. The players also visited an orphanage and local schools to spend time with underprivileged youth. "Being able to be around the kids and see the excitement on their face. I see what kind of stuff they go through and I see how they live. I realize they can use a lot of help and I've been more than fortunate to be able to help them."



- Born Cornelius Carradine, he was given the nickname "Tank" by his mom. He always used to have a little toy army tank with him. "I could never go anywhere without that army tank," he said. "I just had to have it with me, and I used to always push people over, try to run over people." His mom still has that tank.
- Just prior to entering high school, Carradine, a Cincinnati native, frequented Bengals games every chance he could. "At the time, I was playing Pee-Wee football and I was also a big fan of Justin Smith. I remember many of the players, including Justin, came and painted our youth center, so I got a chance to meet him." Carradine continued, "He was my favorite player, first-round draft pick. It's crazy that I played with him. I always wanted to talk football with him and ask him questions, I'm always asked him about how to identify run or pass, tips that the offensive line give away, things like that."
- Carradine loves animals and once owned a large collection of exotic pets, including snakes, lizards, ferrets, a monkey, a bird, piranhas and a shark. "I could see myself doing animal research working in a zoo," he said.

CARRADINE'S CAREER STATISTICS

YEAR	TEAM	GP	GS	TACKLES					INTERCEPTIONS					FUMBLES			
				TOT	SOL	AST	SACKS	YDS	INT	YDS	LG	TD	PD	FF	FR	YDS	
2013	SF	–	–	–	–	INJURED RESERVE (Knee)			–	–	–	–	–	–	–	–	–
2014	SF	9	0	27	16	11	3.0	24.0	0	0	–	0	0	0	0	0	0
2015	SF	14	1	24	12	12	1.0	10.0	0	0	–	0	0	0	1	0	0
2016	SF	6	0	12	6	6	0.0	0.0	0	0	–	0	0	0	0	0	0
TOTALS		29	1	63	34	29	4.0	34.0	0	0	–	0	0	0	1	0	0

PLAYOFFS

YEAR	TEAM	GP	GS	TACKLES					INTERCEPTIONS					FUMBLES			
				TOT	SOL	AST	SACKS	YDS	INT	YDS	LG	TD	PD	FF	FR	YDS	
2013	SF	–	–	–	–	INJURED RESERVE (Knee)			–	–	–	–	–	–	–	–	–
TOTALS		–	–	–	–	–	–	–	–	–	–	–	–	–	–	–	–

Milestones:

NFL Debut: vs. Chi. (9/14/14); **First Start:** vs. Cin. (12/20/15); **First Sack:** at Sea. (12/14/14 – QB Russell Wilson); **First Multi-Sack Game:** at Sea. (12/14/14 – 2.0); **First FF:** at Arz. (9/27/15 – QB Carson Palmer)

CARRADINE'S CAREER HIGHS

Total Tackles: 7 vs. Sea. (11/27/14)

Solo: 4 vs. GB (10/4/15)

Assists: 4 vs. Sea. (11/27/14)

Sacks: 2 at Sea. (12/14/14)

Forced Fumbles: 1 at Arz. (9/27/15)

CARRADINE'S TRANSACTIONS

Originally the first of two 2nd-round (40th overall) draft choices by SF in 2013...Placed on the Reserve/Non-Football Injury List on 8/27/13...Activated from the Reserve/Non-Football Injury List on 10/29/13...Placed on Injured Reserve on 12/10/13...Signed a one-year contract extension through 2017 with SF on 9/6/16.



GARRETT CELEK

88

POSITION TE | HEIGHT 6-5 | WEIGHT 252 | COLLEGE MICHIGAN STATE

BORN 5.29.88 // CINCINNATI, OH // LA SALLE HS, CINCINNATI, OH
5TH YEAR // ACQUIRED FA IN '12

2016 HIGHLIGHTS

- Recorded 5 recepts. for 79 yds. vs. Dal. (10/2), setting new career-highs in both categories.

GOLDMINE

- Celek has a strong passion for the packaging industry, which he majored in at Michigan State, and plans to go into the business in the future. The growing industry looks to cut shipping costs on products and is commonplace in the food and medical fields. "There's so many different areas you can get into, it's crazy. I enjoy the science behind it. It was a great major for me to choose and the possibilities are endless."



- Along with fellow 49ers TE Vance McDonald and DT Tank Carradine, visited Haiti in conjunction with Convoy of Hope during the 2015 offseason, working together to teach healthy eating habits and sustainable agriculture techniques to local families. "We've been to an orphanage, we've been to a farm, we've been to schools. It's a beautiful country and these are beautiful people. I'm glad I had this opportunity."

- Football runs in the bloodlines of the Celek family. Garrett's older brother, Brent, plays tight end for the Philadelphia Eagles. Growing up, the brothers were constantly involved in athletics. "My dad was always pushing us just to be into sports. As long as we were doing something and we were having fun with it, he was the happiest guy in the world," Garrett said. He didn't begin playing football until high school, but Brent's success became motivation for him. "He got a scholarship to Cincinnati my freshman year in high school," Garrett said. "Right then I had my goals set. I've got to do what my brother did. Honestly, I've been trying to follow in his footsteps and because of him I'm here today. I wouldn't be who I am without him."



- Along with some of his teammates, Celek headed to San Francisco in October of 2015 to kick off Fleet Week aboard the USS Somerset. During the afternoon on board, Celek participated in drills with the troops, took a tour of the ship, ate dinner with the crew and watched as some local Bay Area natives were sworn into the Navy. "It's just good to give back to some of these guys because they do so much for us," said Celek at the time. "We're all really appreciative of who they are and what they're about."

CELEK'S GOLDEN NUGGETS

- Is the younger brother of Philadelphia Eagles TE Brent Celek.
- Visited Haiti in conjunction with Convoy of Hope in 2015, working together to teach healthy eating habits and sustainable agriculture techniques to local families.

CELEK'S GAME-BY-GAME

2016

Date	Opp	W/L	P/S	Rec	Yds	Avg	Lg	TD
Sep 12	LA	W	1/0	1	15	15.0	15	0
Sep 18	at Car	L	1/0	1	12	12.0	12	0
Sep 25	at Sea	L	1/0	3	25	8.3	18	0
Oct 2	Dal	L	1/0	5	79	15.8	29	0
Oct 6	Arz	L	1/1	1	4	4.0	4	0
Oct 16	at Buf	L	1/0	0	0	-	-	0
Oct 23	TB							
Nov 6	NO							
Nov 13	at Arz							
Nov 20	NE							
Nov 27	at Mia							
Dec 4	at Chi							
Dec 11	NYJ							
Dec 18	at Atl							
Dec 24	at LA							
Jan 1	Sea							
TOTALS			6/1	11	135	12.3	29	0

CELEK'S CAREER STATISTICS

YEAR	TEAM	GP	GS	NO	RECEIVING				ATT	RUSHING			
					YDS	AVG	LG	TD		YDS	AVG	LG	TD
2012	SF	13	0	4	51	12.8	35	0	0	0	–	–	0
2013	SF	12	1	2	38	19.0	30	0	0	0	–	–	0
2014	SF	3	1	2	53	26.5	31	0	0	0	–	–	0
2015	SF	11	8	19	186	9.8	33	3	0	0	–	–	0
2016	SF	6	1	11	135	12.3	29	0	0	0	–	–	0
TOTALS		45	12	38	463	12.2	35	3	0	0	–	–	0

PLAYOFFS

YEAR	TEAM	GP	GS	NO	RECEIVING				ATT	RUSHING			
					YDS	AVG	LG	TD		YDS	AVG	LG	TD
2012	SF	3	0	0	0	–	–	0	0	0	–	–	0
2013	SF	3	0	1	6	6.0	6	0	0	0	–	–	0
TOTALS		6	0	1	6	6.0	6	0	0	0	–	–	0

Additional Statistics:

Fumble – Lost: Regular Season 1–0: 1–0 in 2013

Own Fumble Recoveries – 1: 1 in 2015

Milestones:

NFL Debut: at NYJ (9/30/12); **First Start:** at Sea. (9/15/13); **First Reception:** vs. Buf. (10/7/12 – 4–yd. pass from QB Alex Smith); **First TD Reception:** at NYG (10/11/15 – 5–yd. pass from QB Colin Kaepernick); **First Multi–TD Game:** vs. Atl. (11/8/15 – 2 TDs)

CELEK'S CAREER HIGHS

Receptions: 5 vs Dal. (10/2/16); Postseason – 1 at GB (1/5/14)

Long Reception: 35 at Sea. (12/23/12); Postseason – 6 at GB (1/5/14)

Receiving Yards: 79 vs Dal. (10/2/16); Postseason – 6 at GB (1/5/14)

TD Receptions: 2 vs. Atl. (11/8/15)

CELEK'S TRANSACTIONS

Originally signed as an undrafted free agent by SF on 5/4/12...Placed on the Reserve/Physically Unable To Perform List on 8/25/14...Activated from the Reserve/Physically Unable To Perform List on 11/27/14...Placed on the Injured Reserve List on 12/17/14...Re–signed with SF on a one–year contract on 3/12/15...Placed on the Injured Reserve List on 12/8/15...Signed a four–year contract extension through 2019 on 2/23/16.



MARCUS CROMARTIE

20

POSITION **CB** | HEIGHT **6-0** | WEIGHT **195** | COLLEGE **WISCONSIN**

BORN **12.3.90** // MANSFIELD, TX // **TIMBERVIEW HS, MANSFIELD, TX**
3RD YEAR // **ACQUIRED FA IN '14**

GOLDMINE

- Marcus Cromartie has many family ties to the NFL. He is cousins with Dominique Rodgers-Cromartie, a cornerback for the New York Giants, and Antonio Cromartie, a cornerback for the Indianapolis Colts. He is also cousins with Da'Mon Cromartie-Smith and Terrelle Smith, who formerly played in the NFL.
- Was living in New Orleans when Hurricane Katrina hit in 2005. Cromartie and his father had to evacuate north to Memphis, TN, where a normal five-hour drive took 13 hours. "The hardest thing about what I went through, I just lost so many friends."

CROMARTIE'S GOLDEN NUGGETS

- Is cousins with New York Giants CB Dominique Rodgers-Cromartie and Indianapolis Colts CB Antonio Cromartie.
- Was born on a military base in Yuma, AZ, where his dad was a 20-year Marine, and his mom spent 20 years with the Navy.

CROMARTIE'S GAME-BY-GAME

2016

Date	Opp	W/L	P/S	Tot	Sol	Ast	Sk	Yds	Int	Yds	PD	FF	FR	Yds	
Sep 12	LA	W	1/0	0	0	0	0.0	0.0	0	0	0	0	0	0	
Sep 18	at Car	L	-	-	-	-	INACTIVE		-	-	-	-	-	-	
Sep 25	at Sea	L	-	-	-	-	INACTIVE		-	-	-	-	-	-	
Oct 2	Dal	L	1/0	0	0	0	0.0	0.0	0	0	0	0	0	0	
Oct 6	Arz	L	1/0	0	0	0	0.0	0.0	0	0	0	0	0	0	
Oct 16	at Buf	L	1/0	0	0	0	0.0	0.0	0	0	0	0	0	0	
Oct 23	TB														
Nov 6	NO														
Nov 13	at Arz														
Nov 20	NE														
Nov 27	at Mia														
Dec 4	at Chi														
Dec 11	NYJ														
Dec 18	at Atl														
Dec 24	at LA														
Jan 1	Sea														
TOTALS				4/0	0	0	0	0.0	0.0	0	0	0	0	0	0

Special Teams Tackles: 2

CROMARTIE'S CAREER STATISTICS

YEAR	TEAM	GP	GS	TACKLES			SACKS	YDS	INT	YDS	INTERCEPTIONS			PD	FUMBLES		
				TOT	SOL	AST					LG	TD	FF		FR	YDS	
2013	SD	0	0	0	0	0	0.0	0.0	0	0	–	0	0	0	0	0	0
2014	SF	3	0	4	4	0	0.0	0.0	0	0	–	0	1	0	0	0	0
2015	SF	8	1	10	9	1	0.0	0.0	0	0	–	0	2	0	0	0	0
2016	SF	4	0	0	0	0	0.0	0.0	0	0	–	0	0	0	0	0	0
TOTALS		15	1	14	13	1	0.0	0.0	0	0	0	0	3	0	0	0	0

Additional Statistics:

Special Teams Tackles – 3: 2015 (1); 2016 (2)

Special Teams Own Fumble Recoveries – 1: 1 in 2016

Milestones:

NFL Debut: at Sea. (12/14/14); **First Start:** vs. Atl. (11/8/15)

CROMARTIE'S CAREER HIGHS

Total Tackles: 7 vs. Atl. (11/8/15)

Assists: 1 vs. Atl. (11/8/15)

Solo: 6 vs. Atl. (11/8/15)

Passes Defensed: 1 (3 times) Last vs. StL (1/3/16)

CROMARTIE'S TRANSACTIONS

Originally signed as an undrafted free agent by SD on 4/27/13...Waived by SD on 8/31/13...Signed to SD practice squad on 9/1/13...Promoted to SD active roster on 12/17/13...Placed on the Injured Reserve List on 8/26/14...Waived by SD from the Injured Reserve List on 9/23/14...Signed to Cle. practice squad on 10/29/14...Released by Cle. on 10/30/14...Signed to SF practice squad on 11/18/14...Promoted to SF active roster on 12/13/14...Released by SF on 9/5/15...Signed to SF practice squad on 9/6/15...Promoted to SF active roster on 11/7/15.

DAVIS' CAREER STATISTICS

YEAR	TEAM	GP	GS	TACKLES			SACKS	YDS	INT	YDS	INTERCEPTIONS			PD	FUMBLES		
				TOT	SOL	AST					LG	TD	FF		FR	YDS	
2014	SD	12	1	12	10	2	0.0	0.0	0	0	–	0	1	1	0	0	
2015	SF	3	0	0	0	0	0.0	0.0	0	0	–	0	0	0	0	0	
2016	SF	4	0	2	0	2	0.5	1.5	0	0	–	0	0	0	0	0	
TOTALS		19	1	14	10	4	0.5	1.5	0	0	–	0	1	1	0	0	

Additional Statistics:

Special Teams Tackles – 2: 2014 (2)

Kick Returns – 25: 2014 (19); 2016 (6)

Kick Return Yards – 605: 2014 (476); 2016 (129)

Punt Returns – 1: 2014 (1)

Punt Return Yards – 4: 2014 (4)

Milestones:

NFL Debut: vs. NYJ (10/5/14); **First Start:** at Mia. (11/2/14); **First FF:** at Mia. (11/2/14 – QB Ryan Tannehill); **First Sack:** vs. Dal. (10/2/16 – QB Dak Prescott)

DAVIS' CAREER HIGHS

Tackles: 7 at Mia. (11/2/14)

Solo: 6 at Mia. (11/2/14)

Assists: 1 (3 times) Last at Car. (9/18/16)

Passes Defensed: 1 vs. KC (10/19/14)

Forced Fumbles: 1 at Mia. (11/2/14)

Sacks: 0.5 vs. Dal. (10/2/16)

DAVIS' TRANSACTIONS

Originally signed with SD as an undrafted free agent on 5/13/14...Waived/Injured by SD on 9/1/15...Placed on the Injured Reserve List on 9/2/15...Waived/Injured by SD on 10/26/15...Signed to SF practice squad on 11/3/15...Promoted to SF active roster on 11/7/15...Placed on the Injured Reserve List on 10/10/16.



MIKE DAVIS

22

POSITION RB | HEIGHT 5-9 | WEIGHT 217 | COLLEGE SOUTH CAROLINA

BORN 2.19.93 // ATLANTA, GA // STEPHENSON HS, STONE MOUNTAIN, GA
2ND YEAR // ACQUIRED D-4B IN '15

GOLDMINE

- Davis entered the draft early in order to help his family. Early in the draft process, Davis' mother received an eviction notice on her door. "I always wanted to help my mom out. I knew with no one else being able to help her I had to step up," said Davis after being drafted.

DAVIS' GOLDEN NUGGETS

- Finished his college career ranked in the top 10 in South Carolina history in rushing yards (2,440), rushing touchdowns (22), yards per carry (5.4) and total touchdowns (24).
- Reunites with college roommate WR Bruce Ellington on the 49ers.
- His brother, James, played RB at Clemson and was drafted by the Cleveland Browns in the sixth round (195th overall) of the 2009 NFL Draft.

DAVIS' GAME-BY-GAME

2016

Date	Opp	W/L	P/S	Rsh	Yds	Avg	Lg	TD	Rec	Yds	TD	
Sep 12	LA	W	1/0	3	1	0.3	2	0	0	0	0	
Sep 18	at Car	L	1/0	0	0	-	-	0	1	10	0	
Sep 25	at Sea	L	1/0	0	0	-	-	0	0	0	0	
Oct 2	Dal	L	1/0	0	0	-	-	0	0	0	0	
Oct 6	Arz	L	1/0	2	4	2.0	2	0	0	0	0	
Oct 16	at Buf	L	1/0	5	13	2.6	7	0	1	6	0	
Oct 23	TB											
Nov 6	NO											
Nov 13	at Arz											
Nov 20	NE											
Nov 27	at Mia											
Dec 4	at Chi											
Dec 11	NYJ											
Dec 18	at Atl											
Dec 24	at LA											
Jan 1	Sea											
TOTALS				6/0	10	18	1.8	7	0	2	16	0

DAVIS' CAREER STATISTICS

YEAR	TEAM	GP	GS	ATT	RUSHING				RECEIVING				
					YDS	AVG	LG	TD	NO	YDS	AVG	LG	TD
2015	SF	6	0	35	58	1.7	13	0	7	38	5.4	11	0
2016	SF	6	0	10	18	1.8	7	0	2	16	8.0	10	0
TOTALS		12	0	45	76	1.7	13	0	9	54	6.0	11	0

Additional Statistics:

Kick Returns – 2: 2016 (2)

Kick Return Yards – 18: 2016 (18)

Milestones:

NFL Debut: at Pit. (9/20/15); First Reception: at Pit. (9/20/15 – 1-yd. pass from QB Colin Kaepernick)

DAVIS' CAREER HIGHS

Rushes: 10 (2 times) Last vs. StL (1/3/16)

Rushing Yards: 34 vs. StL (1/3/16)

Longest Rush: 13 vs. StL (1/3/16)

Receptions: 2 (3 times) Last vs. StL (1/3/16)

Receiving Yards: 15 vs. StL (1/3/16)

Long Reception: 11 at StL (11/1/15)

DAVIS' TRANSACTIONS

Originally the second of three 4th-round (126th overall) draft choices by SF in 2015...Placed on the Injured Reserve/Designated for Return List on 11/7/15... Activated from the Injured Reserve/Designated for Return List on 1/2/16.



PHIL DAWSON

4

POSITION **K** | HEIGHT **5-11** | WEIGHT **200** | COLLEGE **TEXAS**

BORN **1.23.75** // DALLAS, TX // LAKE HIGHLANDS HS, DALLAS, TX
 18TH YEAR // ACQUIRED FA IN '13

AWARDS & HONORS

- 2001:** AFC Special Teams Player of the Week (Week 3)
- 2005:** AFC Special Teams Player of the Week (Week 15)
- 2012:** AFC Pro Bowl
- 2013:** NFC Special Teams Player of the Week (Week 14)
- 2014:** NFC Special Teams Player of the Week (Week 5)
- 2015:** Bill Walsh Award



GOLDMINE

- During the 2008 and 2011 seasons, Dawson teamed up with the Adoption Network to invite families who have recently adopted children to each Browns home game so they can form new memories as a family. "The reason behind all this is my wife was adopted so we have a pretty special place in our hearts for families trying to adopt," Dawson said.
- Was active in the Cleveland community and founded the "Dawson's 4 Adoption" season ticket program which provided tickets, apparel and food for the Adoption Network Cleveland organization.
- Dawson's two main hobbies now are actually his first two part-time jobs growing up. His first official job in middle school was driving the tractor that picks up the golf balls at the driving range. "For every tray of balls I would bring in and pour in the washer, I'd get \$3," said Dawson. "The busier the driving range, the more money I made." His other job was mowing lawns. He and a friend would mow about 30 lawns every week during the summers. "I love golf and I love yard work," he said.

DAWSON'S GOLDEN NUGGETS

- Named the 49ers Bill Walsh Award winner for the 2015 season. The award, which is voted on by coaches, is given to the 49ers team MVP, honoring his outstanding individual performance.
- Holds the 2nd highest all-time FG percentage among kickers with 300-or-more FG made in NFL history (84.5%).
- In 2013, set the 49ers franchise record with 27 consecutive FG made and in 2015, recorded the 2nd-longest streak with 19 consecutive FGs made.
- Was part of an infamous field goal attempt against the Baltimore Ravens in 2012 that eventually led to a rule dubbed the "Phil Dawson Rule." Dawson kicked a 51-yard field goal on the final play of regulation that bounced off the left upright and caromed off the rear "gooseneck" attachment behind the crossbar. The attempt was originally ruled no good, but the officials reversed the call following a discussion even though the play was not technically reviewable. The next year, a rule change was made to allow certain field goals to be reviewed by instant replay.
- His wife, Shannon, is a professional singer, who performed as a backup singer for Wayne Newton in Las Vegas. She released her country/contemporary Christian mix album titled Redemption on September 11, 2013.

DAWSON'S GAME-BY-GAME

2016						
Date	Opp	W/L	Pts	XP-XPA	FG-FGA	Kick-By-Kick
Sep 12	LA	W	4	4-4	0-0	
Sep 18	at Car	L	9	3-3	2-2	29, 39
Sep 25	at Sea	L	4	1-1	1-2	22, 53N
Oct 2	Dal	L	5	2-2	1-1	36
Oct 6	Arz	L	3	3-3	0-0	
Oct 16	at Buf	L	10	1-1	3-3	33, 48, 47
Oct 23	TB					
Nov 6	NO					
Nov 13	at Arz					
Nov 20	NE					
Nov 27	at Mia					
Dec 4	at Chi					
Dec 11	NYJ					
Dec 18	at Atl					
Dec 24	at LA					
Jan 1	Sea					
TOTALS			35	14-14	7-8	Long: 48

CAREER HIGHLIGHTS

- Is one of 16 players in NFL history to surpass 1,600 points scored (1,622) and currently ranks t-9th all-time in total FGs made.

MOST CAREER POINTS IN NFL HISTORY		MOST FGs MADE IN NFL HISTORY	
Player	Pts.	Player	FGs
14. Jan Stenerud	1,699	7. John Kasay	461
15. Ryan Longwell	1,687	8. Jason Elam	436
16. Phil Dawson	1,640	9t. Phil Dawson	393
17. Eddie Murray	1,594	Sebastian Janikowski	393
18. Al Del Greco	1,587	11. David Akers	386

- Has the second highest all-time FG percentage, among kickers with 300-or-more FGs made, in NFL history at 84.5%.
- Ranks first in 49ers franchise history with 13, 50-plus yd. field goals.

MOST 50-PLUS YD. FGs MADE IN 49ERS HISTORY		
	Player	FGs
1.	Phil Dawson (2013-15)	13
2.	Joe Nedney (2005-10)	10
3.	David Akers (2011-12)	9

- Dawson's total of 37 FGs from 50-or-more yds. ranks tied for 6th in NFL history, while his percentage from the 50-plus yd. range of 71.2% (37 of 53) ranks 7th.
- Finished the 2013 regular season with the 2nd most made FGs (32) and pts. scored (140) in 49ers franchise history.

- Ranks as the Browns franchise leader in FG percentage with a mark of 84% (305-363).
- Is 1st on the Browns all-time made FGs list with 305 kicks made.
- Ranks 2nd in Browns franchise history with 1,265 career points (Lou Groza - 1,349).
- Holds the Browns franchise single-season record with 30 FGs made in 2008.
- Is the only player in Browns franchise history to account for six 100-point seasons.
- In 2008, he became the first player in Browns franchise history to convert a 50+ yd. FG in three consecutive games.
- Set the 49ers franchise record with 27 consecutive made FGs in 2013 (10/6/13 - 12/29/13), passing K Joe Nedney's previous mark of 18 in a row (11/26/06 - 9/30/07).
- In 2004, he established a Browns franchise record with 27 consecutive FGs made [vs. SD (10/19/03) - vs. NYJ (11/21/04)], only to one-up his own record in 2012 with 29 consecutive FGs made [vs. Bal. (12/4/11) - at Oak. (12/2/12)].
- According to the Elias Sports Bureau, Dawson, who also holds the Cleveland Browns franchise record for most consecutive made FGs (27), joined K Olindo Mare (Mia. and Sea.) and Neil Rackers (Arz. and Hou.) as the only kickers who currently hold the record for most consecutive made FGs for two different franchises.

MOST CONSECUTIVE FGs MADE IN 49ERS HISTORY

	Player	FGs
1.	Phil Dawson	27
2.	Phil Dawson	19
3.	Joe Nedney	18
4.	Mike Cofer	17
5t.	Wade Richey	16
	Gary Anderson	16

DAWSON'S CAREER STATISTICS

<u>YEAR</u>	<u>TEAM</u>	<u>G</u>	<u>XP</u>	<u>XPA</u>	<u>PCT</u>	<u>FG</u>	<u>FGA</u>	<u>PCT</u>	<u>BLK</u>	<u>LG</u>	<u>PTS</u>
1999	CLE	15	23	24	95.8	8	12	66.7	0	49	47
2000	CLE	16	17	17	100.0	14	17	82.4	0	45	59
2001	CLE	16	29	30	96.7	22	25	88.0	0	48	95
2002	CLE	16	34	35	97.1	22	28	78.6	1	52	100
2003	CLE	13	20	21	95.2	18	21	85.7	0	52	74
2004	CLE	16	28	28	100.0	24	29	82.8	0	50	100
2005	CLE	16	19	21	90.5	27	29	93.1	0	44	100
2006	CLE	16	25	25	100.0	21	29	72.4	0	51	88
2007	CLE	16	42	43	97.7	26	30	86.7	1	51	120
2008	CLE	16	18	18	100.0	30	36	83.3	0	56	108
2009	CLE	11	18	19	94.7	17	19	89.5	0	49	69
2010	CLE	16	28	28	100.0	23	28	82.1	0	48	97
2011	CLE	16	20	20	100.0	24	29	82.8	2	54	92
2012	CLE	16	29	29	100.0	29	31	93.5	1	53	116
2013	SF	16	44	44	100.0	32	36	88.9	0	56	140
2014	SF	16	33	33	100.0	25	31	80.6	1	55	108
2015	SF	16	20	21	95.2	24	27	88.9	2	54	92
2016	SF	6	14	14	100.0	7	8	87.5	0	48	35
TOTALS		269	461	470	98.1	393	465	84.5	8	56	1,640

PLAYOFFS

<u>YEAR</u>	<u>TEAM</u>	<u>G</u>	<u>XP</u>	<u>XPA</u>	<u>PCT</u>	<u>FG</u>	<u>FGA</u>	<u>PCT</u>	<u>BLK</u>	<u>LG</u>	<u>PTS</u>
2002	CLE	1	3	3	100.0	2	2	100.0	0	31	9
2013	SF	3	6	6	100.0	7	7	100.0	0	49	27
TOTALS		4	9	9	100.0	9	9	100.0	0	49	36

Additional Statistics:

Punting – 9–257: 2002 (2–36 yds.; 18.0 avg.; 18.0 net avg.); 2003 (1–29 yds.; 29.0 avg.; 29.0 net avg.); 2005 (2–53 yds.; 26.5 avg.; 26.5 net avg.); 2006 (2–58 yds.; 29.0 avg.; 19.0 net avg.); 2008 (1–33 yds.; 33.0 avg.; 33.0 net avg.); 2015 (1–48 yds.; 48.0 avg.; 47.0 net avg.)

Passing – 1–1–10–0–0 TDs: 2009 (1–1–10–0–0 TDs)

Rushing – 2–18–1 TD: 1999 (1–4–1 TD); 2003 (1–14)

Special Teams Tackles – 1: 2014 (1)

Milestones:

NFL Debut: at Ten. (9/19/99); **First FG:** at Ten. (9/19/99); **100th FG Made:** at Bal. (11/7/04); **200th FG Made:** at Buf. (11/17/08); **300th FG Made:** at Oak. (12/2/12); **First PAT:** at Bal. (9/26/99); **100th PAT Made:** at Bal. (12/22/02); **200th PAT Made:** vs. Cin. (9/16/07); **300th PAT Made:** at Cin. (12/19/10); **400th PAT Made:** vs. Chi. (9/14/14); **500th Career Point:** vs. Chi. (10/9/05); **1,000th Career Point:** at NO (10/24/10); **100–Point Seasons:** 9, Last in 2014 (108); **Highest Single–Game Points Total:** 19 at SD (11/5/06)

DAWSON'S CAREER FIELD GOAL STATISTICS

YEAR	TEAM	1-19	PCT	20-29	PCT	30-39	PCT	40-49	PCT	50+	PCT	TOT
1999	CLE	0/0	-	2/2	100.0	3/5	60.0	3/5	60.0	0/0	-	8/12
2000	CLE	3/3	100.0	4/4	100.0	5/5	100.0	2/5	40.0	0/0	-	14/17
2001	CLE	0/0	-	10/10	100.0	8/9	88.9	4/6	66.7	0/0	-	22/25
2002	CLE	0/0	-	9/10	90.0	6/8	75.0	5/7	71.4	2/3	66.7	22/28
2003	CLE	2/2	100.0	7/7	100.0	4/5	80.0	3/5	60.0	2/2	100.0	18/21
2004	CLE	0/0	-	11/11	100.0	6/8	75.0	6/9	66.7	1/1	100.0	24/29
2005	CLE	2/2	100.0	11/11	100.0	9/11	81.8	5/5	100.0	0/0	-	27/29
2006	CLE	0/0	-	5/6	83.3	9/10	90.0	6/12	50.0	1/1	100.0	21/29
2007	CLE	2/2	100.0	9/10	90.0	7/8	87.5	7/8	87.5	1/2	50.0	26/30
2008	CLE	0/0	-	10/10	100.0	12/14	85.7	5/6	83.3	3/6	50.0	30/36
2009	CLE	0/0	-	7/7	100.0	5/5	100.0	5/6	83.3	0/1	0.0	17/19
2010	CLE	3/3	100.0	7/7	100.0	10/10	100.0	3/5	60.0	0/3	0.0	23/28
2011	CLE	0/0	-	7/9	77.8	3/4	75.0	7/8	87.5	7/8	87.5	24/29
2012	CLE	0/0	-	8/9	88.9	8/9	88.9	6/6	100.0	7/7	100.0	29/31
2013	SF	0/0	-	12/13	92.3	6/6	100.0	10/11	90.9	4/6	66.7	32/36
2014	SF	0/0	-	6/6	100.0	8/9	88.9	5/7	71.4	6/9	66.7	25/31
2015	SF	0/0	-	9/10	90.0	6/6	100.0	7/8	87.5	3/3	100.0	24/27
2016	SF	0/0	-	2/2	100.0	3/3	100.0	2/2	100.0	0/1	0.0	7/8
TOTALS		12/12	100.0	136/144	94.4	118/135	87.4	90/121	74.4	37/53	69.8	393/465

PLAYOFFS

YEAR	TEAM	1-19	PCT	20-29	PCT	30-39	PCT	40-49	PCT	50+	PCT	TOT
2002	CLE	0/0	-	1/1	100.0	1/1	100.0	0/0	-	0/0	-	2/2
2013	SF	0/0	-	3/3	100.0	3/3	100.0	1/1	100.0	0/0	-	7/7
TOTALS		0/0	-	4/4	100.0	4/4	100.0	1/1	100.0	0/0	-	9/9

DAWSON'S TRANSACTIONS

Originally signed as an undrafted free agent with Oak. on 4/24/98...Waived by Oak. on 8/18/98...Claimed by NE via waivers on 8/21/98...Waived by NE on 8/30/98...Signed to NE practice squad on 8/31/98...Signed by Cle. on 3/25/99...Re-signed with Cle. on 4/26/02...Re-signed with Cle. on 7/15/05...Re-signed with Cle. as a franchise player on 7/30/11...Re-signed with Cle. as a franchise player on 3/19/12...Signed with SF on 3/19/13... Re-signed with SF on a two-year contract on 3/11/14.



QUINTON DIAL

92

POSITION DT | HEIGHT 6-5 | WEIGHT 318 | COLLEGE ALABAMA

BORN 7.21.90 // CLAY, AL // CLAY-CHALKVILLE HS, CLAY, AL
4TH YEAR // ACQUIRED D-5 IN '13

AWARDS & HONORS

2015: 49ers Community Relations Veteran Service Award

GOLDMINE

- Dial started his own foundation called the QD92 Foundation in 2014, with the mission to show love and support to underprivileged kids today so they will have the best opportunity to be our leaders of tomorrow. "Growing up back in Alabama and just knowing what it's like not to have a gift on Christmas, not knowing when I'm eating my next meal, not having that family bond that a kid should have, I know what that feeling is like. It's not a good feeling," said Dial. "So, I created this organization just trying to fill the void for those kids, be a mentor to them and just try to do anything positive that I can for them, trying to be a positive impact on these kid's lives." For more information on the QD92 Foundation, visit www.facebook.com/QD92Foundation/.
- Dial connected with Alex Fernandez, a 20-year-old 49ers fan who lost his battle with brain cancer in July of 2015. One of the things that Fernandez wanted to do before he passed was to see a 49ers game at Levi's Stadium. Through "QD Kids," Dial sent Fernandez a package consisting of 49ers items: A team blanket, jerseys from QB Colin Kaepernick and LB Patrick Willis, an autographed football, hats and a poster. Dial included a signed jersey of his own and also included a video message for Fernandez. After he passed, Dial said on Twitter, "I want Alex Fernandez to know that he has made a difference in my life by sharing his story," Dial wrote. "He is my hero, and people like him encourage me to continue our work through our non-profit QD Kids. I lead this non-profit in order to make 'moments' count for all children and adults who are combating challenges in their life. My first game is going to be dedicated to him for being a brave hero and for making a difference in the lives of others."
- In 2015, Dial was very active during the offseason. He spent time at the Bill Wilson Center with underprivileged youth, participated in a Special Olympics basketball game and helped a terminal cancer patient check 'attending a 49ers game' off his bucket list by visiting him in the hospital and supplying him with a bunch of 49ers gear.



DIAL'S GOLDEN NUGGETS

- Started the QD92 Foundation in 2014, whose mission is to support underprivileged kids today so that they can become the leaders of tomorrow.
- Earned his first career NFL start at NYG (11/16/14) and first career sack at NO (11/9/14) during the 2014 season.
- Dial's mother passed away when he was 10. His father fell on difficult times, ultimately unable to support him any longer and he was brought in by the families of his church.

DIAL'S GAME-BY-GAME

2016															
Date	Opp	W/L	P/S	Tot	Sol	Ast	Sk	Yds	Int	Yds	PD	FF	FR	Yds	
Sep 12	LA	W	1/1	5	4	1	0.0	0.0	0	0	1	0	0	0	
Sep 18	at Car	L	1/1	4	2	2	0.0	0.0	0	0	0	0	0	0	
Sep 25	at Sea	L	1/1	2	1	1	0.0	0.0	0	0	0	0	0	0	
Oct 2	Dal	L	1/1	2	2	0	0.0	0.0	0	0	0	0	0	0	
Oct 6	Arz	L	1/1	7	5	2	0.0	0.0	0	0	0	0	0	0	
Oct 16	at Buf	L	1/1	2	1	1	0.0	0.0	0	0	0	0	0	0	
Oct 23	TB														
Nov 6	NO														
Nov 13	at Arz														
Nov 20	NE														
Nov 27	at Mia														
Dec 4	at Chi														
Dec 11	NYJ														
Dec 18	at Atl														
Dec 24	at LA														
Jan 1	Sea														
TOTALS				6/6	22	15	7	0.0	0.0	0	0	1	0	0	0

GOLDMINE (CONTINUED)

- As an event for "QD Kids," Dial helped organize a fundraiser called "Bowling 4 Backpacks" in July of 2015. All of the proceeds from the event went directly to buying school supplies and backpacks for kids in need.
- Dial's church family has played a major role in his life and has positively impacted him, making him the man he is today. "They have supported me a lot throughout the years," said Dial. "They encouraged me and prayed with me. I would say my church family is my biggest supporter that I have right now and has helped me to get where I am today."

DIAL'S CAREER STATISTICS

YEAR	TEAM	GP	GS	TACKLES					INTERCEPTIONS					FUMBLES			
				TOT	SOL	AST	SACKS	YDS	INT	YDS	LG	TD	PD	FF	FR	YDS	
2013	SF	3	0	2	1	1	0.0	0.0	0	0	–	0	0	0	0	0	0
2014	SF	14	6	57	28	29	2.0	7.0	0	0	–	0	1	0	0	0	
2015	SF	15	15	73	47	26	2.5	14.5	0	0	–	0	1	0	0	0	
2016	SF	6	6	22	15	7	0.0	0.0	0	0	–	0	1	0	0	0	
TOTALS		38	27	154	91	63	4.5	21.5	0	0	–	0	3	0	0	0	

PLAYOFFS

YEAR	TEAM	GP	GS	TACKLES					INTERCEPTIONS					FUMBLES		
				TOT	SOL	AST	SACKS	YDS	INT	YDS	LG	TD	PD	FF	FR	YDS
2013	SF	0	0	0	0	0	0.0	0.0	0	0	–	0	0	0	0	0
TOTALS		0	0	0	0	0	0.0	0.0	0	0	–	0	0	0	0	0

Additional Statistics:

Blocked Field Goal – 2: 2015 (2)

Milestones:

NFL Debut: at Ten. (10/20/13); **First Start:** at NYG (11/16/14); **First Career Sack:** at NO (11/9/14); **First Blocked FG:** at StL (11/1/15 – K Greg Zuerlein)

DIAL'S CAREER HIGHS

Total Tackles: 12 vs. Sea. (11/27/14)
Solo: 7 (2 times) Last at Chi. (12/6/15)

Assists: 5 (3 times) at NYG (10/11/15)
Sacks: 1.0 (3 times) Last vs. Sea. (10/22/15)

DIAL'S TRANSACTIONS

Originally a 5th-round (157th overall) draft choice by SF in 2013...Placed on the Reserve/Non-Football Injury List on 8/27/13...Activated from the Reserve/Non-Football Injury List on 10/19/13...Signed a three-year contract extension through 2019 on 2/24/16.

DORSEY'S CAREER STATISTICS

YEAR	TEAM	GP	GS	TACKLES					INTERCEPTIONS					FUMBLES			
				TOT	SOL	AST	SACKS	YDS	INT	YDS	LG	TD	PD	FF	FR	YDS	
2008	KC	16	16	50	41	9	1.0	1.0	0	0	–	0	1	1	0	0	
2009	KC	15	14	45	35	10	1.0	1.0	0	0	–	0	1	0	3	0	
2010	KC	16	16	60	38	22	2.0	16.0	0	0	–	0	1	0	1	0	
2011	KC	15	15	60	41	19	0.0	0.0	0	0	–	0	0	0	0	0	
2012	KC	4	4	7	4	3	0.0	0.0	0	0	–	0	0	0	0	0	
2013	SF	16	13	100	57	43	2.0	11.0	0	0	–	0	0	0	0	0	
2014	SF	–	–	–	INJURED RESERVE (Bicep/Forearm)					–	–	–	–	–	–	–	–
2015	SF	10	7	37	19	18	0.0	0.0	0	0	–	0	0	0	0	0	
2016	SF	4	0	5	3	2	1.0	11.0	0	0	–	0	0	0	0	0	
TOTALS		96	85	364	238	126	7.0	40.0	0	0	–	0	3	1	4	0	

PLAYOFFS

YEAR	TEAM	GP	GS	TACKLES					INTERCEPTIONS					FUMBLES		
				TOT	SOL	AST	SACKS	YDS	INT	YDS	LG	TD	PD	FF	FR	YDS
2010	KC	1	1	10	6	4	0.0	0.0	0	0	–	0	0	0	0	0
2013	SF	3	2	21	12	9	0.0	0.0	0	0	–	0	0	0	0	0
TOTALS		4	3	31	18	13	0.0	0.0	0	0	–	0	0	0	0	0

Milestones:

NFL Debut: at NE (9/7/08); **First Start:** at NE (9/7/08); **First Sack:** at SD (11/9/08 – QB Philip Rivers); **First FF:** at Car. (10/5/08 – RB Jonathan Stewart); **First FR:** vs. NYG (10/4/09 – QB Eli Manning)

DORSEY'S CAREER HIGHS

Total Tackles: Regular Season – 13 vs. StL (12/1/13); Postseason – 10 (2 times) Last at Sea. (1/19/14)
Solo: 8 vs. StL (12/1/13); Postseason – 6 (2 times) Last at Sea. (1/19/14)
Assists: 5 (3 times) Last vs. Sea. (10/22/15); Postseason – 4 (3 times) Last at Sea. (1/19/14)

Sacks: 1.0 (6 times) Last at Sea. (9/25/16)
Passes Defensed: Regular Season – 1 (3 times) Last at StL (12/19/10)
Forced Fumbles: 1 at Car. (10/5/08)
Fumble Recoveries: 2 vs. Den. (12/6/09)

DORSEY'S TRANSACTIONS

Originally selected in the 1st round (5th overall) by KC in the 2008 NFL Draft...Signed a six-year deal (voidable to five) with KC on 7/26/08...Declared a free agent on 3/12/13...Signed a two-year contract with SF on 3/13/13...Signed a two-year contract extension through the 2016 season on 8/19/14...Placed on the Injured Reserve/Designated for Return List on 9/2/14...Activated from the Injured Reserve/Designated for Return List on 11/17/14...Placed on the Injured Reserve List on 12/13/14...Placed on the Injured Reserve List on 11/25/15.



SHAUN DRAUGHN

24

POSITION RB | HEIGHT 5-11 | WEIGHT 205 | COLLEGE NORTH CAROLINA

BORN 12.7.87 // TARBORO, NC // TARBORO HS, TARBORO, NC
5TH YEAR // ACQUIRED FA IN '15

2016 HIGHLIGHTS

- Registered 7 atts. for 18 yds. and 1 TD vs. LA (9/12), the 4th TD of his career.

GOLDMINE

- Grew up in a musical family and sang in the choir when he was younger. At the age of 17, his parents bought him his first guitar, a red Peavey Raptor with a box amp. On the affect music has in his life, Draughn said, "It's a soothing thing for me. Musical is definitely rooted in me. It's an important part of my life." To see Shaun play, [click here](#).
- Opened up his own real estate investment company, Highly Favored Solutions, LLC. "I have always been interested in real estate. I love the hands-on approach of designing and seeing the finished product."
- Pronounced DRONE



DRAUGHN'S GOLDEN NUGGET

- Enjoys playing guitar, which he taught himself how to play when he was 17 years old.

DRAUGHN'S GAME-BY-GAME

2016

Date	Opp	W/L	P/S	Rsh	Yds	Avg	Lg	TD	Rec	Yds	TD	
Sep 12	LA	W	1/0	7	18	2.6	6	1	2	18	0	
Sep 18	at Car	L	1/0	9	21	2.3	18	0	0	0	0	
Sep 25	at Sea	L	1/0	5	10	2.0	7	0	1	2	0	
Oct 2	Dal	L	1/0	2	5	2.5	4	0	1	3	0	
Oct 6	Arz	L	1/0	2	-1	-0.5	0	0	0	0	0	
Oct 16	at Buf	L	1/0	1	2	2.0	2	0	0	0	0	
Oct 23	TB											
Nov 6	NO											
Nov 13	at Arz											
Nov 20	NE											
Nov 27	at Mia											
Dec 4	at Chi											
Dec 11	NYJ											
Dec 18	at Atl											
Dec 24	at LA											
Jan 1	Sea											
TOTALS				6/0	26	55	2.1	18	1	4	23	0

Special Teams Tackles: 1

DRAUGHN'S CAREER STATISTICS

YEAR	TEAM	GP	GS	RUSHING					RECEIVING				
				ATT	YDS	AVG	LG	TD	NO	YDS	AVG	LG	TD
2011	KC	1	0	0	0	—	—	0	0	0	—	—	0
2012	KC	16	0	59	233	3.9	25	2	24	158	6.6	23	0
2013	BAL	3	0	4	2	0.5	3	0	0	0	—	—	0
2014	CHI/SD/CLE	10	0	10	19	1.9	6	0	0	0	—	—	0
2015	CLE/SF	11	6	78	273	3.5	30	1	27	176	6.5	26	0
2016	SF	6	0	26	55	2.1	18	1	4	23	5.7	11	0
TOTALS		47	6	177	582	3.3	30	4	55	357	6.5	26	0

Additional Statistics:

Fumbles—Lost—3—2: 2—1 in 2012; 1—1 in 2016

Special Teams Tackles — 10: 2012 (4); 2014 (3); 2015 (2); 2016 (1)

Special Teams Fumble Recoveries — 2: 2007 (1); 2016 (1)

Kick Returns — 38: 2012 (23); 2013 (2); 2014 (8); 2015 (5)

Kick Return Yards — 869: 2012 (537); 2013 (53); 2014 (173); 2015 (106)

Milestones:

NFL Debut: at Den. (1/1/12); **First Rushing TD:** vs. Atl. (9/9/12); **First Reception:** vs. Atl. (9/9/12 — 9–yd. pass from M. Cassell)

DRAUGHN'S CAREER HIGHS

Rushes: 16 vs. Atl. (11/8/15)

Rushing Yards: 58 vs. Atl. (11/8/15)

Longest Rush: 30 vs. Atl. (11/8/15)

Rushing TDs: 1 (4 times) Last vs. LA (9/12/16)

Receptions: 8 at Sea. (11/22/15)

Receiving Yards: 50 at Chi. (12/6/15)

Long Reception: 26 at Chi. (12/6/15)

Kick Returns: 4 at SD (11/1/12)

Kick Return Yards: 83 at SD (11/1/12)

Long Kick Return: 41 vs. Bal. (10/7/12)

DRAUGHN'S TRANSACTIONS

Originally signed as an undrafted free agent by Was. on 7/28/11...Waived by Was. on 9/3/11...Signed to the KC practice squad on 10/5/11...Waived by KC on 8/31/13...Signed by Bal. on 9/11/13...Waived by Bal. on 10/10/13...Signed by Ind. on 12/17/13...Waived by Ind. on 12/21/13...Signed by Chi. on 4/23/14...Waived by Chi. on 9/16/14...Signed by SD on 9/23/14...Waived by SD on 11/1/14...Signed by Cle. on 12/3/14...Re-signed with Cle. as exclusive rights free agent on 3/6/15...Waived by Cle. on 10/20/15....Signed by SF on 11/2/15...Placed on the Injured Reserve List on 12/30/15...Re-signed with SF on a one-year contract on 3/2/16.



BRUCE ELLINGTON


10

POSITION WR | HEIGHT 5-9 | WEIGHT 197 | COLLEGE SOUTH CAROLINA

BORN 8.22.91 // MONCKS CORNER, SC // BERKELEY HS, MONCKS CORNER, SC
3RD YEAR // ACQUIRED D-4A IN '14

GOLDMINE

- Ellington grew up in Moncks Corner, SC, attended an in-state Division I program, the University of South Carolina, and was drafted by a team in the NFC West, the San Francisco 49ers. His cousin, Andre Ellington, experienced a very similar career path. He grew up in Moncks Corner, SC, attended an in-state Division I school, Clemson, and was drafted by an NFC West team, the Arizona Cardinals.
- In June of 2016, Bruce and Andre Ellington hosted their 3rd Annual Ellington Elite Youth Football Camp in their hometown of Moncks Corner, SC. Held at their former high school, more than 1,000 children ages six to 16 participated in the one-day camp that focused on developing athletic skills in addition to promoting healthy lifestyle tips and proper study techniques. "We're just lucky and blessed to be able to come out here and support the community and give back," Bruce said.



- Growing up in a very rural area, Ellington believes he is a product of his environment, "I grew up down a dirt road. Nothing but woods around me. A lot of dogs around and that kind of helped me get faster from them chasing after me. Me and my cousin stayed in the backyard or the front yard and played one-on-one football or one-on-one basketball."

ELLINGTON'S GOLDEN NUGGETS

- Is the cousin of Arizona Cardinals RB Andre Ellington. In June of 2016, the two hosted their 3rd Annual "Ellington Elite Football Camp," a free camp held in Moncks Corner, SC.
- Graduated from the University of South Carolina in 3 ½ years with a degree in sociology.
- Also played basketball at South Carolina, playing in 80 games (66 starts) and averaging 11.2 points, 3.0 assists and 2.7 rebounds in his career.

GOLDMINE (CONTINUED)

- While at South Carolina, Ellington starred as a two-sport athlete, playing point guard on the basketball team in addition to football. As a freshman during the 2010-11 season, Ellington earned SEC All-Freshman honors after starting all 30 games at point guard and leading the team in scoring (12.8 points per game) and minutes played (30.9 minutes per game). During his career with the Gamecocks, he appeared in 80 games (66 starts) and averaged 11.2 points, 3.0 assists and 2.7 rebounds.



- In 2015, Ellington participated in the 2nd Annual Tory Dandy Foundation Scholarship Fun Day in Woodruff, SC. Along with 49ers teammate RB Mike Davis and other NFL Players, the athletes signed autographs and raised money to support The Heart Foundation and the ALS Foundation.

ELLINGTON'S CAREER STATISTICS

YEAR	TEAM	GP	GS	RECEIVING					RUSHING					
				NO	YDS	AVG	LG	TD	ATT	YDS	AVG	LG	TD	
2014	SF	13	0	6	62	10.3	20t	2	6	28	4.7	15	1	
2015	SF	13	0	13	153	11.8	44	0	1	7	7.0	7	0	
2016	SF	–	–	–	INJURED RESERVE (Hamstring)					–	–	–	–	–
TOTALS		26	0	19	215	11.3	44	2	7	35	5.0	15	1	

YEAR	TEAM	KICKOFF RETURNS					PUNT RETURNS					
		NO	YDS	AVG	LG	TD	NO	FC	YDS	AVG	LG	TD
2014	SF	24	614	25.6	38	0	23	12	188	8.2	23	0
2015	SF	26	665	25.6	40	0	19	17	137	7.2	36	0
TOTALS		50	1,279	25.6	40	0	42	29	325	7.7	36	0

Additional Statistics:

Fumbles–Lost – 2–1: 1–0 in 2014; 1–1 in 2015

Special Teams Tackles – 1: 2015 (1)

Passes Defensed – 1: 2015 (1)

Milestones:

NFL Debut: at Dal. (9/7/14); **First Reception:** vs. KC (10/5/14 – 1–yd. pass from QB Colin Kaepernick); **First TD Reception:** at Den. (10/19/14 – 20–yd. pass from QB Blaine Gabbert); **First Rushing TD:** vs. SD (12/20/14 – 1–yd. run)

ELLINGTON'S CAREER HIGHS

Receptions: 3 (2 times) Last at Det. (12/27/15)
Receiving Yards: 55 at Det. (12/27/15)
Receiving TDs: 1 (2 times) Last vs. SD (12/20/14)
Long Reception: 44 vs. StL (1/3/16)
Rushes: 3 vs. SD (12/20/14)
Rushing Yards: 15 vs. Phi. (9/28/14)
Rushing TDs: 1 vs. SD (12/20/14)

Long Rush: 15 vs. Phi. (9/28/14)
Kick Returns: 4 (4 times) Last at Chi. (12/6/15)
Kick Return Yards: 108 vs. KC (10/5/14)
Kick Return Long: 40 at Chi. (12/6/15)
Punt Returns: 6 vs. Cin. (12/20/15)
Punt Return Yards: 40 vs. Cin. (12/20/15)

ELLINGTON'S TRANSACTIONS

Originally the first of two 4th–round (106th overall) draft choices by SF in 2014...Placed on the Injured Reserve List on 8/30/16.



BLAINE GABBERT

2

POSITION QB | HEIGHT 6-4 | WEIGHT 235 | COLLEGE MISSOURI

BORN 10.15.89 // BALLWIN, MO // PARKWAY WEST HS, BALLWIN, MO
6TH YEAR // ACQUIRED TR IN '14 - JAX

GOLDMINE

- Since arriving in San Francisco, Gabbert has been an active contributor to the 49ers community relations efforts. He has participated annually in the Visa Shop With A Player event to help local kids from the Boys & Girls Clubs of Silicon Valley buy Christmas presents for their families. He has also helped build bikes for underserved youth in the yearly 49ers Bike Build with Turning Wheels for Kids, among other events.
- Gabbert participated in and served as captain for McKenzie's Run in Jacksonville in 2012. All of the proceeds for the event went to the McKenzie Noelle Wilson Foundation, a nonprofit organization that 'helps young people recognize their full potential through programs that encourage caring for others, giving to those in need, and growing in their own spirituality.'



GABBERT'S GOLDEN NUGGETS

- Enjoys deep sea fishing and fly fishing in his free time. Has caught a wide variety of fish, from sailfish and redfish, to salmon, gar and bass.
- At the age of 13, began training at Hammer Bodies, a fitness center in Missouri, where he trained like a college and professional athlete. He trained at the same facility as NBA players David Lee as well as Tyler and Ben Hansbrough.

GOLDMINE (CONTINUED)

- As a member of the Jacksonville Jaguars, Gabbert teamed up with Dignity U Wear to donate clothes and winter coats to the students at Woodland Acres Elementary School. Based in Jacksonville, Dignity U Wear works with nonprofits in over 42 states to give back to the community by providing clothes to school children, veterans and women and girls in crisis.

GABBERT'S GAME-BY-GAME

2016	Date	Opp	W/L	P/S	Att	Cmp	Pct	Yds	TD	Int	Lg	Sk/Yds	Rtg	Rsh	Yds	TD	Total Net Yds.	Pct. Offense
	Sep 12	LA	W	1/1	35	22	62.9	170	1	0	35	0/0	84.2	9	43	0	213	66.6%
	Sep 18	at Car	L	1/1	36	17	47.2	243	2	2	75t	2/6	64.9	3	10	1	247	81.8%
	Sep 25	at Sea	L	1/1	25	14	56.0	119	0	1	20	0/0	51.9	5	22	0	141	55.5%
	Oct 2	Dal	L	1/1	23	16	69.6	196	1	1	33t	1/7	91.9	12	27	0	223	75.6%
	Oct 6	Arz	L	1/1	31	18	58.1	162	1	2	24	7/27	56.1	10	70	1	205	76.5%
	Oct 16	at Buf	L	-	-	-	-	-	-	-	-	-	-	-	-	-	-	-
	Oct 23	TB																
	Nov 6	NO																
	Nov 13	at Arz																
	Nov 20	NE																
	Nov 27	at Mia																
	Dec 4	at Chi																
	Dec 11	NYJ																
	Dec 18	at Atl																
	Dec 24	at LA																
	Jan 1	Sea																
TOTALS				5/5	150	87	58.0	890	5	6	75t	10/40	69.6	39	172	2	1,029	58.6%

GABBERT'S CAREER STATISTICS

YEAR	TEAM	GP	GS	PASSING									RUSHING					
				ATT	CMP	PCT	YDS	TD	INT	LG	SK	LST	RTG	ATT	YDS	AVG	LG	TD
2011	JAX	15	14	413	210	50.8	2,214	12	11	74t	40	293	65.4	48	98	2.0	12	0
2012	JAX	10	10	278	162	62.4	1,662	9	6	80t	22	158	77.4	18	56	3.1	10	0
2013	JAX	3	3	86	42	48.8	481	1	7	67t	12	67	36.0	9	32	3.6	7	0
2014	SF	1	0	7	3	42.9	38	1	0	20t	0	0	100.0	1	5	5.0	5	0
2015	SF	8	8	282	178	63.1	2,031	10	7	71t	25	164	86.2	32	185	5.8	44t	1
2016	SF	5	5	150	87	58.0	890	5	6	75t	10	40	69.6	39	172	4.4	24	2
TOTALS		42	40	1,216	682	56.1	7,316	38	37	80t	109	722	71.6	147	548	3.7	44t	3

Additional Statistics:

Fumbles-Lost – 25-9: 14-5 in 2011; 5-3 in 2012; 2-0 in 2013; 4-1 in 2015

Receptions – 1: 2016 (1)

Receiving Yards – (-16): 2016 (-16)

Milestones:

NFL Debut: at NYJ (9/18/11); **First Career Start:** at Car. (9/25/11); **First Passing TD:** at Car. (9/25/11 – 36-yd. pass to WR Mike Thomas); **First Rushing TD:** at Chi. (12/6/15 – 44-yd. TD); **300-yd. Passing Games:** 3, Last vs. StL (1/3/16 – 354 yds.)

GABBERT'S CAREER HIGHS

Passes Attempted: 50 vs. Cin. (12/20/15)

Completions: 30 vs. Cin. (12/20/15)

Completion Percentage: 78.3 (18 of 23) vs. Mia. (12/9/12)

Passing Yards: 354 vs. StL (1/3/16)

Long Pass: 80t at Ind. (9/23/12)

QB Rating: 123.6 at Oak. (10/21/12)

Passing Touchdowns: 2 (7 times) Last at Car. (9/18/16)

Rushes: 12 vs. Dal. (10/2/16)

Rushing Yards: 75 at Chi. (12/6/15)

Long Rush: 44t at Chi. (12/6/15)

Rushing Touchdowns: 1 (3 times) Last vs. Arz. (10/6/16)

GABBERT'S TRANSACTIONS

Originally a 1st-round (10th overall) draft choice by Jax. in 2011...Traded to SF on 3/11/14... Signed a two-year deal with SF on 3/11/15.



JOSHUA GARNETT

65

POSITION **G**

HEIGHT **6-5**

WEIGHT **321**

COLLEGE **STANFORD**

**BORN 2.21.94 // PUYALLUP, WA // PUYALLUP HS, PUYALLUP, WA
ROOKIE // ACQUIRED D-1B IN '16**

2016 HIGHLIGHTS

- Made his first career start at Buf. (10/16).

GOLDMINE

- Garnett's father, Scott, played collegiately at the University of Washington and was drafted in the eighth round (218th overall) by the Denver Broncos in the 1984 NFL Draft. He spent three seasons in the NFL (1984-85, 1987) and played in five games for the 49ers during the 1985 season.
- At Stanford, Garnett majored in human biology with the goal of becoming a trauma surgeon after his NFL career is over. He has already shadowed staff in an ER, further fueling his interest, during which he says he got a better sense of the adrenaline and the way an emergency department works together. "I'm drawn to help someone that could be on the brink of death," Garnett said. "I'm a guy who can handle the gore and I feel like I have the aptitude where I can make a difference for people."
- Garnett likes to listen to hip-hop and rap music during his free time but when it comes to preparing for a football game, he listens to heavy metal bands such as Rage Against the Machine and Metallica. "I like to get to a different place and get amped up before the games. It's interesting because I don't listen to it outside of football pregame. So, it really gets me in the moment for the game and my body kind of knows, 'We're listening to this music, it's game time.'"

GARNETT'S GOLDEN NUGGETS

- Garnett's father, Scott, spent three seasons in the NFL (1984-85, 1987) and played for the 49ers during the 1985 season.
- At Stanford, Garnett majored in human biology with the goal of becoming a trauma surgeon after his NFL career is over.
- As a senior at Stanford, was the recipient of the Outland Trophy as the nation's most outstanding lineman and the Morris Trophy Award, a prestigious honor voted on by opposing Pac-12 defensive linemen.

GARNETT'S CAREER STATISTICS

GAMES/STARTS – 5/1; 2016 (5/1)

Additional Statistics:

Fumble Recoveries – 1: 2016 (1)

Milestones:

NFL Debut: at Car. (9/18/16); **First Start:** at Buf. (10/16/16)

GARNETT'S TRANSACTIONS

Originally the second of two 1st-round (28th overall) draft choices by SF in 2016.



JE'RON HAMM

85

POSITION TE | HEIGHT 6-3 | WEIGHT 236 | COLLEGE LOUISIANA-MONROE

BORN 6.15.92 // LEESVILLE, LA // LEESVILLE HS, LEESVILLE, LA
2ND YEAR // ACQUIRED WAI. IN '15 - WAS.

GOLDMINE

- Along with his teammates at the University of Louisiana-Monroe, Hamm volunteered with the Habitat for Humanity of Ouachita Re-Store, a locally run affiliate of Habitat for Humanity International. Habitat for Humanity works in partnership with people in need to build decent, affordable housing.

HAMM'S GOLDEN NUGGETS

- Claimed off waivers by SF on 12/30/15.
- Originally signed with NO as an undrafted free agent in 2014 and spent the entire season on their practice squad.

HAMM'S GAME-BY-GAME

2016

Date	Opp	W/L	P/S	Rec	Yds	Avg	Lg	TD
Sep 12	LA	W	-		PRACTICE SQUAD	-	-	-
Sep 18	at Car	L	-		PRACTICE SQUAD	-	-	-
Sep 25	at Sea	L	-		PRACTICE SQUAD	-	-	-
PROMOTED TO SF ACTIVE ROSTER ON 10/1								
Oct 2	Dal	L	-	-	DID NOT PLAY	-	-	-
Oct 6	Arz	L	1/0	0	0	-	-	0
Oct 16	at Buf	L	1/0	0	0	-	-	0
Oct 23	TB							
Nov 6	NO							
Nov 13	at Arz							
Nov 20	NE							
Nov 27	at Mia							
Dec 4	at Chi							
Dec 11	NYJ							
Dec 18	at Atl							
Dec 24	at LA							
Jan 1	Sea							
TOTALS			2/0	0	0	-	-	0

Special Teams Tackles: 1

HAMM'S CAREER STATISTICS

YEAR	TEAM	GP	GS	NO	RECEIVING				RUSHING				
					YDS	AVG	LG	TD	ATT	YDS	AVG	LG	TD
2014	NO	-	-	-		PRACTICE SQUAD	-	-	-	-	-	-	-
2015	WAS/SF	1	0	0	0	-	-	0	0	0	-	-	0
2016	SF	2	0	0	0	-	-	0	0	0	-	-	0
TOTALS		3	0	0	0	-	-	0	0	0	-	-	0

Additional Statistics:

Special Teams Tackles - 1: 2016 (1)

Milestones:

NFL Debut: vs. Dal. (12/7/15)

HAMM'S TRANSACTIONS

Originally signed as an undrafted free agent by NO on 5/12/14...Waived by NO on 8/21/14...Signed to NO practice squad on 9/9/14...Signed by Was. on 12/29/14...Waived by Was. on 9/5/15...Signed to Was. practice squad on 9/6/15...Promoted to Was. active roster on 11/23/15...Waived by Was. on 12/29/15...Claimed off waivers by SF on 12/30/15...Waived by SF on 9/3/16...Signed to SF practice squad on 9/4/16...Promoted to SF active roster on 10/1/16.



ELI HAROLD

58

POSITION LB | HEIGHT 6-3 | WEIGHT 265 | COLLEGE VIRGINIA

BORN 1.20.94 // VIRGINIA BEACH, VA // OCEAN LAKES HS, VIRGINIA BEACH, VA
2ND YEAR // ACQUIRED D-3 IN '15

GOLDMINE

- Harold was “Mr. Everything” for his high school team, playing quarterback, running back, wide receiver and defensive end at Ocean Lakes HS. Racking up 1,146 yards and 20 touchdowns in a wildcat offense, he was named first-team All-Tidewater, the Beach District Defensive Player of the Year and a first-team all-district selection at wide receiver and defensive end.
- Late 2010 and early 2011 was an incredibly trying time for the Harold family. In a three-month span, Eli’s brother Walter unexpectedly lost his son, Forrest, and Eli’s mother, Sheila Korvette, passed away from cancer. In the wake of the family’s tragedy, Harold moved in with Walter, the closest thing he had to a father figure. After becoming a highly-touted prospect and recording his first sack at the University of Virginia, Harold dedicated the milestone to his older brother.



HAROLD’S GOLDEN NUGGETS

- Persevered through the unspeakable tragedy of losing his mother, Sheila Korvette, to become a highly sought-after prospect.
- Finished his college career ranking 11th in Virginia school history with 17.5 total sacks.
- First-team all-district selection at Ocean Lakes (Virginia Beach, VA) HS at both wide receiver and defensive end.

HAROLD’S GAME-BY-GAME

2016																
Date	Opp	W/L	P/S	Tot	Sol	Ast	Sk	Yds	Int	Yds	PD	FF	FR	Yds		
Sep 12	LA	W	1/1	1	1	0	0.0	0.0	0	0	0	0	0	0		
Sep 18	at Car	L	1/1	1	0	1	0.0	0.0	0	0	0	0	1	19		
Sep 25	at Sea	L	1/1	2	1	1	0.0	0.0	0	0	0	0	0	0		
Oct 2	Dal	L	1/1	0	0	0	0.0	0.0	0	0	0	0	0	0		
Oct 6	Arz	L	1/0	2	1	1	0.0	0.0	0	0	0	0	0	0		
Oct 16	at Buf	L	1/0	5	2	3	0.0	0.0	0	0	1	0	0	0		
Oct 23	TB															
Nov 6	NO															
Nov 13	at Arz															
Nov 20	NE															
Nov 27	at Mia															
Dec 4	at Chi															
Dec 11	NYJ															
Dec 18	at Atl															
Dec 24	at LA															
Jan 1	Sea															
TOTALS				6/4	11	5	6	0.0	0.0	0	0	1	0	1	19	

HAROLD’S CAREER STATISTICS

YEAR	TEAM	GP	GS	TACKLES				YDS	INT	YDS	INTERCEPTIONS			FUMBLES		
				TOT	SOL	AST	SACKS				LG	TD	PD	FF	FR	YDS
2015	SF	16	1	20	12	8	0.0	0.0	0	0	–	0	0	0	1	8
2016	SF	6	4	11	5	6	0.0	0.0	0	0	–	0	1	0	1	19
TOTALS		22	5	31	17	14	0.0	0.0	0	0	–	0	1	0	2	27

Additional Statistics:
Special Teams Tackles – 1: 2015 (1)

Milestones:
NFL Debut: vs. Min (9/14/15); First Start: vs. Arz. (11/29/15); First FR: at StL (11/1/15 – WR Tavon Austin)

HAROLD’S CAREER HIGHS

Total Tackles: 5 (2 times) Last at Buf. (10/16/16) **Fumble Recoveries:** 1 (2 times) Last at Car. (9/18/16)
Solo: 3 (3 times) Last vs. Cin. (12/20/15) **Passes Defensed:** 1 at Buf. (10/16/16)
Assists: 3 (2 times) Last at Buf. (10/16/16)

HAROLD’S TRANSACTIONS

Originally a 3rd-round (79th overall) draft choice by SF in 2015.



TAYLOR HART

96

POSITION **DT** | HEIGHT **6-6** | WEIGHT **281** | COLLEGE **OREGON**

BORN **2.22.91** // TUALATIN, OR // TUALATIN HS, TUALATIN, OR
 3RD YEAR // ACQUIRED WAI. IN '16 - PHI

GOLDMINE

- Hart is close friends with 49ers assistant special teams coach Michael Clay, as the two lived together for two years at Oregon and spent Thanksgiving at the Hart family home in Tualatin, OR. Clay was even on hand for Hart's marriage proposal to his wife, Lauren, when Hart built a snowman, added roses, wine and candles and caught his girlfriend completely off guard in nearly freezing temperatures in December of 2013.

HART'S GOLDEN NUGGETS

- Originally drafted in the 5th round (141st overall) of the 2014 NFL Draft by the Philadelphia Eagles.
- Reunited with head coach Chip Kelly and defensive line coach Jerry Azzinaro, who he played under in college at Oregon (2009-13) and in the NFL with Philadelphia (2014-15).
- Was roommates for two years at Oregon with 49ers assistant special teams coach Michael Clay.

HART'S GAME-BY-GAME

2016

Date	Opp	W/L	P/S	Tot	Sol	Ast	Sk	Yds	Int	Yds	PD	FF	FR	Yds
Sep 12	LA	W	-	-	-	-	INACTIVE	-	-	-	-	-	-	-
Sep 18	at Car	L	-	-	-	-	INACTIVE	-	-	-	-	-	-	-
Sep 25	at Sea	L	-	-	-	-	INACTIVE	-	-	-	-	-	-	-
Oct 2	Dal	L	-	-	-	-	INACTIVE	-	-	-	-	-	-	-
Oct 6	Arz	L	1/0	2	2	0	0.0 0.0	0	0	0	0	0	0	0
Oct 16	at Buf	L	-	-	-	-	INACTIVE	-	-	-	-	-	-	-
Oct 23	TB													
Nov 6	NO													
Nov 13	at Arz													
Nov 20	NE													
Nov 27	at Mia													
Dec 4	at Chi													
Dec 11	NYJ													
Dec 18	at Atl													
Dec 24	at LA													
Jan 1	Sea													
TOTALS				1/0	2	2	0 0.0 0.0	0	0	0	0	0	0	0

HART'S CAREER STATISTICS

YEAR	TEAM	GP	GS	TACKLES				YDS	INT	INTERCEPTIONS			FUMBLES			
				TOT	SOL	AST	SACKS			YDS	LG	TD	PD	FF	FR	YDS
2014	PHI	0	0	0	0	0	0.0	0.0	0	0	-	0	0	0	0	0
2015	PHI	14	1	30	18	12	0.0	0.0	0	0	-	0	0	0	0	0
2016	SF	1	0	2	2	0	0.0	0.0	0	0	-	0	0	0	0	0
TOTALS		15	1	32	20	12	0.0	0.0	0	0	-	0	0	0	0	0

Milestones:

NFL Debut: at Atl. (9/14/15); First Start: at NE (12/6/16)

HART'S CAREER HIGHS

Total Tackles: 5 at Car. (10/25/15)

Assists: 3 at Car. (10/25/15)

Solo: 3 vs. Arz. (12/20/15)

HART'S TRANSACTIONS

Originally a 5th-round (141st overall) draft choice by Phi. in 2014...Waived by Phi. on 9/4/16...Claimed off waivers by SF on 9/5/16.



GERALD HODGES

51

POSITION LB | HEIGHT 6-2 | WEIGHT 236 | COLLEGE PENN STATE

BORN 1.17.91 // PAULSBORO, NJ // PAULSBORO HS, PAULSBORO, NJ
4TH YEAR // ACQUIRED TR IN '15 - MIN

2016 HIGHLIGHTS

- Registered 10 tackles and a strip-sack of Panthers QB Cam Newton at Car. (9/18), marking the first full sack and FF of his career.
- Recovered a Seahawks TE Jimmy Graham fumble at Sea. (9/25), his first career FR.

GOLDMINE

- Hodges was one of the top high school wrestlers in New Jersey, advancing as far as the state semifinals during his junior year. He recognizes the grueling three-hour workouts in 115-degree gymnasiums for instilling mental toughness in him. Captain of the wrestling and track and field teams, he finished his junior wrestling season third in the state with a 40-1 record.
- As a freshman at Penn State, Hodges switched positions from safety to linebacker. In his new position group was current teammate NaVorro Bowman, a senior at the time, and Dallas Cowboys LB Sean Lee, both of whom he gives credit to for showing him the way. "I learned so much from NaVorro and Sean, seeing how they approached football, and studying film, you couldn't help but to follow in their footsteps."



HODGES' GOLDEN NUGGETS

- Acquired from the Minnesota Vikings on 10/6/15.
- Was teammates with LB NaVorro Bowman at Penn State in 2009.
- Appeared in 29 games over three seasons with Minnesota.

HODGES' GAME-BY-GAME

2016

Date	Opp	W/L	P/S	Tot	Sol	Ast	Sk	Yds	Int	Yds	PD	FF	FR	Yds
Sep 12	LA	W	1/1	5	4	1	0.0	0.0	0	0	0	0	0	0
Sep 18	at Car	L	1/1	10	8	2	1.0	0.0	0	0	0	1	0	0
Sep 25	at Sea	L	1/1	6	5	1	0.0	0.0	0	0	0	0	1	1
Oct 2	Dal	L	1/0	0	0	0	0.0	0.0	0	0	0	0	0	0
Oct 6	Arz	L	1/0	2	1	1	0.0	0.0	0	0	0	0	0	0
Oct 16	at Buf	L	1/0	0	0	0	0.0	0.0	0	0	0	0	0	0
Oct 23	TB													
Nov 6	NO													
Nov 13	at Arz													
Nov 20	NE													
Nov 27	at Mia													
Dec 4	at Chi													
Dec 11	NYJ													
Dec 18	at Atl													
Dec 24	at LA													
Jan 1	Sea													
TOTALS				6/3	23	18	5	1.0	0.0	0	0	0	1	1

Special Teams Tackles: 2

HODGES' CAREER STATISTICS

YEAR	TEAM	GP	GS	TACKLES			SACKS	YDS	INTERCEPTIONS				FUMBLES			
				TOT	SOL	AST			INT	YDS	LG	TD	PD	FF	FR	YDS
2013	MIN	11	0	0	0	0	0.0	0.0	0	0	–	0	0	0	0	0
2014	MIN	14	7	73	53	20	0.5	2.0	1	27	27t	1	7	0	0	0
2015	MIN/SF	14	7	70	47	23	0.0	0.0	0	0	–	0	1	0	0	0
2016	SF	6	3	23	18	5	1.0	0.0	0	0	–	0	0	1	1	1
TOTALS		45	17	166	118	48	1.5	2.0	1	27	27t	1	8	1	1	1

Additional Statistics:

Special Teams Tackles – 15: 2013 (9); 2014 (3); 2015 (1); 2016 (2)

Milestones:

NFL Debut: vs. Atl. (9/28/14); **First PD:** vs. Det. (10/12/14); **First Sack:** vs. Chi. (12/28/14 – QB Jay Cutler); **First INT:** vs. NYJ (12/7/14 – QB Geno Smith); **First INT Returned for a TD:** vs. NYJ (12/7/14 – QB Geno Smith – 27 yds.); **First FF:** at Car. (9/18/16 – QB Cam Newton); **First FR:** at Sea. (9/25/16 – TE Jimmy Graham)

HODGES' CAREER HIGHS

Total Tackles: 16 vs. StL (1/3/16)

Solo: 8 (3 times) Last at Car. (9/18/16)

Assists: 8 vs. StL (1/3/16)

Sacks: 1.0 at Car. (9/18/16)

Passes Defensed: 2 (3 times) Last at Det. (12/14/14)

Interceptions: 1 vs. NYJ (12/7/14)

Interception Yards: 27t vs. NYJ (12/7/14)

Forced Fumbles: 1 at Car. (9/18/16)

Fumble Recoveries: 1 at Sea. (9/25/16)

HODGES' TRANSACTIONS

Originally drafted in the 4th round (120th overall) by Min. in 2013...Traded to SF on 10/6/15.



CARLOS HYDE

28

POSITION RB | HEIGHT 6-0 | WEIGHT 235 | COLLEGE OHIO STATE

BORN 9.20.91 // NAPLES, FL // NAPLES HS, NAPLES, FL
3RD YEAR // ACQUIRED D-2 IN '14

AWARDS & HONORS

2015: FedEx Ground Player of the Week (Week 1)

2016 HIGHLIGHTS

- Started all six games and has rushed for 429 yds. and a career-high 6 TDs on 109 carries this season.
- Rushed for 88 yds. and 2 TDs on 23 carries vs. LA (9/12). It marked his fourth and fifth career rushing TDs on opening day, the most among running backs over the last three seasons. It also marked his second career 2 TD game (9/14/15 vs. Min.)
- Registered 21 carries for 103 yds. and 2 TDs at Sea. (9/25), marking the second, 100-yd. rushing game and third 2-TD game of his career. Additionally, he registered a career-long 34-yd. run in the 4th Qtr.
- Recorded 15 carries for 74 yds. and 1 TD vs. Dal. (10/2), his fifth TD of the season and 12th of his career. It's the first time in his career he has recorded a rushing TD in back-to-back games [at Sea. (9/25) & vs. Dal. (10/2)].
- Rushed for 78 yds. and 1 TD on 22 carries vs. Arz. (10/6), marking the first time he has recorded a rushing TD in three consecutive games. He is the first member of the 49ers to have a rushing TD in three consecutive games since RB Frank Gore accomplished the feat in 2011 [12/11/11 at Arz.; 12/19/11 vs. Pit.; 12/24/11 at Sea.]. He also registered a career-high 6 receipts. for 36 yds.

GOLDMINE

- In August of 2016, Hyde partnered with the Boys & Girls Clubs of Silicon Valley on a new program that will run during the 2016 NFL season for fans to join Hyde in support of the Clubs' programs for kids. Fans can share in the success of Hyde and the 49ers offense through a unique, performance based campaign called Touchdowns for Kids. Fans pledge any dollar amount for every touchdown the 49ers score during the 2016 NFL season. At the end of each game, pledges turn into donations that directly benefit the youth that attend the clubs.



HYDE'S GOLDEN NUGGETS

- Played on the 2007 Naples state champion football team (Naples, FL). He also played basketball, ran track and mentored elementary school children.
- Hyde credits three people in particular for helping him achieve success. "I credit my mom, my grandmother and Bill Kramer, my high school coach. He is basically the one that got me on the right path. Coming from Cincinnati, I wasn't on the right track grade-wise. So, he got me on the right track and got me caught up with my grades." In addition to helping him with everything off the field, he is directly responsible for how Hyde lines up on the gridiron. "I was actually trying to play defense in high school and he let me play running back. He's just always been there for me."

HYDE'S GAME-BY-GAME

2016

Date	Opp	W/L	P/S	Rsh	Yds	Avg	Lg	TD	Rec	Yds	TD
Sep 12	LA	W	1/1	23	88	3.8	18	2	2	5	0
Sep 18	at Car	L	1/1	14	34	2.4	8	0	3	18	0
Sep 25	at Sea	L	1/1	21	103	4.9	34	2	1	2	0
Oct 2	Dal	L	1/1	15	74	4.9	32	1	1	5	0
Oct 6	Arz	L	1/1	22	78	3.5	10	1	6	36	0
Oct 16	at Buf	L	1/1	14	52	3.7	15	0	0	0	0
Oct 23	TB										
Nov 6	NO										
Nov 13	at Arz										
Nov 20	NE										
Nov 27	at Mia										
Dec 4	at Chi										
Dec 11	NYJ										
Dec 18	at Atl										
Dec 24	at LA										
Jan 1	Sea										
TOTALS				6/6	109	4.0	34	6	13	66	0

GOLDMINE (CONTINUED)

- Hyde and the other members of the 49ers 2014 rookie draft class visited Oak Grove High School to launch the "49ers Mentorship Program." The program focuses on character development through mentorship and accountability. Hyde and his teammates spent the afternoon with the boy's varsity football team and taught them about the mentor/mentee relationship and the pros and cons of posting on social media.



- After spending his first year of high school in Cincinnati, Hyde moved to Naples, FL, to live with his grandparents. "It was definitely for the better. I was headed down the wrong route in Cincinnati. Moving to Naples got me on the right route and back into sports and I was fortunate enough to earn a scholarship." After scoring his first NFL touchdown against Dallas in Week 1 of the 2014 season, Hyde gave his grandmother, Irma Butler, the ball to commemorate the occasion.

HYDE'S CAREER STATISTICS

YEAR	TEAM	GP	GS	ATT	RUSHING				RECEIVING				
					YDS	AVG	LG	TD	NO	YDS	AVG	LG	TD
2014	SF	14	0	83	333	4.0	28	4	12	68	5.7	16	0
2015	SF	7	7	115	470	4.1	22	3	11	53	4.8	10	0
2016	SF	6	6	109	429	4.0	34	6	13	66	5.1	13	0
TOTALS		27	13	307	1,232	4.0	34	12	36	187	5.2	16	0

Additional Statistics:

Special Teams Tackles – 1: 2014 (1)

Kick Returns – 7: 2014 (7)

Kick Return Yards – 180: 2014 (180)

Fumbles–Lost – 2–2: 1–1 in 2014; 1–1 in 2016

Milestones:

NFL Debut: at Dal. (9/7/14); **First Start:** vs. Min. (9/14/15); **First Rushing TD:** at Dal. (9/7/14); **100–yd. Games:** 2, Last at Sea. (9/25/16); **2 TD Games:** 3, Last at Sea. (9/25/16)

HYDE'S CAREER HIGHS

Rushes: 26 vs. Min (9/14/15)

Rushing Yards: 168 vs. Min. (9/14/15)

Rushing TDs: 2 (3 times) Last at Sea. (9/25/16)

Long Rush: 34 at Sea. (9/25/16)

Receptions: 6 vs. Arz. (10/6/16)

Receiving Yards: 38 vs. Sea. (11/27/14)

HYDE'S TRANSACTIONS

Originally a 2nd–round (57th overall) draft choice by SF in 2014...Placed on the Injured Reserve List on 12/12/15.

JEROD-EDDIE'S CAREER STATISTICS

YEAR	TEAM	GP	GS	TACKLES					INTERCEPTIONS					FUMBLES			
				TOT	SOL	AST	SACKS	YDS	INT	YDS	LG	TD	PD	FF	FR	YDS	
2012	SF	1	0	0	0	0	0.0	0.0	0	0	–	0	0	0	0	0	0
2013	SF	15	2	55	31	24	0.0	0.0	1	6	6	0	2	0	0	1	0
2014	SF	16	2	45	21	24	0.0	0.0	0	0	–	0	0	0	0	0	0
2015	SF	16	0	24	11	13	0.0	0.0	0	0	–	0	4	0	0	0	0
2016	SF	2	0	2	1	1	0.0	0.0	0	0	–	0	0	0	0	0	0
TOTALS		50	4	126	64	62	0.0	0.0	1	6	6	0	6	0	1	0	0

Additional Statistics:

Kick Returns – 1: 2015 (1)

Kick Return Yards – 11: 2015 (11)

PLAYOFFS

YEAR	TEAM	GP	GS	TACKLES					INTERCEPTIONS					FUMBLES			
				TOT	SOL	AST	SACKS	YDS	INT	YDS	LG	TD	PD	FF	FR	YDS	
2012	SF	0	0	0	0	0	0.0	0.0	0	0	–	0	0	0	0	0	0
2013	SF	3	0	12	8	4	0.5	3.0	0	0	–	0	0	0	0	0	0
TOTALS		3	0	12	8	4	0.5	3.0	0	0	–	0	0	0	0	0	0

Milestones:

NFL Debut: vs. Arz. (12/30/12); **First Start:** at NO (11/17/13); **First FR:** at StL (9/26/13 – QB Sam Bradford); **First INT:** vs. Hou. (10/6/13 – QB Matt Schaub)

JEROD-EDDIE'S CAREER HIGHS

Total Tackles: 8 at Was. (11/25/13); Postseason – 5 at GB (1/5/14)

Solo: 6 at Was. (11/25/13); Postseason – 3 (2 times) Last at Sea. (1/19/14)

Assists: 4 vs. Ind. (9/22/13); Postseason – 3 at GB (1/5/14)

Sacks: Postseason – 0.5 at Car. (1/12/14)

Fumble Recoveries: 1 at StL (9/26/13)

Interceptions: 1 vs. Hou. (10/6/13)

Passes Defensed: 2 vs. Atl. (11/8/15)

JEROD-EDDIE'S TRANSACTIONS

Originally signed by SF as an undrafted free agent on 5/7/12...Released by SF on 8/31/12...Signed to SF practice squad on 9/1/12...Promoted to SF active roster on 12/28/12...Re–signed with SF on a one–year tender contract on 4/7/15.




DONTAE JOHNSON

36

POSITION **CB** | HEIGHT **6-2** | WEIGHT **200** | COLLEGE **NORTH CAROLINA STATE**

BORN **12.1.91** // PENNINGTON, NJ // PENNINGTON PREP HS, PENNINGTON, NJ
 3RD YEAR // ACQUIRED D-4B IN '14

GOLDMINE

- During the 2016 offseason, Johnson formed a special relationship with Will Randleman, a young man who suffered a traumatic neck injury while playing youth football in the Bay Area. Initially, Johnson was expecting his visit with Will to be a somber one. However, he was greeted by something unexpected. "He was in such amazing spirits. When I was talking to him, I saw his passion and love for football. We connected over that," said Johnson. When Johnson visits Will, the two talk about the injury, but also go much deeper into their friendship. "We're friends now. It's amazing that we've opened up to each other. I've honestly learned so much from him," Johnson continued. "His attitude has really made me cherish and value the opportunity that I have. I just want to help any way I can and let him know he's not fighting this alone."
 
- Hauling in 50 passes for 600 yards and 13 touchdowns is an impressive stat-line for a two-way player, which is exactly what Johnson was in high school. He split time as a receiver and defensive back during his time at Pennington Prep (NJ) High School. What made Johnson focus his attention on the defensive side of the ball moving forward? He credited a defensive mentality. Johnson said, "I was more of a physical player. Just the fact that I liked playing defense better. Playing basketball, I had a defensive mindset. So, I guess it just translated to football. I always had a defensive mindset."
- Johnson, a sports management and business administration major, spent the summer prior to his senior year as a sports marketing intern with French West Vaughan, a marketing/public relations firm based out of Raleigh, NC. During his internship, he worked with some high-profile athletes and clients which provided great experience. "I actually got to do a few things with MoGo, the flavored mouthpiece that [49ers QB] Colin [Kaepernick] wears. I did that and then I did a few things for [Cincinnati Bengals DT] Geno Atkins, getting him some suits for the ESPY's." Johnson believes if he weren't a professional football player, that he had found his calling in sports marketing. He said, "That was definitely something I would do. Just the interaction with players and businesses, I felt like that was cool."

JOHNSON'S GOLDEN NUGGET

- When he got the call that he was being drafted by the 49ers, San Francisco's 2014 first-round draft pick DB Jimmie Ward was one of the first phone calls that he received to congratulate him and tell him how excited he was that the two were going to be teammates. Ward and Johnson were roommates at the 2014 Senior Bowl.

JOHNSON'S GAME-BY-GAME

2016	Date	Opp	W/L	P/S	Tot	Sol	Ast	Sk	Yds	Int	Yds	PD	FF	FR	Yds	
Sep 12	LA	W	1/0	1	1	0	0.0	0.0	0	0	1	0	0	0	0	
Sep 18	at Car	L	1/0	0	0	0	0.0	0.0	0	0	0	0	0	0	0	
Sep 25	at Sea	L	1/0	0	0	0	0.0	0.0	0	0	0	0	0	0	0	
Oct 2	Dal	L	1/0	0	0	0	0.0	0.0	0	0	0	0	0	0	0	
Oct 6	Arz	L	1/0	0	0	0	0.0	0.0	0	0	0	0	0	0	0	
Oct 16	at Buf	L	1/0	0	0	0	0.0	0.0	0	0	0	0	0	0	0	
Oct 23	TB															
Nov 6	NO															
Nov 13	at Arz															
Nov 20	NE															
Nov 27	at Mia															
Dec 4	at Chi															
Dec 11	NYJ															
Dec 18	at Atl															
Dec 24	at LA															
Jan 1	Sea															
TOTALS					6/0	1	1	0	0.0	0.0	0	0	1	0	0	0

Special Teams Tackles: 1

JOHNSON'S CAREER STATISTICS

YEAR	TEAM	GP	GS	TACKLES			SACKS	YDS	INT	YDS	INTERCEPTIONS		PD	FUMBLES		
				TOT	SOL	AST					LG	TD		FF	FR	YDS
2014	SF	16	3	31	19	12	0.0	0.0	1	20	20t	0	6	0	0	0
2015	SF	16	3	31	23	8	0.0	0.0	0	0	–	0	5	0	0	0
2016	SF	6	0	1	1	0	0.0	0.0	0	0	–	0	1	0	0	0
TOTALS		38	6	63	43	20	0.0	0.0	1	20	20t	0	12	0	0	0

Additional Statistics:

Special Teams Tackles – 13: 2014 (6); 2015 (6); 2016 (1)

Special Teams Fumble Recoveries – 2: 2015 (2)

Blocked Field Goals – 1: 2015 (1)

Milestones:

NFL Debut: at Dal. (9/7/14); **First Start:** at Sea. (12/14/14); **First INT:** at StL (10/13/14 – QB Austin Davis); **First INT Returned for a TD:** at StL (10/13/14 – QB Austin Davis – 20 yds.)

JOHNSON'S CAREER HIGHS

Total Tackles: 7 (3 times) Last vs. Atl. (11/8/15)

Solo: 6 vs. Atl. (11/8/15)

Assists: 3 vs. Arz. (12/28/14)

Interceptions: 1 at StL (10/13/14)

Passes Defended: 2 (3 times) Last vs. Atl. (11/8/15)

JOHNSON'S TRANSACTIONS

Originally the second of two 4th-round (129th overall) draft choices by SF in 2014.



COLIN KAEPERNICK

7

POSITION **QB** | HEIGHT **6-4** | WEIGHT **230** | COLLEGE **NEVADA**

BORN **11.3.87** // **TURLOCK, CA** // **PITMAN HS, TURLOCK, CA**
6TH YEAR // **ACQUIRED D-2 IN '11**

AWARDS & HONORS

- 2012:** USA Today All-Joe Team
- 2013:** USA Today All-Joe Team

CAREER HIGHLIGHTS

- Kaepernick made his 25th career start against the Bears on 9/14/14. Among all current starting QBs in the NFL, Kaepernick's 18-7 (.720) record is the 5th best through the first 25 starts of a career.

HIGHEST WINNING PCT. IN A QUARTBACK'S FIRST 25 CAREER STARTS, ACTIVE QBs						
Player	Yards	TDs	Rating	Record	Pct.	
1. Ben Roethlisberger	4,830	32	99.0	22-3	.880	
2t. Russell Wilson	4,963	41	99.3	19-6	.760	
Tony Romo	6,766	52	98.1	19-6	.760	
Philip Rivers	5,131	32	87.0	19-6	.760	
5. Colin Kaepernick	5,254	34	93.4	18-7	.720	

KAEPERNICK'S GOLDEN NUGGETS

- In 2016, Kaepernick and fellow 49ers participated in the 4th Annual "Against All Odds" golf tournament which raises money to benefit Camp Taylor. "It's a reality check every time I'm around these kids," said Kaepernick. "You have kids that go through so many different things, struggles that I have no idea about. They run around with smiles on their faces and having a good time. It helps me realize how blessed I've been. I feel very blessed to be around these kids and be their friend and try to help them out."
- Set the NFL record for single-game rushing yards by a quarterback (regular and postseason) with 181 vs. GB on 1/12/13.
- Became just the fourth quarterback in NFL history to win each of his first three playoff starts on the road (2012).
- In 2014, set career highs in passing attempts (478), completions (289), passing long (80t) and rushing yards (639).

KAEPERNICK'S GAME-BY-GAME

2016	Date	Opp	W/L	P/S	Att	Cmp	Pct	Yds	TD	Int	Lg	Sk/Yds	Rtg	Rsh	Yds	TD	Total Net Yds.	Pct. Offense
	Sep 12	LA	W	1/0	0	0	-	0	0	0	-	0/0	-	0	0	0	0	0.0%
	Sep 18	at Car	L	-	-	-	-	-	-	-	DID NOT PLAY	-	-	-	-	-	-	-
	Sep 25	at Sea	L	-	-	-	-	-	-	-	DID NOT PLAY	-	-	-	-	-	-	-
	Oct 2	Dal	L	-	-	-	-	-	-	-	DID NOT PLAY	-	-	-	-	-	-	-
	Oct 6	Arz	L	-	-	-	-	-	-	-	DID NOT PLAY	-	-	-	-	-	-	-
	Oct 16	at Buf	L	1/1	29	13	44.8	187	1	0	53t	3/20	77.8	8	66	0	233	77.7%
	Oct 23	TB																
	Nov 6	NO																
	Nov 13	at Arz																
	Nov 20	NE																
	Nov 27	at Mia																
	Dec 4	at Chi																
	Dec 11	NYJ																
	Dec 18	at Atl																
	Dec 24	at LA																
	Jan 1	Sea																
TOTALS				2/1	29	13	44.8	187	1	0	53t	3/20	77.8	8	66	0	233	13.3%

CAREER HIGHLIGHTS (CONTINUED)

- In his first career postseason start, set the NFL single-game rushing record (regular season and playoffs) by a QB with 181 yds. vs. GB (1/12/13). It was also the 49ers single-game postseason rushing record.
- In just 6 career postseason games, Kaepernick has already notched the 2nd most rushing yds. by a QB in NFL postseason history.
- His 58-yd. run at Sea. (1/19/14) was the longest run by a QB in NFL postseason history, and was also the longest run by a 49ers QB in franchise history (regular season and playoffs).
- In 2015, Kaepernick became the 7th QB in franchise history to pass for 10,000-or-more yds. as a member of the 49ers.
- Recorded the longest run by a QB in franchise history, sprinting for an 90-yd. TD vs. SD (12/20/14). It surpassed his two 50-yd. runs in consecutive weeks [at StL (12/2/12), TD vs. Mia. (12/9/12)].

MOST CAREER RUSHING YARDS BY A QB IN NFL POSTSEASON HISTORY

Player	Gms.	Atts.	YDs.
1. Steve Young	20	96	594
2. Colin Kaepernick	6	51	507
3. John Elway	22	94	461
4. Roger Staubach	19	76	432
5. Donovan McNabb	16	72	422

QBs WITH 10,000-OR-MORE PASSING YARDS (FRANCHISE HISTORY)

Player	Gms.	YDs.
1. Joe Montana	167	35,124
2. John Brodie	201	31,548
3. Steve Young	150	29,907
4. Jeff Garcia	74	16,408
5. Y.A. Tittle	112	16,016
6. Alex Smith	80	14,280
7. Colin Kaepernick	58	10,217

- Set the 49ers franchise record for most passing yds. in a season opener, as he completed 27 of 39 atts. for 412 yds., 3 TDs and a QB rating of 129.4 vs. GB (9/8/13). The previous mark was set by QB Steve Young, who threw for 363 yds. vs. NYJ (9/6/98).
- Super Bowl XLVII marked his 10th NFL start. His 9 starts entering the game were the 3rd fewest for a starting QB entering a Super Bowl. (NYG Jeff Hostetler - 6; LAN Vince Ferragamo - 7).
- Kaepernick tallied 51 yds. rushing vs. Atl. (12/23) in Candlestick Park's final regular season game, becoming just the 3rd QB in franchise history to rush for 500 yds. in a single season.
- In 2014, Kaepernick rushed for a single-season franchise record 641 yds. He also holds the third-highest single-season total in franchise history (524 yds. in 2013).
- In 2013, Kaepernick (21) became the first 49ers QB to throw for 20+ TD passes in a season since 2002 (QB Jeff Garcia - 21).

MOST RUSHING YDS. BY A QB IN A SINGLE-SEASON IN FRANCHISE HISTORY

Player	YDs.
1. Colin Kaepernick (2014)	639
2. Steve Young (1992)	537
3. Colin Kaepernick (2013)	524
4. Bill Kilmer (1961)	509
5. Billy Kilmer (1962)	478

GOLDMINE

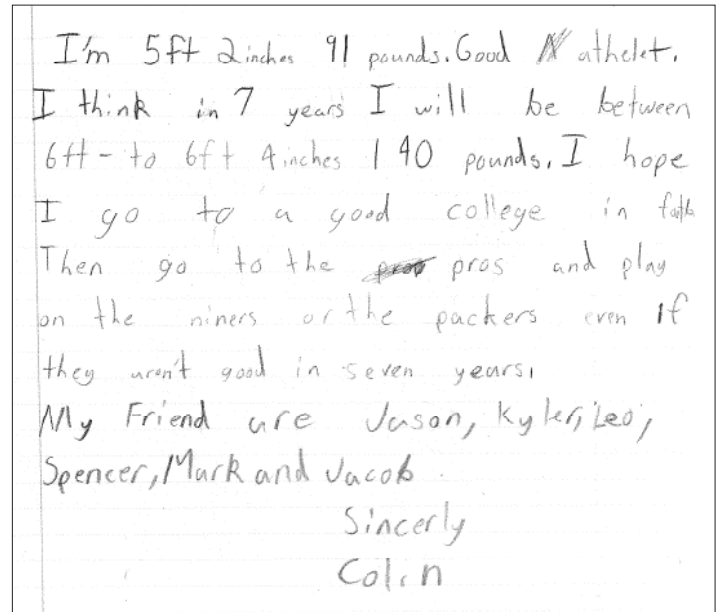
- In July of 2013, Kaepernick held the inaugural "Against All Odds" golf tournament at Del Rio Country Club in Modesto, CA, to benefit Camp Taylor, a camp for children with heart defects. The inaugural event raised over \$200,000 to assist children and their families through Camp Taylor. In 2015, Kaepernick and fellow 49ers participated in the 3rd Annual tournament which raised funds in excess of \$500,000. "It's a reality check every time I'm around these kids," said Kaepernick. "You have kids that go through so many different things, struggles that I have no idea about. They run around with smiles on their faces and having a good time. It helps me realize how blessed I've been. I feel very blessed to be around these kids and be their friend and try to help them out."



- Held the 2nd Annual Citi Colin Kaepernick Football ProCamp for boys and girls in grades 1-8 at St. Ignatius College Preparatory School in San Francisco. Throughout the camp, Kaepernick offered tips and instruction, highlighting the finer points of football. Campers were able to experience various stations specializing in fundamental football skills and participated in touch football games.
- In 2010, Kaepernick was drafted by the Chicago Cubs in the 2009 MLB Draft and was offered \$30,000 to go to Arizona for a month and throw a few bullpen sessions. Looking ahead to his senior season as Nevada's quarterback, he declined the offer saying, "What would that say about me as a leader of the team?"



- Even as a 4th grade student at Dutcher Elementary School in Turlock, CA, Kaepernick knew he was going to play for the 49ers. In a letter that students had to write to their future selves, despite his small stature at the time, he saw something special in himself. He wrote, "I'm 5-2, 91 lbs and a good athlete. I think in 7 years i will be between 6 ft. to 6-4, 140 lbs. I hope I go to a good college in football, then go to the pros and play on the Niners or the Packers, even if they aren't good in seven years."



- Kaepernick, along with teammate Torrey Smith, attended Cleveland Browns CB Joe Haden's Second Annual Joe Haden & Friends Celebrity Softball Game in June of 2015. Part of the proceeds went to the support of Special Olympics while the athlete's jerseys were auctioned off after the game to support local youth sports from the Lake Health Foundation, who sponsored the event. Kaepernick also participated in the event's home run derby and took time to visit with a terminally ill 14-year-old along with the signing of numerous autographs.
- During the holiday season of 2013, Kaepernick paid a surprise visit to families at the San Francisco Ronald McDonald House. Through the giving spirit, he donated an Xbox One to the house for kids of the house to enjoy. "I think there's something special about kids that's uplifting. You see how pure-hearted kids are," said Kaepernick. Following the donation, he spent time with the children, including friendly competition on the brand new console.
- One of Kaepernick's hobbies and favorite activities off the field is collecting and watching movies. "I own around 250 movies," said Kaepernick. His favorites are no surprise; action and comedy, specifically the movie Step Brothers. What might be a surprise to some people is that the 6-4, 250 lb QB also enjoys watching cartoons and Disney movies. "Some movies I own that most people wouldn't think I like are The Incredibles, Finding Nemo, Despicable Me and How To Train Your Dragon."



KAEPERNICK'S CAREER STATISTICS

YEAR	TEAM	GP	GS	PASSING										RUSHING				
				ATT	CMP	PCT	YDS	TD	INT	LG	SK	LST	RTG	ATT	YDS	AVG	LG	TD
2011	SF	3	0	5	3	60.0	35	0	0	19	0	0	81.3	2	-2	-1.0	-1	0
2012	SF	13	7	218	136	62.4	1,814	10	3	57	16	112	98.3	63	415	6.6	50t	5
2013	SF	16	16	416	243	58.4	3,197	21	8	64t	39	231	91.6	92	524	5.7	28	4
2014	SF	16	16	478	289	60.5	3,369	19	10	80t	52	344	86.4	104	639	6.1	90t	1
2015	SF	9	8	244	144	59.0	1,615	6	5	76t	28	166	78.5	45	256	5.7	14	1
2016	SF	2	1	29	13	44.8	187	1	0	53t	3	20	77.8	8	66	8.3	29	0
TOTALS		59	48	1,390	828	59.6	10,217	57	26	80t	138	873	88.2	314	1,898	6.0	90t	11

PLAYOFFS

YEAR	TEAM	GP	GS	PASSING										RUSHING				
				ATT	CMP	PCT	YDS	TD	INT	LG	SK	LST	RTG	ATT	YDS	AVG	LG	TD
2011	SF	0	0	0	0	-	0	0	0	0	0	0	-	0	0	-	-	0
2012	SF	3	3	80	49	61.3	798	4	2	45	5	32	100.9	25	264	10.6	56t	3
2013	SF	3	3	82	45	54.9	576	3	3	45t	6	26	74.0	26	243	9.3	58	1
TOTALS		6	6	162	94	58.0	1,374	7	5	45	11	58	87.3	51	507	9.9	58	4

Additional Statistics:

Fumbles-Lost: Regular Season – 29–12: 9–2 in 2012; 6–4 in 2013; 8–5 in 2014; 5–1 in 2015; 1–0 in 2016; **Postseason – 4–1:** 1–0 in 2012; 3–1 in 2013

Fumble Recoveries – 9: 2 in 2012; 2 in 2013; 3 in 2014; 2 in 2015

Milestones:

NFL Debut: at Phi. (10/2/11); **First Rushing TD:** at NYJ (9/30/12); **First Career Start:** vs. Chi. (11/19/12); **First Passing TD:** vs. Chi. (11/19/12 – 3–yd. pass to TE Vernon Davis); **300–yd. Passing Games:** 5, Last vs. Bal. (10/18/15 – 340 yds.); **400–yd. Passing Games:** 1, vs. GB (9/8/13 – 412 yds.); **100–yd. Rushing Games:** 1, vs. SD (12/20/14 – 151 yds.); **Reached 10,000 passing yds.:** at StL (11/1/15 – 10–yds. to WR Jerome Simpson)

KAEPERNICK'S CAREER HIGHS

Passes Attempted: Regular Season – 46 at Pit. (9/20/15); Postseason – 31 vs. GB (1/12/13)
Completions: Regular Season – 33 at Pit. (9/20/15); Postseason – 17 vs. GB (1/12/13)
Completion Percentage: Regular Season – 78.3 (18 of 23) vs. Mia. (12/9/12); Postseason – 76.2 (16 of 21) at Atl. (1/20/13)
Passing Yards: Regular Season – 412 vs. GB (9/8/13); Postseason – 302 vs. Bal. (2/3/13)
Long Pass: Regular Season – 80t at StL (10/13/14); Postseason – 45 (2 times) Last at Car. (1/12/14)
QB Rating: Regular Season – 134.5 at Was. (11/25/13); Postseason – 127.7 at Atl. (1/20/13)

Passing Touchdowns: Regular Season – 4 at NE (12/16/12); Postseason – 2 vs. GB (1/12/13)
Rushes: Regular Season – 12 at Arz. (9/21/14); Postseason – 16 vs. GB (1/12/13)
Rushing Yards: Regular Season – 151 vs. SD (12/20/14); Postseason – 181 vs. GB (1/12/13)
Long Rush: Regular Season – 90t vs. SD (12/20/14); Postseason – 58 at Sea. (1/19/14)
Rushing Touchdowns: Regular Season – 2 at Jax. (10/27/13); Postseason – 2 vs. GB (1/12/13)

KAEPERNICK'S TRANSACTIONS

Originally a 2nd–round (36th overall) draft choice by SF in 2011...Signed a six–year contract extension through 2020 on 6/4/14...Placed on the Injured Reserve List on 11/21/15.



JEREMY KERLEY

17

POSITION WR | HEIGHT 5-9 | WEIGHT 188 | COLLEGE TEXAS CHRISTIAN

BORN 11.8.88 // HUTTO, TX // HUTTO HS, HUTTO, TX
6TH YEAR // ACQUIRED TR IN '16 - DET

2016 HIGHLIGHTS

- Led the team with 7 receipts. for 61 yds. in his 49ers debut vs. LA (9/12).
- Finished with 6 receipts. for 88 yds. and 1 TD vs. Dal. (10/2), a 33-yd. TD pass from QB Blaine Gabbert. The TD marked his first as a member of the 49ers.
- Tied a career high with 8 receipts. and finished with 102 rec. yds. vs. Arz. (10/6), his second career 100-yd. receiving game. He has now registered a TD receipt. in consecutive games for the first time in his career.

GOLDMINE

- Beginning in 2014, Kerley has hosted the Jeremy Kerley Football and Cheer Camp at his alma mater Hutto High School each off-season. The camp, available to local youth from grades 1-12, offers instruction on football fundamentals in addition to teaching life skills. Proceeds from the clinic benefit the local YMCA's Annual Campaign, which provides scholarships to those in need.
- Launched his own website and apparel line, JK11, in 2015. "I'm really, really into fashion. It's something I'm dedicated to." To learn more, visit <http://jeremykerley.com/>.

KERLEY'S GOLDEN NUGGETS

- Played five seasons with the New York Jets (2011-15), and led the team with 182 receipts. for 2,225 yds. during his tenure.
- Became the first player in Jets history to record a receiving TD and a punt return TD in the same game when he accomplished the feat vs. Buf. (9/9/12).
- Annually hosts the Jeremy Kerley Football and Cheer Camp at his alma mater, Hutto High School.

KERLEY'S GAME-BY-GAME

2016										2016 Returns														
Date	Opp	W/L	P/S	Rec	Yds	Avg	Lg	TD		Date	Opp	KR	Yds	Avg	Lg	TD	PR	FC	Yds	Avg	Lg	TD		
Sep 12	LA	W	1/1	7	61	8.7	18	0		Sep 12	LA	0	0	-	-	0	2	7	11	5.5	7	0		
Sep 18	at Car	L	1/1	3	29	9.7	13	0		Sep 18	at Car	0	0	-	-	0	0	2	0	-	-	0		
Sep 25	at Sea	L	1/1	2	24	12.0	20	0		Sep 25	at Sea	0	0	-	-	0	1	0	20	20.0	20	0		
Oct 2	Dal	L	1/1	6	88	14.7	33t	1		Oct 2	Dal	0	0	-	-	0	1	0	26	26.0	26	0		
Oct 6	Arz	L	1/1	8	102	12.8	24	1		Oct 6	Arz	0	0	-	-	0	3	5	0	0.0	3	0		
Oct 16	at Buf	L	1/1	2	12	6.0	7	0		Oct 16	at Buf	1	20	20.0	20	0	1	0	12	12.0	12	0		
Oct 23	TB									Oct 23	TB													
Nov 6	NO									Nov 6	NO													
Nov 13	at Arz									Nov 13	at Arz													
Nov 20	NE									Nov 20	NE													
Nov 27	at Mia									Nov 27	at Mia													
Dec 4	at Chi									Dec 4	at Chi													
Dec 11	NYJ									Dec 11	NYJ													
Dec 18	at Atl									Dec 18	at Atl													
Dec 24	at LA									Dec 24	at LA													
Jan 1	Sea									Jan 1	Sea													
TOTALS				6/6	28	316	11.3	33t	2	TOTALS				1	20	20.0	20	0	8	14	69	8.6	26	0

KERLEY'S CAREER STATISTICS

YEAR	TEAM	GP	GS	RECEIVING					RUSHING				
				NO	YDS	AVG	LG	TD	ATT	YDS	AVG	LG	TD
2011	NYJ	14	1	29	314	10.8	38	1	5	28	5.6	16	0
2012	NYJ	16	7	56	827	14.8	66	2	5	8	1.6	5	0
2013	NYJ	12	8	43	523	12.2	26	3	4	11	2.8	8	0
2014	NYJ	16	7	38	409	10.8	33	1	4	86	21.5	37	0
2015	NYJ	16	1	16	152	9.5	25	2	0	0	–	–	0
2016	SF	6	6	28	316	11.3	33t	2	0	0	–	–	0
TOTALS		80	30	210	2,541	12.1	66	11	18	133	7.4	37	0

YEAR	TEAM	KICKOFF RETURNS					PUNT RETURNS					
		NO	YDS	AVG	LG	TD	NO	FC	YDS	AVG	LG	TD
2011	NYJ	1	15	15.0	15	0	29	16	317	10.9	53	0
2012	NYJ	0	0	–	–	0	19	36	208	10.9	68t	1
2013	NYJ	1	19	19.0	19	0	13	5	115	8.8	24	0
2014	NYJ	1	12	12.0	12	0	25	13	199	8.0	41	0
2015	NYJ	0	0	–	–	0	48	19	411	8.6	58	0
2016	SF	1	20	20.0	20	0	8	14	69	8.6	26	0
TOTALS		4	66	16.5	20	0	142	103	1,319	9.3	68t	1

Additional Statistics:

Fumble – Lost – 9 – 4: 3–1 in 2011, 4–3 in 2012, 1–0 in 2014, 1–0 in 2015

Passing – 4–2–83–0–0 TDs: 2011 (1–1–41–0–0 TDs); 2012 (1–1–42–0–0 TDs); 2013 (1–0–0–0–0 TDs); 2014 (1–0–0–0–0 TDs)

Milestones:

NFL Debut: vs. Dal. (9/11/11); **First Start:** vs NE (11/13/11); **First Reception:** at NE (10/9/11 – 9–yd. TD pass from QB Mark Sanchez); **First TD Reception:** at NE (10/9/11 – 9–yd. TD pass from QB Mark Sanchez); **Reached 1,000 rec. yds:** vs. Arz. (12/2/12 – 19–yd. pass from QB Mark Sanchez); **Reached 2,000 rec. yds:** vs. NE (12/21/14 – 18–yd. pass from QB Geno Smith); **100–yd. Games:** 2, Last vs. Arz. (10/6/16 – 102 yds.)

KERLEY'S CAREER HIGHS

Receptions: 8 (2 times) Last vs. Arz. (10/6/16)
Receiving Yards: 120 at NE (10/21/12)
Receiving TDs: 1 (11 times) Last vs. Arz. (10/6/16)
Long Reception: 66 at Mia. (9/23/12)
Rushes: 2 (2 times) Last at Mia. (12/28/14)
Rushing Yards: 38 vs. Mia. (12/1/14)
Long Rush: 37 at GB (9/14/14)

Kick Returns: 1 (4 times) Last at Buf. (10/16/16)
Kick Return Yards: 20 at Buf. (10/16/16)
Long Kick Return: 20 at Buf. (10/16/16)
Punt Returns: 7 vs. Phi. (9/27/15)
Punt Return Yards: 96 vs. Mia. (11/29/15)
Punt Return TDs: 1 vs. Buf. (9/9/12)
Long Punt Return: 68t vs. Buf. (9/9/12)

KERLEY'S TRANSACTIONS

Originally drafted in the 5th round (153rd overall) by NYJ in the 2011 NFL Draft...Signed a four–year contract with NYJ through 2018 on 10/21/14...Waived by NYJ on 3/9/16...Signed a one–year deal with Det. on 3/21/16...Traded to SF on 8/29/16.

2015 (NEW YORK JETS)

- Appeared in all 16 games (1 start) for the third time in his career and registered 16 receipts. for 152 yds. and 2 TDs. Additionally, recorded 48 punt returns for a career-high 411 yds. (8.6 avg.).
- In his lone start of the season, registered 6 receipts. for 33 yds. and 1 TD vs. Phi. (9/27), a 7-yd. TD receipt. from QB Ryan Fitzpatrick.

2014 (NEW YORK JETS)

- Appeared in all 16 games (7 starts) and recorded 38 receipts. for 409 yds. and 1 TD along with 25 punt returns for 199 yds. on special teams.
- Notched a season-high 7 receipts. for 81 yds. and 1 TD vs. Chi. (9/22), a 19-yd. TD receipt. from QB Geno Smith.

2013 (NEW YORK JETS)

- Saw action in 12 games (8 starts) and led the team in receipts. (43) and rec. yds. (523) while registering a career-high 3 TDs.

2012 (NEW YORK JETS)

- Appeared in all 16 games (7 starts) for this first time in his career and set career highs with 56 receipts. for 827 yds. and 2 TDs. Additionally, registered 19 punt returns for 208 yds. (10.9 avg.) and 1 TD.
- Earned AFC Special Teams Player of the Week honors after becoming the only player in New York Jets history with a punt return touchdown and a touchdown reception in the same game vs. Buf. (9/9), when he registered a 12-yd. TD receipt. and a 66-yd. punt return TD.
- Registered a career-long 66-yd. receipt. and added his second TD receipt. of the season at Mia. (9/23).
- Recorded a career-high 120 yds. on 7 receipts. at NE (10/21).

2011 (NEW YORK JETS)

- Appeared in 14 games (1 start) during his rookie season and recorded 29 receipts. for 314 yds. and 1 TD. Additionally, registered 29 punt returns for 317 yds. (10.9 avg.).
- Recorded 3 receipts. for 35 yds. and the first TD of his NFL career at NE (10/9), a 9-yd. TD receipt. from QB Mark Sanchez.

COLLEGE

Appeared in 50 games (21 starts) during his four-year career at Texas Christian University (2011-14). Recorded 120 receipts. for 1,299 yds. and 12 TDs and added 63 rushing atts. for 306 yds. with eight TDs on the ground. Additionally, registered 94 punt returns for 1,299 yds. (13.8 avg.) with two TDs and 37 kickoff returns for 1,006 yds. (27.2 avg). As a senior, registered 56 receipts. for 575 yds. and 10 TDs and earned Mountain West Conference Special Teams Player of the Year as one of just two players in the nation to rank in the top 20 in punt returns and kickoff returns. In 2009, notched 44 receipts. for 532 yds. and 2 TDs and was named Mountain West Conference Special Teams Player of the Year with 60 punt returns for 563 yds. and 2 TDs. As a sophomore, recorded 11 receipts. for 95 yds. and 43 punt returns for 348 yds. to earn First-Team All-Mountain West Conference honors as a return specialist. As the only true freshman to see action on offense in 2007, registered 9 receipts. for 97 yds.

PERSONAL

- Majored in criminal justice at TCU.
- Attended Hutto (TX) HS, where he played QB as a senior and earned his District's Most Valuable Player honor for the second consecutive year.
- Married to Kristal Juarez, who was an All-American sprinter on TCU's track and field team in 2010.
- Born Jeremy Kerley (11/8/88) in Hutto, TX.

INJURY REPORT

2011: Inactive two games [at Den. (11/17) and vs. Buf.(11/27)] with a knee injury.

2013: Inactive at NE (9/12) with a concussion; Inactive three games [at Buf. (11/17), at Bal. (11/24) and vs. Mia. (12/1)] with an elbow injury.

KERLEY'S GAME-BY-GAME

2011 Receiving (New York Jets)

Date	Opp	W/L	P/S	Rec	Yds	Avg	Lg	TD
Sep 11	Dal	W	1/0	0	0	-	-	0
Sep 18	Jac	W	1/0	0	0	-	-	0
Sep 25	at Oak	L	1/0	0	0	-	-	0
Oct 2	at Bal	L	1/0	0	0	-	-	0
Oct 9	at NE	L	1/0	3	35	11.7	22	1
Oct 17	Mia	W	1/0	2	18	9.0	14	0
Oct 23	SD	W	1/0	4	29	7.3	10	0
Nov 6	at Buf	W	1/0	4	23	5.8	9	0
Nov 13	NE	L	1/1	4	79	19.8	38	0
Nov 17	at Den	L	-	-	-	INACTIVE (Knee)	-	-
Nov 27	Buf	W	-	-	-	INACTIVE (Knee)	-	-
Dec 4	at Was	W	1/0	1	7	7.0	7	0
Dec 11	KC	W	1/0	0	0	-	-	0
Dec 18	at Phi	L	1/0	2	16	8.0	10	0
Dec 24	NYG	L	1/0	5	36	7.2	10	0
Jan 1	at Mia	L	1/0	4	71	17.8	30	0
TOTALS			14/1	29	314	10.8	38	1

2011 Returns (New York Jets)

Date	Opp	KR	Yds	Avg	Lg	TD	PR	FC	Yds	Avg	Lg	TD
Sep 11	Dal	0	0	-	-	0	3	1	13	4.3	7	0
Sep 18	Jac	1	15	15.0	15	0	0	0	0	-	-	0
Sep 25	@Oak	0	0	-	-	0	4	0	80	20.0	53	0
Oct 2	@Bal	0	0	-	-	0	2	2	12	6.0	13	0
Oct 9	@NE	0	0	-	-	0	2	1	20	10.0	13	0
Oct 17	Mia	0	0	-	-	0	2	1	11	5.5	11	0
Oct 23	SD	0	0	-	-	0	1	1	7	7.0	7	0
Nov 6	@Buf	0	0	-	-	0	2	1	16	8.0	15	0
Nov 13	NE	0	0	-	-	0	1	1	0	0.0	0	0
Nov 17	at Den	-	-	-	-	INACTIVE (Knee)	-	-	-	-	-	-
Nov 27	Buf	-	-	-	-	INACTIVE (Knee)	-	-	-	-	-	-
Dec 4	@Was	0	0	-	-	0	1	1	0	0.0	0	0
Dec 11	KC	0	0	-	-	0	3	2	42	14.0	26	0
Dec 18	@Phi	0	0	-	-	0	2	1	16	8.0	8	0
Dec 24	NYG	0	0	-	-	0	4	4	74	18.5	28	0
Jan 1	@Mia	0	0	-	-	0	2	0	26	13.0	14	0
TOTALS		1	15	15.0	15	0	29	16	317	10.9	53	0

2012 Receiving (New York Jets)

Date	Opp	W/L	P/S	Rec	Yds	Avg	Lg	TD
Sep 9	Buf	W	1/0	4	45	11.3	21	1
Sep 16	at Pit	L	1/0	2	67	33.5	45	0
Sep 23	at Mia	W	1/0	2	73	36.5	66	1
Sep 30	SF	L	1/0	2	12	6.0	8	0
Oct 8	Hou	L	1/1	5	94	18.8	36	0
Oct 14	Ind	W	1/0	3	24	8.0	11	0
Oct 21	at NE	L	1/1	7	120	17.1	26	0
Oct 28	Mia	L	1/1	5	43	8.6	12	0
Nov 11	at Sea	L	1/1	5	57	11.4	43	0
Nov 18	at StL	W	1/0	3	43	14.3	32	0
Nov 22	NE	L	1/0	7	86	12.3	36	0
Dec 2	Arz	W	1/1	3	37	12.3	19	0
Dec 9	at Jac	W	1/0	4	27	6.8	12	0
Dec 17	at Ten	L	1/0	1	11	11.0	11	0
Dec 23	SD	L	1/1	0	0	-	-	0
Dec 30	at Buf	L	1/1	3	88	29.3	40	0
TOTALS			16/7	56	827	14.8	66	2

2012 Returns (New York Jets)

Date	Opp	KR	Yds	Avg	Lg	TD	PR	FC	Yds	Avg	Lg	TD
Sep 9	Buf	0	0	-	-	0	1	0	68	68.0	68t	1
Sep 16	@Pit	0	0	-	-	0	3	1	6	2.0	3	0
Sep 23	@Mia	0	0	-	-	0	3	0	45	15.0	18	0
Sep 30	SF	0	0	-	-	0	0	0	0	-	-	0
Oct 8	Hou	0	0	-	-	0	0	3	0	-	-	0
Oct 14	Ind	0	0	-	-	0	0	1	0	-	-	0
Oct 21	@NE	0	0	-	-	0	3	3	22	7.3	13	0
Oct 28	Mia	0	0	-	-	0	0	2	0	-	-	0
Nov 11	@Sea	0	0	-	-	0	2	4	6	3.0	6	0
Nov 18	@StL	0	0	-	-	0	0	0	0	-	-	0
Nov 22	NE	0	0	-	-	0	0	0	0	-	-	0
Dec 2	Arz	0	0	-	-	0	2	6	17	8.5	14	0
Dec 9	@Jac	0	0	-	-	0	2	5	18	9.0	11	0
Dec 17	@Ten	0	0	-	-	0	1	6	7	7.0	7	0
Dec 23	SD	0	0	-	-	0	2	2	19	9.5	20	0
Dec 30	@Buf	0	0	-	-	0	0	3	0	-	-	0
TOTALS		0	0	-	-	0	19	36	208	10.9	68t	1

2013 Receiving (New York Jets)

Date	Opp	W/L	P/S	Rec	Yds	Avg	Lg	TD
Sep 8	TB	W	1/1	3	45	15.0	26	0
Sep 12	at NE	L	-	-	-	INACTIVE (Concussion)	-	-
Sep 22	Buf	W	1/0	2	25	12.5	18	0
Sep 29	at Ten	L	1/0	4	65	16.3	23	0
Oct 7	at Atl	W	1/0	5	68	13.6	21	1
Oct 13	Pit	L	1/1	2	19	9.5	10	0
Oct 20	NE	W	1/1	8	97	12.1	22	1
Oct 27	at Cin	L	1/1	3	27	9.0	14	0
Nov 3	NO	W	1/1	1	1	1.0	1	0
Nov 17	at Buf	L	-	-	-	INACTIVE (Elbow)	-	-
Nov 24	at Bal	L	-	-	-	INACTIVE (Elbow)	-	-
Dec 1	Mia	L	-	-	-	INACTIVE (Elbow)	-	-
Dec 8	Oak	W	1/1	4	41	10.3	25t	1
Dec 15	at Car	L	1/0	1	25	25.0	25	0
Dec 22	Cle	W	1/1	5	70	14.0	22	0
Dec 29	at Mia	W	1/1	5	40	8.0	12	0
TOTALS			12/8	43	523	12.2	26	3

2013 Returns (New York Jets)

Date	Opp	KR	Yds	Avg	Lg	TD	PR	FC	Yds	Avg	Lg	TD
Sep 8	TB	1	19	19.0	19	0	1	1	9	9.0	9	0
Sep 12	at NE	-	-	-	-	INACTIVE (Concussion)	-	-	-	-	-	-
Sep 22	Buf	0	0	-	-	0	3	1	18	6.0	12	0
Sep 29	@Ten	0	0	-	-	0	2	3	7	3.5	5	0
Oct 7	@Atl	0	0	-	-	0	2	0	29	14.5	24	0
Oct 13	Pit	0	0	-	-	0	4	0	45	11.3	13	0
Oct 20	NE	0	0	-	-	0	0	0	0	-	-	0
Oct 27	@Cin	0	0	-	-	0	0	0	0	-	-	0
Nov 3	NO	0	0	-	-	0	0	0	0	-	-	0
Nov 17	at Buf	-	-	-	-	INACTIVE (Elbow)	-	-	-	-	-	-
Nov 24	at Bal	-	-	-	-	INACTIVE (Elbow)	-	-	-	-	-	-
Dec 1	Mia	-	-	-	-	INACTIVE (Elbow)	-	-	-	-	-	-
Dec 8	Oak	0	0	-	-	0	0	0	0	-	-	0
Dec 15	@Car	0	0	-	-	0	0	0	0	-	-	0
Dec 22	Cle	0	0	-	-	0	0	0	0	-	-	0
Dec 29	@Mia	0	0	-	-	0	1	0	7	7.0	7	0
TOTALS		1	19	19.0	19	0	13	5	115	8.8	24	0

KERLEY'S GAME-BY-GAME

2014 Receiving (New York Jets)

Date	Opp	W/L	P/S	Rec	Yds	Avg	Lg	TD
Sep 7	Oak	W	1/0	5	38	7.6	19	0
Sep 14	at GB	L	1/1	3	22	7.3	13	0
Sep 22	Chi	L	1/1	7	81	11.6	19t	1
Sep 28	Det	L	1/0	1	3	3.0	3	0
Oct 5	at SD	L	1/0	3	24	8.0	11	0
Oct 12	Den	L	1/1	1	4	4.0	4	0
Oct 16	at NE	L	1/1	2	29	14.5	16	0
Oct 26	Buf	L	1/0	2	25	12.5	16	0
Nov 2	at KC	L	1/0	2	11	5.5	7	0
Nov 9	Pit	W	1/1	0	0	-	-	0
Nov 24	at Buf	L	1/0	5	66	13.2	28	0
Dec 1	Mia	L	1/0	1	2	2.0	2	0
Dec 7	at Min	L	1/0	2	17	8.5	17	0
Dec 14	at Ten	W	1/0	0	0	-	-	0
Dec 21	NE	L	1/1	3	54	18.0	25	0
Dec 28	at Mia	W	1/1	1	33	33.0	33	0
TOTALS			16/7	38	409	10.8	33	1

2014 Returns (New York Jets)

Date	Opp	KR	Yds	Avg	Lg	TD	PR	FC	Yds	Avg	Lg	TD
Sep 7	Oak	0	0	-	-	0	0	0	0	-	-	0
Sep 14	@GB	0	0	-	-	0	0	0	0	-	-	0
Sep 22	Chi	0	0	-	-	0	2	2	10	5.0	10	0
Sep 28	Det	0	0	-	-	0	0	0	0	-	-	0
Oct 5	@SD	0	0	-	-	0	0	0	0	-	-	0
Oct 12	Den	0	0	-	-	0	0	0	0	-	-	0
Oct 16	@NE	0	0	-	-	0	0	0	0	-	-	0
Oct 26	Buf	0	0	-	-	0	2	2	2	1.0	2	0
Nov 2	@KC	0	0	-	-	0	1	2	3	3.0	3	0
Nov 9	Pit	1	12	12.0	12	0	2	0	16	8.0	13	0
Nov 24	@Buf	0	0	-	-	0	3	1	42	14.0	41	0
Dec 1	Mia	0	0	-	-	0	3	1	14	4.7	9	0
Dec 7	@Min	0	0	-	-	0	2	0	13	6.5	13	0
Dec 14	@Ten	0	0	-	-	0	3	3	23	7.7	20	0
Dec 21	NE	0	0	-	-	0	3	1	35	11.7	14	0
Dec 28	@Mia	0	0	-	-	0	4	1	41	10.3	12	0
TOTALS		1	12	12.0	12	0	25	13	199	8.0	41	0

2015 Receiving (New York Jets)

Date	Opp	W/L	P/S	Rec	Yds	Avg	Lg	TD
Sep 13	Cle	W	1/0	0	0	-	-	0
Sep 21	at Ind	W	1/0	0	0	-	-	0
Sep 27	Phi	L	1/1	6	33	5.5	9	1
Oct 4	at Mia	W	1/0	0	0	-	-	0
Oct 18	Was	W	1/0	0	0	-	-	0
Oct 25	at NE	L	1/0	3	27	9.0	12	1
Nov 1	at Oak	L	1/0	4	63	15.8	25	0
Nov 8	Jax	W	1/0	2	22	11.0	11	0
Nov 12	Buf	L	1/0	1	7	7.0	7	0
Nov 22	at Hou	L	1/0	0	0	-	-	0
Nov 29	Mia	W	1/0	0	0	-	-	0
Dec 6	at NYG	W	1/0	0	0	-	-	0
Dec 13	Ten	W	1/0	0	0	-	-	0
Dec 19	at Dal	W	1/0	0	0	-	-	0
Dec 27	NE	W	1/0	0	0	-	-	0
Jan 3	at Buf	L	1/0	0	0	-	-	0
TOTALS			16/1	16	152	9.5	25	2

2015 Returns (New York Jets)

Date	Opp	KR	Yds	Avg	Lg	TD	PR	FC	Yds	Avg	Lg	TD
Sep 13	Cle	0	0	-	-	0	2	0	13	6.5	12	0
Sep 21	@Ind	0	0	-	-	0	0	2	0	-	-	0
Sep 27	Phi	0	0	-	-	0	7	2	69	9.9	19	0
Oct 4	@Mia	0	0	-	-	0	4	2	32	8.0	15	0
Oct 18	Was	0	0	-	-	0	3	2	34	11.3	22	0
Oct 25	@NE	0	0	-	-	0	1	2	6	6.0	6	0
Nov 1	@Oak	0	0	-	-	0	2	0	10	5.0	6	0
Nov 8	Jax	0	0	-	-	0	4	1	42	10.5	16	0
Nov 12	Buf	0	0	-	-	0	4	1	14	3.5	6	0
Nov 22	@Hou	0	0	-	-	0	5	1	39	7.8	13	0
Nov 29	Mia	0	0	-	-	0	6	1	96	16.0	58	0
Dec 6	@NYG	0	0	-	-	0	1	1	-1	-1.0	-1	0
Dec 13	Ten	0	0	-	-	0	3	1	21	7.0	12	0
Dec 19	@Dal	0	0	-	-	0	1	1	7	7.0	7	0
Dec 27	NE	0	0	-	-	0	1	1	8	8.0	8	0
Jan 3	@Buf	0	0	-	-	0	4	1	21	5.3	6	0
TOTALS		0	0	-	-	0	48	19	411	8.6	58	0



DANIEL KILGORE

67

POSITION C

HEIGHT 6-3

WEIGHT 308

COLLEGE APPALACHIAN STATE

BORN 12.18.87 // KINGSFORT, TN // DOBYNS-BENNETT HS, KINGSFORT, TN
6TH YEAR // ACQUIRED D-5 IN '11

AWARDS & HONORS

2012: 2012 Madden Most Valuable Protectors Award, Madden Most Valuable Protectors Award (Week 5), Madden Most Valuable Protectors Award (Week 7), Madden Most Valuable Protectors Award (Week 12)

2016 HIGHLIGHTS

- Part of an offensive line group that helped the 49ers offense rush for 150 yds. and 3 TDs on 42 carries and did not allow a sack on 35 atts. by QB Blaine Gabbert vs. LA (9/12).

GOLDMINE

- While Kilgore was preparing for the NFL Draft in 2011, he was also serving as a student-teacher at Hardin Park Elementary School working with special-education students in adaptive physical education classes. The day following his graduation from Appalachian State, Kilgore hosted a field trip for his special-education students at ASU. The field trip included a tour of the school's athletic facilities, activities in the Sofield Family Indoor Practice Facility, lunch on the club level of the Appalachian Athletics Center and taking in a few innings of the Appalachian State-Western Carolina baseball game. While football is Kilgore's next chapter in life, he aspires to be a coach and special-education teacher following his NFL career. "I'm very happy that I was drafted, but I absolutely love working with these kids," said Kilgore. "I have had a great student-teaching experience and I know when my NFL career is over, I will get to work in another field that I love and that is working with special-education students and coaching."

KILGORE'S GOLDEN NUGGETS

- Following his senior football season at Appalachian State, he stayed in the area to serve as a student-teacher at Hardin Park Elementary School (Boone, NC), working with special-education students in adaptive physical education classes.
- During his time at Appalachian State and with the 49ers, Kilgore spends his off days volunteering his time working with special-education students.

GOLDMINE (CONTINUED)

- Kilgore returned to his hometown of Kingsport, TN to support the 2015 Tribe Games, a series of athletic competitions for special needs kids from bowling to swimming to track and field. Kilgore's heart for special needs kids grew from volunteering in adapted physical education classes in the Watauga County (NC) School System while playing at Appalachian State. Kilgore wasn't just a casual observer at the games either, as he was a coach, motivator, fan and cheerleader for all 85 participating kids.



KILGORE'S CAREER STATISTICS

GAMES/STARTS – 51/16; 2011 (1/0); 2012 (16/0); 2013 (16/0); 2014 (7/7); 2015 (5/3); 2016 (6/6)

POSTSEASON GAMES/STARTS – 6/0; 2011 (0/0); 2012 (3/0); 2013 (3/0)

Milestones:

NFL Debut: vs. Pit. (12/19/11); **First Start:** at Dal. (9/7/14)

KILGORE'S TRANSACTIONS

Originally a 5th-round (163th overall) draft choice by SF in 2011...Re-signed with SF through 2017 on 2/27/14...Placed on the Injured Reserve List on 10/25/14... Placed on the Reserve/Physically Unable to Perform List on 8/31/15...Activated from the Reserve/Physically Unable to Perform List on 12/5/15.



THAD LEWIS

9

POSITION **QB** | HEIGHT **6-2** | WEIGHT **219** | COLLEGE **DUKE**

BORN **11.19.87** // **HIALEAH, FL** // **HIALEAH-MIAMI LAKES HS, HIALEAH, FL**
4TH YEAR // **ACQUIRED FA IN '16**

GOLDMINE

- Beginning in 2012, Lewis has hosted an annual football and cheer clinic in his hometown of Opa-locka, FL, where 5th through 8th grade boys can learn the game of football while girls of all ages participate in the cheerleading clinic. For Lewis, the camp is to not only help the youth enhance their on-field skills, but also to provide an example of the possibilities if you maintain focus, discipline and commitment while working hard on and off the field. "I believe the Football Clinic extends their options and helps them understand the importance of education, character and good behavior," said Lewis during the inaugural camp.

LEWIS' GOLDEN NUGGETS

- Originally an undrafted free agent in 2010, Lewis has spent time with the St. Louis Rams, Cleveland Browns, Buffalo Bills, Houston Texans and Philadelphia Eagles during his career.
- Annually hosts a football clinic for 5th through 8th grade students in his hometown of Opa-locka, FL, to provide an example for the youth of what will happen if you focus and work hard on and off the field.

LEWIS' CAREER STATISTICS

YEAR	TEAM	GP	GS	PASSING										RUSHING				
				ATT	CMP	PCT	YDS	TD	INT	LG	SK	LST	RTG	ATT	YDS	AVG	LG	TD
2010	STL	0	0	0	0	–	0	0	0	–	0	0	–	0	0	–	–	0
2011	CLE	0	0	0	0	–	0	0	0	–	0	0	–	0	0	–	–	0
2012	CLE	1	1	32	22	68.8	204	1	1	23	3	14	83.3	1	3	3.0	3	0
2013	BUF	6	5	157	93	59.2	1,092	4	3	57	18	100	81.0	24	52	2.2	8	1
2014	HOU	0	0	0	0	–	0	0	0	–	0	0	–	0	0	–	–	0
2015	PHI	0	0	0	0	–	0	0	0	–	0	0	–	0	0	–	–	0
2016	SF	–	–	–	–	–	INJURED RESERVE (Knee)					–	–	–	–	–	–	–
TOTALS		7	6	189	115	60.8	1,296	5	4	57	21	114	81.4	25	55	22	8	1

Additional Statistics:

Fumbles–Lost – 7–3: 7–3 in 2013

Milestones:

NFL Debut: at Pit. (12/30/12); **First Career Start:** at Pit. (12/30/12); **First Passing TD:** at Pit. (12/30/12 – 7–yd. pass to WR Greg Little); **First Rushing TD:** vs. Cin. (10/13/13 – 3–yd. TD)

LEWIS' CAREER HIGHS

Passes Attempted: 39 at NO (10/27/13)

Completions: 22 (2 times) Last at NO (10/27/13)

Completion Percentage: 68.8 (22 of 32) at Pit. (12/30/12)

Passing Yards: 247 at NE (12/29/13)

Long Pass: 57 vs. Mia. (12/22/13)

QB Rating: 100.5 vs. Cin. (10/13/13)

Passing Touchdowns: 2 vs. Cin. (10/13/13)


Rushes: 8 vs. Mia. (12/22/13)

Rushing Yards: 17 vs. Cin. (10/13/13)

Long Rush: 8 at Mia. (10/20/13)

LEWIS' TRANSACTIONS

Originally signed as an undrafted free agent by StL on 4/25/10...Waived by StL 9/18/10...Signed to StL practice squad on 9/21/10...Signed Reserve/Future contract with StL on 1/4/11...Waived by StL on 9/3/11...Claimed off waivers by Cle. on 9/4/11...Waived by Cle. on 10/11/12...Signed to Cle. practice squad on 10/13/12...Promoted to Cle. active roster on 12/24/12...Waived by Cle. on 5/23/13...Claimed off waivers by Det. on 5/28/13...Traded to Buf. on 8/25/13...Waived by Buf. on 8/31/13...Signed to Buf. practice squad on 9/1/13...Promoted to Buf. active roster on 10/7/13...Waived by Buf. on 8/26/14...Signed by Hou. on 11/16/14...Waived by Hou. on 3/9/15...Signed a one–year contract with Cle. on 3/12/15...Waived by Cle. on 9/5/15...Signed by Phi. on 9/21/15...Signed a one–year contract with SF on 3/10/16...Placed on the Injured Reserve List on 8/16/16.



AARON LYNCH

59

POSITION LB | HEIGHT 6-6 | WEIGHT 270 | COLLEGE SOUTH FLORIDA

BORN 3.8.93 // CAPE CORAL, FL // ISLAND COAST HS, CAPE CORAL, FL
3RD YEAR // ACQUIRED D-5A IN '14

GOLDMINE

- Lynch draws his passion for the game from his mother, who had a much more difficult task than competing in football. "She was a single mom for 20 years. I learned a lot of morals and values from my mother." As the oldest of three children, Lynch was forced to grow up quicky.

LYNCH'S GOLDEN NUGGET

- Notes his grandfather's passing as the reason he strives to be the best football player he can be. "It made me want to work harder, push myself harder." He wants to carry himself in a manner that his grandfather would be proud of.

LYNCH'S GAME-BY-GAME

2016

Date	Opp	W/L	P/S	Tot	Sol	Ast	Sk	Yds	Int	Yds	PD	FF	FR	Yds
Sep 12	LA	W	-	-	-	-	-	-	-	-	-	-	-	-
Sep 18	at Car	L	-	-	-	-	-	-	-	-	-	-	-	-
Sep 25	at Sea	L	-	-	-	-	-	-	-	-	-	-	-	-
Oct 2	Dal	L	-	-	-	-	-	-	-	-	-	-	-	-
Oct 6	Arz	L	1/1	2	2	0	0.0	0.0	0	0	0	0	0	0
Oct 16	at Buf	L	1/1	0	0	0	0.0	0.0	0	0	0	0	0	0
Oct 23	TB													
Nov 6	NO													
Nov 13	at Arz													
Nov 20	NE													
Nov 27	at Mia													
Dec 4	at Chi													
Dec 11	NYJ													
Dec 18	at Atl													
Dec 24	at LA													
Jan 1	Sea													
TOTALS				2/2	2	2	0	0.0	0.0	0	0	0	0	0

LYNCH'S CAREER STATISTICS

YEAR	TEAM	GP	GS	TACKLES					INTERCEPTIONS					FUMBLES		
				TOT	SOL	AST	SACKS	YDS	INT	YDS	LG	TD	PD	FF	FR	YDS
2014	SF	16	3	23	18	5	6.0	39.0	0	0	-	0	4	0	0	0
2015	SF	14	13	46	37	9	6.5	50.5	0	0	-	0	3	0	0	0
2016	SF	2	2	2	2	0	0.0	0.0	0	0	-	0	0	0	0	0
TOTALS		32	18	71	57	14	12.5	89.5	0	0	-	0	7	0	0	0

Additional Statistics:

Blocked Punt – 1: 2014 (1)

Milestones:

NFL Debut: at Dal. (9/7/14); First Start: at NO (11/9/14); First Sack: at Den. (10/19/14 – QB Peyton Manning); Multi-Sack Games: 2, Last vs. Sea. (10/22/15 – 2.0; QB Russell Wilson)

LYNCH'S CAREER HIGHS

Total Tackles: 6 vs. Sea. (10/22/15)

Solo: 5 at Arz. (9/27/15)

Assists: 3 vs. Sea. (10/22/15)

Passes Defensed: 1 (7 times) Last vs. Arz. (11/29/15)

Sacks: 2.0 (2 times) Last vs. Sea. (10/22/15)

LYNCH'S TRANSACTIONS

Originally the first of two 5th-round (150th overall) draft choices by SF in 2014...Placed on the Reserve/Suspended List on 9/3/16....Placed on the Exempt List on 10/3/16...Activated from the Exempt List on 10/6/16.



KESHAWN MARTIN

19

POSITION WR | HEIGHT 5-11 | WEIGHT 195 | COLLEGE MICHIGAN STATE

BORN 3.15.90 // WESTLAND, MI // JOHN GLENN HS, WESTLAND, MI
5TH YEAR // ACQUIRED FA IN '16

GOLDMINE

- Known as a “jack of all trades” during his time at Michigan State, where he shined as both a receiver and a returner. During his career as a Spartan, he accounted for touchdowns in five different ways (rushing, receiving, passing, punt return and kick return) and finished his career with 4,103 all-purpose yards (540 rushing, 1,714 receiving, 659 punt return, 1,100 kick return).

MARTIN'S GOLDEN NUGGETS

- Four-year NFL veteran signed by SF on 9/27.
- Set career highs with 24 receipts, for 269 yds. and 2 TDs in 9 games with New England in 2015.
- Finished fourth in the NFL with 947 kick return yards and sixth in the NFL with 345 punt return yards in 2013 with Houston.

MARTIN'S GAME-BY-GAME

2016 Receiving

Date	Opp	W/L	P/S	Rec	Yds	Avg	Lg	TD
SIGNED BY SF ON 9/27								
Oct 2	Dal	L	–	–	INACTIVE	–	–	–
Oct 6	Arz	L	–	–	INACTIVE	–	–	–
Oct 16	at Buf	L	1/0	0	0	–	–	0
Oct 23	TB							
Nov 6	NO							
Nov 13	at Arz							
Nov 20	NE							
Nov 27	at Mia							
Dec 4	at Chi							
Dec 11	NYJ							
Dec 18	at Atl							
Dec 24	at LA							
Jan 1	Sea							
TOTALS			1/0	0	0	–	–	0

2016 Returns

Date	Opp	KR	Yds	Avg	Lg	TD	PR	FC	Yds	Avg	Lg	TD
SIGNED BY SF ON 9/27												
Oct 2	Dal	–	–	–	–	INACTIVE	–	–	–	–	–	–
Oct 6	Arz	–	–	–	–	INACTIVE	–	–	–	–	–	–
Oct 16	at Buf	2	37	18.5	20	0	0	0	0	–	–	0
Oct 23	TB											
Nov 6	NO											
Nov 13	at Arz											
Nov 20	NE											
Nov 27	at Mia											
Dec 4	at Chi											
Dec 11	NYJ											
Dec 18	at Atl											
Dec 24	at LA											
Jan 1	Sea											
TOTALS		2	37	18.5	20	0	0	0	0	–	–	0

MARTIN'S CAREER STATISTICS

YEAR	TEAM	GP	GS	RECEIVING					RUSHING				
				NO	YDS	AVG	LG	TD	ATT	YDS	AVG	LG	TD
2012	HOU	16	1	10	85	8.5	18	1	4	53	13.3	21	0
2013	HOU	16	1	22	253	11.5	32	2	0	0	–	–	0
2014	HOU	16	0	6	78	13.0	32	0	0	0	–	–	0
2015	HOU/NE	9	8	24	269	11.2	39	2	1	6	6.0	6	0
2016	SF	1	0	0	0	–	–	0	0	0	–	–	0
TOTALS		58	10	62	685	11.0	39	5	5	59	11.8	21	0

YEAR	TEAM	KICKOFF RETURNS					PUNT RETURNS					
		NO	YDS	AVG	LG	TD	NO	FC	YDS	AVG	LG	TD
2012	HOU	31	741	23.9	54	0	22	10	267	12.1	71	0
2013	HOU	36	947	26.3	50	0	39	21	345	8.8	87t	1
2014	HOU	1	19	19.0	19	0	25	24	154	6.2	21	0
2015	HOU/NE	10	257	25.7	75	0	8	3	92	11.5	21	0
2016	SF	2	37	18.5	20	0	0	0	0	–	–	0
TOTALS		80	2,001	25.0	75	0	94	58	858	9.1	87t	1

POSTSEASON

YEAR	TEAM	GP	GS	RECEIVING					RUSHING				
				NO	YDS	AVG	LG	TD	ATT	YDS	AVG	LG	TD
2012	HOU	2	0	0	0	–	–	–	1	16	16.0	16	0
2015	NE	2	0	2	57	28.5	42	0	0	0	–	–	0
TOTALS		4	0	2	57	28.5	42	0	1	16	16.0	16	0

YEAR	TEAM	KICKOFF RETURNS					PUNT RETURNS					
		NO	YDS	AVG	LG	TD	NO	FC	YDS	AVG	LG	TD
2012	HOU	0	0	–	–	0	5	3	31	6.2	12	0
2015	NE	2	45	22.5	26	0	0	0	0	–	–	0
TOTALS		2	45	22.5	26	0	5	3	31	6.2	12	0

Additional Statistics:

Fumble – Lost – 5 – 3: 1–0 in 2012, 2–1 in 2013, 1–1 in 2014; 1–1 in 2016

Special Teams Fumble Recoveries – 1: 2012 (1)

Milestones:

NFL Debut: vs. Mia. (9/9/12); **First Start:** vs. Jax. (11/18/12); **First Reception:** at Den. (9/23/12 – 18–yd. pass from QB Matt Schaub); **First TD Reception:** vs. Jax. (11/18/12 – 9–yd. TD pass from QB Matt Schaub)

MARTIN'S CAREER HIGHS

Receptions: 7 at NYJ (12/27/15); Postseason – 2 vs. KC (1/16/16)
Receiving Yards: 68 at NYJ (12/27/15); Postseason – 57 vs. KC (1/16/16)
Receiving TDs: 1 (5 times) Last at Hou. (12/13/15)
Long Reception: 39 at Ind. (10/18/15); Postseason – 42 vs. KC (1/16/16)
Rushes: 1 (5 times) Last at NYJ (12/27/15); Postseason – 1 vs. Cin. (1/5/13)
Rushing Yards: 21 at Den. (9/23/12); Postseason – 16 vs. Cin. (1/5/13)
Long Rush: 21 at Den. (9/23/12); Postseason – 16 vs. Cin. (1/5/13)
Kick Returns: 5 (3 times) Last at SF (10/6/13); Postseason – 1 (2 times) Last at Den. (1/24/16)

Kick Return Yards: 162 vs. Jax. (11/18/12); Postseason – 26 vs. KC (1/16/16)
Long Kick Return: 75 vs. Ten. (12/20/15); Postseason – 26 vs. KC (1/16/16)
Punt Returns: 7 vs. Oak. (11/17/13); Postseason – 3 at NE (1/13/13)
Punt Return Yards: 125 vs. Oak. (11/17/13); Postseason – 17 at NE (1/13/13)
Punt Return TDs: 1 vs. Oak. (11/17/13)
Long Punt Return: 87t vs. Oak. (11/17/13); Postseason – 12 at NE (1/13/13)

MARTIN'S TRANSACTIONS

Originally drafted in the 4th round (121st overall) by Hou. in the 2012 NFL Draft...Traded to NE on 9/17/15...Released by NE on 9/3/16...Signed to a two–year contract with SF on 9/27/16.

2015 (HOUSTON/NEW ENGLAND)

- Appeared in 9 games (8 starts) for New England after being acquired in a trade from Houston on 9/17. Recorded career highs with 24 receipts. for 269 yds. and 2 TDs. Also returned 10 kickoffs for 257 yds. and 8 punts for 92 yds.
- Recorded 3 receipts. for 33 yds. and 1 TD in his Patriots debut vs. Jax. (9/27), including a 13-yd. TD receipt. from QB Tom Brady.
- Set career highs with 7 receipts. for 68 yds. at NYJ (12/27).
- Saw action in 2 playoff games and registered 2 receipts. for 57 yds.

2014 (HOUSTON)

- Saw action in all 16 games for the third time in his career and recorded 6 receipts. for 78 yds. and added 25 punt returns for 154 yds.

2013 (HOUSTON)

- Appeared in all 16 games (1 start) and registered 22 receipts. for 253 yds. and 2 TDs. Finished fourth in the NFL with 947 kick return yds. and sixth in the NFL with 345 punt return yds.
- Set Texans franchise records for the longest punt return (87 yds. for a TD) and most punt return yds. (125 yds.) vs. Oak. (11/17).

2012 (HOUSTON)

- Appeared in all 16 games (1 start) as a rookie and recorded 10 receipts. for 85 yds. and 1 TD. Also added 741 yds. on 31 kick returns and 267 yds. on 10 punt returns.
- Made his first career start and caught his first career TD pass to go along with an NFL season-high 238 total return yds. vs. Jax. (11/18).

COLLEGE

Appeared in 48 games (16 starts) during his four-year career at Michigan State (2008-11). Finished his career ranked second in MSU history in punt return yds. (659), fourth in punt returns (65), eighth in kick return yds. (1,100) and kick returns (47), 10th in all-purpose yds. (4,013), 11th in receipts. (127), 16th in rec. yds. (1,714) and tied for 17th in TD receipts. (10). Earned Honorable Mention All-Big Ten accolades by the coaches as a senior. Appeared in 14 games as a senior in 2011, and finished second on team with 66 receipts. for 777 yds. and 4 TDs. Also recorded 25 punt returns for 274 yds. and 1 TD and totaled 1,194 all-purpose yds. in 2011. As a junior, saw action in 11 games (4 starts) and registered 32 receipts. for 394 yds. and 1 TD with 1,134 all-purpose yds. In 2009, appeared in 13 games (2 starts) as a sophomore and totaled a career-high 1,451 all-purpose yds. (219 rushing, 411 rec. yds., 156 punt return yds. and 665 kick return yds.). Played in 10 games as a true freshman in 2008 and recorded 11 receipts. for 132 yds.

PERSONAL

- Majored in sociology at Michigan State.
- Attended John Glenn (Westland, MI) HS, where he earned all-conference honors as a quarterback in 2007 after accounting for 1,551 total yds. and 17 TDs. Also was a division 1 all-state selection as a defensive back in 2007
- Born Keshawn Martin (3/15/90) in Inkster, MI.

INJURY REPORT

2015: Inactive five games [vs. NYJ (10/15), vs. Mia. (10/29), vs. Was. (11/8), at NYG (11/15) and vs. Buf. (11/23)] with a hamstring injury.

MARTIN'S GAME-BY-GAME

2012 Receiving (Houston)

Date	Opp	W/L	P/S	Rec	Yds	Avg	Lg	TD
Sep 9	Mia	W	1/0	0	0	-	-	0
Sep 16	at Jax	W	1/0	0	0	-	-	0
Sep 23	at Den	W	1/0	2	20	10.0	18	0
Sep 30	Ten	W	1/0	2	19	9.5	17	0
Oct 8	at NYJ	W	1/0	0	0	-	-	0
Oct 14	GB	L	1/0	2	24	12.0	12	0
Oct 21	Bal	W	1/0	0	0	-	-	0
Nov 4	Buf	W	1/0	0	0	-	-	0
Nov 11	at Chi	W	1/0	0	0	-	-	0
Nov 18	Jax	W	1/1	1	9	9.0	9t	1
Nov 22	at Det	W	1/0	2	17	8.5	11	0
Dec 2	at Ten	W	1/0	0	0	-	-	0
Dec 10	at NE	L	1/0	1	-4	-4.0	-4	0
Dec 16	Ind	W	1/0	0	0	-	-	0
Dec 23	Min	L	1/0	0	0	-	-	0
Dec 30	at Ind	L	1/0	0	0	-	-	0
TOTALS			16/1	10	85	8.5	18	1

2012 Returns (Houston)

Date	Opp	KR	Yds	Avg	Lg	TD	PR	FC	Yds	Avg	Lg	TD
Sep 9	Mia	0	0	-	-	0	0	0	0	-	-	0
Sep 16	at Jax	0	0	-	-	0	0	0	0	-	-	1
Sep 23	at Den	0	0	-	-	0	0	0	0	-	-	2
Sep 30	Ten	0	0	-	-	0	0	0	0	-	-	3
Oct 8	at NYJ	0	0	-	-	0	0	0	0	-	-	4
Oct 14	GB	3	65	21.7	31	0	1	2	19	19.0	19	0
Oct 21	Bal	1	17	17.0	17	0	4	0	9	2.3	7	0
Nov 4	Buf	3	62	20.7	28	0	2	1	34	17.0	26	0
Nov 11	at Chi	3	66	22.0	23	0	0	1	0	-	-	0
Nov 18	Jax	5	162	32.4	54	0	2	2	76	38.0	71	0
Nov 22	at Det	5	121	24.2	30	0	2	1	10	5.0	7	0
Dec 2	at Ten	1	14	14.0	14	0	4	0	67	16.8	42	0
Dec 10	at NE	2	39	19.5	27	0	2	1	1	0.5	1	0
Dec 16	Ind	1	18	18.0	18	0	2	1	12	6.0	12	0
Dec 23	Min	4	84	21.0	24	0	2	1	16	8.0	11	0
Dec 30	at Ind	3	93	31.0	38	0	1	0	23	23.0	23	0
TOTALS		31	741	23.9	54	0	22	10	267	12.1	71	0

2012 Postseason Receiving (Houston)

Date	Opp	W/L	P/S	Rec	Yds	Avg	Lg	TD
Jan 5	Cin	W	1/0	0	0	-	-	0
Jan 13	at NE	L	1/0	0	0	-	-	0
TOTALS			2/0	0	0	-	-	0

2012 Postseason Returns (Houston)

Date	Opp	KR	Yds	Avg	Lg	TD	PR	FC	Yds	Avg	Lg	TD
Jan 5	Cin	0	0	-	-	0	2	3	14	7.0	11	0
Jan 5	Cin	0	0	-	-	0	3	0	17	5.7	12	0
TOTALS		0	0	-	-	0	5	3	31	6.2	12	0

2013 Receiving (Houston)

Date	Opp	W/L	P/S	Rec	Yds	Avg	Lg	TD
Sep 9	at SD	W	1/0	0	0	-	-	0
Sep 15	Ten	W	1/0	2	37	18.5	32	0
Sep 22	at Bal	L	1/0	2	35	17.5	18	0
Sep 29	Sea	L	1/0	1	6	6.0	6	0
Oct 6	at SF	L	1/0	1	14	14.0	14	0
Oct 13	StL	L	1/0	2	12	6.0	7	0
Oct 20	at KC	L	1/0	0	0	-	-	0
Nov 3	Ind	L	1/0	0	0	-	-	0
Nov 10	at Ari	L	1/0	0	0	-	-	0
Nov 17	Oak	L	1/0	2	32	16.0	23	0
Nov 24	Jax	L	1/0	1	12	12.0	12	0
Dec 1	NE	L	1/1	1	27	27.0	27	0
Dec 5	at Jax	L	1/0	4	28	7.0	14	1
Dec 15	at Ind	L	1/0	1	13	13.0	13	0
Dec 22	Den	L	1/0	4	35	8.8	15t	1
Dec 29	at Ten	L	1/0	1	2	2.0	2	0
TOTALS			16/1	22	253	11.5	32	2

2013 Returns (Houston)

Date	Opp	KR	Yds	Avg	Lg	TD	PR	FC	Yds	Avg	Lg	TD
Sep 9	at SD	4	116	29.0	46	0	3	1	21	7.0	9	0
Sep 15	Ten	4	104	26.0	34	0	5	1	9	1.8	4	0
Sep 22	at Bal	2	55	27.5	29	0	2	1	18	9.0	11	0
Sep 29	Sea	2	52	26.0	28	0	1	3	1	1.0	1	0
Oct 6	at SF	5	120	24.0	49	0	2	1	11	5.5	8	0
Oct 13	StL	3	79	26.3	39	0	0	0	0	-	-	0
Oct 20	at KC	1	22	22.0	22	0	1	1	6	6.0	6	0
Nov 3	Ind	3	83	27.7	32	0	2	1	15	7.5	9	0
Nov 10	at Ari	0	0	-	-	0	2	1	12	6.0	12	0
Nov 17	Oak	2	62	31.0	36	0	7	3	125	17.9	87t	1
Nov 24	Jax	3	60	20.0	24	0	3	1	19	6.3	12	0
Dec 1	NE	2	71	35.5	50	0	1	0	6	6.0	6	0
Dec 5	at Jax	2	40	20.0	24	0	3	2	21	7.0	16	0
Dec 15	at Ind	0	0	-	-	0	2	1	11	5.5	11	0
Dec 22	Den	0	0	-	-	0	5	0	70	14.0	51	0
Dec 29	at Ten	3	83	27.7	42	0	0	4	0	-	-	0
TOTALS		36	947	26.3	50	0	39	21	345	8.8	87t	1

2014 Receiving (Houston)

Date	Opp	W/L	P/S	Rec	Yds	Avg	Lg	TD
Sep 7	Was	W	1/0	0	0	-	-	0
Sep 14	at Oak	W	1/0	0	0	-	-	0
Sep 21	at NYG	L	1/0	1	16	16.0	16	0
Sep 28	Buf	W	1/0	0	0	-	-	0
Oct 5	at Dal	L	1/0	1	7	7.0	7	0
Oct 9	Ind	L	1/0	0	0	-	-	0
Oct 20	at Pit	L	1/0	1	5	5.0	5	0
Oct 26	at Ten	W	1/0	0	0	-	-	0
Nov 2	Phi	L	1/0	0	0	-	-	0
Nov 16	at Cle	W	1/0	1	6	6.0	6	0
Nov 23	Cin	L	1/0	0	0	-	-	0
Nov 30	Ten	W	1/0	1	32	32.0	32	0
Dec 7	at Jax	W	1/0	1	12	12.0	12	0
Dec 14	at Ind	L	1/0	0	0	-	-	0
Dec 21	Bal	W	1/0	0	0	-	-	0
Dec 28	Jax	W	1/0	0	0	-	-	0
TOTALS			16/0	6	78	13.0	32	0

2014 Returns (Houston)

Date	Opp	KR	Yds	Avg	Lg	TD	PR	FC	Yds	Avg	Lg	TD
Sep 7	Was	0	0	-	-	0	0	0	0	-	-	0
Sep 14	at Oak	0	0	-	-	0	0	0	0	-	-	0
Sep 21	at NYG	0	0	-	-	0	0	0	0	-	-	0
Sep 28	Buf	0	0	-	-	0	3	1	10	3.3	10	0
Oct 5	at Dal	0	0	-	-	0	3	1	30	10.0	14	0
Oct 9	Ind	0	0	-	-	0	0	4	0	-	-	0
Oct 20	at Pit	0	0	-	-	0	1	0	1	1.0	1	0
Oct 26	at Ten	0	0	-	-	0	2	2	18	9.0	10	0
Nov 2	Phi	0	0	-	-	0	0	2	0	-	-	0
Nov 16	at Cle	0	0	-	-	0	2	3	5	2.5	3	0
Nov 23	Cin	0	0	-	-	0	2	2	7	3.5	4	0
Nov 30	Ten	0	0	-	-	0	2	2	20	10.0	11	0
Dec 7	at Jax	0	0	-	-	0	1	1	21	21.0	21	0
Dec 14	at Ind	0	0	-	-	0	3	3	6	2.0	4	0
Dec 21	Bal	0	0	-	-	0	4	1	24	6.0	11	0
Dec 28	Jax	1	19	19.0	19	0	2	2	12	6.0	7	0
TOTALS		1	19	19.0	19	0	25	24	154	6.2	21	0

MARTIN'S GAME-BY-GAME

2015 Receiving (Houston/New England)

Date	Opp	W/L	P/S	Rec	Yds	Avg	Lg	TD
WITH HOUSTON								
Sep 13	KC	L	-	-	INACTIVE	-	-	-
TRADED TO NE ON 9/17								
Sep 20	at Buf	W	-	-	INACTIVE	-	-	-
Sep 27	Jax	W	1/0	3	33	11.0	13t	1
Oct 11	at Dal	W	1/1	2	23	11.5	16	0
Oct 18	at Ind	W	1/1	1	39	39.0	39	0
Oct 25	NYJ	W	-	-	INACTIVE (Hamstring)	-	-	-
Oct 29	Mia	W	-	-	INACTIVE (Hamstring)	-	-	-
Nov 8	Was	W	-	-	INACTIVE (Hamstring)	-	-	-
Nov 15	at NYG	W	-	-	INACTIVE (Hamstring)	-	-	-
Nov 23	Buf	W	-	-	INACTIVE (Hamstring)	-	-	-
Nov 29	at Den	L	1/1	1	8	8.0	8	0
Dec 6	Phi	L	1/1	3	45	15.0	19	0
Dec 13	at Hou	W	1/1	3	23	7.7	13	1
Dec 20	Ten	W	1/1	3	26	8.7	11	0
Dec 27	at NYJ	L	1/1	7	68	9.7	24	0
Jan 3	at Mia	L	1/1	1	4	4.0	4	0
TOTALS			9/8	24	269	11.2	39	2

2015 Returns (Houston/New England)

Date	Opp	KR	Yds	Avg	Lg	TD	PR	FC	Yds	Avg	Lg	TD
WITH HOUSTON												
Sep 13	KC	-	-	-	-	-	-	-	-	-	-	-
TRADED TO NE ON 9/17												
Sep 20	at Buf	-	-	-	-	-	-	-	-	-	-	-
Sep 27	Jax	0	0	-	-	0	0	0	0	-	-	0
Oct 11	at Dal	0	0	-	-	0	0	0	0	-	-	0
Oct 18	at Ind	0	0	-	-	0	0	0	0	-	-	0
Oct 25	NYJ	-	-	-	-	INACTIVE (Hamstring)	-	-	-	-	-	-
Oct 29	Mia	-	-	-	-	INACTIVE (Hamstring)	-	-	-	-	-	-
Nov 8	Was	-	-	-	-	INACTIVE (Hamstring)	-	-	-	-	-	-
Nov 15	at NYG	-	-	-	-	INACTIVE (Hamstring)	-	-	-	-	-	-
Nov 23	Buf	-	-	-	-	INACTIVE (Hamstring)	-	-	-	-	-	-
Nov 29	at Den	0	0	-	-	0	0	0	0	-	-	0
Dec 6	Phi	4	68	17.0	18	0	0	0	0	-	-	0
Dec 13	at Hou	3	67	22.3	23	0	4	0	46	11.5	21	0
Dec 20	Ten	1	75	75.0	75	0	0	0	0	-	-	0
Dec 27	at NYJ	2	47	23.5	27	0	2	2	19	9.5	15	0
Jan 3	at Mia	0	0	-	-	0	2	1	27	13.5	17	0
TOTALS		10	257	25.7	75	0	8	3	92	11.5	21	0

2015 Postseason Receiving (New England)

Date	Opp	W/L	P/S	Rec	Yds	Avg	Lg	TD
Jan 16	KC	W	1/1	2	57	28.5	42	0
Jan 24	at Den	L	1/0	0	0	-	-	0
TOTALS			2/1	2	57	28.5	42	0

2015 Postseason Returns (New England)

Date	Opp	KR	Yds	Avg	Lg	TD	PR	FC	Yds	Avg	Lg	TD
Jan 16	KC	1	26	26.0	26	0	0	0	0	-	-	0
Jan 24	at Den	1	19	19.0	19	0	0	0	0	-	-	0
TOTALS		2	45	22.5	26	0	0	0	0	-	-	0



MARCUS MARTIN

66

POSITION C

HEIGHT 6-3

WEIGHT 321

COLLEGE SOUTHERN CALIFORNIA

BORN 11.29.93 // LOS ANGELES, CA // CRENSHAW HS, LOS ANGELES, CA
3RD YEAR // ACQUIRED D-3A IN '14

2016 HIGHLIGHTS

- Part of an offensive line group that helped the 49ers offense rush for 150 yds. and 3 TDs on 42 carries and did not allow a sack on 35 atts. by QB Blaine Gabbert vs. LA (9/12).

GOLDMINE

- One particular charitable organization caught the attention of Martin back in college - "The Starkey Foundation is an organization that creates hearing aids for kids that are deaf. They go around the country and also out of the states." The Foundation uses hearing, "as a vehicle to reflect caring and sharing and improve the lives of individuals, families and communities around the world."
- Martin grew up in a large family with two brothers and two sisters. Despite being the youngest of five children, he is the first member of his family to go to college. Martin credits two of his family members in particular for making him the man he is today, "Having the guidance and the leadership that I had from my brother and my father, they kept me off the streets, they kept me from doing everything that was wrong and doing positive things."



MARTIN'S GOLDEN NUGGETS

- Started all 22 games in which he has appeared in through his first two seasons.
- Served as a team captain and earned First-Team All-Pac-12 recognition in 2013 at USC.

GOLDMINE (CONTINUED)

- Martin has a passion for charity work and believes in giving back. He has big plans for community work in his hometown of Crenshaw, CA. "I plan on opening up my non-profit and I want to help as many people as I can, touch as many lives as I can," explained Martin. "Coming from where I come from, there's not a lot of hope. So, if I can do anything, I'll pass on some words of advice to the youngsters." He continued, "It's a non-profit that's going to facilitate tutoring and mentorship and kind of act as a safe haven for kids to come after school."

MARTIN'S CAREER STATISTICS


GAMES/STARTS – 25/22; 2014 (8/8); 2015 (14/14); 2016 (3/0)

Milestones:

NFL Debut: vs. StL (11/3/14); First Start: vs. StL (11/3/14)

MARTIN'S TRANSACTIONS

Originally the first of three 3rd-round (70th overall) draft choices by SF in 2014.



VANCE McDONALD

89

POSITION TE | HEIGHT 6-4 | WEIGHT 267 | COLLEGE RICE

BORN 6.13.90 // WINNIE, TX // EAST CHAMBERS HS, WINNIE, TX
4TH YEAR // ACQUIRED D-2B IN '13

AWARDS & HONORS

2015: 49ers Community Service Family Award (Co-Recipient)

2016 HIGHLIGHTS

- Hauled in an 8-yd. TD pass from QB Blaine Gabbert vs. LA (9/12), the 4th TD recept. of his career.
- Scored on a career-long 75-yd. TD recept. at Car. (9/18), marking the second-longest TD recept. by a TE in franchise history (TE Ted Kwalick - 81-yd. TD recept. vs. NO (10/22/72).

GOLDMINE

- Along with fellow 49ers TE Garrett Celek and DT Tank Caradine, McDonald visited Haiti in conjunction with Convoy of Hope, working together to teach healthy eating habits and sustainable agriculture techniques to local families. The players also visited an orphanage and local schools to spend time with underprivileged youth. "What I've seen here is just the impact everyone can have. We truly can come together and make a difference for people."
- Growing up, McDonald spent a lot of his time at the Drake Plantation in Winnie, a large open land full of wildlife such as ducks, geese and deer, which his uncle owned. He went fishing, caught crawfish and rode four-wheelers. "I loved just being an outdoorsman," he said. "It's a big agricultural town."
- McDonald grew up in Winnie, Texas, which was discovered to have a large oilfield and currently has about 3,500 residents. "We have three stop lights and any fast food restaurant you can possibly imagine and a bunch of hotels," McDonald said to describe Winnie. "It's a place for truckers to stop off and get some rest and a bite to eat driving off to Louisiana. The whole town is just one highway. Everyone knows everyone's business."



McDONALD'S GOLDEN NUGGETS

- Named a co-recipient of the 49ers Community Service Family Award in 2015 along with his wife, Kendi.
- Hosted a charity event in June of 2015 featuring all 49ers tight ends with proceeds going to the Nicaragua Mission Trip team.
- Spent his draft day at home in Winnie, TX, with his family and closest family friends. "It was a big thing for the small town," he said.

McDONALD'S GAME-BY-GAME

2016

Date	Opp	W/L	P/S	Rec	Yds	Avg	Lg	TD
Sep 12	LA	W	1/1	2	14	7.0	8t	1
Sep 18	at Car	L	1/1	1	75	75.0	75t	1
Sep 25	at Sea	L	1/1	2	4	2.0	2	0
Oct 2	Dal	L	-	-	INACTIVE (Hip)	-	-	-
Oct 6	Arz	L	-	-	INACTIVE (Hip)	-	-	-
Oct 16	at Buf	L	1/1	2	25	12.5	19	0
Oct 23	TB							
Nov 6	NO							
Nov 13	at Arz							
Nov 20	NE							
Nov 27	at Mia							
Dec 4	at Chi							
Dec 11	NYJ							
Dec 18	at Atl							
Dec 24	at LA							
Jan 1	Sea							
TOTALS			4/4	7	118	16.9	75t	2

Special Teams Tackles: 1

MCDONALD'S CAREER STATISTICS

YEAR	TEAM	GP	GS	NO	RECEIVING				ATT	RUSHING			
					YDS	AVG	LG	TD		YDS	AVG	LG	TD
2013	SF	15	4	8	119	14.9	25	0	0	0	–	–	0
2014	SF	8	4	2	30	15.0	21	0	0	0	–	–	0
2015	SF	14	11	30	326	10.9	36	3	0	0	–	–	0
2016	SF	4	4	7	118	16.9	75t	2	0	0	–	–	0
TOTALS		41	23	47	593	12.6	75t	5	0	0	–	–	0

PLAYOFFS

YEAR	TEAM	GP	GS	NO	RECEIVING				ATT	RUSHING			
					YDS	AVG	LG	TD		YDS	AVG	LG	TD
2013	SF	3	0	1	13	13.0	13	0	0	0	–	–	0
TOTALS		3	0	1	13	13.0	13	0	0	0	–	–	0

Additional Statistics:

Fumble – Lost – 1–1: 1–1 in 2014

Special Teams Tackles – 5: 2015 (4); 2016 (1)

Own Fumble Recoveries – 1: 1 in 2015

Milestones:

NFL Debut: vs. GB (9/8/13); **First Start:** vs. Ind. (9/22/13); **First Reception:** vs. GB (9/8/13 – 25–yd. pass from QB Colin Kaepernick); **First TD Reception:** at Sea. (11/22/15 – 19–yd. pass from QB Blaine Gabbert)

MCDONALD'S CAREER HIGHS

Receptions: 7 vs. Arz. (11/29/15); Postseason – 1 at Sea. (1/19/14)

Long Reception: 75t at Car. (9/18/16); Postseason – 13 at Sea. (1/19/14)

Receiving Yards: 75 at Car. (9/18/16); Postseason – 13 at Sea. (1/19/14)

Touchdowns: 1 (5 times) Last at Car. (9/18/16)

MCDONALD'S TRANSACTIONS

Originally the second of two 2nd–round (55th overall) draft choices by SF in 2013...Placed on the Injured Reserve List on 12/9/14.



KYLE NELSON

86

POSITION TE/LS | HEIGHT 6-2 | WEIGHT 240 | COLLEGE NEW MEXICO STATE

BORN 10.3.86 // CHINA SPRINGS, TX // CHINA SPRINGS HS, CHINA SPRINGS, TX
5TH YEAR // ACQUIRED FA IN '14

GOLDMINE

- The Nelson's family secret to football longevity? Become a specialist. Kyle says, "My grandfather told my dad to learn how to long snap and my dad said, 'No, I'm okay. I'll play linebacker.' He played six years in the CFL, but said if he had learned how to long snap, he would have played a little bit more. It's gotten me where I am today, so I owe a lot to my snapping coach, my grandfather and my dad for getting me started."
- Always around football, in the summers, Kyle would help his dad, Mark, when he was coaching in the NCAA and CFL. He worked as ball boy and assisted the equipment staff with laundry. At a young age, Kyle got to see tight knit locker rooms and learned how successful teams work together on and off the field. Mark's career as a football coach meant many moves for the Nelson family. Kyle was born in Norman, OK and growing up, the family moved between Tulsa, OK and Canada three times and Kyle spent time living in George, Kentucky, Arkansas, Texas, Oklahoma and New Mexico before coming to California.
- In the past, Nelson has worked with middle school football players in Phoenix, AZ, teaching them the craft of long snapping as colleges begin recruiting students specifically to fill that role. "It helps the kids get into school," he said. "We do it to get them scholarships, get their school paid for so their parents don't have to."

NELSON'S GOLDEN NUGGETS

- Comes from a football family where he is a third generation member. His father, Mark, is the defensive coordinator for the Ottawa REDBLACKS in the Canadian Football League, with a quarter-century of coaching experience. Mark played in the CFL for six seasons and spent time coaching in the NCAA at Louisville, Arkansas Tech, Baylor and Kentucky. Kyle's grandfather, Roger, was drafted by the Washington Redskins in 1954. He played offensive tackle for 13 seasons for the CFL's Edmonton Eskimos from 1954-67 and was elected into the CFL Hall of Fame in 1985.
- Growing up in Canada, the first sport he played was ice hockey. Following a move to the United States in middle school, he began playing soccer before playing football for the first time his junior year of high school.

GOLDMINE (CONTINUED)

- In his spare time, Nelson enjoys drawing, reading and going hiking. When Kyle was growing up, his family planned hikes on the weekends where he was able to witness the landscape of Arkansas, Georgia, Texas and Arizona. It translated to painting, where Kyle draws pictures of the outdoors such as oceans, forests and mountains. "I like turning color pictures into black and white, charcoal, Sharpies," he said. "It's a nice, relaxing hobby."

NELSON'S CAREER STATISTICS

GAMES/STARTS – 55/0; 2012 (6/0); 2013 (11/0); 2014 (16/0); 2015 (16/0); 2016 (6/0)

Additional Statistics:

Special Teams Tackles – 10: 2014 (4); 2015 (5); 2016 (1)

Milestones:

NFL Debut: vs. Bal. (11/25/12)

NELSON'S TRANSACTIONS

Originally signed as an undrafted free agent by NO on 7/27/11...Waived by NO on 9/3/11...Signed to NO practice squad on 9/4/11...Waived by NO on 9/5/11... Signed to KC practice squad on 9/7/11... Waived by KC on 9/14/11...Signed to Reserve/Future contract by SF on 1/24/12...Waived by SF on 8/31/12...Signed to Phi. practice squad on 9/25/12...Waived by Phi. on 10/2/12...Signed a two-year contract with SD on 11/20/12...Waived by SD on 5/20/13...Claimed off of waivers by SF on 5/21/13...Waived by SF on 7/10/13...Claimed off of waivers by Sea. on 7/11/13...Waived by Sea. on 8/26/13...Signed by Was. on 10/15/13...Waived by Was. on 7/21/14...Signed by SF on 7/25/14...Re-signed with SF on a four-year contract through 2018 on 3/10/15.



QUINTON PATTON

11

POSITION WR | HEIGHT 6-0 | WEIGHT 204 | COLLEGE LOUISIANA TECH

BORN 8.9.90 // LAVERGNE, TN // LAVERGNE HS, LAVERGNE, TN
4TH YEAR // ACQUIRED D-4A IN '13

GOLDMINE

- Patton grew up in a few rough neighborhoods near Nashville, TN, where drug use and violence ran rampant. "I probably have seen everything, people getting shot, all of it," he said. Quinton's friends realized his athletic abilities and made sure he stayed on the proper path. "They'd always tell me, 'No, you're not going to get into anything because we can see you have something that we don't.'"
- Football helped Patton stay out of trouble as a youth. "I put so much time, so much effort in, believed in myself, and wasn't afraid to take a chance," he said. "My chance is football and I always have fun." Patton lives by advice he received from his former junior college football coach, Darian Dulin: "When hard work becomes fun, success will follow. If you aren't working hard and having fun, you're not going to get anything out of it." It's evident on the practice field and in the locker room. Patton makes his friends, teammates and anyone else he encounters put on a smile and laugh.
- Patton learned to cook from his father, Herman, who worked as a chef at Country Pride, a truck stop restaurant in Antioch, TN. "I always used to be in the kitchen, learning and watching them cook everything." Quinton's favorite dish to make is baked chicken with yams, sweet potatoes and brownies for dessert.
- At the 2011 Poinsettia Bowl, Patton showed leadership and maturity when he selflessly gave his bowl gift (a \$300 Best Buy gift card) to a child from the Make-A-Wish Foundation during the bowl's community service event. Why? The child's wish was to go on a shopping spree and Patton was happy to be able to grant that child's wish.

PATTON'S GOLDEN NUGGETS

- He and fellow teammate, WR Bruce Ellington, visited Aspire East Palo Alto Charter School in May of 2015 where the two spoke to K-12 students and took part in playground activities and arm wrestling.
- His football journey started at Coffeyville Community College (Coffeyville, KS) before transferring to Louisiana Tech and becoming a fourth-round draft pick by SF in 2013.

PATTON'S GAME-BY-GAME

2016

Date	Opp	W/L	P/S	Rec	Yds	Avg	Lg	TD
Sep 12	LA	W	1/1	5	60	12.0	35	0
Sep 18	at Car	L	1/1	3	25	8.3	11	0
Sep 25	at Sea	L	1/1	1	8	8.0	8	0
Oct 2	Dal	L	1/1	1	13	13.0	13	0
Oct 6	Arz	L	1/1	2	16	8.0	9	0
Oct 16	at Buf	L	1/1	4	52	13.0	17	0
Oct 23	TB							
Nov 6	NO							
Nov 13	at Arz							
Nov 20	NE							
Nov 27	at Mia							
Dec 4	at Chi							
Dec 11	NYJ							
Dec 18	at Atl							
Dec 24	at LA							
Jan 1	Sea							
TOTALS			6/6	16	174	10.9	35	0

PATTON'S CAREER STATISTICS

YEAR	TEAM	GP	GS	RECEIVING					RUSHING				
				NO	YDS	AVG	LG	TD	ATT	YDS	AVG	LG	TD
2013	SF	6	0	3	34	11.3	29	0	1	26	26.0	26	0
2014	SF	4	0	3	44	14.7	35	0	1	20	20.0	20	0
2015	SF	16	4	30	394	13.1	41	1	1	5	5.0	5	0
2016	SF	6	6	16	174	10.9	35	0	0	0	–	–	0
TOTALS		32	10	52	646	12.4	41	1	3	51	17.0	26	0

PLAYOFFS

YEAR	TEAM	GP	GS	RECEIVING					RUSHING				
				NO	YDS	AVG	LG	TD	ATT	YDS	AVG	LG	TD
2013	SF	3	0	2	25	12.5	23	0	1	–1	–1.0	–1	0
TOTALS		3	0	2	25	12.5	23	0	1	–1	–1.0	–1	0

Additional Statistics:

Special Teams Tackles – 3: 2015 (3)

Fumble – Lost – 1–1: 1–1 in 2014

Kickoff Returns – 9: 2013 (1); 2014 (1); 2015 (6); 2016 (1)

Kickoff Return Yards – 181: 2013 (7); 2014 (24); 2015 (139); 2016 (11)

Milestones:

NFL Debut: vs. GB (9/8/13); **First NFL Start:** vs. Sea. (10/22/15); **First Reception:** at StL (9/26/13 – 0–yd. pass from QB Colin Kaepernick); **First TD**

Reception: vs. Bal. (10/18/15 – 21–yd. pass from QB Colin Kaepernick)

PATTON'S CAREER HIGHS

Receptions: 5 (2 times) Last vs. LA (9/12/16); Postseason – 1 (2 times)

Last at Sea. (1/19/14)

Receiving Yards: 70 vs. Atl. (11/8/15); Postseason – 23 at Car. (1/12/14)

Long Reception: 41 vs. Atl. (11/8/15); Postseason – 23 at Car. (1/12/14)

TD Receptions: 1 vs. Bal. (10/18/15)

Rushes: 1 (3 times) Last vs. Arz. (11/29/15)

Rushing Yards: 26 at Arz. (12/29/13)

Long Rush: 26 at Arz. (12/29/13)

PATTON'S TRANSACTIONS

Originally the first of two 4th–round (128th overall) draft choices by SF in 2013.



BRADLEY PINION

5

POSITION **P** | HEIGHT **6-5** | WEIGHT **229** | COLLEGE **CLEMSON**

BORN **6.1.94** // CONCORD, NC // NORTHWEST CABARRUS HS, CONCORD, NC
 2ND YEAR // ACQUIRED D-5 IN '15

AWARDS & HONORS

2015: 49ers Community Relations Rookie Service Award

GOLDMINE

- Every player has their own unique superstitions and quirks that get them ready for a game of football. For Pinion, it is all about his most important piece of equipment: the shoes. For every practice and game since high school, Pinion has tied his shoes the same way. He takes the laces on his right shoe and wraps them around the bottom, ties them and pushes the knot off to the right side, out of the way. "I like to take care of the important foot first," he says.
- While getting ready for the NFL draft, Pinion added Bikram yoga to his training regimen. In 105-degree heat with 40-percent humidity, he dropped 20 pounds. Pinion also added training at Madabolic Inc. in North Carolina, a hybrid of Cross Fit and Nine Rounds training techniques. "I really started to focus on the small things," said Pinion. "All the small things make the big picture."
- If he wasn't playing football, Pinion would be earning his doctorate in management. With his father, Robert, being a CEO, he has always been interested in owning a business and building relationships with consumers. However, he wouldn't be the first member of his family with a doctorate. His brother, Chris, is top five in his field and is getting his doctorate in physical chemistry at North Carolina, after earning two degrees as an undergrad at South Carolina. Pinion is two classes away from earning his degree, and after he has settled into his NFL career, he plans to finish what he started at Clemson.
- Pinion credits his longtime kicking coach Dan Orner as being the most influential person in his life. While preparing for the NFL Draft, Orner worked out side by side with Bradley, pushing him to get better every step of the way. "Just the way he handles his business and the person that he is," Pinion said. "It's something I try and mimic."
- Pinion's family has a long history of serving in the military. Both of his cousins have served in Iraq, where one worked on tanks and the other went door to door assessing threats. His grandfather on his dad's side, Earl Mason, was about to have a tryout with the Dallas Cowboys as a punter, but he was drafted to serve in the Korean War, where he earned a purple heart. Pinion cites his grandfather as one of his heaviest influences in becoming a punter.

PINION'S GOLDEN NUGGETS

- During his time at Clemson, Pinion worked closely with the "Be The Match Foundation," an organization that works to find matches within the bone marrow registry.
- After never playing pee wee football, Pinion received a football as a Christmas gift from his mother, Lorie, in middle school. His father took him out to the field and asked if he wanted to throw the ball. "I wanted to kick it. I grew up playing soccer," said Pinion. His dad put the ball on his foot like a tee, and Pinion knocked through a 35-yard field goal on his first try. "Do that again," he said. Second try, same result. "I guess you could say that it was a Christmas gift that turned into a dream," he said.

PINION'S GAME-BY-GAME

2016												
Date	Opp	W/L	P/S	No	Yds	Avg	Net	TB	In20	Lg	Blk	
Sep 12	LA	W	1/0	7	319	45.6	40.1	0	1	52	0	
Sep 18	at Car	L	1/0	7	318	45.4	41.4	0	4	55	0	
Sep 25	at Sea	L	1/0	7	319	45.6	32.7	1	2	61	0	
Oct 2	Dal	L	1/0	4	196	49.0	42.8	0	1	65	0	
Oct 6	Arz	L	1/0	7	349	49.9	46.3	0	1	57	0	
Oct 16	at Buf	L	1/0	5	209	41.8	34.6	1	1	57	0	
Oct 23	TB											
Nov 6	NO											
Nov 13	at Arz											
Nov 20	NE											
Nov 27	at Mia											
Dec 4	at Chi											
Dec 11	NYJ											
Dec 18	at Atl											
Dec 24	at LA											
Jan 1	Sea											
TOTALS				6/0	37	1,710	46.2	39.7	2	10	65	0

PINION'S CAREER STATISTICS

<u>YEAR</u>	<u>TEAM</u>	<u>G</u>	<u>NO</u>	<u>YDS</u>	<u>AVG</u>	<u>RET</u>	<u>YDS</u>	<u>NET</u>	<u>TB</u>	<u>IN 20</u>	<u>LG</u>	<u>BLK</u>
2015	SF	16	91	3,969	43.6	43	282	39.4	5	31	62	0
2016	SF	6	37	1,710	46.2	18	202	39.7	2	10	65	0
TOTALS		22	128	5,679	44.4	61	484	39.5	7	41	65	0

Additional Statistics:

Special Teams Tackles – 2: 2015 (2)

Milestones:

NFL Debut: vs. Min. (9/14/15); **First punt inside–20:** vs. Min. (9/14/15)

PINION'S CAREER HIGHS

Punts: 9 (3 times) Last at Chi. (12/6/15)

Gross Average: 49.9 vs. Arz. (10/6/16)

Net Average: 44.8 at Arz. (9/27/15)

Long Punt: 65 vs. Dal. (10/2/16)

Inside–20: 4 (2 times) Last at Car. (9/18/16)

PINION'S TRANSACTIONS

Originally a 5th–round (165th overall) draft choice by SF in 2015.



CHRISTIAN PONDER

15

POSITION QB | HEIGHT 6-2 | WEIGHT 230 | COLLEGE FLORIDA STATE

BORN 2.25.88 // DALLAS, TX // COLLEYVILLE HERITAGE HS, COLLEYVILLE, TX
5TH YEAR // ACQUIRED FA IN '16

GOLDMINE

- In 2013, Ponder and his wife, Samantha, hosted the M.A.D. Wiffleball classic, a celebrity/amateur wiffleball tournament in Scottsdale, Arizona that benefited Make A Difference Ministries (M.A.D.) and local inner city kids within the area. For the youth, Ponder said "It gives them options to learn from examples on how you should grow up and ways to be successful, things they haven't had a chance to do in their lives."



PONDER'S GOLDEN NUGGETS

- Originally drafted 12th overall by the Minnesota Vikings in the 2011 NFL Draft and appeared in 38 games (36 starts) for the team from 2011-14.
- Started all 16 games in 2012 and helped the biggest turnaround in Vikings franchise history, going from 3-13 in 2011 to 10-6 and earning a Wild Card playoff berth in 2012.
- Earned the National Football Foundation/College Football Hall of Fame Scholar-Athlete Award after earning his bachelor's degree in two-and-a-half years, and an MBA before his final year of football at Florida State.
- Married to ESPN's Samantha Ponder, as the two are involved with Make A Difference Ministries in Phoenix, AZ.

PONDER'S GAME-BY-GAME

2016	Date	Opp	W/L	P/S	Att	Cmp	Pct	Yds	TD	Int	Lg	Sk/Yds	Rtg	Rsh	Yds	TD	Total Net Yds.	Pct. Offense
	Sep 12	LA	W	-	-	-	-	-	-	-		INACTIVE	-	-	-	-	-	-
	Sep 18	at Car	L	-	-	-	-	-	-	-		INACTIVE	-	-	-	-	-	-
	Sep 25	at Sea	L	-	-	-	-	-	-	-		INACTIVE	-	-	-	-	-	-
	Oct 2	Dal	L	-	-	-	-	-	-	-		INACTIVE	-	-	-	-	-	-
	Oct 6	Arz	L	-	-	-	-	-	-	-		INACTIVE	-	-	-	-	-	-
	Oct 16	at Buf	L	-	-	-	-	-	-	-		INACTIVE	-	-	-	-	-	-
	Oct 23	TB																
	Nov 6	NO																
	Nov 13	at Arz																
	Nov 20	NE																
	Nov 27	at Mia																
	Dec 4	at Chi																
	Dec 11	NYJ																
	Dec 18	at Atl																
	Dec 24	at LA																
	Jan 1	Sea																
TOTALS				0/0	0	0	-	0	0	0	-	0/0	-	0	0	0	0	-

PONDER'S CAREER STATISTICS

YEAR	TEAM	GP	GS	PASSING										RUSHING				
				ATT	CMP	PCT	YDS	TD	INT	LG	SK	LST	RTG	ATT	YDS	AVG	LG	TD
2011	MIN	11	10	291	158	54.3	1,853	13	13	72	30	164	70.1	28	219	7.8	28	0
2012	MIN	16	16	483	300	62.1	2,935	18	12	65	32	184	81.2	60	253	4.2	29	2
2013	MIN	9	9	239	152	63.6	1,648	7	9	47	27	119	77.9	34	151	4.4	19t	4
2014	MIN	2	1	44	22	50.0	222	0	2	18	6	34	45.8	4	16	4.0	8	1
2016	SF	0	0	0	0	–	0	0	0	–	0	0	–	0	0	–	–	0
TOTALS		38	36	1,057	632	59.8	6,658	38	36	72	95	501	75.9	126	639	5.1	29	7

Additional Statistics:

Fumbles–Lost – 20–11: 6–2 in 2011; 7–5 in 2012; 7–4 in 2013

Milestones:

NFL Debut: at Chi. (10/16/11); **First Career Start:** vs GB (10/23/11); **First Passing TD:** vs GB (10/23/11 – 2–yd. pass to TE Visanthe Shiancoe); **First Rushing TD:** vs SF (9/23/12 – 23–yd. TD); **300–yd. Passing Games:** 2, Last at Was. (10/14/12 – 352 yds.)

PONDER'S CAREER HIGHS

Passes Attempted: 52 at Was. (10/14/12)

Completions: 35 at Was. (10/14/12)

Completion Percentage: 81.0 (17 of 21) vs. Was. (11/7/13)

Passing Yards: 381 vs. Den. (12/4/11)

Long Pass: 72 vs. GB (10/23/11)

QB Rating: 120.2 vs. GB (12/30/12)

Passing Touchdowns: 3 (2 times) Last vs. GB (12/30/12)

Rushes: 7 (2 times) Last at Hou. (12/23/12)

Rushing Yards: 71 vs. Oak. (11/20/11)

Long Rush: 29 at Hou. (12/23/12)

PONDER'S TRANSACTIONS

Originally a 1st–round (12th overall) draft choice by Min. in 2011...Signed a one–year deal with Oak. on 3/13/15...Released by Oak. on 9/5/15...Signed by Den. on 11/25/15...Released by Den. on 12/8/15...Signed a one–year deal with SF on 8/16/16.

2015 (OAKLAND/DENVER)

- Signed with the Oakland Raiders on 3/13 and was released on 9/5.
- Signed with the Denver Broncos on 11/25, was inactive for two games [vs. NE (11/29) and at SD (12/6)] and was released on 12/8.

2014 (MINNESOTA)

- Spent all 16 weeks on the Vikings active roster and appeared in two games (one start).
- In his lone start of the season, completed 22 of 44 atts. for 222 yds. at GB (10/2).

2013 (MINNESOTA)

- Started all nine games in which he appeared and completed 152 of 239 pass atts. (63.6 pct.) for 1,648 yds. and 7 TDs.
- Completed 17 of 21 pass atts. (a career-high 81.0 pct.) for 174 yds. and 2 TDs with 1 INT and a season-high QB rating of 113.1 in the team's 34-27 win vs. Was. (11/7).

2012 (MINNESOTA)

- Started all 16 games for the first time in his career and completed 300 of 483 pass atts. (62.1 pct.) for a career-high 2,935 passing yds. with 18 TDs for a passer rating of 81.2.
- Completed 27 of 35 pass atts. for 245 yds. and 2 TDs with a passer rating of 114.6 at Ind. (9/16).
- Recorded a season-best 352 yds. on a career-high 35 completions with 2 TDs at Was. (10/14).
- Completed 24 of 32 pass atts. (75.0 pct.) for 221 yds. and 2 TDs with a passer rating of 114.2 vs. Det. (11/11).
- Tied a career high with 3 TDs and registered 234 yds. on 16 of 28 atts. for a career high passer rating of 120.2 vs. GB (12/30).

2011 (MINNESOTA)

- Appeared in 11 games, starting the final 10 of the season and completed 158 of 291 pass atts. for 13 TDs.
- Made the first start of his NFL career vs. GB (10/23) and recorded a career-long 72-yd. completion to WR Michael Jenkins and his first career TD pass, a 2-yd. pass to TE Visanthe Shiancoe.
- Completed 18 of 28 pass atts. for 236 yds. and 1 TD with a passer rating of 102.7 in his first career win at Car. (10/30).
- Threw for career highs in yds. (381) and passing TDs (3) on 29 of 47 pass atts. vs. Den. (12/4).

COLLEGE

Played in 35 games over four years (2007-10) at Florida State and ended his Seminoles career ranked third in school history with 22 career wins. Finished his collegiate career with 6,872 yds. on 596 of 965 pass atts. (61.8 percent) with 49 TDs and 30 INTs. Also rushed for 833 yds. on 296 atts. (2.8 avg.) with 10 TDs. Left FSU ranked among the all-time school leaders in most major passing categories: second in career completion percentage, third in total offense, third in completions, fourth in passing yds. and fifth in passing TDs. Threw TD passes in 25 of his final 34 games. As a senior in 2010, threw for career-high 20 TDs in 12 starts, topped 2,000 passing yds. for the third straight season and was a finalist for the Johnny Unitas Golden Arm Award. As a junior, threw for career-high 2,717 yds. (career-high 68.8 pct.) with 14 TDs and just seven INTs and was a finalist for Wuerffel Trophy, Maxwell Award and Manning Award in 2009. Named Florida State's offensive MVP as a sophomore in 2008 after throwing for 2,006 yds. and 14 TDs in 13 starts as a sophomore. Also ran for 423 yds. in his first full season of action, becoming the first Seminoles quarterback to rush for at least 400 yards since Charlie Ward. Appeared in one game as a freshman, recording 105 yds. on 8 of 18 pass atts. with one TD and two INTs.

PERSONAL

- Earned his bachelor's degree in finance in just two-and-a-half years and went on to earn his MBA in May of 2010, playing his final season of football at Florida State with two degrees.
- Attended Heritage (Colleyville, TX) HS, where he recorded 32 total TDs (20 passing, 12 rushing) and earned All-District V and All-Region I Class 5A honors as a senior.
- His father, David Ponder, played defensive tackle at Florida State from 1980-83. He appeared in four games and registered a half sack for the Dallas Cowboys in 1985.
- Married ESPN college football reporter Samantha Ponder in 2012.
- Born Christian Ponder (2/25/88) in Dallas, TX.

INJURY REPORT

2012: Inactive at GB (1/5/13) (NFC-W) with an elbow injury.

2013: Inactive vs. Pit (9/29) with a rib injury and at Bal. (12/8) with a concussion.

PONDER'S GAME-BY-GAME

Only games Ponder has appeared in on offense are listed

2011 (Minnesota)

Date	Opp	W/L	P/S	Att	Cmp	Pct	Yds	TD	Int	Lg	Sk/Yds	Rtg	Total			Pct. Offense	
													Rsh	Yds	TD		Net Yds.
Oct 16	at Chi	L	1/0	17	9	52.9	99	0	0	23	0/0	70.5	1	8	0	107	37.4%
Oct 23	GB	L	1/1	32	13	40.6	219	2	2	72	2/2	59.2	4	31	0	248	57.0%
Oct 30	at Car	W	1/1	28	18	64.3	236	1	0	24	4/7	102.7	4	4	0	233	64.5%
Nov 14	at GB	L	1/1	34	16	47.1	190	0	1	33	3/28	52.3	2	17	0	179	67.3%
Nov 20	Oak	L	1/1	33	19	57.6	211	2	3	42	5/24	59.0	5	71	0	258	83.9%
Nov 27	at Atl	L	1/1	25	17	68.0	186	1	0	39t	4/24	103.1	2	9	0	171	75.7%
Dec 4	Den	L	1/1	47	29	61.7	381	3	2	52t	3/29	90.8	1	12	0	364	74.4%
Dec 11	at Det	L	1/1	21	11	52.4	115	2	3	28	3/28	60.7	2	13	0	100	23.5%
Dec 18	No	L	1/1	31	14	45.2	120	2	1	16t	4/18	63.9	3	34	0	136	65.7%
Dec 24	at Was	W	1/1	13	8	61.5	68	0	0	14	1/1	75.2	4	20	0	87	22.4%
Jan 1	Chi	L	1/1	10	4	40.0	28	0	1	11	1/3	8.3	0	0	0	25	8.3%
TOTALS			11/10	291	158	54.3	1,853	13	13	72	30/164	70.1	28	219	0	1,908	36.2%

2012 (Minnesota)

Date	Opp	W/L	P/S	Att	Cmp	Pct	Yds	TD	Int	Lg	Sk/Yds	Rtg	Total			Pct. Offense	
													Rsh	Yds	TD		Net Yds.
Sep 9	Jac	W	1/1	27	20	74.1	270	0	0	29	2/4	105.5	1	1	0	267	68.6%
Sep 16	at Ind	L	1/1	35	27	77.1	245	2	0	20	4/13	114.6	3	7	0	239	73.1%
Sep 23	SF	W	1/1	35	21	60.0	198	2	0	24	0/0	94.7	7	33	1	231	67.2%
Sep 30	at Det	W	1/1	26	16	61.5	111	0	0	27	2/11	71.2	1	5	0	105	46.3%
Oct 7	Ten	W	1/1	35	25	71.4	258	2	2	45	1/0	87.6	3	31	0	289	66.7%
Oct 14	at Was	L	1/1	52	35	67.3	352	2	2	23	4/25	83.2	4	13	0	340	80.8%
Oct 21	Arz	W	1/1	17	8	47.1	58	1	2	14	3/15	35.5	1	2	0	45	21.5%
Oct 25	TB	L	1/1	35	19	54.3	251	1	1	33	3/22	74.8	4	12	0	241	65.3%
Nov 4	at Sea	L	1/1	22	11	50.0	63	0	1	14	4/19	37.3	5	23	0	67	23.3%
Nov 11	Det	W	1/1	32	24	75.0	221	2	0	54	2/14	114.2	6	22	0	229	56.8%
Nov 25	at Chi	L	1/1	43	22	51.2	159	1	1	25	2/15	58.2	2	6	0	150	58.1%
Dec 2	at GB	L	1/1	25	12	48.0	119	1	2	21	0/0	41.9	6	28	0	147	40.9%
Dec 9	Chi	W	1/1	17	11	64.7	91	0	1	16	1/14	53.8	4	0	0	77	31.0%
Dec 16	at StL	W	1/1	24	17	70.8	131	0	0	14	2/22	83.9	4	6	1	115	35.7%
Dec 23	at Hou	W	1/1	30	16	53.3	174	1	0	32	1/3	81.8	7	48	0	219	63.5%
Dec 30	GB	W	1/1	28	16	57.1	234	3	0	65	1/7	120.2	2	16	0	243	54.7%
TOTALS			16/16	483	300	62.1	2,935	18	12	65	32/184	81.2	60	253	2	3,004	55.8%

2013 (Minnesota)

Date	Opp	W/L	P/S	Att	Cmp	Pct	Yds	TD	Int	Lg	Sk/Yds	Rtg	Total			Pct. Offense	
													Rsh	Yds	TD		Net Yds.
Sep 8	at Det	L	1/1	28	18	64.3	236	1	3	47	3/11	63.1	4	12	0	237	71.8%
Sep 15	at Chi	L	1/1	30	16	53.3	227	1	1	37	1/0	75.3	6	18	0	245	70.0%
Sep 22	Cle	L	1/1	42	25	59.5	228	0	1	37	6/33	64.4	5	46	2	241	73.3%
Oct 27	GB	L	1/1	21	14	66.7	145	0	0	18	3/13	86.4	5	38	1	170	70.0%
Nov 3	at Dal	L	1/1	37	25	67.6	236	1	1	31t	2/12	82.7	4	29	1	253	64.4%
Nov 7	Was	W	1/1	21	17	81	174	2	1	28t	1/5	113.1	2	13	0	182	59.3%
Nov 17	at Sea	L	1/1	22	13	59.1	129	1	2	38t	2/3	53.0	5	0	0	126	37.5%
Nov 24	at GB	T	1/1	30	21	70	233	1	0	31	6/18	103.9	3	-5	0	210	47.0%
Dec 1	Chi	W	1/1	8	3	37.5	40	0	0	32	3/24	54.2	0	0	0	16	3.2%
TOTALS			9/9	239	152	63.6	1,648	7	9	47	27/119	77.9	34	151	4	1,680	30.5%

2014 (Minnesota)

Date	Opp	W/L	P/S	Att	Cmp	Pct	Yds	TD	Int	Lg	Sk/Yds	Rtg	Total			Pct. Offense	
													Rsh	Yds	TD		Net Yds.
Sep 28	Atl	W	1/0	0	0	-	0	0	0	-	0/0	0.0	1	1	0	1	0.2%
Oct 2	at GB	L	1/1	44	22	50.0	222	0	2	18	6/34	45.8	3	15	1	203	67.9%
TOTALS			2/1	44	22	50.0	222	0	2	18	6/34	45.8	4	16	1	204	4.0%



MIKE PURCELL

64

POSITION NT | HEIGHT 6-3 | WEIGHT 303 | COLLEGE WYOMING

BORN 4.20.91 // HIGHLANDS RANCH, CO // HIGHLANDS RANCH HS, HIGHLANDS RANCH, CO
3RD YEAR // ACQUIRED FA IN '13

2016 HIGHLIGHTS

- Registered the first FF of his career at Buf. (10/16), knocking the ball loose from Bills RB Jonathan Williams.

GOLDMINE

- With WWE's WrestleMania 31 at Levi's® Stadium in March of 2015, Purcell took part in combined community efforts throughout the Bay Area. From visits to hospitals and military veteran programs, he got to meet some WWE talent such as the Big Show, Mark Henry and John Cena along the way.



- Purcell comes from a large family, as he is the youngest of five children. He has two older brothers and two older sisters. He often visits Hawaii where the majority of his family resides.

PURCELL'S GOLDEN NUGGETS

- A criminal justice major at Wyoming, if he wasn't playing football he would take after his older brother and become a firefighter.
- Was a multi-sport athlete in high school, which included wrestling and track, as well as football. In addition to those sports, he also played rugby.

PURCELL'S GAME-BY-GAME

2016

Date	Opp	W/L	P/S	Tot	Sol	Ast	Sk	Yds	Int	Yds	PD	FF	FR	Yds
Sep 12	LA	W	1/1	4	2	2	0.0	0.0	0	0	0	0	0	0
Sep 18	at Car	L	1/1	5	2	3	0.0	0.0	0	0	0	0	0	0
Sep 25	at Sea	L	1/1	3	3	0	0.0	0.0	0	0	0	0	0	0
Oct 2	Dal	L	1/1	3	2	1	0.0	0.0	0	0	0	0	0	0
Oct 6	Arz	L	1/1	6	4	2	0.0	0.0	0	0	0	0	0	0
Oct 16	at Buf	L	1/0	2	2	0	0.0	0.0	0	0	0	1	0	0
Oct 23	TB													
Nov 6	NO													
Nov 13	at Arz													
Nov 20	NE													
Nov 27	at Mia													
Dec 4	at Chi													
Dec 11	NYJ													
Dec 18	at Atl													
Dec 24	at LA													
Jan 1	Sea													
TOTALS				6/5	23	15	8	0.0	0.0	0	0	0	1	0

PURCELL'S CAREER STATISTICS

YEAR	TEAM	GP	GS	TACKLES			SACKS	YDS	INTERCEPTIONS				FUMBLES			
				TOT	SOL	AST			INT	YDS	LG	TD	PD	FF	FR	YDS
2013	SF	–	–	–	–	–	PRACTICE SQUAD	–	–	–	–	–	–	–	–	–
2014	SF	2	0	2	2	0	0.0	0.0	0	0	–	0	0	0	0	0
2015	SF	8	3	20	11	9	1.0	4.0	0	0	–	0	0	0	0	0
2016	SF	6	5	23	15	8	0.0	0.0	0	0	–	0	0	1	0	0
TOTALS		16	8	45	28	17	1.0	4.0	0	0	–	0	0	1	0	0

PLAYOFFS

YEAR	TEAM	GP	GS	TACKLES			SACKS	YDS	INTERCEPTIONS				FUMBLES			
				TOT	SOL	AST			INT	YDS	LG	TD	PD	FF	FR	YDS
2013	SF	–	–	–	–	–	PRACTICE SQUAD	–	–	–	–	–	–	–	–	–
TOTALS		–	–	–	–	–	–	–	–	–	–	–	–	–	–	–

Milestones:

NFL Debut: vs. SD (12/20/14); **First Start:** vs. Arz. (11/29/15); **First Sack:** vs. Arz. (11/29/15 – QB Carson Palmer); **First FF:** at Buf. (10/16/16 – RB Jonathan Williams)

PURCELL'S CAREER HIGHS

Total Tackles: 6 vs. Arz. (10/6/16)

Solo: 4 vs. Arz. (10/6/16)

Assists: 3 (2 times) Last at Car. (9/18/16)

Sacks: 1.0 vs. Arz. (11/29/15)

Forced Fumbles: 1 at Buf. (10/16/16)

PURCELL'S TRANSACTIONS

Originally signed as an undrafted free agent by SF on 5/7/13...Waived by SF on 8/31/13...Signed to SF practice squad on 9/2/13...Signed to Reserve/Future contract with SF on 1/21/14...Waived by SF on 8/30/14...Signed to SF practice squad on 8/31/14...Promoted to the SF active roster on 12/19/14.



KEITH REASER

27

POSITION **CB** | HEIGHT **6-0** | WEIGHT **190** | COLLEGE **FLORIDA ATLANTIC**

BORN **7.31.91** // MIAMI, FL // KILLIAN HS, MIAMI, FL
 2ND YEAR // ACQUIRED D-5B IN '14

GOLDMINE

- The strength and conditioning part of football is nothing new to Reaser. He grew up a track star in high school and credits the conditioning of the sport to his success on the field. "I definitely improved my speed. I would give that advice to anybody playing football coming up that wanted to improve their speed, track definitely helps. I definitely think that's the reason I can run the way I do now." In addition to his speed, he displayed his strength at the 2014 NFL Combine. Reaser's 22 reps in the bench press were tied for the most by a cornerback.
- Growing up on the coast in Miami, FL, Reaser enjoyed both fresh and saltwater fishing. "I like the competition of fishing. I don't just go by myself. I don't know exactly what I like about it. Just the challenge of catching fish. I enjoy it."

REASER'S GOLDEN NUGGETS

- Cousin of former Washington Redskins Safety Sean Taylor. Reaser was 16 when Taylor passed away. The two would run, train and watch film together. Reaser said, "He was that family member that you looked up to and said, 'I want to be like him, I want to play like him, I want to dress like him.' He was my idol."
- At the 2014 NFL Combine, he registered 22 reps in the bench press, tied for the most by a CB.
- When he first arrived at FAU, he began on the scout team. He eventually worked his way up for the Owls and became a 5th-round draft pick by SF in the 2014 NFL Draft.

REASER'S GAME-BY-GAME

2016

Date	Opp	W/L	P/S	Tot	Sol	Ast	Sk	Yds	Int	Yds	PD	FF	FR	Yds
Sep 12	LA	W	-	-	INACTIVE (Ankle)				-	-	-	-	-	-
Sep 18	at Car	L	1/0	0	0	0	0.0	0.0	0	0	1	0	0	0
Sep 25	at Sea	L	1/0	3	1	2	0.0	0.0	0	0	0	0	0	0
Oct 2	Dal	L	1/0	1	1	0	0.0	0.0	0	0	0	0	0	0
Oct 6	Arz	L	1/0	2	0	2	0.0	0.0	0	0	0	0	0	0
Oct 16	at Buf	L	1/0	3	3	0	0.0	0.0	0	0	1	0	0	0
Oct 23	TB													
Nov 6	NO													
Nov 13	at Arz													
Nov 20	NE													
Nov 27	at Mia													
Dec 4	at Chi													
Dec 11	NYJ													
Dec 18	at Atl													
Dec 24	at LA													
Jan 1	Sea													
TOTALS			5/0	9	5	4	0.0	0.0	0	0	2	0	0	0

Special Teams Tackles: 2

REASER'S CAREER STATISTICS

YEAR	TEAM	GP	GS	TACKLES					INTERCEPTIONS					FUMBLES			
				TOT	SOL	AST	SACKS	YDS	INT	YDS	LG	TD	PD	FF	FR	YDS	
2014	SF	–	–	–	RESERVE/NON-FOOTBALL INJURY					–	–	–	–	–	–	–	–
2015	SF	13	0	8	6	2	0.0	0.0	0	0	–	0	0	0	0	0	0
2016	SF	5	0	9	5	4	0.0	0.0	0	0	–	0	2	0	0	0	0
TOTALS		18	0	17	11	6	0.0	0.0	0	0	–	0	2	0	0	0	0

Additional Statistics:

Special Teams Tackles – 3: 2015 (1); 2016 (2)

Milestones:

NFL Debut: vs. Min. (9/14/15)

REASER'S CAREER HIGHS

Total Tackles: 5 vs. StL (1/3/16)

Solo: 3 (2 times) Last at Buf. (10/16/16)

Assists: 2 (3 times) Last vs. Arz. (10/6/16)

Passes Defensed: 1 (2 times) Last at Buf. (10/16/16)

REASER'S TRANSACTIONS

Originally the second of two 5th-round (170th overall) draft choices by SF in 2014...Placed on the Reserve/Non-Football Injury List on 8/25/14.



WILL REDMOND

23

POSITION **CB** | HEIGHT **6-0** | WEIGHT **186** | COLLEGE **MISSISSIPPI STATE**

BORN **12.28.93** // MEMPHIS, TN // EAST HS, MEMPHIS, TN
 ROOKIE // ACQUIRED **D-3** IN '16

GOLDMINE

- Redmond was the starting quarterback for the Manassas (Memphis, TN) Tigers High School football team. Manassas was featured in the documentary, *Undefeated*, which won an Academy Award for Best Documentary Feature in 2012. The film documents the struggles of his high school football team, as they attempted a winning season after years of losing. The team was coached by Bill Courtney, who volunteered for the position.
- One of the first things Redmond did after being drafted by the 49ers was visit Dunbar Elementary School in his hometown of Memphis, TN, to speak to the local 4th and 5th grade students.



REDMOND'S GOLDEN NUGGET

- Redmond was the starting quarterback for the Manassas (Memphis, TN) Tigers high school football team. Manassas was featured in the documentary, *Undefeated*, which won an Academy Award for Best Documentary Feature in 2012.

REDMOND'S GAME-BY-GAME

2016

Date	Opp	W/L	P/S	Tot	Sol	Ast	Sk	Yds	Int	Yds	PD	FF	FR	Yds
Sep 12	LA	W	-	-	-	-	-	-	-	-	-	-	-	-
Sep 18	at Car	L	-	-	-	-	-	-	-	-	-	-	-	-
Sep 25	at Sea	L	-	-	-	-	-	-	-	-	-	-	-	-
Oct 2	Dal	L	-	-	-	-	-	-	-	-	-	-	-	-
Oct 6	Arz	L	-	-	-	-	-	-	-	-	-	-	-	-
Oct 16	at Buf	L	-	-	-	-	-	-	-	-	-	-	-	-
Oct 23	TB													
Nov 6	NO													
Nov 13	at Arz													
Nov 20	NE													
Nov 27	at Mia													
Dec 4	at Chi													
Dec 11	NYJ													
Dec 18	at Atl													
Dec 24	at LA													
Jan 1	Sea													
TOTALS				0/0	0	0	0	0	0	0.0	0.0	0	0	0



REDMOND'S CAREER STATISTICS

YEAR	TEAM	GP	GS	TACKLES				YDS	INT	YDS	INTERCEPTIONS			FUMBLES		
				TOT	SOL	AST	SACKS				LG	TD	PD	FF	FR	YDS
2016	SF	0	0	0	0	0	0.0	0.0	0	0	-	0	0	0	0	0
TOTALS		0	0	0	0	0	0.0	0.0	0	0	-	0	0	0	0	0

REDMOND'S TRANSACTIONS

Originally a 3rd-round (68th overall) draft choice by SF in 2016...Placed on the Injured Reserve List on 9/5/16.



ERIC REID

35

POSITION **S** | HEIGHT **6-1** | WEIGHT **213** | COLLEGE **LOUISIANA STATE**

BORN **12.10.91** // **GEISMAR, LA** // **DUTCHTOWN HS, GEISMAR, LA**
4TH YEAR // **ACQUIRED D-1 IN '13**

AWARDS & HONORS

2013: Pro Bowl, Thomas Herrion Memorial Award, PFWA All-Rookie Team




CAREER HIGHLIGHTS

- In 2013, Reid was one of only three players in the NFL to record 4-or-more INTs and 2-or-more FRs (LB Kiko Alonso 4 INTs/2 FRs; CB Alterraun Verner 5 INTs/2 FRs).

GOLDMINE

- Prior to Super Bowl 50 held at Levi's Stadium, Reid teamed with fellow 49ers RB Carlos Hyde and Hall of Fame DB Ronnie Lott to put on a Super ProCamp in support of the Starkey Hearing Foundation and presented by Safeway.



- In May of 2016, Reid hosted his Second Annual "Eric Reid Invitational," a golf tournament which raises money for the Baton Rouge Sickle Cell Anemia Foundation. The event has brought in more than \$130,000 throughout its first two years.

- Reid's father, Eric Reid, Sr., was a three-time All-American hurdler for LSU from 1984-87 and is a member of the LSU Athletic Hall of Fame.

- In 2015, Levi's Stadium hosted European giants Manchester United F.C. and FC Barcelona as part of the 2015 International Champions Cup North America Presented by Guinness. Reid, along with teammate Joe Staley, participated in the football-fútbol combination and attended a Barcelona practice.



REID'S GOLDEN NUGGETS

- Was the recipient of the Thomas Herrion Memorial Award in 2013, given by the 49ers coaches to the rookie or first-year player who has taken advantage of every opportunity and turned it into a positive situation.
- Prior to WrestleMania 31 held at Levi's® Stadium, along with WWE Superstars, spoke to students about being an ally along with bullying intervention in March of 2015.
- A 2013 Pro Bowl selection, he was the first 49ers rookie safety in franchise history to be named to the Pro Bowl.
- During the 2016 offseason, launched his own website, **EricReidOfficialWebsite.com**.

REID'S GAME-BY-GAME

2016															
Date	Opp	W/L	P/S	Tot	Sol	Ast	Sk	Yds	Int	Yds	PD	FF	FR	Yds	
Sep 12	LA	W	1/1	7	5	2	0.0	0.0	0	0	0	0	0	0	
Sep 18	at Car	L	1/1	9	6	3	0.0	0.0	0	0	0	0	0	0	
Sep 25	at Sea	L	1/1	13	10	3	0.0	0.0	0	0	1	0	0	0	
Oct 2	Dal	L	1/1	5	4	1	0.0	0.0	0	0	1	0	0	0	
Oct 6	Arz	L	1/1	8	2	6	0.0	0.0	0	0	0	1	0	0	
Oct 16	at Buf	L	1/1	7	6	1	0.0	0.0	0	0	1	0	0	0	
Oct 23	TB														
Nov 6	NO														
Nov 13	at Arz														
Nov 20	NE														
Nov 27	at Mia														
Dec 4	at Chi														
Dec 11	NYJ														
Dec 18	at Atl														
Dec 24	at LA														
Jan 1	Sea														
TOTALS				6/6	49	33	16	0.0	0.0	0	0	3	1	0	0

REID'S CAREER STATISTICS

YEAR	TEAM	GP	GS	TACKLES			SACKS	YDS	INT	YDS	INTERCEPTIONS			PD	FUMBLES		
				TOT	SOL	AST					LG	TD	FF		FR	YDS	
2013	SF	16	16	92	69	23	0.0	0.0	4	54	53	0	11	0	1	0	
2014	SF	15	15	55	39	16	0.0	0.0	3	138	73	0	7	0	0	0	
2015	SF	16	16	81	59	22	1.0	3.0	0	0	–	0	7	1	0	0	
2016	SF	6	6	49	33	15	0.0	0.0	0	0	–	0	3	1	0	0	
TOTALS		53	53	277	200	77	1.0	3.0	7	192	73	0	28	2	1	0	

YEAR	TEAM	GP	GS	TACKLES			SACKS	YDS	INT	YDS	INTERCEPTIONS			PD	FUMBLES		
				TOT	SOL	AST					LG	TD	FF		FR	YDS	
2013	SF	3	3	17	11	6	0.0	0.0	0	0	–	0	1	0	0	0	
TOTALS		3	3	17	11	6	0.0	0.0	0	0	–	0	1	0	0	0	

Additional Statistics:

Special Teams Tackles – 15: 2013 (7); 2014 (3); 2015 (5)

Special Teams Fumble Recoveries – 1: 2013 (1)

Milestones:

NFL Debut: vs. GB (9/8/13); **First Start:** vs. GB (9/8/13); **First INT:** vs. GB (9/8/13 – QB Aaron Rodgers); **First FR:** vs. Arz. (10/13/13 – WR Larry Fitzgerald); **First FF:** at Cle. (12/13/15 – WR Brian Hartline); **First Sack:** vs. Cin. (12/20/15 – QB AJ McCarron)

REID'S CAREER HIGHS

Total Tackles: Regular Season – 13 2 times) Last at Sea. (9/25/16);

Postseason – 10 at GB (1/5/14)

Solo: Regular Season – 10 at Sea. (9/25/16); Postseason – 8 at GB (1/5/14)

Assists: Regular Season – 6 vs. Arz. (10/6/16); Postseason – 3 at Sea. (1/19/14)

Sacks: 1.0 vs. Cin. (12/20/15)

Passes Defensed: Regular Season – 2 (2 times) Last vs. StL (1/3/16);

Postseason – 1 at Car. (1/12/14)

Interceptions: 1 (7 times) Last at Sea. (12/14/14)

Interception Yards: 73 at Sea. (12/14/14)

Long Interception Return: 53 vs. Arz. (10/13/13)

Forced Fumbles: 1 (2 times) Last vs. Arz. (10/6/16)

Fumble Recoveries: 1 vs. Arz. (10/13/13)

REID'S TRANSACTIONS

Originally a 1st-round (18th overall) draft choice by SF in 2013.



RASHARD ROBINSON

33

POSITION **CB** | HEIGHT **6-1** | WEIGHT **177** | COLLEGE **LOUISIANA STATE**

BORN **7.23.95** // **POMPANO BEACH, FL** // **ELY HS, POMPANO BEACH, FL**
ROOKIE // **ACQUIRED D-4 IN '16**

2016 HIGHLIGHTS

- Made 5 tackles in his first career start vs. Dal. (10/2) and registered a game-high 3 PDs.

GOLDMINE

- In December of 2015, Robinson partnered with Social Engineers 4 Change (SE4C), a non-profit in his hometown of Pompano Beach, FL, to host the second annual 'Ballin 4 A Cure' Tournament, flag football edition. Proceeds from the 7-on-7 flag football tournament went to asbestos-related cancer awareness and research as well as the Educated Athlete Scholarship Fund.
- Robinson attended Ely High School, which in 2014, was ranked third in the state of Florida for the most NFL draft picks behind St. Thomas Aquinas (Fort Lauderdale, FL) and Northwestern (Miami, FL). Notable NFL alumni from Blanche Ely include Patrick Peterson, Jerome McDougle, Walter McFadden, Al Harris, James Jones, and Corey Simon.



ROBINSON'S GOLDEN NUGGET

- In an effort to give back to his hometown, Robinson partnered with a local non-profit in Pompano Beach, FL, for a 7-on-7 flag football tournament that raised proceeds for cancer awareness.

ROBINSON'S GAME-BY-GAME

2016

Date	Opp	W/L	P/S	Tot	Sol	Ast	Sk	Yds	Int	Yds	PD	FF	FR	Yds	
Sep 12	LA	W	1/0	1	1	0	0.0	0.0	0	0	0	0	0	0	
Sep 18	at Car	L	1/0	1	1	0	0.0	0.0	0	0	0	0	0	0	
Sep 25	at Sea	L	1/0	1	0	1	0.0	0.0	0	0	0	0	0	0	
Oct 2	Dal	L	1/1	5	5	0	0.0	0.0	0	0	3	0	0	0	
Oct 6	Arz	L	1/1	4	3	1	0.0	0.0	0	0	1	0	0	0	
Oct 16	at Buf	L	1/1	5	4	1	0.0	0.0	0	0	0	0	0	0	
Oct 23	TB														
Nov 6	NO														
Nov 13	at Arz														
Nov 20	NE														
Nov 27	at Mia														
Dec 4	at Chi														
Dec 11	NYJ														
Dec 18	at Atl														
Dec 24	at LA														
Jan 1	Sea														
TOTALS				6/3	17	14	3	0.0	0.0	0	0	4	0	0	0

ROBINSON'S CAREER STATISTICS

YEAR	TEAM	GP	GS	TACKLES				YDS	INT	YDS	INTERCEPTIONS			FUMBLES		
				TOT	SOL	AST	SACKS				LG	TD	PD	FF	FR	YDS
2016	SF	6	3	17	14	3	0.0	0.0	0	0	-	0	4	0	0	0
TOTALS		6	3	17	14	3	0.0	0.0	0	0	-	0	4	0	0	0

Milestones:

NFL Debut: vs. LA (9/12/16); **First Start:** vs. Dal. (10/2/16)

ROBINSON'S CAREER HIGHS

Total Tackles: 5 (2 times) Last at Buf. (10/16/16)
Solo: 5 vs. Dal. (10/2/16)

Assists: 1 (3 times) Last at Buf. (10/16/16)
Passes Defended: 3 vs. Dal. (10/2/16)

ROBINSON'S TRANSACTIONS

Originally a 4th-round (133rd overall) draft choice by SF in 2016.



ERIC ROGERS

3

POSITION WR

HEIGHT 6-3

WEIGHT 210

COLLEGE CALIFORNIA LUTHERAN

BORN 2.12.91 // COVINA, CA // CHARTER OAK HS, COVINA, CA
1ST YEAR // ACQUIRED FA IN '16

GOLDMINE

- Rogers' remarkable journey to the NFL has had many twists and turns. As he began at Division III California Lutheran, Rogers took out student loans, applied for financial aid, worked in the cafeteria swiping meal cards and washed uniforms at the football facility on Sunday mornings to help offset the cost of college. "At one point he's the best player in Division III football, and the next he's asking me which cleaner to use to get heavy grass stains out," said Cal Lutheran head coach Ben McEnroe.
- Rogers was raised by strong women who helped keep him out of trouble as a youth growing up. Thanks to his mother, grandmother and sports, Rogers stayed out of trouble. "Football was my getaway," he says. "My mom always told me, 'Be a leader, not a follower. Just because your friends do something, you don't have to.' I took that to heart." His mother, Carrie Barron, works as a home nurse and taught him the value of hard work while his grandmother, Doris, who passed away in 2013, showed him how to deal with adversity. "The best thing I learned from her is no matter what obstacle you face, keep battling," Rogers said. "She had cancer two or three times, went through chemo, and she was always a fighter, a warrior."

ROGERS' GOLDEN NUGGETS

- Rogers' unusual path to the NFL started at California Lutheran, a Division III school in Thousand Oaks, CA. He spent training camp with the Dallas Cowboys in 2013, followed by trips in the Arena Football League with the Portland Thunder and the Canadian Football League with the Calgary Stampeders.
- In 2015 as a member of the CFL's Calgary Stampeders, registered 87 receipts for a league-high 1,448 rec. yds. and 10 TDs.
- Finished his career at California Lutheran University as the school's all-time leader in receipts. (220), rec. yds. (3,461) and rec. TDs (41).

ROGERS' TRANSACTIONS

Originally signed by Dal. as an undrafted free agent on 5/10/13...Waived by Dal. on 8/27/13...Signed Reserve/Future contract with SF on 1/21/16...Placed on the Injured Reserve List on 8/27/16.



JAcOREY SHEPHERD

38

POSITION **CB** | HEIGHT **5-11** | WEIGHT **199** | COLLEGE **KANSAS**

BORN **3.29.93** // MESQUITE, TX // MESQUITE HORN HS, MESQUITE, TX
2ND YEAR // ACQUIRED FA IN '16

GOLDMINE

- Shepherd was heavily involved in the community during his college career as a Jayhawk. During his time at Kansas, he earned the University's Galen Fiss Award for demonstrating exemplary service to community and campus during both his junior and senior seasons for his work with the Big Brothers organization as a mentor as well as participating in several football clinics with both the special needs community and elementary school students in Lawrence, KS.
- As a sophomore at KU, Shepherd listened to a presentation from one of his classmates about the Big Brothers Big Sisters program. Missing his six brothers and sisters from back home, he immediately signed up to help. He became a Big Brother mentor for a young man named Christopher and the two developed a strong relationship during the rest of his college career. "I missed being there for someone," Shepherd said in 2015. "That's why I wanted to be a Big, and help a Little. You can never help enough people. Just by taking a little time out of your day, you can help kids in need."
- Growing up in Mesquite, TX, his family's passion was horses. His uncles worked with them and his mother, Roshunda, passed her knowledge down to her children. During his youth, Shepherd learned to break in colts or tame wild horses in his free time. Currently, he is the owner of a horse named Beast.



SHEPHERD'S GOLDEN NUGGETS

- Developed strong ties with the Big Brothers Big Sisters program while at Kansas and became a Big Brother mentor to a young man named Christopher as a sophomore.
- Finished his college career at Kansas ranked fourth in school history with 1,320 kick return yards.

SHEPHERD'S GAME-BY-GAME

2016

Date	Opp	W/L	P/S	Tot	Sol	Ast	Sk	Yds	Int	Yds	PD	FF	FR	Yds
SIGNED BY SF ON 10/10														
Oct 16	at Buf		1/0	0	0	0	0.0	0.0	0	0	0	0	0	0
Oct 23	TB													
Nov 6	NO													
Nov 13	at Arz													
Nov 20	NE													
Nov 27	at Mia													
Dec 4	at Chi													
Dec 11	NYJ													
Dec 18	at Atl													
Dec 24	at LA													
Jan 1	Sea													
TOTALS			1/0	0	0	0	0.0	0.0	0	0	0	0	0	0

SHEPHERD'S CAREER STATISTICS

YEAR	TEAM	GP	GS	TACKLES					YDS	INTERCEPTIONS					FUMBLES		
				TOT	SOL	AST	SACKS	INT		YDS	LG	TD	PD	FF	FR	YDS	
2015	PHI	–	–	–	–	–	–	–	–	–	–	–	–	–	–	–	–
2016	SF	1	0	0	0	0	0.0	0.0	0	0	–	0	0	0	0	0	0
TOTALS		1	0	0	0	0	0.0	0.0	0	0	–	0	0	0	0	0	0

SHEPHERD'S TRANSACTIONS

Originally a 6th-round (191st overall) draft choice by Phi. in 2015...Placed on the Injured Reserve List on 9/1/15...Waived by Phi. on 9/3/16...Signed to Phi. practice squad on 9/21/16...Released by Phi. on 9/27/16...Signed to Phi. practice squad on 10/3/16...Released by Phi. on 10/7/16...Signed a two-year contract with SF on 10/10/16.

2015 (PHILADELPHIA)

- Placed on the Injured Reserve List on 9/1 and missed the entire season.

COLLEGE


Appeared in 42 games during his four years at Kansas. Finished his college career ranked fourth in school history with 61 kick returns for 1,320 yds. Appeared in 12 games as a senior and earned First-Team All-Big 12 honors from conference coaches and Second-Team All-Big 12 from the Associated Press after leading the team with 3 INTs and 16 PDs. In 2013, appeared in 12 games and registered 45 tackles, 2 INTs and 13 PDs to earn All-Big 12 Honorable Mention honors from the conference coaches. As a sophomore, converted from WR to DB and appeared in 8 games, recording 13 tackles and 3 PDs. As a freshman, appeared in 10 games as a WR and registered 15 receipts. for 252 yds. and 3 TDs.

PERSONAL

- Majored in management and leadership with a minor in entrepreneurship. Named Academic All-Big 12 Second Team during his final three seasons at Kansas.
- Attended Mesquite Horn (Mesquite, TX) HS and lettered for three seasons as a WR, DB, punt returner and QB. Recorded 71 receipts. for 992 yds. and 10 TDs and earned all-state honorable mention honors and all-district as a senior.
- Son of Jonathan and Roshunda Smith and has three brothers and sisters.
- Born JaCorey Shepherd (3/29/93) in Mesquite, TX.

INJURY REPORT

2015: Placed on the Injured Reserve List on 9/1 with a knee injury.



SHAYNE SKOV

56

POSITION LB | HEIGHT 6-3 | WEIGHT 247 | COLLEGE STANFORD

BORN 7.9.90 // PAWLING, NY // TRINITY-PAWLING HS, PAWLING, NY
2ND YEAR // ACQUIRED FA IN '14

GOLDMINE

- In March of 2015, Skov visited Aguascalientes, Mexico, to volunteer at the NFL Tochito, a national flag football tournament, a program sponsored by NFL Play 60. In addition to giving all the participants football tips, he gave a motivational speech to all of the under-14 participants, took photos, signed autographs and presented teams with awards.



- Originally born in San Francisco, it took a move to Guadalajara, Mexico, for Skov to find his love for football. After following the lead of his younger brother, Patrick, Skov joined a local team called the Carneros, or Rams. Teaming up with his brother, Shayne helped lead the Carneros to multiple championships amongst the teams in the private leagues of Guadalajara, Monterey and Mexico City.

SKOV'S GOLDEN NUGGETS

- In his spare time during college, he would be on his computer "coding" as part of his interest in computer science.
- Is a descendant of the famous Ghiradelli chocolateer, Domingo Ghiradelli.
- Is a member of an exclusive list of Hispanic players to make it to the NFL.

SKOV'S GAME-BY-GAME

2016															
Date	Opp	W/L	P/S	Tot	Sol	Ast	Sk	Yds	Int	Yds	PD	FF	FR	Yds	
Sep 12	LA	W	-	PRACTICE SQUAD					-	-	-	-	-	-	-
Sep 18	at Car	L	-	PRACTICE SQUAD					-	-	-	-	-	-	-
PROMOTED TO SF ACTIVE ROSTER ON 9/21															
Sep 25	at Sea	L	1/0	0	0	0	0.0	0.0	0	0	0	0	0	0	
Oct 2	Dal	L	1/0	0	0	0	0.0	0.0	0	0	0	0	0	0	
Oct 6	Arz	L	1/0	0	0	0	0.0	0.0	0	0	0	0	0	0	
Oct 16	at Buf	L	1/0	0	0	0	0.0	0.0	0	0	0	0	0	0	
Oct 23	TB														
Nov 6	NO														
Nov 13	at Arz														
Nov 20	NE														
Nov 27	at Mia														
Dec 4	at Chi														
Dec 11	NYJ														
Dec 18	at Atl														
Dec 24	at LA														
Jan 1	Sea														
TOTALS				4/0	0	0	0	0.0	0.0	0	0	0	0	0	

Special Teams Tackles: 4

SKOV'S CAREER STATISTICS

YEAR	TEAM	GP	GS	TACKLES				YDS	INT	INTERCEPTIONS				FUMBLES		
				TOT	SOL	AST	SACKS			YDS	LG	TD	PD	FF	FR	YDS
2014	SF	-	-	-	-	PRACTICE SQUAD		-	-	-	-	-	-	-	-	
2015	SF	15	0	0	0	0	0.0	0.0	0	0	-	0	0	0	0	
2016	SF	4	0	0	0	0	0.0	0.0	0	0	-	0	0	0	0	
TOTALS		19	0	0	0	0	0.0	0.0	0	0	-	0	0	0	0	

Additional Statistics:

Special Teams Tackles - 8: 2015 (4); 2016 (4)

Milestones:

NFL Debut: vs. Min. (9/14/15)

SKOV'S TRANSACTIONS

Originally signed as an undrafted free agent by SF on 5/12/14...Waived by SF on 8/30/14...Signed to SF practice squad on 8/31/14...Waived by SF on 9/15/14...Signed to TB practice squad on 9/24/14...Waived by TB on 10/21/14...Signed to SF practice squad on 11/11/14...Signed Reserve/Future contract with SF on 1/10/15...Waived by SF on 12/5/15...Re-signed by SF on 12/8/15...Waived by SF on 9/3/16...Signed to SF practice squad on 9/4/16...Promoted to SF active roster on 9/21/16.



TORREY SMITH

82

POSITION WR | HEIGHT 6-0 | WEIGHT 205 | COLLEGE MARYLAND

BORN 1.26.89 // FALMOUTH, VA // STAFFORD HS, FALMOUTH, VA
6TH YEAR // ACQUIRED FA IN '15

AWARDS & HONORS

- 2011:** AFC Special Teams Player of the Week (Week 11), Diet Pepsi Rookie of the Week (Week 11)
- 2012:** GMC "Never Say Never" Moment of the Year (Week 3)
- 2014:** Baltimore Ravens Walter Payton Man of the Year Award
- 2015:** 49ers Community Service Family Award (Co-Recipient)

CAREER HIGHLIGHTS

- Finished his time in Baltimore as the Ravens career leader in yds.-per-catch avg. (16.9), registering 213 receipts. for 3,591 yds. and 30 TDs.
- His 30 career rec. TDs rank second in Ravens franchise history, trailing only TE Todd Heap (41 rec. TDs).
- Led the Ravens with a career-high 11 TD receipts. in 2014, becoming the first Ravens player with 10-or-more TD receipts. since WR Michael Jackson had 14 in 1996.
- Registered a career-high 166 rec. yds. and 1 TD on 5 receipts. (33.2 avg.) at Buf. (9/29/13).
- With 1,128 rec. yds. in 2013, became the first Ravens player with 1,000-or-more rec. yds. in a season since since WR Derrick Mason had 1,028 rec. yds. in 2009.
- In 2011, became the third rookie to have two games (9/25/11 at StL; 11/2011 vs. Cin.) with 150-or-more rec. yds. and at least 1 TD receipt. in the same season since 1970 (WR Ken Burrow - 2 in 1971 and WR Randy Moss - 3 in 1998).
- Registered a career-high 3 TD receipts. at StL (9/25/11) in his first career start.
- Had his first 3 career receipts. go for TDs (74, 41 and 18 yds.) at StL (9/25/11), becoming the first rookie in NFL history and the 12th player since 1991 with 3 TD receipts. in the 1st qtr.
- Owns the Ravens rookie franchise record for most receipts. (50), and rec. yds. (841) and is tied with WR Marlon Brown in rec. TDs (7).
- In 2015, Smith became the first 49ers player to register 3 rec. TDs of 70-or-more yds. in the same season since WR John Taylor accomplished the feat in 1989. He is the first player in the NFL to reach the mark since Cleveland Browns WR Josh Gordon in 2013.

2016 HIGHLIGHTS

- Recorded 3 receipts. for 76 yds. (25.3 avg.) and 1 TD at Buf. (10/16), a 53-yd. TD pass from QB Colin Kaepernick.

SMITH'S GOLDEN NUGGETS

- Named a co-recipient of the 49ers Community Service Family Award in 2015 along with his wife, Chanel, and their son, T.J.
- The Torrey Smith Family Fund provides support for at-risk youth with physical, educational and financial challenges. Visit TorreySmith.org for more information.
- During the 2016 offseason, Smith's family participated in "Best School Day." In an effort to help give students the tools and opportunities they need to succeed, Smith funded every school in East Baltimore. He appeared on the "Late Show with Stephen Colbert" in efforts to promote the cause.
- The "Torrey's Back to School Program" is held each August with the purpose of ensuring that 600 low-income elementary and middle school students have the basic items needed to begin the school year.

SMITH'S GAME-BY-GAME

2016

Date	Opp	W/L	P/S	Rec	Yds	Avg	Lg	TD
Sep 12	LA	W	1/1	2	13	6.5	15	0
Sep 18	at Car	L	1/1	3	55	18.3	28t	1
Sep 25	at Sea	L	1/1	3	35	11.7	13	0
Oct 2	Dal	L	1/1	1	3	3.0	3	0
Oct 6	Arz	L	1/1	0	0	-	-	0
Oct 16	at Buf	L	1/1	3	76	25.3	53t	1
Oct 23	TB							
Nov 6	NO							
Nov 13	at Arz							
Nov 20	NE							
Nov 27	at Mia							
Dec 4	at Chi							
Dec 11	NYJ							
Dec 18	at Atl							
Dec 24	at LA							
Jan 1	Sea							
TOTALS			6/6	12	182	15.2	53t	2

GOLDMINE

- When asked about having such a passion for community involvement and the inspiration behind it, Smith said that it goes back to his youth. He said, “For me, I’ve been giving back to the community since middle school. I actually won an award in middle school, the Martin Luther King Make a Difference Award. I’ve been giving back since day one, even when my family was the one receiving the help. I always felt like your time was just as important as your money. I’ve always given back to the community whether it’s schools or shelters or whatever. I know what a lot of these families are going through and a lot of these kids are going through. I wanted to be that support system for them and that’s why it’s important for me to give back.”
- During his time in Baltimore, Smith started the Torrey Smith Family Fund, which was established to provide youth with the tools they need to identify, unleash, and reach their full potential. . Visit TorreySmith.org for more information in regards to Smith’s numerous efforts throughout the community.
- In April of 2016, Smith held his Fifth Annual Celebrity All-Star Basketball Game, also known as the “Battle of the Beltway” in the Baltimore Area. All proceeds benefited the Torrey Smith Foundation. The Smith Family has been working in collaboration with established nonprofits and corporate partners to create important new programs for Baltimore.
- Throughout the 2016 offseason, Smith used his time and resources to help those affected by the contaminated water supply in Flint, MI. Despite no ties to Michigan, Smith and former teammate, Justin Forsett, teamed with The United Way who helped coordinate school visits along with the donation of bottled water to Loving Hands which is an adult and senior care service.



- In April of 2015, Smith participated in the 137th edition of the White House Easter Egg Roll, which is the largest annual public event at 1600 Pennsylvania Avenue. More than 35,000 people gathered on the South Lawn to participate in egg hunts, live storytelling and fitness zones in conjunction with the First Lady’s “Let’s Move!” initiative.
- After losing his brother in a motorcycle accident the morning of a Sunday Night Football game against the New England Patriots, Smith went on to register 6 receipts. for 127 yds. and 2 TDs as the Ravens defeated the Patriots, 31-30. It marked Smith’s third game with 100-or-more rec. yds. in his career.

- Smith has annually hosted his “Teaming up with Torrey” holiday toy drive, which benefits youth from the Baltimore area’s Dogwood Elementary School, Sarah’s Hope at Hannah Moore homeless shelter and the Boys and Girls Club of Metropolitan Baltimore.
- In April of 2015, Smith participated in the 137th edition of the White House Easter Egg Roll, which is the largest annual public event at 1600 Pennsylvania Avenue. More than 35,000 people gathered on the South Lawn to participate in egg hunts, live storytelling and fitness zones in conjunction with the First Lady’s “Let’s Move!” initiative.



- In May of 2015, Smith transformed a room at Gardenville Elementary (Baltimore, MD) into a literacy oasis with the focus on improving literacy in area schools. He later did the same for Moravia Park Elementary School (Baltimore, MD) two months later in July.
- In July of 2015, Smith joined the First Lady of Virginia, Dorothy McAuliffe, to visit Hollin Meadows Elementary School in Alexandria, VA to promote the Summer Food Service Program (SFSP) and recognize the important role schools play in providing healthy meals to children during the summer. He also recorded a Public Service Announcement (PSA) that is still aired in Virginia schools.



- After a fire destroyed his hometown elementary school in January of 2014, Smith held a school supply drive in Fredericksburg, VA. He also has “Torrey’s Back to School Fun Fest,” held each August with the purpose of ensuring that 600 low-income elementary and middle school students have the basic items needed to begin the school year. Each kid is able to meet Torrey and, with Walmart’s help, receive backpacks filled with all of the necessities to start off the school year successfully.

SMITH'S CAREER STATISTICS

YEAR	TEAM	GP	GS	RECEIVING					RUSHING				
				NO	YDS	AVG	LG	TD	ATT	YDS	AVG	LG	TD
2011	BAL	16	14	50	841	16.8	74t	7	4	39	9.8	16	0
2012	BAL	16	16	49	855	17.4	54	8	3	9	3.0	13	0
2013	BAL	16	16	65	1,128	17.4	74	4	0	0	–	–	0
2014	BAL	16	16	49	767	15.7	53	11	0	0	–	–	0
2015	SF	16	12	33	663	20.1	76t	4	0	0	–	–	0
2016	SF	6	6	12	182	15.2	53t	2	0	0	–	–	0
TOTALS		86	80	258	4,436	17.2	76t	35	7	48	6.9	16	0

PLAYOFFS

YEAR	TEAM	GP	GS	RECEIVING					RUSHING				
				NO	YDS	AVG	LG	TD	ATT	YDS	AVG	LG	TD
2011	BAL	2	1	4	91	22.8	42	1	0	0	–	–	0
2012	BAL	4	4	11	233	21.2	59t	2	1	0	0.0	0.0	0
2014	BAL	2	2	5	90	18.0	35	1	0	0	–	–	0
TOTALS		8	7	20	414	20.7	59t	4	1	0	0.0	0.0	0

Additional Statistics:

Fumble – Lost – 2–0: 1–0 in 2011, 1–0 in 2013

Kick Returns – 1: 2016 (1)

Kick Return Yards – 13: 2016 (13)

Milestones:

NFL Debut: vs. Pit. (9/11/11); **First Start:** at StL (9/25/11); **First Reception:** at StL (9/25/11 – 74–yd. TD pass from QB Joe Flacco); **First TD Reception:** at StL (9/25/11 – 74–yd. TD pass from QB Joe Flacco); **100–yd. Games:** 7, Last at Pit. (9/20/15 – 120 yds.); **Reached 1,000 rec. yds:** vs. NE (9/23/12 – 32–yd. pass from QB Joe Flacco); **Reached 2,000 rec. yds:** at Buf. (9/29/13 – 22–yd. pass from QB Joe Flacco); **Reached 3,000 rec. yds:** at Ind. (10/5/14 – 7–yd. pass from QB Joe Flacco); **Reached 4,000 rec. yds:** vs. Arz. (11/29/15 – 10–yd. pass from QB Blaine Gabbert).

SMITH'S CAREER HIGHS

Receptions: Regular Season – 7 (2 times) Last vs. Cle. (9/15/13);
Postseason – 4 at NE (1/20/13)

Receiving Yards: Regular Season – 166 at Buf. (9/29/13); Postseason –
98 at Den. (1/12/13)

Long Reception: Regular Season – 76t vs. Bal. (10/18/15); Postseason –
59t at Den. (1/12/13)

TD Receptions: Regular Season – 3 at StL (9/25/11); Postseason – 2 at
Den. (1/12/13)

Rushes: 1 (7 times) Last at Cin. (12/30/12)

Long Rush: 16 (2 times) Last vs. Ind. (12/11/11)

SMITH'S TRANSACTIONS

Originally drafted in the 2nd round (58th overall) by Bal. in the 2011 NFL Draft...Signed a five–year contract with SF on 3/11/15.



JOE STALEY

74

POSITION T

HEIGHT 6-5

WEIGHT 315

COLLEGE CENTRAL MICHIGAN

BORN 8.30.84 // ROCKFORD, MI // ROCKFORD HS, ROCKFORD, MI
10TH YEAR // ACQUIRED D-1B IN '07

AWARDS & HONORS

- 2011:** AP All-Pro Second Team, NFC Pro Bowl, Madden Most Valuable Protectors Award (Week 5), All-NFC West Offense by ESPN's Mike Sando
- 2012:** AP Second-Team All-Pro, NFC Pro Bowl selection (Starter), 2012 Madden Most Valuable Protectors Award, Madden Most Valuable Protectors Award (Week 5), Madden Most Valuable Protectors Award (Week 7), Madden Most Valuable Protectors Award (Week 12)
- 2013:** AP Second-Team All-Pro, Pro Bowl, PFWA All-NFL Team
- 2014:** Pro Bowl, Bobb McKittrick Award
- 2015:** Pro Bowl, Bobb McKittrick Award



CAREER HIGHLIGHTS

- Became the first 49ers rookie O-Lineman to start every single game in a season since Cas Banaszek (1968-77), who started all 14 contests in 1968.
- Was 1 of only 3 NFL rookies (former 49ers LB Patrick Willis and Browns LT Joe Thomas) to line up for every single snap in 2007, and was 1 of 35 NFL players overall to accomplish the feat out of 1,898 total players.
- Recovered a fumble for a TD [vs. NYJ (12/7/08)], becoming the 6th offensive lineman in 49ers history to register a TD.

2016 HIGHLIGHTS

- Part of an offensive line group that helped the 49ers offense rush for 150 yds. and 3 TDs on 42 carries and did not allow a sack on 35 atts. by QB Blaine Gabbert vs. LA (9/12).

STALEY'S GOLDEN NUGGETS

- One of eight finalists for the second annual Art Rooney Sportsmanship Award in 2015, presented annually to the NFL player who best demonstrates the qualities of on-field sportsmanship, including fair play, respect for the game and opponents, and integrity in competition.
- During the 2015 offseason, he and his teammates invited Anthony Pineda, a 13-year-old who battled Leukemia, to be a "Captain for the Day" as part of ESPN's "My Wish" program.
- In 2015, Staley was selected as the Bobb McKittrick Award winner for the second consecutive season, which is given annually to the 49ers offensive lineman who best represents the courage, intensity and sacrifice displayed by the longtime offensive line coach, during his 21 years of service to the 49ers. The award was established by the 49ers in 1999, and is voted on by the offensive line.

GOLDMINE

- Entering his sophomore season at Central Michigan, Staley and the football program experienced a coaching change. New head coach Brian Kelly and offensive line coach Jeff Quinn asked him to make the switch to offensive tackle. He agreed and the transformation began where he began to wake up at 2 a.m. to consume a 2,000 calorie weight-gaining shake and would work out twice a day to prepare his body for its new life in the trenches. In the first offseason, Staley added 20 pounds to his lean frame. By the time he was a senior, he reached 290 pounds and went on to become the first Chippewa to be drafted in the first round of the NFL Draft.
- In 2013, Joe was an ambassador for San Francisco's first Electric Run, a 5K race that benefits Smile Train, the world's largest cleft lip and palate charity. The race, which was held at Candlestick Park, raised \$10,000 for Smile Train and more than 8,000 people participated in the event.

- Prior to Super Bowl 50 at Levi's Stadium, Staley gave away a pair of tickets and a signed game-worn jersey to single father Johnel Spivey and his seven-year-old daughter, Jordan. Spivey, 54, had been on dialysis three days a week for the previous six years. Despite surgery, he avoided pain medication so he could stay focused on his daughter's needs.



STALEY'S CAREER STATISTICS

GAMES/STARTS – 136/136; 2007 (16/16); 2008 (16/16); 2009 (9/9); 2010 (9/9); 2011 (16/16); 2012 (16/16); 2013 (16/16); 2014 (16/16); 2015 (16/16); 2016 (6/6)

POSTSEASON GAMES/STARTS – 8/8; 2011 (2/2); 2012 (3/3); 2013 (3/3)

Additional Statistics:

Touchdowns – 1: 2008 [FR in endzone vs. NYJ (12/7/08)]

Receptions – 2: 2011 [17-yd. pass from QB Alex Smith vs. Cle. (10/30/11)]; 2013 [14-yd. pass from QB Colin Kaepernick at Arz. (12/29/13)]

Fumble Recoveries – 6: 2007 (1), 2008 (1), 2009 (2), 2012 (1); 2015 (1)

Milestones:

NFL Debut: vs. Arz. (9/10/07); **First Start:** vs. Arz. (9/10/07); **First Reception:** vs. Cle. (10/30/11 – 17-yd. pass from QB Alex Smith); **First FR:** vs. NYJ (12/7/08 – WR Jason Hill); **First FR Returned for a TD:** vs. NYJ (12/7/08 – recovered WR Jason Hill fumble in the end zone); **100th Career Start:** vs. Chi. (9/14/14)

STALEY'S TRANSACTIONS

Originally the second of two 1st-round (28th overall) draft choices by SF in 2007...Signed a six-year contract extension through 2017 on 6/4/09...Signed a two-year contract extension through 2019 on 7/17/14.



ROD STREATER

81

POSITION WR | HEIGHT 6-2 | WEIGHT 195 | COLLEGE TEMPLE

BORN 2.9.88 // BURLINGTON, NJ // BURLINGTON TOWNSHIP HS, BURLINGTON, NJ
5TH YEAR // ACQUIRED TR IN '16 - KC

AWARDS & HONORS

2015: Oakland Raiders Ed Block Courage Award Recipient

GOLDMINE

- Streater's passion for volunteering in the community came from his mother, Darlene Streater, who passed away in 2014 after battling breast cancer. "She was always so positive," Streater said of his mom in 2015. "She always had a positive vibe around her. Everybody was attracted to her. Whenever she was around people, they just loved her. That's what makes me want to keep giving back."
- As a member of the Oakland Raiders, founded the Rod Streater Foundation in 2014 with the mission to inspire the potential of our local youth by imparting leadership values of respect and responsibility. The signature program of the foundation, "Where's Streater?", focuses on sponsoring free activities that promote healthy lifestyles, technology, culture and the arts and has made visits to Oakland's Chabot Space and Science Center, the San Francisco Zoo, the Monterey Bay Aquarium and the NFL Experience at Super Bowl 50 among others. More information on the Rod Streater Foundation is available at www.rodstreaterfoundation.org.



STREATER'S GOLDEN NUGGETS

- Developed his passion for volunteering from his mother, Darlene. In 2014, he created the Rod Streater Foundation with the mission to impart the values of respect and responsibility to the local youth. The signature program, "Where's Streater?", gives kids the opportunity to go places they wouldn't normally go.
- Streater has always had a passion for art and has incorporated that love into his foundation, partnering with a non-profit organization called CoachArt. In 2015, he earned the CoachArt Courage and Hope Award.
- Named the Raiders Ed Block Courage Award winner for the 2015 season. The award is presented each year to the player that exemplified a commitment to sportsmanship and courage.

STREATER'S GAME-BY-GAME

2016

Date	Opp	W/L	P/S	Rec	Yds	Avg	Lg	TD
Sep 12	LA	W	1/0	0	0	—	—	0
Sep 18	at Car	L	1/0	1	13	13.0	13	0
Sep 25	at Sea	L	1/0	1	19	19.0	19	0
Oct 2	Dal	L	1/0	0	0	—	—	0
Oct 6	Arz	L	1/0	0	0	—	—	0
Oct 16	at Buf	L	1/0	1	16	16.0	16	0
Oct 23	TB							
Nov 6	NO							
Nov 13	at Arz							
Nov 20	NE							
Nov 27	at Mia							
Dec 4	at Chi							
Dec 11	NYJ							
Dec 18	at Atl							
Dec 24	at LA							
Jan 1	Sea							
TOTALS			6/0	3	48	16.0	19	0

GOLDMINE (CONTINUED)

- Since 2014, Streater and former teammate WR Kashif Moore have annually returned home to their alma mater Burlington Township High School to host the Catch Your Dream Football Camp, where 200 local kids go through drills and learn the fundamentals of football.

- During his time with the Raiders, Streater was heavily involved in the local Bay Area community. In 2014, Streater hosted children and family members from UCSF Benioff Children's Hospital Oakland Diabetes Clinic during the holiday season and shared healthy recipes, specifically for children with Type 1 diabetes.



In 2015, he participated in KPIX 5's Domestic Violence Telethon to raise money for Domestic Violence organizations around the Bay Area and the Making Strides Against Breast Cancer Walnut Creek 5K Fundraising Walk, which raised money in support of the American Cancer Society.

- Streater has always had a passion for art and took a few art classes while attending community college. Currently, he is studying to receive his bachelor's degree in digital art and game animation at the Art Institute of Pittsburgh's online program. Streater also integrates his love of art into his foundation, as he has partnered with CoachArt, a non-profit organization dedicated to improving the lives of children with chronic illness by providing free arts and athletics lessons. "As a kid I always loved art. I just wanted to figure out how to introduce kids to art and interact with them, go on field trips or just hang out with them." In 2015, he was honored with the CoachArt Courage and Hope Award, which recognizes an individual in the community who sets a standard of excellence in their professional accomplishments and their personal humanitarianism.

STREATER'S CAREER STATISTICS

YEAR	TEAM	GP	GS	NO	RECEIVING				TD	ATT	RUSHING			
					YDS	AVG	LG	TD			YDS	AVG	LG	TD
2012	OAK	16	2	39	584	15.0	64t	3	0	0	–	–	0	
2013	OAK	16	14	60	888	14.8	66	4	2	17	8.5	9	0	
2014	OAK	3	3	9	84	9.3	17	1	0	0	–	–	0	
2015	OAK	1	0	1	8	8.0	8	0	0	0	–	–	0	
2016	SF	6	0	3	48	16.0	19	0	0	0	–	–	0	
TOTALS		42	19	112	1,612	14.4	66	8	2	17	8.5	9	0	

Additional Statistics:

Fumble – Lost – 2 – 2: 1–1 in 2012, 1–1 in 2013

Milestones:

NFL Debut: vs. SD (9/10/12); **First Start:** vs. SD (9/10/12); **First Reception:** vs. SD (9/10/12 – 8–yd. pass from QB Carson Palmer); **First TD Reception:** vs. SD (9/10/12 – 2–yd. pass from QB Carson Palmer); **100–yd. Games:** 2 Last at NYJ (12/8/13 – 130 yds.); **Reached 1,000 rec. yds:** vs. Phi. (11/3/11 – 18–yd. pass from QB Terrelle Pryor).

STREATER'S CAREER HIGHS

Receptions: 7 at NYJ (12/8/13)

Receiving Yards: 130 at NYJ (12/8/13)

Receiving TDs: 1 (8 times) Last at NYJ (9/7/14)

Long Reception: 66 vs. Phi. (11/3/13)

Rushes: 1 (2 times) Last at Hou. (11/17/13)

Rushing Yards: 9 at Ind. (9/8/13)

Long Rush: 9 at Ind. (9/8/13)

STREATER'S TRANSACTIONS

Originally signed as an undrafted free agent by Oak. on 5/11/12...Re-signed with Oak. on 4/7/15...Signed a one-year contract with KC on 3/12/16...Traded to SF on 9/3/16.

2015 (OAKLAND)

- Saw action in one game [vs. Cin. (9/13)] and registered 1 receipt. for 8 yds.

2014 (OAKLAND)

- Started the first three games of the year and recorded 9 receipts. for 84 yds. and 1 TD.
- Placed on the Injured Reserve List with a foot injury on 10/2.

2013 (OAKLAND)

- Saw action in all 16 games (14 starts) and led the team in receipts. (60) and yds. (888) while adding 4 TDs.
- Registered career highs in receipts. (7) and yds. (130) with 1 TD at NYJ (12/8).

2012 (OAKLAND)

- Appeared in all 16 games (2 starts) as a rookie and recorded 39 receipts. for 584 yds. (15.0 avg.) and 3 TDs.
- Made his NFL debut and first career start vs. SD (9/10) and notched 4 receipts. for 27 yds. and 1 TD.
- Registered 4 receipts. for 100 yds. vs. Den. (12/6).

COLLEGE

Played two years at Temple University after transferring from Alfred (NY) State Junior College. Appeared in 25 career games (16 starts) at Temple and was named *Philadelphia Inquirer* Academic All-Area in both 2010 and 2011. As a senior, ranked third on team with 19 receipts. for 401 yds. and three TDs. As a junior, appeared in all 12 games (7 starts) and finished second on team with 30 receipts. for 481 yds. and four TDs while being named the team's 2010 Newcomer of the Year. Played both wide receiver and safety during his two seasons at Alfred State. In 2009, recorded 24 receipts. for 539 yds. and six TDs and posted 20 tackles, two INTs and one FF.

PERSONAL

- Majored in strategic and organizational communication at Temple.
- While at Alfred (NY) State, was a first-team All-American and All-Region III in the high jump and helped the track team to its third consecutive regional championship in 2009 and a fourth-place finish at the 2009 NJCAA national championships.
- Attended Burlington Township (Burlington, NJ) HS, where he was an all-Patriot division selection at defensive back.
- Born Rod Streater (2/9/88) in Burlington, NJ.

INJURY REPORT

2014: Inactive at Mia. (9/28) and placed on the Injured Reserve List on 10/2 with a foot injury.

STREATER'S GAME-BY-GAME

2012 (Oakland Raiders)

Date	Opp	W/L	P/S	Rec	Yds	Avg	Lg	TD
Sep 10	SD	L	1/1	4	27	6.8	13	1
Sep 16	at Mia	L	1/0	2	19	9.5	13	0
Sep 23	Pit	W	1/0	2	22	11.0	17	0
Sep 30	at Den	L	1/0	0	0	—	—	0
Oct 14	at Atl	L	1/0	3	24	8.0	14	0
Oct 21	Jac	W	1/1	2	41	20.5	23	0
Oct 28	at KC	W	1/0	1	9	9.0	9	0
Nov 4	TB	L	1/0	4	54	13.5	25t	1
Nov 11	at Bal	L	1/0	1	11	11.0	11	0
Nov 18	NO	L	1/0	2	26	13.0	20	0
Nov 25	at Cin	L	1/0	0	0	—	—	0
Dec 2	Cle	L	1/0	3	96	32.0	64t	1
Dec 6	Den	L	1/0	4	100	25.0	58	0
Dec 16	KC	W	1/0	5	62	12.4	19	0
Dec 23	at Car	L	1/0	2	16	8.0	12	0
Dec 30	at SD	L	1/0	4	77	19.3	38	0
TOTALS			16/2	39	584	15.0	64t	3

2013 (Oakland Raiders)

Date	Opp	W/L	P/S	Rec	Yds	Avg	Lg	TD
Sep 8	at Ind	L	1/1	5	70	14.0	18	0
Sep 15	Jax	W	1/1	3	42	14.0	17	0
Sep 23	at Den	L	1/1	3	42	14.0	28	0
Sep 29	Was	L	1/1	2	18	9.0	14	0
Oct 6	SD	W	1/1	3	56	18.7	44t	1
Oct 13	at KC	L	1/1	3	46	15.3	18	0
Oct 27	Pit	W	1/1	4	45	11.3	16	0
Nov 3	Phi	L	1/1	5	98	19.6	66	0
Nov 10	at NYG	L	1/0	1	6	6.0	6	0
Nov 17	at Hou	W	1/0	6	84	14.0	36	1
Nov 24	Ten	L	1/1	5	93	18.6	23	0
Nov 28	at Dal	L	1/1	3	57	19.0	27	0
Dec 8	at NYJ	L	1/1	7	130	18.6	48t	1
Dec 15	KC	L	1/1	4	59	14.8	26	0
Dec 22	at SD	L	1/1	1	2	2.0	2	0
Dec 29	Den	L	1/1	5	40	8.0	14t	1
TOTALS			16/14	60	888	14.8	66	4

2014 (Oakland Raiders)

Date	Opp	W/L	P/S	Rec	Yds	Avg	Lg	TD
Sep 7	at NYJ	L	1/1	5	46	9.2	17	1
Sep 14	Hou	L	1/1	1	6	6.0	6	0
Sep 21	at NE	L	1/1	3	32	10.7	14	0
Sep 28	at Mia	L	—	—	—	INACTIVE (Foot)	—	—
PLACED ON INJURED RESERVE (Foot) ON 10/2								
TOTALS			3/3	9	84	9.3	17	1

2015 (Oakland Raiders)

Date	Opp	W/L	P/S	Rec	Yds	Avg	Lg	TD
Sep 13	Cin	L	1/0	1	8	8.0	8	0
Sep 20	Bal	W	—	—	—	INACTIVE	—	—
Sep 27	at Cle	W	—	—	—	INACTIVE	—	—
Oct 4	at Chi	L	—	—	—	DID NOT PLAY	—	—
Oct 11	Den	L	—	—	—	INACTIVE	—	—
Oct 25	at SD	W	—	—	—	INACTIVE	—	—
Nov 1	NYJ	W	—	—	—	INACTIVE	—	—
Nov 8	at Pit	L	—	—	—	INACTIVE	—	—
Nov 15	Min	L	—	—	—	INACTIVE	—	—
Nov 22	at Det	L	—	—	—	INACTIVE	—	—
Nov 29	at Ten	W	—	—	—	INACTIVE	—	—
Dec 6	KC	L	—	—	—	INACTIVE	—	—
Dec 13	at Den	W	—	—	—	INACTIVE	—	—
Dec 20	GB	L	—	—	—	INACTIVE	—	—
Dec 24	SD	W	—	—	—	INACTIVE	—	—
Jan 3	at KC	L	—	—	—	INACTIVE	—	—
TOTALS			1/0	1	8	8.0	8	0



JAQUISKI TARTT

29

POSITION **S** | HEIGHT **6-1** | WEIGHT **221** | COLLEGE **SAMFORD**

BORN 2.12.92 // MOBILE, AL // DAVIDSON HS, MOBILE, AL
2ND YEAR // ACQUIRED D-2 IN '15

AWARDS & HONORS

2015: Thomas Herrion Memorial Award

GOLDMINE

- Tartt's young football career has been heavily influenced by his family. He played his first year of organized football in 2009 at Davidson HS in Mobile, AL, to honor his grandfather, Alfred Lewis, who passed away during the summer before his senior year. "The football coaches and my friends wanted me to come out and play, and he really wanted me to play. I really wanted to play again ever since he passed away, so I do this in his memory." Additionally, Jaquiski chose to attend Samford University at the urging of his mother, a traveling nurse who wanted to go there herself because of their pharmacy program.
- Drafted by the 49ers in the second round of the 2015 NFL Draft, Tartt reunited with best friend and former high school teammate DB Jimmie Ward. Both products of Davidson High School in Mobile, AL, the pair won the Class 6A Region 1 football championship as the school's starting safeties in 2009.
- While visiting his hometown of Mobile during his youth football camp in July of 2016, Tartt was given the key to the city. "If anybody would have told me I would be getting a key to the city of Mobile, I'd have thought they were crazy. It's a wonderful feeling."
- A two-time All-American and All-Southern Conference selection, Tartt was the first player in Samford school history to be invited to play in the Reese's Senior Bowl. Just the sixth player selected in the NFL draft in school history, Jaquiski holds the distinction of being the first player drafted in the second round or higher from Samford University.



TARTT'S GOLDEN NUGGETS

- Pronounced juh-KWAH-skee.
- Teamed with Next Level Football Camp for his inaugural camp in his hometown of Mobile, AL on July 9, 2016. The goal of the camp was to allow one day of football training to impact the other 364 days of the year by participants being partnered with a mentor/coach from the camp.
- Named the 49ers Thomas Herrion Memorial Award winner for the 2015 season. The award, as voted on by the coaches, was established in 2005 by 49ers owners Denise and John York and is presented to a rookie or first-year player who best represents the dream of Thomas Herrion.
- Became the sixth player selected in the NFL Draft in Samford school history and holds the distinction of being the first player drafted in the second round or higher.
- Reunited with high school teammate and 2014 49ers 1st round pick DB Jimmie Ward. Both are products of Davidson HS in Mobile, AL. The pair won the Class 6A Region 1 football championship as the school's starting safeties in 2009.

TARTT'S GAME-BY-GAME

2016														
Date	Opp	W/L	P/S	Tot	Sol	Ast	Sk	Yds	Int	Yds	PD	FF	FR Yds	
Sep 12	LA	W	1/0	1	1	0	0.0	0.0	0	0	0	0	0	
Sep 18	at Car	L	1/0	3	2	1	0.0	0.0	0	0	0	0	0	
Sep 25	at Sea	L	1/0	2	1	1	0.0	0.0	0	0	0	0	0	
Oct 2	Dal	L	1/0	4	3	1	0.0	0.0	0	0	0	0	0	
Oct 6	Arz	L	1/0	5	3	2	0.0	0.0	0	0	1	0	0	
Oct 16	at Buf	L	-	-	-	-	INACTIVE (Quad)	-	-	-	-	-	-	
Oct 23	TB													
Nov 6	NO													
Nov 13	at Arz													
Nov 20	NE													
Nov 27	at Mia													
Dec 4	at Chi													
Dec 11	NYJ													
Dec 18	at Atl													
Dec 24	at LA													
Jan 1	Sea													
TOTALS				5/0	15	10	5	0.0	0.0	0	0	1	0	0

Special Teams Tackles: 7

TARTT'S CAREER STATISTICS

YEAR	TEAM	GP	GS	TACKLES				INTERCEPTIONS					FUMBLES			
				TOT	SOL	AST	SACKS	YDS	INT	YDS	LG	TD	PD	FF	FR	YDS
2015	SF	15	8	66	57	9	2.0	22.0	1	25	25	0	3	1	0	0
2016	SF	5	0	15	10	5	0.0	0.0	0	0	–	0	1	0	0	0
TOTALS		20	8	81	67	14	2.0	22.0	1	25	25	0	4	1	0	0

Additional Statistics:

Special Teams Tackles – 8: 2015 (1); 2016 (7)

Milestones:

NFL Debut: vs. Min. (9/14/15); **First Sack:** vs. Min. (9/14/15 – QB Teddy Bridgewater); **First Start:** at StL (11/1/15); **First FF:** at StL (11/1/15 – WR Tavon Austin); **First INT:** at Cle. (12/12/15 – QB Johnny Manziel)

TARTT'S CAREER HIGHS

Total Tackles: 10 at Chi. (12/6/15)

Solo: 9 at Chi. (12/6/15)

Assists: 3 vs. Sea. (10/18/15)

Passes Defensed: 2 vs. Atl. (11/8/15)

Forced Fumbles: 1 at StL (11/1/15)

Interceptions: 1 at Cle. (12/13/15)

Interception Yards: 25 at Cle. (12/13/15)

Long Interception Return: 25 at Cle. (12/13/15)

Sacks: 1.0 (2 times) Last at Chi. (12/6/15)

TARTT'S TRANSACTIONS

Originally a 2nd-round (46th overall) draft choice by SF in 2015...Placed on the Active/Non-Football Injury List on 7/31/16...Activated from the Active/Non-Football Injury List on 8/6/16.



JOHN THEUS

71

POSITION OL | HEIGHT 6-6 | WEIGHT 303 | COLLEGE GEORGIA

BORN 1.19.94 // JACKSONVILLE, FL // THE BOLLES SCHOOL, JACKSONVILLE, FL
ROOKIE // ACQUIRED D-5B IN '16

GOLDMINE

- In 2013, Theus took a mission trip to Haiti during spring break with his brother, Nathan, and Georgia teammates, Preston Mobley and Hugh Williams. In the morning, they worked in a village painting and tilling the land and led Bible study in the afternoon. On being in Haiti three years after a devastating earthquake Theus said, "It definitely makes you count your blessings. It was fun to go over there and help whatever way I could."
- Theus' brother, Nathan, played long snapper at Georgia (2012-15) and the two are 18-months apart.



THEUS' GOLDEN NUGGETS

- In 2013, Theus took a mission trip to Haiti during spring break where he worked in a village and led Bible study.
- Theus' brother, Nathan, played long snapper at Georgia (2012-15) and the two went through the NFL Draft process together in 2016.

THEUS' TRANSACTIONS

Originally the second of three 5th-round (145th overall) draft choices by SF in 2016.



ANDREW TILLER

61

POSITION **G** | HEIGHT **6-4** | WEIGHT **324** | COLLEGE **SYRACUSE**

BORN **3.13.89** // CENTRAL ISLIP, NY // CENTRAL ISLIP HS, CENTRAL ISLIP, NY
4TH YEAR // ACQUIRED FA IN '14

2016 HIGHLIGHTS

- Part of an offensive line group that helped the 49ers offense rush for 150 yds. and 3 TDs on 42 carries and did not allow a sack on 35 atts. by QB Blaine Gabbert vs. LA (9/12).

GOLDMINE

- With a few of his 49ers teammates, worked with KABOOM! to help put kids and families first in the San Francisco Bay Area by transforming everyday spaces into places for play. KABOOM! believes that the well-being of society begins with the well-being of children.



TILLER'S GOLDEN NUGGETS

- In 2010, he survived a car accident in which his vehicle was struck by an 18-wheel truck. The car was totaled, but he survived the wreck unscathed.
- Earned First-Team All-Big East honors starting all 12 games at Syracuse in 2011.

GOLDMINE (CONTINUED)

- One of Tiller's inspirations during his football journey has been his cousin who passed away. "We always made a pact that one of us was going to hold the family down. He was either going to do it with his music, or I was going to do it with football. He passed away, so he gave the torch to me and I've got to fulfill that promise."

TILLER'S CAREER STATISTICS

GAMES/STARTS – **19/12**; 2014 (1/0); 2015 (12/7); 2016 (6/5)

Milestones:

NFL Debut: at Sea. (12/14/14); **First Start:** at Sea. (11/22/15)

TILLER'S TRANSACTIONS

Originally a sixth-round (179th pick overall) draft choice by NO in 2012..Waived by NO on 8/31/13...Signed to SD practice squad on 9/25/13...Waived by SD on 9/28/13...Signed to SD practice squad on 10/1/13...Waived by SD on 11/18/13...Signed to GB practice squad on 11/20/13...Signed by GB on 1/6/14...Waived by GB on 8/30/14...Signed to SF practice squad on 10/7/14...Promoted to SF active roster on 12/13/14...Signed to SF practice squad on 9/6/15...Promoted to SF active roster on 10/10/15.



JIMMIE WARD

25

POSITION **DB** | HEIGHT **5-11** | WEIGHT **193** | COLLEGE **NORTHERN ILLINOIS**

BORN **7.18.91** // **MOBILE, AL** // **W.P. DAVIDSON HS, MOBILE, AL**
3RD YEAR // **ACQUIRED D-1 IN '14**

AWARDS & HONORS

2015: Hazeltine Iron Man Award

GOLDMINE

- Growing up in Mobile, AL, Ward knew when to separate himself from others in his neighborhood. Said Ward, “From where I come from, the neighborhood that I grew up in, a lot of people don’t make it out. There’s a lot of stuff. They either flunk out of school, end up having a child so they have to drop out of school and raise that child, or end up going to jail. It really just made me want to do something more than what my peers were doing.” Ward would surround himself with positive influences to help combat the negative. “As I got older I hung out with positive guys. The guys I was hanging with, they wanted to do something with their life too. That really helped me out.”
- While playing youth football, Ward went by the nickname ‘Neko’ and was teammates with former Alabama QB AJ McCarron with the Mobile Youth Football’s Municipal Raiders. He played linebacker for the team that won multiple Youth Bowl Championships in Mobile.
- Ward’s family is no stranger to professional athletics. He is the cousin of current NBA player, Caron Butler.

WARD’S GOLDEN NUGGETS

- Named the 49ers Hazeltine Iron Man Award winner for the 2015 season. The award is named for former linebacker Matt Hazeltine, a 13-year performer who played more seasons at linebacker than any other 49ers player. Known for his durability and dedication, Hazeltine passed away in 1987 from ALS, and Bill Walsh established the award in his honor that year. The award is given annually to the most courageous and inspirational defensive player as voted upon by the defensive coaches.
- On the day he was selected by the 49ers in the 1st round of the 2014 NFL Draft, drove three hours to New Orleans to purchase a new purse for his mother’s birthday. He said, “I never really bought her anything expensive, because you’re a kid. Growing up you would write a card, color a card or just buy a card or simple flowers. That’s the most I ever did. She likes purses, so I just decided to get her a purse. It really didn’t matter how much it cost, you just wanted to see that smile.” His act of generosity shows his true character. “I’m not a selfish person. I just like to see and make other people smile too. It makes me feel better as a person.”
- Was best friends growing up with 49ers 2015 2nd round draft pick, S Jaquiski Tartt. The two were teammates at W.P. Davidson High School in Mobile, AL.

WARD’S GAME-BY-GAME

2016														
Date	Opp	W/L	P/S	Tot	Sol	Ast	Sk	Yds	Int	Yds	PD	FF	FR	Yds
Sep 12	LA	W	1/1	2	2	0	0.0	0.0	0	0	2	0	0	0
Sep 18	at Car	L	1/1	11	8	3	0.0	0.0	0	0	0	0	0	0
Sep 25	at Sea	L	1/1	1	1	0	0.0	0.0	0	0	1	0	0	0
Oct 2	Dal	L	-	-	INACTIVE (Quad)			-	-	-	-	-	-	-
Oct 6	Arz	L	-	-	INACTIVE (Quad)			-	-	-	-	-	-	-
Oct 16	at Buf	L	-	-	INACTIVE (Quad)			-	-	-	-	-	-	-
Oct 23	TB													
Nov 6	NO													
Nov 13	at Arz													
Nov 20	NE													
Nov 27	at Mia													
Dec 4	at Chi													
Dec 11	NYJ													
Dec 18	at Atl													
Dec 24	at LA													
Jan 1	Sea													
TOTALS			3/3	14	11	3	0.0	0.0	0	0	3	0	0	0

WARD'S CAREER STATISTICS

YEAR	TEAM	GP	GS	TACKLES			SACKS	YDS	INT	YDS	INTERCEPTIONS		PD	FUMBLES		
				TOT	SOL	AST					LG	TD		FF	FR	YDS
2014	SF	8	0	23	17	6	0.0	0.0	0	0	–	0	2	0	0	0
2015	SF	16	8	65	51	14	1.0	9.0	1	29	29t	1	5	0	0	0
2016	SF	3	3	14	11	3	0.0	0.0	0	0	–	0	3	0	0	0
TOTALS		27	11	102	79	23	1.0	9.0	1	29	29t	1	10	0	0	0

Additional Statistics:

Special Teams Tackles – 7: 2014 (3); 2015 (4)

Milestones:

NFL Debut: at Dal. (9/7/14); **First Start:** vs. Min. (9/14/15); **First INT:** at Chi. (12/6/15 – QB Jay Cutler); **First INT Returned for a TD:** at Chi. (12/6/15 – QB Jay Cutler); **First Sack:** vs. Cin. (12/20/15 – QB AJ McCarron)

WARD'S CAREER HIGHS

Total Tackles: 11 at Car. (9/18/16)

Solo: 8 at Car. (9/18/16)

Assists: 3 at Car. (9/18/16)

Sacks: 1.0 vs. Cin. (12/20/15)

Interceptions: 1 at Chi. (12/6/15)

Interception Yards: 29t at Chi. (12/6/15)

Passes Defensed: 2 (2 times) Last vs. LA (9/12/16)

WARD'S TRANSACTIONS

Originally a 1st–round (30th overall) draft choice by SF in 2014...Placed on the Injured Reserve List on 11/15/14.



MICHAEL WILHOITE

57

POSITION LB | HEIGHT 6-0 | WEIGHT 240 | COLLEGE WASHBURN

BORN 12.7.86 // TOPEKA, KS // HIGHLAND PARK HS, TOPEKA, KS
5TH YEAR // ACQUIRED FA IN '11

AWARDS & HONORS

2012: Thomas Herrion Award

2016 HIGHLIGHTS

- Recorded 3 tackles and registered his first career 0.5 sack vs. Arz. (10/6), combining with Nick Bellore to take down Cardinals QB Drew Stanton.

GOLDMINE

- Wilhoite took an interesting road to the NFL that began at Division II Washburn University in Topeka, KS. With two redshirt years, one due to an injury, Wilhoite spent six years developing his skills as a safety. Despite playing in the Cactus Bowl, the Division II all-star game, he did not latch on with a NFL team following his final season, in 2010. He later signed with the nearby Omaha Nighthawks of the UFL. "I had never played linebacker in my life until I got to the UFL. I used that experience as a research project. There were former first round picks on the team that I could learn what the NFL was like. The coaches had all worked in the NFL, so I made sure to pay attention to them in case I ever got a shot."
- Wilhoite and his teammates visited San Mateo Juvenile Hall in collaboration with Fresh Lifelines for Youth (FLY) during a 49ers Community Monday event during the 2014 season. The players opened up about their stories of struggle and perseverance, and split into small groups with the youth to discuss emotional triggers, alternatives and goals. "If you put your mind to something and you're focused on something and you want something bad enough, you're going to get it. And for a lot of these kids, they haven't had anybody encourage or motivate them or show them how to get to that point," said Wilhoite. "For us to come and show these kids support and show there are people who care, that's important."

WILHOITE'S GOLDEN NUGGETS

- Played collegiately at Washburn University, a Division II school located in Topeka, KS.
- Began his professional football career with the United Football League's (UFL) Omaha Nighthawks in 2011, where he appeared in four games.
- Following the UFL season, he went back home to work at Finish Line. A motivated Wilhoite earned a spot on the 49ers practice squad after a workout in 2011.

WILHOITE'S GAME-BY-GAME

2016

Date	Opp	W/L	P/S	Tot	Sol	Ast	Sk	Yds	Int	Yds	PD	FF	FR	Yds
Sep 12	LA	W	1/0	0	0	0	0.0	0.0	0	0	0	0	0	0
Sep 18	at Car	L	1/0	0	0	0	0.0	0.0	0	0	0	0	0	0
Sep 25	at Sea	L	1/0	2	1	1	0.0	0.0	0	0	0	0	0	0
Oct 2	Dal	L	1/1	12	10	2	0.0	0.0	0	0	0	0	0	0
Oct 6	Arz	L	1/1	3	2	1	0.5	4.0	0	0	0	0	0	0
Oct 16	at Buf	L	1/1	9	7	2	0.0	0.0	0	0	0	0	0	0
Oct 23	TB													
Nov 6	NO													
Nov 13	at Arz													
Nov 20	NE													
Nov 27	at Mia													
Dec 4	at Chi													
Dec 11	NYJ													
Dec 18	at Atl													
Dec 24	at LA													
Jan 1	Sea													
TOTALS				6/3	26	20	6	0.5	4.0	0	0	0	0	0

Special Teams Tackles: 3



GOLDMINE (CONTINUED)

- A mass media major at Washburn, Wilhoite would one day like to be a sports commentator. While in school, he completed an internship at WIBW radio where he did everything from pre- and post-production to occasionally participating on air.
- Wilhoite worked several part times jobs growing up, including Red Lobster. "I loved the job. I got to talk to people and I really wanted to make sure that their experience was really nice. They were spending good money, so I wanted to take care of them."

- He was the recipient of the 2012 Thomas Herrion Award. The award is presented annually to a rookie or first-year player who has taken advantage of every opportunity, turned it into a positive and made their dream come true like Thomas Herrion and is voted on by the coaches. After signing with the 49ers as an undrafted free agent from Washburn, Wilhoite made the 49ers practice squad and became a special teams captain after he was promoted to the team's active roster in December.

WILHOITE'S CAREER STATISTICS

YEAR	TEAM	GP	GS	TACKLES					INTERCEPTIONS					FUMBLES			
				TOT	SOL	AST	SACKS	YDS	INT	YDS	LG	TD	PD	FF	FR	YDS	
2012	SF	5	0	0	0	0	0.0	0.0	0	0	–	0	0	0	0	0	0
2013	SF	16	2	24	14	10	0.0	0.0	0	0	–	0	1	0	0	0	
2014	SF	16	16	121	72	49	0.0	0.0	2	1	1	0	6	1	0	0	
2015	SF	12	12	86	65	21	0.0	0.0	1	0	0	0	1	0	0	0	
2016	SF	6	3	26	20	6	0.5	4.0	0	0	–	0	0	0	0	0	
TOTALS		55	33	257	171	86	0.5	4.0	3	1	1	0	8	1	0	0	

PLAYOFFS

YEAR	TEAM	GP	GS	TACKLES					INTERCEPTIONS					FUMBLES		
				TOT	SOL	AST	SACKS	YDS	INT	YDS	LG	TD	PD	FF	FR	YDS
2012	SF	3	0	0	0	0	0.0	0.0	0	0	–	0	0	0	0	0
2013	SF	3	0	0	0	0	0.0	0.0	0	0	–	0	0	0	0	0
TOTALS		6	0	0	0	0	0.0	0.0	0	0	–	0	0	0	0	0

Additional Statistics:

Special Teams Tackles: Regular Season – 30: 2012 (7); 2013 (17); 2014 (3); 2016 (3) Postseason – 6: 2012 (3); 2013 (3)

Milestones:

NFL Debut: at StL (12/2/12) **First Start:** at StL (9/26/13); **First FF:** at Arz. (9/21/14 – WR Larry Fitzgerald); **First INT:** at NYG (11/16/14 – QB Eli Manning); **First Sack:** vs. Arz. (10/6/16 – QB QB Drew Stanton)

WILHOITE'S CAREER HIGHS

Total Tackles: 15 at NYG (10/11/15)

Solo: 12 at NYG (10/11/15)

Assists: 7 (2 times) Last vs. SD (12/20/14)

Sacks: 0.5 vs. Arz. (10/6/16)

Passes Defensed: 1 (4 times) Last vs. Bal. (10/18/15)

Forced Fumbles: 1 at Arz. (9/21/14)

Interceptions: 1 (3 times) Last at Bal. (10/18/15)

WILHOITE'S TRANSACTIONS

Originally signed as an undrafted free agent to SF practice squad on 12/14/11...Signed to Reserve/Future contract by SF on 1/24/12...Released by SF on 8/31/12...Signed to SF practice squad on 9/1/12...Signed to SF active roster from practice squad on 11/30/12...Re-Signed with SF on a one-year tender contract on 4/21/14...Re-Signed with SF on a one-year tender contract on 6/10/15.

WILLIAMS' CAREER STATISTICS

YEAR	TEAM	GP	GS	TACKLES					INTERCEPTIONS					FUMBLES			
				TOT	SOL	AST	SACKS	YDS	INT	YDS	LG	TD	PD	FF	FR	YDS	
2011	SF	1	0	1	0	1	0.0	0.0	0	0	–	0	0	0	0	0	0
2012	SF	3	0	6	3	3	0.0	0.0	0	0	–	0	0	0	0	0	0
2013	SF	2	1	4	2	2	0.0	0.0	0	0	–	0	0	0	0	0	0
2014	SF	9	8	41	24	17	1.0	4.0	0	0	–	0	1	0	0	0	0
2015	SF	16	16	85	54	31	1.0	6.0	0	0	–	0	1	1	1	1	0
2016	SF	0	0	0	0	0	0.0	0.0	0	0	–	0	0	0	0	0	0
TOTALS		31	26	137	83	54	2.0	10.0	0	0	–	0	2	1	1	1	0

PLAYOFFS

YEAR	TEAM	GP	GS	TACKLES					INTERCEPTIONS					FUMBLES			
				TOT	SOL	AST	SACKS	YDS	INT	YDS	LG	TD	PD	FF	FR	YDS	
2011	SF	0	0	0	0	0	0.0	0.0	0	0	–	0	0	0	0	0	0
2012	SF	0	0	0	0	0	0.0	0.0	0	0	–	0	0	0	0	0	0
2013	SF	–	–	–	INJURED RESERVE (Ankle)			–	–	–	–	–	–	–	–	–	–
TOTALS		0	0	0	0	0	0.0	0.0	0	0	–	0	0	0	0	0	0

Additional Statistics:

Blocked Kicks – 1: 2015 (1)

Milestones:

NFL Debut: vs. TB (10/9/11); **First Start:** at Sea. (9/15/13); **First Sack:** vs. Phi. (9/28/14 – QB Nick Foles); **First FF:** at Cle. (12/13/15 – RB Glenn Winston); **First FR:** vs. Cin. (12/20/15 – RB Jeremy Hill)

WILLIAMS' CAREER HIGHS

Total Tackles: 9 (4 times) Last at Det. (12/27/15)

Solo: 7 at StL (10/13/14)

Assists: 5 (2 times) Last at StL (11/1/15)

Sacks: 1.0 (2 times) Last vs. Cin. (12/20/15)

Forced Fumbles: 1 at Cle. (12/13/15)

Fumble Recoveries: 1 vs. Cin. (12/20/15)

WILLIAMS' TRANSACTIONS

Originally signed as an undrafted free agent with SF on 7/27/11...Signed a two-year contract extension with SF through 2015 on 3/11/13...Placed on the Injured Reserve List on 9/17/13...Placed on the Injured Reserve List on 11/17/14...Placed on the Reserve/Non-Football Injury List on 7/30/16.



MONDAY, SEPTEMBER 12
LOS ANGELES 0, SAN FRANCISCO 28
LEVI'S® STADIUM



Under the guidance of new head coach Chip Kelly, the 49ers defeated the Los Angeles Rams 28-0 on ESPN's *Monday Night Football* at Levi's Stadium. It marked the first shutout in franchise history on opening day and the 28-point win is the largest margin of victory by the 49ers since 10/27/13 (32 points; 42-10 at Jax.). The 49ers have now won six consecutive season openers and won eight consecutive games *Monday Night Football*, both setting the longest streaks in franchise history. The 49ers defense held the Rams to 10 total first downs and 185 total yds. (65 rushing, 120 passing), the second fewest yds. allowed among all NFL teams in Week 1 of the 2016 season. The 49ers offense scored on a TD on all 4 trips to the red zone and registered 28 first downs, the most by the team since 10/7/12 (29 vs. Buf.). RB Carlos Hyde paced the offense, recording 23 carries for 88 yds. and 2 TDs, his second career multi-TD effort and the 49ers offensive line did not allow a sack on 35 atts. by QB Blaine Gabbert. The 49ers got on the board late in the first quarter, as Hyde finished off a 10-play, 52-yd. drive with an 11-yd. TD run to make the score 7-0. After LB NaVorro Bowman intercepted QB Case Keenum early in the second quarter as the Rams were entering San Francisco territory, RB Shaun Draughn extended the 49ers lead to 14-0 with a 3-yd. TD run, capping off 9-play, 59-yd. drive. Early in the fourth quarter, Gabbert executed a 10-play, 77-yd. drive and found TE Vance McDonald for an 8-yd. TD pass to put the 49ers up 21-0. After the 49ers defense forced a three-and-out, Hyde finished off an 11-play, 80-yd. drive with a 1-yd. TD run, to close out the scoring at 28-0 in favor of the 49ers.

NOTES: San Francisco improved their all-time opening day record to 37-29-1... The **49ers** have now won six consecutive season openers, setting the longest streak in franchise history ... The **49ers** improved to 67-64-3 all-time against the Rams, including a 34-32-2 record at home ... **San Francisco** has now won eight consecutive games on *Monday Night Football*, setting the longest streak in franchise history ... The **49ers** won their 48th career game on *Monday Night Football*, the most in NFL history... Head coach **Chip Kelly** earned his third victory to open a season as a head coach in the NFL ... **Kelly** improved his record to 5-1 as a head coach on *Monday Night Football* ... **Kelly** improves to 2-0 in his career against the Rams ... The **49ers defense** registered the first shut out in franchise history on opening day. It marked the first shut out by the team since 9/30/12 (34-0 at NYJ) ... The **49ers defense** held the Rams to 185 total yds. (65 rushing, 120 passing), ranking 2nd in the NFL in Week 1 ... The 185 yds. by the Rams is the fewest allowed by the **49ers defense** since 12/15/13 [183 (39 rushing, 144 passing) at TB] ... The 120 passing yds. by the Rams is the fewest allowed by the **49ers defense** since 11/23/14 [77 yds. vs. Was.] ... The 28 point win is the largest margin of victory by the **49ers** since 10/27/13 (32 points; 42-10 at Jax.) ... The **49ers offense** registered 28 first downs, the most by the team since 10/7/12 (29 vs. Buf.) ... The **49ers offense** converted 8 of 17 3rd down atts. (47.1 pct.), highest 3rd down pct. since 10/11/15 [8 of 14 (57.1 pct.) at NYG] ... The **49ers offense** scored a TD on all 4 trips to the red zone ... The **49ers defense** registered 2 INTs that the **49ers offense** was able to turn into 14 points ... The **49ers offensive line** did not allow a sack on 35 atts. by QB Blaine Gabbert. It is the first time the 49ers did not allow a sack in a games since 11/8/15 (25 atts. by Gabbert, 1 att. by QB Colin Kaepernick vs. Atl)... The **49ers** committed just 2 penalties, the fewest in a game by the team since 11/9/14 (2 penalties at NO) ... The **49ers offense** rushed for 150 yds. and 3 TDs on 42 carries. It marked the most rushing yds. by the team since 9/14/15 (230 vs. Min.) and it's the most rushing atts. in a game since 9/28/14 (42 atts. vs. Phi.) ... RB **Carlos Hyde** rushed for 88 yds. and 2 TDs on 23 carries ... It marked **Hyde's** fourth and fifth career rushing TDs on opening day, the most among running backs over the last three seasons ... It also marked **Hyde's** second career 2 TD game (9/14/15 vs. Min.) ... RB **Shaun Draughn** added 7 carries for 18 yds. and 1 TD, the 4th of his career ... TE **Vance McDonald** hauled in an 8-yd. TD pass from QB **Blaine Gabbert**, the 4th TD receipt. of his career ... With 1.0 sacks against the Rams, LB **Ahmad Brooks** moved into a tie with DT Dana Stubblefield for third on the franchise's all-time sack list with 46.5 ... DL **Arik Armstead** registered the third sack of his NFL career, taking down QB Case Keenum for a 4-yd. loss ... According to Gamebook Statistics, the **49ers defense** registered 8 passes defensed, the most in the NFL during Week 1 ... LB **NaVorro Bowman** registered the fourth INT of his career and the first since 12/29/13 at Arz. ... LB **Ray-Ray Armstrong** recorded the first INT of his NFL career.

	1st	2nd	3rd	4th	Pts
Los Angeles	0	0	0	0	0
San Francisco	7	7	0	14	28

- SF** – C. Hyde, 11 run (P. Dawson) (10-52, 3:18)
- SF** – S. Draughn, 3 run (P. Dawson) (9-59, 2:44)
- SF** – V. McDonald, 8 pass from B. Gabbert (P. Dawson) (10-77, 3:55)
- SF** – C. Hyde, 1 run (P. Dawson) (11-80, 5:51)

TEAM STATISTICS	LA	SF
First Downs	10	28
Net Yards Gained	185	320
Rushes/Yards	23/65	42/150
Net Yards Passing	120	170
Att/Comp/INT	35/17/2	35/22/0
Sacked/Yards Lost	2/10	0/0
Punts/Average	10/43.1	7/45.6
Fumbles/Lost	0/0	2/1
Penalties/Yards	10/102	2/10
Time of Possession	27:50	32:10
3rd Down Efficiency	3/15 (20%)	8/17 (47%)

RUSHING: RAMS – T. Gurley 17-47, C. Keenum 3-10, M. Brown 1-5, T. Austin 1-2, B. Cunningham 1-1 ... **49ERS** – C. Hyde 23-88-2 TDs, B. Gabbert 8-43, S. Draughn 7-18-1 TD, M. Davis 3-1.

RECEIVING: RAMS – K. Britt 4-67, T. Austin 4-13, B. Quick 3-23, L. Kendrick 2-15, M. Brown 1-8, B. Cunningham 1-7, T. Higbee 1-2, T. Gurley 1-(-5) ... **49ERS** – J. Kerley 7-61, Q. Patton 5-60, S. Draughn 2-18, V. McDonald 2-14-1 TD, T. Smith 2-13, C. Hyde 2-5, G. Celek 1-15, B. Gabbert 1-(-16).

PASSING: RAMS – C. Keenum 35-17-130-2-0 TDs ... **49ERS** – B. Gabbert 35-22-170-0-1 TDs.

INTs: RAMS – None ... **49ERS** – R. Armstrong 1-5, N. Bowman 1-0.

SACKS: RAMS – None ... **49ERS** – A. Brooks 1-6, A. Armstead 1-4.

49ERS TURNOVER RATIO: +1 (LA: 0 fumbles, 2 INTs/SF: 1 fumble, 0 INTs).

Weather: Clear
Temperature: 66 degrees
Wind: Northwest 17 mph
Playing Surface: Grass
Time: 3:05
Attendance: 70,178



SUNDAY, SEPTEMBER 18
SAN FRANCISCO 27, CAROLINA 46
BANK OF AMERICA STADIUM



The 49ers fell to the Carolina Panthers 46–27 at Bank of America Stadium in their first road game of the 2016 season. On the first possession of the game, S Antoine Bethea intercepted Panthers QB Cam Newton off a tipped pass by LB NaVorro Bowman and the 49ers would take the early 3–0 on a 29–yd. FG by K Phil Dawson. After a touchdown by Carolina off a RB Carlos Hyde fumble late in the first quarter, San Francisco would retake the lead at 10–7 as QB Blaine Gabbert connected with WR Torrey Smith for a 28–yd. TD pass. On the ensuing possession, Newton found TE Greg Olsen for a 78–yd. TD pass to retake the lead, 14–10. With one second remaining in the half, K Graham Gano knocked through a 39–yd. FG to give Carolina the 17–10 halftime advantage. In the third quarter, Newton found WR Kelvin Benjamin for TDs on consecutive drives to expand the Panthers lead to 31–10 heading into the fourth quarter. Early in the final frame, LB Gerald Hodges registered a strip–sack of Newton and it was recovered by LB Eli Harold in Panthers territory. The 49ers would take advantage of the turnover with Dawson’s second FG of the day, this time a 39–yd. att. to trim the deficit to 31–13. On the following kickoff, WR Ted Ginn Jr. muffed the kick and RB Shaun Draughn recovered the loose ball on the Panthers 1–yd. line. The next play, Gabbert ran it in from from 1–yd. out to make the score 31–20 early in the fourth quarter. Following a Gano 31–yd. FG, Gabbert connected with TE Vance McDonald for a 75–yd. TD pass, the second–longest TD recept. by a TE in 49ers franchise history, to cut the score to 34–27. However, the Panthers would score on the final three possessions of the game to give the home team the 46–27 win.

NOTES: On the first possession of the game, S **Antoine Bethea** intercepted Panthers QB Cam Newton off a tipped pass by LB **NaVorro Bowman** ... It marked **Bethea's** 1st INT of the season, 19th of his career and his 1st since 12/20/14 vs. SD ... In the 2nd Qtr., **Bethea** forced a fumble by Panthers RB Fozzy Whittaker, marking his 7th career FF and first since 9/28/14 vs. Phi. ... **Bethea** is the first member of the 49ers to record an INT and FF in the same game since he accomplished the feat on 9/28/14 vs. Phi. ... LB **Ray–Ray Armstrong** picked up the FR, his 1st of the season, 2nd of his career and first since 9/26/13 vs. SF, as a member of the Rams ... LB **Gerald Hodges** registered a strip–sack of Panthers QB Cam Newton ... It marked **Hodges'** first full sack and FF of his career ... LB **Eli Harold** recovered the Newton fumble, the 2nd of his career ... The **49ers** registered 4 takeaways on the day (3 FRs and 1 INT) ... Through the first two games of 2016, **San Francisco** has forced 6 opponent turnovers (3 INTs & 3 FRs) ... Their 6 turn–overs in Weeks 1–2 are the most to start a season for the **49ers** since 2003 (9 takeaways – 3 INTs & 6 FRs) ... The **49ers** scored 20 of their 27 points on the day off of Carolina turnovers ... Through two weeks, they have scored 34 points off of opponent turnovers ... WR **Torrey Smith** caught a 28–yd. TD pass from QB **Blaine Gabbert** ... It marked his first TD recept. of the season and 35th of **Smith's** career ... For **Gabbert**, he has now thrown a TD in each game that he has appeared in as a member of the 49ers (11 consecutive games) ... After recovering a muffed kick by Carolina, QB **Blaine Gabbert** scored on a 1–yd. TD run in the 4th Qtr. for his 2nd career rushing TD ... TE **Vance McDonald** scored on a career–long 75–yd. TD recept. in the 4th Qtr. for his 2nd–consecutive game with a TD ... It marked the second–longest TD recept. by a TE in 49ers franchise history [TE Ted Kwalick vs. NO (10/22/72) – 81–yd. TD recept.]. ... The completion was the 2nd–longest TD pass of QB **Blaine Gabbert's** career [80t at Ind. (9/23/12)].

	1st	2nd	3rd	4th	Pts
San Francisco	3	7	0	17	27
Carolina	7	10	14	15	46

- SF** – P. Dawson, 29 FG (7–11, 2:56)
- CAR** – S. Thompson. 9 fumble return (G. Gano)
- SF** – T. Smith, 28 pass from B. Gabbert (P. Dawson) (7–59, 3:38)
- CAR** – G. Olsen, 78 pass from C. Newton (G. Gano) (1–78, 0:22)
- CAR** – G. Gano, 39 FG (6–33, 0:41)
- CAR** – K. Benjamin, 10 pass from C. Newton (G. Gano) (8–69, 4:51)
- CAR** – K. Benjamin, 9 pass from C. Newton (G. Gano) (6–75, 2:54)
- SF** – P. Dawson, 39 FG (4–(–4), 1:23)
- SF** – B. Gabbert, 1 run (P. Dawson) (1–1, 0:07)
- CAR** – G. Gano, 31 FG (8–25, 4:24)
- SF** – V. McDonald, 75 pass from B. Gabbert (P. Dawson) (2–75, 0:16)
- CAR** – G. Gano, 49 FG (9–40, 3:43)
- CAR** – D. Funchess, 16 pass from C. Newton (kick blocked) (4–34, 0:26)
- CAR** – G. Gano, 41 FG (4–4, 1:56)

TEAM STATISTICS	SF	CAR
First Downs	16	26
Net Yards Gained	302	529
Rushes/Yards	26/65	37/176
Net Yards Passing	237	353
Att/Comp/INT	36/17/2	40/24/0
Sacked/Yards Lost	2/6	1/0
Punts/Average	7/45.4	3/41.0
Fumbles/Lost	1/1	3/3
Penalties/Yards	6/50	8/65
Time of Possession	24:06	35:54
3rd Down Efficiency	4/14 (29%)	7/15 (47%)

RUSHING: 49ERS – C. Hyde 14–34, S. Draughn 9–21, B. Gabbert 3–10–1 TD ... **PANTHERS** – F. Whittaker 16–100, C. Newton 6–37, M. Tolbert 9–25, J. Stewart 5–9, T. Ginn 1–5.

RECEIVING: 49ERS – T. Smith 3–55–1 TD, J. Kerley 3–29, Q. Patton 3–25, C. Hyde 3–18, V. McDonald 1–75–1 TD, R. Streater 1–13, G. Celek 1–12, M. Davis 1–10, B. Bell 1–6 ... **PANTHERS** – K. Benjamin 7–108–2 TDs, G. Olsen 5–122–1 TD, F. Whittaker 3–31, C. Brown 3–15, T. Ginn, 2–51, D. Funchess 2–19–1 TD, J. Stewart 2–7.

PASSING: 49ERS – B. Gabbert 36–17–243–2–2 TDs ... **PANTHERS** – C. Newton 40–24–353–1–4 TDs.

INTs: 49ERS – A. Bethea 1–0 ... **PANTHERS** – J. Bradberry 1–16, L. Kuechly 1–1.

SACKS: 49ERS – G. Hodges 1–0 ... **PANTHERS** – S. Lotulelei 1–6, M. Addison 1–0.

49ERS TURNOVER RATIO: +1 (SF: 1 fumble, 2 INTs/CAR: 3 fumbles, 1 INT).

Weather: Sunny
Temperature: 82 degrees
Wind: East Northeast 4 mph
Playing Surface: Grass
Time: 3:43
Attendance: 74,143



SUNDAY, SEPTEMBER 25
SAN FRANCISCO 18, SEATTLE 37
CENTURYLINK FIELD



San Francisco dropped to 1–2 on the season as they were defeated by the Seattle Seahawks 37–18 at CenturyLink Field. RB Carlos Hyde finished with 21 carries for 103 yds. and 2 TDs, marking the second 100–yd. rushing game of his career and first of the season. Hyde is the first runner to reach 100–or–more rushing yds. in a single game at Sea. since RB DeMarco Murray rushed for 115 yds. on 10/12/14, as a member of the Dallas Cowboys. Seattle jumped out to a quick 14–0 lead, as RB Christine Michael registered 2, 1st quarter rushing TDs for the home team. Early in the second quarter, LB NaVorro Bowman forced a fumble of Seahawks TE Jimmy Graham that was recovered by LB Gerald Hodges. The 49ers would capitalize on the turnover as K Phil Dawson knocked through a 22–yd. FG to make the score 14–3. Seattle would score 10 unanswered to finish the first half, as Graham hauled in a 18–yd. TD pass from QB Russell Wilson and K Steven Hauschka kicked a 33–yd. On the final play of the first half, LB Ahmad Brooks took down QB Russell Wilson for his second sack of the year and moved into sole possession for 3rd on the franchise’s all–time sack list with 47.5. In the second half, two third quarter FGs from Hauschka and a fourth quarter TD receipt. by WR Doug Baldwin gave Seattle a 37–3 lead. Midway through the final frame, Hyde found the end zone on an 8–yd. run to make the score 37–10. After LB Nick Bellore registered the first INT of his career, Hyde found the end zone for the second time, his second game with 2–or–more rushing TDs this season and third of his career, and added the two–point conversion to bring the final score to 37–18 in favor of Seattle.

NOTES: RB **Carlos Hyde** finished with 21 carries for 103 yds. and 2 TDs, marking the second, 100–yd. rushing game of his career and first of the season ... In the 4th Qtr., **Hyde** registered two 8–yd. TD runs for his 3rd and 4th rushing TDs of the season ... Earlier in the 4th quarter, **Hyde** registered a career–long 34–yd. run ... **Hyde** now has 2 games with 2–or–more rushing TDs this season [2 rushing TDs vs. LA (9/12/16)] and 3 games in his career ... **Hyde** is the first runner to reach 100–or–more rushing yds. in a single game at Sea. since RB DeMarco Murray rushed for 115 yds. on 10/12/14, as a member of the Dallas Cowboys ... The **49ers offensive line** did not allow a sack of QB Blaine Gabbert (25 atts.) ... LB **Gerald Hodges** recovered a Seahawks TE Jimmy Graham fumble, forced by LB **NaVorro Bowman** ... It marked **Hodges’s** first career FR and **Bowman’s** 1st FF of the season and 7th of his career ... With 1.0 sack against the Seahawks, LB **Ahmad Brooks** moved into sole possession for 3rd on the franchise’s all–time sack list with 47.5 ... DL **Glenn Dorsey** brought down Seahawks QB Russell Wilson for an 11–yd. loss ... It marked the 7th sack of **Dorsey’s** career and first since 9/26/13 at StL ... LB **Nick Bellore** recorded the first INT of his NFL career, intercepting Seahawks QB Trevone Boykin in the 4th Qtr. ... With 11 points off of 2 takeaways at Sea., the **49ers** have now scored points off of all 8 of their takeaways this season, totaling 45 points.

	1st	2nd	3rd	4th	Pts
San Francisco	0	3	0	15	18
Seattle	14	10	6	7	37

- SEA** – C. Michael, 41 run (S. Hauschka) (3–75, 0:43)
- SEA** – C. Michael, 4 run (S. Hauschka) (14–62, 8:24)
- SF** – P. Dawson, 22 FG (5–26, 1:58)
- SEA** – J. Graham, 18 pass from R. Wilson (S. Hauschka) (4–73, 1:48)
- SEA** – S. Hauschka, 33 FG (7–42, 2:39)
- SEA** – S. Hauschka, 33 FG (6–12, 4:08)
- SEA** – S. Hauschka, 22 FG (7–16, 3:34)
- SEA** – D. Baldwin, 16 pass from T. Boykin (S. Hauschka) (7–58, 3:37)
- SF** – C. Hyde, 8 run (P. Dawson) (11–75, 5:03)
- SF** – C. Hyde, 8 run (C. Hyde run) (8–47, 2:44)

TEAM STATISTICS	SF	SEA
First Downs	12	18
Net Yards Gained	254	418
Rushes/Yards	31/135	31/127
Net Yards Passing	119	291
Att/Comp/INT	25/14/1	32/22/1
Sacked/Yards Lost	0/0	2/17
Punts/Average	7/45.6	2/51.0
Fumbles/Lost	1/0	1/1
Penalties/Yards	4/35	6/50
Time of Possession	24:03	35:57
3rd Down Efficiency	4/15 (27%)	9/14 (64%)

RUSHING: 49ERS – C. Hyde 21–103–2 TDs, B. Gabbert 5–22, S. Draughn 5–10 ... **SEAHAWKS** – C. Michael 20–106–2 TDs, A. Collins 4–12, T. Magee 3–12, R. Wilson 1–3, T. Boykin 2–(–2), D. Baldwin 1–(–4).

RECEIVING: 49ERS – T. Smith 3–35, G. Celek 3–25, J. Kerley 2–24, V. McDonald 2–4, R. Streater 1–19, Q. Patton 1–8, S. Draughn 1–2, C. Hyde 1–2 ... **SEAHAWKS** – D. Baldwin 8–164–1 TD, J. Graham 6–100–1 TD, A. Collins 2–19, J. Kearse 2–11, L. Willson 2–9, C. Michael 2–5.

PASSING: 49ERS – B. Gabbert 25–14–119–1–0 TDs... **SEAHAWKS** – R. Wilson 23–15–243–0–1 TD, T. Boykin 9–7–65–1–1 TD.

INTs: 49ERS – N. Bellore 1–4 ... **SEAHAWKS** – B. Wagner 1–9.

SACKS: 49ERS – G. Dorsey 1–11, A. Brooks 1–6 ... **SEAHAWKS** – None.

49ERS TURNOVER RATIO: +1 (SF: 0 fumbles, 1 INT/SEA: 1 fumble, 1 INT).

Weather: Sunny
Temperature: 66 degrees
Wind: Northwest 6 mph
Playing Surface: Field Turf
Time: 2:59
Attendance: 69,010



SUNDAY, OCTOBER 2

DALLAS 24, SAN FRANCISCO 17

LEVI'S® STADIUM



The 49ers fell to 1–3 on the season after losing to the Dallas Cowboys, 24–17, at Levi's Stadium. WR Jeremy Kerley led the way for the offense with 6 receipts. for 88 yds. and 1 TD while RB Carlos Hyde finished with 74 yds. on the ground and reached the end zone for the second consecutive game. After Cowboys K Dan Bailey missed a 47–yd. FG, the 49ers offense took over on their own 37–yd. line. QB Blaine Gabbert drove the offense 63–yds. on 9 plays and found Kerley on a 33–yd. TD pass to put San Francisco up 7–0. On the ensuing Cowboys possession, LB NaVorro Bowman sacked Dallas QB Dak Prescott for an 8–yd. loss on third down, his first of the season and the 12.5 of his career. Taking over at their own 20–yd. line, Gabbert embarked the offense on the longest TD drive of the season, as Hyde finished off the 12–play drive with a 3–yd. TD, his fifth of the season and 12th of his career. Gabbert completed 8 of 11 atts. for 112 yds. and 1 TD with a QB rating of 135.4 in the first half, the highest first half QB rating in his career. Midway through the second quarter, the Cowboys cut the lead to 14–7 as Prescott connected with WR Terrance Williams for a 20–yd. TD. With :16 seconds remaining in the half, Dallas tied the score at 14–14 as Prescott found WR Brice Butler for a 4–yd. TD. Opening the third quarter, back to back explosive plays by the 49ers set up a 36–yd. FG by K Phil Dawson. With just over a minute left in the third quarter, Cowboys RB Ezekiel Elliot put Dallas up 21–17 with a 1–yd. rushing TD. Late in the fourth quarter, Bailey knocked through a 22–yd. FG to extend the Cowboys lead and Gabbert's fourth down attempt came up short inside the final two minutes as the 49ers fell 24–17.

NOTES: LB **NaVorro Bowman** took down Cowboys QB Dak Prescott for an 8–yd. loss, marking his first sack of the season ... **Bowman** now has 12.5 sacks in his career ... CB **Chris Davis** and DL **Ronald Blair** combined for a sack, the first 0.5 sacks of their NFL careers ... RB **Carlos Hyde** capped off a 12–play, 80–yd. drive with a 3–yd. TD run, his fifth this season and 12th of his career ... It's the first time in **Hyde's** career he has recorded a rushing TD in back–to–back games ... **Hyde** finished the day with 15 carries for 74 yds. and 1 TD ... WR **Jeremy Kerley** finished off the opening drive of the game for the 49ers offense with a 33–yd. TD receipt. from QB **Blaine Gabbert**, his first as a member of the 49ers and 10th of his career ... **Kerley** finished with 6 receipts. for 88 yds. and 1 TD ... TE **Garrett Celek** recorded 5 receipts. for 79 yds., setting career–highs in both categories ... QB **Blaine Gabbert** completed 8 of 11 atts. for 112 yds. and 1 TD with a QB rating of 135.4 in the first half, the highest first half QB rating in his career ... CB **Rashard Robinson** made his first NFL start and led the team with 3 PD's ... WR **Aaron Burbridge** also made the first start of his NFL career and recorded his first career receipt., a 5–yd. pass from QB Blaine Gabbert.

	1st	2nd	3rd	4th	Pts
Dallas	0	14	7	3	24
San Francisco	7	7	3	0	17

- SF** – J. Kerley, 33 pass from B. Gabbert (P. Dawson) (9–63, 3:39)
- SF** – C. Hyde, 3 run (P. Dawson) (12–80, 5:03)
- DAL** – T. Williams, 20 pass from D. Prescott (D. Bailey) (8–66, 3:54)
- DAL** – B. Butler, 4 pass from D. Prescott (D. Bailey) (11–58, 1:38)
- SF** – P. Dawson, 36 FG (6–57, 2:42)
- DAL** – E. Elliot, 1 run (D. Bailey) (10–78, 5:49)
- DAL** – D. Bailey, 22 FG (11–62, 6:27)

TEAM STATISTICS	DAL	SF
First Downs	26	14
Net Yards Gained	428	295
Rushes/Yards	39/194	29/106
Net Yards Passing	234	189
Att/Comp/INT	32/23/0	23/16/1
Sacked/Yards Lost	2/11	1/7
Punts/Average	4/55.3	4/49.0
Fumbles/Lost	0/0	0/0
Penalties/Yards	6/45	5/32
Time of Possession	36:27	23:33
3rd Down Efficiency	6/14 (43%)	8/14 (57%)

RUSHING: COWBOYS – E. Elliot 23–138–1 TD, A. Morris 7–34, L. Whitehead 1–8, C. Beasley 1–7, D. Prescott 5–3, K. Smith 1–2, L. Dunbar 1–2 ... **49ERS** – C. Hyde 15–74–1 TD, B. Gabbert 12–27, S. Draughn 2–5.

RECEIVING: COWBOYS – J. Witten 7–47, B. Butler 5–41–1 TD, T. Williams 4–44–1 TD, C. Beasley 3–66, L. Dunbar 2–14, E. Elliot 1–19, K. Smith 1–14 ... **49ERS** – J. Kerley 6–88–1 TD, G. Celek 5–79, Q. Patton 1–13, A. Burbridge 1–5, C. Hyde 1–5, T. Smith 1–3, S. Draughn 1–3.

PASSING: COWBOYS – D. Prescott 32–23–245–0–2 TDs ... **49ERS** – B. Gabbert 23–16–196–1–1 TD.

INTs: COWBOYS – M. Claiborne 1–27 ... **49ERS** – None.

SACKS: COWBOYS – T. Crawford 1–7 ... **49ERS** – N. Bowman 1–8, R. Blair 0.5–1.5, C. Davis 0.5–1.5.

49ERS TURNOVER RATIO: –1 (DAL: 0 fumbles, 0 INTs/SF: 0 fumbles, 1 INT).

Weather: Cloudy
Temperature: 68 degrees
Wind: West Southwest 10 mph
Playing Surface: Grass
Time: 2:59
Attendance: 70,178



THURSDAY, OCTOBER 6
ARIZONA 33, SAN FRANCISCO 21
LEVI'S® STADIUM



San Francisco fell to the Arizona Cardinals, 33–21, on Thursday Night Football, dropping the team's record to 1–4 on the season. Despite the loss, RB Carlos Hyde rushed for 78 yds. and 1 TD on 22 carries, marking the first time he has recorded a rushing TD in three consecutive games. Hyde is the first member of the 49ers to have a rushing TD in three consecutive games since RB Frank Gore accomplished the feat in 2011 [12/11/11 at Arz.; 12/19/11 vs. Pit.; 12/24/11 at Sea.]. Additionally on offense, WR Jeremy Kerley tied a career high with 8 receipts. and finished with 102 rec. yds, his second career 100–yd. receiving game. After a scoreless first quarter, the 49ers took a 7–0 as QB Blaine Gabbert led the offense on a 10–play, 87–yd. drive that culminated in a 9–yd. TD pass to Kerley, his second as a member of the 49ers. Kerley has now registered a TD receipt. in consecutive games for the first time in his career. Following an deflected pass at the line of scrimmage that led to an interception of Gabbert deep in 49ers territory, QB Drew Stanton connected with WR Larry Fitzgerald for a 21–yd. TD pass, tying the score at 7–7 heading into halftime. After a San Francisco fumble on the opening kick return of the second half, Cardinals RB David Johnson found the end zone on a 4–yd. run to give Arizona a 14–7 lead. Midway through the third quarter, Stanton found Fitzgerald on a 29–yd. TD pass to extend the Cardinals lead to 21–7. San Francisco would answer the Arizona TD with one of their own, as Hyde finished off an 11–play, 82–yd. drive with a 1–yd. TD run, his sixth of the season, to cut the deficit to 21–14. After Cardinals K Chandler Catanzaro knocked through a 36–yd. FG early in the fourth quarter, Johnson found the end zone for a second time for Arizona on a 2–yd. run to extend the Cardinals lead to 31–14. Inside the final two minutes, Gabbert rushed for his second TD of the season to cut the score to 31–21. After the 49ers defense forced a three–and–out, Gabbert was sacked by Cardinals DT Calais Campbell for a safety to bring the final score to 33–21 in favor of Arizona.

NOTES: The **49ers offense** scored TDs on all three trips to the red zone vs. Arz. ... RB **Carlos Hyde** rushed for 78 yds. and 1 TD on 22 carries, marking the first time he has recorded a rushing TD in three consecutive games ... **Hyde** is the first member of the 49ers to have a rushing TD in three consecutive games since RB Frank Gore accomplished the feat in 2011 [12/11/11 at Arz.; 12/19/11 vs. Pit.; 12/24/11 at Sea.] ... **Hyde** also registered a career–high 6 receipts. for 36 yds. ... WR **Jeremy Kerley** tied a career high with 8 receipts. and finished with 102 rec. yds, his second career 100–yd. receiving game. [120 yds.; NYJ at NE (10/21/12)] ... **Kerley** hauled in a 9–yd. TD pass from QB **Blaine Gabbert**, his second as a member of the 49ers and 11th of his career ... **Kerley** has now registered a TD receipt. in consecutive games for the first time in his career... LBs **Nick Bellore** and **Michael Wilhoite** combined to sack Cardinals QB Drew Stanton for the first 0.5 sack of their careers.

	1st	2nd	3rd	4th	Pts
Arizona	0	7	14	12	33
San Francisco	0	7	7	7	21

- SF** – J. Kerley, 9 pass from B. Gabbert (P. Dawson) (10–87, 4:46)
- ARZ** – L. Fitzgerald, 21 pass from D. Stanton (C. Catanzaro) (1–21, 0:06)
- ARZ** – D. Johnson, 4 run (C. Catanzaro) (4–14, 2:10)
- ARZ** – L. Fitzgerald, 29 pass from D. Stanton (C. Catanzaro) (6–71, 3:19)
- SF** – C. Hyde, 1 run (P. Dawson) (11–82, 5:41)
- ARZ** – C. Catanzaro, 36 FG (4–6, 1:16)
- ARZ** – D. Johnson, 2 run (C. Catanzaro) (12–76, 7:12)
- SF** – B. Gabbert, 1 run (P. Dawson) (13–75, 2:52)
- ARZ** – B. Gabbert sacked in end zone by C. Campbell for a Safety

TEAM STATISTICS	ARZ	SF
First Downs	17	25
Net Yards Gained	288	286
Rushes/Yards	37/172	36/151
Net Yards Passing	116	135
Att/Comp/INT	28/11/0	31/18/2
Sacked/Yards Lost	1/8	7/27
Punts/Average	9/42.4	7/49.9
Fumbles/Lost	2/0	2/1
Penalties/Yards	7/50	4/34
Time of Possession	31:44	28:16
3rd Down Efficiency	5/16 (31%)	4/14 (29%)

RUSHING: CARDINALS – D. Johnson 27–157–2 TDs, A. Ellington 6–19, S. Taylor 2–(–2), D. Stanton 2–(–2) ... **49ERS** – C. Hyde 22–78–1 TD, B. Gabbert 10–70–1 TD, M. Davis 2–4, S. Draughn 2–(–1).

RECEIVING: CARDINALS – L. Fitzgerald 6–81–2 TDs, D. Johnson 3–28, Jo. Brown 1–11, J. Gresham 1–4 ... **49ERS** – J. Kerley 8–102–1 TD, C. Hyde 6–36, Q. Patton 2–16, B. Bell 1–4, G. Celek 1–4.

PASSING: CARDINALS – D. Stanton 28–11–124–0–2 TDs... **49ERS** – B. Gabbert 31–18–162–2–1 TD.

INTs: CARDINALS – M. Cooper 1–12, C. Campbell 1–1 ... **49ERS** – None.

SACKS: CARDINALS – M. Golden 2–12.5, C. Campbell 2–5, K. Minter 1.5–5, D. Swearingen 1–0, A. Okafor 0.5–4.5 ... **49ERS** – N. Bellore 0.5–4, M. Wilhoite 0.5–4.

49ERS TURNOVER RATIO: –3 (ARZ: 0 fumbles, 0 INTs/SF: 1 fumble, 2 INTs).

Weather: Clear
Temperature: 75 degrees
Wind: West Northwest 16 mph
Playing Surface: Grass
Time: 3:06
Attendance: 70,178



SUNDAY, OCTOBER 16

SAN FRANCISCO 16, BUFFALO 45

NEW ERA FIELD



The 49ers dropped to 1–5 on the season after falling to the Buffalo Bills 45–16 at New Era Field. On the Bills first drive of the game, DL Arik Armstead registered the first FF of his career, stripping the ball from Bills QB Tyrod Taylor, with DL DeForest Buckner recovering the fumble for his first career FR. On the day, in addition to his FR, Buckner recorded the first 2.0 sacks of his career. Making good with the short field, K Phil Dawson knocked through a 33–yd. FG to give San Francisco a 3–0 lead. On the next Buffalo possession, Bills RB LeSean McCoy found the end zone on a 4–yd. run to give Buffalo the 7–3 lead after one quarter of play. Early in the second quarter, QB Colin Kaepernick connected with WR Torrey Smith on a 53–yd. TD pass to put the 49ers back ahead at 10–7. It marked the second TD receipt. of the season for Smith and first TD pass of the season for Kaepernick. Making his first start of the season, Kaepernick completed 8 of 11 atts. for 135 yds., 1 TD and a QB rating of 144.1 in the first half, the 4th highest in any half of his career. On the ensuing Bills drive, McCoy found the end zone for the second time with a 12–yd. TD run to give Buffalo the 14–10 advantage. To end the first half, the teams traded FGs by Dawson and Bills K Dan Carpenter to bring the score to 17–13 entering the break. Late in the third quarter, Bills QB Tyrod Taylor connected with WR Justin Hunter on a 30–yd. pass to extend the home team’s lead to 24–13. Dawson converted his third FG of the afternoon, this time a 47–yd. att. to make the score 24–16. With 10 points on the day, Dawson (374 points) moved past RB Ken Willard (366 points) for 11th on the franchise’s all–time scoring list. However, Buffalo finished the game with 21 unanswered points in the fourth quarter to register the 45–16 victory.

NOTES: On the Bills first drive of the game, DL **Arik Armstead** registered the first FF of his career, stripping the ball from Bills QB Tyrod Taylor.... DL **DeForest Buckner** recovered the fumble for his first career FR ... Later in the game, **Armstead** picked up his 2nd sack of the season ... In addition to his FR, **Buckner** recorded the first two sacks of his career ... With 2.0 sacks and 1 FR on the day, **Buckner** is the first member of the 49ers with at least 2.0 sacks and 1 FR in a single game since LB Aldon Smith accomplished the feat in 2011 [vs. StL 12/4/11 (2.0 sacks and 1 FR)] ... In the first half, QB **Colin Kaepernick** completed 8 of 11 atts. for 135 yds., 1 TD and a QB rating of 144.1 ... **Kaepernick’s** 144.1 QB rating is the 4th highest in any half of his career ... **Kaepernick** connected with WR **Torrey Smith** on a 53–yd. TD pass ... It marked the 2nd TD receipt. of the season for **Smith** and the 1st TD pass of the season for **Kaepernick** ... CB **Tramaine Brock** registered the first FF of his career in the 3rd Qtr. ... In the 4th Qtr., NT **Mike Purcell** forced the 1st FF of his career, knocking the ball away from Bills RB Jonathan Williams ... LB **Nick Bellore** recovered the loose ball, the first FR of his career... With 10 points on the day (3 FG, 1 XP), K **Phil Dawson** moved past RB Ken Willard for 11th on the franchise’s all–time scoring list.

	1st	2nd	3rd	4th	Pts
San Francisco	3	10	0	3	16
Buffalo	7	10	7	21	45

- SF** – P. Dawson, 33 FG (7–13, 3:53)
- BUF** – L. McCoy, 4 run (D. Carpenter) (11–75, 5:29)
- SF** – T. Smith, 53 pass from C. Kaepernick (P. Dawson) (4–75, 1:18)
- BUF** – L. McCoy, 12 run (D. Carpenter) (7–75, 3:38)
- SF** – P. Dawson, 48 FG (9–59, 4:54)
- BUF** – D. Carpenter, 40 FG (14–53, 5:33)
- BUF** – J. Hunter, 30 pass from T. Taylor (D. Carpenter) (4–60, 1:55)
- SF** – P. Dawson, 47 FG (8–46, 2:46)
- BUF** – L. McCoy, 18 run (D. Carpenter) (8–75, 3:55)
- BUF** – R. Woods, 5 pass from T. Taylor (D. Carpenter) (1–27, 0:11)
- BUF** – M. Gillislee, 44 run (D. Carpenter) (7–73, 3:25)

TEAM STATISTICS	SF	BUF
First Downs	16	29
Net Yards Gained	300	491
Rushes/Yards	28/133	44/312
Net Yards Passing	167	179
Att/Comp/INT	29/13/0	28/17/0
Sacked/Yards Lost	3/20	3/0
Punts/Average	5/41.8	3/50.7
Fumbles/Lost	2/1	3/2
Penalties/Yards	6/52	7/71
Time of Possession	24:49	35:11
3rd Down Efficiency	3/13 (23%)	8/13 (62%)

RUSHING: 49ERS – C. Kaepernick 8–66, C. Hyde 14–52, M. Davis 5–13, S. Draughn 1–2 ... **BILLS** – L. McCoy 19–140–3 TDs, T. Taylor 8–68, M. Gillislee 6–60–1 TD, J. Williams 5–21, E. Manuel 3–11, R. Bush 2–6, R. Woods 1–6.

RECEIVING: 49ERS – Q. Patton 4–52, T. Smith 3–76–1 TD, V. McDonald 2–25, J. Kerley 2–12, R. Streater 1–16, M. Davis 1–6 ... **BILLS** – C. Clay 5–52, R. Woods 5–44–1 TD, N. O’Leary 2–29, M. Goodwin 2–22, L. McCoy 2–2, J. Hunter 1–30–1 TD.

PASSING: 49ERS – C. Kaepernick 29–13–187–0–1 TD ... **BILLS** – T. Taylor 26–17–179–0–2 TDs, E. Manuel 2–0–0–0–0 TDs.

INTs: 49ERS – None ... **BILLS** – None.

SACKS: 49ERS – D. Buckner 2–0, A. Armstead 1–0 ... **BILLS** – L. Alexander 1–12, A. Washington 1–7, Z. Brown 1–1.

49ERS TURNOVER RATIO: +1 (SF: 1 fumble, 0 INTs/BUF: 2 fumbles, 0 INTs).

Weather: Mostly Cloudy
Temperature: 72 degrees
Wind: Southwest 22 mph
Playing Surface: Turf
Time: 3:14
Attendance: 70,003

WEEK 6, 2016

National Football League Game Summary

NFL Copyright © 2016 by The National Football League. All rights reserved. This summary and play-by-play is for the express purpose of assisting media in their coverage of the game; any other use of this material is prohibited without the written permission of the National Football League. Updated: 10/17/2016

Date: Sunday, 10/16/2016

San Francisco 49ers at Buffalo Bills
at New Era Field, Orchard Park NY

Start Time: 1:02 PM EDT

Game Day Weather

Game Weather: Mostly cloudy
Played Outdoors on Turf: A-Turf Titan

Temp: 72° F (22.2° C) Humidity: 61%, Wind: SW 22 mph
Outdoor Weather: Forecast: cloudy & breezy, 30% chance of showers,

Officials

Referee: Steratore, Gene (114)	Umpire: Schuster, Bill (89)	Head Linesman: Walker, Ed (123)
Line Judge: Arthur, Gary (108)	Side Judge: Waggoner, Bob (25)	Field Judge: Weatherford, Mike (116)
Back Judge: Paganelli, Dino (105)	Replay Official: Weidner, Paul	

Lineups

San Francisco 49ers				Buffalo Bills			
Offense		Defense		Offense		Defense	
WR 17	J.Kerley	LDT 91	A.Armstead	WR 88	M.Goodwin	DT 95	K.Williams
LT 74	J.Staley	NT 99	D.Buckner	LT 77	C.Glenn	NT 91	L.Douzable
LG 68	Z.Beadles	RDT 92	Q.Dial	LG 64	R.Incognito	OLB 55	J.Hughes
C 67	D.Kilgore	LOLB 55	A.Brooks	C 70	E.Wood	WILL 53	Z.Brown
RG 65	J.Garnett	LILB 50	N.Bellore	RG 76	J.Miller	MIKE 52	P.Brown
RT 77	T.Brown	RILB 57	M.Wilhoite	RT 79	J.Mills	OLB 57	L.Alexander
TE 89	V.McDonald	ROLB 59	A.Lynch	TE 85	C.Clay	DB 21	N.Robey-Coleman
WR 82	T.Smith	LCB 26	T.Brock	WR 10	R.Woods	CB 28	R.Darby
WR 11	Q.Patton	RCB 33	R.Robinson	WR 17	J.Hunter	S 23	A.Williams
QB 7	C.Kaepernick	FS 35	E.Reid	QB 5	T.Taylor	S 20	C.Graham
RB 28	C.Hyde	SS 41	A.Bethea	RB 25	L.McCoy	CB 24	S.Gilmore

Substitutions

K 4 P.Dawson, P 5 B.Pinion, WR 13 A.Burbridge, WR 19 K.Martin, DB 20 M.Cromartie, RB 22 M.Davis, RB 24 S.Draughn, DB 27 K.Reaser, DB 36 D.Johnson, DB 38 J.Shepherd, LB 51 G.Hodges, LB 56 S.Skov, LB 58 E.Harold, G 61 A.Tiller, NT 64 M.Purcell, WR 81 R.Streater, TE 85 J.Hamm, LS 86 K.Nelson, TE 88 G.Celek, DE 90 G.Dorsey, DE 95 C.Carradine, DE 98 R.Blair

Substitutions

K 2 D.Carpenter, QB 3 E.Manuel, P 6 C.Schmidt, WR 15 B.Tate, WR 19 W.Powell, RB 22 R.Bush, S 26 R.Blanton, S 27 D.Williams, CB 29 K.Seymour, CB 30 C.White, RB 31 J.Williams, RB 35 M.Gillislee, S 36 J.Meeks, FB 42 J.Felton, LB 50 R.Humber, LB 51 B.Spikes, LB 56 L.McCray, LS 65 G.Sanborn, G 72 R.Groy, T 74 M.Ola, TE 84 N.O'Leary, DT 92 A.Washington, DE 94 J.Worthy, DT 97 C.Bryant

Did Not Play

QB 2 B.Gabbert, C 66 M.Martin

Did Not Play

QB 7 C.Jones, C 61 G.Ikard, T 66 S.Henderson, C 67 P.Lewis, T 71 C.Kouandjio, TE 87 G.Christian, DT 99 M.Dareus

Not Active

QB 15 C.Ponder, DB 25 J.Ward, DB 29 J.Tartt, DE 63 T.Jerod-Eddie, T 71 J.Theus, TE 84 B.Bell, DE 96 T.Hart

Not Active

QB 7 C.Jones, C 61 G.Ikard, T 66 S.Henderson, C 67 P.Lewis, T 71 C.Kouandjio, TE 87 G.Christian, DT 99 M.Dareus

Field Goals (made () & missed)

P.Dawson	(33) (48) (47)	D.Carpenter	(40)
		1	2
VISITOR: San Francisco 49ers		3	10
HOME: Buffalo Bills		7	10
		3	4
		OT	Total
		0	3
		0	21
		0	0
		16	45

Scoring Plays

Team	Qtr	Time	Play Description (Extra Point) (Drive Info)	Visitor	Home
49ers	1	5:43	P.Dawson 33 yd. Field Goal (7-13, 3:53)	3	0
Bills	1	0:14	L.McCoy 4 yd. run (D.Carpenter kick) (11-75, 5:29)	3	7
49ers	2	13:56	T.Smith 53 yd. pass from C.Kaepernick (P.Dawson kick) (4-75, 1:18)	10	7
Bills	2	10:18	L.McCoy 12 yd. run (D.Carpenter kick) (7-75, 3:38)	10	14
49ers	2	5:54	P.Dawson 48 yd. Field Goal (9-59, 4:24)	13	14
Bills	2	0:21	D.Carpenter 40 yd. Field Goal (14-53, 5:33)	13	17
Bills	3	2:34	J.Hunter 30 yd. pass from T.Taylor (D.Carpenter kick) (4-60, 1:55)	13	24
49ers	4	14:48	P.Dawson 47 yd. Field Goal (8-46, 2:46)	16	24
Bills	4	10:53	L.McCoy 18 yd. run (D.Carpenter kick) (8-75, 3:55)	16	31

WEEK 6, 2016

National Football League Game Summary

NFL Copyright © 2016 by The National Football League. All rights reserved. This summary and play-by-play is for the express purpose of assisting media in their coverage of the game; any other use of this material is prohibited without the written permission of the National Football League. Updated: 10/17/2016

Bills	4	10:32	R.Woods 5 yd. pass from T.Taylor (D.Carpenter kick) (1-27, 0:11)	16	38
Bills	4	5:40	M.Gillislee 44 yd. run (D.Carpenter kick) (7-73, 3:25)	16	45
Paid Attendance: 70,003				Time: 3:14	

San Francisco 49ers vs Buffalo Bills
10/16/2016 at New Era Field

Final Individual Statistics

San Francisco 49ers

Buffalo Bills

RUSHING							RUSHING						
	ATT	YDS	AVG	LG	TD		ATT	YDS	AVG	LG	TD		
C.Kaepernick	8	66	8.3	29	0	L.McCoy	19	140	7.4	38	3		
C.Hyde	14	52	3.7	15	0	T.Taylor	8	68	8.5	21	0		
M.Davis	5	13	2.6	7	0	M.Gillislee	6	60	10.0	44	1		
S.Draughn	1	2	2.0	2	0	J.Williams	5	21	4.2	7	0		
						E.Manuel	3	11	3.7	8	0		
						R.Bush	2	6	3.0	5	0		
						R.Woods	1	6	6.0	6	0		
Total	28	133	4.8	29	0	Total	44	312	7.1	44	4		

PASSING									PASSING								
	ATT	CMP	YDS	SK/YD	TD	LG	IN	RT		ATT	CMP	YDS	SK/YD	TD	LG	IN	RT
C.Kaepernick	29	13	187	3/20	1	53	0	77.8	T.Taylor	26	17	179	3/0	2	30	0	110.9
									E.Manuel	2	0	0	0/0	0	0	0	39.6
Total	29	13	187	3/20	1	53	0	77.8	Total	28	17	179	3/0	2	30	0	103.1

PASS RECEIVING							PASS RECEIVING						
	TAR	REC	YDS	AVG	LG	TD		TAR	REC	YDS	AVG	LG	TD
Q.Patton	7	4	52	13.0	17	0	C.Clay	7	5	52	10.4	20	0
T.Smith	7	3	76	25.3	53	1	R.Woods	6	5	44	8.8	18	1
V.McDonald	2	2	25	12.5	19	0	N.O'Leary	2	2	29	14.5	23	0
J.Kerley	7	2	12	6.0	7	0	M.Goodwin	4	2	22	11.0	16	0
R.Streater	1	1	16	16.0	16	0	L.McCoy	3	2	2	1.0	2	0
M.Davis	3	1	6	6.0	6	0	J.Hunter	3	1	30	30.0	30	1
S.Draughn	1	0	0	0.0	0	0	J.Felton	1	0	0	0.0	0	0
Total	28	13	187	14.4	53	1	Total	26	17	179	10.5	30	2

INTERCEPTIONS						INTERCEPTIONS					
	NO	YDS	AVG	LG	TD		NO	YDS	AVG	LG	TD
Total	0	0	0	0	0	Total	0	0	0	0	0

PUNTING								PUNTING							
	NO	YDS	AVG	NET	TB	IN20	LG		NO	YDS	AVG	NET	TB	IN20	LG
B.Pinion	5	209	41.8	34.6	1	1	57	C.Schmidt	3	152	50.7	40.0	1	1	54
Total	5	209	41.8	34.6	1	1	57	Total	3	152	50.7	40.0	1	1	54

PUNT RETURNS							PUNT RETURNS						
	NO	YDS	AVG	FC	LG	TD		NO	YDS	AVG	FC	LG	TD
J.Kerley	1	12	12.0	0	12	0	B.Tate	2	16	8.0	1	13	0
[OUT OF BOUNDS]	1	0	0.0	0	0	0	[DOWNED]	1	0	0.0	0	0	0
[TOUCHBACK]	1	0	0.0	0	0	0	[TOUCHBACK]	1	0	0.0	0	0	0
Total	1	12	12.0	0	12	0	Total	2	16	8.0	1	13	0

KICKOFF RETURNS							KICKOFF RETURNS						
	NO	YDS	AVG	FC	LG	TD		NO	YDS	AVG	FC	LG	TD
K.Martin	2	37	18.5	0	20	0	[TOUCHBACK]	5	0	0.0	0	0	0
J.Kerley	1	20	20.0	0	20	0							
T.Smith	1	13	13.0	0	13	0							
[TOUCHBACK]	4	0	0.0	0	0	0							
Total	4	70	17.5	0	20	0	Total	0	0	0.0	0	0	0

San Francisco 49ers

FUMBLES	FUM	LOST	OWN-REC	YDS	TD	FORCED	OPP-REC	YDS	TD	OUT-BDS
C.Kaepernick	1	0	0	0	0	0	0	0	0	0
K.Martin	1	1	0	0	0	0	0	0	0	0
J.Garnett	0	0	1	0	0	0	0	0	0	0
A.Armstead	0	0	0	0	0	1	0	0	0	0
T.Brock	0	0	0	0	0	1	0	0	0	0
M.Purcell	0	0	0	0	0	1	0	0	0	0
N.Bellore	0	0	0	0	0	0	1	0	0	0
D.Buckner	0	0	0	0	0	0	1	0	0	0
Total	2	1	1	0	0	3	2	0	0	0

Buffalo Bills

FUMBLES	FUM	LOST	OWN-REC	YDS	TD	FORCED	OPP-REC	YDS	TD	OUT-BDS
---------	-----	------	---------	-----	----	--------	---------	-----	----	---------

San Francisco 49ers vs Buffalo Bills
10/16/2016 at New Era Field

Final Individual Statistics

L.McCoy	1	0	1	0	0	0	0	0	0	0
T.Taylor	1	1	0	0	0	0	0	0	0	0
J.Williams	1	1	0	0	0	0	0	0	0	0
L.Alexander	0	0	0	0	0	1	0	0	0	0
N.Robey-Coleman	0	0	0	0	0	1	0	0	0	0
J.Meeks	0	0	0	0	0	0	1	0	0	0
Total	3	2	1	0	0	2	1	0	0	0

San Francisco 49ers vs Buffalo Bills
10/16/2016 at New Era Field

Final Team Statistics

	Visitor 49ers	Home Bills
TOTAL FIRST DOWNS	16	29
By Rushing	8	16
By Passing	7	10
By Penalty	1	3
THIRD DOWN EFFICIENCY	3-13-23%	8-13-62%
FOURTH DOWN EFFICIENCY	0-2-0%	0-0-0%
TOTAL NET YARDS	300	491
Total Offensive Plays (inc. times thrown passing)	60	75
Average gain per offensive play	5.0	6.5
NET YARDS RUSHING	133	312
Total Rushing Plays	28	44
Average gain per rushing play	4.8	7.1
Tackles for a loss-number and yards	3-6	4-22
NET YARDS PASSING	167	179
Times thrown - yards lost attempting to pass	3-20	3-0
Gross yards passing	187	179
PASS ATTEMPTS-COMPLETIONS-HAD INTERCEPTED	29-13-0	28-17-0
Avg gain per pass play (inc.# thrown passing)	5.2	5.8
KICKOFFS Number-In End Zone-Touchbacks	5-5-5	8-5-4
PUNTS Number and Average	5-41.8	3-50.7
Had Blocked	0	0
FGs - PATs Had Blocked	0-0	0-0
Net Punting Average	34.6	40.0
TOTAL RETURN YARDAGE (Not Including Kickoffs)	12	16
No. and Yards Punt Returns	1-12	2-16
No. and Yards Kickoff Returns	4-70	0-0
No. and Yards Interception Returns	0-0	0-0
PENALTIES Number and Yards	6-52	7-71
FUMBLES Number and Lost	2-1	3-2
TOUCHDOWNS	1	6
Rushing	0	4
Passing	1	2
EXTRA POINTS Made-Attempts	1-1	6-6
Kicking Made-Attempts	1-1	6-6
FIELD GOALS Made-Attempts	3-3	1-1
RED ZONE EFFICIENCY	0-2-0%	4-4-100%
GOAL TO GO EFFICIENCY	0-0-0%	2-2-100%
SAFETIES	0	0
FINAL SCORE	16	45
TIME OF POSSESSION	24:49	35:11

Ball Possession And Drive Chart

San Francisco 49ers

#	Time Recd	Time Lost	Time Poss	How Ball Obtained	Drive Began	# Play	Yds Gain	Yds Pen	Net Yds	1st Down	Last Scrm	How Given Up
1	15:00	12:30	2:30	Kickoff	SF 25	6	35	0	35	2	BUF 40	Punt
2	9:36	5:43	3:53	Fumble	BUF 28	7	23	-10	13	1	* BUF 15	Field Goal
3	0:14	13:56	1:18	Kickoff	SF 25	4	75	0	75	3	SF 47	Touchdown
4	10:18	5:54	4:24	Kickoff	SF 11	9	59	0	59	4	BUF 30	Field Goal
5	0:21	0:00	0:21	Kickoff	SF 19	1	-1	0	-1	0	SF 19	End of Half
6	13:08	12:29	0:39	Punt	SF 31	3	6	-5	1	0	SF 32	Punt
7	9:45	7:43	2:02	Punt	SF 5	5	16	0	16	1	SF 21	Punt
8	6:51	4:29	2:22	Punt	SF 20	7	40	0	40	1	BUF 40	Downs
9	2:34	14:48	2:46	Kickoff	SF 25	8	31	15	46	3	BUF 29	Field Goal
10	10:53	10:43	0:10	Kickoff		0	0	0	0	0		Fumble
11	10:32	9:05	1:27	Kickoff	SF 25	3	-7	0	-7	0	SF 18	Punt
12	5:40	4:37	1:03	Kickoff	SF 37	3	6	0	6	0	SF 43	Punt
13	4:28	2:34	1:54	Fumble	BUF 27	7	17	0	17	1	* BUF 10	Downs

(368) Average SF 31

Buffalo Bills

#	Time Recd	Time Lost	Time Poss	How Ball Obtained	Drive Began	# Play	Yds Gain	Yds Pen	Net Yds	1st Down	Last Scrm	How Given Up
1	12:30	9:36	2:54	Punt	BUF 13	7	26	-11	15	2	BUF 36	Fumble
2	5:43	0:14	5:29	Kickoff	BUF 25	11	75	0	75	6	* SF 4	Touchdown
3	13:56	10:18	3:38	Kickoff	BUF 25	7	75	0	75	3	* SF 12	Touchdown
4	5:54	0:21	5:33	Kickoff	BUF 25	14	73	-20	53	4	SF 22	Field Goal
5	15:00	13:08	1:52	Kickoff	BUF 25	4	17	-15	2	0	BUF 27	Punt
6	12:29	9:45	2:44	Punt	BUF 38	5	3	5	8	1	BUF 46	Punt
7	7:43	6:51	0:52	Punt	BUF 45	3	6	0	6	0	SF 49	Punt
8	4:29	2:34	1:55	Downs	BUF 40	4	60	0	60	3	SF 30	Touchdown
9	14:48	10:53	3:55	Kickoff	BUF 25	8	75	0	75	4	* SF 18	Touchdown
10	10:43	10:32	0:11	Fumble	SF 27	1	5	22	27	2	* SF 5	Touchdown
11	9:05	5:40	3:25	Punt	BUF 27	7	63	10	73	3	SF 44	Touchdown
12	4:37	4:28	0:09	Punt	BUF 20	1	4	0	4	0	BUF 20	Fumble
13	2:34	0:00	2:34	Downs	BUF 11	4	10	0	10	1	BUF 22	End of Game

(392) Average BUF 30

* inside opponent's 20

Time of Possession by Quarter

		1st	2nd	3rd	4th	OT	Total
Visitor	San Francisco 49ers	6:37	5:49	7:37	4:46		24:49
Home	Buffalo Bills	8:23	9:11	7:23	10:14		35:11

Kickoff Drive No.-Start Average

49ers: 7 - SF 24

Bills: 5 - BUF 25

San Francisco 49ers vs Buffalo Bills
10/16/2016 at New Era Field

Final Defensive Statistics

San Francisco 49ers	Regular Defensive Plays											Special Teams					Misc			
	TKL	AST	COMB	SK	/ YDS	TFL	Q	IN	PD	FF	FR	TKL	AST	FF	FR	BL	TKL	AST	FF	FR
N.Bellore	9	3	12	0	0	1	0	0	0	0	1	0	0	0	0	0	0	0	0	0
D.Buckner	5	4	9	2	0	0	3	0	0	0	1	0	0	0	0	0	0	0	0	0
M.Wilhoite	6	1	7	0	0	0	0	0	0	0	0	0	0	0	0	0	0	0	0	0
E.Reid	6	1	7	0	0	0	0	0	0	0	0	0	0	0	0	0	0	0	0	0
T.Brock	5	0	5	0	0	1	0	0	1	1	0	0	0	0	0	0	0	0	0	0
R.Robinson	5	0	5	0	0	0	0	0	0	0	0	0	0	0	0	0	0	0	0	0
A.Bethea	5	0	5	0	0	0	0	0	0	0	0	0	0	0	0	0	0	0	0	0
A.Brooks	2	2	4	0	0	0	0	0	0	0	0	0	0	0	0	0	0	0	0	0
A.Armstead	3	0	3	1	0	1	1	0	0	1	0	0	0	0	0	0	0	0	0	0
K.Reaser	3	0	3	0	0	0	0	0	1	0	0	0	0	0	0	0	0	0	0	0
E.Harold	1	2	3	0	0	0	0	0	0	0	0	0	0	0	0	0	0	0	0	0
M.Purcell	2	0	2	0	0	0	0	0	0	1	0	0	0	0	0	0	0	0	0	0
Q.Dial	1	1	2	0	0	0	0	0	0	0	0	0	0	0	0	0	0	0	0	0
C.Carradine	1	0	1	0	0	0	0	0	0	0	0	0	0	0	0	0	0	0	0	0
S.Skov	0	0	0	0	0	0	0	0	0	0	0	1	0	0	0	0	0	0	0	0
A.Burbridge	0	0	0	0	0	0	0	0	0	0	0	1	0	0	0	0	0	0	0	0
J.Garnett	0	0	0	0	0	0	0	0	0	0	0	0	0	0	0	0	0	0	0	1
Total	54	14	68	3	0	3	4	0	2	3	2	2	0	0	0	0	0	0	0	1

TKL = Tackle AST = Assist COMB = Combined QH=QB Hit IN = Interception PD = Pass Defense FF = Forced Fumble FR = Fumble Recovery

Buffalo Bills	Regular Defensive Plays											Special Teams					Misc			
	TKL	AST	COMB	SK	/ YDS	TFL	QH	IN	PD	FF	FR	TKL	AST	FF	FR	BL	TKL	AST	FF	FR
P.Brown	6	3	9	0	0	0	0	0	0	0	0	0	0	0	0	0	0	0	0	0
C.Graham	5	3	8	0	0	0	0	0	0	0	0	0	0	0	0	0	0	0	0	0
Z.Brown	4	3	7	1	1	2	1	0	0	0	0	0	0	0	0	0	0	0	0	0
L.Douzable	3	1	4	0	0	1	1	0	0	0	0	0	0	0	0	0	0	0	0	0
J.Hughes	3	1	4	0	0	0	0	0	0	0	0	0	0	0	0	0	0	0	0	0
R.Darby	3	0	3	0	0	0	0	0	1	0	0	0	0	0	0	0	0	0	0	0
S.Gilmore	3	0	3	0	0	0	0	0	1	0	0	0	0	0	0	0	0	0	0	0
K.Williams	2	1	3	0	0	1	2	0	0	0	0	0	0	0	0	0	0	0	0	0
A.Williams	2	1	3	0	0	0	0	0	0	0	0	0	0	0	0	0	0	0	0	0
L.Alexander	2	0	2	1	12	1	2	0	1	1	0	0	0	0	0	0	0	0	0	0
R.Humber	2	0	2	0	0	0	0	0	0	0	0	0	0	0	0	0	0	0	0	0
A.Washington	1	0	1	1	7	1	1	0	0	0	0	0	0	0	0	0	0	0	0	0
N.Robey-Coleman	1	0	1	0	0	0	0	0	1	0	0	3	0	1	0	0	0	0	0	0
J.Worthy	1	0	1	0	0	0	0	0	0	0	0	0	0	0	0	0	0	0	0	0
C.Bryant	1	0	1	0	0	0	0	0	0	0	0	0	0	0	0	0	0	0	0	0
L.McCray	0	1	1	0	0	0	0	0	0	0	0	0	0	0	0	0	0	0	0	0
B.Spikes	0	1	1	0	0	0	0	0	0	0	0	0	0	0	0	0	0	0	0	0
D.Williams	0	0	0	0	0	0	0	0	1	0	0	0	0	0	0	0	0	0	0	0
K.Seymour	0	0	0	0	0	0	0	0	0	0	0	1	0	0	0	0	0	0	0	0
M.Gillislee	0	0	0	0	0	0	0	0	0	0	0	1	0	0	0	0	0	0	0	0
J.Meeks	0	0	0	0	0	0	0	0	0	0	0	0	0	0	1	0	0	0	0	0
L.McCoy	0	0	0	0	0	0	0	0	0	0	0	0	0	0	0	0	0	0	0	1
Total	39	15	54	3	20	6	7	0	5	1	0	5	0	1	1	0	0	0	0	1

First Quarter

10/16/2016

Play By Play

BUF wins the coin toss and elects to defer. SF elects to Receive, and BUF elects to defend the west goal.

D.Carpenter kicks 65 yards from BUF 35 to end zone, Touchback. K.Martin kneels 3 yds. into end zone.

San Francisco 49ers at 15:00

1-10-SF 25	(15:00) (Shotgun) C.Hyde up the middle to SF 30 for 5 yards (C.Graham).	
2-5-SF 30	(14:28) (No Huddle, Shotgun) C.Kaepernick scrambles left end pushed ob at SF 35 for 5 yards (C.Graham).	R1
1-10-SF 35	(14:05) (No Huddle, Shotgun) C.Kaepernick pass short middle to Q.Patton ran ob at BUF 48 for 17 yards. Shovel pass, caught at SF 32.	P2
1-10-BUF 48	(13:52) (No Huddle, Shotgun) C.Kaepernick pass short right to J.Kerley to BUF 41 for 7 yards (N.Robey-Coleman). Slant pattern, caught at BUF 41.	
2-3-BUF 41	(13:24) (No Huddle, Shotgun) C.Kaepernick pass incomplete deep middle to T.Smith [L.Douzable]. Overthrown, receiver 8 yds. into end zone.	
3-3-BUF 41	(13:17) (No Huddle, Shotgun) C.Hyde up the middle to BUF 40 for 1 yard (L.Douzable, J.Hughes).	
4-2-BUF 40	(12:37) B.Pinion punts 27 yards to BUF 13, Center-K.Nelson, fair catch by B.Tate.	

Buffalo Bills at 12:30

1-10-BUF 13	(12:30) (Shotgun) T.Taylor pass incomplete short right to C.Clay. Underthrown, receiver in flat at BUF 17.	
2-10-BUF 13	(12:24) L.McCoy left tackle to BUF 14 for 1 yard (M.Wilhoite, E.Reid).	
3-9-BUF 14	(11:48) (Shotgun) T.Taylor scrambles right end pushed ob at BUF 23 for 9 yards (K.Reaser).	R1
1-10-BUF 23	(11:11) T.Taylor pass incomplete short right. Thrown away, under pressure by A.Armstead.	
2-10-BUF 23	(11:05) (Shotgun) T.Taylor pass incomplete deep right to M.Goodwin [N.Bellore]. Thrown wide of receiver, at SF 43. <i>PENALTY on BUF-L.McCoy, Face Mask (15 Yards), 11 yards, enforced at BUF 23 - No Play.</i>	
2-21-BUF 12	(10:57) (Shotgun) L.McCoy left guard to BUF 28 for 16 yards (A.Brooks).	
3-5-BUF 28	(10:15) (Shotgun) T.Taylor pass short right to R.Woods to BUF 36 for 8 yards (R.Robinson). Curl route, caught in flat at BUF 34.	P2
1-10-BUF 36	(9:41) T.Taylor to BUF 30 for -6 yards (A.Armstead). FUMBLES (A.Armstead), RECOVERED by SF-D.Buckner at BUF 28. Fumble forced as T.Taylor's arm hit going back for handoff.	

San Francisco 49ers at 9:36

1-10-BUF 28	(9:36) (Shotgun) C.Kaepernick pass incomplete deep left to S.Draughn [K.Williams]. Overthrown, receiver near sideline at BUF 12.	
2-10-BUF 28	(9:31) (No Huddle, Shotgun) C.Hyde up the middle to BUF 29 for -1 yards (K.Williams, C.Graham).	
3-11-BUF 29	(8:50) (Shotgun) C.Kaepernick pass short right to T.Smith pushed ob at BUF 14 for 15 yards (R.Darby). Crossing pattern, caught at BUF 25.	P3
1-10-BUF 14	(8:20) (Shotgun) C.Hyde left end to BUF 17 for -3 yards (Z.Brown). <i>PENALTY on SF-J.Garnett, Offensive Holding, 10 yards, enforced at BUF 14 - No Play.</i>	
1-20-BUF 24	(7:54) (Shotgun) C.Hyde up the middle to BUF 23 for 1 yard (J.Hughes).	
2-19-BUF 23	(7:12) (Shotgun) C.Kaepernick left tackle to BUF 26 for -3 yards (Z.Brown). Timeout #1 by SF at 06:27.	
3-22-BUF 26	(6:27) (Shotgun) C.Kaepernick pass short left to Q.Patton to BUF 15 for 11 yards (P.Brown).	
4-11-BUF 15	(5:47) P.Dawson 33 yard field goal is GOOD, Center-K.Nelson, Holder-B.Pinion.	

SF 3 BUF 0, 7 plays, 13 yards, 3:53 drive, 9:17 elapsed

B.Pinion kicks 65 yards from SF 35 to end zone, Touchback. B.Tate kneels 4 yds. into end zone.

Buffalo Bills at 5:43

1-10-BUF 25	(5:43) (Shotgun) T.Taylor pass deep right to C.Clay to BUF 45 for 20 yards (E.Reid). Caught at BUF 43, crossing from middle. <i>Penalty on SF-R.Robinson, Defensive Holding, declined.</i>	P3
1-10-BUF 45	(5:25) L.McCoy left tackle to BUF 47 for 2 yards (T.Brock).	
2-8-BUF 47	(4:56) E.Manuel in at QB (T.Taylor at WR). (Shotgun) E.Manuel left tackle to SF 45 for 8 yards (R.Robinson, A.Brooks).	R4
1-10-SF 45	(4:23) T.Taylor back at QB. (Shotgun) T.Taylor pass short right to R.Woods pushed ob at SF 27 for 18 yards (A.Bethea). Caught in flat at SF 40.	P5
1-10-SF 27	(3:46) Direct snap to L.McCoy (T.Taylor at WR). (Shotgun) L.McCoy right guard to SF 24 for 3 yards (A.Bethea).	
2-7-SF 24	(3:11) (Shotgun) T.Taylor pass short left to R.Woods to SF 17 for 7 yards (M.Wilhoite). Caught n flat at SF 20, slanting to middle.	P6
1-10-SF 17	(2:33) L.McCoy left end pushed ob at SF 12 for 5 yards (N.Bellore).	
2-5-SF 12	(2:07) (Shotgun) T.Taylor sacked at SF 12 for 0 yards (A.Armstead).	
3-5-SF 12	(1:21) (Shotgun) T.Taylor pass short left to C.Clay to SF 7 for 5 yards (K.Reaser). Caught at SF 11, crossing to sideline.	P7
1-7-SF 7	(:46) (Shotgun) L.McCoy up the middle to SF 4 for 3 yards (N.Bellore; A.Brooks).	
2-4-SF 4	(:18) (Shotgun) L.McCoy right tackle for 4 yards, TOUCHDOWN. Key block: J.Felton. Option pitch.	R8
	D.Carpenter extra point is GOOD, Center-G.Sanborn, Holder-C.Schmidt.	

SF 3 BUF 7, 11 plays, 75 yards, 5:29 drive, 14:46 elapsed

D.Carpenter kicks 65 yards from BUF 35 to end zone, Touchback. Kick through end zone.

San Francisco 49ers at 0:14

San Francisco 49ers vs Buffalo Bills at New Era Field

1-10-SF 25 (:14) (Shotgun) C.Kaepernick right tackle to SF 32 for 7 yards (P.Brown).

End of quarter - 1.41 pm

END OF QUARTER

	Score	Time Poss	First Downs				Efficiencies	
			R	P	X	T	3 Down	4 Down
San Francisco 49ers	3	6:37	1	2	0	3	1/3	0/0
Buffalo Bills	7	8:23	3	5	0	8	3/3	0/0

Second Quarter

10/16/2016

Play By Play

San Francisco 49ers continued.

2-3-SF 32	(15:00) (Shotgun) C.Hyde left end to SF 36 for 4 yards (C.Graham).	R4
<u>1-10-SF 36</u>	(14:32) (No Huddle, Shotgun) C.Hyde left end pushed ob at SF 47 for 11 yards (K.Williams).	R5
<u>1-10-SF 47</u>	(14:07) (No Huddle, Shotgun) C.Kaepernick pass deep right to T.Smith for 53 yards, TOUCHDOWN. Caught near sideline at BUF 25, crossed to middle after catch. P.Dawson extra point is GOOD, Center-K.Nelson, Holder-B.Pinion.	P6

SF 10 BUF 7, 4 plays, 75 yards, 1:18 drive, 1:04 elapsed

B.Pinion kicks 65 yards from SF 35 to end zone, Touchback. Kick through end zone.

Buffalo Bills at 13:56

1-10-BUF 25	(13:56) (Shotgun) T.Taylor pass short middle to C.Clay to BUF 33 for 8 yards (N.Bellore). Curl pattern, caught at BUF 31.	
2-2-BUF 33	(13:23) (Shotgun) L.McCoy up the middle to SF 29 for 38 yards (E.Reid).	R9
<u>1-10-SF 29</u>	(12:41) (Shotgun) T.Taylor scrambles left end pushed ob at SF 22 for 7 yards (E.Reid).	
2-3-SF 22	(12:17) (Shotgun) M.Gillislee up the middle to SF 20 for 2 yards (D.Buckner; Q.Dial).	
3-1-SF 20	(11:50) (No Huddle) M.Gillislee up the middle to SF 18 for 2 yards (D.Buckner, N.Bellore).	R10
<u>1-10-SF 18</u>	(11:07) T.Taylor pass short middle to N.O'Leary to SF 12 for 6 yards (E.Reid). Caught at SF 18, crossing from right.	
2-4-SF 12	(10:24) Direct snap to L.McCoy (T.Taylor at WR). (Shotgun) L.McCoy left guard for 12 yards, TOUCHDOWN. D.Carpenter extra point is GOOD, Center-G.Sanborn, Holder-C.Schmidt.	R11

SF 10 BUF 14, 7 plays, 75 yards, 3:38 drive, 4:42 elapsed

D.Carpenter kicks 67 yards from BUF 35 to SF -2. T.Smith to SF 11 for 13 yards (N.Robey-Coleman).

San Francisco 49ers at 10:18, (1st play from scrimmage 10:11)

1-10-SF 11	(10:11) (Shotgun) C.Hyde left guard to SF 14 for 3 yards (J.Worthy, C.Graham).	
2-7-SF 14	(9:42) (No Huddle, Shotgun) C.Kaepernick scrambles left guard to SF 25 for 11 yards (P.Brown). BUF-Z.Brown was injured during the play.	R7
<u>1-10-SF 25</u>	(9:02) (Shotgun) C.Kaepernick pass short left to Q.Patton to SF 38 for 13 yards (A.Williams). Caught at SF 37, crossing from middle.	P8
<u>1-10-SF 38</u>	(8:24) (No Huddle, Shotgun) C.Kaepernick pass short middle to Q.Patton to SF 49 for 11 yards (C.Graham). Shovel pass, caught at SF 34.	P9
<u>1-10-SF 49</u>	(7:50) (No Huddle, Shotgun) C.Hyde right guard to BUF 36 for 15 yards (A.Williams; P.Brown).	R10
<u>1-10-BUF 36</u>	(7:09) (No Huddle, Shotgun) C.Kaepernick pass short right to T.Smith to BUF 28 for 8 yards (R.Darby).	
2-2-BUF 28	(6:42) (No Huddle, Shotgun) C.Hyde left tackle to BUF 30 for -2 yards (L.Alexander, Z.Brown).	
3-4-BUF 30	(6:03) (No Huddle, Shotgun) C.Kaepernick pass incomplete short left to J.Kerley (L.Alexander). Screen pass hit L.Alexander in back, receiver in flat at BUF 30.	
4-4-BUF 30	(5:59) P.Dawson 48 yard field goal is GOOD, Center-K.Nelson, Holder-B.Pinion.	

SF 13 BUF 14, 9 plays, 59 yards, 4:24 drive, 9:06 elapsed

B.Pinion kicks 65 yards from SF 35 to end zone, Touchback. Kick through end zone.

Buffalo Bills at 5:54

1-10-BUF 25	(5:54) (Shotgun) L.McCoy right tackle to BUF 25 for no gain (N.Bellore).	
2-10-BUF 25	(5:15) (Shotgun) T.Taylor pass short left to C.Clay to BUF 30 for 5 yards (M.Wilhoite, D.Buckner). Dump pass, caught at BUF 25.	
3-5-BUF 30	(4:31) (Shotgun) T.Taylor pass short right to R.Woods to BUF 36 for 6 yards (E.Harold). Caught at BUF 35, crossing from middle.	P12
<u>1-10-BUF 36</u>	(3:43) (Shotgun) T.Taylor pass incomplete short left to M.Goodwin [D.Buckner]. Pass bounced to receiver at BUF 33.	
2-10-BUF 36	(3:38) (Shotgun) T.Taylor pass short left to M.Goodwin pushed ob at BUF 47 for 11 yards (K.Reaser). Caught near sideline at BUF 47. <i>PENALTY on BUF-M.Goodwin, Offensive Pass Interference, 10 yards, enforced at BUF 36 - No Play.</i>	
2-20-BUF 26	(3:15) (Shotgun) T.Taylor pass incomplete short middle to L.McCoy. Overthrown, receiver at BUF 30, crossing from right.	
3-20-BUF 26	(3:10) (Shotgun) L.McCoy left tackle pushed ob at BUF 48 for 22 yards (R.Robinson).	R13
<u>1-10-BUF 48</u>	(2:38) Direct snap to M.Gillislee (T.Taylor at WR). (Shotgun) M.Gillislee left guard to SF 48 for 4 yards (N.Bellore).	

Two-Minute Warning

2-6-SF 48	(2:00) (Shotgun) T.Taylor right end to SF 38 for 10 yards (N.Bellore).	R14
<u>1-10-SF 38</u>	(1:29) (No Huddle, Shotgun) T.Taylor right end pushed ob at SF 20 for 18 yards (R.Robinson). <i>PENALTY on BUF-R.Woods, Offensive Holding, 10 yards, enforced at SF 20.</i>	
1-2-SF 30	(1:22) R.Woods left tackle to SF 24 for 6 yards (E.Reid). End-around.	R15
<u>1-10-SF 24</u>	(:47) (No Huddle, Shotgun) T.Taylor sacked at SF 24 for 0 yards (D.Buckner).	
2-10-SF 24	(:38) (Shotgun) T.Taylor pass short middle to L.McCoy to SF 22 for 2 yards (N.Bellore). BUF-L.McCoy was injured during the play. His return is Probable. Caught at SF 23, crossing from right. Timeout #1 by BUF at 00:32. Injury inside 2-minutes: timeout by rule.	
3-8-SF 22	(:32) (Shotgun) T.Taylor pass incomplete short left to M.Goodwin. Caught out of bounds at SF 8.	

San Francisco 49ers vs Buffalo Bills at New Era Field

4-8-SF 22

(:25) D.Carpenter 40 yard field goal is GOOD, Center-G.Sanborn, Holder-C.Schmidt.

SF 13 BUF 17, 14 plays, 53 yards, 5:33 drive, 14:39 elapsed

D.Carpenter kicks 63 yards from BUF 35 to SF 2. K.Martin to SF 19 for 17 yards (K.Seymour).

San Francisco 49ers at 0:21, (1st play from scrimmage 0:15)

1-10-SF 19 (:15) C.Kaepernick kneels to SF 18 for -1 yards.

End of half - 2.28 pm

END OF QUARTER

	Score	Time Poss	First Downs				Efficiencies	
			R	P	X	T	3 Down	4 Down
San Francisco 49ers	13	5:49	4	3	0	7	0/1	0/0
Buffalo Bills	17	9:11	6	1	0	7	3/4	0/0

Third Quarter

10/16/2016

Play By Play

BUF elects to Receive, and SF elects to defend the East goal.

B.Pinion kicks 65 yards from SF 35 to end zone, Touchback. R.Bush kneels 8 yds. into end zone.

Buffalo Bills at 15:00

- 1-10-BUF 25 (15:00) (Shotgun) PENALTY on BUF, Illegal Substitution, 5 yards, enforced at BUF 25 - No Play.
- 1-15-BUF 20 (15:00) R.Bush left end to BUF 21 for 1 yard (N.Bellore; M.Wilhoite).
- 2-14-BUF 21 (14:22) (Shotgun) T.Taylor pass short left to L.McCoy to BUF 33 for 12 yards (A.Bethea). Screen pass, caught at BUF 11. Play credited to BUF 21 (spot of foul).
PENALTY on BUF-R.Incognito, Illegal Block Above the Waist, 10 yards, enforced at BUF 21.
- 2-24-BUF 11 (14:04) (Shotgun) T.Taylor pass incomplete short left to C.Clay. Receiver and coverage at BUF 23.
- 3-24-BUF 11 (13:59) (Shotgun) T.Taylor pass short left to M.Goodwin to BUF 27 for 16 yards (R.Robinson). Caught near sideline at BUF 26.
- 4-8-BUF 27 (13:21) C.Schmidt punts 54 yards to SF 19, Center-G.Sanborn. J.Kerley to SF 31 for 12 yards (M.Gillisle).

San Francisco 49ers at 13:08

- 1-10-SF 31 (13:08) (Shotgun) C.Hyde right guard to SF 37 for 6 yards (P.Brown; C.Graham).
- 2-4-SF 37 (12:50) (No Huddle, Shotgun) C.Kaepernick pass incomplete short right to T.Smith. Thrown wide of receiver near sideline at SF 40.
- 3-4-SF 37 (12:46) (No Huddle, Shotgun) PENALTY on SF-T.Brown, False Start, 5 yards, enforced at SF 37 - No Play.
- 3-9-SF 32 (12:46) (No Huddle, Shotgun) C.Kaepernick pass incomplete deep left to J.Kerley. Overthrown on out-pattern, along sideline at 50.
- 4-9-SF 32 (12:40) B.Pinion punts 30 yards to BUF 38, Center-K.Nelson, downed by SF-A.Burbridge.

Buffalo Bills at 12:29

- 1-10-BUF 38 (12:29) L.McCoy left guard to BUF 42 for 4 yards (Q.Dial, D.Buckner).
- 2-6-BUF 42 (11:56) Direct snap to L.McCoy (T.Taylor at WR). (Shotgun) L.McCoy right end to BUF 40 for -2 yards (T.Brock). FUMBLES (T.Brock), and recovers at BUF 38. L.McCoy to BUF 38 for no gain (T.Brock).
- 3-10-BUF 38 (11:15) (Shotgun) T.Taylor pass incomplete short middle to R.Woods. Overthrown, receiver at BUF 45, crossing from left.
PENALTY on SF-N.Bellore, Illegal Contact, 5 yards, enforced at BUF 38 - No Play. X16
- 1-10-BUF 43 (11:10) T.Taylor right tackle pushed ob at BUF 46 for 3 yards (K.Reaser).
- 2-7-BUF 46 (10:42) (Shotgun) T.Taylor sacked at BUF 46 for 0 yards (D.Buckner).
- 3-7-BUF 46 (9:59) (Shotgun) T.Taylor pass incomplete short left to J.Hunter (K.Reaser). Thrown wide of receiver, along sideline at SF 48.
- 4-7-BUF 46 (9:54) C.Schmidt punts 49 yards to SF 5, Center-G.Sanborn, out of bounds.

San Francisco 49ers at 9:45

- 1-10-SF 5 (9:45) (Shotgun) M.Davis up the middle to SF 6 for 1 yard (J.Hughes, P.Brown).
- 2-9-SF 6 (9:13) (No Huddle, Shotgun) C.Kaepernick up the middle to SF 16 for 10 yards (S.Gilmore, Z.Brown). R11
- 1-10-SF 16 (8:36) (No Huddle, Shotgun) C.Kaepernick pass short middle to J.Kerley to SF 21 for 5 yards (A.Williams). Caught at SF 20, crossing from right.
- 2-5-SF 21 (8:07) (No Huddle, Shotgun) C.Kaepernick pass incomplete short right to Q.Patton. Thrown under pressure by J.Hughes. Receiver overthrown, along sideline at SF 30.
- 3-5-SF 21 (7:59) (No Huddle, Shotgun) C.Kaepernick pass incomplete short right to J.Kerley (N.Robey-Coleman). Receiver and coverage at SF 28, slanting to middle.
- 4-5-SF 21 (7:54) B.Pinion punts 47 yards to BUF 32, Center-K.Nelson. B.Tate pushed ob at BUF 45 for 13 yards (S.Skov).

Buffalo Bills at 7:43

- 1-10-BUF 45 (7:43) (Shotgun) T.Taylor pass short left to M.Goodwin to SF 49 for 6 yards (T.Brock). Caught in flat at 50.
- 2-4-SF 49 (7:09) T.Taylor pass incomplete short right. Thrown away under pressure by G.Hodges.
- 3-4-SF 49 (7:02) (Shotgun) T.Taylor pass incomplete short right to R.Woods (T.Brock). Receiver and coverage at SF 44, crossing from middle.
- 4-4-SF 49 (6:58) C.Schmidt punts 49 yards to end zone, Center-G.Sanborn, Touchback.

San Francisco 49ers at 6:51

- 1-10-SF 20 (6:51) (Shotgun) C.Kaepernick pass incomplete short left to Q.Patton (S.Gilmore). Receiver and coverage at SF 28, crossing to middle.
- 2-10-SF 20 (6:47) (No Huddle, Shotgun) C.Hyde up the middle to SF 22 for 2 yards (J.Hughes).
- 3-8-SF 22 (6:16) (No Huddle, Shotgun) C.Kaepernick scrambles right tackle to BUF 49 for 29 yards (S.Gilmore). R12
- 1-10-BUF 49 (5:47) (No Huddle, Shotgun) C.Hyde up the middle to BUF 47 for 2 yards (L.Douzable).
- 2-8-BUF 47 (5:19) (No Huddle, Shotgun) M.Davis left end pushed ob at BUF 40 for 7 yards (S.Gilmore).
- 3-1-BUF 40 (5:05) (No Huddle, Shotgun) M.Davis right guard to BUF 40 for no gain (P.Brown, Z.Brown).
- 4-1-BUF 40 (4:35) (No Huddle, Shotgun) M.Davis up the middle to BUF 40 for no gain (P.Brown, L.McCray).

Buffalo Bills at 4:29

- 1-10-BUF 40 (4:29) L.McCoy right tackle to SF 48 for 12 yards (T.Brock). R17
- 1-10-SF 48 (3:48) Direct snap to L.McCoy (T.Taylor at WR). (Shotgun) L.McCoy right guard to BUF 47 for -5 yards (N.Bellore).
- 2-15-BUF 47 (3:13) (Shotgun) T.Taylor pass deep right to N.O'Leary pushed ob at SF 30 for 23 yards (A.Bethea). Caught along sideline at SF 30. P18

San Francisco 49ers vs Buffalo Bills at New Era Field

1-10-SF 30

(2:40) (Shotgun) T.Taylor pass deep left to J.Hunter for 30 yards, TOUCHDOWN. Caught 2 yds. into end zone, slanting to sideline.

P19

D.Carpenter extra point is GOOD, Center-G.Sanborn, Holder-C.Schmidt.

SF 13 BUF 24, 4 plays, 60 yards, 1:55 drive, 12:26 elapsed

D.Carpenter kicks 65 yards from BUF 35 to end zone, Touchback.

San Francisco 49ers at 2:34

1-10-SF 25 (2:34) (Shotgun) C.Kaepernick sacked at SF 24 for -1 yards (Z.Brown).

2-11-SF 24 (1:58) (No Huddle, Shotgun) C.Kaepernick pass deep right to V.McDonald to SF 43 for 19 yards (R.Darby). Caught near sideline at SF 43.

P13

PENALTY on BUF-A.Williams, Face Mask (15 Yards), 15 yards, enforced at SF 43.

X14

1-10-BUF 42 (1:40) (No Huddle, Shotgun) C.Hyde up the middle to BUF 39 for 3 yards (C.Bryant, B.Spikes).

2-7-BUF 39 (1:14) (No Huddle, Shotgun) C.Kaepernick scrambles left end to BUF 31 for 8 yards (C.Graham).

R15

Timeout #1 by SF at 00:28.

1-10-BUF 31 (:28) (Shotgun) C.Kaepernick pass incomplete deep middle to T.Smith. Post route, underthrown, receiver 1 yd. into end zone.

2-10-BUF 31 (:21) (No Huddle, Shotgun) C.Hyde left tackle to BUF 29 for 2 yards (Z.Brown).

End of quarter - 3.26 pm

END OF QUARTER

	Score	Time Poss	First Downs				Efficiencies	
			R	P	X	T	3 Down	4 Down
San Francisco 49ers	13	7:37	3	1	1	5	1/4	0/1
Buffalo Bills	24	7:23	1	2	1	4	0/3	0/0

Fourth Quarter

10/16/2016

Play By Play

San Francisco 49ers continued.

- 3-8-BUF 29 (15:00) (Shotgun) C.Kaepernick pass incomplete deep left to J.Kerley. Underthrown, receiver near sideline at BUF 5.
 4-8-BUF 29 (14:53) **P.Dawson 47 yard field goal is GOOD, Center-K.Nelson, Holder-B.Pinion.**

SF 16 BUF 24, 8 plays, 46 yards, 1 penalty, 2:46 drive, 0:12 elapsed

B.Pinion kicks 65 yards from SF 35 to end zone, Touchback. Kick through end zone.

Buffalo Bills at 14:48

- 1-10-BUF 25 (14:48) (Shotgun) L.McCoy right tackle to BUF 20 for -5 yards (A.Armstead).
 2-15-BUF 20 (14:11) (Shotgun) L.McCoy left tackle to BUF 27 for 7 yards (N.Bellore).
 3-8-BUF 27 (13:34) (Shotgun) T.Taylor pass short left to C.Clay ran ob at BUF 41 for 14 yards. Caught along sideline at BUF 38. P20
1-10-BUF 41 (13:09) (Shotgun) L.McCoy up the middle to BUF 48 for 7 yards (M.Wilhoite).
 2-3-BUF 48 (12:41) (No Huddle, Shotgun) T.Taylor up the middle to SF 44 for 8 yards (E.Reid). R21
1-10-SF 44 (12:04) (No Huddle, Shotgun) M.Gillislee up the middle to SF 39 for 5 yards (D.Buckner).
 2-5-SF 39 (11:37) (No Huddle, Shotgun) T.Taylor scrambles left end pushed ob at SF 18 for 21 yards (A.Bethea). R22
1-10-SF 18 (10:59) **L.McCoy right guard for 18 yards, TOUCHDOWN. Key block: R.Incognito.** R23
 D.Carpenter extra point is GOOD, Center-G.Sanborn, Holder-C.Schmidt.

SF 16 BUF 31, 8 plays, 75 yards, 3:55 drive, 4:07 elapsed
--

D.Carpenter kicks 58 yards from BUF 35 to SF 7. K.Martin to SF 27 for 20 yards (N.Robey-Coleman). FUMBLES (N.Robey-Coleman), RECOVERED by BUF-J.Meeks at SF 27.

Buffalo Bills at 10:43

- 1-10-SF 27 (10:43) T.Taylor pass incomplete deep right to L.McCoy. Overthrown, receiver in front corner of end zone.
PENALTY on SF-E.Reid, Defensive Pass Interference, 22 yards, enforced at SF 27 - No Play. X24
 Timeout #1 by BUF at 10:37.
1-5-SF 5 (10:36) **T.Taylor pass short middle to R.Woods for 5 yards, TOUCHDOWN. Caught 2 yds. into end zone, crossing from right.** P25
 D.Carpenter extra point is GOOD, Center-G.Sanborn, Holder-C.Schmidt.

SF 16 BUF 38, 1 plays, 27 yards, 1 penalty, 0:11 drive, 4:28 elapsed

D.Carpenter kicks 65 yards from BUF 35 to end zone, Touchback. Kick through end zone.

San Francisco 49ers at 10:32

- 1-10-SF 25 (10:32) (Shotgun) M.Davis up the middle to SF 30 for 5 yards (L.Douzable; K.Williams).
 2-5-SF 30 (10:10) (No Huddle, Shotgun) C.Kaepernick sacked at SF 23 for -7 yards (L.Alexander). FUMBLES (L.Alexander) [L.Alexander], recovered by SF-J.Garnett at SF 18. J.Garnett to SF 18 for no gain (L.Douzable).
 3-17-SF 18 (9:28) (Shotgun) C.Kaepernick pass incomplete deep left [L.Alexander]. Thrown away under pressure.
 4-17-SF 18 (9:18) B.Pinion punts 48 yards to BUF 34, Center-K.Nelson. B.Tate pushed ob at BUF 37 for 3 yards (A.Burbridge).
PENALTY on BUF-L.McCray, Illegal Block Above the Waist, 10 yards, enforced at BUF 37.

Buffalo Bills at 9:05

- 1-10-BUF 27 (9:05) E.Manuel in at QB. (Shotgun) R.Bush left guard to BUF 32 for 5 yards (A.Brooks).
 2-5-BUF 32 (8:24) (Shotgun) J.Williams right guard to BUF 39 for 7 yards (N.Bellore, E.Harold). R26
1-10-BUF 39 (7:44) (Shotgun) E.Manuel pass incomplete short right to J.Felton. Dropped in flat at BUF 39.
 2-10-BUF 39 (7:39) (Shotgun) J.Williams left guard to BUF 42 for 3 yards (D.Buckner, E.Harold).
 3-7-BUF 42 (6:57) (Shotgun) *PENALTY on SF-E.Harold, Neutral Zone Infraction, 5 yards, enforced at BUF 42 - No Play.*
 3-2-BUF 48 (6:43) (Shotgun) E.Manuel pass incomplete short middle to J.Hunter. Nearly intercepted at SF 48.
 4-2-BUF 48 (6:38) C.Schmidt punts 49 yards to SF 3, Center-G.Sanborn, downed by BUF-K.Seymour.
PENALTY on SF, Defensive Offside, 5 yards, enforced at BUF 48 - No Play. X27
1-10-SF 47 (6:27) (Shotgun) M.Gillislee left guard to SF 44 for 3 yards (M.Wilhoite).
 2-7-SF 44 (5:47) (Shotgun) **M.Gillislee left guard for 44 yards, TOUCHDOWN.** R28
 D.Carpenter extra point is GOOD, Center-G.Sanborn, Holder-C.Schmidt.

SF 16 BUF 45, 7 plays, 73 yards, 2 penalties, 3:25 drive, 9:20 elapsed

D.Carpenter kicks 48 yards from BUF 35 to SF 17. J.Kerley pushed ob at SF 37 for 20 yards (N.Robey-Coleman).

San Francisco 49ers at 5:40, (1st play from scrimmage 5:34)

- 1-10-SF 37 (5:34) (Shotgun) C.Kaepernick pass incomplete short left to M.Davis.
 2-10-SF 37 (5:29) (No Huddle, Shotgun) C.Kaepernick pass short middle to V.McDonald to SF 43 for 6 yards (Z.Brown) [K.Williams]. Caught in flat at SF 43.
 3-4-SF 43 (4:50) (No Huddle, Shotgun) C.Kaepernick pass incomplete short right to J.Kerley. Through receiver's hands at SF 47.

San Francisco 49ers vs Buffalo Bills at New Era Field

4-4-SF 43 (4:45) B.Pinion punts 57 yards to end zone, Center-K.Nelson, Touchback. Kick through end zone.

Buffalo Bills at 4:37

1-10-BUF 20 (4:37) J.Williams left tackle to BUF 24 for 4 yards (M.Purcell). FUMBLES (M.Purcell), RECOVERED by SF-N.Bellore at BUF 27.

San Francisco 49ers at 4:28

1-10-BUF 27 (4:28) (Shotgun) C.Kaepernick pass short right to M.Davis pushed ob at BUF 21 for 6 yards (R.Humber). Caught along sideline at BUF 24.

2-4-BUF 21 (4:21) (No Huddle, Shotgun) C.Kaepernick sacked at BUF 28 for -7 yards (A.Washington).

3-11-BUF 28 (3:44) (No Huddle, Shotgun) C.Kaepernick pass short right to R.Streater pushed ob at BUF 12 for 16 yards (P.Brown). P16

1-10-BUF 12 (3:37) (No Huddle, Shotgun) C.Kaepernick pass incomplete short right to M.Davis.

2-10-BUF 12 (3:33) (Shotgun) S.Draughn up the middle to BUF 10 for 2 yards (R.Humber).

3-8-BUF 10 (2:50) (Shotgun) C.Kaepernick pass incomplete short left to Q.Patton (D.Williams). Receiver and coverage 8 yds. into end zone.

4-8-BUF 10 (2:41) (Shotgun) C.Kaepernick pass incomplete short right to T.Smith (R.Darby). Receiver and coverage along sideline, 8 yds. into end zone.

Buffalo Bills at 2:34

1-10-BUF 11 (2:34) One-yard difference on change of possession. (Shotgun) J.Williams left guard to BUF 12 for 1 yard (M.Purcell, D.Buckner).

Two-Minute Warning

2-9-BUF 12 (2:00) J.Williams left tackle to BUF 18 for 6 yards (M.Wilhoite).

3-3-BUF 18 (1:13) (Shotgun) E.Manuel right tackle to BUF 22 for 4 yards (C.Carradine). R29

1-10-BUF 22 (:31) E.Manuel kneels to BUF 21 for -1 yards.

End of game - 4.16 pm

END OF QUARTER

		Time Poss	First Downs				Efficiencies	
	Score		R	P	X	T	3 Down	4 Down
San Francisco 49ers	16	4:46	0	1	0	1	1/5	0/1
Buffalo Bills	45	10:14	6	2	2	10	2/3	0/0

Miscellaneous Statistics Report

San Francisco 49ers vs Buffalo Bills
10/16/2016 at New Era Field

Ten Longest Plays for San Francisco 49ers

Yards	Qtr	Play Start	Play Description
53	2	1-10-SF 47	(14:07) (No Huddle, Shotgun) C.Kaepernick pass deep right to T.Smith for 53 yards, TOUCHDOWN. Caught near sideline at BUF 25, crossed to middle after catch.
34	3	2-11-SF 24	(1:58) (No Huddle, Shotgun) C.Kaepernick pass deep right to V.McDonald to SF 43 for 19 yards (R.Darby). Caught near sideline at SF 43. PENALTY on BUF-A.Williams, Face Mask (15 Yards), 15 yards, enforced at SF 43.
29	3	3-8-SF 22	(6:16) (No Huddle, Shotgun) C.Kaepernick scrambles right tackle to BUF 49 for 29 yards (S.Gilmore).
17	1	1-10-SF 35	(14:05) (No Huddle, Shotgun) C.Kaepernick pass short middle to Q.Patton ran ob at BUF 48 for 17 yards. Shovel pass, caught at SF 32.
16	4	3-11-BUF 28	(3:44) (No Huddle, Shotgun) C.Kaepernick pass short right to R.Streater pushed ob at BUF 12 for 16 yards (P.Brown).
15	1	3-11-BUF 29	(8:50) (Shotgun) C.Kaepernick pass short right to T.Smith pushed ob at BUF 14 for 15 yards (R.Darby). Crossing pattern, caught at BUF 25.
15	2	1-10-SF 49	(7:50) (No Huddle, Shotgun) C.Hyde right guard to BUF 36 for 15 yards (A.Williams; P.Brown).
13	2	1-10-SF 25	(9:02) (Shotgun) C.Kaepernick pass short left to Q.Patton to SF 38 for 13 yards (A.Williams). Caught at SF 37, crossing from middle.
11	1	3-22-BUF 26	(6:27) (Shotgun) C.Kaepernick pass short left to Q.Patton to BUF 15 for 11 yards (P.Brown).
11	2	1-10-SF 36	(14:32) (No Huddle, Shotgun) C.Hyde left end pushed ob at SF 47 for 11 yards (K.Williams).

Ten Longest Plays for Buffalo Bills

Yards	Qtr	Play Start	Play Description
44	4	2-7-SF 44	(5:47) (Shotgun) M.Gillislee left guard for 44 yards, TOUCHDOWN.
38	2	2-2-BUF 33	(13:23) (Shotgun) L.McCoy up the middle to SF 29 for 38 yards (E.Reid).
30	3	1-10-SF 30	(2:40) (Shotgun) T.Taylor pass deep left to J.Hunter for 30 yards, TOUCHDOWN. Caught 2 yds. into end zone, slanting to
23	3	2-15-BUF 47	(3:13) (Shotgun) T.Taylor pass deep right to N.O'Leary pushed ob at SF 30 for 23 yards (A.Bethea). Caught along sideline at
22	2	3-20-BUF 26	(3:10) (Shotgun) L.McCoy left tackle pushed ob at BUF 48 for 22 yards (R.Robinson).
21	4	2-5-SF 39	(11:37) (No Huddle, Shotgun) T.Taylor scrambles left end pushed ob at SF 18 for 21 yards (A.Bethea).
20	1	1-10-BUF 25	(5:43) (Shotgun) T.Taylor pass deep right to C.Clay to BUF 45 for 20 yards (E.Reid). Caught at BUF 43, crossing from middle.
18	1	1-10-SF 45	(4:23) T.Taylor back at QB. (Shotgun) T.Taylor pass short right to R.Woods pushed ob at SF 27 for 18 yards (A.Bethea).
18	4	1-10-SF 18	(10:59) L.McCoy right guard for 18 yards, TOUCHDOWN. Key block: R.Incognito.
16	1	2-21-BUF 12	(10:57) (Shotgun) L.McCoy left guard to BUF 28 for 16 yards (A.Brooks).

Touchdown Scoring Information

		Offense	Defense	Special Teams
VISITOR	San Francisco 49ers	1	0	0
HOME	Buffalo Bills	6	0	0

Player Scoring Information

Club	Player	TD	Rush TD	Rec TD	KO TD	Punt TD	Int TD	Fum TD	Misc TD	FG	XP	2Pt Rush	2Pt Rec	Sfty	Points
SF	P.Dawson	0	0	0	0	0	0	0	0	3	1	0	0	0	10
SF	T.Smith	0	0	1	0	0	0	0	0	0	0	0	0	0	6
BUF	L.McCoy	0	3	0	0	0	0	0	0	0	0	0	0	0	18
BUF	D.Carpenter	0	0	0	0	0	0	0	0	1	6	0	0	0	9
BUF	M.Gillislee	0	1	0	0	0	0	0	0	0	0	0	0	0	6
BUF	J.Hunter	0	0	1	0	0	0	0	0	0	0	0	0	0	6
BUF	R.Woods	0	0	1	0	0	0	0	0	0	0	0	0	0	6

Possession Detail

	First Half		Second Half		Game	
	Visitor	Home	Visitor	Home	Visitor	Home
Largest Lead	3	4	0	29	3	29
Drives Leading	0	1	0	9	0	10
Time of Possession Leading	0:00	5:33	0:00	17:37	0:00	23:10
Largest Deficit	-4	-3	-29	0	-29	-3
Drives Trailing	3	2	8	0	11	2
Time of Possession Trailing	6:03	9:07	12:23	0:00	18:26	9:07
Times Score Tied Up		0		0		0
Lead Changes		4		0		4

Playtime Percentage

Percent of playtime per player on offense, defense and special teams

San Francisco 49ers						Buffalo Bills					
		Offense	Defense	Special Teams			Offense	Defense	Special Teams		
J Staley	T	61	100%	4	12%	R Incognito	G	79	100%	7	21%
Z Beadles	G	61	100%	4	12%	J Mills	T	79	100%	7	21%
T Brown	T	61	100%	4	12%	J Miller	G	79	100%	7	21%
J Garnett	G	61	100%	4	12%	E Wood	C	74	94%		
C Kaepernick	QB	61	100%			C Glenn	T	72	91%	7	21%
D Kilgore	C	61	100%			T Taylor	QB	67	85%		
J Kerley	WR	57	93%	7	21%	C Clay	TE	61	77%		
Q Patton	WR	55	90%	2	6%	R Woods	WR	54	68%		
T Smith	WR	51	84%	1	3%	M Goodwin	WR	50	63%		
C Hyde	RB	32	52%			L McCoy	RB	49	62%		
V McDonald	TE	30	49%			J Hunter	WR	46	58%		
G Celek	TE	27	44%	17	52%	N O'Leary	TE	38	48%	9	27%
M Davis	RB	24	39%	16	48%	J Felton	FB	30	38%		
A Burbridge	WR	12	20%	22	67%	W Powell	WR	27	34%	8	24%
R Streater	WR	10	16%	5	15%	M Gillislee	RB	18	23%	14	42%
S Draughn	RB	5	8%	14	42%	E Manuel	QB	13	16%		
J Hamm	TE	2	3%	17	52%	R Groy	G	11	14%	7	21%
N Bellore	LB		79 100%	12	36%	J Williams	RB	8	10%		
E Reid	FS		79 100%	7	21%	M Ola	T	7	9%	7	21%
T Brock	CB		79 100%	4	12%	B Tate	WR	4	5%	11	33%
A Bethea	SS		79 100%			R Bush	RB	3	4%	8	24%
M Wilhoite	LB		74 94%	5	15%	R Darby	CB		61 100%	9	27%
D Buckner	DT		73 92%			N Robey	CB		60 98%	8	24%
A Brooks	LB		67 85%	7	21%	P Brown	LB		58 95%	8	24%
A Armstead	DT		64 81%			S Gilmore	CB		54 89%	4	12%
K Reaser	CB		54 68%	16	48%	J Hughes	LB		53 87%	1	3%
R Robinson	CB		44 56%	4	12%	Z Brown	LB		52 85%	4	12%
E Harold	LB		41 52%	9	27%	C Graham	FS		51 84%	7	21%
A Lynch	LB		39 49%	6	18%	A Williams	SS		51 84%	3	9%
Q Dial	DT		37 47%	11	33%	K Williams	DT		43 70%	4	12%
G Dorsey	NT		19 24%			L Douzable	DE		42 69%	11	33%
M Purcell	NT		13 16%	18	55%	L Alexander	LB		32 52%	21	64%
D Johnson	CB		11 14%	24	73%	L McCray	LB		21 34%	22	67%
C Carradine	LB		11 14%	14	42%	J Worthy	DT		17 28%		
G Hodges	LB		4 5%	18	55%	B Spikes	LB		16 26%		
R Blair	DT		2 3%	1	3%	C Bryant	NT		13 21%	16	48%
S Skov	LB			29	88%	R Humber	LB		12 20%	22	67%
M Cromartie	FS			22	67%	R Blanton	FS		10 16%	23	70%
B Pinion	P			14	42%	D Williams	SS		10 16%	14	42%
K Nelson	LS			9	27%	A Washington	DT		8 13%	4	12%
K Martin	WR			5	15%	K Seymour	CB		7 11%	16	48%
A Tiller	G			4	12%	J Meeks	SS			22	67%
P Dawson	K			4	12%	C White	CB			15	45%
J Shepherd	DB			3	9%	D Carpenter	K			15	45%

G Sanborn	LS	11	33%
C Schmidt	P	11	33%

ALL-TIME REGULAR SEASON SERVICE

MOST SEASONS PLAYED

Player	Seasons
1. John Brodie (1957–1973)	17
2. Jerry Rice (1985–2000)	16
Jimmy Johnson (1961–1976)	16
4. Charlie Krueger (1959–1973)	15
Len Rohde (1960–1974)	15

MOST CONSECUTIVE GAMES PLAYED

Player	Games
1. Brian Jennings (2000–2012)	208
Len Rohde (1960–1974)	208
3. Jerry Rice (1985–2000)	189
4. Leo Nomellini (1950–1963)	174

MOST REGULAR SEASON GAMES PLAYED

Player	Pos	Years	Seasons	Games
1. Jerry Rice	WR	1985–2000	16	238
2. Jimmy Johnson	DB/HB	1961–1976	16	213
3. Brian Jennings	TE/LS	2000–2012	13	208
Bryant Young	DT	1994–2007	14	208
Len Rohde	T	1960–1974	15	208
6. John Brodie	QB	1957–1973	17	201
7. Charlie Krueger	DT	1959–1973	15	198
8. Keith Fahnhorst	T	1974–1987	14	193
9. Randy Cross	G/C	1976–1988	13	185
10. Jesse Sapolu	G/C	1983–1997	15	182

MOST REGULAR SEASON GAMES PLAYED BY POSITION

Quarterbacks	Pos	Years	Seasons	Games
1. John Brodie	QB	1957–1973	17	201
2. Joe Montana	QB	1979–1992	14	167
3. Steve Young	QB	1987–1999	13	150
4. Y.A. Tittle	QB	1951–1960	10	112
5. Steve Spurrier	QB	1967–1975	9	92
6. Alex Smith	QB	2005–2012	8	80
7. Jeff Garcia	QB	1999–2003	5	74
8. Colin Kaepernick	QB	2011–*	6	59
9. Elvis Grbac	QB	1993–1996	4	43
10. Steve DeBerg	QB	1978–1980	3	39
Billy Kilmer	QB	1961–1966	6	39

Offensive Linemen	Pos	Years	Seasons	Games
1. Len Rohde	T	1960–1974	15	208
2. Keith Fahnhorst	T	1974–1987	14	193
3. Randy Cross	G/C	1976–1988	13	185
4. Jesse Sapolu	G/C	1983–1997	15	182
5. Steve Wallace	T	1986–1996	11	166
6. Bruce Bosley	C/G	1956–1968	13	163
7. John Ayers	G	1977–1986	10	148
8. Guy McIntyre	G	1984–1993	10	145
9. Fred Quillan	C	1978–1987	10	143
10. Harris Barton	T	1987–1996	10	138

WRs/TEs	Pos	Years	Seasons	Games
1. Jerry Rice	WR	1985–2000	16	238
2. Brian Jennings	TE/LS	2000–2012	13	208
3. Brent Jones	TE	1987–1997	11	143
4. Vernon Davis	TE	2006–2015	9	139
5. Mike Wilson	WR	1981–1990	10	136
6. Dwight Clark	WR	1979–1987	9	134
7. Gene Washington	WR	1969–1977	9	124
8. Terrell Owens	WR	1996–2003	8	121
John Taylor	WR	1987–1995	9	121
10. Freddie Solomon	WR	1978–1985	8	114

Running Backs	Pos	Years	Seasons	Games
1. Frank Gore	RB	2005–2014	10	148
2. Joe Perry	FB	1950–1963	12	131
3. Ken Willard	FB	1965–1973	9	125
4. Roger Craig	RB	1983–1990	8	121
5. Tom Rathman	FB	1986–1993	8	115
6. Fred Beasley	FB	1998–2005	8	114
7. Terry Jackson	RB	1999–2005	7	100
8. Hugh McElhenny	HB	1952–1960	9	97
J.D. Smith	HB	1956–1964	9	97
10. Dexter Carter	RB	1990–1996	7	90

Defensive Linemen	Pos	Years	Seasons	Games
1. Bryant Young	DT	1994–2007	14	208
2. Charlie Krueger	DT	1959–1973	15	198
3. Leo Nomellini	DT	1950–1963	14	174
4. Roland Lakes	DT	1961–1970	10	140
5. Cedrick Hardman	DE	1970–1979	10	139
6. Tommy Hart	DE	1968–1977	10	131
7. Isaac Sopoaga	DT	2005–2012	8	125
8. Michael Carter	NT	1984–1992	9	121
9. Dwaine Board	DE	1979–1988	10	117
10. Dennis Brown	DE	1990–1996	7	110

Linebackers	Pos	Years	Seasons	Games
1. Matt Hazeltine	LB	1955–1968	14	176
2. Keena Turner	LB	1980–1990	11	153
Dave Wilcox	LB	1964–1974	11	153
4. Frank Nunley	LB	1967–1976	10	137
5. Willie Harper	LB	1973–1983	11	134
Mike Walter	LB	1984–1993	10	134
7. Jeff Ulbrich	LB	2000–2009	10	120
8. Skip Vanderbundt	LB	1969–1977	9	119
9. Patrick Willis	LB	2007–2014	8	112
Ken Norton	LB	1994–2000	7	112

Secondary	Pos	Years	Seasons	Games
1. Jimmy Johnson	DB/HB	1961–1976	16	213
2. Mel Phillips	DB	1966–1977	12	147
3. Ronnie Lott	S	1981–1990	10	129
4. Merton Hanks	S	1991–1998	8	125
5. Don Griffin	CB	1986–1993	8	114
6. Tim McDonald	S	1993–1999	7	111
7. Eric Wright	CB	1981–1990	10	110
8. Tarell Brown	CB	2007–2013	7	100
Bruce Taylor	CB	1970–1977	8	100
10. Shawntae Spencer	CB	2004–2011	8	98

Kickers	Pos	Years	Seasons	Games
1. Ray Wersching	K	1977–1987	11	155
2. Tommy Davis	K	1959–1969	11	138
3. Mike Cofer	K	1988–1993	6	96
4. Joe Nedney	K	2005–2010	6	86
5. Bruce Gossett	K	1970–1974	5	70

Punters	Pos	Years	Seasons	Games
1. Andy Lee	P	2004–2014	11	176
2. Tom Wittum	P	1973–1977	5	70
3. Max Runager	P	1984–1988	5	59
4. Tommy Thompson	P	1995–1997	3	48
5. Barry Helton	P	1988–1990	3	47

ALL-TIME REGULAR SEASON SCORING

ALL-TIME LEADING SCORERS

Player	Years	Gms	TDs	Rsh	Rec	Ret	2-pt	PAT	FG	Pts
1. Jerry Rice	1985-2000	238	187	10	176	1	4	0/0	0/0	1,130
2. Ray Wersching	1977-1987	155	0	0	0	0	0	409/425	190/261	979
3. Tommy Davis	1959-1969	138	0	0	0	0	0	348/350	130/276	738
4. Mike Cofer	1988-1993	96	0	0	0	0	0	289/296	128/191	673
5. Gordy Soltau	1950-1958	107	25	0	25	0	0	284/303	70/139	644
6. Joe Nedney	2005-2010	86	0	0	0	0	0	154/154	129/149	541
7. Terrell Owens	1996-2003	121	83	2	81	0	2	0/0	0/0	502
8. Bruce Gossett	1970-1974	70	0	0	0	0	0	163/168	99/153	460
9. Frank Gore	2005-2014	148	76	64	11	1	1	0/0	0/0	458
10. Roger Craig	1983-1990	121	66	50	16	0	0	0/0	0/0	396
11. Phil Dawson	2013-*	53	0	0	0	0	0	111/112	88/102	375
12. Ken Willard	1965-1973	125	61	45	16	0	0	0/0	0/0	366
13. Gene Washington	1969-1977	124	59	0	59	0	0	0/0	0/0	354
14. Joe Perry	1950-1963	131	57	50	7	0	0	6/7	1/6	351
15. Vernon Davis	2006-2015	139	55	0	53	0	1	0/0	0/0	332
16. Hugh McElhenny	1952-1960	97	51	35	15	1	0	0/0	0/0	306
17. David Akers	2011-2012	32	0	0	0	0	0	78/78	73/94	297
18. Billy Wilson	1951-1960	100	49	0	49	0	0	0/0	0/0	294
19. Dwight Clark	1979-1987	134	48	0	48	0	0	0/0	0/0	288
Freddie Solomon	1978-1985	114	48	3	43	2	0	0/0	0/0	288

MOST POINTS IN SINGLE SEASON

Player	Year	TDs	XPM	XPA	FGM	FGA	2pt	Pts
1. David Akers	2011	0	34	34	44	52	0	166
2. Phil Dawson	2013	0	44	44	32	36	0	140
3. Jerry Rice	1987	23	0	0	0	0	0	138
4. Mike Cofer	1989	0	49	51	29	36	0	136
5. David Akers	2012	0	44	44	29	42	0	131
Ray Wersching	1984	0	56	56	25	35	0	131
7. Jeff Wilkins	1996	0	40	40	30	34	0	130
8. Ray Wersching	1983	0	51	51	25	30	0	126
9. Gary Anderson	1997	0	38	38	29	36	0	125
10. Mike Cofer	1988	0	40	41	27	38	0	121
Joe Nedney	2008	0	34	34	29	33	0	121

Led NFL

Led Conference

+ NFL Record

LONGEST FIELDS GOALS

Player	Game	Lg
1. David Akers	at GB (9/9/12)	63
2. Phil Dawson	at Arz. (12/29/13)	56
Joe Nedney	at StL (12/24/05)	56
Mike Cofer	at Atl. (10/14/90)	56
5. Phil Dawson	vs. KC (10/5/14)	55
Phil Dawson	at NO (11/17/13)	55
David Akers	at Det. (10/16/11)	55
David Akers	vs. Dal. (9/18/11)	55
8. Phil Dawson	at StL (11/1/15)	54
Phil Dawson	at StL (10/13/14)	54
David Akers	at Sea. (12/23/12)	54
Steve Mike-Mayer	at LA Rams (11/9/75)	54
Bruce Gossett	vs. NO (10/21/73)	54
11. Phil Dawson	vs. Arz. (11/29/15)	53
Phil Dawson	vs. Bal. (10/18/15)	53
Phil Dawson	vs. Car. (11/10/13)	53
Phil Dawson	vs. Arz. (12/28/14)	53
David Akers	at Sea. (12/24/11)	53
David Akers	at Cin. (9/25/11)	53
Joe Nedney	vs. Phi. (10/12/08)	53
Ray Wersching	at Det. (9/2/84)	53
Tommy Davis	at LA Rams (10/17/65)	53
Tommy Davis	vs. Chi. (10/4/64)	53

ALL-TIME SCORING

Touchdowns by Rushing	995
Touchdowns by Receptions	1,388
Touchdowns by Interception Return	83
Touchdowns by Kickoff Return	21
Touchdowns by Punt Return	30
Fields Goals Made	1,198
Safeties	34

50+ YARD FIELD GOALS, Career

Player	No.
1. Phil Dawson	13
2. Joe Nedney	10
3. David Akers	9
4. Mike Cofer	5
5. Tommy Davis	4
Ray Wersching	4
7. Bruce Gossett	2
Todd Peterson	2

FIELD GOAL PCT., Career

Player	Pct.
1. Joe Nedney, 129-149	86.6
2. Phil Dawson, 88-102	86.2
3. Ray Wersching, 190-261	72.8
4. Mike Cofer, 128-191	67.0

SAFETIES, Career

Player	Safeties
1. Bryant Young	3
Charlie Krueger	3
3. Leo Nomellini	2
4. 18 Players	1
Last: Corey Lemonier 10/13/13 vs. Arz.	

MOST TOUCHDOWNS, Career

Player	TD
1. Jerry Rice (WR)	187
2. Terrell Owens (WR)	83
3. Frank Gore (RB)	76
4. Roger Craig (RB)	66
5. Ken Willard (FB)	61
6. Gene Washington (WR)	59
7. Joe Perry (FB)	57
8. Vernon Davis (TE)	55
9. Hugh McElhenny (HB)	51
10. Billy Wilson (E)	49

MOST FGs MADE, Career

Player	FGM
1. Ray Wersching	190
2. Tommy Davis	130
3. Joe Nedney	129
4. Mike Cofer	128
5. Bruce Gossett	99
6. Phil Dawson	88
7. David Akers	73
8. Gordie Soltau	70
9. Wade Richey	54
10. Jeff Wilkins	42

MOST FGs ATTEMPTED, Career

Player	FGA
1. Tommy Davis	276
2. Ray Wersching	261
3. Mike Cofer	191
4. Bruce Gossett	153
5. Joe Nedney	149
6. Gordie Soltau	139
7. Phil Dawson	102
8. David Akers	94
9. Wade Richey	72
10. Steve Mike-Mayer	56

MOST PATs MADE, Career

Player	PAT
1. Ray Wersching	409
2. Tommy Davis	348
3. Mike Cofer	289
4. Gordie Soltau	284
5. Bruce Gossett	163
6. Joe Nedney	154
7. Wade Richey	122
8. Phil Dawson	111
9. Doug Brien	79
10. David Akers	78

MOST PATs ATTEMPTED, Career

Player	PAT
1. Ray Wersching	425
2. Tommy Davis	350
3. Gordie Soltau	303
4. Mike Cofer	296
5. Bruce Gossett	168
6. Joe Nedney	154
7. Wade Richey	127
8. Phil Dawson	112
9. Doug Brien	81
10. David Akers	78

ALL-TIME REGULAR SEASON SCORING

TOP SINGLE-GAME SCORING PERFORMANCES

MOST POINTS

Player	Game	Points
1. Jerry Rice (WR)	at Atl. (10/14/90) – 5 TDs	30
2. Gordie Soltau (E)	vs. LA Rams (10/28/51) – 3 TDs, 1 FG, 5 PATs	26
3. Jerry Rice (WR)	at TB (11/14/93) – 4 TDs	24
Billy Kilmer (QB)	at Min. (10/15/61) – 4 TDs	24
5. Jeff Wilkins (K)	vs. Atl. (9/29/96) – 6 FGs, 3 PATs	21
Gordie Soltau (E)	vs. Bal. (12/13/53) – 2 TDs, 1FG, 6 PATs	21

MOST TOUCHDOWNS

Player	Game	TDs
1. Jerry Rice (WR)	at Atl. (10/14/90)	5
2. Jerry Rice (WR)	at TB (11/14/93)	4
Billy Kilmer (QB)	at Min. (10/15/61)	4

MOST FIELD GOALS MADE

Player	Game	FGM
1. Jeff Wilkins	vs. Atl. (9/29/96)	6
Ray Wersching	at NO (10/16/83)	6
3. Joe Nedney	vs. TB (10/30/05)	5
Jeff Chandler	vs. Chi. (9/7/03)	5
Bruce Gossett	at Den. (9/23/73)	5

MOST FIELD GOALS ATTEMPTED

Player	Game	FGA
1. David Akers	vs. Arz. (11/20/11)	6
Joe Nedney	vs. TB (10/30/05)	6
Jeff Wilkins	vs. Atl. (9/29/96)	6
Ray Wersching	at NO (10/16/83)	6
Tommy Davis	at LA Rams (10/17/65)	6
Tommy Davis	at Dal. (11/20/60)	6
Gordie Soltau	at GB (11/23/58)	6

MOST PATS MADE

Player	Game	PATs Made
1. Mike Cofer	vs. Atl. (10/18/92)	8
2. Mike Cofer	at Det. (12/19/93)	7
Mike Cofer	vs. Chi. (12/23/91)	7
Bruce Gossett	at Atl. (10/29/72)	7
Tommy Davis	vs. Chi. (9/19/65)	7
Tommy Davis	at Det. (10/1/61)	7

MOST PATS ATTEMPTED

Player	Game	PATs Att.
1. Mike Cofer	vs. Atl. (10/18/92)	8
2. Mike Cofer	at Det. (12/19/93)	7
Mike Cofer	vs. Chi. (12/23/91)	7
Bruce Gossett	at Atl. (10/29/72)	7
Tommy Davis	vs. Chi. (9/19/65)	7
Tommy Davis	at Det. (10/1/61)	7

MOST CONSECUTIVE FIELD GOALS MADE

Player	FG
1. Phil Dawson (10/6/13 to 12/29/13)	27
2. Phil Dawson (9/14/15 to 12/13/15)	19
3. Joe Nedney (11/26/06 to 9/30/07)	18
4. Mike Cofer (12/4/88 to 10/1/89)	17
Wade Richey (12/27/98 to 11/7/99)	16
Gary Anderson (9/14/97 to 11/10/97)	16
7. David Akers (10/9/11 to 11/13/11)	15
Jose Cortez (9/5/02 to 11/3/02)	13
Bruce Gossett (10/14/73 to 12/2/73)	13

MOST TOUCHDOWNS, Season

Player	TD
1. Jerry Rice (1987), 22 rec., 1 rush	23
2. Jerry Rice (1995), 15 rec., 1 rush, 1 fum. rec.	17
Jerry Rice (1989), 17 rec.	17
4. Terrell Owens (2001), 16 rec.	16
Jerry Rice (1993), 15 rec, 1 rush	16
Jerry Rice (1986), 15 rec., 1 rush	16

MOST FGs MADE, Season

Player	FGM
1. David Akers (2011)	44
2. Phil Dawson (2013)	32
3. Jeff Wilkins (1996)	30
4. David Akers (2012)	29
Joe Nedney (2008)	29
Joe Nedney (2006)	29
Gary Anderson (1997)	29
Mike Cofer (1989)	29

MOST CONSECUTIVE GAMES WITH FG MADE

Player	Games
1. David Akers (9/11/11 to 12/30/12)	32
2. Bruce Gossett (11/29/70 to 10/1/72)	21

MOST FGs ATTEMPTED, Season

Player	FGA
1. David Akers (2011)	52
2. David Akers (2012)	42
3. Mike Cofer (1988)	38
4. Phil Dawson (2013)	36
Gary Anderson (1997)	36
Mike Cofer (1990)	36
Mike Cofer (1989)	36
Bruce Gossett (1971)	36

MOST PATs MADE, Season

Player	PAT
1. Doug Brien (1994)	60
2. Mike Cofer (1993)	59
3. Ray Wersching (1984)	56
4. Mike Cofer (1992)	53
5. Ray Wersching (1985)	52
Tommy Davis (1965)	52

MOST CONSECUTIVE PATs MADE

Player	PAT
1. Tommy Davis (9/27/59 to 12/12/65)	234

MOST PATs ATTEMPTED, Season

Player	PAT
1. Doug Brien (1994)	62
2. Mike Cofer (1993)	61
3. Ray Wersching (1984)	56
4. Mike Cofer (1992)	54
5. Ray Wersching (1985)	53
Tommy Davis (1965)	53

MOST CONSECUTIVE GAMES WITH A TOUCHDOWN

Player	Games
1. Jerry Rice (12/19/86 to 12/27/87)	13
2. Terrell Owens (11/8/98 to 12/27/98)	8
Jerry Rice (12/8/89 to 11/27/89)	8
Dave Parks (11/7/65 to 9/11/66)	8

ALL-TIME REGULAR SEASON PASSING

ALL-TIME LEADING PASSERS (BY YARDS)

Player	Years	Gms	Att	Cmp	Pct	Yards	TD	INT	Lg	QB	INT
										Rat	Pct.
1. Joe Montana	1979–1992 (14)	167	4,600	2,929	63.7	35,124	244	123	96t	93.5	2.7
2. John Brodie	1957–1973 (17)	201	4,491	2,469	55.0	31,548	214	224	83t	72.3	5.0
3. Steve Young	1987–1999 (13)	150	3,648	2,400	65.8	29,907	221	86	97t	101.4	2.4
4. Jeff Garcia	1999–2003 (5)	74	2,360	1,449	61.4	16,408	113	56	76t	88.3	2.4
5. Y.A. Tittle	1951–1960 (10)	112	2,194	1,226	55.9	16,016	108	134	78t	70.0	6.1
6. Alex Smith	2005–2012 (8)	80	2,177	1,290	59.3	14,280	81	63	75	79.1	2.9
7. Colin Kaepernick	2011–* (6)	59	1,390	828	59.6	10,217	57	26	80t	88.2	1.9
8. Steve DeBerg	1978–1980 (3)	39	1,201	670	55.8	7,220	37	60	93t	63.1	5.0
9. Steve Spurrier	1967–1975 (9)	92	840	441	52.5	5,250	33	48	81t	61.2	5.7
10. Tim Rattay	2000–2005 (6)	32	586	356	60.8	3,941	24	18	89t	81.6	3.1
11. Frankie Albert	1950–1952 (3)	36	601	316	52.6	3,847	27	43	60	57.7	7.2
12. Shaun Hill	2007–2009 (3)	18	522	322	61.7	3,490	23	11	61	87.3	2.1
13. Jim Plunkett	1976–1977 (2)	26	491	254	51.7	3,285	22	30	85t	62.5	6.1
14. Elvis Grbac	1994–1996 (3)	42	430	284	66.0	3,098	18	16	81t	85.6	3.7
15. Blaine Gabbert	2014–* (3)	13	439	268	61.0	2,959	16	13	75t	80.9	3.0
16. Steve Bono	1989–1993 (5)	34	359	220	61.3	2,558	14	7	78	87.7	1.9
17. Ken Dorsey	2004–2005 (2)	11	316	171	54.1	1,712	8	11	59	63.7	3.5
18. George Mira	1964–1968 (5)	47	240	112	46.7	1,711	17	14	79t	70.0	5.8
19. Norm Snead	1974–1975 (2)	12	237	138	58.2	1,705	11	11	60t	76.7	4.6
20. J.T. O'Sullivan	2008 (1)	9	220	128	58.2	1,678	8	11	63	73.6	5.0

MOST PASSING YARDS IN SINGLE SEASON

Player	Year	Att	Cmp	Pct	Yards	TD	INT	Lg	QB	INT
									Rat	Pct
1. Jeff Garcia	2000	561	355	63.3	4,278	31	10	69t	97.6	1.8
2. Steve Young	1998	517	322	62.3	4,170	36	12	81t	101.1	2.3
3. Steve Young	1993	462	314	68.0	4,023	29	16	80t	101.5	3.5
4. Steve Young	1994	461	324	70.3	3,969	35	10	69t	112.8	2.2
5. Joe Montana	1990	520	321	61.7	3,944	26	16	78t	89.0	3.1
6. Joe Montana	1983	515	332	64.5	3,910	26	12	77t	94.6	2.3
7. Joe Montana	1985	494	303	61.3	3,653	27	13	73	91.3	2.6
8. Steve DeBerg	1979	578	347	60.0	3,652	17	21	50	73.1	3.6
9. Joe Montana	1984	432	279	64.6	3,630	28	10	80t	102.9	2.3
10. Joe Montana	1981	488	311	63.7	3,565	19	12	78t	88.4	2.5

Led NFL

Led Conference

MOST CONSECUTIVE COMPLETIONS

Player	Game(s)	Cmp
1. Joe Montana	last 5 vs. Cle. (11/29/87) first 17 at GB (12/6/87)	22
2. Steve Young	at Was. (11/24/96)	19

CONSECUTIVE PASSES WITHOUT INTERCEPTION

Player	Game(s)	Atts
1. Alex Smith	12 passes at Bal. (11/24/11) to 33 passes at Min. (9/23/12)	249
2. Steve Young	22 passes vs. Min. (10/3/93) to 12 passes at LA Rams (11/28/93)	184
3. Joe Montana	12 passes at Phi. (9/24/89) to 6 passes vs. GB (11/19/89)	154

CONSECUTIVE GAMES WITH TOUCHDOWN PASS

Player	Game(s)	Gms
1. C. Kaepernick	at NO (10/17/13) to vs. Was. (11/23/14)	18
Steve Young	at Det. (10/9/94) to vs. StL (11/26/95) note: DNP in 5 games in 1995	18
3. Steve Young	vs. NYJ (9/6/98) to vs. StL (12/27/98) note: EQ on 11/8/98	15
Jeff Garcia	at SD (12/3/00) to vs. Buf. (12/2/01)	15

BEST QB RATING, Career

Player	QB Rat
1. Steve Young	101.4
2. Joe Montana	93.5
3. Jeff Garcia	88.3
4. Colin Kaepernick	88.2
5. Shaun Hill	87.3
6. Tim Rattay	81.6
7. Alex Smith	79.1
8. John Brodie	72.3
9. Y.A. Tittle	70.0
10. Steve DeBerg	63.1

(min. 500 attempts)

AVG Yds PER ATTEMPT, Career

Player	Y/A
1. Steve Young	8.2
2. Joe Montana	7.6
3. Colin Kaepernick	7.4
4. Y.A. Tittle	7.3
5. John Brodie	7.0

(min. 500 attempts)

MOST ATTEMPTS, Career

Player	Att
1. Joe Montana	4,600
2. John Brodie	4,491
3. Steve Young	3,648
4. Jeff Garcia	2,360
5. Y.A. Tittle	2,194
6. Alex Smith	2,177
7. Colin Kaepernick	1,390
8. Steve DeBerg	1,201
9. Steve Spurrier	840
10. Frankie Albert	601

MOST COMPLETIONS, Career

Player	Comp
1. Joe Montana	2,929
2. John Brodie	2,469
3. Steve Young	2,400
4. Jeff Garcia	1,449
5. Alex Smith	1,290
6. Y.A. Tittle	1,226
7. Colin Kaepernick	828
8. Steve DeBerg	670
9. Steve Spurrier	441
10. Tim Rattay	356

MOST TD PASSES, Career

Player	TD
1. Joe Montana	244
2. Steve Young	221
3. John Brodie	214
4. Jeff Garcia	113
5. Y.A. Tittle	108
6. Alex Smith	81
7. Colin Kaepernick	57
8. Steve DeBerg	37
9. Steve Spurrier	33
10. Frankie Albert	27

MOST INTs, Career

Player	INT
1. John Brodie	224
2. Y.A. Tittle	134
3. Joe Montana	123
4. Steve Young	86
5. Alex Smith	63
6. Steve DeBerg	60
7. Jeff Garcia	56
8. Steve Spurrier	48
9. Frankie Albert	43
10. Jim Plunkett	30

BEST COMPLETION PCT., Career

Player	Comp. %
1. Steve Young	65.8
2. Joe Montana	63.7
3. Shaun Hill	61.7
4. Jeff Garcia	61.4
5. Tim Rattay	60.8
6. Colin Kaepernick	59.6
7. Alex Smith	59.3
8. Y.A. Tittle	55.9
9. Steve DeBerg	55.8
10. John Brodie	55.0

(min. 500 attempts)

ALL-TIME REGULAR SEASON PASSING

TOP SINGLE-GAME PASSING

MOST PASSING YARDS

Player	Game	Yards
1. Joe Montana	at Atl. (10/14/90)	476
2. Steve Young	at LA Rams (11/28/93)	462
3. Joe Montana	at LA Rams (12/11/89)	458
4. Steve Young	vs. Buf. (9/13/92)	449
5. Joe Montana	at Was. (11/17/86)	441

MOST ATTEMPTS

Player	Game	Att
1. Joe Montana	at Was. (11/17/86)	60
2. Joe Montana	at Atl. (10/6/85)	57
Tim Rattay	vs. Arz. (10/10/04)	57
4. Jeff Garcia	at Dal. (12/8/02)	55
5. Jeff Garcia	at Car. (11/18/01)	54
Steve DeBerg	at Atl. (12/16/79)	54
John Brodie	at Chi. (11/13/66)	54

MOST COMPLETIONS

Player	Game	Comp
1. Tim Rattay	vs. Arz. (10/10/04)	38
2. Joe Montana	at Atl. (10/6/85)	37
3. Jeff Garcia	vs. Chi. (12/17/00)	36
Jeff Garcia	at Dal. (12/8/02)	36
5. Jeff Garcia	at Car. (11/18/01)	34
Joe Montana	at Pit. (9/13/87)	34

MOST TOUCHDOWN PASSES

Player	Game	TD
1. Joe Montana	at Atl. (10/14/90)	6
2. Joe Montana	at Phi. (9/24/89)	5
Joe Montana	at Atl. (10/6/85)	5
Steve Spurrier	at Chi. (11/19/72)	5
John Brodie	at Min. (11/28/65)	5

MOST INTERCEPTIONS

Player	Game	INT
1. John Brodie	at Det. (11/4/73)	6
2. Steve DeBerg	at Dal. (10/12/80)	5
Scott Bull	vs. Pit. (11/27/78)	5
Tom Owen	at Cle. (12/1/74)	5
John Brodie	vs. Bal. (11/29/64)	5
Y.A. Tittle	vs. Bal. (12/5/59)	5
Y.A. Tittle	at Bal. (11/30/58)	5
Frankie Albert	vs. Pit. (12/7/52)	5

HIGHEST COMPLETION PERCENTAGE (20+ ATTS)

Player	Game	Pct.
1. Steve Young	vs. Det. (10/20/91), 18-20	90.0
2. Steve Young	vs. NO (9/14/97), 18-21	85.7
3. John Brodie	vs. Atl. (9/29/68), 17-20	85.0
4. Joe Montana	vs. Atl. (9/25/83), 27-32	84.4

AVERAGE YARDS PER ATTEMPT (20+ ATTS)

Player	Game	Y/A
1. Steve Young	vs. Det. (12/19/93)	15.39
2. Steve Young	vs. LA Rams (11/28/93)	14.44
3. Steve Young	vs. Atl. (10/18/92)	14.25
4. Steve Young	vs. Atl. (9/21/97)	14.00

MOST ATTEMPTS, Season

Player	Att
1. Steve DeBerg (1979)	578
2. Jeff Garcia (2000)	561
3. Jeff Garcia (2002)	528
4. Joe Montana (1990)	520
5. Steve Young (1998)	517

MOST COMPLETIONS, Season

Player	Comp
1. Jeff Garcia (2000)	355
2. Steve DeBerg (1979)	347
3. Joe Montana (1983)	332
4. Jeff Garcia (2002)	328
5. Steve Young (1994)	324

MOST TD PASSES, Season

Player	TD
1. Steve Young (1998)	36
2. Steve Young (1994)	35
3. Jeff Garcia (2001)	32
4. Jeff Garcia (2000)	31
Joe Montana (1987)	31

MOST INTs, Season

Player	INT
1. Y.A. Tittle (1955)	28
2. John Brodie (1971)	24
3. Frankie Albert (1950)	23
4. Steve DeBerg (1978)	22
John Brodie (1966)	22

BEST COMP. PCT., Season

Player	Pct
1. Steve Young (1994)	70.3
2. Joe Montana (1989)	70.2
3. Steve Young (1993)	68.0
4. Steve Young (1996)	67.7
5. Steve Young (1997)	67.7

BEST QB RATING, Season

Player	Rat
1. Steve Young (1994)	112.8
2. Joe Montana (1989)	112.4
3. Steve Young (1992)	107.0
4. Steve Young (1997)	104.7
5. Joe Montana (1984)	102.9

FEWEST INTs, Season

Player	INT
1. Alex Smith (2011)	5
2. Steve Young (1997)	6
Steve Young (1996)	6
4. Steve Young (1992)	7
5. Colin Kaepernick (2013)	8
Shaun Hill (2008)	8
Joe Montana (1989)	8
Steve Young (1991)	8

AVG Yds PER ATTEMPT, Season

Player	Pct
1. John Brodie (1961)	9.14
2. Joe Montana (1989)	9.12
3. Steve Young (1991)	9.02
4. Steve Young (1993)	8.71
5. Steve Young (1992)	8.62

49ERS QB WINS/LOSSES AS STARTER

Player	Win	Loss	Ties	Pct
Joe Montana	100	39		0.719
Steve Young	91	33		0.734
John Brodie	74	77	8	0.491
Y.A. Tittle	45	31	2	0.592
Alex Smith	38	36	1	0.513
Jeff Garcia	35	36		0.493
Colin Kaepernick	27	21		0.563
Steve Spurrier	13	12	1	0.519
Frankie Albert	13	16	1	0.448
Jim Plunkett	11	15		0.423
Shaun Hill	10	6		0.625
Steve DeBerg	7	28		0.200
Elvis Grbac	6	3		0.667
Steve Bono	5	1		0.833
George Mira	4	2		0.667
Tom Owen	4	4		0.500
Tim Rattay	4	12		0.250
Jeff Kemp	3	2	1	0.583
Troy Smith	3	3		0.500
Scott Bull	3	4		0.429
Joe Reed	3	4		0.429
Blaine Gabbert	4	10		0.286
Matt Cavanaugh	2	0		1.000
Norm Snead	2	5		0.286
J.T. O'Sullivan	2	6		0.250
Lamar McHan	2	7		0.222
Ken Dorsey	2	8		0.200
Bob Gagliano	1	0		1.000
Jimmy Cason	1	0		1.000
Jim Druckenmiller	1	0		1.000
Ty Detmer	1	0		1.000
Mike Moroski	1	1		0.500
Jimmy Powers	1	1		0.500
Earl Morrall	1	3		0.250
Trent Difer	1	5		0.167
Chris Weinke	0	1		0.000
Bobby Waters	0	2		0.000
Dennis Morrison	0	2		0.000
Cody Pickett	0	2		0.000
Steve Stenstrom	0	3		0.000
	521	442	14	0.534

300-YARD GAMES, Career

Player	Games
1. Joe Montana	35
2. Steve Young	28
3. Jeff Garcia	14
4. John Brodie	6

300-YARD GAMES, Season

Player	Games
1. Steve Young (1998)	7
2. Jeff Garcia (2000)	6
3. Steve Young (1994)	5
Joe Montana (1982, '85, '87, '90)	5

STARTING QB YEARLY RECORDS

Year	Player	Record as a Starter
1950	Frankie Albert	3-9
1951	Frankie Albert	6-4-1
	Y.A. Tittle	1-0
1952	Frankie Albert	4-3
	Y.A. Tittle	3-2
1953	Y.A. Tittle	8-2
	Jim Powers	1-1
1954	Y.A. Tittle	6-4-1
	Jim Cason	1-0
1955	Y.A. Tittle	4-8
1956	Y.A. Tittle	4-3-1
	Earl Morrall	1-3
1957	Y.A. Tittle	7-4
	John Brodie	1-0
1958	Y.A. Tittle	3-3
	John Brodie	3-3
1959	Y.A. Tittle	6-4
	John Brodie	1-1
1960	John Brodie	4-4
	Y.A. Tittle	3-1
1961	John Brodie	7-6-1
1962	John Brodie	6-8
1963	Lamar McHan	2-7
	John Brodie	0-3
	Bob Waters	0-2
1964	John Brodie	3-9
	George Mira	1-1
1965	John Brodie	7-5-1
	George Mira	0-1
1966	John Brodie	5-6-2
	George Mira	1-0
1967	John Brodie	5-5
	George Mira	2-0
	Steve Spurrier	0-2
1968	John Brodie	7-6-1
1969	John Brodie	2-6-2
	Steve Spurrier	2-2
1970	John Brodie	10-3-1
1971	John Brodie	9-5
1972	John Brodie	2-3
	Steve Spurrier	6-2-1
1973	John Brodie	2-4
	Steve Spurrier	2-3
	Joe Reed	1-2
1974	Tom Owen	4-3
	Joe Reed	2-2
	Dennis Morrison	0-2
	Norm Snead	0-1
1975	Norm Snead	2-5
	Steve Spurrier	3-3
	Tom Owen	0-1
1976	Jim Plunkett	6-6
	Scott Bull	2-0
1977	Jim Plunkett	5-9
1978	Steve DeBerg	1-10
	Scott Bull	1-4
1979	Steve DeBerg	2-13
	Joe Montana	0-1
1980	Steve DeBerg	4-5
	Joe Montana	2-5
1981	Joe Montana	13-3
1982	Joe Montana	3-6
1983	Joe Montana	10-6
1984	Joe Montana	14-1
	Matt Cavanaugh	1-0
1985	Joe Montana	9-6
	Matt Cavanaugh	1-0

Year	Player	Record as a Starter
1986	Joe Montana	6-2
	Jeff Kemp	3-2-1
	Mike Moroski	1-1
1987	Joe Montana	10-1
	Steve Young	2-1
	Bob Gagliano	1-0
1988	Joe Montana	8-5
	Steve Young	2-1
1989	Joe Montana	11-2
	Steve Young	3-0
1990	Joe Montana	14-1
	Steve Young	0-1
1991	Steve Young	5-5
	Steve Bono	5-1
1992	Steve Young	14-2
1993	Steve Young	10-6
1994	Steve Young	13-3
1995	Steve Young	8-3
	Elvis Grbac	3-2
1996	Steve Young	9-3
	Elvis Grbac	3-1
1997	Steve Young	12-3
	Jim Druckenmiller	1-0
1998	Steve Young	11-4
	Ty Detmer	1-0
1999	Jeff Garcia	2-8
	Steve Young	2-1
	Steve Stenstrom	0-3
2000	Jeff Garcia	6-10
2001	Jeff Garcia	12-4
2002	Jeff Garcia	10-6
2003	Jeff Garcia	5-8
	Tim Rattay	2-1
2004	Tim Rattay	1-8
	Ken Dorsey	1-6
2005	Alex Smith	2-5
	Tim Rattay	1-3
	Ken Dorsey	1-2
	Cody Pickett	0-2
2006	Alex Smith	7-9
2007	Alex Smith	2-5
	Trent Dilfer	1-5
	Shaun Hill	2-0
	Chris Weinke	0-1
2008	Shaun Hill	5-3
	J.T. O'Sullivan	2-6
2009	Alex Smith	5-5
	Shaun Hill	3-3
2010	Alex Smith	3-7
	Troy Smith	3-3
2011	Alex Smith	13-3
2012	Alex Smith	6-2-1
	Colin Kaepernick	5-2
2013	Colin Kaepernick	12-4
2014	Colin Kaepernick	8-8
2015	Blaine Gabbert	3-5
	Colin Kaepernick	2-6
2016	Blaine Gabbert	1-4
	Colin Kaepernick	0-1

ALL-TIME REGULAR SEASON RUSHING

ALL-TIME LEADING RUSHERS (BY YARDS)

Player	Years	Gms	Att	Yards	Avg	Lg	TD
1. Frank Gore	2005–2014 (10)	148	2,442	11,073	4.5	80t	64
2. Joe Perry	1950–1960, '63 (12)	131	1,475	7,344 +	5.0	78t	50
3. Roger Craig	1983–1990 *8)	121	1,686	7,064	4.2	71	50
4. Ken Willard	1965–1973 (9)	125	1,582	5,930	3.7	69t	45
5. Garrison Hearst	1997–2003 (7)	73	1,189	5,535	4.7	96t	26
6. J.D. Smith	1956–1964 (9)	97	1,007	4,370	4.3	80t	37
7. Hugh McElhenny	1952–1960 (9)	97	877	4,288	4.9	89t	35
8. Kevan Barlow	2001–2005 (5)	72	891	3,614	4.1	78t	24
9. Steve Young (QB)	1987–1999 (13)	150	608	3,581	5.9	49t	37
10. Wendell Tyler	1983–1986 (4)	48	624	3,112	5.0	40	17
11. Delvin Williams	1974–1977 (4)	54	669	2,966	4.4	80t	20
12. Wilbur Jackson	1974–1979 (6)	72	745	2,955	4.0	80	10
13. Ricky Watters	1992–1994 (3)	43	653	2,840	4.3	43	25
14. Charlie Garner	1999–2000 (2)	32	499	2,371	4.8	53	11
15. Tom Rathman	1986–1993 (8)	115	516	1,902	3.7	35	26
16. Colin Kaepernick (QB) 2011–* (6)		59	314	1,898	6.0	90t	11
17. Vic Washington	1971–1973 (3)	40	483	1,813	3.8	42	14
18. Paul Hofer	1976–1981 (6)	77	416	1,746	4.2	47	16
19. Larry Schreiber	1971–1975 (5)	60	502	1,734	3.5	23	10
20. Joe Montana (QB)	1979–1992 (14)	167	414	1,595	3.9	21	20

+ does not include AAFC Statistics

MOST RUSHING YARDS IN SINGLE SEASON

Player	Year	Att	Yards	Avg	Lg	TD
1. Frank Gore	2006	312	1,695	5.4	72	8
2. Garrison Hearst	1998	310	1,570	5.1	96t	7
3. Roger Craig	1988	310	1,502	4.8	46t	9
4. Wendell Tyler	1984	246	1,262	5.1	40	7
5. Charlie Garner	1999	241	1,229	5.1	53	4
6. Frank Gore	2012	258	1,214	4.7	37	8
7. Frank Gore	2011	282	1,211	4.3	55	8
8. Garrison Hearst	2001	252	1,206	4.8	43t	4
9. Delvin Williams	1976	248	1,203	4.9	80t	7
10. Charlie Garner	2000	258	1,142	4.4	42	7
11. Frank Gore	2013	276	1,128	4.1	51	9
12. Frank Gore	2009	229	1,120	4.9	80t	10
13. Frank Gore	2013	255	1,106	4.3	55t	4
13. Frank Gore	2007	260	1,102	4.2	43t	5
14. Roger Craig	1989	271	1,054	3.9	27	6
15. Roger Craig	1985	214	1,050	4.9	62t	9
16. Joe Perry	1954	173	1,049	6.1	58	8
17. Frank Gore	2008	240	1,036	4.3	41t	6
J.D. Smith	1959	207	1,036	5.0	73t	10

Led NFL

Led Conference

MOST ATTEMPTS, Career

Player	Att
1. Frank Gore.....	2,442
2. Roger Craig.....	1,686
3. Ken Willard.....	1,582
4. Joe Perry.....	1,475
5. Garrison Hearst.....	1,189
6. J.D. Smith.....	1,007
7. Kevan Barlow.....	891
8. Hugh McElhenny.....	877
9. Wilbur Jackson.....	745
10. Delvin Williams.....	669

MOST TOUCHDOWNS, Career

Player	TD
1. Frank Gore.....	64
2. Roger Craig.....	50
Joe Perry.....	50
4. Ken Willard.....	45
5. J.D. Smith.....	37
Steve Young (QB).....	37
7. Hugh McElhenny.....	35
8. Garrison Hearst.....	26
9. Tom Rathman.....	26
10. Ricky Watters.....	25

HIGHEST RUSHING AVG., Career

Player	Avg
1. Colin Kaepernick (QB).....	6.04
2. Steve Young (QB).....	5.89
3. Wendell Tyler.....	4.99
4. Joe Perry.....	4.98
5. Jeff Garcia (QB).....	4.94
6. Hugh McElhenny.....	4.89
7. Charlie Garner.....	4.75
8. Garrison Hearst.....	4.66
9. Frank Gore.....	4.53
10. Delvin Williams.....	4.43

(min. 300 attempts)

100-YARD GAMES, Career

Player	Games
1. Frank Gore.....	39
2. Joe Perry.....	20
3. Garrison Hearst.....	16
4. Roger Craig.....	14
5. J.D. Smith.....	12
Hugh McElhenny.....	12

1,000-YD SEASONS, Career

Player	Seasons
1. Frank Gore.....	8
2. Garrison Hearst.....	3
Roger Craig.....	3
4. Charlie Garner.....	2
Joe Perry.....	2

CONSECUTIVE 1,000-YD SEASONS

Player	Seasons
1. Frank Gore (2011–14).....	4
Frank Gore (2006–09).....	4
3. Charlie Garner (1999–00).....	2
Garrison Hearst (1997–98).....	2
Roger Craig (1988–89).....	2
Joe Perry (1953–54).....	2

ALL-TIME REGULAR SEASON RUSHING

TOP SINGLE-GAME RUSHING

MOST RUSHING YARDS

Player	Game	Yards
1. Frank Gore	vs. Sea. (11/19/06)	212
2. Frank Gore	vs. Sea. (9/20/09)	207
3. Charlie Garner	at Dal. (9/24/00)	201
4. Garrison Hearst	vs. Det. (12/14/98)	198
5. Delvin Williams	at StL (10/31/76)	194

MOST RUSHING ATTEMPTS

Player	Game	Att
1. Charlie Garner	at Dal. (9/24/00)	36
2. Maurice Hicks	at Arz. (12/12/04)	34
Delvin Williams	at StL (10/31/76)	34
4. Frank Gore	vs. Cle. (10/30/11)	31
Frank Gore	at Den. (12/31/06)	31
Garrison Hearst	vs. Sea. (12/1/02)	31
J.D. Smith	at Bal. (10/7/62)	31
J.D. Smith	at Chi. (10/14/62)	31

MOST RUSHING TOUCHDOWNS

Player	Game	TD
1. Billy Kilmer (QB)	at Min. (10/15/61)	4

HIGHEST RUSHING AVERAGE (10+ ATTEMPTS)

Player	Game	Avg
1. Joe Perry	vs. Det. (11/2/58)	13.4
2. Frank Gore	vs. Sea. (9/20/09)	12.9
3. Wilbur Jackson	vs. NO (11/27/77)	11.9
4. Hugh McElhenny	at Chi. (10/17/54)	11.4
5. Maurice Hicks	at StL (12/24/05)	10.9

MOST CONSECUTIVE 100-YARD RUSHING GAMES

Player	Game(s)	Games
1. Frank Gore	at Phi. (10/2/11) to at Was. (11/6/11)	5
2. Garrison Hearst	vs. NYG (11/30/98) to at NE (12/20/98)	4
3. Frank Gore	vs. Oak. (10/17/10) to vs. Den. (10/31/10)	3
Frank Gore	at Det. (11/12/06) to at StL (11/26/06)	3
J.D. Smith	at Bal. (10/7/62) to at GB (10/21/62)	3
Billy Kilmer (QB)	at Det. (10/1/61) to at Min. (10/15/61)	3

MOST RUSHING ATTEMPTS, Season

Player	Att
1. Frank Gore (2006)	312
2. Roger Craig (1988)	310
Garrison Hearst (1998)	310
4. Frank Gore (2011)	282
5. Frank Gore (2013)	276

MOST RUSHING TOUCHDOWNS, Season

Player	TD
1. Frank Gore (2009)	10
Derek Loville (1995)	10
Ricky Watters (1993)	10
Billy Kilmer, QB (1961)	10
J.D. Smith (1959)	10
Joe Perry (1953)	10

HIGHEST RUSHING AVG., Season

Player	Avg
1. Hugh McElhenny (1952)	6.98
2. Joe Perry (1958)	6.06
3. Joe Perry (1954)	6.06
4. Frank Gore (2006)	5.43
5. Delvin Williams (1975)	5.39

MOST 100-YARD RUSHING GAMES, Season

Player	Games
1. Frank Gore (2006)	9
2. Roger Craig (1988)	7
3. Garrison Hearst (1998)	6
4. Frank Gore (2011)	5
Frank Gore (2009)	5
J.D. Smith (1959)	5
Joe Perry (1953)	5

MOST CONSECUTIVE GAMES WITH A RUSHING TD

Player	Game(s)	Games
1. Joe Perry	at GB (11/22/53) to at GB (10/10/54)	7
2. Hugh McElhenny	vs. Was. (9/26/54) to vs. Det. (10/24/54)	5

ALL-TIME REGULAR SEASON RECEIVING

ALL-TIME LEADING RECEIVERS (BY RECEPTIONS)

Player	Years	Gms	Rec	Yards	Avg	Lg	TD
1. Jerry Rice	1985–2000 (16)	238	1,281	19,247	15.0	96t	176
2. Terrell Owens	1996–2003 (8)	121	592	8,572	14.5	79t	81
3. Roger Craig (RB)	1983–1990 (8)	121	508	4,442	8.7	73	16
4. Dwight Clark	1979–1987 (9)	134	506	6,750	13.3	80t	48
5. Vernon Davis (TE)	2006–2015 (10)	139	441	5,640	12.9	73t	55
6. Brent Jones (TE)	1987–1997 (11)	143	417	5,195	12.5	69t	33
7. Billy Wilson	1951–1960 (10)	100	407	5,902	14.5	77t	49
8. Gene Washington	1969–1977 (9)	124	371	6,664	18.0	79t	59
9. John Taylor	1987–1995 (9)	121	347	5,598	16.1	97t	43
10. Frank Gore (RB)	2005–2014 (10)	148	342	2,883	8.4	55t	11
11. J.J. Stokes	1995–2002 (8)	111	327	4,139	12.7	53	30
12. Michael Crabtree	2009–2014 (6)	79	347	4,327	12.5	60t	26
13. Freddie Solomon	1978–1985 (8)	114	310	4,873	15.7	93t	43
14. Tom Rathman	1986–1993 (8)	115	294	2,490	8.5	36	8
15. Bernie Casey	1961–1966 (6)	79	277	4,008	14.5	68t	27
16. Ken Willard (RB)	1965–1973 (9)	125	273	2,156	7.9	62	16
17. Gordie Soltau	1950–1958 (9)	107	249	3,487	14.0	54t	25
18. Anquan Boldin	2013–2015 (3)	46	237	3,030	12.8	76t	16
19. Earl Cooper	1980–1985 (6)	88	213	1,908	9.0	73t	12
20. Dave Parks	1964–1967 (4)	50	208	3,334	16.0	83t	27

MOST RECEPTIONS IN SINGLE SEASON

Player	Year	Rec	Yards	Avg	Lg	TD
1. Jerry Rice	1995	122	1,848	15.1	81t	15
2. Jerry Rice	1994	112	1,499	13.4	69t	13
3. Jerry Rice	1996	108	1,254	11.6	39	8
4. Terrell Owens	2002	100	1,300	13.0	76t	13
Jerry Rice	1990	100	1,502	15.0	64t	13
6. Jerry Rice	1993	98	1,503	15.3	80t	15
7. Terrell Owens	2000	97	1,451	15.0	69t	13
8. Terrell Owens	2001	93	1,412	15.2	60t	16
9. Roger Craig	1985	92	1,016	11.0	73	6
10. Derek Loville (RB)	1995	87	662	7.6	31	3
11. Jerry Rice	1986	86	1,570	18.3	66t	15
12. Anquan Boldin	2013	85	1,179	13.9	63	7
Michael Crabtree	2012	85	1,105	13.0	49t	9
Dwight Clark	1981	85	1,105	13.0	78t	4
15. Jerry Rice	1992	84	1,201	14.3	80t	10
16. Anquan Boldin	2014	83	1,062	12.8	76t	5
Earl Cooper	1980	83	567	6.8	66t	4
17. Eric Johnson	2004	82	825	10.1	25	2
Jerry Rice	1998	82	1,157	14.1	75t	9
Jerry Rice	1989	82	1,483	18.1	68t	17
Dwight Clark	1980	82	991	12.1	71t	8

MOST RECEIVING YARDS, Career

Player	Yds
1. Jerry Rice	19,247
2. Terrell Owens	8,572
3. Dwight Clark	6,750
4. Gene Washington	6,664
5. Billy Wilson	5,902
6. John Taylor	5,598
7. Vernon Davis (TE)	5,616
8. Brent Jones (TE)	5,640
9. Freddie Solomon	4,873
10. Roger Craig (RB)	4,442

MOST TOUCHDOWNS, Career

Player	TD
1. Jerry Rice	176
2. Terrell Owens	81
3. Gene Washington	59
4. Vernon Davis (TE)	55
5. Billy Wilson	49
6. Dwight Clark	48
7. Freddie Solomon	43
John Taylor	43
9. Brent Jones (TE)	33
10. J.J. Stokes	30

BEST RECEIVING AVG., Career

Player	Avg
1. Gene Washington	18.0
2. John Taylor	16.1
3. Dave Parks	16.0
4. Freddie Solomon	15.7
5. Jerry Rice	15.0

(min. 200 receipts.)

100-YARD GAMES, Career

Player	Games
1. Jerry Rice	66
2. Terrell Owens	25
3. Gene Washington	17
4. Dwight Clark	16
5. John Taylor	12

1,000-YD SEASONS, Career

Player	Seasons
1. Jerry Rice	12
2. Terrell Owens	5
3. Anquan Boldin	2
John Taylor	2

Led NFL

Led Conference

ALL-TIME REGULAR SEASON RECEIVING

TOP SINGLE-GAME RECEIVING

MOST RECEIVING YARDS

Player	Game	Yards
1. Jerry Rice	vs. Min. (12/18/95)	289
2. John Taylor	at LA Rams (12/11/89)	286
3. Terrell Owens	vs. Chi. (12/17/00)	283
4. Jerry Rice	vs. LA Rams (12/9/85)	241
5. Dave Parks	at Bal. (10/3/65)	231
6. Jerry Rice	at Atl. (10/14/90)	225
Bernie Casey	at Chi. (11/13/66)	225
8. Anquan Boldin	vs. GB (9/8/13)	208
9. Jerry Rice	at Was. (11/17/86)	204
10. Gordie Soltau	at NYG (11/9/52)	196

MOST RECEPTIONS

Player	Game	Rec
1. Terrell Owens	vs. Chi. (12/17/00)	20
2. Jerry Rice	vs. LA Rams (11/20/94)	16
3. Jerry Rice	vs. Min. (12/18/95)	14
4. Anquan Boldin	vs. GB (9/8/13)	13
Eric Johnson	vs. Arz. (10/10/04)	13
Terrell Owens	vs. Phi. (11/25/02)	13
Jerry Rice	at Atl. (10/14/90)	13

MOST RECEIVING TOUCHDOWNS

Player	Game	TD
1. Jerry Rice	at Atl. (10/14/90)	5
2. Jerry Rice	at TB (11/14/93)	4
3. (17 times) Last: Vernon Davis	at Hou. (10/25/09)	3

RECEIVING AVERAGE (5+ ATTEMPTS)

Player	Game	Avg
1. John Taylor	at Atl. (12/3/89), 5-162	32.4
2. Jerry Rice	at Dal. (11/12/95), 5-161	32.2
3. Gene Washington	vs. NE (10/31/71), 5-160	32.0
4. Jerry Rice	at GB (11/4/90), 6-187	31.2
5. Billy Wilson	at Bal. (12/2/56), 5-148	29.6

MOST CONSECUTIVE GAMES WITH A RECEPTION

Player	Game(s)	Games
1. Jerry Rice	(12/9/85) to (12/23/00)	225*
2. Terrell Owens	(10/20/96) to (12/21/03)	115
3. Dwight Clark	(9/14/80) to (9/13/87)	105

* NFL Record (streak extended to 274 in '04 as member of Raiders)

MOST RECEIVING TOUCHDOWNS, Season

Player	TD
1. Jerry Rice (1987)	22
2. Jerry Rice (1989)	17
3. Terrell Owens (2001)	16
4. Jerry Rice (1995)	15
Jerry Rice (1993)	15
Jerry Rice (1986)	15
7. Terrell Owens (1998)	14
Jerry Rice (1991)	14
9. (6 times) Last: Vernon Davis (2013)	13

MOST RECEIVING YARDS, Season

Player	Yards
1. Jerry Rice (1995)	1,848
2. Jerry Rice (1986)	1,570
3. Jerry Rice (1993)	1,503
4. Jerry Rice (1990)	1,502
5. Jerry Rice (1994)	1,499
6. Jerry Rice (1989)	1,483
7. Terrell Owens (2000)	1,451
8. Terrell Owens (2001)	1,412
9. Dave Parks (1965)	1,344
10. Jerry Rice (1988)	1,306

CONSECUTIVE GAMES WITH A TOUCHDOWN RECEPTION

Player	Games
1. Jerry Rice (12/19/86 to 12/27/87)	13
2. Terrell Owens (11/8/98 to 12/27/98)	8
Jerry Rice (12/8/89 to 11/27/89)	8
Dave Parks (11/7/65 to 9/11/66)	8

BEST RECEIVING AVERAGE, Season

Player	Avg
1. Freddie Solomon (1983)	21.4
2. Gene Washington (1974)	21.2
3. Gene Washington (1970)	20.8
4. Jerry Rice (1988)	20.4
5. Torrey Smith (2015)	20.1

(min. 25 receptions)

MOST 100-YARD RECEIVING GAMES, Season

Player	Games
1. Jerry Rice (1995)	9
2. Jerry Rice (1989)	8
3. Jerry Rice (1990)	7
4. Terrell Owens (2001)	6
Dwight Clark (1982)	6

CONSECUTIVE 100-YARD RECEIVING GAMES

Player	Games
1. Jerry Rice (10/29/95 to 11/20/95)	4
2. Jerry Rice (12/10/95 to 12/24/95)	3
Jerry Rice (9/10/89 to 9/24/89)	3
Jerry Rice (9/11/88 to 9/25/88)	3
Jerry Rice (11/15/87 to 11/29/87)	3
Dwight Clark (12/11/82 to 12/26/82)	3
Dwight Clark (9/12/82 to 11/21/82)	3

ALL-TIME REGULAR SEASON SCRIMMAGE YARDS

ALL-TIME LEADERS IN TOTAL YARDS FROM SCRIMMAGE

Player	Years	Gms	Touches	Yards	Avg	Yds/Gm	TD
1. Jerry Rice (WR)	1985–2000 (16)	238	1,365	19,872	14.6	83.5	186
2. Frank Gore (RB)	2005–2014 (10)	148	2,784	13,956	5.0	94.3	75
3. Roger Craig (RB)	1983–1990 (8)	121	2,194	11,506	5.2	95.1	66
4. Terrell Owens (WR)	1996–2003 (8)	121	613	8,734	14.2	72.2	83
5. Joe Perry (RB)	1950–1960, '63 (12)	131	1,660	8,624	5.2	65.8	57
6. Ken Willard (RB)	1965–1973 (9)	125	1,855	8,086	4.4	64.7	61
7. Garrison Hearst (RB)	1997–2003 (7)	73	1,363	7,139	5.2	97.8	33
8. Hugh McElhenny (HB)	1952–1960 (9)	97	1,072	6,954	6.5	71.7	50
9. Dwight Clark (WR)	1979–1987 (9)	134	512	6,800	13.3	50.7	48
10. Gene Washington (WR)	1969–1977 (9)	124	376	6,663	17.7	53.7	59
11. Billy Wilson (E)	1951–1960 (10)	100	407	5,902	14.5	59.0	49
12. Vernon Davis (TE)	2006–2015 (10)	139	447	5,655	12.7	40.7	55
13. John Taylor (WR)	1987–1995 (9)	121	353	5,629	15.9	46.5	43
14. J.D. Smith (HB)	1956–1964 (9)	97	1,128	5,479	4.9	56.5	42
15. Freddie Solomon (WR)	1978–1985 (8)	114	357	5,202	14.6	45.6	46
16. Brent Jones (TE)	1987–1997 (11)	143	417	5,195	12.5	36.3	33
17. Kevan Barlow (RB)	2001–2005 (5)	72	1,028	4,757	4.6	66.1	27
18. Tom Rathman (RB)	1986–1993 (8)	115	810	4,392	5.4	38.2	34
19. Michael Crabtree (WR)	2009–2014 (6)	79	350	4,345	12.4	55.0	26
20. Ricky Watters (RB)	1992–1994 (3)	43	793	4,290	5.4	99.8	33

MOST TOTAL YARDS FROM SCRIMMAGE IN SINGLE SEASON

Player	Year	Touches	Yards	Avg	Yds/Gm	TD
1. Frank Gore	2006	373	2,180	5.8	136.3	9
2. Garrison Hearst	1998	349	2,105	6.0	131.6	9
3. Roger Craig	1985	306	2,066	6.8	129.1	15
4. Roger Craig	1988	386	2,036	5.3	127.3	10
5. Jerry Rice	1995	127	1,884	14.8	117.8	16
6. Charlie Garner	2000	326	1,789	5.5	111.8	10
7. Charlie Garner	1999	297	1,764	5.9	110.3	6
8. Jerry Rice	1986	96	1,642	17.1	102.6	16
9. Ricky Watters	1994	305	1,596	5.2	99.8	11
10. Jerry Rice	1994	119	1,592	13.4	99.5	15
11. Jerry Rice	1993	101	1,572	15.6	98.3	16
12. Garrison Hearst	2001	293	1,553	5.3	97.1	5
13. Frank Gore	2007	313	1,538	4.9	102.5	6
14. Roger Craig	1989	320	1,527	4.8	95.4	7
15. Frank Gore	2009	281	1,526	5.4	109.0	13

Led NFL

Led Conference

MOST TOUCHES, Career

Player	Touches
1. Frank Gore	2,784
2. Roger Craig	2,194
3. Ken Willard	1,855
4. Joe Perry	1,660
5. Jerry Rice	1,365
6. Garrison Hearst	1,363
7. J.D. Smith	1,128
8. Hugh McElhenny	1,072
9. Kevan Barlow	1,028
10. Wilbur Jackson	893

BEST YARDS PER TOUCH, Career

Player	Avg
1. Jerry Rice	14.6
2. Hugh McElhenny	6.5
3. Tom Rathman	5.4
4. Ricky Watters	5.4
5. Roger Craig	5.2
6. Garrison Hearst	5.2
7. Joe Perry	5.2
8. Delvin Williams	5.1
9. Frank Gore	5.0
10. J.D. Smith	4.9

(min. 750 touches)

MOST TOUCHES, Season

Player	Touches
1. Roger Craig (1988)	386
2. Frank Gore (2006)	373
3. Garrison Hearst (1998)	349
4. Charlie Garner (2000)	326
5. Roger Craig (1989)	320

BEST YARDS PER TOUCH, Season

Player	Avg
1. Jerry Rice (1993)	15.6
2. Dwight Clark (1982)	15.2
3. Jerry Rice (1995)	14.8
4. Jerry Rice (1990)	14.7
5. Terrell Owens (2000)	14.6

(min. 100 touches)

TOP SINGLE-GAME SCRIMMAGE YARD TOTALS

MOST YARDS IN SINGLE GAME

Player	Game	Yards
1. Jerry Rice	vs. Min. (12/18/95)	299
2. Terrell Owens	vs. Chi. (12/17/00)	288
3. John Taylor	at LA Rams (12/11/89)	286
4. Delvin Williams	vs. Was. (11/7/76)	279
5. Jerry Rice	vs. LA Rams (12/9/85)	255
6. Frank Gore	vs. Sea. (9/20/09)	246
7. Frank Gore	vs. Sea. (11/19/06)	238
8. Charlie Garner	at Dal. (9/24/00)	235
9. Dave Parks	at Bal. (10/3/65)	231
10. Garrison Hearst	vs. NYJ (9/6/98)	225
Jerry Rice	at Atl. (10/14/90)	225
Bernie Casey	at Chi. (11/13/66)	225

MOST TOUCHES IN SINGLE GAME

Player	Game	Touches
1. Maurice Hicks	at Arz. (12/12/04)	39
Charlie Garner	at Dal. (9/24/00)	39
3. Delvin Williams	at StL (10/31/76)	35
4. Derek Loville	vs. Buf. (12/3/95)	34
5. Frank Gore	at Den. (12/31/06)	33
Frank Gore	at Sea. (12/14/06)	33
Kevan Barlow	at Phi. (12/21/03)	33
Garrison Hearst	vs. Sea. (12/1/02)	33
J.D. Smith	at Bal. (10/7/62)	33
10. (4 times) Last: Frank Gore	vs. Det. (12/27/09)	32

ALL-TIME REGULAR SEASON INTERCEPTIONS

ALL-TIME INTERCEPTION LEADERS

Player	Years	Gms	INT	Yards	Avg	Lg	TD
1. Ronnie Lott	1981–1990 (10)	129	51	643	12.6	83t	5
2. Jimmy Johnson	1961–1976 (16)	213	47	615	13.1	63	2
3. Kermit Alexander	1963–1969 (7)	94	36	499	13.9	66t	1
4. Merton Hanks	1991–1998 (8)	125	31	380	12.3	67t	2
5. Dwight Hicks	1979–1985 (7)	96	30	586	19.5	72	3
6. Lowell Wagner	1950–1953, '55 (5)	47	25	331	13.2	40	0
7. Tony Parrish	2002–2006 (5)	66	22	504	22.9	60	1
Don Griffin	1986–1993 (8)	114	22	49	2.2	23	0
Rex Berry	1951–1956 (6)	66	22	404	18.4	44t	3
10. Dave Baker	1959–1961 (3)	38	21	294	14.0	40	0
11. Tim McDonald	1993–1999 (7)	111	20	325	16.3	73t	3
Dick Moegle	1955–1959 (5)	47	20	232	11.6	40	1
13. Zack Bronson	1997–2003 (7)	84	19	346	18.2	97t	2
14. Eric Wright	1981–1990 (10)	110	18	256	14.2	60t	2
Bruce Taylor	1970–1977 (8)	109	18	201	11.2	70	0
16. Carlton Williamson	1981–1987 (7)	88	17	294	17.3	82	1
17. Tim McKyer	1986–1989 (4)	51	16	62	3.9	21t	1
18. Walt Harris	2006–2008 (3)	46	15	151	10.1	42	1
Abe Woodson	1958–1964 (7)	89	15	159	10.6	61	0
20. Dashon Goldson	2007–2012 (6)	81	14	152	10.9	39t	1
Skip Vanderbundt	1969–1977 (9)	119	14	165	11.8	37t	2
Frank Nunley	1967–1976 (10)	137	14	136	9.7	24	0
Dave Wilcox	1964–1974 (11)	153	14	149	10.6	35	1

MOST INTERCEPTIONS IN SINGLE SEASON

Player	Year	INT	Yards	Avg	Lg	TD
1. Ronnie Lott	1986	10	134	13.4	57t	1
Dave Baker	1960	10	96	9.6	28	0
3. Tony Parrish	2003	9	202	22.4	49	0
Dwight Hicks	1981	9	239	26.6	72	1
Kermit Alexander	1968	9	155	17.2	66t	1
Lowell Wagner	1951	9	115	12.8	40	0
7. Walt Harris	2006	8	84	10.5	42	1
Dick Moegle	1957	8	107	13.4	40	0
Jim Cason	1951	8	147	18.4	65t	1
10. Tony Parrish	2002	7	204	29.1	60	0
Ahmed Plummer	2001	7	45	6.4	24	0
Zack Bronson	2001	7	165	23.6	97t	2
Merton Hanks	1994	7	93	13.3	38	0
Dave Waymer	1990	7	64	9.1	24	0
Tim McKyer	1988	7	11	1.6	7	0
Eric Wright	1983	7	164	23.4	60t	2
Ronnie Lott	1981	7	117	16.7	41t	3
Rex Berry	1953	7	142	20.3	29	1

MOST INT RETURN YARDS, Career

Player	Yards
1. Ronnie Lott	643
2. Jimmy Johnson	615
3. Dwight Hicks	586
4. Tony Parrish	504
5. Kermit Alexander	499
6. Rex Berry	404
7. Merton Hanks	380
8. Zack Bronson	346
9. Lowell Wagner	331
10. Tim McDonald	325

MOST INTs RETURNED FOR TD, Career

Player	TD
1. Ronnie Lott	5
2. Rex Berry	3
Dwight Hicks	3
Tim McDonald	3
Deion Sanders	3
6. (10 Players) Last: Patrick Willis	2

MOST INT RETURN YARDS, Season

Player	Yards
1. Deion Sanders (1994)	303
2. Dwight Hicks (1981)	239
3. Tony Parrish (2002)	204
4. Tony Parrish (2004)	202
5. Zack Bronson (2001)	165

MOST INTs RETURNED FOR TD, Season

Player	TD
1. Deion Sanders (1994)	3
Ronnie Lott (1981)	3
3. Zack Bronson (2001)	2
Tim McDonald (1995)	2
Ken Norton (1995)	2
Tom Holmoe (1986)	2
Dwight Hicks (1983)	2
Eric Wright (1983)	2
Skip Vanderbundt (1972)	2

MOST INTs BY A NON-DB, Season

Player	INT
1. Jim Fahnhorst, LB (1986)	4
Keena Turner, LB (1984)	4
Frank Nunley, LB (1974)	4

Led NFL

Led Conference

TOP SINGLE-GAME INTERCEPTION TOTALS

MOST INTERCEPTIONS IN SINGLE GAME

Player	Game	INT
1. Dave Baker	at LA Rams (12/4/60)	4
2. Walt Harris	vs. Oak. (10/8/06)	3
Ronnie Heard	vs. Arz. (10/27/02)	3
Rod Woodson	vs. NO (9/14/97)	3
Eric Wright	at Min. (9/8/83)	3
Tony Leonard	vs. Cin. (10/1/78)	3
Dave Baker	at Dal. (11/20/60)	3

MOST INTs RETURNED FOR TD IN SINGLE GAME

Player	Game	INT
1. Ken Norton	at StL (10/22/95)	2
2. 51 Players	70 Times	1

MOST INTERCEPTION RETURN YARDS IN SINGLE GAME

Player	Game	Yards
1. Dwight Hicks	at Was. (10/4/81)	104
2. Zack Bronson	at Chi. (10/28/01)	97
3. Merton Hanks	vs. NO (11/22/93)	94
Al Randolph	vs. Chi. (12/11/66)	94
5. Deion Sanders	at Atl. (10/16/94)	93
6. Deion Sanders	at SD (12/11/94)	90
Kermit Alexander	at Pit. (11/24/68)	90
8. NaVorro Bowman	vs. Atl. (12/23/13)	89
9. Tory Nixon	at GB (10/26/86)	88
10. Patrick Willis	at Sea. (9/14/08)	86
Eric Davis	vs. StL (11/26/95)	86

ALL-TIME REGULAR SEASON SACKS

ALL-TIME SACK LEADERS

Player	Years	Sacks
1. Bryant Young (DT)	1994–2007 (14)	89.5
2. Charles Haley (LB)	1986–1999 (7)	66.5
3. Ahmad Brooks (LB)	2009–* (8)	47.5
4. Dana Stubblefield (DT)	1993–2002 (7)	46.5
5. Dwaine Board (DE)	1982–1988 (10)	45.0
6. Aldon Smith (LB)	2011–2014 (4)	44.0
7. Justin Smith (DT)	2008–2014 (7)	43.5
8. Chris Doleman (DE)	1996–1998 (3)	38.0
9. Andre Carter (DE)	2001–2005 (5)	32.0
10. Jeff Stover (DE)	1982–1988 (7)	30.5
11. Roy Barker (DE)	1996–1998 (3)	30.0
12. Pierce Holt (DE)	1988–1992 (5)	29.5
13. Larry Roberts (DE)	1986–1993 (8)	28.0
Fred Dean (DE)	1981–1985 (5)	28.0
15. Tim Harris (LB)	1991–1995 (4)	26.0
16. Kevin Fagan (DE)	1987–1993 (7)	25.5
17. Dennis Brown (DE)	1990–1996 (7)	24.5
18. Michael Carter (NT)	1984–1992 (9)	22.5
19. Parys Haralson (LB)	2006–2012 (7)	21.5
Julian Peterson (LB)	2000–2005 (6)	21.5

Note: Includes figures since 1982, when sacks first became an official statistic

MOST SACKS IN SINGLE SEASON

Player	Year	Sacks
1. Aldon Smith	2012	19.5
2. Fred Dean	1983	17.5
3. Tim Harris	1992	17.0
4. Charles Haley	1990	16.0
5. Chris Doleman	1998	15.0
Dana Stubblefield	1997	15.0
7. Aldon Smith	2011*	14.0
8. Dwaine Board	1983	13.0
9. Andre Carter	2002	12.5
Roy Barker	1996	12.5

Led Conference *Rookie Year

MOST SACKS IN SINGLE GAME

Player	Game	Sacks
1. Fred Dean	vs. NO (11/13/83)	6.0
2. Aldon Smith	vs. Chi. (11/19/12)	5.5
3. Roy Barker	at StL (10/25/98)	4.0
Chris Doleman	at NO (10/11/98)	4.0
Dana Stubblefield	at Phi. (11/10/97)	4.0
Pierce Holt	vs. NYG (11/27/89)	4.0
Dwaine Board	at LA Raiders (9/22/85)	4.0

ALL-TIME REGULAR SEASON PUNTING

ALL-TIME LEADING PUNTERS (BY AVERAGE)

Player	Years	Punts	Yards	Avg	Net	Lg	In20	Blk
1. Andy Lee	2004–2014 (11)	941	43,468	46.2	39.5	82	300	4
2. Tommy Davis	1959–1969 (11)	511	22,833	44.7	NA	82	NA	2
3. Frankie Albert	1950–1952 (3)	139	5,830	41.9	NA	70	NA	1
4. Tommy Thompson	1995–1997 (3)	208	8,711	41.9	35.6	65	55	3
5. Tom Wittum	1973–1977 (5)	380	15,494	40.8	NA	68	NA	9
6. Jim Miller	1980–1982 (3)	214	8,686	40.6	31.7	80	36	1
7. Jason Baker	2001–2002 (2)	111	4,501	40.5	34.1	64	33	0
8. Max Runager	1984–1988 (5)	281	11,394	40.5	33.8	62	36	1
9. Klaus Wilmsmeyer	1992–1994 (3)	145	5,871	40.5	35.0	61	48	0
10. Chad Stanley	1999–2000 (2)	138	5,464	39.6	31.5	70	35	3

*minimum 100 punts

BEST PUNTING AVERAGE IN SINGLE SEASON

Player	Year	Punts	Yards	Avg	Net	Lg	In20	Blk
1. Andy Lee	2011	78	3,970	50.9	44.0	68	28	1
2. Andy Lee	2013	79	3,804	48.2	41.7	62	27	0
3. Andy Lee	2012	67	3,226	48.1	43.2	66	36	0
4. Andy Lee	2008	66	3,155	47.8	39.0	82	13	1
5. Andy Lee	2009	99	4,711	47.6	41.0	64	30	0
6. Andy Lee	2007	105	4,968	47.3	41.0	74	42	0
7. Andy Lee	2014	72	3,369	46.8	39.6	71	28	1
8. Andy Lee	2010	91	4,203	46.2	38.2	64	34	0
9. Tommy Davis	1965	54	2,471	45.8	NA	65	NA	0
10. Tommy Davis	1959	59	2,694	45.7	NA	71	NA	0

Led NFL **Led Conference** + NFL Record

MOST PUNTS IN SINGLE GAME

Player	Game	Punts
1. Tom Wittum	vs. LA Rams (11/21/76)	11
2. Andy Lee	vs. Sea. (9/30/07)	10
Jim Miller	vs. Atl. (11/8/81)	10
Jim Miller	vs. LA Rams (10/25/81)	10
Mike Connell	at Atl. (11/5/78)	10
Mike Connell	vs. Cin. (10/11/78)	10
Tom Wittum	at Atl. (11/6/77)	10
Tom Wittum	vs. Atl. (10/23/76)	10
Tommy Davis	at Det. (10/6/63)	10

BEST PUNT AVG. IN SINGLE GAME

Player	Game	Avg
1. Andy Lee	vs. Sea. (9/11/11)	59.6
2. Andy Lee	at Bal. (11/24/11)	57.6
3. Andy Lee	at Pit. (9/23/07)	57.2
4. Andy Lee	at StL (11/1/12)	56.8
5. Andy Lee	at NE (12/16/12)	56.6
6. Andy Lee	vs. Dal. (9/18/11)	55.3
7. Klaus Wilmsmeyer	vs. Det. (10/9/94)	55.0
8. Andy Lee	at StL (12/21/08)	54.8

*minimum 4 punts

MOST PUNTS, Career

Player	Punts
1. Andy Lee	941
2. Tommy Davis	511
3. Tom Wittum	380
4. Max Runager	281
5. Steve Spurrier	230

MOST PUNTS INSIDE 20, Career

Player	In20
1. Andy Lee	300
2. Max Runager	84
3. Tommy Thompson	55
4. Barry Helton	50
5. Klaus Wilmsmeyer	48

*inside-the-20 became official stat in 1976

MOST PUNTS, Season

Player	Punts
1. Andy Lee (2005)	107
2. Andy Lee (2007)	105
3. Andy Lee (2009)	99
4. Andy Lee (2004)	96
Mike Connell (1978)	96

MOST PUNTS INSIDE 20, Season

Player	In20
1. Andy Lee (2007)	42
2. Andy Lee (2012)	36
3. Andy Lee (2010)	34
4. Bradley Pinion (2015)	31
5. Andy Lee (2009)	30
Max Runager (1985)	30

*inside-the-20 became official stat in 1976

ALL-TIME REGULAR SEASON PUNT RETURNS

ALL-TIME LEADERS IN PUNT RETURNS (BY AVERAGE)

Player	Years	PR	FC	Yards	Avg	Lg	TD
1. Manfred Moore	1974–1975 (2)	21	0	309	14.7	88t	1
2. Jim Cason	1950–1952, '54 (4)	24	NA	288	12.0	33	0
3. Ted Ginn Jr.	2010–2012 (3)	94	48	1,113	11.8	78t	2
4. Allen Rossum	2008–2009 (2)	27	8	307	11.4	45	0
5. Iheanyi Uwaezuoke	1996–1998 (3)	34	14	373	11.0	36	0
6. LaMichael James	2012–2014 (3)	23	12	251	10.9	40	0
7. Dana McLemore	1982–1987 (6)	142	38	1,531	10.8	93t	4
8. Jimmy Williams	2001–2004 (4)	55	18	576	10.5	89t	1
9. Dexter Carter	1990–1996 (7)	117	56	1,213	10.4	78t	2
10. John Taylor	1987–1995 (9)	149	55	1,517	10.2	95t	2

*minimum 20 returns

BEST PUNT RETURN AVERAGE IN SINGLE SEASON

Player	Year	PR	FC	Yards	Avg	Lg	TD
1. Jimmy Williams	2002	20	8	336	16.8	89t	1
2. Hugh McElhenny	1952	20	NA	284	14.2	94t	1
3. Ted Ginn Jr.	2010	24	18	321	13.4	78t	1
4. Joe Arenas	1951	21	NA	272	13.0	51	0
5. John Taylor	1988	44	7	556	12.6	95t	2
6. Dana McLemore	1987	21	7	265	12.6	83t	1
7. Ted Ginn Jr.	2011	38	18	466	12.3	55t	1
8. Dexter Carter	1993	34	20	411	12.1	72t	1
9. Bruce Taylor	1970	43	10	516	12.0	76	0
10. John Taylor	1989	36	20	417	11.6	37	0

*minimum 20 returns

Led NFL Led Conference

TOP SINGLE-GAME PUNT RETURN PERFORMANCES

MOST PUNT RETURN YARDS IN SINGLE GAME

Player	Game	Yards
1. Tony Leonard	vs. NO (10/17/76)	141
2. Bruce Taylor	at Hou. (11/15/70)	133
3. Dexter Carter	vs. Min. (10/3/93)	131
4. Dexter Carter	vs. Min. (12/18/95)	126
5. Dana McLemore	vs. LA Rams (1/2/83)	125

MOST PUNT RETURNS IN SINGLE GAME

Player	Game	Returns
1. Tony Leonard	vs. NO (10/17/76)	9
Ralph McGill	at Atl. (10/29/72)	9
3. Michael Lewis	vs. StL (11/18/07)	7
Dana McLemore	at NO (11/25/84)	7
Tony Leonard	at Atl. (11/6/77)	7
Tony Leonard	vs. LA Rams (11/21/76)	7
Ralph McGill	at Phi. (11/30/75)	7
Ralph McGill	vs. Atl. (10/12/75)	7

BEST PUNT RETURN AVERAGE IN SINGLE GAME

Player	Game	Avg
1. Ted Ginn Jr.	at StL (12/26/10)	32.3
2. Dexter Carter	vs. Min. (12/18/95)	31.5
3. Dana McLemore	vs. LA Rams (1/2/83)	31.3
4. Abe Woodson	at GB (10/21/62)	30.3
5. John Taylor	vs. Was. (11/21/88)	28.3
6. Chuck Levy	at Phi. (11/10/97)	27.3
7. Dexter Carter	vs. Min. (10/3/93)	26.2
8. Dana McLemore	at NYG (10/8/84)	25.8
9. Bruce Taylor	vs. NYG (12/21/75)	25.7
10. Freddie Solomon	vs. TB (10/26/80)	25.0

*minimum of 3 punt returns

MOST PUNT RETURNS, Career

Player	PR
1. John Taylor	149
2. Dana McLemore	142
Bruce Taylor	142
4. Joe Arenas	124
5. Kermit Alexander	120
6. Dexter Carter	117
7. Freddie Solomon	106
8. Ralph McGill	105
Abe Woodson	105
10. Hugh McElhenny	99

MOST PUNT RETURN YARDS, Career

Player	Yards
1. Dana McLemore	1,531
2. John Taylor	1,517
3. Bruce Taylor	1,323
4. Dexter Carter	1,213
5. Ted Ginn Jr.	1,113
6. Ralph McGill	964
7. Abe Woodson	949
8. Freddie Solomon	804
9. Kermit Alexander	782
10. Joe Arenas	774

MOST PUNT RETURN TDs, Career

Player	TD
1. Dana McLemore	4
2. Kermit Alexander	2
Dexter Carter	2
Ted Ginn Jr.	2
Freddie Solomon	2
John Taylor	2
Abe Woodson	2

MOST PUNT RETURNS, Season

Player	PR
1. R.W. McQuarters (1998)	47
2. Dana McLemore (1984)	45
3. Michael Lewis (2007)	44
John Taylor (1988)	44
5. Bruce Taylor (1970)	43
6. Ted Ginn Jr. (2011)	38
Dexter Carter (1996)	38
Don Griffin (1986)	38
Dana McLemore (1985)	38
10. Dexter Carter (1996)	36
John Taylor (1989)	36

MOST PUNT RETURN TDs, Season

Player	TD
1. John Taylor (1988)	2
Freddie Solomon (1980)	2

ALL-TIME REGULAR SEASON KICKOFF RETURNS

ALL-TIME LEADERS IN KICKOFF RETURNS (BY AVERAGE)

Player	Years	KR	Yards	Avg	Lg	TD
1. Abe Woodson	1958–1964 (7)	166	4,873	29.4	105t	5
2. LaMichael James	2012–2014 (3)	26	738	28.4	62	0
3. Joe Arenas	1951–1957 (7)	139	3,798	27.3	96	1
4. Allen Rossum	2008–2009 (2)	54	1,411	26.1	104t	1
5. Lenny Lyles	1959–1960 (2)	42	1,091	26.0	97t	1
6. Vic Washington	1971–1973 (3)	84	2,178	25.9	98t	1
7. Bruce Ellington	2014–*(3)	50	1,279	25.6	40	0
8. Mike Holmes	1974–1975 (2)	27	671	24.9	57	0
9. J.D. Smith	1956–1964 (9)	36	882	24.5	39	0
10. Amos Lawrence	1981–1982 (2)	26	627	24.1	92t	1

*minimum 25 returns

BEST KICKOFF RETURN AVERAGE IN SINGLE SEASON

Player	Year	KR	Yards	Avg	Lg	TD
1. Joe Arenas	1953	16	551	34.4	82	0
2. Abe Woodson	1963	29	935	32.2	103t	3
3. Abe Woodson	1962	37	1,157	31.3	79	0
4. Lenny Lyles	1960	17	526	30.9	97t	1
5. Joe Arenas	1956	27	801	29.7	96	1
6. Abe Woodson	1960	17	498	29.3	64	0
7. Abe Woodson	1961	27	782	29.0	98t	1
8. Vic Washington	1972	27	771	28.6	98t	1
9. Ted Ginn Jr.	2011	29	800	27.6	102t	1
10. Abe Woodson	1964	32	880	27.5	70	0

*minimum 1.25 ret/game

Led NFL

Led Conference

TOP SINGLE-GAME KICKOFF RETURN PERFORMANCES

MOST KICKOFF RETURN YARDS IN SINGLE GAME

Player	Game	Yards
1. Abe Woodson	vs. Det. (11/11/62)	210
2. Abe Woodson	at Det. (9/23/62)	205
3. Lenny Lyles	vs. Bal. (12/18/60)	202
4. Maurice Hicks	vs. SD (10/15/06)	195
5. Allen Rossum	vs. Phi. (10/12/08)	194

MOST KICKOFF RETURNS IN SINGLE GAME

Player	Game	Returns
1. Maurice Hicks	vs. SD (10/15/06)	9
Allen Rossum	vs. Phi. (10/12/08)	9
3. Maurice Hicks	at Was. (10/23/05)	8
4. (15 times) Last: Ted Ginn Jr.	at SD (12/16/10)	7

BEST KICKOFF RETURN AVERAGE IN SINGLE GAME

Player	Game	Avg
1. Lenny Lyles	vs. Bal. (12/18/60)	67.3
2. Doug Cunningham	vs. NO (10/22/67)	53.0
3. Abe Woodson	vs. Min. (9/29/63)	51.0
4. Allen Rossum	vs. Arz. (11/10/08)	46.5
5. Amos Lawrence	vs. LA Rams (11/22/81)	46.0
Abe Woodson	vs. NYG (11/17/63)	46.0

*minimum of 3 kickoff returns

MOST KICKOFF RETURNS FOR TOUCHDOWN IN SINGLE GAME

Player	Game	TD
1. (21 times) Last: Ted Ginn Jr.	vs. Sea. (9/11/11)	1

MOST KICKOFF RETURNS, Career

Player	KR
1. Dexter Carter	217
2. Maurice Hicks	185
3. Abe Woodson	166
4. Joe Arenas	139
5. Kermit Alexander	137
6. Ted Ginn Jr.	87
7. Vic Washington	84
8. Carl Monroe	76
9. James Owens	72
10. Paul Hofer	68
Doug Cunningham	68

MOST KICKOFF RETURN YARDS, Career

Player	Yards
1. Abe Woodson	4,873
2. Dexter Carter	4,707
3. Maurice Hicks	4,242
4. Joe Arenas	3,798
5. Kermit Alexander	3,271
6. Vic Washington	2,178
7. Ted Ginn Jr.	2,045
8. James Owens	1,728
9. Carl Monroe	1,660
10. Doug Cunningham	1,613

MOST KICKOFF RETURN TDs, Career

Player	TD
1. Abe Woodson	5
2. Dexter Carter	2
James Owens	2
Dave Williams	2
5. (10 times) Last: Ted Ginn Jr.	1

MOST KICKOFF RETURNS, Season

Player	KR
1. Maurice Hicks (2007)	63
2. Maurice Hicks (2006)	57
3. Vinny Sutherland (2001)	50
4. Dexter Carter (1994)	48
5. Ted Ginn Jr. (2010)	47
Allen Rossum (2008)	47
7. Dexter Carter (1996)	41
Dexter Carter (1990)	41
James Owens (1979)	41

MOST KICKOFF RETURN TDs, Season

Player	TD
1. Abe Woodson (1963)	3
2. (18 times) Last: Ted Ginn Jr. (2011)	1

49ERS LONGEST PLAYS

LONGEST RUNS FROM SCRIMMAGE

96t	Garrison Hearst vs. NYJ	9/6/98
89t	Hugh McElhenny at Dal. Texans	10/5/52
86t	Hugh McElhenny at GB	11/18/56
82t	Hugh McElhenny vs. Dal. Texans	10/26/52
80	Wilbur Jackson vs. NO	11/27/77
80t	Frank Gore vs. Sea	9/20/09
80t	Delvin Williams vs. Was.	11/7/76
80t	J.D. Smith vs. GB	12/7/58
79t	Frank Gore vs. Sea	9/20/09
78t	Kevan Barlow vs. Pit.	11/17/03
78t	Joe Perry vs. Dal. Texans	10/26/52
78t	Joe Perry vs. GB	12/10/50

LONGEST RUNS FROM SCRIMMAGE BY QUARTERBACK

90t	Colin Kaepernick vs. SD	12/20/14
50t	Colin Kaepernick vs. Mia	12/9/12
50	Colin Kaepernick at StL	12/2/12
49t	Steve Young vs. Min.	10/30/88
45	Y.A. Tittle at Bal. Colts	11/24/57
44t	Blaine Gabbert at Chi	12/6/15
42	Frankie Albert at GB	11/26/50

LONGEST PASSES

97t	Steve Young to John Taylor at Atl.	11/3/91
96t	Joe Montana to Jerry Rice at SD	11/27/88
95t	Joe Montana to John Taylor at LA Rams	12/11/89
93t	Steve DeBerg to Freddie Solomon vs. Atl.	9/28/80
92t	Joe Montana to John Taylor at LA Rams	12/11/89
89t	Tim Rattay to Brandon Lloyd vs. Dal.	9/25/05
85t	Jim Plunkett to Delvin Williams vs. Was.	11/7/76
83t	John Brodie to Dave Parks at LA Rams	10/18/64
82	Steve Young to Terry Kirby at Atl.	10/19/97
81t	Steve Young to Garrison Hearst vs. NO	11/22/98
81t	Elvis Grbac to Jerry Rice at Dal.	11/12/95
81t	Steve Spurrier to Ted Kwalick vs. NO	10/22/72
80t	(8x) Last time: C. Kaepernick to Brandon Lloyd at StL	10/13/14

LONGEST PUNTS

86	Larry Barnes vs. Chi.	9/29/57
82	Andy Lee vs. NE	10/5/08
82	Tommy Davis vs. Min.	9/30/62
81	Andy Lee at TB	11/21/04
81	Tommy Davis at StL Cardinals	11/25/62
80	Jim Miller at Den.	9/19/82
79	Tommy Davis at Chi.	10/14/62
76	Larry Barnes vs. Bal.	12/8/57
75	Verl Lillywhite vs. Cle.	9/30/57
74	Andy Lee vs. Bal.	10/7/07
74	Tommy Davis vs. Chi.	10/30/51
72	Jon Kilgore vs. Chi.	12/6/69
71	Andy Lee at Den.	10/19/14
71	Andy Lee vs. Sea.	9/30/07
71	Andy Lee at StL	9/16/07
71	Tommy Davis vs. Chi.	10/25/59

LONGEST PUNT RETURNS

95t	John Taylor vs. Was.	11/21/88
94t	Hugh McElhenny at Chi.	10/19/52
93t	Dana McLemore vs. LA Rams	1/2/83
89t	Jimmy Williams vs. Sea.	12/1/02
88t	Manfred Moore vs. Atl.	11/24/74
85t	Abe Woodson at GB	10/21/62
83t	Dana McLemore vs. Chi.	12/14/87
80t	Abe Woodson vs. Det.	11/5/61
79t	Dana McLemore at NYG	10/8/84
78t	Ted Ginn Jr. at StL	12/26/10
78t	Dexter Carter vs. Min.	12/18/95

LONGEST KICKOFF RETURNS

105t	Abe Woodson at LA Rams	11/8/59
104t	Allen Rossum at Arz.	11/11/08
103t	Abe Woodson vs. Min.	9/15/63
102t	Ted Ginn Jr. vs. Sea.	9/11/11
101t	Terry Kirby vs. Car.	11/16/97
101t	James Owens at Det.	11/2/80
99t	Abe Woodson at NYG	11/17/63
98t	Dexter Carter vs. NO	12/1/91
98t	Vic Washington at Atl.	10/29/72
98t	Abe Woodson at Det.	10/1/61
97t	Vic Washington vs. Dal.	12/23/72
97t	Lenny Lyles vs. Bal.	12/18/60
96t	Dexter Carter at Was.	11/6/94
96	Joe Arenas vs. Bal.	12/16/56

LONGEST INTERCEPTION RETURNS

97t	Zack Bronson at Chi.	10/28/01
94t	Alvin Randolph vs. Chi.	12/11/66
93t	Deion Sanders at Atl.	10/16/94
90t	Deion Sanders at SD	12/11/94
89t	NaVorro Bowman vs. Atl.	12/23/13
88t	Tory Nixon at GB	10/26/86
86t	Patrick Willis at Sea.	9/14/08
86t	Eric Davis vs. StL	11/26/95
83t	Ronnie Lott at KC	12/26/82
82	Carlton Williamson vs. Sea.	11/25/85
77t	Tom Holmoe vs. StL Cardinals	11/9/86
74t	Deion Sanders vs. NO	9/25/94
73	Eric Reid at Sea.	12/14/14

LONGEST FUMBLE RETURNS

99t	Don Griffin vs. Chi.	12/23/91
96t	Lee Woodall vs. Buf.	12/3/95
80t	Dwaine Carpenter at Chi.	10/31/04
80t	Dwight Hicks at Was.	10/4/81
78t	Derrick Johnson at Arz. (Mexico City)	10/2/05
75t	Clark Miller at Det.	11/14/65
73t	Skip Vanderbundt at Dal.	11/23/72
71	Gerard Williams vs. NO	9/23/79
71t	Darnell Walker at Min.	10/24/99
66t	Windlan Hall vs. Phi.	12/2/73
65t	Keena Turner at Was.	12/1/85
63t	Tommy Hart at StL Cardinals	10/24/71

LONGEST FIELD GOALS

63	David Akers at GB	9/9/12
56	Phil Dawson at Arz.	12/29/13
56	Joe Nedney at StL	12/24/05
56	Mike Cofer at Atl.	10/14/90
55	Phil Dawson vs. KC	10/5/14
55	Phil Dawson at NO	11/17/13
55	David Akers at Det.	10/16/11
55	David Akers vs. Dal.	9/18/11
54	Phil Dawson at StL	10/14/14
54	David Akers at Sea.	12/23/12
54	Steve Mike-Mayer at LA Rams	11/9/75
54	Bruce Gossett vs. NO	10/21/73
53	Phil Dawson vs. Arz.	12/28/14
53	Phil Dawson vs. Car	11/10/13
53	David Akers at Cin.	9/25/11
53	Joe Nedney vs. Phi.	10/12/08
53	Ray Wersching at Det.	9/2/84
53	Tommy Davis at LA Rams	10/18/64

LONGEST RETURNS OF FIELD GOAL ATTEMPT

92t	Bruce Taylor at NO	12/13/70
74t	Nate Clements at NYG	10/19/08
62t	Johnny Jackson at Dal.	10/15/89
58t	Bruce Taylor at NO	9/26/71
41t	Donald Strickland vs. Phi.	10/12/08
38	Kermit Alexander vs. Phi.	11/20/66
30	Kermit Alexander at Phi.	9/20/64

NFL RECORDS BY 49ERS

Most Consecutive Seasons Leading NFL in Passer Rating

4 Steve Young (1991–94)

Highest Single–Game Completion Percentage (min. 15 atts.)

94.7 Alex Smith at Arz. (10/29/12)

Most Seasons Leading League in Passing Touchdowns

4 Steve Young (1992–94, '98); tied with Johnny Unitas (1957–60), Len Dawson (1962–63, 1965–66), Brett Favre (1995–97, 2003), Drew Brees (2008–09, 2011–12), Peyton Manning (2000, '04, '06, '13)

Most Receiving Touchdowns in a Game

5 Jerry Rice at Atl. (10/14/90); tied with Chi. Bob Shaw vs. Bal. (10/2/50) and SD Kellen Winslow vs. Oak. (11/22/81)

Most Interceptions in a Game

4 Dave Baker vs. LA Rams (12/4/60); tied with 17 others

Most Interceptions Returned for a Touchdown in a Game

2 Ken Norton vs. StL (10/22/95); tied with 26 others

Most Seasons Leading League in Kickoff Return Avg.

3 Abe Woodson (1959, 1962–63)

Most Points in a Season, No Touchdowns, Single Season

166 David Akers (2011)

Most Field Goals Attempted in a Season

52 David Akers (2011)

Most Field Goals Made in a Season

44 David Akers (2011)

49ERS NFL LEADERS

RUSHING CHAMPIONS

1953	Joe Perry	1,018
1954	Joe Perry	1,049

PASSING CHAMPIONS (PASSER RATING)

1970	John Brodie	93.9
1987	Joe Montana	102.1
1989	Joe Montana	112.4
1991	Steve Young	101.8
1992	Steve Young	107.0
1993	Steve Young	101.5
1994	Steve Young	112.8
1996	Steve Young	97.2
1997	Steve Young	104.7

49ERS NFL LEADERS

RECEIVING CHAMPIONS (RECEPTIONS)

1954	Billy Wilson	60
1956	Billy Wilson	60
1957	Billy Wilson	52
1965	Dave Parks	80
1968	Clifton McNeil	71
1982	Dwight Clark	60
1985	Roger Craig	92
1990	Jerry Rice	100
1996	Jerry Rice	108

RECEIVING CHAMPIONS (TOUCHDOWNS)

1953	Billy Wilson	10
1972	Gene Washington	12
1986	Jerry Rice	16
1987	Jerry Rice	22
1989	Jerry Rice	17
1990	Jerry Rice	13
1991	Jerry Rice	14
1993	Jerry Rice	16
1994	Jerry Rice	13
2001	Terrell Owens	16
2002	Terrell Owens	13
2009	Vernon Davis #	13

PUNTING CHAMPIONS (BASED ON AVERAGE)

1962	Tommy Davis	45.6
2011	Andy Lee	50.9

SCORING

1952	Gordie Soltau	94
1953	Gordie Soltau	114
1984	Ray Wersching	131
1987	Jerry Rice	138
1989	Mike Cofer	136
2011	David Akers	166*

KICKOFF RETURNS (BASED ON AVERAGE)

1953	Joe Arenas	34.4
1959	Abe Woodson	29.4
1962	Abe Woodson	31.3
1963	Abe Woodson	32.2

FIELD GOALS MADE

1960	Tommy Davis	19
2011	David Akers	44*

PUNT RETURNS (BASED ON YARDS)

1960	Abe Woodson	174
1988	John Taylor	556

INTERCEPTIONS

1960	Dave Baker	10
1986	Ronnie Lott	10
2003	Tony Parrish	9#

*NFL Record #Shared NFL Lead

ROOKIE SEASON RECORDS

RUSHING ATTEMPTS

No	Att	Player	Year
1.	191	Vic Washington	1971
2.	189	Ken Willard	1965
3.	174	Wilbur Jackson	1974
4.	171	Earl Cooper	1980
5.	129	John H. Johnson	1954
6.	127	Frank Gore	2005
7.	125	Kevan Barlow	2001
8.	109	Don Lisbon	1963
9.	98	Hugh McElhenny	1952
10.	96	Billy Kilmer	1961

RUSHING YARDS

No	Yds	Player	Year
1.	811	Vic Washington	1971
2.	778	Ken Willard	1965
3.	725	Roger Craig	1983
4.	720	Earl Cooper	1980
5.	705	Wilbur Jackson	1974
6.	684	Hugh McElhenny	1952
7.	681	John H. Johnson	1954
8.	608	Frank Gore	2005
9.	512	Kevan Barlow	2001
10.	509	Billy Kilmer	1961

RUSHING TOUCHDOWNS

No	TD	Player	Year
1.	10	Billy Kilmer	1961
2.	9	John H. Johnson	1954
3.	8	Roger Craig	1983
4.	6	Hugh McElhenny	1952
6.	6	William Floyd	1994
6.	5	Ken Willard	1965
5.	5	Dicky Moegle	1955
8.	4	Carlos Hyde	2014
4.	4	Kevan Barlow	2001
10.	3	Frank Gore	2005
3.	3	Earl Cooper	1980
3.	3	Delvin Williams	1974
3.	3	Vic Washington	1971
3.	3	J.D. Smith	1958

RECEPTIONS

No	Rec	Player	Year
1.	83	Earl Cooper	1980
2.	51	Gene Washington	1969
3.	49	Jerry Rice	1985
4.	48	Michael Crabtree	2009
		Roger Craig	1983
6.	40	Eric Johnson	2001
7.	38	J.J. Stokes	1995
8.	36	Dave Parks	1964
8.	36	Vic Washington	1971
10.	35	Terrell Owens	1996

RECEIVING YARDS

No	Yds	Player	Year
1.	927	Jerry Rice	1985
2.	711	Gene Washington	1969
3.	703	Dave Parks	1964
4.	625	Michael Crabtree	2009
5.	567	Earl Cooper	1980
6.	520	Terrell Owens	1996
7.	517	J.J. Stokes	1995
8.	402	Alex Loyd	1950
9.	395	R.C. Owens	1957
10.	367	Hugh McElhenny	1952

RECEIVING TOUCHDOWNS

No	TD	Player	Year
1.	8	Dave Parks	1964
2.	5	Jimmy Thomas	1969
	5	R.C. Owens	1957
4.	4	Terrell Owens	1996
4.	4	J.J. Stokes	1995
4.	4	Roger Craig	1983
4.	4	Earl Cooper	1980
4.	4	Vic Washington	1971
4.	4	Ken Willard	1965
4.	4	Carroll Hardy	1955

PASSES COMPLETED

No	Comp	Player	Year
1.	88	Tom Owen	1974
2.	84	Alex Smith	2005
3.	38	Earl Morrall	1956
4.	23	Steve Spurrier	1967
	23	George Mira	1964
6.	21	Jim Druckenmiller	1997
	21	Scott Bull	1976
	21	Dennis Morrison	1975
9.	19	Billy Kilmer	1961
10.	13	Joe Montana	1979

PASSING YARDS

No	Yds	Players	Year
1.	1,327	Tom Owen	1974
2.	875	Alex Smith	2005
3.	621	Earl Morrall	1956
4.	331	George Mira	1964
5.	286	Billy Kilmer	1961
6.	252	Scott Bull	1976
7.	239	Jim Druckenmiller	1997
8.	227	Dennis Morrison	1974
9.	211	Steve Spurrier	1967
10.	160	John Brodie	1957

PASSING TOUCHDOWNS

No	TD	Player	Year
1.	10	Tom Owen	1974
2.	2	Scott Bull	1976
	2	George Mira	1964
	2	John Brodie	1957
5.	1	Alex Smith	2005
	1	Jim Druckenmiller	1997
	1	Bill Musgrave	1991
	1	Joe Montana	1979
	1	Dennis Morrison	1974
	1	Bob Waters	1960
	1	Earl Morrall	1956

PASSES ATTEMPTED

No	Att	Player	Year
1.	184	Tom Owen	1974
2.	165	Alex Smith	2005
3.	78	Earl Morrall	1956
4.	53	George Mira	1964
5.	52	Jim Druckenmiller	1997
6.	51	Dennis Morrison	1974
7.	50	Steve Spurrier	1967
8.	48	Scott Bull	1976
9.	34	Billy Kilmer	1961
10.	23	Joe Montana	1979

PASSES INTERCEPTED

No	INT	Player	YEAR
1.	15	Tom Owen	1974
2.	11	Alex Smith	2005
3.	7	Steve Spurrier	1967
4.	6	Earl Morrall	1956
5.	5	Dennis Morrison	1974
	5	George Mira	1964
7.	4	Jim Druckenmiller	1997
	4	Scott Bull	1976
	4	Billy Kilmer	1961
10.	3	John Brodie	1957

PUNT RETURNS

No	Ret	Player	Year
1.	47	R.W. McQuarters	1998
2.	38	Don Griffin	1986
3.	35	Anthony Leonard	1976
4.	23	Bruce Ellington	2014
5.	22	Brandon Williams	2006
	22	Ralph McGill	1972
7.	21	Vinny Sutherland	2001
	21	Joe Arenas	1951

PUNT RETURN YARDS

No	Yds	Player	Year
1.	406	R.W. McQuarters	1998
2.	377	Don Griffin	1986
3.	293	Anthony Leonard	1976
4.	284	Hugh McElhenny	1952
5.	272	Joe Arenas	1951
6.	219	Ralph McGill	1972

PUNT RETURN TOUCHDOWNS

No	TD	Player	Year
1.	1	Otis Amey	2005
	1	R.W. McQuarters	1998
	1	Don Griffin	1986
	1	Dana McLemore	1982
	1	Anthony Leonard	1976
	1	Manfred Moore	1974
	1	Hugh McElhenny	1952

PUNTING ATTEMPTS

No	Att	Player	Year
1.	96	Andy Lee	2004
2.	91	Bradley Pinion	2015
3.	79	Tom Wittum	1973
4.	78	Barry Helton	1988
5.	77	Jim Miller	1980

PUNTING YARDS

No	Yds	Player	Year
1.	3,990	Andy Lee	2004
2.	3,969	Bradley Pinion	2015
3.	3,455	Tom Wittum	1973
4.	3,152	Jim Miller	1980
5.	3,069	Barry Helton	1988

PUNTING AVERAGE*

No	Avg	Player	Year
1.	45.7	Tommy Davis	1959
4.	43.7	Tom Wittum	1973
3.	43.6	Bradley Pinion	2015
4.	41.6	Andy Lee	2004
5.	40.9	Jim Miller	1980

*minimum of 20 punts

ROOKIE SEASON RECORDS (CONT.)

KICKOFF RETURNS

No	Ret	Player	Year
1.	50	Vinny Sutherland	2001
2.	41	James Owens	1979
3.	41	Dexter Carter	1971
4.	33	Vic Washington	1990
5.	26	Rasheed Marshall	2005
	26	Anthony Leonard	1976
7.	24	Bruce Ellington	2014

KICKOFF RETURN YARDS

No	Yds	Player	Year
1.	1,140	Vinny Sutherland	2001
2.	1,002	James Owens	1979
3.	858	Vic Washington	1971
4.	783	Dexter Carter	1990
5.	614	Bruce Ellington	2014
6.	553	Anthony Leonard	1976

KICKOFF RETURN TOUCHDOWNS

No	TD	Player	Year
1.	1	Amos Lawrence	1981
	1	James Owens	1979
	1	Dave Williams	1977

INTERCEPTIONS

No	INT	Player	Year
1.	7	Ronnie Lott	1981
2.	6	Tim McKyer	1986
	6	Dicky Moegle	1955
4.	5	Kermit Alexander	1963
	5	Jimmy Johnson	1961
	5	Dave Baker	1959
	5	Fred Bruney	1953
	5	Jim Powers	1950

INTERCEPTION RETURN YARDS

No	Yds	Player	Year
1.	138	Alvin Randolph	1967
2.	117	Ronnie Lott	1981
3.	116	Jimmy Johnson	1961
4.	81	Todd Shell	1984
5.	77	Rex Berry	1951

INTERCEPTION RETURN TOUCHDOWNS

No	TD	Player	Year
1.	3	Ronnie Lott	1981
2.	1	Dontae Johnson	2014
	1	Tim McKyer	1986
	1	Bill Belk	1968
	1	Alvin Randolph	1966

TOTAL TOUCHDOWNS

No	TD	Player	Year
1.	12	Roger Craig	1983
2.	10	Billy Kilmer	1961
	10	Hugh McElhenny	1952
4.	9	Earl Cooper	1980
	9	Ken Willard	1965
	9	John H. Johnson	1954

TOTAL POINTS

No	Pts	Player	Year
1.	105	Doug Brien	1994
2.	103	Wade Richey	1997
3.	72	Roger Craig	1983

SACKS

No	Sacks	Player	Year
1.	14.0	LB Aldon Smith	2011
2.	12.0	DT Charles Haley	1986
3.	10.5	DT Dana Stubblefield	1993
4.	6.5	DE Andre Carter	2001
5.	6.0	LB Aaron Lynch	2014

ROOKIE SINGLE GAME RECORDS

RUSHING YARDS

No	Yds	Player	Date	Opp.
1.	170	Hugh McElhenny	10/5/52	Dal.
2.	134	Amp Lee	12/13/92	Min.
3.	131	Billy Kilmer	10/8/61	LA Rams
4.	125	Vic Washington	11/28/71	NYJ
5.	124	Dexter Carter	12/17/90	LA Rams
	124	John H. Johnson	11/20/54	Pit.
7.	118	Jimmy Thomas	12/6/69	Chi.
8.	108	Frank Gore	1/1/06	Hou.
9.	100	Ricky Watters	9/6/92	NYG

RUSHING TOUCHDOWNS

No	TD	Player	Date	Opp.
1.	4	Billy Kilmer	10/15/61	Min.
2.	3	Ricky Watters	10/18/92	Atl.
	3	Roger Craig	12/4/83	TB

RECEPTIONS

No	REC	Player	Date	Opp.
1.	10	Jerry Rice	12/9/85	LA Rams
	10	Earl Cooper	9/7/80	NO
3.	9	Earl Cooper	9/14/80	StL
4.	8	Earl Cooper	10/26/80	TB
	8	Earl Cooper	10/19/80	LA Rams
	8	Monty Stickles	9/25/60	NYG

RECEIVING YARDS

No	Yds	Player	Date	Opp.
1.	241	Jerry Rice	12/9/85	LA Rams
2.	146	Dave Parks	10/25/64	Min.
3.	131	Aaron Thomas	11/19/61	Chi.
4.	125	Clyde Conner	12/8/56	GB
5.	123	Monty Stickles	9/25/60	NYG

TOTAL TOUCHDOWNS

No	TD	Player	Date	Opp.
1.	4	Billy Kilmer	10/15/61	Min.
2.	3	Roger Craig	12/4/83	TB

PUNT RETURN YARDS

No	Yds	Player	Date	Opp.
1.	141	Anthony Leonard	10/17/76	NO
2.	133	Bruce Taylor	11/15/70	Houston
3.	125	Dana McLemore	1/2/83	LA Rams
4.	122	Hugh McElhenny	10/19/52	Chi.
5.	109	Ralph McGill	10/29/72	Atl.

KICKOFF RETURN YARDS

No	Yds	Player	Date	Opp.
1.	179	Vic Washington	11/14/71	NO
2.	172	LaMichael James	12/23/12	Sea.
3.	163	Jamal Willis	10/15/95	Ind.
4.	159	Doug Cunningham	10/22/67	NO
5.	147	Dana McLemore	12/2/82	LA Rams
	147	Vinny Sutherland	11/18/01	Car.

INTERCEPTIONS

No	INT	Player	Date	Opp.
1.	2	Chris Borland	11/16/14	NYG
	2	Tim McKyer	12/19/86	LA Rams
	2	Ronnie Lott	10/11/81	Det.
	2	Carlton Williamson	11/29/81	NYG
	2	Ricky Churchman	11/30/80	NE
	2	Jimmy Johnson	11/5/61	Det.
	2	Dicky Moegle	10/23/55	Chi.
	2	Rex Berry	10/21/51	Chi.
	2	Jimmy Powers	10/22/50	Det.

ROOKIE HIGHLIGHTS

LONG RUNS FROM SCRIMMAGE

No	Yds	Player	Opp.	Date
1.	89t	Hugh McElhenny	at Dal.	10/5/52
2.	82t	Hugh McElhenny	vs. Dal.	10/26/52
3.	75t	Jimmy Thomas	vs. Chi.	12/6/69
4.	74t	Dexter Carter	at Atl.	10/14/90
5.	72t	Frank Gore	at Was.	10/23/05

LONG RECEPTIONS

No	Yds	Player	Opp.	Date
1.	83t	Dave Parks	at LA Rams	10/18/64
2.	80t	Dave Parks	vs. Min.	10/25/64
3.	79t	Dave Parks	at Min.	11/8/64
4.	78	Keith Henderson	vs. Atl.	11/12/89
	78t	Carroll Hardy	vs. Det.	10/30/55

LONG PUNTS

No	Yds	Player	Opp.	Date
1.	86	Larry Barnes	vs. Chi.	9/29/57
2.	81	Andy Lee	at TB	11/21/04
3.	71	Tommy Davis	vs. Chi.	10/25/59
4.	70	Chad Stanley	at Jac.	9/12/99
5.	65	Jim Miller	at NYJ	9/21/80

LONG PUNT RETURNS

No	Yds	Player	Opp.	Date
1.	94t	Hugh McElhenny	vs. Chi.	10/16/52
2.	93t	Dana McLemore	vs. LA Rams	1/2/83
3.	88t	Manfred Moore	vs. Atl.	11/24/74
4.	76t	Don Griffin	vs. Atl.	11/23/86
	76	Bruce Taylor	at Chi.	11/8/70

LONG KICKOFF RETURNS

No	Yds	Player	Opp.	Date
1.	94	Doug Cunningham	vs. NO	11/22/67
2.	92t	Amos Lawrence	vs. LA Rams	11/22/81
3.	85t	James Owens	vs. Den.	11/18/79
4.	80t	Dave Williams	at Min.	12/4/77
5.	74	Vic Washington	vs. NE	10/31/71

LONG RETURNS OF FIELD GOAL ATTEMPTS

No	Yds	Player	Opp.	Date
1.	92t	Bruce Taylor	at NO	12/13/70
2.	62t	Johnny Jackson	at Dal.	10/15/89

LONG COMPLETIONS

No	Yds	Player	Opp.	Date
1.	79t	George Mira	at Min.	11/8/64
2.	68t	Tom Owen	at Chi.	11/17/74
3.	53t	Tom Owen	vs. Atl.	11/24/74
4.	50t	Harry Sydney	vs. NO	11/15/87
	50	Jim Powers	at Det.	10/8/50

LONG INTERCEPTION RETURNS

No	Yds	Player	Opp.	Date
1.	94t	Alvin Randolph	vs. Chi.	12/11/66
2.	70t	Jason Webster	vs. Atl.	11/19/00
	70	Bruce Taylor	vs. GB	11/1/70
4.	63	Jimmy Johnson	vs. GB	12/10/61
5.	53t	Todd Shell	at NO	11/25/84

LONG FIELD GOALS

No	Yds	Player	Opp.	Date
1.	54	Steve Mike-Mayer	at LA Rams	11/9/75
2.	52	Jose Cortez	vs. StL	9/23/01
3.	49	Jose Cortez	at NYJ	10/1/01
4.	48	Doug Brien	at NO	11/28/94
5.	47	Doug Brien	at LA Rams	9/18/94

LONG FUMBLE RETURNS

No	Yds	Player	Opp.	Date
1.	75t	Derrick Johnson	at Arz.	10/2/05
2.	34	Eric Davis	at LA Rams	12/17/90
3.	18	Ed Pine	at Min.	12/2/62
4.	17	Jamie Winborn	at NO	1/6/02
5.	16	Jack Capple	vs. Min.	10/24/65

100-YARD RUSHING GAMES

Player	Game(s)	Yards (Att-Lg-TD)
1. Hugh McElhenny	at Dal. Texans (10/5/52)	170 (7-89t-1)
2. Joe Perry**	vs. Bal. (10/29/50)	142 (16-49-0)
3. Joe Perry**	vs. GB (12/10/50)	135 (9-78t-1)
4. Amp Lee	at Min. (12/13/92)	134 (23-43-1)
5. Billy Kilmer	vs. LA Rams (10/8/61)	131 (19-26-2)
6. Vic Washington	at NYJ (11/28/71)	125 (27-20-1)
7. Dexter Carter	at LA Rams (12/17/90)	124 (13-74t-1)
John Henry Johnson	at Pit. (11/20/54)	124 (17-24t-1)
9. Jimmy Thomas	vs. Chi. (12/6/69)	118 (6-75t-1)
10. Billy Kilmer	at Min. (10/15/61)	115 (20-21-4)
11. Ken Willard	at Min. (11/28/65)	113 (18-21-0)
12. Frank Gore	vs. Hou. (1/1/06)	108 (25-28-0)
Joe Arenas	vs. GB (12/9/51)	108 (12-14-2)
14. Billy Kilmer	at Det. (10/1/61)	103 (16-31-2)
Hugh McElhenny	at Chi. (10/19/52)	103 (12-25t-2)

**Player who was in his 1st NFL season, but had previous prof experience.

100-YARD RECEIVING GAMES

Player	Game(s)	Yards (Rec-TD)
1. Jerry Rice	vs. LA Rams (12/9/85)	241 (10-1)
2. Dave Parks	vs. Min. (10/25/64)	146 (5-1)
3. Aaron Thomas	vs. Chi. (11/19/61)	131 (3-2)
4. Clyde Conner	vs. GB (12/8/56)	125 (7-1)
5. Monty Stickles	vs. NYG (9/25/60)	123 (8-0)
6. Carroll Hardy	at GB (11/20/55)	122 (4-2)
7. Bernie Casey	vs. GB (12/10/61)	118 (5-1)
Hugh McElhenny	at NYG (11/9/52)	118 (4-0)
9. Dave Parks	at LA Rams (10/18/64)	112 (3-1)
10. Jerry Rice	vs. Dal. (12/22/85)	111 (7-0)
11. Terrell Owens	vs. Car. (12/8/96)	110 (5-1)
12. J.J. Stokes	at Atl. (12/24/95)	106 (5-1)
Alyn Beals**	vs. LA Rams (10/1/50)	106 (7-0)
14. Don Lisbon	vs. Dal. (11/10/63)	102 (5-2)
Alex Loyd	at Cle. (11/12/50)	102 (5-0)

**Player who was in his 1st NFL season, but had previous prof experience.

CAREER 100/300 YARD GAMES

CAREER 100-YARD RUSHING GAMES

No	Player	W-L-T
39	Frank Gore	31-8-0
20	Joe Perry	16-4-0
16	Garrison Hearst	15-1-0
14	Roger Craig	11-3-0
12	Hugh McElhenny	8-4-0
12	J.D. Smith	7-5-0
10	Wendell Tyler	8-2-0
10	Delvin Williams	5-5-0
9	Ricky Watters	8-1-0
9	Ken Willard	5-3-1
6	Charlie Garner	3-3-0
5	Kevan Barlow	2-3-0
4	Billy Kilmer	4-0-0
3	Wilbur Jackson	2-1-0
3	Paul Hofer	0-3-0
2	Carlos Hyde	1-1-0
2	Joe Cribbs	2-0-0
2	Larry Schreiber	2-0-0
2	Maurice Hicks	2-0-0
2	C.R. Roberts	2-0-0
1	Joe Arenas	1-0-0
1	Dexter Carter	1-0-0
1	Lenvil Elliott	1-0-0
1	Keith Henderson	1-0-0
1	John Henry Johnson	1-0-0
1	Colin Kaepernick	0-1-0
1	Terry Kirby	1-0-0
1	Amp Lee	1-0-0
1	Gary Lewis	1-0-0
1	Verl Lillywhite	1-0-0
1	Lawrence Phillips	1-0-0
1	Jimmy Thomas	1-0-0
1	Vic Washington	1-0-0
1	Brian Westbrook	1-0-0
1	O.J. Simpson	0-1-0
1	Steve Young	0-1-0
197		146-49-1

CAREER 300-YARD PASSING GAMES

No	Player	W-L-T
35	Joe Montana	26-9-0
28	Steve Young	21-7-0
14	Jeff Garcia	5-9-0
6	John Brodie	4-1-1
5	Colin Kaepernick	4-1-0
5	Y.A. Tittle	4-1-0
5	Steve DeBerg	0-5-0
3	Elvis Grbac	2-1-0
3	Alex Smith	1-2-0
2	Steve Bono	2-0-0
2	Jeff Kemp	1-1-0
2	Steve Spurrier	0-2-0
1	Blaine Gabbert	0-1-0
1	Troy Smith	1-0-0
1	Tim Rattay	1-0-0
1	George Mira	1-0-0
1	Tom Owen	1-0-0
1	J.T. O'Sullivan	1-0-0
1	Shaun Hill	0-1-0
1	Mike Moroski	0-1-0
118		75-42-1

CAREER 100-YARD RECEIVING GAMES

No	Player	W-L-T
66	Jerry Rice	46-20-0
25	Terrell Owens	15-10-0
17	Gene Washington	11-5-1
16	Dwight Clark	11-5-0
12	John Taylor	10-2-0
11	Freddie Solomon	5-6-0
11	Dave Parks	2-8-1
10	Gordie Soltau	5-5-0
10	Billy Wilson	4-4-2
10	Bernie Casey	3-5-2
9	Vernon Davis	4-5-0
8	R.C. Owens	5-2-1
8	Michael Crabtree	5-3-0
5	Monty Stickles	3-2-0
5	Anquan Boldin	4-1-0
4	Paul Hofer	2-2-0
4	J.J. Stokes	2-2-0
3	Garrison Hearst	2-1-0
3	Dick Witcher	2-1-0
3	Clifton McNeil	1-2-0
3	Ted Kwalick	0-2-1
3	Brandon Lloyd	0-3-0
2	Clyde Conner	2-0-0
2	Roger Craig	2-0-0
2	J.R. Boone	1-1-0
2	Isaac Bruce	1-1-0
2	Antonio Bryant	1-1-0
2	John David Crow	1-1-0
2	Eric Johnson	1-1-0
2	Hugh McElhenny	1-1-0
1	Torrey Smith	0-1-0
1	Frank Gore	0-1-0
1	Danny Abramowicz	1-0-0
1	Jimmy Johnson	1-0-0
1	Brent Jones	1-0-0
1	Don Lisbon	1-0-0
1	Willie McGee	1-0-0
1	Jeff Moore	1-0-0
1	Renaldo Nehemiah	1-0-0
1	Ted Popson	1-0-0
1	Tom Rathman	1-0-0
1	J.D. Smith	1-0-0
1	Aaron Thomas	1-0-0
1	Ricky Watters	1-0-0
1	Mike Wilson	1-0-0
1	Arnaz Battle	0-1-0
1	Alyn Beals	0-1-0
1	Jimmy Cason	0-1-0
1	Curtis Conway	0-1-0
1	Charlie Garner	0-1-0
1	Carroll Hardy	0-1-0
1	Alex Loyd	0-1-0
1	Joshua Morgan	0-1-0
1	Joe Perry	0-1-0
1	Mike Sherrard	0-1-0
1	Jimmy Thomas	0-1-0
1	Cedrick Wilson	0-1-0
285		162-115-8

49ERS 300-YARD PASSERS

354 – Blaine Gabbert vs. StL	1/3/16 (28 of 44)	348 – Steve Young vs. SD	9/8/91 (26 of 36)
318 – Blaine Gabbert vs. Arz.	11/29/15 (25 of 36)	411 – Joe Montana at GB	11/4/90 (25 of 40)
340 – Colin Kaepernick vs. Bal.	10/18/15 (16 of 27)	476 – Joe Montana at Atl.	10/14/90 (32 of 49)
335 – Colin Kaepernick at Pit.	9/20/15 (33 of 46)	318 – Joe Montana at Hou.	10/7/90 (20 of 28)
343 – Colin Kaepernick at StL	10/13/14 (22 of 36)	398 – Joe Montana vs. Atl.	9/23/90 (24 of 36)
310 – Colin Kaepernick at Arz.	12/29/13 (21 of 34)	390 – Joe Montana vs. Was.	9/16/90 (29 of 44)
412 – Colin Kaepernick vs. GB	9/8/13 (27 of 39)	458 – Joe Montana at LA Rams	12/11/89 (30 of 42)
303 – Alex Smith vs. Buf.	10/7/12 (18 of 24)	325 – Joe Montana vs. GB	11/19/89 (30 of 42)
356 – Troy Smith vs. StL	11/14/10 (17 of 28)	302 – Joe Montana vs. NO	11/6/89 (22 of 31)
309 – Alex Smith vs. Phi.	10/10/10 (25 of 39)	428 – Joe Montana at Phi.	9/24/89 (25 of 34)
310 – Alex Smith at Sea.	12/6/09 (27 of 45)	302 – Joe Montana at Sea.	9/25/88 (20 of 29)
303 – Shaun Hill at Dal.	11/23/08 (21 of 33)	343 – Joe Montana vs. Atl.	9/18/88 (32 of 48)
321 – J.T. O'Sullivan at Sea.	9/14/08 (20 of 32)	308 – Joe Montana at GB	12/6/87 (26 of 35)
417 – Tim Rattay vs. Arz.	10/10/04 (38 of 57)	342 – Joe Montana vs. Cle.	11/29/87 (23 of 31)
344 – Jeff Garcia at Cin.	12/14/03 (26 of 33)	304 – Joe Montana at TB	11/22/87 (29 of 45)
337 – Jeff Garcia at SD	11/17/02 (25 of 43)	334 – Joe Montana vs. StL Cardinals	10/18/87 (31 of 39)
305 – Jeff Garcia at Car.	11/18/01 (34 of 54)	316 – Joe Montana at Pit.	9/13/87 (34 of 49)
332 – Jeff Garcia at Atl.	10/14/01 (27 of 41)	441 – Joe Montana at Was.	11/17/86 (33 of 60)
335 – Jeff Garcia vs. Atl.	9/9/01 (26 of 40)	332 – Mike Moroski at NO	11/2/86 (23 of 40)
402 – Jeff Garcia vs. Chi.	12/17/00 (36 of 44)	359 – Jeff Kemp vs. Min.	10/12/86 (23 of 42)
305 – Jeff Garcia vs. NO	12/10/00 (25 of 38)	332 – Jeff Kemp vs NO	9/21/86 (29 of 44)
323 – Jeff Garcia at SD	12/3/00 (18 of 32)	356 – Joe Montana at TB	9/7/86 (32 of 46)
307 – Jeff Garcia at Car.	10/22/00 (25 of 39)	322 – Joe Montana vs. Dal.	12/22/85 (24 of 34)
336 – Jeff Garcia at GB	10/15/00 (27 of 42)	354 – Joe Montana at NO	12/15/85 (25 of 38)
336 – Jeff Garcia vs. Oak.	10/8/00 (28 of 41)	328 – Joe Montana vs. LA Rams	12/9/85 (26 of 36)
373 – Jeff Garcia at Atl.	1/3/00 (26 of 34)	306 – Joe Montana at LA Rams	10/27/85 (22 of 30)
303 – Jeff Garcia at Car.	12/18/99 (29 of 46)	429 – Joe Montana at Atl.	10/6/85 (37 of 57)
437 – Jeff Garcia at Cin.	12/5/99 (33 of 49)	301 – Joe Montana vs. Cin.	11/4/84 (27 of 42)
342 – Steve Young at Atl.	11/15/98 (21 of 40)	365 – Joe Montana at LA Rams	10/28/84 (21 of 31)
331 – Steve Young vs. Ind.	10/18/98 (33 of 51)	353 – Joe Montana at Hou.	10/21/84 (25 of 35)
309 – Steve Young at NO	10/11/98 (21 of 40)	381 – Joe Montana vs. Was.	9/10/84 (24 of 40)
329 – Steve Young at Buf.	10/4/98 (23 of 38)	358 – Joe Montana at LA Rams	10/23/83 (25 of 39)
387 – Steve Young vs. Atl.	9/27/98 (28 of 39)	316 – Joe Montana vs. LA Rams	10/9/83 (28 of 42)
303 – Steve Young at Was.	9/14/98 (21 of 32)	341 – Joe Montana at StL Cardinals	9/18/83 (20 of 32)
363 – Steve Young vs. NYJ	9/6/98 (26 of 46)	356 – Joe Montana vs. SD	12/11/82 (31 of 46)
336 – Steve Young vs. Atl.	9/21/97 (17 of 24)	305 – Joe Montana vs. LA Rams	12/2/82 (26 of 37)
393 – Steve Young vs. Car.	12/8/96 (27 of 41)	334 – Joe Montana vs. NO	11/28/82 (27 of 42)
316 – Steve Young at Atl.	12/24/95 (31 of 44)	408 – Joe Montana at StL Cardinals	11/21/82 (26 of 39)
425 – Steve Young vs. Min.	12/18/95 (30 of 49)	336 – Joe Montana at Den.	9/19/82 (26 of 37)
336 – Steve Young at Car.	12/10/95 (31 of 45)	345 – Steve DeBerg at Atl.	9/28/80 (32 of 51)
382 – Elvis Grbac at Mia.	11/20/95 (31 of 41)	348 – Steve DeBerg vs. Atl.	12/16/79 (29 of 54)
305 – Elvis Grbac at Dal.	11/12/95 (20 of 30)	348 – Steve DeBerg vs. Chi. Bears	10/28/79 (26 of 41)
327 – Elvis Grbac at Car.	11/5/95 (26 of 37)	306 – Steve DeBerg vs. Sea.	10/7/79 (31 of 40)
348 – Steve Young at Det.	9/25/95 (27 of 44)	321 – Steve DeBerg at Hou.	9/17/78 (20 of 32)
331 – Steve Young vs. Atl.	9/10/95 (27 of 40)	316 – Tom Owen at Chi.	11/17/74 (15 of 26)
350 – Steve Young vs. Den.	12/17/94 (20 of 29)	320 – Steve Spurrier vs. Min.	10/14/73 (31 of 48)
304 – Steve Young at SD	12/11/94 (25 of 32)	315 – Steve Spurrier at GB	11/5/72 (19 of 37)
325 – Steve Young vs. LA Rams	11/20/94 (30 of 44)	317 – John Brodie at Chi.	11/8/70 (21 of 28)
355 – Steve Young at LA Rams	9/18/94 (31 of 39)	356 – John Brodie at LAN	11/9/69 (25 of 42)
308 – Steve Young vs. LA Raiders	9/5/94 (19 of 32)	301 – John Brodie vs. GB	12/1/68 (24 of 39)
354 – Steve Young at Det.	12/19/93 (17 of 23)	324 – George Mira at Atl.	12/10/67 (20 of 34)
462 – Steve Young at LA Rams	11/28/93 (26 of 32)	327 – John Brodie at Chi.	11/13/66 (28 of 54)
311 – Steve Young at TB	11/14/93 (23 of 29)	328 – John Brodie vs. GB	12/10/61 (19 of 29)
342 – Steve Young vs. Phi.	11/29/92 (24 of 35)	322 – John Brodie vs. Chi.	11/19/61 (11 of 19)
399 – Steve Young vs. Atl.	10/18/92 (18 of 28)	316 – Y.A. Tittle at Det.	10/16/55 (15 of 31)
449 – Steve Young vs. Buf.	9/13/92 (26 of 37)	371 – Y.A. Tittle vs. Bal.	12/13/53 (29 of 44)
338 – Steve Young vs. Chi.	12/23/91 (21 of 32)	301 – Y.A. Tittle at LA Rams	11/8/53 (18 of 32)
347 – Steve Bono vs. NO	12/1/91 (27 of 41)	304 – Y.A. Tittle vs. Chi.	11/1/53 (25 of 43)
306 – Steve Bono at LA Rams	11/25/91 (18 of 33)	341 – Y.A. Tittle at NYG	11/9/52 (16 of 29)
348 – Steve Young vs. Atl.	10/13/91 (22 of 38)		

49ERS 100-YARD RUSHERS SINCE 1970

102 – Carlos Hyde at Sea.	9/25/16 (21 carries)
168 – Carlos Hyde vs. Min.	9/14/15 (26 carries)
144 – Frank Gore vs. Arz.	12/28/14 (25 carries)
158 – Frank Gore vs. SD	12/20/14 (26 carries)
151 – Colin Kaepernick vs. SD	12/20/14 (7 carries)
107 – Frank Gore vs. KC	10/5/14 (18 carries)
119 – Frank Gore vs. Phi.	9/28/14 (24 carries)
110 – Frank Gore vs. Sea.	12/8/13 (17 carries)
101 – Frank Gore vs. Arz.	10/13/13 (25 carries)
153 – Frank Gore at StL	9/26/13 (20 carries)
131 – Frank Gore vs. Sea.	10/18/12 (16 carries)
106 – Frank Gore vs. Buf.	10/7/12 (14 carries)
112 – Frank Gore at GB	9/9/12 (16 carries)
107 – Frank Gore at Was.	11/6/11 (19 carries)
134 – Frank Gore vs. Cle.	10/30/11 (31 carries)
141 – Frank Gore at Det.	10/16/11 (15 carries)
125 – Frank Gore vs. TB	10/9/11 (20 carries)
127 – Frank Gore at Phi.	10/2/11 (15 carries)
136 – Brian Westbrook at Arz.	11/29/10 (23 carries)
118 – Frank Gore vs. Den. (London)	10/31/10 (29 carries)
102 – Frank Gore at Car.	10/24/10 (19 carries)
149 – Frank Gore vs. Oak.	10/17/10 (25 carries)
112 – Frank Gore vs. NO	9/20/10 (20 carries)
107 – Frank Gore at StL	1/3/10 (23 carries)
107 – Frank Gore at Phi.	12/20/09 (16 carries)
167 – Frank Gore vs. Arz.	12/14/09 (25 carries)
104 – Frank Gore vs. Chi.	11/12/09 (25 carries)
207 – Frank Gore vs. Sea.	9/20/09 (16 carries)
106 – Frank Gore vs. StL	11/16/08 (18 carries)
101 – Frank Gore vs. Phi.	10/12/08 (19 carries)
130 – Frank Gore vs. Det.	9/21/08 (27 carries)
138 – Frank Gore vs. Cin.	12/15/07 (29 carries)
116 – Frank Gore at Arz.	11/25/07 (21 carries)
153 – Frank Gore at Den.	12/31/06 (31 carries)
144 – Frank Gore at Sea.	12/14/06 (29 carries)
130 – Frank Gore vs. GB	12/10/06 (18 carries)
134 – Frank Gore at StL	11/26/06 (21 carries)
212 – Frank Gore vs. Sea.	11/19/06 (24 carries)
159 – Frank Gore at Det.	11/12/06 (22 carries)
111 – Frank Gore at Chi.	10/29/06 (12 carries)
134 – Frank Gore vs. Oak.	10/8/06 (27 carries)
127 – Frank Gore vs. StL	9/17/06 (29 carries)
108 – Frank Gore vs. Hou	1/1/06 (25 carries)
109 – Maurice Hicks at StL	12/24/05 (10 carries)
101 – Kevan Barlow vs. TB	10/30/05 (26 carries)
103 – Kevan Barlow at NE	1/2/05 (25 carries)
139 – Maurice Hicks at Arz.	12/12/04 (34 carries)
114 – Kevan Barlow at NO	9/19/04 (20 carries)
154 – Kevan Barlow at Phi.	12/21/03 (30 carries)
154 – Kevan Barlow vs. Arz.	12/7/03 (18 carries)
117 – Garrison Hearst vs. TB	10/19/03 (20 carries)
124 – Garrison Hearst vs. Sea.	12/1/02 (31 carries)
116 – Garrison Hearst vs. StL	10/6/02 (13 carries)
103 – Garrison Hearst vs. Mia.	12/16/01 (26 carries)
124 – Garrison Hearst vs. Buf	12/2/01 (25 carries)

106 – Garrison Hearst at Ind.	11/25/01 (12 carries)
145 – Garrison Hearst vs. NO	11/11/01 (17 carries)
102 – Charlie Garner vs. KC	11/12/00 (25 carries)
109 – Charlie Garner vs. Oak.	10/8/00 (24 carries)
201 – Charlie Garner at Dal.	9/24/00 (36 carries)
129 – Charlie Garner vs. Was	12/26/99 (16 carries)
107 – Charlie Garner vs. Atl.	12/12/99 (26 carries)
166 – Charlie Garner vs. Pit	11/7/99 (20 carries)
102 – Lawrence Phillips at Arz.	9/27/99 (9 carries)
107 – Garrison Hearst at NE	12/20/98 (27 carries)
198 – Garrison Hearst vs. Det.	12/14/98 (24 carries)
139 – Garrison Hearst at Car.	12/6/98 (20 carries)
166 – Garrison Hearst vs. NYG	11/30/98 (20 carries)
138 – Garrison Hearst at Was	9/14/98 (22 carries)
187 – Garrison Hearst vs. NYJ	9/6/98 (20 carries)
104 – Garrison Hearst vs. Dal.	11/2/97 (22 carries)
105 – Garrison Hearst at Atl.	10/19/97 (18 carries)
141 – Garrison Hearst at Car.	9/29/97 (28 carries)
105 – Terry Kirby at Atl.	12/2/96 (12 carries)
105 – Ricky Watters at NO	11/28/94 (26 carries)
103 – Ricky Watters vs. TB	10/23/94 (14 carries)
116 – Ricky Watters vs. NO	11/22/93 (16 carries)
135 – Ricky Watters at NO	9/26/93 (25 carries)
112 – Ricky Watters vs. Atl.	9/19/93 (19 carries)
134 – Amp Lee at Min.	12/13/92 (23 carries)
163 – Ricky Watters at LA Rams	11/22/92 (26 carries)
115 – Ricky Watters vs. NO	11/15/92 (21 carries)
104 – Ricky Watters at NE	10/11/92 (19 carries)
100 – Ricky Watters at NYG	9/6/92 (13 carries)
104 – Keith Henderson vs. Det.	10/20/91 (20 carries)
102 – Steve Young vs. NO	12/23/90 (8 carries)
124 – Dexter Carter at LA Rams	12/17/90 (13 carries)
105 – Roger Craig vs. Buf.	12/17/89 (25 carries)
109 – Roger Craig vs. Atl.	11/12/89 (17 carries)
131 – Roger Craig at Ind.	9/10/89 (24 carries)
115 – Roger Craig vs. NO	12/11/88 (22 carries)
103 – Roger Craig at Atl.	12/4/88 (23 carries)
162 – Roger Craig at Phx.	11/6/88 (26 carries)
190 – Roger Craig at LA Rams	10/16/88 (22 carries)
143 – Roger Craig vs. Den.	10/9/88 (26 carries)
107 – Roger Craig at Sea.	9/25/88 (21 carries)
110 – Roger Craig at NYG	9/11/88 (18 carries)
104 – Roger Craig at LA Rams	11/1/87 (23 carries)
107 – Joe Cribbs at NE	12/14/86 (23 carries)
101 – Roger Craig vs. Atl.	11/23/86 (17 carries)
105 – Joe Cribbs vs. StL	11/9/86 (21 carries)
111 – Wendell Tyler vs. KC	11/17/85 (16 carries)
117 – Roger Craig at Den.	11/11/85 (22 carries)
107 – Wendell Tyler at Det.	10/20/85 (16 carries)
107 – Roger Craig vs. Atl.	9/15/85 (11 carries)
125 – Wendell Tyler at Min.	9/8/85 (21 carries)
117 – Wendell Tyler at NO	11/25/84 (15 carries)
108 – Wendell Tyler at Hou.	10/21/84 (23 carries)
101 – Wendell Tyler at NYG	10/8/84 (14 carries)
113 – Wendell Tyler at Phi.	9/23/84 (21 carries)

49ERS 100-YARD RUSHERS SINCE 1970 (CONT.)

102 – Wendell Tyler vs. TB	12/4/83 (16 carries)
108 – Wendell Tyler at StL	9/18/83 (18 carries)
107 – Wendell Tyler at Min.	9/8/83 (19 carries)
125 – Lenvil Elliot vs. NO	12/7/80 (20 carries)
147 – Paul Hofer at NO	11/11/79 (17 carries)
106 – Paul Hofer at Oak.	11/4/79 (13 carries)
104 – Paul Hofer vs. LA Rams	11/19/78 (20 carries)
108 – O.J. Simpson vs. Chi.	9/10/78 (27 carries)
107 – Delvin Williams at Min.	12/4/77 (27 carries)
190 – Wilbur Jackson vs. NO	11/27/77 (16 carries)
123 – Wilbur Jackson at NO	11/13/77 (22 carries)
110 – Delvin Williams at NO	11/13/77 (25 carries)
106 – Delvin Williams vs. Det.	10/23/77 (27 carries)
104 – Delvin Williams at SD	12/5/76 (26 carries)

156 – Wilbur Jackson vs. Min.	11/29/76 (30 carries)
153 – Delvin Williams vs. Min.	11/29/76 (20 carries)
180 – Delvin Williams vs. Was.	11/7/76 (23 carries)
194 – Delvin Williams at StL Cardinals	10/31/76 (34 carries)
121 – Delvin Williams at GB	9/12/76 (25 carries)
104 – Delvin Williams at Atl.	12/14/75 (10 carries)
106 – Delvin Williams vs. Chi.	11/16/75 (12 carries)
106 – Larry Schreiber vs. Atl.	11/24/74 (20 carries)
117 – Ken Willard vs. Phi.	12/2/73 (15 carries)
104 – Larry Schreiber vs. Bal.	11/12/72 (17 carries)
125 – Vic Washington at NYJ	11/28/71 (27 carries)
129 – Ken Willard at NYJ	11/28/71 (15 carries)
105 – Ken Willard vs. Cle.	9/27/70 (22 carries)

49ERS 100-YARD RECEIVERS SINCE 1970

102 – Jeremy Kerley vs. Arz.	10/6/16 (8 catches)	130 – J.J. Stokes at Atl.	1/3/00 (5 catches)
102 – Anquan Boldin vs. Bal.	10/18/15 (5 catches)	157 – Jerry Rice at Cin.	12/5/99 (9 catches)
107 – Anquan Boldin at NYG	10/11/15 (8 catches)	145 – Terrell Owens at Cin.	12/5/99 (9 catches)
120 – Torrey Smith at Pit.	9/20/15 (6 catches)	120 – Terrell Owens vs. StL	11/21/99 (6 catches)
137 – Anquan Boldin vs. Was.	11/23/14 (9 catches)	115 – Jerry Rice at NE	12/20/98 (5 catches)
103 – Stevie Johnson at Arz.	9/21/14 (9 catches)	140 – Terrell Owens vs. NYG	11/30/98 (5 catches)
149 – Anquan Boldin at Arz.	12/29/13 (9 catches)	103 – Garrison Hearst vs. NO	11/22/98 (4 catches)
102 – Michael Crabtree vs. Atl.	12/23/13 (5 catches)	169 – Jerry Rice at Atl.	11/15/98 (10 catches)
180 – Vernon Davis vs. Arz.	10/13/13 (8 catches)	120 – Terrell Owens at StL.	10/25/98 (5 catches)
208 – Anquan Boldin vs. GB	9/8/13 (13 catches)	110 – J.J. Stokes vs. Ind.	10/18/98 (9 catches)
172 – Michael Crabtree vs. Arz.	12/30/12 (8 catches)	162 – Jerry Rice vs. Atl.	9/27/98 (8 catches)
107 – Michael Crabtree at NE	12/16/12 (7 catches)	105 – Garrison Hearst vs. Atl.	9/27/98 (4 catches)
101 – Michael Crabtree at StL	12/2/12 (7 catches)	111 – J.J. Stokes vs. NYJ	9/6/98 (7 catches)
113 – Michael Crabtree vs. Buf.	10/7/12 (6 catches)	129 – Jerry Rice vs. Car.	12/8/96 (10 catches)
106 – Vernon Davis vs. Buf.	10/7/12 (5 catches)	110 – Terrell Owens vs. Car.	12/8/96 (5 catches)
118 – Vernon Davis at StL	1/1/12 (8 catches)	116 – Ted Popson vs. Cin.	10/20/96 (8 catches)
120 – Michael Crabtree vs. Arz.	11/20/11 (7 catches)	108 – Jerry Rice at StL	10/6/96 (7 catches)
114 – Vernon Davis at Cin.	9/25/11 (8 catches)	127 – Jerry Rice at Car.	9/22/96 (10 catches)
122 – Michael Crabtree at StL	12/26/10 (6 catches)	153 – Jerry Rice at Atl.	12/24/95 (12 catches)
106 – Joshua Morgan at SD	12/16/10 (7 catches)	106 – J.J. Stokes at Atl.	12/24/95 (5 catches)
126 – Vernon Davis at GB	12/5/10 (4 catches)	289 – Jerry Rice vs. Min.	12/18/95 (14 catches)
105 – Michael Crabtree vs. Phi.	10/10/10 (9 catches)	121 – Jerry Rice at Car.	12/10/95 (6 catches)
104 – Vernon Davis vs. Phi.	10/10/10 (5 catches)	149 – Jerry Rice at Mia.	11/20/95 (8 catches)
102 – Frank Gore at KC	9/26/10 (9 catches)	161 – Jerry Rice at Dal.	11/12/95 (5 catches)
111 – Vernon Davis at Sea.	12/6/09 (6 catches)	111 – Jerry Rice vs. Car.	11/5/95 (8 catches)
108 – Vernon Davis at GB	11/22/09 (6 catches)	108 – Jerry Rice vs. NO	10/29/95 (8 catches)
102 – Vernon Davis vs. Ten.	11/8/09 (10 catches)	181 – Jerry Rice at Det.	9/25/95 (11 catches)
125 – Isaac Bruce at Dal.	11/23/08 (8 catches)	167 – Jerry Rice vs. Atl.	9/10/95 (11 catches)
120 – Arnaz Battle at NO	9/28/08 (7 catches)	121 – Jerry Rice vs. Den.	12/17/94 (9 catches)
153 – Isaac Bruce at Sea.	9/14/08 (4 catches)	106 – Rickey Watters vs. Den.	12/17/94 (4 catches)
131 – Antonio Bryant vs. StL	9/17/06 (4 catches)	144 – Jerry Rice at SD	12/11/94 (12 catches)
114 – Antonio Bryant at Arz.	9/10/06 (4 catches)	165 – Jerry Rice vs. LA Rams	11/20/94 (16 catches)
119 – Brandon Lloyd vs. Sea.	11/20/05 (7 catches)	147 – Jerry Rice at LA Rams	9/18/94 (11 catches)
102 – Brandon Lloyd at Arz.	10/2/05 (7 catches)	103 – John Taylor at LA Rams	9/18/94 (7 catches)
142 – Brandon Lloyd vs. Dal.	9/25/05 (4 catches)	169 – Jerry Rice vs. LA Raiders	9/5/94 (7 catches)
101 – Cedrick Wilson vs. Car.	11/14/04 (5 catches)	132 – Jerry Rice at Det.	12/19/93 (4 catches)
162 – Eric Johnson vs. Arz.	10/10/04 (13 catches)	115 – John Taylor at Det.	12/19/93 (4 catches)
113 – Eric Johnson vs. StL	10/3/04 (10 catches)	105 – Jerry Rice at Atl.	12/11/93 (6 catches)
112 – Curtis Conway at NO	9/19/04 (8 catches)	166 – Jerry Rice at LA Rams	11/28/93 (8 catches)
127 – Terrell Owens at Cin.	12/14/03 (8 catches)	150 – John Taylor at LA Rams	11/28/93 (6 catches)
155 – Terrell Owens vs. Pit.	11/17/03 (8 catches)	172 – Jerry Rice at TB	11/14/93 (8 catches)
152 – Terrell Owens vs. TB	10/19/03 (6 catches)	155 – Jerry Rice vs. Phx.	10/24/93 (9 catches)
112 – Terrell Owens vs. Chi.	9/7/03 (7 catches)	118 – Jerry Rice vs. TB	12/19/92 (7 catches)
123 – Terrell Owens at Dal.	12/8/02 (12 catches)	133 – Jerry Rice vs. Phi.	11/29/92 (8 catches)
166 – Terrell Owens vs. Phi.	11/25/02 (13 catches)	183 – Jerry Rice vs. Atl.	10/18/92 (7 catches)
171 – Terrell Owens at SD	11/17/02 (7 catches)	159 – Mike Sherrard vs. Buf.	9/13/92 (6 catches)
191 – Terrell Owens at Oak.	11/3/02 (12 catches)	112 – John Taylor vs. Buf.	9/13/92 (5 catches)
132 – Terrell Owens vs. Arz.	10/27/02 (8 catches)	125 – Jerry Rice vs. Chi.	12/23/91 (5 catches)
116 – Terrell Owens at NO	1/6/02 (2 catches)	113 – John Taylor at Sea.	12/8/91 (7 catches)
103 – Terrell Owens at Ind.	11/25/01 (6 catches)	154 – Jerry Rice vs. NO	12/1/91 (9 catches)
100 – Terrell Owens vs. NO	11/11/01 (8 catches)	121 – John Taylor at LA Rams	11/25/91 (6 catches)
125 – Terrell Owens vs. Det.	11/4/01 (9 catches)	127 – John Taylor at Atl.	11/3/91 (2 catches)
105 – Garrison Hearst at Chi.	10/28/01 (4 catches)	138 – Jerry Rice vs. Atl.	10/13/91 (7 catches)
183 – Terrell Owens at Atl.	10/14/01 (9 catches)	150 – Jerry Rice vs. SD	9/8/91 (9 catches)
118 – Terrell Owens vs. Car.	10/7/01 (8 catches)	118 – Jerry Rice at Min.	12/30/90 (9 catches)
283 – Terrell Owens vs. Chi.	12/17/00 (20 catches)	104 – Jerry Rice at LA Rams	12/17/90 (5 catches)
129 – Terrell Owens vs. NO	12/10/00 (6 catches)	101 – Jerry Rice at Cin.	12/9/90 (8 catches)
115 – Terrell Owens vs. StL	10/29/00 (8 catches)	147 – Jerry Rice at Dal.	11/11/90 (12 catches)
112 – Charlie Garner at Car.	10/22/00 (7 catches)	187 – Jerry Rice at GB	11/4/90 (6 catches)
176 – Terrell Owens vs. Oak.	10/8/00 (12 catches)	225 – Jerry Rice at Atl.	10/14/90 (13 catches)
108 – Terrell Owens at StL	9/17/00 (6 catches)	132 – John Taylor at Hou.	10/7/90 (4 catches)
143 – Jerry Rice at Atl.	1/3/00 (6 catches)	171 – Jerry Rice vs. Atl.	9/23/90 (8 catches)

49ERS 100-YARD RECEIVERS SINCE 1970 (CONT.)

125 – Brent Jones vs. Atl.	9/23/90 (5 catches)	135 – Dwight Clark vs. SD	12/11/82 (12 catches)
160 – John Taylor vs. Was.	9/16/90 (8 catches)	102 – Jeff Moore at LA Rams	12/2/82 (8 catches)
101 – Jerry Rice vs. Chi.	12/24/89 (4 catches)	103 – Dwight Clark at StL	11/21/82 (6 catches)
286 – John Taylor at LA Rams	12/11/89 (11 catches)	127 – Dwight Clark at Den.	9/19/82 (9 catches)
162 – John Taylor at Atl.	12/3/89 (5 catches)	109 – Freddie Solomon at Den.	9/19/82 (4 catches)
117 – Jerry Rice vs. NYG	11/27/89 (7 catches)	106 – Dwight Clark vs. LA Raiders	9/12/82 (6 catches)
106 – Jerry Rice vs. GB	11/19/89 (9 catches)	124 – Freddie Solomon at LA Rams	11/22/81 (5 catches)
112 – Jerry Rice vs. NE	10/22/89 (6 catches)	128 – Dwight Clark vs. Atl.	11/8/81 (7 catches)
103 – Tom Rathman vs. NE	10/22/89 (11 catches)	109 – Dwight Clark vs. LA Rams	10/25/81 (8 catches)
149 – Jerry Rice at NO	10/8/89 (7 catches)	135 – Dwight Clark vs. Dal.	10/11/81 (4 catches)
136 – John Taylor at Phi.	9/24/89 (6 catches)	113 – Freddie Solomon vs. Chi.	9/13/81 (5 catches)
164 – Jerry Rice at Phi.	9/24/89 (6 catches)	155 – Dwight Clark vs. NO	12/7/80 (6 catches)
122 – Jerry Rice at TB	9/17/89 (8 catches)	104 – Freddie Solomon at GB	11/9/80 (5 catches)
163 – Jerry Rice at Ind.	9/10/89 (6 catches)	148 – Dwight Clark at Dal.	10/12/80 (8 catches)
171 – Jerry Rice at SD	11/27/88 (6 catches)	132 – Freddie Solomon vs. Atl.	9/28/80 (5 catches)
105 – Jerry Rice vs. Was.	11/21/88 (3 catches)	135 – Paul Hofer vs. StL	9/14/80 (9 catches)
163 – Jerry Rice at Sea.	9/25/88 (6 catches)	114 – Paul Hofer at NO	9/7/80 (7 catches)
163 – Jerry Rice vs. Atl.	9/18/88 (8 catches)	130 – Paul Hofer at Atl.	12/16/79 (9 catches)
109 – Jerry Rice at NYG	9/11/88 (4 catches)	104 – Paul Hofer at NYG	10/14/79 (9 catches)
126 – Jerry Rice vs. Cle.	11/29/87 (7 catches)	144 – Freddie Solomon vs. NO	9/23/79 (8 catches)
103 – Jerry Rice at TB	11/22/87 (7 catches)	107 – Freddie Solomon at Min.	9/2/79 (4 catches)
108 – Jerry Rice vs. NO	11/15/87 (4 catches)	110 – Freddie Solomon at Hou.	9/17/78 (3 catches)
104 – Mike Wilson at Cin.	9/20/87 (7 catches)	130 – Gene Washington vs. Dal.	12/12/77 (5 catches)
106 – Jerry Rice at Pit.	9/13/87 (8 catches)	112 – Gene Washington vs. Det.	10/23/77 (4 catches)
204 – Jerry Rice at Was.	11/17/86 (12 catches)	104 – Willie McGee at Sea.	9/26/76 (5 catches)
156 – Jerry Rice vs. StL	11/9/86 (4 catches)	101 – Gene Washington at Phi.	11/30/75 (6 catches)
144 – Jerry Rice vs. Min.	10/12/86 (7 catches)	144 – Gene Washington at LA Rams	11/9/75 (5 catches)
172 – Jerry Rice vs. Ind.	10/5/86 (6 catches)	121 – Gene Washington at Dal.	11/10/74 (7 catches)
120 – Jerry Rice vs. NO	9/21/86 (7 catches)	133 – Ted Kwalick at Det.	11/4/73 (8 catches)
100 – Dwight Clark vs. NO	9/21/86 (7 catches)	101 – Dan Abramowicz vs. NO	10/21/73 (4 catches)
157 – Jerry Rice at LA Rams	9/14/86 (6 catches)	118 – Gene Washington vs. Min.	10/14/73 (8 catches)
100 – Dwight Clark at TB	9/7/86 (7 catches)	119 – Gene Washington vs. Min.	12/16/72 (4 catches)
111 – Jerry Rice vs. Dal.	12/22/85 (7 catches)	114 – Gene Washington at Chi.	11/19/72 (4 catches)
241 – Jerry Rice vs. LA Rams	12/9/85 (10 catches)	164 – Gene Washington at GB	11/5/72 (6 catches)
132 – Roger Craig at LA Rams	10/27/85 (6 catches)	102 – Ted Kwalick vs. NO	10/22/72 (2 catches)
167 – Roger Craig at Atl.	10/6/85 (12 catches)	126 – Ted Kwalick vs. NYG	10/15/72 (6 catches)
125 – Renaldo Nehemiah vs. Min.	12/8/84 (6 catches)	140 – Gene Washington vs. SD	9/17/72 (8 catches)
105 – Freddie Solomon at Cle.	11/11/84 (5 catches)	160 – Gene Washington vs. NE	10/31/71 (5 catches)
124 – Dwight Clark vs. Cin.	11/4/84 (7 catches)	112 – Gene Washington at Phi.	10/3/71 (3 catches)
127 – Dwight Clark at Hou.	10/21/84 (5 catches)	131 – Gene Washington at NO	12/13/70 (5 catches)
105 – Dwight Clark vs. Was.	9/10/84 (5 catches)	115 – Gene Washington vs. Atl.	12/6/70 (3 catches)
103 – Freddie Solomon vs. Atl.	9/25/83 (6 catches)	119 – Gene Washington at Chi.	11/8/70 (5 catches)
121 – Freddie Solomon at StL	9/18/83 (3 catches)	126 – Gene Washington vs. NO	10/18/70 (4 catches)
104 – Dwight Clark at KC	12/26/82 (4 catches)	145 – Gene Washington at LA Rams	10/11/70 (7 catches)
101 – Dwight Clark vs. Atl.	12/19/82 (8 catches)		

ALL-TIME RETURNS FOR TOUCHDOWNS

ALL-TIME INTERCEPTION RETURNS FOR TDS

Date	Player	Yds	Opp.
12/6/15	Ward, Jimmie	29	at Chi.
12/20/14	Bethae, Antoine	49	vs. SD
10/13/14	Johnson, Dontae	20	at StL
12/23/13	Bowman, NaVorro	89	vs. Atl.
10/6/13	Brock, Tramaine	18	vs. Hou.
11/25/12	Whitner, Donte	42	at NO
11/25/12	Brooks, Ahmad	50	at NO
10/9/11	Rogers, Carlos	31	vs. TB
1/2/11	Brown, Tarell	62	vs. Arz.
12/12/10	Goldson, Dashon	39	vs. Sea.
10/24/10	McDonald, Ray	31	at Car.
10/4/09	Willis, Patrick	23	vs. StL
9/14/08	Willis, Patrick	86	at Sea.
12/31/06	Harris, Walt	28	at Den.
1/1/06	Adams, Mike	40	vs. Hou.
11/27/05	Spencer, Shawntae	61	at Ten.
9/25/05	Parrish, Tony	34	vs. Dal.
9/7/03	Plummer, Ahmed	68	vs. Chi.
10/6/02	Webster, Jason	37	vs. StL
11/25/01	Bronson, Zack	48	at Ind.
10/28/01	Bronson, Zack	97	at Chi.
12/3/00	Montgomery, Monty	46	at SD
11/19/00	Webster, Jason	70	vs. Atl.
10/17/99	Walker, Darnell	27	vs. Car.
9/19/99	Shulters, Lance	64	at NO
1/3/98	Norton, Ken Jr.	23	vs. Min.*
12/15/97	Hanks, Merton	55	vs. Den.
9/29/96	Pope, Marquez	55	vs. Atl.
11/26/95	Davis, Eric	86	vs. StL
10/22/95	Norton, Ken Jr.	35	at StL
10/22/95	Norton, Ken Jr.	21	at StL
9/10/95	McDonald, Tim	13	vs. Atl.
9/3/95	McDonald, Tim	52	at NO
1/15/95	Davis, Eric	44	vs. Dal.*
12/11/94	Sanders, Deion	90	at SD
11/6/94	McDonald, Tim	73	at Was.
10/16/94	Sanders, Deion	93	at Atl.
9/25/94	Sanders, Deion	74	vs. NO
11/22/93	Hanks, Merton	67	vs. NO
10/31/93	McGruder, Michael	31	vs. LA Rams
10/3/93	Davis, Eric	41	vs. Min.
9/6/92	Johnson, John	56	at NYG
1/12/91	Carter, Michael	61	vs. Was.*
1/6/90	Lott, Ronnie	58	vs. Min.*
1/9/88	Fuller, Jeff	48	vs. Min.*
11/9/86	Holmoe, Tom	78	vs. StL Cardinals
10/26/86	Nixon, Tory	88	at GB
10/26/86	Lott, Ronnie	55	at GB
10/5/86	McKyer, Tim	21	vs. Ind.
9/28/86	Holmoe, Tom	66	at Mia.
10/13/85	Williamson, Carlton	43	vs. Chi.
12/2/84	McLemore, Dana	54	at Atl.
11/25/84	Shell, Todd	53	at NO
12/19/83	Wright, Eric	48	vs. Dal.
10/16/83	Hicks, Dwight	62	at NO
9/18/83	Collier, Tim	32	at StL Cardinals
9/18/83	Hicks, Dwight	40	at StL Cardinals
9/8/83	Wright, Eric	60	at Min.
12/26/82	Lott, Ronnie	83	at KC
1/3/82	Lott, Ronnie	20	vs. NYC*
11/22/81	Lott, Ronnie	25	at LA Rams
10/11/81	Lott, Ronnie	41	vs. Dal.
10/4/81	Hicks, Dwight	32	at Was.
9/27/81	Lott, Ronnie	26	vs. NO
10/1/78	Leonard, Anthony	30	vs. Cin.
10/19/75	Allen, Nate	37	vs. NO
12/15/74	Wilcox, Dave	21	vs. NO
11/23/72	Vanderbundt, Skip	21	at Dal.
10/29/72	Vanderbundt, Skip	37	at Atl.
10/1/72	Simpson, Mike	32	at NO
12/20/70	Johnson, Jimmy	36	at Oak.
9/27/70	Phillips, Mel	35	vs. Cle.
10/26/69	Woitt, Johnny	57	at Bal.
11/24/68	Belk, Bill	6	at Pit.
11/24/68	Alexander, Kermit	66	at Pit.
9/15/68	Hindman, Stan	25	at Bal. Colts

* - Postseason

Date	Player	Yds	Opp.
12/11/66	Randolph, Alvin	94	vs. Chi.
11/24/66	Dowdle, Mike	27	at Det.
10/16/66	Johnson, Jimmy	35	at Atl.
11/22/59	Mertens, Jerry	30	at Bal. Colts
11/30/58	Hazeltine, Matt	13	at Bal. Colts
10/27/57	Herchman, Bill	54	vs. Chi.
12/8/56	Moegle, Dick	32	vs. GB
10/16/55	Berry, Rex	44	at Det.
10/17/54	Brown, Hardy	41	at Chi.
9/26/54	Berry, Rex	34	vs. Was.
12/6/53	Berry, Rex	29	vs. GB
10/12/52	Burke, Don	35	at Det.
10/14/51	Cason, Jim	65	at Pit.
11/5/50	Livingston, Howie	35	at LA Rams

ALL-TIME FUMBLE RETURNS FOR TDS

Date	Player	Yds	Opp.
9/7/14	Culliver, Chris	35	at Dal.
12/15/13	Hunter, Kendall	2	at TB
10/27/13	Skuta, Dan	47	at Jax.
10/20/13	Osgood, Kassim	end zone	at Ten.
12/16/12	Gore, Frank	9	at NE
9/30/12	Rogers, Carlos	51	at NYJ
10/4/09	McDonald, Ray	11	vs. StL
10/4/09	McKillop, Scott	end zone	vs. StL
12/7/08	Staley, Joe	end zone	vs. NYJ
11/25/07	Banta-Cain, Tully	end zone	at Arz.
10/8/06	Oliver, Melvin	12	vs. Oak.
10/2/05	Johnson, Derrick	78	at Arz. (Mex. City)
10/2/05	Smith, Derek	end zone	at Arz. (Mex. City)
11/28/04	Smith, Derek	46	vs. Mia.
10/31/04	Carpenter, Dwaine	80	at Chi.
10/26/03	Harris, Kwame	1	at Arz.
10/28/01	Peterson, Julian	26	at Chi.
10/24/99	Walker, Darnell	71	at Min.
10/17/99	McMillan, Mark	41	vs. Car.
10/10/99	Bryant, Junior	end zone	at StL
12/15/97	Greene, Kevin	40	vs. Den.
11/10/97	Hanks, Merton	38	at Phi.
11/17/96	Doleman, Chris	end zone	vs. Bal.
12/24/95	Rice, Jerry	end zone	at Atl.
12/3/95	Woodall, Lee	96	vs. Buffalo
11/12/95	Hanks, Merton	38	at Dal.
10/16/94	McDonald, Tim	49	at Atl.
11/14/93	Tamm, Ralph	1	at TB
10/17/93	Davis, Eric	47	at Dal.
11/1/92	Sherrard, Mike	38	at Phx. Cardinals
12/23/91	Griffin, Don	99	vs. Chi.
11/12/89	Haley, Charles	3	vs. Atl.
12/27/87	Taylor, John	26	vs. LA Rams
12/1/85	Turner, Keena	65	at Was.
10/20/85	McIntyre, Guy	end zone	at Det.
9/22/85	McColl, Milt	28	at LA Raiders
12/2/84	Johnson, Gary	33	at Atl.
10/23/83	Board, Dwaine	end zone	at LA Rams
10/4/81	Hicks, Dwight	80	at Was.
10/3/76	Elam, Cleveland	31	vs. NYJ
11/16/75	Hart, Tommy	10	vs. Chi.
10/26/75	McGill, Ralph	14	at NE
12/15/74	Belk, Bill	19	vs. NO
12/2/73	Hall, Windlan	66	vs. Phi.
11/23/72	Vanderbundt, Skip	73	at Dal.
12/26/71	Hoskins, Bob	end zone	vs. Was.*
10/31/71	Blue, Forrest	25	vs. NE
10/24/71	Hart, Tommy	63	at StL Cardinals
10/19/69	Lakes, Roland	2	vs. Atl.
10/27/68	Witcher, Dick	12	at Det.
10/15/67	Windsor, Bob	2	at Phi.
12/11/66	Alexander, Kermit	14	vs. Chi.
10/9/66	Hazeltine, Matt	22	vs. GB
11/28/65	Kopay, Dave	end zone	at Min.
11/14/65	Miller, Clark	75	at Det.
11/14/65	Wilcox, Dave	8	at Det.
10/24/65	Chapple, Jack	8	vs. Min.
9/19/65	Krueger, Charlie	6	vs. Chi.
10/14/62	Woodson, Abe	37	at Chi.
10/18/59	Hazeltine, Matt	40	at Det.

ALL-TIME BLOCKED FGs RETURNED FOR TDs

(1970–Present)

Date	Player	Yds	Opp.
9/27/09	Clements, Nate	59	at Min.
10/19/08	Clements, Nate	74	at NYG
10/12/08	Strickland, Donald	41	vs. Phi.
10/15/89	Jackson, Johnnie	62	at Dal.
9/26/71	Taylor, Bruce	58	at NO
12/13/70	Taylor, Bruce	92	at NO

ALL-TIME PUNT RETURNS FOR TDs

Date	Player	Yds	Opp.
9/11/11	Ginn Jr., Ted	55	vs. Sea.
12/26/10	Ginn Jr., Ted	78	at StL
9/11/05	Amey, Otis	75	vs. StL
10/10/04	Battle, Arnaz	71	vs. Arz.
12/1/02	Williams, Jimmy	89	vs. Sea.
12/27/98	McQuarters, R.W.	72	vs. StL
11/10/97	Levy, Chuck	73	at Phi.
12/18/95	Carter, Dexter	78	vs. Min.
10/3/93	Carter, Dexter	72	vs. Min.
11/9/92	Hanks, Merton	48	at Atl.
11/21/88	Taylor, John	95	vs. Was.
10/2/88	Taylor, John	77	vs. Det.
12/14/87	McLemore, Dana	83	vs. Chi.
11/23/86	Griffin, Don	76	vs. Atl.
10/8/84	McLemore, Dana	79	at NYG
12/19/83	McLemore, Dana	56	vs. Dal.
1/2/83	McLemore, Dana	93	vs. LA Rams
12/7/80	Solomon, Freddie	57	vs. NO
10/26/80	Solomon, Freddie	53	vs. TB
10/17/76	Leonard, Anthony	60	vs. NO
9/26/76	McGill, Ralph	50	at Sea.
11/24/74	Moore, Manfred	88	vs. Atl.
12/11/66	Alexander, Kermit	44	vs. Chi.
11/15/64	Alexander, Kermit	70	vs. GB
10/21/62	Woodson, Abe	85	at GB
11/5/61	Woodson, Abe	80	vs. Det.
12/16/56	Arenas, Joe	67	at Bal. Colts
10/19/52	McElhenny, Hugh	94	at Chi.
19.26/52	O'Donahue, Pat	23	vs. Dal.
10/28/51	Nomellini, Leo	20	vs. LA Rams

* – Postseason

ALL-TIME KICKOFF RETURNS FOR TDs

Date	Player	Yds	Opp.
9/11/11	Ginn Jr., Ted	102	vs. Sea.
11/10/08	Rossum, Allen	104	at Arz.
11/2/03	Wilson, Cedrick	95	vs. StL
1/11/98	Levy, Chuck	95	vs. GB*
11/16/97	Kirby, Terry	101	vs. Car.
11/6/94	Carter, Dexter	96	at Was.
12/1/91	Carter, Dexter	98	vs. NO
12/20/87	Cribbs, Joe	92	vs. Atl.
12/1/85	Monroe, Carl	95	at Was.
11/22/81	Lawrence, Amos	92	at LA Rams
11/2/80	Owens, James	101	at Det.
11/18/79	Owens, James	85	vs. Den.
11/19/78	Williams, Dave	89	vs. LA Rams
12/4/77	Williams, Dave	80	at Min.
12/23/72	Washington, Vic	97	vs. Dal.*
10/29/72	Washington, Vic	98	at Atl.
11/17/63	Woodson, Abe	99	at NYG
9/29/63	Woodson, Abe	95	at Min.
9/15/63	Woodson, Abe	103	vs. Min.
10/1/61	Woodson, Abe	98	at Det.
12/18/60	Lyles, Lenny	97	vs. Bal. Colts
11/22/59	Woodson, Abe	105	at LA Rams
11/4/56	Arenas, Joe	90	vs. Det.

ALL-TIME BLOCKED PUNTS RETURNED FOR TDs

(1970–Present)

Date	Player	Yds	Opp.
10/3/10	Taylor Mays	0	at Atl.
9/25/77	Mike Baldassin	0	vs. Mia.
9/21/75	Dave Washington	15	at Min.
12/15/73	Windlan Hall	0	vs. Pit.

ALL-TIME 1,000/3,000 YARD SEASONS

RUSHING			RECEIVING			PASSING		
Yds	Player	Year	Yds	Player	Year	Yds	Player	Year
1,695	Frank Gore	2006	1,848	Jerry Rice	1995	4,278	Jeff Garcia	2000
1,570	Garrison Hearst	1998	1,570	Jerry Rice	1986	4,170	Steve Young	1998
1,502	Roger Craig	1988	1,503	Jerry Rice	1993	4,023	Steve Young	1993
1,262	Wendell Tyler	1984	1,502	Jerry Rice	1990	3,969	Steve Young	1994
1,229	Charlie Garner	1999	1,499	Jerry Rice	1994	3,944	Joe Montana	1990
1,214	Frank Gore	2012	1,483	Jerry Rice	1989	3,910	Joe Montana	1983
1,211	Frank Gore	2011	1,451	Terrell Owens	2000	3,653	Joe Montana	1985
1,206	Garrison Hearst	2001	1,412	Terrell Owens	2001	3,652	Steve DeBerg	1979
1,203	Delvin Williams	1976	1,344	Dave Parks	1965	3,630	Joe Montana	1984
1,142	Charlie Garner	2000	1,306	Jerry Rice	1988	3,565	Joe Montana	1981
1,128	Frank Gore	2013	1,300	Terrell Owens	2002	3,538	Jeff Garcia	2001
1,120	Frank Gore	2009	1,254	Jerry Rice	1996	3,521	Joe Montana	1989
1,106	Frank Gore	2014	1,206	Jerry Rice	1991	3,465	Steve Young	1992
1,102	Frank Gore	2007	1,201	Jerry Rice	1992	3,369	Colin Kaepernick	2014
1,054	Roger Craig	1989	1,179	Anquan Boldin	2013	3,344	Jeff Garcia	2002
1,050	Roger Craig	1985	1,157	Jerry Rice	1998	3,200	Steve Young	1995
1,049	Joe Perry	1954	1,105	Michael Crabtree	2012	3,197	Colin Kaepernick	2013
1,036	Frank Gore	2008	1,105	Dwight Clark	1981	3,144	Alex Smith	2011
1,036	J.D. Smith	1959	1,102	Terrell Owens	2003	3,112	John Brodie	1965
1,024	Kevan Barlow	2003	1,100	Gene Washington	1970	3,054	Joe Montana	1987
1,019	Garrison Hearst	1997	1,097	Terrell Owens	1998	3,029	Steve Young	1997
1,018	Joe Perry	1953	1,078	Jerry Rice	1987	3,020	John Brodie	1968
1,013	Ricky Watters	1992	1,077	John Taylor	1989			
			1,062	Anquan Boldin	2014			
			1,032	R.C. Owens	1961			
			1,016	Roger Craig	1985			
			1,011	John Taylor	1991			

49ERS YEARLY STATISTICAL LEADERS

RUSHING (BASED ON YARDS)

Year	Player	Att	Yds	Avg	Lg	TD	Rank
1946	Standlee, Norm	134	683	5.1	—	2	—
1947	Strzykalski, John	143	906	6.3	50	5	—
1948	Strzykalski, John	141	915	6.5	—	4	—
1949	Perry, Joe	115	783	6.8	59	8	—
1950	Perry, Joe	124	647	5.2	78t	5	5
1951	Perry, Joe	136	677	5.0	58t	3	5
1952	Perry, Joe	158	725	4.6	78t	8	3
1953	Perry, Joe	192	1,018	5.3	51t	10	1
1954	Perry, Joe	173	1,049	6.1	58	8	1
1955	Perry, Joe	156	701	4.5	42	2	5
1956	McElhenny, Hugh	185	916	5.0	86t	8	3
1957	McElhenny, Hugh	102	478	4.7	61	1	15
1958	Perry, Joe	125	758	6.1	73t	4	3
1959	Smith, J.D.	207	1,036	5.0	73t	10	2
1960	Smith, J.D.	174	780	4.5	41	5	5
1961	Smith, J.D.	167	823	4.9	33	8	5
1962	Smith, J.D.	258	907	3.5	28	6	6
1963	Smith, J.D.	162	560	3.5	52t	5	13
1964	Kopay, Dave	75	271	3.6	18	0	32
1965	Willard, Ken	189	778	4.1	32	5	4
1966	Willard, Ken	191	763	4.0	49	5	5
1967	Willard, Ken	169	510	3.0	20	5	17
1968	Willard, Ken	227	967	4.3	69t	7	2
1969	Willard, Ken	171	557	3.3	18	7	13
1970	Willard, Ken	236	789	3.3	20	7	9/6
1971	Willard, Ken	216	855	4.0	49	4	15/9
1972	Washington, Vic	141	468	3.3	33	3	42/20
1973	Washington, Vic	151	534	3.5	25	8	32/15
1974	Jackson, Wilbur	174	705	4.1	64	0	17/8
1975	Williams, Delvin	117	631	5.4	52	3	21/13
1976	Williams, Delvin	248	1,203	4.9	80t	7	3/2
1977	Williams, Delvin	268	931	3.5	40	7	10/5
1978	Simpson, O.J.	161	593	3.7	34	1	39/19
1979	Hofer, Paul	123	615	5.0	47	7	33/17
1980	Cooper, Earl	171	720	4.2	47	5	23/12
1981	Patton, Ricky	152	543	3.6	28	4	35/16
1982	Moore, Jeff	85	281	3.3	19	4	37/16
1983	Tyler, Wendell	176	856	4.9	39	4	19/10
1984	Tyler, Wendell	246	1,262	5.1	40	7	5/5
1985	Craig, Roger	214	1,050	4.9	62t	9	13/8
1986	Craig, Roger	204	830	4.1	25	7	13/8
1987	Craig, Roger	215	815	3.8	25	3	8/5
1988	Craig, Roger	310	1,502	4.8	46t	9	3/2
1989	Craig, Roger	271	1,054	3.9	27	6	10/5
1990	Carter, Dexter	114	460	4.0	74t	1	39/19
1991	Henderson, Keith	137	561	4.1	25	2	30/11
1992	Watters, Ricky	206	1,013	4.9	43	9	13/8
1993	Watters, Ricky	208	950	4.6	39	10	12/8
1994	Watters, Ricky	239	877	3.7	23	6	15/8
1995	Loville, Derek	218	723	3.3	27	10	24/13
1996	Kirby, Terry	134	559	4.2	31	3	33/15
1997	Hearst, Garrison	234	1,019	4.4	51	4	15/7
1998	Hearst, Garrison	310	1,570	5.1	96t	7	3/2
1999	Garner, Charlie	241	1,229	5.1	53	4	8/5
2000	Garner, Charlie	258	1,142	4.4	42	7	16/7
2001	Hearst, Garrison	252	1,206	4.8	43t	4	10/5

PASSING (BASED ON YARDS)

Year	Player	Att	Cmp	Pct	Yds	TD	INT	Rtg	Rank
1946	Albert, Frank	197	104	52.9	1,404	14	14	—	—
1947	Albert, Frank	242	128	52.9	1,692	18	15	—	—
1948	Albert, Frank	264	154	58.3	1,990	29	10	—	—
1949	Albert, Frank	260	129	49.6	1,862	27	16	—	—
1950	Albert, Frank	306	155	50.7	1,767	14	23	52.6	8
1951	Albert, Frank	166	90	50.7	1,116	5	10	60.2	8
1952	Tittle, Y.A.	208	106	51.0	1,407	11	12	66.4	5
1953	Tittle, Y.A.	259	149	57.5	2,121	20	16	84.0	3
1954	Tittle, Y.A.	295	170	57.6	2,205	9	9	78.7	7
1955	Tittle, Y.A.	287	147	51.2	2,185	17	28	56.6	4
1956	Tittle, Y.A.	218	124	56.9	1,641	7	12	68.6	7
1957	Tittle, Y.A.	279	176	63.1	2,157	13	15	80.6	6
1958	Tittle, Y.A.	208	120	57.7	1,467	9	15	63.9	3
1959	Tittle, Y.A.	199	102	51.3	1,331	10	15	58.0	4
1960	Brodie, John	207	103	49.8	1,111	6	9	57.5	5
1961	Brodie, John	283	155	54.8	2,588	14	12	84.7	4
1962	Brodie, John	304	175	57.6	2,272	18	16	79.0	6
1963	McHan, Lamar	195	83	42.3	1,243	8	11	54.3	15
1964	Brodie, John	392	193	49.2	2,498	14	16	64.6	12
1965	Brodie, John	391	242	61.9	3,112	30	16	95.3	3
1966	Brodie, John	427	232	54.3	2,810	16	22	65.8	8
1967	Brodie, John	349	168	48.1	2,013	11	16	57.6	11
1968	Brodie, John	404	234	57.9	3,020	22	21	78.0	3
1969	Brodie, John	347	194	55.9	2,405	16	15	74.9	7
1970	Brodie, John	378	223	59.0	2,941	24	10	93.8	1/1
1971	Brodie, John	387	208	53.7	2,642	18	24	65.0	12/6
1972	Spurrier, Steve	269	147	54.6	1,983	18	16	75.9	8/5
1973	Brodie, John	194	98	50.5	1,126	3	12	43.0	N/A
1974	Owen, Tom	184	88	47.8	1,327	10	15	56.1	25/11
1975	Snead, Norm	189	108	57.1	1,337	9	10	73.0	11/5
1976	Plunkett, Jim	243	126	51.9	1,592	13	16	63.0	17/8
1977	Plunkett, Jim	248	128	51.6	1,693	9	14	62.1	17/8
1978	DeBerg, Steve	302	137	45.4	1,570	8	22	40.0	28/17
1979	DeBerg, Steve	578	347	60.0	3,652	17	21	73.1	13/5
1980	DeBerg, Steve	321	186	57.9	1,998	12	17	66.7	25/13
1981	Montana, Joe	488	311	63.7	3,565	19	12	88.4	4/1
1982	Montana, Joe	346	213	61.6	2,613	17	11	88.0	5/3
1983	Montana, Joe	515	332	64.5	3,910	26	12	94.6	5/3
1984	Montana, Joe	432	279	64.6	3,630	28	10	102.9	2/1
1985	Montana, Joe	494	303	61.3	3,653	27	13	91.3	3/1
1986	Montana, Joe	307	191	62.2	2,236	8	9	80.7	9/2
1987	Montana, Joe	398	266	66.8	3,054	31	13	102.1	1/1
1988	Montana, Joe	397	238	59.9	2,981	18	10	87.9	6/3
1989	Montana, Joe	386	271	70.2	3,521	26	8	112.4	1/1
1990	Montana, Joe	520	321	61.7	3,944	26	16	89.0	7/3
1991	Young, Steve	279	180	64.5	2,517	17	8	101.8	1/1
1992	Young, Steve	402	268	66.7	3,465	25	7	107.0	1/1
1993	Young, Steve	462	314	68.0	4,023	29	16	101.5	1/1
1994	Young, Steve	461	324	70.3	3,969	35	10	112.8	1/1
1995	Young, Steve	447	299	66.9	3,200	20	11	92.3	5/4
1996	Young, Steve	316	214	67.7	2,410	14	6	97.2	1/1
1997	Young, Steve	356	241	67.7	3,029	19	6	104.7	1/1
1998	Young, Steve	517	322	62.3	4,170	36	12	101.1	3/2
1999	Garcia, Jeff	375	225	60.0	2,544	11	11	77.9	17/10
2000	Garcia, Jeff	561	355	63.3	4,287	31	10	97.6	5/4
2001	Garcia, Jeff	504	316	62.7	3,538	32	12	94.8	3/2

49ERS YEARLY STATISTICAL LEADERS (CONT.)

RUSHING (BASED ON YARDS)

Year	Player	Att	Yds	Avg	Lg	TD	Rank
2002	Hearst, Garrison	215	972	4.5	40	8	21/9
2003	Barlow, Kevan	201	1,024	5.1	78t	6	17t/6t
2004	Barlow, Kevan	244	822	3.4	60	7	26/12
2005	Gore, Frank	127	608	4.8	72t	3	32/14
2006	Gore, Frank	312	1,695	5.4	72	8	3/1
2007	Gore, Frank	260	1,102	4.2	43t	5	13/5
2008	Gore, Frank	240	1,036	4.3	41t	6	13t/9
2009	Gore, Frank	229	1,120	4.9	80t	10	11t/5
2010	Gore, Frank	203	853	4.2	64	3	21/8
2011	Gore, Frank	282	1,211	4.3	55	8	6/3
2012	Gore, Frank	258	1,214	4.7	37	8	10/5
2013	Gore, Frank	276	1,128	4.1	51	9	9/7
2014	Gore, Frank	255	1,106	4.3	52t	4	9/5
2015	Hyde, Carlos	115	470	4.1	22	3	47/24
2016	Hyde, Carlos	109	429	3.9	34	6	--

PASSING (BASED ON YARDS)

Year	Player	Att	Cmp	Pct	Yds	TD	INT	Rtg	Rank
2002	Garcia, Jeff	528	328	62.1	3,344	21	10	85.6	11t/4
2003	Garcia, Jeff	392	225	57.4	2,704	18	13	80.1	15/8
2004	Rattay, Tim	325	198	60.9	2,169	10	10	78.1	20/10
2005	Smith, Alex	165	84	50.9	875	1	11	40.8	DNQ
2006	Smith, Alex	442	257	58.1	2,890	16	16	74.8	22/11
2007	Dilfer, Trent	219	113	51.6	1,166	7	12	55.1	N/A
2008	Hill, Shaun	288	181	62.8	2,046	13	8	87.5	12/7
2009	Smith, Alex	372	225	60.5	2,350	18	12	81.5	19/9
2010	Smith, Alex	342	204	59.6	2,370	14	10	82.1	21/9
2011	Smith, Alex	445	273	61.3	3,144	17	5	90.7	9/7
2012	Kaepernick, C.	218	136	62.4	1,814	10	3	98.3	DNQ
2013	Kaepernick, C.	416	243	58.4	3,197	21	8	91.6	20/10
2014	Kaepernick, C.	452	274	60.6	3,165	17	10	85.1	17/9
2015	Gabbert, Blaine	282	178	63.1	2,031	10	7	86.2	30/15
2016	Gabbert, Blaine	150	87	58.0	890	5	6	69.6	--

49ERS YEARLY STATISTICAL LEADERS

RECEIVING (BASED ON CATCHES)

Year	Player	No	Yds	Avg	Lg	TD	Rank
1946	Beals, Alyn	40	586	14.7	—	10	—
1947	Beals, Alyn	47	655	13.9	54	10	—
1948	Beals, Alyn	46	591	12.8	—	14	—
1949	Beals, Alyn	44	678	15.4	—	12	—
1950	Loyd, Alex	32	402	12.6	38	0	18
1951	Soltau, Gordy	59	826	14.0	48t	7	2
1952	Soltau, Gordy	55	774	14.1	49t	7	4
1953	Wilson, Billy	51	840	16.5	61t	10	6
1954	Wilson, Billy	60	830	13.8	43	5	1
1955	Wilson, Billy	53	831	15.7	72t	7	2
1956	Wilson, Billy	60	889	14.8	77t	5	1
1957	Wilson, Billy	52	757	14.6	40	6	1
1958	Conner, Clyde	49	512	10.4	26	5	5
1959	Wilson, Billy	44	540	12.3	57t	4	6
1960	Conner, Clyde	38	531	14.0	65t	2	1
1961	Owens, R.C.	55	1,032	18.8	54	5	7
1962	Casey, Bernie	53	819	15.5	48t	6	11
1963	Casey, Bernie	47	762	16.2	68t	7	14
1964	Casey, Bernie	58	808	13.9	63t	4	6
1965	Parks, Dave	80	1,344	16.8	53t	12	1
1966	Parks, Dave	66	974	14.8	65t	5	3
1967	Witcher, Dick	46	705	15.3	63t	3	17
1968	McNeil, Clifton	71	994	14.0	65t	7	1
1969	Washington, Gene	51	711	13.9	52	3	10
	Cunningham, Doug, RB	51	484	9.5	58	0	11
1970	Washington, Gene	53	1,100	20.8	79t	12	4/3
1971	Kwalick, Ted	52	664	12.8	42t	5	4/2
1972	Washington, Gene	46	918	20.0	62t	12	13/7
1973	Kwalick, Ted	47	729	15.5	48	5	10/6
1974	Schreiber, Larry, RB	30	217	7.2	16	1	60/36
1975	Washington, Gene	44	735	16.7	68t	9	31/10
1976	Washington, Gene	33	457	13.8	55t	6	52/25
	Jackson, Wilbur, RB	33	324	9.8	32	1	53/27
1977	Washington, Gene	32	638	19.9	47t	5	52/22
1978	Solomon, Freddie	31	458	14.8	58t	2	83/42
1979	Hofer, Paul, RB	58	662	11.4	44	2	17/7
1980	Cooper, Earl, RB	83	567	6.8	66t	4	2/1
1981	Clark, Dwight	85	1,105	13.0	78t	4	2/1
1982	Clark, Dwight	60	913	15.2	51	5	1/1
1983	Clark, Dwight	70	840	12.0	46t	8	11/5
1984	Craig, Roger, RB	71	675	9.5	64t	3	11/6
1985	Craig, Roger, RB	92	1,016	11.0	73	6	1/1
1986	Rice, Jerry	86	1,570	18.3	66t	15	2/1
1987	Craig, Roger, RB	66	492	7.5	35t	1	3/2
1988	Craig, Roger, RB	76	534	7.0	22	1	7/5
1989	Rice, Jerry	82	1,483	18.1	68t	17	5/4
1990	Rice, Jerry	100	1,502	15.0	64t	13	1/1
1991	Rice, Jerry	80	1,206	15.1	73t	14	5/3
1992	Rice, Jerry	84	1,201	14.3	80t	10	5/3
1993	Rice, Jerry	98	1,503	15.3	80t	15	2/2
1994	Rice, Jerry	112	1,499	13.4	69t	13	2/1
1995	Rice, Jerry	+122	*1,848	15.1	81t	15	2/2
1996	Rice, Jerry	108	1,254	11.6	39	8	1/1
1997	Owens, Terrell	60	936	15.6	56t	8	32t/13t
1998	Rice, Jerry	82	1,157	14.1	75t	9	7t/3t
1999	Rice, Jerry	67	830	12.4	62	5	31t/19
2000	Owens, Terrell	97	1,451	15.0	69t	13	5/2
2001	Owens, Terrell	93	1,412	15.2	60t	16	9/4
2002	Owens, Terrell	100	1,300	13.0	76t	13	4t/2
2003	Owens, Terrell	80	1,102	13.8	75t	9	12/7

PUNTING (BASED ON GROSS AVG.) (MIN. 25 PUNTS)

Year	Player	No	Avg	Lg	Bkck	Rank
1946	Albert, Frank	54	41.0	73	0	—
1947	Albert, Frank	40	44.0	69	1	—
1948	Albert, Frank	35	44.8	82	0	—
1949	Albert, Frank	31	48.2	72	0	—
1950	Lillywhite, Verl	26	39.1	57	0	11
1951	Albert, Frank	34	44.3	66	0	2
1952	Albert, Frank	68	42.6	70	0	5
1953	Powers, Jim	42	40.6	55	1	8
1954	Brown, Pete	49	37.5	51	0	11
1955	Luna, Bob	63	40.6	63	3	8
1956	Morrall, Earl	45	37.9	57	0	16
1957	Jessup, Bill	38	43.6	62	0	13
1958	Atkins, Bill	25	39.3	51	0	11
1959	Davis, Tommy	59	45.7	71	0	3
1960	Davis, Tommy	62	44.1	74	0	3
1961	Davis, Tommy	50	45.4	67	0	3
1962	Davis, Tommy	48	45.6	82	0	1
1963	Davis, Tommy	73	45.4	64	2	4
1964	Davis, Tommy	79	45.6	68	0	4
1965	Davis, Tommy	54	45.8	65	0	2
1966	Davis, Tommy	63	41.4	60	0	6
1967	Spurrier, Steve	73	37.6	61	1	12
1968	Spurrier, Steve	68	39.0	54	0	12
1969	Kilgore, Jon	36	40.3	72	0	9
1970	Spurrier, Steve	75	38.4	58	0	14/11
1971	McCann, Jim	49	38.7	54	1	25/12
1972	McCann, Jim	64	39.7	63	1	21/10
1973	Wittum, Tom	79	43.7	62	0	4/1
1974	Wittum, Tom	68	41.2	67	1	4/2
1975	Wittum, Tom	67	41.9	64	3	3/2
1976	Wittum, Tom	89	40.8	68	2	3/2
1977	Wittum, Tom	77	36.4	54	3	26/13
1978	Connell, Mike	96	37.3	59	1	21/10
1979	Melville, Dan	71	37.0	53	1	25/14
1980	Miller, Jim	77	40.9	65	0	10/5
1981	Miller, Jim	93	41.5	65	0	15/6
1982	Miller, Jim	44	38.1	80	1	25/13
1983	Orosz, Tom	65	39.3	61	1	25/11
1984	Runager, Max	56	41.8	59	1	17/17
1985	Runager, Max	86	39.8	57	1	26/13
1986	Runager, Max	83	41.6	62	2	10/6
1987	Runager, Max	55	39.2	56	1	22/11
1988	Helton, Barry	78	39.3	53	1	21/11
1989	Helton, Barry	55	40.5	56	1	12/8
1990	Helton, Barry	69	36.8	56	1	28/1
1991	Prokop, Joe	40	38.5	58	0	27/13
1992	Wilmsmeyer, Klaus	49	39.1	58	0	26/14
1993	Wilmsmeyer, Klaus	42	40.9	61	0	23/11
1994	Wilmsmeyer, Klaus	54	41.4	60	0	14t/7t
1995	Thompson, Tommy	57	40.6	65	0	25/13t
1996	Thompson, Tommy	73	44.1	65	2	10/4
1997	Thompson, Tommy	78	40.8	55	1	30/15
1998	Roby, Reggie	60	41.9	66	0	22/9
1999	Stanley, Chad	69	39.7	70	2	26/11
2000	Stanley, Chad	69	39.5	56	1	27/12
2001	Baker, Jason	69	40.8	64	0	23/13
2002	Baker, Jason	42	40.2	51	0	25t/13
2003	LaFleur, Bill	68	38.7	56	1	29t/16
2004	Lee, Andy	96	41.6	81	0	20/10
2005	Lee, Andy	107	41.6	58	1	25/12

49ERS YEARLY STATISTICAL LEADERS

RECEIVING (BASED ON CATCHES)

Year	Player	No	Yds	Avg	Lg	TD	Rank
2004	Johnson, Eric, TE	82	825	10.1	25	2	35/14
2005	Lloyd, Brandon	48	733	15.3	89t	5	44/20
2006	Gore, Frank, RB	61	485	8.0	39	1	40t/21t
2007	Gore, Frank, RB	53	436	8.2	23t	1	54t/27t
2008	Bruce, Isaac	61	835	13.7	63	7	37/19
2009	Davis, Vernon, TE	78	965	12.4	73t	13	19t/10
2010	Davis, Vernon, TE	56	914	16.3	66t	7	51/23
2011	Crabtree, Michael	72	874	12.1	52t	4	24t/15t
2012	Crabtree, Michael	85	1,105	13.0	49t	9	14/9
2013	Boldin, Anquan	85	1,179	13.9	63	7	16/10
2014	Boldin, Anquan	83	1,062	12.8	76t	5	18/11
2015	Boldin, Anquan	69	789	11.4	51	4	37t/19t
2016	Kerley, Jeremy	28	316	11.3	33t	2	--

PUNTING (BASED ON GROSS AVG.) (MIN. 25 PUNTS)

Year	Player	No	Avg	Lg	Blck	Rank
2006	Lee, Andy	81	44.8	66	0	7/6
2007	Lee, Andy	105	47.3	74	0	2/1
2008	Lee, Andy	66	47.8	82	1	4/3
2009	Lee, Andy	99	47.6	64	0	2/2
2010	Lee, Andy	91	46.2	64	0	4/2
2011	Lee, Andy	78	50.9	68	1	1/1
2012	Lee, Andy	67	48.1	66	0	4/2
2013	Lee, Andy	79	48.2	62	0	3/1
2014	Lee, Andy	72	46.8	71	1	6/2
2015	Pinion, Bradley	86	43.9	62	0	27/13
2016	Pinion, Bradley	37	46.2	65	0	--

+ Team Record * NFL Record

49ERS YEARLY STATISTICAL LEADERS

SCORING (BASED ON POINTS)						
Year	Player	TD	PAT	FG	Pts	Rank
1946	Beals, Alyn	10	1	0	61	—
1947	Beals, Alyn	10	0	0	60	—
1948	Beals, Alyn	14	0	0	84	—
1949	Beals, Alyn	12	1	0	73	—
1950	Soltau, Gordie	1	26	4	44	22
1951	Soltau, Gordie	7	30	6	90	5
1952	Soltau, Gordie	7	34	6	94	—
1953	Soltau, Gordie	6	48	10	114	1
1954	Soltau, Gordie	2	31	11	76	4
1955	Soltau, Gordie	1	27	3	42	24
	Wilson, Billy	7	0	0	42	24
1956	Soltau, Gordie	1	26	13	71	6
1957	Soltau, Gordie	0	33	9	60	9
1958	Soltau, Gordie	0	29	8	53	20
1959	Davis, Tommy	0	31	12	67	9
1960	Davis, Tommy	0	21	19	78	9
1961	Davis, Tommy	0	44	12	80	8
1962	Davis, Tommy	0	36	10	66	16
1963	Davis, Tommy	0	24	10	54	21
1964	Davis, Tommy	0	30	8	54	24
1965	Davis, Tommy	0	52	17	103	4
1966	Davis, Tommy	0	38	16	86	12
1967	Davis, Tommy	0	33	14	75	10
1968	Davis, Tommy	0	26	9	53	19
1969	Willard, Ken	10	0	0	60	21
1970	Gossett, Bruce	0	39	21	102	6/4
1971	Gossett, Bruce	0	32	23	101	5/3
1972	Gossett, Bruce	0	41	18	95	13/7
1973	Gossett, Bruce	0	26	26	104	7/4
1974	Gossett, Bruce	0	25	11	58	25/8
1975	Mike-Mayer, Steve	0	27	14	69	22/9
1976	Mike-Mayer, Steve	0	26	16	74	25/9
1977	Williams, Delvin	9	0	0	54	14/10
1978	Wersching, Ray	0	24	15	69	22/9
1979	Wersching, Ray	0	32	20	92	12/5
1980	Wersching, Ray	0	33	15	78	18/10
1981	Wersching, Ray	0	30	17	81	22/13
1982	Wersching, Ray	0	23	12	59	9/4
1983	Wersching, Ray	0	51	25	126	3/3
1984	Wersching, Ray	0	56	25	131	1/1
1985	Wersching, Ray	0	52	13	91	21/11
1986	Wersching, Ray	0	41	25	116	3/3
1987	Rice, Jerry	23	0	0	138	1/1
1988	Cofer, Mike	0	40	27	121	2/1
1989	Cofer, Mike	0	49	29	136	1/1
1990	Cofer, Mike	0	39	24	111	4/3
1991	Cofer, Mike	0	49	14	91	17/8
1992	Cofer, Mike	0	53	18	107	8/4
1993	Cofer, Mike	0	59	16	107	11/6
1994	Brien, Doug	0	60	15	105	11/4
1995	Rice, Jerry	17	1(2PT)	0	104	19/10
1996	Wilkins, Jeff	0	40	30	130	4/2
1997	Anderson, Gary	0	38	29	125	3/2
1998	Richey, Wade	0	49	18	103	14/6
1999	Richey, Wade	0	30	21	93	21/8
2000	Richey, Wade	0	43	15	88	28/13
2001	Cortez, Jose	0	47	18	101	16/8
2002	Owens, Terrell	14	0	0	84	8/3*
2003	Peterson, Todd	0	22	12	58	30/14
2004	Peterson, Todd	0	23	18	77	42/18

FIELD GOAL PERCENTAGE						
Year	Player	Att	Made	Pct	Lg	Rank
1946	Vetrano, Joe	7	4	.571	26	—
1947	Vetrano, Joe	8	4	.500	30	—
1948	Vetrano, Joe	8	5	.625	47	—
1949	Vetrano, Joe	4	3	.750	28	—
1950	Soltau, Gordie	8	4	.500	26	DNQ
1951	Soltau, Gordie	18	6	.333	42	9
1952	Soltau, Gordie	12	6	.500	31	5
1953	Soltau, Gordie	15	10	.667	39	2
1954	Soltau, Gordie	18	11	.611	37	3
1955	Soltau, Gordie	12	3	.250	28	11
1956	Soltau, Gordie	20	13	.650	40	3
1957	Soltau, Gordie	15	9	.600	37	5
1958	Soltau, Gordie	21	8	.381	39	9
1959	Davis, Tommy	26	12	.462	43	5
1960	Davis, Tommy	32	19	.594	40	7
1961	Davis, Tommy	22	12	.545	46	6
1962	Davis, Tommy	23	10	.435	42	15
1963	Davis, Tommy	31	10	.323	46	22
1964	Davis, Tommy	25	8	.320	*53	19
1965	Davis, Tommy	27	17	.630	*53	5t
1966	Davis, Tommy	31	16	.516	46	15t
1967	Davis, Tommy	33	14	.424	50	23
1968	Davis, Tommy	16	9	.563	38	14
1969	Davis, Tommy	10	3	.300	48	DNQ
1970	Gossett, Bruce	31	21	.677	48	5/3
1971	Gossett, Bruce	36	23	.639	48	9/5
1972	Gossett, Bruce	29	18	.621	50	15/6
1973	Gossett, Bruce	33	26	.788	54	1**/1
1974	Gossett, Bruce	24	11	.458	46	22/11
1975	Mike-Mayer, Steve	28	14	.500	54	22t/11
1976	Mike-Mayer, Steve	28	16	.571	45	16t/9
1977	Wersching, Ray	17	10	.588	50	15/5
1978	Wersching, Ray	23	15	.652	45	12/6
1979	Wersching, Ray	24	20	.833	47	2/1
1980	Wersching, Ray	19	15	.789	47	2/1
1981	Wersching, Ray	23	17	.739	48	5/4
1982	Wersching, Ray	17	12	.706	45	15/8
1983	Wersching, Ray	30	25	.833	52	5t/1t
1984	Wersching, Ray	35	25	.714	53	17/11
1985	Wersching, Ray	21	13	.619	45	22/11
1986	Wersching, Ray	35	25	.714	50	11t/5t
1987	Wersching, Ray	17	13	.765	45	12/6
1988	Cofer, Mike	38	27	.711	52	17/10
1989	Cofer, Mike	36	29	.806	47	4/2
1990	Cofer, Mike	36	24	.667	*56	26t/11t
1991	Cofer, Mike	28	14	.500	50	28/14
1992	Cofer, Mike	27	18	.667	46	21/11
1993	Cofer, Mike	26	16	.615	46	26/12
1994	Brien, Doug	20	15	.750	48	20/7
1995	Wilkins, Jeff	13	12	.923	40	DNQ
1996	Wilkins, Jeff	34	30	.882	49	4/3
1997	Anderson, Gary	36	29	.806	51	11/7
1998	Richey, Wade	27	18	.667	46	27t/13t
1999	Richey, Wade	23	21	.913	52	1**/1
2000	Richey, Wade	22	15	.682	47	28/14
2001	Cortez, Jose	25	18	.720	52	21/12
2002	Cortez, Jose	24	18	.750	45	26/13t
2003	Peterson, Todd	15	12	.800	48	DNQ
2004	Peterson, Todd	22	18	.818	51	15t/6t
2005	Nedney, Joe	28	26	.929	56	3/2

49ERS YEARLY STATISTICAL LEADERS

SCORING (BASED ON POINTS)

Year	Player	TD	PAT	FG	Pts	Rank
2005	Nedney, Joe	0	19	26	97	22t/8t
2006	Nedney, Joe	0	29	29	116	7t/4t
2007	Nedney, Joe	0	22	17	73	35/17
2008	Nedney, Joe	0	34	29	121	15/9
2009	Nedney, Joe	0	33	17	84	28t/14
2010	Nedney, Joe	0	17	11	50	65t/31t
2011	Akers, David	0	34	44	166	1/1
2012	Akers, David	0	44	29	131	9/5
2013	Dawson, Phil	0	44	32	140	6t/3
2014	Dawson, Phil	0	33	25	108	19/9
2015	Dawson, Phil	0	20	24	92	24/12
2016	Hyde, Carlos	6	0	0	38	--

FIELD GOAL PERCENTAGE

Year	Player	Att	Made	Pct	Lg	Rank
2006	Nedney, Joe	35	29	.829	51	16/9
2007	Nedney, Joe	19	17	.895	50	5/1
2008	Nedney, Joe	33	29	.878	53	12/7
2009	Nedney, Joe	21	17	.810	51	21/9
2010	Reed, Jeff	10	9	.900	47	NA
2011	Akers, David	52	44	.846	55	14/7
2012	Akers, David	42	29	.690	63*	30/14
2013	Dawson, Phil	36	32	.889	56	14t/6t
2014	Dawson, Phil	31	25	.806	55	25/13
2015	Dawson, Phil	27	24	.889	54	10/7
2016	Dawson, Phil	8	7	.875	48	--

* LONGEST FIELD GOAL IN NFL THAT YEAR; ** LEADER BASED ON FIELD GOAL PCT OF KICKERS WITH 15--OR--MORE MADE; DNQ -- DID NOT QUALIFY FOR THE LEAGUE MINIMUM

49ERS YEARLY STATISTICAL LEADERS

KICKOFF RETURNS (BASED ON AVG.) (MIN. 20 RETURNS)

YEAR	Player	No	Yds	Avg	Lg	TD	Rank
1946	Eshmont, Len	10	264	26.4	—	0	DNQ
1947	Eshmont, Len	9	177	19.7	—	0	DNQ
1948	Hall, Forrest	13	369	28.4	—	0	3
1949	Perry, Joe	14	337	24.1	—	0	5
1950	Cathcart, Sam	14	329	23.9	62	0	20
1951	Arenas, Joe	21	542	25.8	49	0	8
1952	McElhenny, Hugh	18	396	22.0	40	0	16
1953	Arenas, Joe	16	551	34.4	82	0	1
1954	Arenas, Joe	16	362	22.6	41	0	11
1955	Arenas, Joe	24	594	24.8	42	0	7
1956	Arenas, Joe	27	801	29.7	96t	1	2
1957	Arenas, Joe	24	657	27.4	64	0	2
1958	Smith, J.D.	15	356	23.7	39	0	8
1959	Lyles, Lenny	25	565	22.6	46	0	10
1960	Lyles, Lenny	17	526	30.9	97t	1	2
1961	Woodson, Abe	27	782	29.0	98t	1	3
1962	Woodson, Abe	37	1,157	31.3	79	0	1
1963	Woodson, Abe	29	935	32.2	103t	3	1
1964	Woodson, Abe	32	880	27.5	70	0	4
1965	Alexander, Kermit	32	741	23.2	46	0	20
1966	Alexander, Kermit	37	984	26.6	56	0	7
1967	Cunningham, Doug	31	826	26.6	94	0	5
1968	Alexander, Kermit	20	360	18.0	35	0	24
1969	Smith, Noland	14	310	22.1	60	0	DNQ
1970	Tucker, Bill	25	577	23.1	43	0	16/9
1971	Washington, Vic	33	858	26.0	74	0	12/8
1972	Washington, Vic	27	771	28.6	98t	1	4/3
1973	Washington, Vic	24	549	22.9	38	0	26/10
1974	Holmes, Mike	25	612	24.5	57	0	15/6
1975	Moore, Manfred	26	650	25.0	52	0	10/5
1976	Leonard, Anthony	26	553	21.3	39	0	29/13
1977	Hofer, Paul	36	871	24.2	48	0	12/7
1978	Williams, Dave	34	745	21.9	89t	1	23/8
1979	Owens, James	41	1,002	24.4	85t	1	5/3
1980	Owens, James	31	726	23.4	101t	1	4/3
1981	Lawrence, Amos	17	437	25.7	92t	1	3/2
1982	McLemore, Dana	16	353	22.1	45	0	18/9
1983	McLemore, Dana	30	576	19.2	39	0	30/14
1984	Monroe, Carl	27	561	20.8	44	0	19/9
1985	Monroe, Carl	28	717	25.6	95t	1	4/3
1986	Crawford, Derrick	15	280	18.7	34	0	DNQ
1987	Rodgers, Del	17	358	21.1	50	0	DNQ
1988	DuBose, Doug	32	608	19.0	44	0	27/11
1989	Flagler, Terrence	32	643	20.1	41	0	18/11
1990	Carter, Dexter	41	783	19.1	35	0	21/11
1991	Carter, Dexter	37	839	22.7	98t	1	5/3
1992	Logan, Marc	22	478	21.7	82	0	9/6
1993	Carter, Dexter	25	494	19.8	60	0	18/11
1994	Carter, Dexter	48	1,105	23.0	96t	1	15/11
1995	Carter, Dexter	23	522	22.7	46	0	DNQ
1996	Carter, Dexter	41	909	22.2	71	0	21/10
1997	Levy, Chuck	36	793	22.0	59	0	22/12
1998	Levy, Chuck	22	383	17.4	30	0	DNQ
1999	McQuarters, R.W.	26	568	21.8	37	0	DNQ
2000	Williams, Kevin	30	536	17.9	33	0	DNQ
2001	Sutherland, Vinny	50	1,140	22.8	65	0	19/11
2002	Williams, Jimmy	35	765	21.9	50	0	29/18
2003	Wilson, Cedrick	37	836	22.6	95t	1	16/10
2004	Robertson, Jamal	25	560	22.4	37	0	11/5
2005	Hicks, Maurice	34	689	20.3	40	0	36/18

PUNT RETURNS (BASED ON AVERAGE) (MIN. 10 RETURNS)

Year	Player	No	Yds	Avg	Lg	TD	Rank
1946	Casanega, Ken	18	248	13.8	—	0	DNQ
1947	Vetrano, Joe	12	137	11.4	—	0	DNQ
1948	Cason, Jim	22	309	14.0	—	0	DNQ
1949	Cason, Jim	21	351	16.7	—	0	DNQ
1950	Cathcart, Sam	16	185	11.6	29	0	10
1951	Arenas, Joe	21	272	13.0	51	0	6
1952	McElhenny, Hugh	20	284	14.2	94t	1	5
1953	McElhenny, Hugh	15	104	6.9	25	0	7
1954	Arenas, Joe	23	117	5.1	23	0	6
1955	Arenas, Joe	21	55	2.6	7	0	17
1956	Arenas, Joe	19	117	6.2	67t	1	8
1957	Arenas, Joe	25	80	3.2	26	0	13
1958	McElhenny, Hugh	24	93	3.9	18	0	16
1959	Woodson, Abe	15	143	9.5	65	0	6
1960	Woodson, Abe	13	174	13.4	48	0	1
1961	Woodson, Abe	16	172	10.8	80t	1	4
1962	Woodson, Abe	19	179	9.4	85t	1	4
1963	Woodson, Abe	13	95	7.3	13	0	13
1964	Alexander, Kermit	21	189	9.0	70t	1	8
1965	Alexander, Kermit	35	262	7.5	40	0	7
1966	Alexander, Kermit	30	198	6.6	44t	4	6
1967	Cunningham, Doug	27	249	9.2	57	0	3
1968	Alexander, Kermit	24	87	3.6	26	0	16
1969	Smith, Noland	10	46	4.6	18	0	19
1970	Taylor, Bruce	43	516	12.0	76	0	2/1
1971	Taylor, Bruce	34	235	6.9	38	0	15/6
1972	McGill, Ralph	22	219	10.0	33	0	4/3
1973	Taylor, Bruce	15	207	13.8	61	0	1/1
1974	McGill, Ralph	20	161	8.3	47	0	20/13
1975	McGill, Ralph	31	290	9.4	34	0	18/9
1976	Leonard, Anthony	35	293	8.4	60t	1	20/9
1977	Leonard, Anthony	22	154	7.0	19	0	30/13
1978	Steptoe, Jack	11	129	11.7	28	0	DNQ
1979	Solomon, Freddie	23	142	6.2	14	0	23/9
1980	Solomon, Freddie	27	298	11.0	57t	2	3/2
1981	Hicks, Dwight	19	171	9.0	39	0	DNQ
1982	McLemore, Dana	7	156	22.3	93t	1	DNQ
1983	McLemore, Dana	31	331	10.7	56t	1	6/2
1984	McLemore, Dana	45	521	11.6	79t	1	4/2
1985	McLemore, Dana	38	258	6.8	22	0	21/9
1986	Griffin, Don	38	377	9.9	76t	1	5/2
1987	McLemore, Dana	21	265	12.6	83t	1	2/2
1988	Taylor, John	44	556	12.6	95t	2	1/1
1989	Taylor, John	36	417	11.6	37	0	5/4
1990	Taylor, John	26	212	8.2	30	0	13/8
1991	Taylor, John	31	267	8.6	24	0	9/5
1992	Grant, Alan	29	249	8.6	46	0	12/6
1993	Carter, Dexter	34	411	12.1	72t	1	5/2
1994	Carter, Dexter	38	321	8.4	26	0	14/11
1995	Taylor, John	11	56	5.1	11	0	DNQ
1996	Carter, Dexter	36	317	8.8	52	0	18/9
1997	Uwaezuoke, Iheanyi	34	373	11.0	36	0	11/6
1998	McQuarters, R.W.	47	406	8.6	72t	1	19/10
1999	McQuarters, R.W.	18	90	5.0	32	0	DNQ
2000	Williams, Kevin	26	220	8.5	25	0	DNQ
2001	Sutherland, Vinny	21	147	7.0	19	0	DNQ
2002	Williams, Jimmy	20	336	16.8	89t	1	1/1
2003	Williams, Jimmy	35	240	6.9	20	0	26/11
2004	Battle, Arnaz	31	266	8.6	71t	1	15/6
2005	Amey, Fred	11	125	11.4	75t	1	DNQ

49ERS YEARLY STATISTICAL LEADERS

KICKOFF RETURNS (BASED ON AVG.) (MIN. 20 RETURNS)

YEAR	Player	No	Yds	Avg	Lg	TD	Rank
2006	Hicks, Maurice	57	1,428	25.1	64	0	12/4
2007	Hicks, Maurice	63	1,502	23.8	55	0	20/9
2008	Rossum, Allen	47	1,259	26.8	104t	1	6/3
2009	Robinson, Michael	18	414	23.0	40	0	DNQ
2010	Ginn Jr., Ted	47	992	21.1	61	0	33/17
2011	Ginn Jr., Ted	29	800	27.6	102t	1	3/2
2012	James, LaMichael	14	417	29.8	62	0	DNQ
2013	James, LaMichael	12	321	26.8	41	0	DNQ
2014	Ellington, Bruce	24	614	25.6	38	0	7/3
2015	Ellington, Bruce	26	665	25.6	40	0	9/7
2016	Davis, Chris	6	129	21.5	26	0	--

*DNQ – Insufficient returns to qualify for NFL rankings

PUNT RETURNS (BASED ON AVERAGE) (MIN. 10 RETURNS)

Year	Player	No	Yds	Avg	Lg	TD	Rank
2006	Williams, Brandon	22	147	6.7	25	0	28/15
2007	Lewis, Michael	44	336	7.6	51	0	18/9
2008	Rossum, Allen	15	223	14.9	45	0	DNQ
2009	Battle, Arnaz	21	61	2.9	18	0	28/13
2010	Ginn Jr., Ted	24	321	13.4	78t	1	3/2
2011	Ginn Jr., Ted	38	466	12.3	55t	1	4/3
2012	Ginn Jr., Ted	32	326	10.2	38	0	11/3
2013	James, LaMichael	23	251	10.9	40	0	10t/6t
2014	Ellington, Bruce	23	188	8.2	23	0	13/7
2015	Ellington, Bruce	19	137	7.2	36	0	DNQ
2016	Kerley, Jeremy	8	69	8.6	26	0	--

*DNQ – Insufficient returns to qualify for NFL rankings

49ERS YEARLY STATISTICAL LEADERS

INTERCEPTIONS

Year	Player	No	Yds	Avg	Lg	TD	Rank	Year	Player	No	Yds	Avg	Lg	TD	Rank
1946	Casanega, Ken	8	146	18.3	68	0	—	1982	Hicks, Dwight	3	5	1.7	3	0	21t/8t
1947	Eshmont, Len	6	72	12.0	—	0	—	1983	Wright, Eric	7	164	23.4	60t	2	6t/4t
1948	Carr, Eddie	7	144	20.6	56	1	—	1984	Turner, Keena	4	51	12.8	21	0	33t/17t
1949	Cason, Jim	9	152	19.9	—	0	—		Lott, Ronnie	4	26	6.5	15	0	33t/17t
1950	Powers, Jim	5	42	8.4	26	0	18t	1985	Lott, Ronnie	6	68	11.3	25	0	10t/3t
1951	Wagner, Lowell	9	115	12.8	40	0	3t	1986	Lott, Ronnie	10	134	13.4	57t	1	1/1
1952	Wagner, Lowell	6	69	11.5	30	0	10t	1987	Lott, Ronnie	5	62	12.4	34	0	7t/4t
1953	Berry, Rex	7	142	20.3	29	1	8t		Griffin, Don	5	1	0.2	1	0	7t/4t
1954	Berry, Rex	3	69	23.0	34t	1	29t	1988	Mckyer, Tim	7	11	1.6	7	0	6t/5
	Brown, Hardy	3	42	14.0	41t	1	29t	1989	Lott, Ronnie	5	34	6.8	28	0	17t/9t
	Williams, Johnny	3	28	9.3	15	0	29t	1990	Waymer, Dave	7	64	9.1	24	0	3t/2t
	Arenas, Joe	3	26	8.7	26	0	29t	1991	Waymer, Dave	4	77	19.3	42	0	23t/13t
1955	Moegle, Dick	6	50	8.3	37	0	7t	1992	Griffin, Don	5	4	0.8	2	0	15t/5t
1956	Moegle, Dick	6	75	12.5	31t	1	9t	1993	McGruder, Michael	5	89	17.8	37	1	14t/6t
1957	Moegle, Dick	8	107	13.4	40	0	6	1994	Hanks, Merton	7	93	13.3	38	0	4t/4t
1958	Ridlon, Jim	4	10	2.5	3	0	14t	1995	Drakeford, Tyronne	5	54	10.8	37	0	15t/10t
1959	Baker, Dave	5	75	15.0	29	0	6t		Hanks, Merton	5	31	6.2	23	0	15t/10t
1960	Baker, Dave	10	96	9.6	28	0	2t	1996	Pope, Marquez	6	98	16.3	55t	1	4t/2t
1961	Baker, Dave	6	123	20.5	10	0	17t	1997	Hanks, Merton	6	103	17.2	55t	1	5t/3t
1962	Woodson, Abe	2	31	15.5	31	0	92t	1998	Walker, Darnell	4	78	19.5	36	0	24t/11t
	Hazeltine, Matt	2	24	12.0	12	0	92t		Hanks, Merton	4	37	9.3	37	0	24t/11t
	Pine, Ed	2	16	8.0	13	0	92t		Bronson, Zack	4	34	8.5	28	0	24t/11t
	Mertens, Jerry	2	0	0	0	0	92t		McDonald, Tim	4	22	5.5	18	0	24t/11t
1963	Alexander, Kermit	5	72	17.4	38	0	25t	1999	Schulters, Lance	6	127	21.2	64t	1	6t/3t
1964	Alexander, Kermit	5	65	13.0	24	0	22t	2000	Bronson, Zack	3	75	25.0	43	0	46t/21t
1965	Johnson, Jimmy	6	47	7.8	26	0	8t		Montgomery, Monty	3	68	22.7	46t	1	46t/21t
1966	Alexander, Kermit	4	73	18.3	55	0	32t	2001	Bronson, Zack	7	165	23.6	97t	2	7t/4t
	Johnson, Jimmy	4	57	14.3	35t	1	32t		Plummer, Ahmed	7	45	6.4	24	0	7t/4t
1967	Alexander, Kermit	5	72	14.4	48	0	21t	2002	Parrish, Tony	7	204	29.1	60	0	3t/2t
1968	Alexander, Kermit	9	155	17.2	66t	1	3	2003	Parrish, Tony	9	202	22.4	49	0	1t/1t
1969	Alexander, Kermit	5	39	7.8	22	0	15t	2004	Parrish, Tony	4	64	16.0	26	0	21t/10t
	Johnson, Jimmy	5	18	3.6	18	0	15t	2005	Spencer, Shawntae	4	85	21.3	61t	1	19t/9t
1970	Taylor, Bruce	3	70	23.3	70	0	46t/23t		Adams, Mike	4	36	9.0	40t	1	19t/9t
	Phillips, Mel	3	49	16.3	35t	1	46t/23t	2006	Harris, Walt	8	84	10.5	42	1	3t/1t
	Nunley, Frank	3	42	14.0	24	0	46t/23t	2007	Clements, Nate	4	74	18.5	62	0	23t/11t
	Taylor, Roosevelt	3	27	9.0	19	0	46t/23t		Harris, Walt	4	42	10.5	23	0	23t/11t
1971	Taylor, Bruce	3	68	22.7	49	0	58t/29t	2008	Harris, Walt	3	25	8.3	24	0	30t/13t
	Johnson, Jimmy	3	16	5.3	10	0	58t/29t		Spikes, Takeo	3	14	4.7	13	0	30t/13t
	Taylor, Roosevelt	3	13	4.3	13	0	58t/29t	2009	Goldson, Dashon	4	39	9.8	34	0	23t/14t
1972	Johnson, Jimmy	4	18	4.5	15	0	20t/7t	2010	Clements, Nate	3	46	15.3	39	0	31t/21t
1973	Taylor, Bruce	6	30	5.0	22	0	4t/2t		Spikes, Takeo	3	9	3.0	6	0	31t/21t
1974	McGill, Ralph	5	71	14.2	45	0	13t/6t		Spencer, Shawntae	3	0	0.0	0	0	31t/21t
1975	Taylor, Bruce	3	29	9.7	15	0	54t/26t	2011	Goldson, Dashon	6	53	8.8	21	0	4t/2t
1976	Rhodes, Bruce	3	42	14.0	30	0	43t/24t		Rogers, Carlos	6	106	17.7	31t	1	4t/2t
1977	Washington, Dave	2	68	34.0	50	0	91t/37t	2012	Goldson, Dashon	3	21	7.0	20	0	29t/17t
	Phillips, Mel	2	23	11.5	23	0	91t/37t	2013	Brock, Tramaine	5	82	16.4	41	1	5t/5t
1978	Crist, Chuck	6	59	26.5	32	0	10t/9t	2014	Cox, Perrish	5	12	2.4	10	0	3t/2t
1979	Hicks, Dwight	5	57	11.4	29	0	17t/8t	2015	Brock, Tramaine	3	26	8.7	26	0	24t/10t
1980	Hicks, Dwight	4	73	18.3	44	0	39t/17t		Acker, Kenneth	3	45	15.0	45	0	24t/10t
	Churchman, Ricky	4	7	1.8	7	0	39t/17t	2016	Armstrong, Ray-Ray	1	5	5.0	5	0	—
1981	Hicks, Dwight	9	239	26.6	72	1	3t/2t		Bellore, Nick	1	4	4.0	4	0	—
									Bethea, Antoine	1	0	0.0	0	0	—
									Bowman, NaVorro	1	0	0.0	0	0	—

BEST PERFORMANCES VS. 49ERS

SCORING

Points

36 Gale Sayers, at Chi. (12/12/65)

Touchdowns

6 Gale Sayers, at Chi. (12/12/65)

PATs

8 Rafael Septien, at Dal. (10/12/80)

8 Paige Cothren, vs. LA Rams (10/5/58)

PAT Attempts

8 Rafael Septien, at Dal. (10/12/80)

8 Paige Cothren, vs. LA Rams (10/5/58)

Field Goals

6 Neil Rackers, at Arz. in Mexico City (10/2/05)

5 Morten Andersen, at Atl. (9/3/00)

5 Chris Jacke, at GB (10/14/96)

5 Morten Andersen, at NO (10/25/87)

5 Lou Michaels, at Bal. (9/25/66)

Field Goal Attempts

7 Morten Andersen, at NO (10/25/87)

Long Field Goal

59 Graham Gano, at Car. (11/6/11)

59 Morten Andersen, at Atl. (12/24/95)

56 Al Del Greco, at Hou. (10/27/96)

55 John Kasay, at Car. (10/24/10)

54 Josh Brown, at StL (1/3/10)

54 Jan Stenerud, vs. KC (12/6/71)

RUSHING

Attempts

35 Clinton Portis, vs. Was. (12/18/04)

Marcel Shipp, at Arz. (10/26/03)

32 Calvin Hill, at Dal. (11/10/74)

Steven Jackson, at StL Rams (12/21/08)

Yards

192 Erric Pegram, vs. Atl. (9/19/93), 27 att.

181 Willie Galimore, vs. Chi. (9/16/62), 22 att.

175 Barry Sanders, vs. Det. (12/23/96), 28 att.

174 Rudi Johnson, at Cin. (12/14/03), 21 att.

174 Leroy Kelly, vs. Cle. (11/3/68), 27 att.

Touchdowns

4 LaDainian Tomlinson, vs. SD (10/15/06)

Gale Sayers, at Chi. (12/12/65)

Rick Casares, vs. Chi. (10/28/56)

Long

84t Chester Taylor, vs. Min. (12/9/07)

PASSING

Attempts

65 Tom Brady, at NE (12/16/12)

61 Brett Favre, at GB (10/14/96)

60 Richard Todd, at NYJ (9/21/80)

58 Glenn Foley, vs. NYJ (9/6/98)

58 Jay Schroeder, at Was. (12/1/85)

Completions

42 Richard Todd, at NYJ (9/21/80)

41 Eli Manning, at NYG (10/11/15)

37 Matt Ryan, vs. Atl. (12/23/13)

36 Tom Brady, at NE (12/16/12)

35 Dieter Brock, at LA Rams (10/27/85)

Yards

484 Kurt Warner, at Arz. (11/25/07)

471 Brad Johnson, vs. Was. (12/26/99)

460 Don Meredith, vs. Dal. (11/10/63)

447 Richard Todd, at NYJ (9/21/80)

444 Dan Fouts vs. SD (12/11/82)

Touchdowns

5 Donovan McNabb, at Phi. (9/18/05)

5 Kurt Warner, at StL (10/10/99)

5 Vince Ferragamo, at LA Rams (10/23/83)

5 Dan Fouts, vs. SD (12/11/82)

Interceptions

7 Steve DeBerg, at TB (9/7/86)

6 Steve Grogan, vs. NE (11/30/80)

Long

96t Tobin Rote to Billy Grimes, vs. GB (12/10/50)

Times Sacked

10 Phil Simms, vs. NYG (11/23/80)

10 James Harris, at LA Rams (10/11/76)

10 Bill Munson, vs. LA Rams (12/6/64)

RECEIVING

Receptions

17 Clark Gaines, at NYJ (9/21/80)

14 Roy Helu Jr. at Was. (11/6/11)

12 Roddy White, vs. Atl. (12/23/13)

12 Reggie Wayne, at Ind. (11/1/09)

12 Tim Hightower, at Ari. (9/13/09)

12 Cris Carter, vs. Min. (12/18/95)

12 Michael Irvin, at Dal. (10/17/93)

Yards

220 Don Beebe, at GB (10/14/96)

214 Harlon Hill, vs. Chi. (10/31/54)

213 Terrell Owens, at Dal. (11/23/08)

210 Roddy White, vs. Atl. (10/11/09)

202 Paul Flatley, vs. Min. (10/24/65)

Touchdowns

4 Isaac Bruce, at StL (10/10/99)

4 Ahmad Rashad, at Min. (9/2/79)

4 Harlon Hill, vs. Chi. (10/31/54)

Long

96t Billy Grimes, vs. GB (12/10/50)

INTERCEPTIONS

Interceptions

3 Bill Simpson, vs. LA Rams (11/20/77)

3 Gene Howard, at LA Rams (11/21/71)

3 Roy Winston, vs. Min. (10/25/64)

3 Jerry Richardson, at LAN (10/18/64)

3 Donald Doll, at Det. (10/8/50)

Yards

107 Aaron Martin, at LA Rams (10/18/64)

101 Tom Pridemore, at Atl. (9/20/81)

Long

101t Tom Pridemore, at Atl. (9/20/81)

SACKS

Sacks

4.5 Kevin Greene, vs. LA Rams (12/18/88)

3.0 13 Players

PUNTING

Punts

12 Wilbur Summers, vs. Det. (10/23/77)

12 Rusty Jackson, vs. LA Rams (11/21/76)

Average

58.5 Reggie Roby, at Mia. (9/28/86) (min. 4 pts)

Long

90 Don Chandler, at GB (10/10/65)

PUNT RETURNS

Returns

8 Rolland Lawrence, vs. Atl. (10/9/77)

7 Nate Burleson, at Sea. (12/6/09)

7 Alvin Pearman, at Jac. (12/18/05)

7 J.T. Smith, at Phx. (11/6/88)

7 Robbie Martin, vs. Ind. (10/5/86)

7 LeRoy Irvin, vs. LA Rams (10/25/81)

7 Roland Lawrence, vs. Atl. (10/23/76)

Yards

184 Tom Watkins, at Det. (10/6/63)

Long

90t Tom Watkins, at Det. (10/6/63)

KICKOFF RETURNS

Returns

9 Ahmad Merritt, vs. Chi. (9/7/03)

9 Eric Metcalf, vs. Atl. (9/29/96)

Yards

222 Leon Washington, vs. Sea. (12/12/10)

208 Ron Smith, at Chi. (11/19/72)

Long

101 Percy Harvin, at Min. (9/27/09)

101 Mel Gray, vs. NO (9/21/86)

49ERS SINGLE-SEASON TEAM RECORDS

SCORING

Most Points Scored

505 (1994, 16 games)
479 (1998, 16 games)
475 (1984, 16 games)

Highest Average

31.6 (1994, 16 games)
31.0 (1953, 12 games)
30.6 (1987, 15 games)

Fewest Points Scored

198 (1963, 14 games)
208 (1960, 12 games)
209 (1982, 9 games)
213 (1950, 12 games)

Lowest Average

13.7 (2007, 16 games)
13.7 (1978, 16 games)
14.1 (1963, 14 games)

TOUCHDOWNS

Most Scored

66 (1994, 16 games)
61 (1998, 16 games)
(1993, 16 games)
59 (1987, 16 games)

Fewest Scored

21 (1960, 12 games)
23 (2005, 16 games)

Most Allowed

54 (2004, 16 games)
54 (1979, 16 games)
53 (1999, 16 games)

Fewest Allowed

23 (2011, 16 games)
23 (1971, 14 games)
24 (1984, 16 games)
24 (1982, 9 games)
24 (1951, 12 games)

Most by Rushing

24 (1979, 16 games)
(1955, 12 games)
23 (1956, 12 games)

Most by Passing

36 (1999, 16 games)
29 (1980, 16 games)
28 (2005, 16 games)

KICKING

Most Field Goals Made

44 (2011, 16 games)
32 (2013, 16 games)
30 (1996, 16 games)
29 (2012, 16 games)
(2008, 16 games)
(2006, 16 games)
(1997, 16 games)
(1989, 16 games)

Most PATs Made

60 (1994, 16 games)
59 (1993, 16 games)
56 (1984, 16 games)

RUSHING

Most Attempts

585 (1978, 16 games)
576 (1976, 14 games)
564 (1977, 14 games)

Most Yards Gained

2,544 (1998, 16 games)
2,523 (1988, 16 games)
2,498 (1954, 12 games)

Highest Average

5.7 (1954, 12 games)
5.2 (1998, 16 games)
5.1 (2012, 16 games)

Most Touchdowns

28 (1954, 12 games)
27 (1961, 14 games)
26 (1993, 16 games)
26 (1953, 12 games)

PASSING

Most Attempts

644 (1995, 16 games)
602 (1979, 16 games)
597 (1980, 16 games)
583 (2000, 16 games)
583 (1990, 16 games)

Most Completions

432 (1995, 16 games)
366 (2000, 16 games)
363 (1980, 16 games)
361 (1979, 16 games)
360 (1990, 16 games)

Highest Completion Pct.

70.3 (1994, 16 games)
70.2 (1989, 16 games)
67.6 (1993, 16 games)
67.1 (1995, 16 games)
66.5 (1992, 16 games)

Most Yds Gained (Gross)

4,779 (1995, 16 games)
4,584 (1989, 16 games)
4,510 (1998, 16 games)
4,480 (1993, 16 games)
4,400 (2000, 16 games)

Most Touchdowns

44 (1987, 16 games)
41 (1998, 16 games)
37 (1994, 16 games)
35 (1965, 14 games)
35 (1989, 16 games)

Highest Avg. Gain Per Att.

9.49 (1989, 16 games)
8.84 (1961, 14 games)
8.55 (1993, 16 games)

TOTAL NET YARDS

Most Yards Gained

6,800 (1998, 16 games)
6,435 (1993, 16 games)
6,366 (1984, 16 games)
6,268 (1989, 16 games)
6,195 (1992, 16 games)

FIRST DOWNS

Most First Downs

381 (1998, 16 games)
372 (1993, 16 games)
362 (1994, 16 games)
357 (1987, 15 games)
356 (1984, 16 games)

Most by Rushing

141 (2002, 16 games)
141 (1988, 16 games)
138 (1984, 16 games)

Most by Passing

231 (1995, 16 games)
223 (1998, 16 games)
213 (1986, 16 games)

Most by Penalty

34 (2014, 16 games)
34 (1978, 16 games)
31 (2011, 16 games)
30 (1994, 16 games)

FUMBLES

Most Opp. Fumbles Recovered

27 (1978, 16 games)
22 (1959, 12 games)
21 (1981, 16 games)
21 (1950, 12 games)

INTERCEPTIONS

Most Thrown

36 (1978, 16 games)
29 (1958, 12 games)
28 (1974, 14 games)
28 (1955, 12 games)

Most Intercepted

39 (1986, 16 games)
33 (1951, 12 games)
27 (1981, 16 games)

PENALTIES

Most Penalties

134 (2000, 16 games)
133 (1998, 16 games)
120 (1999, 16 games)

Most Yards Penalized

1,156 (1998, 16 games)
1,135 (2000, 16 games)
1,045 (1999, 16 games)

QUARTERBACK SACKS

Most Sacks Recorded

61 (1976, 14 games)
60 (1985, 16 games)
57 (1983, 16 games)
54 (1997, 16 games)

Most Sacks Allowed

55 (2008, 16 games)
55 (2007, 16 games)
53 (1998, 16 games)

Fewest Sacks Allowed

20 (1982, 9 games)
22 (2002, 16 games)
24 (1991, 16 games)

Best Season, Win Percentage

.938 – 1984

Best Season, Win Total

Won 15, Lost 1 – 1984

Worst Season, Win Percentage

.125 – 1978, 1979, 2004

Longest Winning Streak

15 – 11/27/89 to 11/18/90

Longest Winning Streak at Home

19 – 12/23/96 to 10/3/99

Longest Losing Streak at Home

7 – 10/28/62 to 9/22/63

Longest Winning Streak on Road

18 – 11/27/88 to 12/30/90

Longest Losing Streak on Road

18 – 12/4/77 to 12/16/79

Longest Losing Streak

9 – 10/8/78 to 12/3/78

Most Consecutive Wins to Start Season

10 – 1990

Most Consecutive Wins to End Season

9 – 1984

Most Consecutive Losses to Start Season

7 – 1979

Most Consecutive Losses to End Season

5 – 1963

Total Shutouts by 49ers

29 – Last at NYJ (9/30/12)

Most Shutouts in a Season

3 – 2001

Most Consecutive Games Scored Points

420 – 10/16/77 to 9/19/04

Largest Comeback Victory

38–35 (OT) victory vs. New Orleans at Candlestick Park, December 7, 1980 (came back from 35–7 deficit in 2nd qtr.)

49ERS SINGLE-GAME TEAM RECORDS

SCORING

Most Points Scored

56 vs. Atl. (10/18/92)
 55 at Det. (12/19/93)
 52 vs. Chi. (12/23/91)
 52 vs. Chi. (12/19/65)
 51 vs. Min. (12/8/84)

Most Points Allowed

61 at Chi. (12/12/65)
 59 at Dal. (10/12/80)
 56 vs. LAN (11/9/58)

Most Points by Both Teams

83 49ers 41, Vikings 42 (at SF), 10/24/65
 81 49ers 20, Bears 61 (at Chi.), 12/12/65
 81 49ers 38, Saints 43 (at NO), 11/23/69

Most Points Scored in 1st Quarter

27 vs. GB (12/7/58)
 21 (Several times) Last: vs. Min. (12/18/95)

Most Points Allowed in 1st Quarter

24 at Chi. (10/29/06)

Most Points Scored in 2nd Quarter

28 at Min. (9/8/83)
 28 vs. LA Rams (10/28/51)
 24 (Several times) Last: vs. Atl. (12/4/94)

Most Points Allowed in 2nd Quarter

28 at Min. (9/29/63)
 27 at NYG (10/14/79)

Most Points Scored in 1st Half

42 vs. Atl. (10/18/92)
 41 at Min. (9/8/83)
 38 vs. LA Rams (10/28/51)

Most Points Allowed in 1st Half

41 at Chi. (10/29/06)
 38 at Dal. (10/12/80)

Most Points Scored in 3rd Quarter

21 vs. Arz. (1/2/11)
 21 at NO (9/4/88)
 21 at StL (9/18/83)
 21 vs. Hou. (12/13/81)
 21 vs. NO (10/21/73)

Most Points Allowed in 3rd Quarter

24 vs. StL (10/6/74)
 21 (Several times) Last: at Ten. (11/27/05)

Most Points Scored in 4th Quarter

28 vs. Chi. (12/22/91)
 28 at Phi. (9/24/89)
 28 at LA Rams (10/23/83)

Most Points Allowed in 4th Quarter

28 at StL (12/30/02)
 24 at NE (12/16/12)
 23 vs. Phi. (10/12/08)

Most Points Scored in 2nd Half

35 vs. Atl. (9/15/85)
 31 at LA Rams (10/23/83)
 30 vs. NO (10/21/73)

Most Points Allowed in 2nd Half

36 at NO (11/23/69)
 35 at Jac. (9/12/99)

Most Decisive Victory

49 49ers 49 at Lions 0, 10/1/61

Most Decisive Loss

45 Cowboys 59 vs. 49ers 14, 10/12/80

TOUCHDOWNS

Most Scored

8 vs. Atl. (10/18/92)
 7 vs. Arz. (12/7/03)
 7 at Det. (12/19/93)
 7 vs. Chi. (12/23/91)
 7 vs. LA Rams (12/27/87)
 7 at Atl. (10/29/72)
 7 vs. Chi. (9/19/65)
 7 at Det. (10/1/61)
 7 vs. GB (12/7/58)
 7 vs. Dal. Texans (10/26/52)

Most Allowed

9 at Chi. (12/12/65)
 8 at Dal. (10/12/80)
 8 at LA Rams (11/9/58)

Most Scored by Rushing

6 at Det. (10/1/61)

Most Allowed by Rushing

5 at Chi. (12/12/65)
 5 vs. Chi. (10/28/56)
 5 vs. Cle. (10/2/55)

Most Scored by Passing

6 at Atl. (10/14/90)

Most Allowed by Passing

5 (6 times) Last: at Phi. (9/18/05)

KICKING

Most Field Goals Made

6 vs. Atl. (9/29/96)
 6 at NO (10/16/83)

Most Field Goals Allowed

6 vs. Arz. (10/2/05), Mex. City

NET YARDS

Most Yards Gained

621 vs. Buf. (10/7/12) (311 rush, 310 pass)
 598 vs. Buf. (9/13/92) (159 rush, 439 pass)
 597 vs. Bal. (12/13/53) (252 rush, 345 pass)
 590 vs. Atl. (10/18/92) (191 rush, 399 pass)

Most Yards Allowed

584 at Chi. (12/12/65) (183 rush, 401 pass)
 583 at Phi. (9/18/05) (140 rush, 443 pass)
 577 vs. LA Rams (11/9/58) (324 rush, 253 pass)

Fewest Yards Gained

61 at Det. (10/6/63) (71 rush, -10 pass)
 81 vs. GB (12/10/60) (71 rush, 10 pass)
 88 vs. LA Rams (11/21/76) (70 rush, 18 pass)

Fewest Yards Allowed

44 vs. Atl. (10/23/76) (83 rush, -39 pass)
 65 at Det. (10/12/52) (40 rush, 25 pass)
 82 vs. NO (10/21/73) (97 rush, -15 pass)

FIRST DOWNS

Most First Downs

36 vs. Ind. (10/18/98)
 33 vs. Hou. (11/8/87)
 32 vs. LA Rams (11/20/94)

Most First Downs Allowed

32 at NE (12/16/12)
 32 at StL (9/17/00)

Fewest First Downs

3 vs. Bal. (11/22/59)
 5 at Bal. (10/13/63)

Fewest First Downs Allowed

2 vs. NO (10/21/73)
 4 at Det. (10/12/52)

Most by Rushing

21 vs. Det. (12/14/98)
 20 at Min. (10/15/61)

Fewest by Rushing

0 at Min. (12/14/69)
 0 at Bal. (10/13/63)

Most Allowed by Rushing

19 at GB (10/11/59)

Fewest Allowed by Rushing

0 (8 times) Last: at StL (9/26/13)

Most by Passing

24 at Cin. (12/5/99)
 24 at Atl. (10/14/90)

Most Allowed by Passing

25 at NYJ (9/21/80)
 23 vs. Dal. (11/10/63)

Fewest by Passing

1 (6 times) Last: vs. TB (10/30/05)

Fewest Allowed by Passing

0 vs. NO (10/21/73)
 0 vs. LA Rams (10/10/71)

Most by Penalty

8 at NO (10/11/98)

Most Allowed by Penalty

8 vs. Oak. (10/8/00)

RUSHING

Most Attempts

59 at Min. (12/4/77)
 56 vs. Det. (10/25/63)
 56 at GB (Milw.) (10/10/54)
 56 vs. Bal. (10/29/50)

Most Attempts Allowed

62 at Chi. (11/19/50)
 59 at Dal. (10/12/80)

Fewest Attempts

10 at GB (11/22/09)

Most Yards Gained

355 vs. SD (12/20/14)
 328 vs. Det. (12/14/98)
 324 at Min. (10/15/61)

Most Yards Allowed

324 at LA Rams (11/9/58)

Fewest Yards Gained

5 vs. Hou. (12/7/75)
 12 at Min. (12/14/69)

Fewest Yards Allowed

7 at Arz. (10/29/12)
 7 at NO (10/1/72)

49ERS SINGLE-GAME TEAM RECORDS

PASSING

Most Attempts

63 vs. Phi. (11/25/02)
60 at Was. (12/17/86)
57 vs. Arz. (10/10/04)
57 at Atl. (10/6/85)

Most Attempts Allowed

65 at NE (12/16/12)
61 at GB (10/14/96)
60 at NYJ (9/21/80)
58 vs. NYJ (9/6/98)
58 at Mia. (9/28/86)
58 at Was. (12/1/85)

Fewest Attempts

8 vs. NO (11/27/77)
8 vs. Min. (11/29/76)
12 at Atl. (11/6/77)
12 at GB (9/12/76)
12 vs. LAN (10/28/51)

Fewest Attempts Allowed

4 vs. NO (10/15/78)
6 at NYG (10/16/77)
7 at NO (11/13/77)

Most Completions

38 vs. Arz. (10/10/04)
37 at Atl. (10/6/85)
36 at Dal. (12/8/02)
36 vs. Phi. (11/25/02)
36 vs. Chi. (12/17/00)

Most Completions Allowed

42 at NYJ (11/21/80)
37 vs. Atl. (12/23/13)
36 at NE (12/16/12)
35 at Arz. (11/25/07)
35 at LA Rams (10/27/85)
35 at Mia. (9/28/86)

Fewest Completions

1 at Chi. (11/13/05)
3 vs. Min. (11/29/76)
4 vs. Pit. (9/19/77)

Fewest Completions Allowed

2 vs. NO (10/15/78)
2 at NYG (10/16/77)
2 vs. LA Rams (10/10/71)

Most Yards Gained (gross)

488 at LA Rams (11/29/93)
476 at Atl. (10/14/90)
458 at LA Rams (12/11/89)

Most Yards Allowed (gross)

486 at Arz. (11/25/07)
471 vs. Was. (12/26/99)
460 vs. Dal. (11/10/63)

Fewest Yards Gained (gross)

28 at Chi. (11/13/05)
32 vs. Min. (11/29/76)
33 at LAN (11/4/51)
34 vs. GB (12/10/60)

Fewest Yards Allowed (gross)

13 vs. Chi. (9/16/62)
13 vs. LA Rams (10/10/71)
17 vs. NO (10/21/73)
31 vs. NO (10/15/78)

PENALTIES

Most Penalties

22 at Buf. (10/4/98)
16 at Atl. (1/3/00)
15 at Det. (10/16/11)
15 vs. Car. (12/8/96)
15 at Was. (11/17/86)

Most Penalties by Opponent

17 at Atl. (11/5/78)

Fewest Penalties

0 (3 times) Last: at NO (1/6/02)

Fewest Penalties by Opponent

0 (5 times) Last: at Bal. (10/26/69)

Most Yards Penalized

178 at Buf. (10/4/98)
177 at LA Rams (9/18/94)
168 at StL (10/24/71)

Most Yards Opponent Penalized

165 at Min. (10/13/66)
136 at LA Rams (10/8/78)
135 vs. StL (11/14/10)
133 vs. Cin. (10/1/78)

Fewest Yards Penalized

0 (3 times) Last: at NO (1/6/02)

Fewest Yards Opponent Penalized

0 (5 times) Last: at Bal. (10/26/69)

FUMBLES

Most Committed

10 at Det. (12/17/78)

Most Lost

6 at Min. (10/15/61)
6 at Cle. (11/12/50)

Most Committed by Opponent

8 vs. Min. (10/24/65)
8 at NYG (12/1/57)

Most Lost by Opponent

6 at NYG (12/1/57)

INTERCEPTIONS

Most Intercepted

7 at TB (9/7/86)
6 vs. NO (9/14/97)
6 vs. NE (11/30/80)
6 at Chi. (10/17/54)
6 vs. LA Rams (10/28/51)

Most Thrown

7 at LA Rams (10/18/64)
6 vs. Bal. (12/5/59)
6 at Det. (11/4/73)

Most Interception Yards

171 vs. StL (11/26/95)
163 at GB (10/26/86)

Most Interception Yards By Opponent

314 at LA Rams (10/18/64)
147 vs. Was. (12/18/04)

TURNOVERS

Most Forced by Defense

9 at Oak. (12/20/70), 4 FRs, 5 INTs
8 vs. NO (9/14/97), 2 FRs, 6 INTs
8 vs. Cin. (10/1/78), 3 FRs, 5 INTs
8 at Chi. (10/17/54), 2 FRs, 6 INTs

Most Committed

10 at Dal. (10/12/80), 5 FRs, 5 INTs
9 at Cle. (11/12/50), 6 FRs, 3 INTs

PUNTS

Most Punts

11 vs. LA Rams (11/21/76)
11 at Chi. (10/17/54)

Most Punts by Opponent

12 vs. Det. (10/23/77)
12 vs. LA Rams (11/21/76)

Fewest Punts

0 (7 times) Last at Det. (12/19/93)

Fewest Punts by Opponent

0 (2 times) Last: at NO (10/20/02)

PUNT RETURNS

Most Punt Returns

9 vs. NO (10/17/76)
9 at Atl. (10/29/72)
8 (6 times) Last: vs. StL (11/21/82)

Most Punt Returns by Opponent

9 at Det. (10/6/63)
9 vs. Atl. (10/9/77)

Most Punt Return Yards

146 vs. Phi. (9/27/59)
141 vs. NO (10/17/76)
137 vs. LAN (1/2/83)

Most Punt Return Yards by Opponent

231 at Det. (10/6/63)
166 vs. LA Rams (10/25/81)

KICKOFF RETURNS

Most Kickoff Returns

10 vs. SD (10/15/06)
9 (6 times): Last vs. Phi. (10/12/08)

Most Kickoff Returns by Opponent

10 vs. Atl. (9/29/96)
9 (6 times) Last vs. Chi. (9/7/03)

Most Kickoff Return Yards

256 at Det. (11/14/54)
248 at Det. (9/23/62)

Most Kickoff Return Yards by Opponent

260 at Dal. (11/11/65)
233 vs. NO (9/21/86)

SACKS

Most Sacks Made

10 vs. NYG (11/23/80)
10 at LA Rams (10/11/76)
10 vs. LA Rams (12/6/64)

Most Sacks Allowed

9 at Cle. (12/13/15)
9 at Bal. (11/24/11)
9 at GB (11/1/98)
9 vs. LA Rams (12/18/88)

ALL-TIME TEAM HIGHS AND LOWS

49ERS HIGHS			CATEGORY	49ERS LOWS		
56	vs. Atl.	10/18/92	POINTS	0	(13 times) last vs. TB	11/21/10
8	vs. Atl.	10/18/92	TOUCHDOWNS	0	last at StL	11/1/15
6	at Det.	10/1/61	RUSHING TOUCHDOWNS	0	last at Buf.	10/16/16
6	at Atl.	10/14/90	PASSING TOUCHDOWNS	0	last at Sea.	9/25/16
6	last vs. Arz.	11/20/11	FIELD GOALS ATTEMPTED	0	last vs. Arz.	10/6/16
6	last vs. Atl.	9/29/96	FIELD GOALS MADE	0	last vs. Arz.	10/6/16
36	vs. Ind.	10/18/98	TOTAL FIRST DOWNS	3	vs. Bal.	11/22/59
21	vs. Det.	12/14/98	RUSHING FIRST DOWNS	0	last at Min.	12/14/69
24	(2 times) last at Cin.	12/5/99	PASSING FIRST DOWNS	1	(6 times) last vs. TB	10/30/05
621	vs. Buf.	10/7/12	TOTAL NET YARDS	61	at Det.	10/6/63
59	at Min.	12/4/77	RUSHING ATTEMPTS	10	at GB	11/22/09
355	vs. SD	12/20/14	NET RUSHING YARDS	5	vs. Hou.	12/7/75
475	at LA Rams	11/29/93	NET YARDS PASSING	10	at Det.	10/6/63
9	(4 times) last at Cle.	12/13/15	QB SACKS ALLOWED	0	last at Sea.	9/25/16
488	at LA Rams	11/29/93	GROSS YARDS PASSING	28	at Chi.	11/13/05
63	vs. Phi.	11/25/02	PASS ATTEMPTS	8	(2 times) last vs. NO	11/27/77
38	vs. Arz.	10/10/04	PASS COMPLETIONS	1	at Chi.	11/13/05
7	at LA Rams	10/18/64	INTERCEPTIONS THROWN	0	last at Buf.	10/16/16
9	at Oak.	12/20/70	TOTAL TAKEAWAYS	0	last vs. Arz.	10/6/16
10	at Det.	12/17/78	FUMBLES BY	0	last vs. Dal.	10/2/16
6	at Min.	10/15/61	FUMBLES LOST	0	last vs. Dal.	10/2/16
11	(2 times) last vs. LAN	11/21/76	PUNTS	0	(7 times) last at Det.	12/19/93
61.0	at Cle.	9/13/93	PUNTING AVERAGE	0	(7 times) last at Det.	12/19/93
22	at Buf.	10/4/98	PENALTIES	0	(3 times) last at NO	1/6/02
178	at Buf.	10/4/98	YARDS PENALIZED	0	(3 times) last at NO	1/6/02

OPPONENT'S HIGHS			CATEGORY	OPPONENT'S LOWS		
61	at Chi.	12/12/65	POINTS	0	(30 times) last vs. LA	9/12/16
9	at Chi.	12/12/65	TOUCHDOWNS	0	(92 times) last vs. LA	9/12/16
5	(3 times) last at Chi.	12/12/65	RUSHING TOUCHDOWNS	0	last at Car.	9/18/16
5	(6 times) last at Phi.	9/18/05	PASSING TOUCHDOWNS	0	last vs. LA	9/12/16
7	vs. NO	10/25/87	FIELD GOALS ATTEMPTED	0	last vs. LA	9/12/16
6	at Arz.	10/2/05	FIELD GOALS MADE	0	last vs. LA	9/12/16
32	at StL	9/17/00	TOTAL FIRST DOWNS	2	vs. NO	10/21/73
19	at GB	10/11/59	RUSHING FIRST DOWNS	0	(8 times) last at StL	9/26/13
25	at NYJ	9/21/80	PASSING FIRST DOWNS	0	(2 times) last vs. NO	10/21/73
584	at Chi.	12/12/65	TOTAL NET YARDS	44	vs. Atl.	10/23/76
62	vs. Chi.	9/24/50	RUSHING ATTEMPTS	8	vs. StL	11/2/03
324	at LA Rams	11/9/58	NET RUSHING YARDS	7	(2 times) last at Arz.	10/29/12
456	at Arz.	11/25/07	NET YARDS PASSING	-39	vs. Atl.	10/23/76
10	(3 times) last vs. NYG	11/23/80	QB SACKS ALLOWED	0	last vs. StL	1/3/16
486	at Arz.	11/25/07	GROSS YARDS PASSING	13	(2 times) last vs. LAN	10/10/71
65	at NE	12/16/12	PASS ATTEMPTS	4	vs. NO	10/15/78
42	vs. NYJ	9/21/80	PASS COMPLETIONS	2	(3x) vs. NO	10/15/78
7	at TB	9/7/86	INTERCEPTIONS THROWN	0	last at Buf.	10/16/16
10	at Dal.	10/12/80	TOTAL TAKEAWAYS	0	last at Cle.	12/13/15
8	(2 times) last vs. Min.	10/24/65	FUMBLES BY	0	last vs. Dal.	10/2/16
6	at NYG	12/1/57	FUMBLES LOST	0	last vs. Arz.	10/6/16
12	(2 times) last vs. Det.	10/23/77	PUNTS	0	(2 times) last at NO	10/20/02
62.0	at GB	10/21/62	PUNTING AVERAGE	21.0	at Bal.	10/1/67
17	at Atl.	11/5/78	PENALTIES	0	(5 times) last at Bal.	10/26/69
165	at Min.	10/13/66	YARDS PENALIZED	0	(5 times) last at Bal.	10/26/69

49ERS

2016 Feature Clips



Week 7
San Francisco vs. Tampa Bay



Table of Contents

- **San Francisco 49ers Feature Clips 2**
- **Head Coach Chip Kelly 3**
- **Defensive Coordinator Jim O’Neil 5**
- **Special Teams Coordinator Derius Swinton II 7**
- **DL Arik Armstead 9**
- **OL Alex Balducci 11**
- **G Zane Beadles 13**
- **S Antoine Bethea 15**
- **LB NaVorro Bowman 16**
- **OL Trent Brown 17**
- **DL DeForest Buckner 20**
- **K Phil Dawson 22**
- **DT Quinton Dial 23**
- **WR Bruce Ellington 25**
- **CB Dontae Johnson 26**
- **WR Jeremy Kerley 28**
- **WR Eric Rogers 30**
- **LB Shayne Skov 36**
- **WR Torrey Smith 37**
- **S Jaquiski Tartt 43**
- **DB Jimmie Ward 46**



San Francisco 49ers Feature Clips

49ers rookies get social media lesson at Facebook

By Matt Barrows
Sacramento Bee
June 20, 2016

Every NFL team speaks to its rookies about the reach they have on social media.

The 49ers' rookie class got to see just how global that reach is during a recent trip to Facebook headquarters, which features a wall-sized, touch-screen map that shows where connections from the United States are heading – just about everywhere.

Facebook said it averaged 1.09 billion daily users in March this year, or nearly one of every seven people on the planet.

“It just shows you – one little thing you say on social media, positive or negative, can reach so many people throughout the U.S., throughout the whole world,” said defensive lineman Ronald Blair, a fifth-round draft pick. “It’s an amazing platform. It’s good and bad what social media can do for you. It just depends on what you put into it.”

Social media platforms like Facebook, Instagram and Twitter are a great ways to interact with fans, attract potential sponsors and – in pro sports parlance – build your brand. But it’s also can get an athlete in trouble.

Said 49ers vice president of communications Bob Lange: “I like to tell the players, ‘Every time you pick up your phone and engage on anything that goes out from your phone, you might as well be standing in front of your locker saying it in front of cameras, microphones and recorders.’”

The players also received advice on how to secure their accounts to prevent being hacked.

Earlier this month, the NFL’s Twitter account announced commissioner Roger Goodell had died. The league scrambled to take the false report down – but not before thousands had seen it – and to strengthen the password associated with it.

A more prominent example happened just before the draft when someone used Mississippi tackle Laremy Tunsil’s Twitter account to post a video of him apparently smoking marijuana via a gas-mask bong. Another post to his Instagram account showed a text conversation between Tunsil and a Mississippi assistant coach in which it appears Tunsil asks for money, a violation of NCAA rules.

The posts caused Tunsil, who a day earlier was considered the top offensive tackle, to drop to No. 13, costing him as much as \$10 million. Tunsil was a linemate at Mississippi with one of the 49ers’ fifth-round draft picks, Fahn Coper, who was part of the trip to Facebook.

Tunsil might have avoided the embarrassment by using a secondary security option on his accounts. Facebook staffers helped the 49ers players take those additional steps on their accounts during their visit.

Blair said the ultimate protection is with the players.

“Just make sure your account is secure and keep off the stuff that you don’t want your mom seeing,” he advised.



Chip Kelly

Fit 49ers: Chip Kelly pleased with conditioning in spring practices

By Matt Barrows
Sacramento Bee
June 14, 2016

When the 49ers assembled for their first minicamp under Chip Kelly in April, there was plenty of huffing and puffing and hands on hips. On Thursday, the last day of their final minicamp, the 49ers were fast and efficient.

During team drills, the closest spring practices get to real action, the offense snapped the ball every 16 seconds.

"I think they're really good," Kelly said of the 49ers' fitness. "I mentioned it the other day -- their first exposure was that second or third week (of) April and that first minicamp. They're light years ahead of where we were in the first minicamp."

Kelly's emphasis on conditioning -- from the individualized shakes players get after practice to the GPS devices that track their every step -- received plenty of attention when Kelly coached the Philadelphia Eagles.

In Santa Clara it's not as big a deal.

For one, the 49ers strength and conditioning staff already has been doing most of the innovative things that got so much scrutiny in Philadelphia. There were 90 shakes waiting for players when they stepped off the practice field five years ago during Jim Harbaugh's offseason practices.

An exception is the daily urine testing that measured players' hydration levels and which some in Philadelphia found too intrusive. The 49ers aren't being asked to take a cup into the bathroom; Instead their daily fitness is monitored in other ways.

Kelly is not driving the team's fitness program. Instead that role belongs to Mark Uyeyama, whose title, director of human performance, speaks to the team's high-tech approach to conditioning.

"I think what he's doing and what we do out in the training sessions," Kelly said. "I think they have really complemented each other."

That the 49ers players mostly aced their spring conditioning test probably has more to do with the human factor than technology.

Kelly has a very young team, but with key veterans spread throughout. Linebacker NaVorro Bowman, tackle Joe Staley, safety Antoine Bethea and receiver Torrey Smith not only took to the pace of practice but also the new offensive and defensive systems, both of which are far different than what the 49ers have run in the past.

"It's just all about embracing it, not complaining or thinking negative about it," Bowman said. "Just embrace it. Ninety other guys are out there doing it. Just accept it and have that competitive nature ... and let the coaches see that you don't care what he's going to throw at you, you're going to embrace it and try to do your best."

Kelly noted that the old timers also are among the most fit players on the squad.

"Those guys are kind of setting the tone for the younger guys on how it's supposed to happen," he said. "... Some of the best players I've been around have been the older veteran players because they actually



take care of their bodies better than the younger guys do and that's why they've lasted so long. I think it's a credit to them. Joe Staley's played in this league for such a long time because Joe's always in shape."



Jim O'Neil

Jim O'Neil Brings Energy to 49ers, Wants His Defense to Be 'Relentless'

By Joe Fann
49ers.com
March 3, 2016

Jim O'Neil is a "football guy."

The San Francisco 49ers defensive coordinator's passion and energy for the game was more than evident in his recent sit-down conversation with 49ers Studios.

"I've been told I bring a lot of energy, a lot of intensity," O'Neil said. "It's easy for me though because I love what I do. I enjoy the hell out of coaching football. Every day I wake up, and I'm excited to go to work."

The old "practice what you preach" adage is a modern-day cliché, but it serves O'Neil well in what he tries to accomplish as a coach.

"It's hard to ask your players to be high-energy and be all-in and be present in meetings and work to get better everyday if you're not trying to do the same yourself," O'Neil said. "It's not fake for me, it's just who I am as a person."

O'Neil, who most recently spent the last two seasons as the defensive coordinator of the Cleveland Browns, has been coaching in the NFL since 2009. He coached defensive backs for the New York Jets from 2009-12 and linebackers for the Buffalo Bills in 2013.

The coach also played collegiately at Towson University.

O'Neil has taken bits and pieces from his experiences to help him connect with and earn the respect of his players.

"I think it's helped me see the big picture defensively," he explained. "I played defensive line. I've coached in the secondary. I've coached linebackers. When I'm building scheme, I can build it from each position group's perspective. I think it's helped me relate to the players."

The Philadelphia native has a proven track record, both in establishing a quality defense and grooming players to find individual success. In 2014, the Browns defense ranked in the top-10 in scoring under O'Neil's direction despite playing with the league's 27th-ranked offense.

Darrelle Revis, LaRon Landry, Antonio Cromartie, Donte Whitner and Joe Haden are among the players to make at least one Pro Bowl while playing for O'Neil.

"He's obviously from the Rex Ryan tree, and I really think if you look at the statistics from his first year in Cleveland that they did an outstanding job," Chip Kelly said of O'Neil at last week's NFL Scouting Combine. "They had the lowest opposing passer rating and were ninth in scoring defense. They were one of the top teams in takeaways."



“Then you go to last year – this is why you have to look at the whole story – they had a ton of injuries. Joe Haden missed nine games. They lost four or five key guys. But the job they did in Cleveland without a great offense was outstanding.”

That's why when O'Neil and the Browns parted ways in January, it didn't take long for Kelly to inquire about the coach's interest in San Francisco's opening at defensive coordinator. The call came randomly on a Saturday afternoon and lasted 20-30 minutes.

By that Sunday, Kelly informed O'Neil that he wanted to formally interview him for the job.

“I was fired up about it,” O'Neil recalled. “Coach was always somebody from afar that I had a lot of respect for, obviously his success at the college level and the NFL level. When I got out here and got around him, us talking, we are just two football guys that only care about two things: coaching ball and winning football games.”

O'Neil won't get to interact with his new players in a football capacity until the team begins its offseason program on April 4. The coach did say, however, what trait he hopes the unit will embrace in 2016 and beyond.

“Be relentless,” he said. “Be relentless and have fun.”



Derius Swinton II

49ers Coordinator Derius Swinton II Details How He Motivates Players on Special Teams

By Joe Fann
49ers.com
March 4, 2016

Derius Swinton II attributes his special teams career path to Tom McMahon.

After spending two seasons as a graduate assistant at the University of Tennessee, Swinton was hired by the St. Louis Rams as a quality control coach. McMahon, who was the Rams special teams coordinator at the time, handpicked Swinton to take under his wing.

"He said, 'I want you,'" Swinton recalled. "He hired me right away, and I dove in. I had no clue what I was getting myself into. Once I was in it, I fell in love with it. It's an aspect of the game that doesn't get a lot of glitz and glamour, but you're a vital part of the game when you do it the right way."

Swinton hasn't veered from special teams since. The former two-sport athlete at Hampton University stayed with the Rams from 2009-11. Swinton then spent the 2012 season with the Kansas City Chiefs in the same role.

The Denver Broncos hired and promoted Swinton in 2013 to special teams assistant. After two seasons in the "Mile High City," Swinton transitioned to the Chicago Bears in 2015 with head coach John Fox.

Swinton said his three years spent with Fox will leave a lasting impact on his coaching style.

"When I think about 'Foxy,' the one thing I remember is that he would always say, 'I'm not going to treat you all the same, but I'm going to treat you fair,'" Swinton remembered. "That's the one thing I take from him, because you can't treat them all the same."

"They're all different: some have this skill set or that skill set. But I'm going to treat them all fair at the end of the day. That's the one thing I think I took away from him."

Every special teams coordinator around the league has different ways of motivating players and attracting them to the third – and much less publicized – phase of the game. In addition to special teams often times serving as the tiebreaker when deciding determining roster spots, Swinton has his own motivators.

"The thing I tell every player is, 'There are only 22 guys that start the game that we can call 'starters,' and they play special teams,'" Swinton said. "I'm yet to see a game that doesn't start with a kickoff or a kickoff return. That's my selling point to a lot of guys."

Swinton also noted that some of the NFL's best players got their start on special teams.

"I had (Rams defensive lineman) Robert Quinn rushing punts when Tom and I were in St. Louis. Then you have Emmanuel Sanders, Antonio Brown and Chris Harris, who just won a Super Bowl. I was with Harris, and he started as a gunner. Antonio Brown is the best receiver in the league, but he began his career returning punts."



Now at just 30 years old, the rising star in the coaching ranks has his first crack at being an NFL coordinator.

“When Chip (Kelly) gave me the call I was excited,” Swinton said. “It was my first opportunity to interview with him. It was six hours of grinding it out and going through schemes. I think we connected right away.

“It was a fun process to go through, and I was happy when he offered (the job) to me. I think I accepted probably before he even finished his sentence.”



Arik Armstead

49ers' Arik Armstead is a big guy with a big heart

By Joe Davidson
Sacramento Bee
June 15, 2016

The man of the hour was the last to arrive.

Then, there he was, at 6-foot-8 and 295 pounds, wading through a sea of people, towering over everyone, a shock of hair adding to the regal look.

"Wow," said a little boy, pointing, eyes bulging, "he's a giant!"

Actually Arik Armstead is a 49er, a defensive lineman from Pleasant Grove High School and Oregon preparing for his second NFL season.

On Tuesday, Armstead was the centerpiece of a free youth-football camp that carried his name at Hal Bartholomew Sports Park in Elk Grove. Armstead gives back to the community during the offseason with the same passion he has for his role as a run-stuffing, quarterback-chasing stopper.

After his rookie season, Armstead visited elementary schools throughout Northern California. He read to children, stressed school involvement and good grades, and he always made sure to take a knee to better look them in the eye.

"I want to be a positive influence on lives, show kids that hard work can get you a long way," Armstead said. "It's an honor to impact lives, and it's my duty. I know a lot of people had an impact on my life, and that's a big reason I am where I am now."

Before Tuesday's camp began, with 180 giddy kids eager to learn football drills, run and play, Armstead knelt next to Cooper Miller, a boy weeks shy of his ninth birthday who longed to meet the 49ers player. They spoke for a moment, the big guy's smile matching the little guy's. Armstead signed Miller's flat-brimmed hat and hugged him.

Miller, participating in the camp through the Make-A-Wish Foundation, left his Reno home at dawn. He endured three years of daily chemotherapy to treat leukemia, days when he was too ill to move. He has been cancer-free for 14 months.

"This is pretty incredible, very special, to see a 49ers player like Arik Armstead do this, to make so many kids happy," Alexis Miller, Cooper's mother, said. "We'll always remember this."

Armstead always has been able to charm a crowd, whether in sports or in church; parents Guss and Christa Armstead insisted their children experience a full life.

"Arik is very genuine," said Guss, a longtime area strength and conditioning coach for athletes from high school to the pros. "He spreads his gratitude and humility by doing things like this. And it wasn't too long ago that Arik was a kid attending a Bobby Jackson or Peja Stojakovic camp. He's not too far removed, so he can relate."

Armstead told the children to "work hard, listen to your parents, be accountable, be responsible, study. If you want to do something, want to achieve, you can do it by doing the right things. And be young, healthy, happy people, and have a good life."

After being drafted by the 49ers with the 17th pick in the first round in 2015, Armstead had a solid rookie season, playing in all 16 games.



In April, the 49ers drafted another defensive lineman from Oregon in the first round, DeForest Buckner, who was Armstead's teammate with the Ducks for three seasons. They also will be reunited with their college coach, Chip Kelly, who replaced Jim Tomsula as 49ers coach after last season.

"I think we'll be much better as a team this season," Armstead said. "I'm excited about it, the opportunity. And DeForest, that's my guy. It'll be super fun playing with him on the line again. I was ecstatic when we drafted him, and it'll be an awesome experience."

Armstead said the 49ers made a good choice in Kelly.

"Chip's a smart guy, and he makes you work hard, knowing that hard work pays off, and you win games that way," Armstead said. "It's very exciting to work with him again."

Armstead said he's in the best shape of his life, and he looked lean and sturdy, with broad shoulders, a narrow waist and big legs. But he said he has much more work to do on his game.

"I need to work on every aspect of it, and I'm constantly trying to improve in every area," he said. "I've been working hard, always have been. I always expect greatness out of myself."



Alex Balducci

49ers' Balducci impresses in early stage of O-line conversion

By Matt Maiocco
CSNBayArea.com
June 14, 2016

SANTA CLARA – Alex Balducci arrived at the University of Oregon in 2012 with fellow highly recruited defensive linemen Arik Armstead and DeForest Buckner.

Now, all three are reunited in the NFL with the coaches who recruited them -- Chip Kelly and defensive line coach Jerry Azzinaro.

While Armstead and Buckner came to the 49ers as the organization's first-round draft picks of the past two seasons, Balducci's route was not as direct or obvious.

After Balducci went undrafted, he chose to sign with the 49ers as a free agent and commence a project that would entail a position switch to become an offensive lineman.

"Alex is kind of built like a prototypical offensive lineman," Kelly said. "I think he's got really good feet and is very athletic, so I think it was a natural maneuver."

Balducci played offensive and defensive line in high school, but he settled in along the defensive line during his four-year career at Oregon. He concluded his college career with 28 consecutive starts as an interior lineman. As a senior, he recorded 40 tackles, including six tackles for loss, and was named All-Pac-12 honorable mention.

Yet, approximately half of the NFL teams in which he came in contact, did not envision a run-stuffing defensive lineman during draft workouts. It all made sense to Balducci when one NFL coach pulled him aside and explained the thought process, he said.

"Now that college football is going to spread offenses, it's vastly different than what NFL teams want from their offensive linemen," Balducci said. "So in a sense, they have to re-teach the college offensive linemen how to play offensive line. So sometimes their thought process is to get defensive linemen, who are more athletic and more aggressive, to move over on that side of the ball."

The Seattle Seahawks have implemented the concept more than any team in the league. Last season, the Seahawks' Week 1 starting lineup consisted of two offensive linemen who solely played defensive line in college. One of those players, guard J.R. Sweezy, signed a lucrative free-agent contract with the Tampa Bay Buccaneers this offseason.

"I don't know him as a defensive lineman, but I saw film of him when he worked out at his pro day as an offensive lineman," 49ers offensive line coach Pat Flaherty said. "What I saw was a guy who has very good strength, good leverage and good balance. Now he has to learn how to use his hands and get his feet in the proper position."

Azzinaro, who was his college position coach for one season in Eugene before moving with Kelly to the Philadelphia Eagles, saw the logic in the position switch.

"We saw a high-character guy who really loves football and knows a lot about football," Azzinaro said. "It's just a matter of where you want to place him."

"There are a lot of similarities in both of those jobs. Why not see if we can think outside the box a little bit with a guy like that? We know what he's going to do, as far as the love of the game. We know what he's going to do in the classroom, and the off-the-field issues are non-existent with him. Why not? It's a good investment. The risk-reward was pretty high."



Balducci (6 foot 3 5/8, 315 pounds) lined up at center and right guard during the 49ers' offseason program. And while there were the typical number of shot-gun snaps off the mark, Balducci was pleasantly surprised with the early results of the conversion and his work with Flaherty and assistant offensive line coach Eric Wolford.

"I honestly thought it was going to be a train wreck," Balducci said. "But I've been able to pick things up quicker than I expected."

Said veteran left tackle Joe Staley, "I never would've known that he came from the D-line. I actually didn't know until a week after he was here. (Moving from) defensive line to offensive line is so different, in terms of footwork. Offensive line is such a technical position. He had a lot of that stuff down from Day 1."

Perhaps the most unique aspect of the move is that Balducci immediately began lining up across the ball from Buckner, his college teammate for four years, during practices.

"It's pretty cool," Balducci said. "It's kind of weird. You're playing alongside a guy and now all of a sudden, you're going against him. He's got some pretty good moves."

And Buckner said he is impressed with what he sees from Balducci, too.

"He's been on my side the past four years. Going against him when he's at guard, it's different," Buckner said. "I can't let up because he's my friend. It's still competition. He makes me better and I make him better every day."

"He's looking like a natural at guard. He's working every day at his craft. For the short period of time he's been playing O-line, he's looking good."



Zane Beadles

49ers guard Beadles has been steady on, off field

By Eric Branch
San Francisco Chronicle
September 24, 2016

After his junior season at the University of Utah, 49ers left guard Zane Beadles shared his latest goal with his mom: He wanted to play in the NFL.

In response, she reminded her brawny son about his brains. He was a mechanical engineering major on his way to earning a postgraduate scholarship for classroom excellence.

So, son, how about choosing the profession that doesn't involve slamming your body into other 300-pound behemoths?

"When he told me, the first words out of my mouth were 'Why would you want to do that?' " Beadles' mom, Jamie Legerski said. "He just looked at me like I was crazy. 'Zane, you're an engineer. You're going to be fine. You don't need to do this to your body.' "

Like a dutiful son, Beadles, 29, has done everything to limit his mom's worrying during a seven-year career spent performing hazardous duty in the NFL's trenches. Consider: Beadles has played in 104 games (including playoffs) without missing a single snap due to injury. Since becoming a full-time starter in 2011, he's made 82 straight regular-season starts and missed seven plays, which came when he was pulled in the fourth quarter of a blowout win.

In fact, Beadles has missed just one game, due to a sprained knee ligament at Utah, dating to high school.

Said Beadles of his streak: "It's pretty amazing, even to me, honestly."

Said Jamie, who began by noting she superstitiously doesn't discuss the streak: "I'll go ahead and answer your question, but if something happens to him, I'm putting this one on you. And I'll let Zane know that."

After signing a three-year, \$11.75 million deal in March, the ever-sturdy Beadles has been part of a sturdy offensive line that's allowed just two sacks in two games entering the 49ers' visit to Seattle on Sunday.

For Beadles, the 49ers offered a chance to reestablish a career that hit its first speed bump in the spring when he was released by the Jaguars two years into a five-year, \$30 million deal. Prior to his release, Beadles, a second-round pick of the Broncos after he was a four-year starter and All-American at Utah, had played in a Pro Bowl in 2012. He played in a Super Bowl the next season.

The release, which he believes was due to both his hefty salary and a dip in performance, was his first bit of rejection.

"It's definitely never easy to hear someone say, especially when you're under contract, 'We don't want you any more,'" Beadles said. "But at the same time, I think something really good came out of it. I'm happy to be here. It's a great place for me."

Beadles, who stands 6-foot-4, weighs 305 pounds and sports Samson hair past his shoulders, resembles the tough guy his medical bio suggests he is. He's stayed on the field despite floating bone chips in his right elbow (required surgery after rookie season), a sprained plantar fascia (2015) and a severely sprained ankle that required postseason surgery to remove scar tissue in college.

Given that, it's surprising to learn Beadles' personal bio includes items such as this: He's adept at decorating pastries and once danced on the "Ellen DeGeneres Show."



As it turns out, the big guy known for his durability also has a huge heart and is known for charity.

Three years ago, he formed the Zane Beadles Parade Foundation, which focuses on supporting children with cancer. The foundation now assists pediatric cancer patients at each stop in his football career: Brent's Place in Aurora, Colo., the University of Florida Health Proton Therapy Institute in Jacksonville, Fla., and the Ronald McDonald House in Salt Lake City.

In the Bay Area, Beadles is forming partnerships with Lucille Packard Children's Hospital in Palo Alto and the JW House in Santa Clara. The JW House provides housing that allows families to stay together during medical crisis.

Through his foundation, Beadles has provided hospital parties, fishing trips, surf lessons and tickets to sporting events, movies and zoos, among other activities. It has also provided financial assistance to help families deal with crushing medical expenses.

Beadles, a two-time NFL Walter Payton Man of the Year award nominee, is heavily involved in every aspect of the foundation, including party preparation.

"Don't tell anyone, but Zane's really good at decorating cupcakes," said Julie Gart, the foundation's executive director. "It's so sweet to see: He's so big and sometimes the kids are just so small. He really understands his size and is careful not to intimidate them."

Beadles, whose visit to DeGeneres' show netted the foundation a \$10,000 donation, traces his inspiration to Ryker Fox, who died at 7 because of brain cancer in 2007. Fox was a constant presence at Utah's football facility during Beadles' freshman season and they formed a bond during their 13-month relationship. Fox was aware of the gravity of his condition and wanted to be buried in a Utah jersey.

For the past 10 years, Beadles has worn a black "Ryker" bracelet that he covers with tape for games.

"That little boy," said Beadles' mom, "touched Zane's heart."

After his rookie season, Beadles began volunteering at Brent's Place, which provides two-bedroom apartments with hospital-approved cleaning protocols. It allows immune-compromised patients to remain with their families during stays that routinely last over three months.

Two years later, Beadles, inspired by the experience, formed his foundation, which has a logo featuring three elephants linked together, trunk to tail. Beadles has noted elephants are passionate pack-oriented animals who mourn for a week when one in their parade dies.

"You see the kids, they are going through so much, chemo and bone-marrow transplants, but most of the time they are so happy," Beadles said. "As someone not going through that, to witness that is very cool to see and provides such an important perspective. It makes me step back and be appreciative of everything football has given me."

Beadles hopes to play at least 10 seasons in the NFL, earn an MBA after his career and start his own business. At some point, he also wants to help fund the construction of housing facilities for cancer patients and their families through his foundation.

Legerski wasn't thrilled her son chose the NFL, and remains concerned about the long-term health issues he could face. Still, his decision to play a violent sport has provided a platform he's used to help others, which means more to her than his athletic accomplishments.

Legerski says her son probably gets sick of hearing it, but she won't stop letting him know: "I just told him the other day," she said, "Zane, I'm so proud of you."



Antoine Bethea

Antoine Bethea Hosts Football Camp, Visits White House over Easter Weekend

By Tyler Emerick
49ers.com
March 29, 2016

Thought you had a productive Easter weekend? Get a load of what Antoine Bethea accomplished.

First, the Niners safety helped host a football camp on Saturday in Virginia at Denbigh High School – his alma mater. Nearly 700 local children attended the event, which featured NFL players not only coaching kids through drills but also giving them guidance in life.

“Outside of football there’s so much more than you can accomplish and do,” Bethea told 13NewsNow.com. “That’s what we try to preach. We have a lot of mentors and tutors within the neighborhood who help these young men and women.”

Shutdown Academy, created by Bethea’s friend and former NFL player Keion Carpenter, organized the free camp and open house. Other players who participated were Tennessee Titans cornerback B.W. Webb and former Arizona Cardinals offensive lineman Elton Brown.

You can watch a full recap of the day in the video at the top of the page.

As if mentoring youth in his hometown wasn’t enough, Bethea then traveled north to Washington D.C. on Monday for another event benefiting kids.

The veteran was one of several NFL players invited to the 138th edition of the White House Easter Egg Roll, which is the largest annual public event at 1600 Pennsylvania Avenue. Among the tens of thousands in attendance were Beyoncé, Jay-Z and Idina Menziel. The event included egg hunts, live storytelling, fitness zones and fun runs.



NaVorro Bowman

49ers LB NaVorro Bowman is Reaping the Benefits of His Perseverance

By Joe Fann
49ers.com
June 10, 2016

It's nearing the point where NaVorro Bowman's knee injury is an afterthought.

Gone are the days of rehab. No longer does the San Francisco 49ers linebacker have to stretch for two to three hours before each practice. Bowman told reporters during minicamp that when he's out on the field, the injury never crosses his mind.

"It's totally different. I feel great," Bowman said. "Adding on days on top of days, I feel it sometimes, but it's nowhere near what I went through last year with the constant attention I had to put on it. This year I'm able to wake up and ride.

"The road has continued to get better for me, just like I knew it would. I just had to stay on top of it and be disciplined. I had to work through the things that the doctors told me would come up."

That isn't to discredit what Bowman accomplished last season. After missing all of 2014, the linebacker returned in 2015 and led the NFL with 154 tackles. Bowman's 116 solo tackles, the category he said 'defines a middle linebacker,' were also tops in the league. The statistics earned him Pro Bowl and All-Pro selections for the third and fourth time, respectively.

Even Bowman admitted that his production was remarkable given the circumstances.

"I think it was," he smiled before pausing. "I work very hard, and I know the game. For me to get those accolades, and to know there's so much more that I can do, and some plays that I did leave out there on the field, that's what I'm chasing. I'm chasing to have a better year than I did last year."

Bowman's improved fitness level is being put to good use in Jim O'Neil's defense. The team's defensive coordinator is counting on his star linebacker to help get the unit up to speed.

That is meant quite literally as Chip Kelly's offense provides a daily challenge with its up-tempo nature. Bowman said the defense is embracing the extra conditioning, knowing full well that it will pay dividends in the fall.

"I've never met a defensive guy who didn't want to be on the field," Bowman said. "That's more plays and more tackles. It's going to work out. I think if the offense is doing their job and we're able to play with a lead, it will be better for us."

Now that the offseason program is complete, 49ers players have a month and a half-long break before picking up where they left off in training camp.

"I think we're in a good spot," Bowman said. "I think everyone knows and understands what coach is trying to get accomplished. Now that this break is coming up, we have to keep it in our heads, keep thinking about it and not forget the things that we've learned so far."



Trent Brown

Insults keep 49ers' Trent Brown grounded after standout preseason

By Eric Branch
San Francisco Chronicle
September 10, 2016

Last week, the 49ers' offensive players received a packet that included the game plan for their season opener Monday night against the Rams.

On the first page of his copy, in large writing, right tackle Trent Brown wrote himself a few reminders.

"You're sorry as hell."

"You haven't done s—."

"You suck."

"Get your ass going."

Don't worry: Brown, 23, doesn't suffer from a poor self-concept; he just doesn't want to suffer from a bloated head. The scathing messages come on the heels of a preseason in which the supersize Brown — 6-foot-8 ½, 355 pounds — received outsize praise.

Pro Bowl left tackle Joe Staley, 32, one of the 49ers' best players, said Brown could become one of the best players ... in NFL history. Offensive line coach Pat Flaherty, 60, who owns two Super Bowl rings, said Brown has the size and athleticism that "would probably be in line with most guys that have ever played the position."

And Broncos outside linebacker Von Miller, the Super Bowl MVP who is among the league's premier pass-rushers, termed Brown one of the NFL's "better tackles" based on their recent meetings in two joint practices and a preseason game.

The praise from Miller left Brown "speechless," but it's also the type of did-he-really-say-that compliment that's inspired him to write on his playbook. During training camp, as Brown took X-and-Os notes during meetings, he also scrawled his insults.

After all, he's a 2015 seventh-round pick whose NFL career consists of two starts and 189 snaps. He might have all-world ability, but he hasn't done ...

"I literally write them on a piece of paper in big bold letters and put it in quotations," Brown said. "Yeah, I tell myself that. Note to self: 'You suck.'"

The notes are necessary for Brown, whose biggest opponent has always been complacency, an enemy that explains why he was the 244th player (and 44th offensive lineman) selected in a 256-man draft. Many athletes are driven to achieve greatness because of a fear of failure. Brown has known, from an early age, that his size and skills made him immune to on-field embarrassment.

After dominating at lower levels, his spotty work ethic caught up with him at Florida, where he started just 11 of 23 games in two seasons. He tumbled down draft boards amid chatter that poor conditioning didn't allow him to play entire games. He's made significant strides in the NFL, but his teammates aren't satisfied.

Staley's compliments have been mixed with challenges. In discussing Brown, he's invoked Hall-of-Famer Jonathan Ogden, one of the best tackles in NFL history.



Staley was recently pressed on that seemingly hyperbolic comparison. Jonathan Ogden (11 Pro Bowls) and Trent Brown (five NFL games)? Really, Joe? Staley didn't backtrack.

"I feel very strongly about his talent," Staley said. "If he doesn't succeed, he has no one to blame but himself. He has all the talent in the world and it's up to him to take that next step. I've told him this and I have no problem saying it to you guys: He has to take that next step as far as how great does he want to be."

Brown possesses the raw materials needed for greatness.

For starters, his size: Brown, who wears size-18 cleats, was the tallest and heaviest player at the 2015 combine and his 36-inch arms gave him the longest wing span (87 3/8 inches).

And, yes, he's always been huge. At birth, he was slightly below averaged-size — at 6 pounds, 13 ounces — only because he arrived three weeks early. He grew up in Albany, Ga., playing basketball and football, and his father, Reginald, always had him compete against kids at least two years older because he dwarfed and dominated his peers.

As a high school freshman, Brown was 6-3, 215, but he didn't receive his first recruiting letter, from Auburn, just because of his dimensions.

Consider: Before he was refrigerator-size, Brown was a running back. That's the flag-football position he played as a 5-year-old, and he went on to play every other offensive spot until his size made offensive line the obvious choice in high school.

His dad, who is 6-7 and 275 pounds, played basketball at the University of Mobile. His older brother, Reggie, who is 6-7, played basketball at Fresno Pacific and has continued his career overseas. And Trent — the biggest of the Browns — also had the agility to play hoops beyond high school.

"He started out as a kid as a running back, he played quarterback, he was a point guard on the basketball team," said Reginald Brown, a major in the Albany Police Department. "He always had great feet. At an early age, I thought he could really be something."

His coaches along the way had the same belief, although they recognized he didn't yet have the grit to match his gifts.

At Westover High, where Brown played his senior season after transferring from private Deerfield-Windsor, head coach Octavia Jones recalls how the new guy immediately made a jaw-dropping impression. In the season opener against rival Dougherty, Brown nearly down-blocked an unsuspecting defensive end into Atlanta.

It was the type of highlight Brown routinely produced — without much effort.

"He was so big and gifted," Jones said. "He was able to rely more on his natural ability rather than the work-ethic part of it."

Brown didn't qualify academically to attend a Division I school, and he spent his next two seasons at Georgia Military College. Again, he dominated — he was a second-team All-American as a sophomore — despite less-than-stellar habits. After his freshman season, he gained about 40 pounds and topped out at 387.

At Florida, Brown spent part of his two seasons rotating with Tyler Moore, who is no longer in the NFL after spending training camp with the Bears last year.



NFL teams had questions about Brown's desire following his college career, and his performance at the combine didn't suggest he was a weight-room junkie: He had 20 reps of 225 pounds, matching the fourth-fewest among the 37 offensive linemen that lifted.

Even the 49ers didn't sound too smitten with Brown when he was still available at the end of the 2015 draft. Brown said he spoke with general manager Trent Baalke and then-offensive line coach Chris Foerster, who asked him if he wanted to be drafted by the 49ers or preferred to be an undrafted free agent who could choose his team.

"They asked me if I wanted them (to) pull my name," Brown said. "It was draft day. I definitely wanted to have my name called."

Sixteen months later, the 49ers are glad they called Brown, who has taken noticeable steps in advance of his first season as a starter.

After he routinely appeared winded during head coach Chip Kelly's fast-paced offseason practices this spring, Brown returned to Albany this summer and went to work in the six weeks before training camp.

Instead of preceding his workouts with a groan, his dad noticed he regularly left the house without complaint by 6 a.m. He ran at the nearby Fossil Sand Dunes, worked out at Westover High and pushed his Yukon Denali XL up and down a deserted road, while his dad steered.

"For some people, it takes a little longer than others," said Reginald, who met his wife, Tiffany, when they were in the Army. "He wasn't mature. He was just a big kid. Once he developed as a young man and realized what he had to do to keep his job and have a long career, he put in the work. He gets it now."

Indeed, Brown was stellar in training camp and flawless in pass protection in the preseason, not allowing a quarterback pressure in 41 snaps.

His performance this summer inspired gushing praise, but Brown insists it won't swell his head or dull his desire. In other words, he won't stray from the recent strategy he's adopted: As people keep talking him up, he'll continue to write his insults down.

"I am," he said, "my own biggest critic."



DeForest Buckner

Accomplishments just keep coming for 49ers' DeForest Buckner

By Mark Eckel
NFL Player Engagement
June 21, 2016

DeForest Buckner was a 2016 NFL first-round Draft pick, a top 10 pick at that, going No. 7 overall to the San Francisco 49ers. It wasn't his greatest accomplishment this year.

Buckner, the 49ers' rookie defensive end and one of the top rookies in his class, graduated from the University of Oregon in just three-and-a-half years and walked with his class earlier this month.

"That was really important for me," Buckner said of getting his degree. "That's why I went to college in the first place, to get an education. I was so close to being finished, I didn't want to leave without it."

He didn't. And he earned it midway through his senior year. So when his football career is over some time down the road, there will be other options for him.

"The NFL isn't for life," Buckner said "It's not a real long career when you compare it to other careers. You never know how long you're going to be able to play, so I wanted to have a back-up plan. Having my degree will make that a lot easier.

"I mean having a degree is just so important for anyone. But no matter how long I play in the NFL, I still wanted to make sure I had that."

Buckner received his diploma when he walked with his Oregon classmates on June 13th. Kent Alterman, a 1981 Oregon grad and the president of the cable channel Comedy Central, gave the commencement speech, but it was no joke.

"From day one, I wanted to graduate and then my advisor put me on track where I could finish early," Buckner said.

"(Walking at graduation) was important, especially for my parents. They watched me put all of this hard work in, so I wanted to do it for them. To see me up on stage and get my degree, it was great for them."

Buckner's parents, his grandmother, his younger brother, and several other family members made the trip from his native Hawaii to Eugene, Oregon for the ceremony.

"That was nice, real nice, to have that support," Buckner said. "Graduation is a time when everyone is moving on, it's as much about the future. A lot of guys aren't sure what they're going to be doing, luckily I do."

Buckner will be vying for a starting spot up front in the 49ers' 3-4 defense. As the No. 7 overall pick in the Draft there will be high expectations, but if he handles it the way he did in the classroom, it shouldn't be a problem.

"I'm adjusting well so far through the rookie camp, the minicamp, the OTAs," he said. "Things will ramp up when the pads come on in training camp. I'm excited to see how everything goes."

Buckner saw some familiar faces when he arrived in Santa Clara to join the 49ers. New head coach Chip Kelly recruited him to Oregon, defensive line coach Jerry Azzinaro was his position coach in college for a year and his former Duck teammate Arik Armstead is on the defensive line.

"Having coach Azz, coach Kelly, and (Armstead) there, it's a comfortable environment for me," Buckner said. "A lot of guys go places and they don't know anyone. I'm fortunate to go to a team where I know



people and know the defensive scheme so well, too. It's a lot of the same plays we ran at Oregon just some different terminology."



Phil Dawson

Secret to 49ers kicker's longevity: Don't train like an old kicker

By Matt Barrows
Sacramento Bee
March 15, 2016

Last year, just for kicks, Phil Dawson decided to see how he'd fare on the bench press. The result: 20 repetitions of 225 pounds and a lot of dropped jaws from the 20-somethings who had gathered around the then-40-year-old kicker.

"Sometimes they put down the kicker," said Brett Johnson, who trains Dawson in Austin, Texas in the offseason and who witnessed his feat of strength. "Phil always wants to be the guy who shows 'em he can mix it up with the big boys."

The younger boys, too. Last month at the NFL's scouting combine, for example, 13 of the 25 running backs who took on the bench fell short of 20 repetitions.

Therein lies the secret to Dawson's NFL longevity: He doesn't work out like a kicker.

When he was in his early 30s, he said, he started to feel stale and feared that he was losing his edge. At age 35, he went to Johnson, who decided to train him not as a specialist but like one of the NFL hopefuls who trains with him in the months leading up to the draft.

So beginning in early February, Dawson does a lot of squats -- especially single-leg squats -- and other traditional, high-intensity exercises.

"If anything, I went back to how I trained when I was younger," Dawson said. "And had kind of gotten away from it. I've been very pleased with the results."

So have the 49ers.

Dawson missed only three field-goal attempts last year -- two were blocked -- and made all of his tries from 50 yards and beyond. At the end of the season, coaches voted him the team's MVP. On Monday, he signed a one-year deal reportedly worth \$3.1 million.

Dawson's just-one-of-the-guys weight-room routine meshes nicely with his outlook on his job. He doesn't want to be treated differently than an inside linebacker or a guard.

"I try not to be that weird kicker over on the side who doesn't really get involved with the rest of the team," he said. "I try to be a guy who's engaged with his teammates, who communicates well with his coaches and goes out and plays hard, even in the role I'm in."

Johnson said Dawson is comfortable training alongside and interacting with athletes half his age. In fact, those young NFL hopefuls always perk up when the kicker speaks. After all, it's not every day you get advice from a player going into his 18th NFL season.

"He's getting to be sort of like the Yoda around here," Johnson said. "Even at 41 years old, he still works harder than most of the 20-year-old athletes I work with. He's just a perfect example, really, of what an athlete in his older age should look like."



Quinton Dial

Quinton Dial has a standard to uphold with San Francisco 49ers

By Mark Inabinett
AL.com
May 23, 2016

San Francisco 49ers defensive end Quinton Dial loves his hometown of Clay, the burgers at Milo's and the bass fishing on Lake Guntersville. But when he's away at work in California, the former Alabama standout would love to see the 49ers uphold the standard of the San Francisco teams of the past.

"Last year, the standard wasn't upheld," Dial said during an appearance on 49ers Radio on the NFL team's web site.

San Francisco reached at least the NFC championship game for three straight seasons in pursuit of its sixth Super Bowl victory before finishing at 8-8 in 2014, Jim Harbaugh's last season as the 49ers' coach. San Francisco posted a 5-11 record in 2015, ending Jim Tomsula's one-year stay as the 49ers' coach and bringing in Chip Kelly, the former Oregon coach who'd been let go after three seasons with the Philadelphia Eagles.

San Francisco used its first-round pick – the seventh choice in the NFL Draft on April 28 – on Oregon defensive end DeForest Buckner.

"Obviously, I'll take him under my wing and show him the ropes and try to give him a few tips here and there to help his game so he can help us in the long run," Dial said of Buckner.

But mainly what Dial wants to get across to Buckner and all the new 49ers is they have an obligation to "uphold this standard."

Pro prognosticators don't think the 49ers will be able to do that in the 2016 season. Vegasinsider.com has San Francisco at 80-1 to win this season's Super Bowl. The only teams with longer odds are in the AFC – the Jacksonville Jaguars, San Diego Chargers and Cleveland Browns. That has San Francisco being pegged as the worst team in the NFC, with 50-1 odds to win the conference championship.

"Everybody is counting us out now," Dial said. "And that's fine. I like to be the underdog. But at the end of the day, I just tell them the standard is what it is, and you've got to uphold it."

Dial's standards were set high before he got to the 49ers, too. In his two seasons with Alabama, the Crimson Tide won the BCS national championship each year.

"It was a great experience for me," Dial said of playing at Alabama. "It's one you really can't explain, like you just have to experience it because it's just so crazy, the atmosphere is so crazy on game day. You've got people who are best friends but are Alabama and Auburn fans that won't even talk until after the game or even if their team loses, they won't say nothing to each other for weeks at a time, which is crazy."

Dial joined the 49ers as a fifth-round draft pick in 2013 after playing on Alabama's 2011 and 2012 BCS national-championship teams. After the Crimson Tide closed the 2012 season by thumping Notre Dame 42-14 in the title game, Dial had surgery for a torn ligament in a big toe, and he didn't start practicing with San Francisco until October.

Dial got into three games as a rookie. In 2014, he came on to start six of the 49ers' final seven games at nose tackle. In 2015, Dial became a full-time starter at defensive end, even though San Francisco used its first-round pick that year on an Oregon defensive lineman, Arik Armistead.



Now Dial faces the task of proving himself to a new coaching staff after San Francisco added another first-round defensive lineman last month.

"Just trying to get in and get acclimated to this playbook and the coaches," Dial said. "Just trying to show them that I want to be that guy they can count on in all situations."

Last week's NFL Draft in Chicago added to the league 16 players with Alabama football roots (that is, they played at a state high school or college). It also brought in 237 other players, creating new depth charts and layers of competition throughout the NFL. Here are 10 NFL veterans from the state whose pro situations were particularly affected by what went on in the seven rounds of the draft.

The 49ers started OTAs last week and have three more workouts this week. Dial is working under a new contract signed in February. The deal included a \$3.2 million signing bonus and extended his pact with San Francisco through the 2019 season.

"I'm definitely blessed to have this opportunity to sign this extension," Dial said. "Just happy to be a part of this organization. It's a great feeling. Words can't describe how I feel about the opportunity that I have."

"But the grind won't stop just because I signed this extension. I still got that chip on my shoulder. I remember when I got drafted, a few people tweeted at me, 'This guy's going to be a bust' and things of that nature. I take that and I add fuel to the fire because them guys don't know what I had to go through to get to where I am today."

Dial earned the 2008 ASWA Class 6A Lineman of the Year Award playing for Clay-Chalkville High School.



Bruce Ellington

NFL Stars Return To Alma Mater For Youth Football Camp In Moncks Corner

By Nikki Gaskins
Berkeley Observer
June 13, 2016

For the third year in a row, Andre Ellington and Bruce Ellington, hosted their popular Ellington Elite Youth Football Camp on Saturday in Moncks Corner.

More than a thousand children ages 6 to 16 took part in the one-day camp at Berkeley High School, making it the largest attendance to date.

Andre and Bruce, both cousins, played football for Berkeley High School before moving on to the National Football League following their college careers.

While they've both gone on to successful careers in the NFL, they clearly haven't forgotten their roots.

"It's an amazing feeling." Andre told Live 5 News. "Just coming out here and seeing all these kids, working the way they are, it's a sight to see and I love it.

Andre is entering his 4th season with the Arizona Cardinals. Bruce, meanwhile, is entering his 3rd season with the San Francisco 49ers.

"We're just lucky and blessed to be able to come out here and support the community and give back," Bruce told sports reporter Kevin Bilodeau.

Their annual event aims to teach Lowcountry youth values and ethics through the game of football.

While the camp focuses on developing athletic skills, Ellington's Elite Camp also teaches kids in attendance about healthy lifestyle options, stress management, and study tips to be the best student athlete possible.

The camp is offered free of charge. If you missed it this year, don't worry!

The two cousins plan to return with their camp next year.



Dontae Johnson

Dontae Johnson Builds Inspiring Friendship with Injured Bay Area Youth Football Player

By Tyler Emerick
49ers.com
June 16, 2016

There was a time when Dontae Johnson employed a robotic mindset – mechanically executing steps he deemed necessary to reach goals for his NFL career. That stopped about two months ago when the San Francisco 49ers cornerback met Will Randleman.

Johnson, entering his third season after primarily serving as a reserve from 2014-15, doesn't know yet what his role will be on Sundays this fall. But one way or another, he will be playing the game he loves. The same cannot be said for his new friend – a person who has taught the 24-year-old to live in the moment and enjoy the journey in addition to the destination.

"He's changed my outlook on life," Johnson said. "We take a lot of things for granted – just as far as waking up and rolling out of bed.

"He's taught me to value everything and cherish everything. And more so, to respect it. You never know when something is going to get taken away from you."

For Randleman, that something was football. And it was taken away from him in late March. While playing for a Bay Area youth football team, the 14-year-old sustained a neck injury that left him paralyzed from the neck down.

Randleman underwent surgery at San Francisco General Hospital within three hours of his accident. Doctors inserted metal plates to replace his broken vertebrae and rods to fuse the other bones together. Surgeons told Randleman's family that he may never walk or use his arms again.

Following the injury, the president of the youth football league reached out to Johnson's girlfriend, Kayla, whose younger brother played in the same league. Johnson soon made his first visit to the hospital to see Randleman, a lifelong 49ers fan.

Initially, Johnson expected the meeting to be somber. Instead, he was greeted with smiles and laughter.

"He was in such amazing spirits," Johnson said. "As soon as I walked into the room, he lit up and was excited. When I was talking to him, I saw his passion and love for football. He said everything he did was geared for playing football. We connected over that."

Randleman arrived at San Jose's Valley Medical Center in April to begin his rehab. He spent six weeks at the facility before being allowed to return home on May 20. In that time period, Johnson visited Randleman three times – bringing along signed footballs, cleats, socks and anything else to show his support.

Randleman has bad days. How could he not? But for the most part, the teenager has been upbeat and resilient. His father, Randy, credits that attitude to Will's competitive nature.



“You never know how somebody is going to react to an event that changes your life like this,” Randy said, “but he has been incredible through this process. He’s showed a lot of courage. But more so he’s showed a lot of humor, which I think has been important.”

“He’s also used to pushing himself. I think football teaches you to work hard, and how to get through obstacles. He’s taken that attitude and applied it to his recovery.”



Jeremy Kerley

49ers' WR Eric Rogers making good first impression

By Eric Branch
San Francisco Chronicle
September 17, 2016

Kristal Kerley's hands were shaking before kickoff Monday at Levi's Stadium.

Her husband, wide receiver Jeremy Kerley, was about to make his 49ers debut, 15 days after he'd arrived in a trade. It was a prime opportunity to revive a solid career that had gone south.

After 182 catches in five seasons with the Jets, he was released in March. After five months in Detroit, he was dealt to the 49ers for a backup guard, Brandon Thomas, who is on the Lions' practice squad.

Now, he was suddenly the 49ers' primary slot receiver and kick returner in the season opener against the Rams. But had he adequately digested the playbook? Would he have rapport with a quarterback he just met? Would this be a bright beginning or the latest dead end?

"When I first sat down, I was nervous and I was shaking a whole lot," Kristal Kerley said. "It's one of those things where he's going to do good and the fans are going to love him. Or, if he makes too many mistakes, they're going to be mad and I'm going to have my mama-bear, wifey claws out because I can't have anybody attacking my husband."

The good news for the Kerleys: Kristal's claws were kept under wraps.

The home fans loved Kerley, who led the 49ers in targets (11), catches (seven) and receiving yards (61) in a 28-0 win over the Rams. Kerley, who also returned two punts for 11 yards, played 54 of 81 snaps and provided one of the 49ers' biggest offensive plays: His diving 18-yard catch on 4th-and-6 in the second quarter sustained a touchdown drive that gave the 49ers a 14-0 lead.

"We picked the guy up two weeks ago and he had seven catches," head coach Chip Kelly said. "If we picked him up last week, he'd probably have 10 if we didn't screw him up."

Yes, Kerley, who recently got a permanent nameplate over his locker, looked comfortable even though he wasn't quite at home. He didn't move from a hotel to his new apartment in Santa Clara until Wednesday. And he spent part of the weekend before kickoff being quizzed on his new playbook by Kristal, a former All-America sprinter at TCU he met in college.

"I'd throw out (plays) to him," Kristal said, "and he'd tell me where he's supposed to move to."

On Aug. 28, the Kerleys, who have children ages 7, 3 and 2, discovered that Jeremy would be moving to the 49ers.

They heard from his agent, Jeff Nalley, who called around 8 a.m. and began by saying he had good news: Jeremy would be leaving a team that was likely to release him to play for a team that had just lost its lone viable slot receiver, Bruce Ellington, to a season-ending hamstring tear.

In addition, he noted Kelly emphasized Kerley's position in the 49ers' no-huddle offense. Jordan Matthews had 152 catches (and 232 targets) as Kelly's slot receiver in Philadelphia from 2014-15.

Kerley quickly became swayed by his agent's good-news pitch: "Knowing Chip Kelly was the head coach and I might have a real chance to be the slot receiver in his offense, it kind of clicked: 'You might be getting the ball. You might want to hop on this.'"



And Kristal provided more reason to feel good about the trade: “My feeling was you’re going from Detroit to Cali. C’mon, you have to smile, right?”

Until Monday, football hadn’t given Kerley much to smile about for over a year.

In 2015, he was phased out of the Jets’ offense after head coach Todd Bowles and offensive coordinator Chan Gailey were hired. Part of the reason was that the new staff preferred bigger-bodied receivers. Kerley, 5-foot-9 and 188 pounds, finished with just 16 catches despite playing in all 16 games.

In March, just 17 months after signing a four-year, \$14 million extension, Kerley was released by the Jets and signed with the Lions. However, Detroit signed former 49ers wide receiver Anquan Boldin just before training camp and Kerley began to get the sense he might be departing Detroit sooner than he expected.

“You’ve got a 14-year vet coming into a team and he really only plays the slot,” Kerley said. “So you already kind of know what it is.”

And it was something Kerley had rarely experienced in his athletic career.

At Hutto (Texas) High, he was a four-year starter at quarterback and defensive back. In baseball, he was a pitcher who also played shortstop and center field. Kerley said his fastball hovered around 94 mph and he received a scholarship offer from Stanford. In track, he was second in Class 3A in the long jump and triple jump as a senior, finishing behind Titans wide receiver Kendall Wright in both events.

His success continued at TCU, where his receiving and returning exploits made him one of the three finalists for the Paul Hornung Award, which is given to the nation’s most versatile player. Then, one year after the Jets selected him in the fifth round in 2011, he had career highs in catches (56) and yards (827), a breakout season that led to his contract extension.

Given that background, he didn’t expect to be released and traded in a five-month span.

“It’s been humbling in the sense I’ve never been through anything like that,” Kerley said. “But for someone who doesn’t know how to handle the situation, it could be demoralizing and that didn’t happen.”

The string of rejection came not long after Kerley was stunned by the death of his “little brother,” Josh Wilson, 25, who was in a single-car accident near Hutto in October 2014. Kerley and Wilson were cousins, but they referred to each other as brothers due to their inseparable bond.

Kerley continued to text Wilson after his death, and the painful loss provided a new perspective on his job. The football-obsessed Wilson, who was also a talented athlete, wasn’t jealous of Kerley’s success, instead reveling in it, and was among his biggest fans. Kristal said Josh lived through Jeremy, who was determined to honor his memory.

Now, with the 49ers, it appears he’ll have plenty of chances to do so.

“For the most part, I didn’t really play for something,” Kerley said. “I just played because I was good at it and it was fun. I never really had a big motivation to go out and prove something to anybody other than myself. ... When he passed, I decided I was going to dedicate myself to play for him. He loved the game so much. Every time I step on the field, I know he’s watching. It’s like, “What would he want me to do?”



Eric Rogers

49ers' WR Eric Rogers making good first impression

By Matt Barrows
Sacramento Bee
May 19, 2016

SANTA CLARA -- Watch Eric Rogers' highlights on YouTube and a theme emerges: High passes seem destined to sail out of bounds until Rogers leaps, stretches and snags the ball out of the air.

The 49ers' new wide receiver had a few of the same during Tuesday's practice, including a pass along the sideline from quarterback Thaddeus Lewis that Rogers snatched from cornerback Kenneth Acker.

"When the ball's in the air, it's mine," he said afterward. "I don't like negative plays."

At 6-foot-3, Rogers is the team's tallest receiver, and he has long arms and leaping ability – he excelled at the triple jump in high school – to accentuate his height. Playing for the Calgary Stampeders last year, he led the Canadian Football League with 1,448 receiving yards and, as a result, was wooed by 16 NFL teams.

The 49ers, who gave Rogers a \$125,000 signing bonus, were his strongest suitor and signed him in January. He made an immediate impression.

"He's huge," fellow receiver Torrey Smith said last month. "He's a very long athlete. His arms touch the floor. He's tall. He stands by us and he's bigger than everyone by a mile."

In another way, however, the 25-year-old Rogers is representative of a 49ers receiving corps that is certain to see plenty of action in coach Chip Kelly's high-intensity offense but that, aside from Smith, has no proven or prolific pass catchers.

The most favorable word to describe the group: intriguing. DeAndre Smelter has excellent size and power, but he's an ex-baseball player who has relatively little football background. Smelter, a fourth-round pick last year, spent his rookie season recovering from an ACL injury and is healthy this offseason.

Bruce Ellington is quick and explosive but has been slowed by hamstring strains and ankle sprains in his career. Quinton Patton, meanwhile, has had nearly as many silly penalties as big plays in his three seasons with the team.

Then there's Rogers, who has starred in two professional football leagues but is looking forward to his first catch in an NFL game.

His route to the 49ers began at Division III California Lutheran in Thousand Oaks, where he became the school's all-time leader in scoring and receiving but attracted only scant interest from the NFL.

Instead, he made a name for himself in 2013 with the Portland Thunder of the Arena League. On his most memorable catch – which can be found on YouTube – he not only leaps over a defender in the end zone but the wall of the end zone. He had 73 receptions for 903 yards and 27 touchdowns that season, which led to a two-year stint in Calgary.

He helped the Stampeders to a Grey Cup title in 2014. Last season, he ran past and leaped over the competition and was named to the CFL All-Star team.

In Kelly's three seasons with the Philadelphia Eagles, the team had two pass catchers each season with at least 800 receiving yards. The 49ers' top receiver last season, Anquan Boldin, had 789 yards. Boldin is a free agent who has had minimal contact with the 49ers since March and prefers to join a playoff contender.



Which is to say: If Kelly's offense is to take off this year, it likely will require the emergence of at least one previously unheralded receiver.

Rogers excelled in the open spaces and expanded end zones of the CFL and has a chance to shine during noncontact drills this spring. The question is whether he can duplicate that success when the pads go on in the summer, the defensive backs become more physical and there is less room to roam.

"I think you have to wait until training camp," Kelly said about his receiver prospects. "... It becomes a different game when you get to training camp and the pads come on and then you get to the preseason games and you really get to make an evaluation of what guys are like in contact."



Eric Rogers

Can a CFL Wideout Spark Chip Kelly's Niners Revolution?

By Robert Klemko
MMQB.com
March 23, 2016

After an exodus of 49ers players in the months following Jim Harbaugh's departure in late 2014, many expected this offseason to feature a flurry of activity aimed at improving the San Francisco roster. The first move came Jan. 20 when Eric Rogers, the CFL's leading receiver from a year ago, picked the rebuilding 49ers and new coach Chip Kelly after a nationwide tour of 16 NFL suitors.

Rogers' story—his journey from Division III to arena football to Canada—is a remarkable one on its face. Yet no one imagined his two-year deal would be the biggest headline in the first three months of the Kelly era. But here we are: Colin Kaepernick sits in limbo as the team ponders its future at quarterback, and the former Eagles coach who dealt away LeSean McCoy and canned DeSean Jackson is preaching patience in roster-building.

"I just think you've got to look at who fits and who's the right fit for your organization," Kelly told reporters last week, after the Niners executed their biggest move in free agency: the signing of middle-of-the-road guard Zane Beadles. "Our guys do a great job of targeting what we want the San Francisco 49ers to be."

It's this conservative and very specific approach to free agency by the Niners, with a surplus of \$60 million to spend, that makes the Rogers signing so unique. Just two hours after news broke of Kelly's hiring in San Francisco on Jan. 14, a 603 area code hit Rogers' phone.

"Chip gave me a call on the way to the airport," Rogers remembers. "He said I was the first person he called."

To Kelly, and awestruck coaches on the nearly two dozen teams which expressed interest this offseason, Rogers represents the latest of late bloomers, and a story of resilience not often seen even at the sport's highest level. He was a zero-star recruit who was meant to go into permanent hibernation at Division III California Lutheran University, but instead emerged as the most NFL-ready Canadian football leaguer since Cameron Wake. (Rogers' \$125,000 Niners signing bonus and \$100,000 base-salary guarantee also make him the most expensive Canadian import since Wake.)

"He loves the game," says 49ers G.M. Trent Baalke. "That really stood out to us. I think he really enjoys playing it. He's competitive, passionate, he works hard at it, and he's a fun guy to be around."

Before Rogers picked an NFL team, Cal Lutheran head coach Ben McEnroe fielded numerous calls from incredulous coaches and executives digging for the truth. Surely, they thought, Rogers must have some deep, dark secret that kept him off the radar of bigger programs. Six-foot-three 25-year-olds who can jump out of the gym and run clean routes don't just appear out of thin air.

"They've asked me, how did you get this guy?" says McEnroe, "In our program, we can't look at kids and say what can he contribute immediately. We have to look at what kind of player he can grow into. He wasn't even the best player on his high school team, but you can't coach 6-3."

The height is what helped get Rogers recruited to Division II Chadron State, the Nebraska school that produced Chargers running back Danny Woodhead in 2008. Chadron was the only scholarship option after Rogers finished his only high school varsity season with 22 catches. He accepted a scholarship in 2009 without ever visiting Chadron State, then quickly came to regret his decision. Cal Lutheran, a suburban campus in Thousand Oaks located a dozen miles from Malibu's horse trails, had a coaching connection with his high school—recruiting coordinator Anthony Lugo is the son of Rogers' head coach at the first of two Los Angeles-area high schools the Glendora, Calif., native attended. The NFL wasn't on



Rogers' radar; he wanted to be a police officer, and he wanted to stay close to home. "I wasn't really planning on playing football after college," he says.

So Chadron State released Rogers from his commitment, and he enrolled at Cal Lutheran. Rogers weighed about 175 pounds and was limited as a route-runner, but the high school long-jumper was magic with the ball in the air, and in his hands.

"At one point he's the best player in Division III football," Rogers' coach recalls, "and he's asking me which cleaner to use to get heavy grass stains out."

Division III meant Rogers needed money for school. His mother, Carrie Barron, raised three children on a home nurse's salary. Rogers never had a close relationship with his father, who is currently incarcerated. A family friend helped out with his freshman tuition: "As long as you're doing your job," she would tell him, "God will take you the rest of the way." At Cal Lutheran, Rogers took out numerous student loans, applied for financial aid and worked in the cafeteria, swiping meal cards. He also played intramural basketball.

"One day during his freshman year, half the campus came to my office to tell me about this dunk in an intramural game," McEnroe says. "It was legendary by lunchtime."

Well aware of that athletic potential, McEnroe grew frustrated with his offensive coaches' inability to get Rogers more touches. "I kept telling the offensive coordinator, Dumb it down and find a way to get this guy the football. In the middle of the season we were in a meeting and I threw a bunch of stuff off the table and said, Find a way."

They found a way. That first year, in 2009, Rogers caught 25 balls for 398 yards. The next season he caught 62 for 817. As a junior: 42 for 948. And then finally, as a senior in 2012, Rogers caught 91 passes for 1,298 yards and 18 touchdowns, earning D-III All-America honors. He says the thought of transferring to a scholarship program never occurred to him after any of his first three seasons because Lutheran had been a perfect fit. "I transferred in high school so I never really felt like I had a home before I got to college," Rogers says.

Plus, he was wildly popular on campus as the guy who worked the cafeteria line and caught touchdowns in his spare time. By his senior season, Rogers was going for 100 yards and a score or two on Saturdays and cleaning the game uniforms in the industrial washers in the football building on Sunday mornings for \$40 a week.

"You parted the colors and whites the night before," Rogers says. "So it would take between three and four hours on Sunday and Monday."

Says McEnroe: "At one point he's the best player in Division III football, and he's asking me which cleaner to use to get heavy grass stains out."

Still a relatively unknown commodity among NFL teams, Rogers didn't hear his phone ring until the seventh round of the 2013 draft, when the Cowboys were corralling undrafted free agents.

Eric Rogers was in Cowboys camp in 2013 as an undrafted free agent but was cut before the season started.

He went to Oxnard, Calif., where the Cowboys hold training camp, but scratched for reps at the bottom of the depth chart. Three days before the final preseason game, he went up for a ball in a one-on-one drill with fourth-round rookie cornerback B.W. Webb and landed awkwardly on his hip, suffering a pointer. The Cowboys medical staff gave him a numbing shot after practice. Rogers said coaches told him they hadn't seen enough, so he ought to play through it. (The Cowboys declined to comment on Rogers' assertion.) He did, taking pain medication just to get through practice. It wasn't enough. After he was released, the Packers brought him in for a tryout. He never heard back. So he went back to SoCal and figured it was



over. While his agents, Cameron Weiss and Joe Barkett, fished around for opportunities, he took a job packing UPS trucks in Commerce, Calif.

“That was the lowpoint,” he says. “Seven a.m. every day. I didn’t mind the work; I just knew I could play somewhere.”

A fire was lit. He signed with the AFL’s Portland Thunder in 2014, embracing the narrow field and padded walls. There was one spectacular catch, in May against the Arizona Rattlers, that Rogers believed changed his life. He cut to the left corner of the end zone in a game the Thunder would lose by a wide margin and climbed the wall for a too-high pass, vaulting over the camera guy and sending numerous beers into orbit. SportsCenter noticed. Said the late Stuart Scott: “How about Eric? Over the camera guy... the Russian judge gave him a 9.9 on the dismount.”

Six weeks later the Calgary Stampeders and then-assistant general manager John Murphy came calling. Rogers found himself at the bottom of another depth chart, but this time he was ready. He stayed after practice with backup quarterbacks, adjusting to the far-wider CFL fields and a bigger playbook. Then, during the third week of practice, Rogers got a life-changing call. His ex-girlfriend was having his daughter back in California. She and Rogers were on good terms, and he wanted to be there for the birth, but he decided he couldn’t risk it.

“He didn’t tell us about that for months,” Murphy says. “We would’ve let him go see the birth, of course. Later on, he told us he was just scared to death to lose the opportunity.”

Says Rogers: “If I had to do it over I would’ve waited a few weeks before going up to Canada.” Instead, he played special teams for three months, fought for offensive practice reps and kept his mouth shut.

“He’s probably sitting there wondering why he left the arena league. Normally I’m getting calls from the agents or I’ve got the player asking when is he going to play,” Murphy says. “Not with these guys. He just kept working.”

That particular anecdote must have been music to the ears of someone like Chip Kelly, whose bid to build a team-first culture in Philadelphia was derailed by in-fighting, with management taking parting shots at his communication skills.

In November 2014, while Kelly was still in good graces with a playoff-bound Eagles team, the Stampeders entered the Western Division Final with two key injuries among receivers. Rogers sprung to action and delivered three catches for 60 yards and two scores.

“You could see the work he was putting in behind the scenes come alive,” Murphy says. “Time after time the stage wasn’t too big for him. We had to make some difficult choices that offseason.”

The Stampeders parted ways with a popular veteran receiver and put Rogers in the starting lineup in 2015, with spectacular results: 87 catches for 1,448 yards and 10 touchdowns in 17 games. Along the way he built the same kind of cult following he’d attracted at Cal Lutheran as the All-America cafeteria guy. TSN ran a feature playing off his name and agreeable nature—Mr. Rogers’ Neighborhood—complete with button-up sweater.

A total of 23 NFL teams came calling. First he heard from San Francisco (pre-Chip Kelly), Indianapolis, Philadelphia and Miami. Then everybody. Two years after being shuffled out the door in Dallas, Rogers was the most athletic, prolific and sought-after guy in the CFL. How had the Cowboys screwed this up?

“We’re seeing it more and more,” Murphy says. “This new NFL [collective bargaining agreement] cut down the time the teams have with players, and it hurts their evaluation and allows us to get our hands on better players.”



Early in the 2015 season, San Francisco assistant director of pro personnel Quentus Cumby brought Rogers to the attention of Baalke, who immediately put his hat in the ring. "This is a very rare case," Baalke says. "Its not unheard of that small-school players make it in the NFL. But this is a young man who comes out of college not highly coveted, then works his way into the arena league, then up to the CFL, then the NFL. You can't find stories like that."

Kelly, coveter of big receivers, was prepping for a Week 15 game pitting the 6-7 Eagles against the playoff-bound Cardinals when Rogers came to visit. Rogers had a two-hour meeting with Eagles staff that Friday. Kelly was there for the last 30 minutes; most of the head coaches in other cities didn't offer nearly that much face time.

"I wrote that down in my notes," Rogers says. "I was very appreciative of that."

Kelly was canned 13 days later. After the Black Monday firings shook out, Rogers narrowed his choices to the Vikings, Jets and 49ers. He chose San Francisco, located in his home state, an organization that liked him earlier than most, and a coach who had shown, by far, the most interest. With his \$125,000 signing bonus, Rogers back-burnered his student loans (he estimates them to be \$35,000) and bought his mom a black SUV.

When he takes his first NFL snap he will have caught, since his high school graduation, 389 passes for 5,961 yards on three different teams in two countries. He harbors no resentment for the Cowboys, Packers or even the Calgary coaches who failed to unleash him on the CFL for months in the fall of 2014. He joins a team badly in need of wide receivers. More importantly, he joins a team reeling from defections and in desperate need of an identity.

"There were always deficiencies in my game, and there still are," Rogers says. "There are always ways to get better. But a lot of success depends on opportunity. I feel like I'm really getting an honest shot here."



Shayne Skov

Shayne Skov Hosts Football Camp in Mexico with Corey Lemonier

By Tyler Emerick
49ers.com
March 16, 2016

Earlier this year, the NFL announced that it would return to Mexico in 2016 for the first regular season game played south of the border in more than a decade.

But before the Oakland Raiders and Houston Texans square off at Azteca Stadium next fall, a couple San Francisco 49ers traveled to Mexico to promote the game on a grassroots level.

Shayne Skov, a San Francisco native who grew up in Guadalajara and speaks fluent Spanish, recruited fellow 49ers linebacker Corey Lemonier to help host a football camp for kids in Mexico City last weekend.

Skov first learned how to play football in Mexico and returns every year to give back to the community.

“It is difficult to get to the NFL, but we have seen in recent years several Latin players who have had a chance,” Skov told a local newspaper. “I believe that with the growth of the sport, we will see more.”

The 49ers were involved in the last NFL regular season game in Mexico, a 2005 matchup with the Arizona Cardinals.



Torrey Smith

Torrey Smith reflects on Ali, not afraid to speak his mind

By Matt Maiocco
CSNBayArea.com
June 8, 2016

Nearly four years ago, Torrey Smith met Muhammad Ali.

It was September 2012, and Ali visited the practice facility of the Baltimore Ravens when he was in the area for a fund-raiser. Smith, a second-year NFL player, was thrilled to be in the presence of Ali, the three-time heavyweight champion and a champion of human rights.

"It was awesome," Smith said. "All of us were starstruck. You see Ray Lewis starstruck. Guys were like, 'Man, this is Ali.' He's a greater man, and he means more to all of us out of the ring than in it, and that says a lot about him."

Ali passed away Friday in Phoenix, Arizona. He was 74. Smith posted a photo he took with Ali on social media and wrote the following:

Still can't believe I had the opportunity to meet this man...words can't describe how much I admired his confidence and work outside of the ring...it's important to recognize those who paved a way for you...and those who helped change the way folks view you...Muhammad Ali helped make this world a better place...Thank You!!!! RIP

On Tuesday, Smith said 49ers players and coaches have talked about some of Ali's quotes since getting back together for the final week of the team's offseason workout program.

"Everyone is affected by Ali in some way, shape or form, especially an athlete," Smith said. "And myself as a young, African-American male, I can appreciate everything he's done for, not only other African-Americans, but people in the world, in general.

"Since he's passed away, there've been so many new stories I've read and things I never knew about him."

Smith was born in 1989, eight years after Ali retired from boxing and five years after he was diagnosed with Parkinson's disease. Still, the influence has been great.

As he enters his second season with the 49ers, Smith has made it a priority to be a valuable member of society off the field.

In 2014, he was nominated for the Walter Payton NFL Man of the Year. Smith created the Tevin Jones Memorial Scholarships Fund to provide scholarships for deserving high school seniors. The fund was named in memory of his brother, who passed away in 2012. And the Torrey Smith Foundation provides resources and opportunities for at-risk youth in Baltimore.

And Smith is not shy about speaking his mind via social media on any topic.

Within the past week, Smith has expressed support for the victim of former Stanford swimmer Brock Turner, who was convicted of sexually assaulting an unconscious woman. He has been critical of the judge who sentenced Turner to six months in jail.

Smith has also questioned people who respect presumptive Republican presidential nominee Donald Trump "as a man or a politician."



“Part of it is being myself,” Smith said. “I never want to say anything that’ll put the team in jeopardy. As long as I have a disclaimer in my bio that my thoughts and opinions are not those of the 49ers, I’ll talk about whatever.”

“There will be times when I talk about something on Twitter, and I’ll come in here and have a discussion with Jed (York) about it. Just open dialogue, ‘What do you think about this?’ Things that are going on in society or things that are going on here. It’s pretty cool. It’s all communication, as long as I’m not out here doing anything crazy.”



Torrey Smith

Torrey Smith Walks Runway to Help Animal Shelter

By Tyler Emerick
49ers.com
May 17, 2016

When the Niners signed Torrey Smith to a five-year deal last offseason, general manager Trent Baalke pointed to the wideout's outstanding reputation in the community as one of the reasons the club felt comfortable offering a long-term contract.

"There's not one person that has a negative thing to say about Torrey Smith," Baalke said at the time.

A year later and Smith has certainly lived up to his billing. Since this February alone, the wide receiver has hosted a charity basketball game, delivered supplies to fight the Flint water crisis and donated money to flash-fund school programs in east Baltimore.

This past weekend, Smith was at it again. The 27-year-old, along with his wife, son and nephew, participated in Pawject Runway – a fashion show featuring dogs and cats available for doption.

All proceeds from the event went to benefit the Baltimore Animal Rescue and Care Shelter. Check out photos from the show below.



Torrey Smith

49ers WR Torrey Smith Hosts Annual Charity Basketball Game

By Taylor Price
49ers.com
April 4, 2016

Torrey Smith's football career may have brought him to the Bay Area, but that doesn't mean he's forgotten about where he came from. One of Baltimore's favorite sons returned home this past Saturday for his annual charity basketball game.

The San Francisco 49ers wide receiver was joined by some of his peers around the NFL, including a few former teammates with the Baltimore Ravens. One of those in attendance was Smith's old quarterback, Joe Flacco, who didn't play in the game but showed up to support his friend.

"It's important to be here because of Torrey. He's just an awesome guy," Flacco told the Baltimore Sun. "What he did for this community and what he continues to do — he comes back here a ton — I love Torrey to death.

"He'll always be a part of what I consider Baltimore because we had such a great run together."

All proceeds from the game benefitted the Torrey Smith Foundation, which has the mission of providing Baltimore's youth with the tools they need to identify, unleash and reach their full potential.

"One thing I take a lot of pride in, and I said that when I left, I didn't want to be a guy that is committed to the city when you are there, and then when you leave, you forget about it," said Smith, who also played collegiately at the University of Maryland. "Baltimore is home for us now. To have a fun event like this and also raise money for the foundation, which gives back to kids in the city, is a blessing."

Smith's "red team" won the game, and the host of the event even showed off his athleticism with a few highlight-reel dunks.

The receiver did vow to the 49ers Faithful that next year the event would be scheduled at a time when his current teammates could attend. This year's game was scheduled before San Francisco hired Chip Kelly as head coach, moving the start of the team's offseason program to April 4.

The Ravens website put together a video recap of the event. Here are some other highlights from the game via social media.



Torrey Smith

NFL players Justin Forsett, Torrey Smith help students cope with Flint water crisis

By Eric Woodyard
MLive.com
February 10, 2016

FLINT, MI – Two surprise guests arrived in Miss Jeanette Rousseau's SAT Prep classroom around 11 a.m. at Flint Southwestern Classical Academy.

"Miss J" welcomed NFL players Justin Forsett (Baltimore Ravens) and Torrey Smith (San Francisco 49ers) into Room 30.

The longtime Flint Community Schools English teacher greeted them in her Seattle Seahawks sweatshirt as they motivated and comforted local students in five classrooms dealing with the water crisis.

"It's absolutely wonderful to see all the support from the celebrities taking time out of their life to come out and support a small town," said Rousseau, also respected as NFL running back Thomas Rawls' favorite teacher at Flint Northern.

"Flint is not that big in the grand scale of things, and they're coming and supporting us," she continued.

Newly retired Seahawks running back Marshawn Lynch also was expected to make the trip but had a change of plans at the last minute, according to Forsett.

Southwestern junior Deron Irving-Bey, 16, wasn't afraid to stand up and answer questions about the water crisis from Forsett and Smith in Miss J's class.

"We're living out of a bottle, really," said Irving-Bey, a three-year varsity football player for the Knights.

"I'm glad that people are finally concerned about our problems in Flint," he added. "I'm kind of hurt that things had to get worse for things to get better."

Smith and Forsett also spent time at Flint Northwestern, Loving Hands Adult & Senior Care, and enjoyed lunch at Arby's restaurant – which was broadcasted live on Periscope.

Forsett and Smith were part of nearly two dozen NFL players that donated \$100,000 worth of ShowerPill anti-bacterial body wipes and water to Flint residents. The products are being distributed through the United Way of Genesee County for high schools and senior centers.

Forsett also appeared on Tuesday's ESPN Outside the Lines episode that was devoted entirely to the Flint water crisis. As a former Seahawk, and close friend of Lynch, Forsett said he now sees why Rawls and Mark Ingram of the New Orleans Saints both play with such ferociousness on the field being from Flint. Ingram's mother, Shonda, is in charge of distributing the ShowerPill wipes at Northwestern.

"This is a blue-collar city with a strong work ethic," Forsett said. "Just hearing stories about what kind of guy Thomas Rawls is, and how this guy came in hungry, humble and ready to work since Day 1 in camp when the odds were stacked against him.

"Then Mark with all of his success, you can see that this has definitely affected them in a positive way."

Both Smith and Forsett arrived in town early Wednesday. Their Flint visit started from an old Twitter conversation, and they initially didn't want any media tagging along for the scheduled events.

"Everyone and their mom wanted to come, but we just wanted to keep it personal and keep it genuine," Smith said. "It's not about that."



Riding around town in the snowy, 19-degree weather was humbling to Smith. Being so close to people that are really being affected by toxic water was surreal, but he's committed to being a part of the change.

They both said this won't be their last time coming to Flint.

"Just looking around, you don't know which one of these houses or buildings is affected by this," Smith said. "And more so it makes me mad at the people that are running the place.

"It's just very unfortunate with the poor leadership. We just want to let them know that someone cares and it's not for show."



Jaquiski Tartt

Jaquiski Tartt 'showed them' for Samford in his first NFL season

By Mark Inabinett
AL.com
July 14, 2016

Until the San Francisco 49ers selected safety Jacquiski Tartt with the 46th pick in 2015, the earliest a Samford player had been taken in the NFL Draft was with the 162nd choice, where the New Orleans Saints took cornerback Corey White in 2012.

So it's understandable Tartt thought he would have doubters.

"I feel I had a pretty good year as far as a rookie because I exceeded a lot of expectations," Tartt said. "Just from me being from Samford, I just felt like there were some that didn't think I was able to play on the next level. In my head, I think they thought I would mess up once I got out there and not be able to perform. But I feel like I showed them."

Tartt started eight of 15 games before missing the final contest with an injury. He made 64 tackles, including two sacks, and intercepted a pass. Tartt was on the field for 63.2 percent of San Francisco's defensive plays, which ranked fifth among the 49ers' defensive backs.

"I wish I was able to start the first game of the season, but I wasn't able to," Tartt said. "I was in different packages and played as much as I could."

Tartt's showing perhaps helped former Samford teammate James Bradberry's stock in the 2016 NFL Draft. The Carolina Panthers picked the cornerback in the second round with the 62nd overall choice on April 29.

Tartt and Bradberry are former Alabama prep standouts – Bradberry at Pleasant Grove and Tartt at Davidson in Mobile, although he played football only in his senior season with the Warriors.

"He's a good friend of mine," Tartt said of Bradberry. "Once I got adjusted, I told him, 'You're next.' Once my rookie year was over, I told him, 'It's the same. You've just got to apply yourself, and everything will fall in place.'"

Bradberry isn't Tartt's only good friend in the NFL. When he joined the 49ers, Tartt reunited with former Davidson teammate Jimmie Ward. Also a defensive back, Ward was San Francisco's first-round choice in the 2014 NFL Draft.

"That's my dude," Tartt said of Ward. "It's a great feeling to have him out there with me. I'm not down much, but if I mess up on a few plays or are just not being consistent how I want to, I'm like, 'I'm tripping, man. Get me right. Let me know what I'm doing wrong.' And he's right there to help me out."

Tartt reached his single-game high of seven tackles against the Cleveland Browns on Dec. 13. He made his first NFL interception in that game, too, returning the pick 25 yards.

Tartt said the interception was one of the highlights of his rookie campaign, made more memorable because it came off 2012 Heisman Trophy winner Johnny Manziel.



"Being able to get my first interception off Johnny Manziel, a kid I used to watch every Saturday making so many plays," Tartt said. "And I got an interception off him. It was a crazy feeling. And I was able to hit (running back) Marshawn (Lynch) for a tackle for loss in garbage time when we played the Seattle Seahawks at home. So that felt good."

One reason that Tartt got so much playing time as a rookie was safety Antoine Bethea's injury, which limited him to seven games in 2015. Bethea returns for an 11th NFL season and is projected to return to the starting lineup, paired with Eric Reid. Tartt figures to work as San Francisco's third safety, a position getting more and more field time around the NFL.

"I think, right now, he's just young," San Francisco defensive-backs coach Jeff Hafley told the 49ers' official web site about Tartt. "He hasn't played a lot of football at this level, so we're teaching him the game a little bit. He's another guy who has size, skill set and versatility to do a lot of different things. With him, it's just teaching him, pushing him on the field and working on his fundamentals. Hopefully, we'll be able to develop and use him in a lot of ways. ... He's physical enough to go down in the box. He's shown range to play in deep zones, and he's got coverage ability. He's very explosive."

The 49ers report for training camp at the SAP Performance Facility in Santa Clara, California, on July 30.

Tartt said he's "just taking it day by day, trying to get better every day."

Tartt used his break between San Francisco's offseason program and the start of training camp to hold a free Next Level Football Camp for youngsters in Mobile on Saturday.



Jaquiski Tartt

San Francisco 49ers safety Jaquiski Tartt fulfills goal with free football camp in Mobile

By Mark Inabinett
AL.com
July 8, 2016

Former Davidson High School and Samford standout Jaquiski Tartt knew what he wanted to do if he made it to the NFL, and he's wasted no time putting his plan into action.

Last year, San Francisco selected Tartt in the second round of the NFL Draft, and he started half the 49ers' games as a rookie.

What did Tartt want to do now that he'd made it to the top rung of the football world? Buy a fancy car with a sound system that could be heard on the moon? Purchase a large house with a swimming pool in the shape of his team's logo?

He wanted to hold a free football camp, and that'll take place on Saturday at Herndon/Sage Park.

"Back in college, my friend Jeremy Towns, who played football with me at Samford, he was doing a Next Level Football Camp in Birmingham," Tartt said, "and I helped volunteer one year, and I loved everything about it. I always wanted to do one of those camps just because everything I experienced at that camp made me want to. After I got drafted by the 49ers, I let them know: Probably next summer, I want to do a Next Level Football Camp. So that's how that came about."

The camp for youngsters from 8 to 17 years old will be held from 9 a.m. to 2 p.m. Saturday at Herndon/Sage Park at 2900 Dauphin Street in Mobile. Campers can register online.

Next Level is a group of former college athletes who hope to influence at-risk Alabama youngsters so they make the choices that will get them to the "next level" in their lives.

Tartt said he would have a message for the campers on Saturday.

"I hope they get a lot of motivation and confidence, that whatever they go through in life, they can still have the motivation and confidence to get through it," Tartt said. "For me, I went to a small school. I wasn't heavily recruited. So I can talk to them and let them know it doesn't matter your background or what school you go to, whatever your goal is, you can achieve it no matter what as long as you put God first."

Tartt had an unlikely journey to the NFL. His football "career," which started at Peters Park, appeared over when he stopped playing in the sixth grade. At Davidson, Tartt played basketball.

But he returned to football for his senior season with the Wildcats. That led him to Samford, where he earned All-American recognition in three seasons.

Tartt became the first Samford player to participate in the Senior Bowl back in his hometown. He was the sixth Samford player drafted by the NFL and the earliest pick from the Bulldogs at No. 46 overall.

Tartt's football camp will come with a bonus: He's scheduled to be presented with the key to the city on Saturday.

"It seems like yesterday I was in college my freshman year and they were asking: What will you be doing in five years?" Tartt said. "That was a hard question to answer. What will I be doing in five years? If anybody would have told me I would be getting a key to the city of Mobile, I'd have thought they were crazy. It's a wonderful feeling. It's probably one of the best achievements or awards I've ever received in my life."



Jimmie Ward

Jimmie Ward doing some of everything in San Francisco 49ers' secondary

By Mark Inabinett
AL.com
May 25, 2016

San Francisco defensive back Jimmie Ward doesn't care where he plays in the 49ers' secondary as long as he does.

"As long as I'm on the field, I'm good," Ward said.

Ward was an All-American selection at safety by Sports Illustrated and USA Today as a senior at Northern Illinois. When the former Davidson High School star went to the 49ers with the 30th pick in the 2014 NFL Draft, San Francisco targeted him as a slot or nickel cornerback.

A foot injury cut Ward's rookie season in half. Last season, seeing action at nickel corner and safety, he played in every game, starting half of them. Ward had a three-game stretch in December when he was rated the top cornerback in the NFL by the analytics web site Pro Football Focus, giving up just 10 yards to his receivers and returning an interception for a touchdown.

When San Francisco started its Organized Team Activities last week under a new coaching staff, Ward lined up with the first-team defense as an outside cornerback, then slid into the slot for the 49ers' nickel package. That came after he'd played safety and slot during San Francisco's voluntary minicamp in April.

"I'm a versatile player," Ward said. "I was drafted as a DB, so really I'm just showing how valuable I am as a player. ..."

"It's new coaches, and so they were wanting to see everything I can do. The more you can do, the better off you are. Basically, I'm getting reps everywhere, but I'm working more with the corners and the footwork really to get me right in pressing and man techniques."

Ward had a rough rookie season as he adapted to a new position in the NFL while dealing with an injury. Last season, he had more highlights, including a 29-yard interception return for a touchdown against the Chicago Bears on Dec. 6 and his first career sack against the Cincinnati Bengals on Dec. 20. Ward recorded the sack against former youth football teammate AJ McCarron. They played together for the Municipal Park Raiders in Mobile.

"Just being able to play elite wide receivers and being successful in some of those games really builds confidence up," Ward said of his 2015 campaign. "Coming off a rookie year being hurt and all that, you kind of lose confidence. But I worked real hard, stayed in the film room and tried to build that back up."

Ward won the 2015 Matt Hazeltine Award as San Francisco's most courageous and inspirational defensive player.

On the 49ers, Ward plays with former Davidson High School teammate Jaquiski Tartt, who is a safety. The pair trained together in Gulf Breeze, Fla., during the offseason.

"It's more than just teammates," Ward said of Tartt. "It's more of a brotherhood thing because we talk about stuff on and off the field."