

NEW ENGLAND PATRIOTS

GAME RELEASE



REGULAR SEASON WEEK 7

NEW ENGLAND PATRIOTS AT PITTSBURGH STEELERS



MEDIA SCHEDULE

WEDNESDAY, OCTOBER 19

8:15 a.m.	Media Check-In at Blue Gate and Media Workroom Opens
9:00-9:15 a.m.	Bill Belichick Press Conference
11:45 a.m.-12:30 p.m.	Player Availability (Open Locker Room)
Approx. 12:45 p.m.	Media Availability at Practice
TBD	Steelers Player Conference Call
12:55 p.m.	Mike Tomlin Conference Call

THURSDAY, OCTOBER 20

11:00 a.m.	Media Check-In at Blue Gate and Media Workroom Opens
11:45 a.m.-12:30 p.m.	Player Availability (Open Locker Room)
Approx. 12:45 p.m.	Media Availability at Practice

FRIDAY, OCTOBER 21

8:30 a.m.	Media Check-In at Blue Gate and Media Workroom Opens
9:15-9:30 a.m.	Bill Belichick Press Conference
Approx. 11:35 a.m.	Media Availability at Practice
Approx. 1:15 p.m.	Player Availability (Open Locker Room)

SATURDAY, OCTOBER 22

Team Travel to Pittsburgh - No Media Availability

SUNDAY, OCTOBER 23

4:25 p.m. Patriots at Pittsburgh Steelers

2016 PATRIOTS SCHEDULE

REGULAR SEASON (5-1)

Sun., Sept. 11	at Arizona	23-21	W
Sun., Sept. 18	Miami	31-24	W
Thu., Sept. 22	Houston	27-0	W
Sun., Oct. 2	Buffalo	0-16	L
Sun., Oct. 9	at Cleveland	33-16	W
Sun., Oct. 16	Cincinnati	35-17	W
Sun., Oct. 23	at Pittsburgh	4:25 p.m.	CBS*
Sun., Oct. 30	at Buffalo	1:00 p.m.	CBS*
Sun., Nov. 6	BYE WEEK		
Sun., Nov. 13	Seattle	8:30 p.m.	NBC*
Sun., Nov. 20	at San Francisco	4:25 p.m.	CBS*
Sun., Nov. 27	at N.Y. Jets	8:30 p.m.	NBC*
Sun., Dec. 4	Los Angeles	1:00 p.m.	FOX*
Mon., Dec. 12	Baltimore	8:30 p.m.	ESPN
Sun., Dec. 18	at Denver	4:25 p.m.	CBS*
Sat., Dec 24	N.Y. Jets	1:00 p.m.	CBS
Sun., Jan. 1	at Miami	1:00 p.m.	CBS*

*Game time and network subject to possible flexible scheduling adjustment

2016 AFC EAST STANDINGS

TEAM	W	L	T	PCT.	PF	PA
NEW ENGLAND	5	1	0	.833	149	91
Buffalo Bills	4	2	0	.667	162	103
Miami Dolphins	2	4	0	.333	118	134
New York Jets	1	5	0	.167	95	164

GAME SUMMARY

NEW ENGLAND PATRIOTS (5-1) at PITTSBURGH STEELERS (4-2)

Sunday, Oct 23, 2016 • Heinz Field (68,400) • 4:25 p.m. ET

The New England Patriots will play against the AFC North for the third straight week this Sunday when they travel to Pittsburgh to play the Steelers. The Patriots beat the Browns at Cleveland, 33-16 and then beat Cincinnati last Sunday at Gillette Stadium, 35-17.

This week's game will be the first of two straight road games for New England. Following the Pittsburgh game, the Patriots will travel to face the Buffalo Bills.

Since Robert Kraft purchased the team in 1994, the Patriots have the best road record in the NFL with a 108-70 mark. The Patriots are 2-0 on the road in 2016 after a 23-21 win at Arizona on Sept. 11 and the 33-16 win at Cleveland on Oct. 9.

BROADCAST INFORMATION

TELEVISION: This week's game will be broadcast by **CBS** and can be seen locally on **WBZ-TV Channel 4** in Boston. **Jim Nantz** will handle play-by-play duties with **Phil Simms** as the color analyst. **Tracy Wolfson** will work the sidelines. The game will be produced by **Lance Barrow** and directed by **Mike Arnold**.

NATIONAL RADIO: This week's game will be broadcast to a national audience on **Sports USA**. **Larry Kahn** and **Mark Carrier** will call the game. **Troy West** will work the sidelines.

LOCAL RADIO: **98.5 FM, The Sports Hub**, is the flagship station for the Patriots Radio Network. Play-by-play broadcaster **Bob Succi** will call the action along with former Patriots quarterback **Scott Zolak**, who will provide color analysis. Produced by **Marc Cappello**.

BRADY APPROACHING WINS RECORD

New England Patriots quarterback Tom Brady is four wins away from tying Peyton Manning and five wins shy of becoming the winningest quarterback in NFL history.

MOST CAREER WINS BY AN NFL QUARTERBACK (REGULAR SEASON AND POSTSEASON)

Quarterback	Teams	Wins
Peyton Manning	IND/DEN	200 (186 reg. season/14 postseason)
Brett Favre	ATL/GB/NYJ/MIN	199 (186 reg. season/13 postseason)
Tom Brady	NE	196 (174 reg. season/22 postseason)
John Elway	DEN	162 (148 reg. season/14 postseason)

WEEK 7 HIGHLIGHTS

PAGE 22: A look back at the 2001 AFC Championship matchup against the Steelers in honor of the 15th anniversary of the 2001 season.

PAGE 24: Since the start of 1994 when Robert Kraft purchased the team, the Patriots have the best regular-season road record in the NFL.

PAGE 30: The Patriots have set a new franchise interception record.

PAGE 47: Rob Gronkowski is inching closer to the franchise touchdown record.

MEDIA CONTACTS

PATRIOTS MEDIA RELATIONS OFFICE: 508-384-4203

Stacey James, Vice President of Media Relations, staceyj@patriots.com, 508-326-6868
Aaron Salkin, Director of Media Relations, aarons@patriots.com, 508-326-6870
Michael Jurovaty, Asst. Director of Media Relations, mjurovaty@patriots.com, 508-326-6187
Cecily Faenza, Social Media Manager, cecilyf@patriots.com, 774-254-7917
Mark Robbins, Media Relations Coordinator, markr@patriots.com, 508-431-7175

GILLETTE STADIUM • ONE PATRIOT PLACE • FOXBOROUGH, MA 02035

TEL: 508-384-9105 • FAX: 508-543-9053

PATRIOTS.COM • HTTP://MEDIA.PATRIOTS.COM





2016 OFFENSIVE STATISTICS

WON 5, LOST 1

09/11	W 23-21	at Arizona	64,864
09/18	W 31-24	Miami	66,829
09/22	W 27-0	Houston	66,829
10/02	L 0-16	Buffalo	66,829
10/09	W 33-13	at Cleveland	67,431
10/16	W 35-17	Cincinnati	66,829
10/23		at Pittsburgh	
10/30		at Buffalo	
11/13		Seattle	
11/20		at San Francisco	
11/27		at New York Jets	
12/04		Los Angeles	
12/12		Baltimore	
12/18		at Denver	
12/24		New York Jets	
01/01		at Miami	
		N.E.	Opp.

TOTAL FIRST DOWNS	125	124
Rushing	41	33
Passing	72	82
Penalty	12	9
3rd Down: Made/Att	35/83	34/77
3rd Down Pct.	42.2	44.2
4th Down: Made/Att	3/5	1/7
4th Down Pct.	60.0	14.3
POSSESSION AVG.	30:58	29:02
TOTAL NET YARDS	2323	2082
Avg. Per Game	387.2	347.0
Total Plays	390	387
Avg. Per Play	6.0	5.4
NET YARDS RUSHING	719	552
Avg. Per Game	119.8	92.0
Total Rushes	188	148
NET YARDS PASSING	1604	1530
Avg. Per Game	267.3	255.0
Sacked/Yards Lost	12/74	11/73
Gross Yards	1678	1603
Att./Completions	190/133	228/148
Completion Pct.	70.0	64.9
Had Intercepted	0	4
PUNTS/AVERAGE	27/44.6	29/43.7
NET PUNTING AVG.	27/42.2	29/37.9
PENALTIES/YARDS	38/339	35/291
FUMBLES/BALL LOST	12/4	8/4
TOUCHDOWNS	17	11
Rushing	7	3
Passing	10	8
Returns	0	0

* SCORE BY PERIODS	Q1	Q2	Q3	Q4	OT	PTS
TEAM	53	24	46	26	0	149
OPPONENTS	14	23	24	30	0	91

* SCORING	TD-Ru	Pa	Rt	K-PAT	FG	S	PTS
Gostkowski	0	0	0	16/17	9/12	0	43
Blount	6	6	0	0	0	0	36
Bennett	4	0	4	0	0	0	24
Amendola	2	0	2	0	0	0	12
J. White	2	0	2	0	0	0	12
Brissett	1	1	0	0	0	0	6
R. Gronkowski	1	0	1	0	0	0	6
Hogan	1	0	1	0	0	0	6
Hightower	0	0	0	0	1	2	
TEAM	17	7	10	0	16/17	9/12	2 149
OPPONENTS	11	3	8	0	10/10	5/7	0 91

2-Pt Conv: TM 0-0, OPP 0-1 SACKS: Sheard 3.5, M. Brown 2, Hightower 1.5, Branch 1, Collins 1, Long 1, Valentine 1, TM 11, OPP 12 FUM/LOST: Brissett 3/1, Amendola 2/1, Blount 2/1, Garoppolo 2/1, C. Jones 2/0, Edelman 1/0

* PASSING	Att	Cmp	Yds	Cmp%	Yds/Att	TD	TD%	Int	Int%	Long	Sack/Lost	Rating
Brady	75	57	782	76.0	10.43	6	8.0	0	0.0	63	4/21	135.5
Garoppolo	60	42	496	70.0	8.27	4	6.7	0	0.0	37t	2/7	117.1
Brissett	55	34	400	61.8	7.27	0	0.0	0	0.0	58	6/46	83.9
TEAM	190	133	1678	70.0	8.83	10	5.3	0	0.0	63	12/74	114.8
OPPONENTS	228	148	1603	64.9	7.03	8	3.5	4	1.8	39	11/73	89.9

* RUSHING	No.	Yds	Avg	Long	TD
Blount	119	439	3.7	41t	6
J. White	24	92	3.8	16	0
Brissett	16	83	5.2	27t	1
Edelman	8	39	4.9	9	0
Foster	7	24	3.4	7	0
Brady	4	16	4.0	10	0
Garoppolo	6	9	1.5	10	0
Bennett	1	6	6.0	6	0
Slater	1	5	5.0	5	0
Bolden	1	4	4.0	4	0
Hogan	1	2	2.0	2	0
TEAM	188	719	3.8	41t	7
OPPONENTS	148	552	3.7	45	3

* RECEIVING	No.	Yds	Avg	Long	TD
Edelman	28	261	9.3	23	0
Bennett	26	362	13.9	58	4
J. White	25	212	8.5	36	2
R. Gronkowski	13	282	21.7	38	1
Hogan	13	275	21.2	63	1
Amendola	13	160	12.3	32	2
Mitchell	6	82	13.7	28	0
Blount	5	24	4.8	16	0
Bolden	2	15	7.5	13	0
Garoppolo	1	3	3.0	3	0
Foster	1	2	2.0	2	0
TEAM	133	1678	12.6	63	10
OPPONENTS	148	1603	10.8	39	8

* INTERCEPTIONS	No.	Yds	Avg	Long	TD
Collins	2	31	15.5	18	0
Chung	1	4	4.0	4	0
Harmon	1	0	0.0	0	0
TEAM	4	35	8.8	18	0
OPPONENTS	0	0	---	---	0

* PUNTING	No.	Yds	Avg	Net	TB	In	Lg	B
Allen	27	1203	44.6	42.2	0	13	57	0
TEAM	27	1203	44.6	42.2	0	13	57	0
OPPONENTS	29	1267	43.7	37.9	1	6	57	0

* PUNT RETURNS	Ret	FC	Yds	Avg	Long	TD
Amendola	8	4	55	6.9	19	0
Edelman	5	2	61	12.2	23	0
C. Jones	4	1	33	8.3	13	0
TEAM	17	7	149	8.8	23	0
OPPONENTS	9	10	63	7.0	18	0

* KICKOFF RETURNS	No.	Yds	Avg	Long	TD
C. Jones	4	80	20.0	26	0
Edelman	2	25	12.5	16	0
Foster	1	30	30.0	30	0
McCourty	1	9	9.0	9	0
Slater	1	18	18.0	18	0
TEAM	9	162	18.0	30	0
OPPONENTS	15	247	16.5	26	0

* FIELD GOALS	1-19	20-29	30-39	40-49	50+
Gostkowski	0/0	2/2	4/5	2/3	1/2
TEAM	0/0	2/2	4/5	2/3	1/2
OPPONENTS	0/0	2/2	1/1	2/4	0/0
Gostkowski:	(47G, 53G, 32G)	(34G, 39N)	(24G, 25G)	(48N)	(50N, 31G) (46G, 31G)
OPP:	(47N) (27G) ()	(34G, 43G, 47N, 44G)	()	(25G)	



2016 DEFENSIVE STATISTICS

Tackle Statistics based on Play-by-Play

PLAYER Name	TACKLES			SACKS			INTERCEPTIONS				FUMBLES				SP. TEAMS					
	TT	UT	A	S	Yds	QH	Int	Yds	TD	PD	FF	FR	Yds	TD	TT	UT	A	FF	FR	
Logan Ryan	41	34	7	0.0	0.0	1	0	0	0	2	1	0	0	0	0	0	0	0	0	0
Devin McCourty	33	30	3	0.0	0.0	0	0	0	0	1	0	0	0	0	1	1	0	0	0	0
Jamie Collins	32	20	12	1.0	8.0	1	2	31	0	3	1	0	0	0	0	0	0	0	0	0
Patrick Chung	31	18	13	0.0	0.0	0	1	4	0	1	0	0	0	0	2	2	0	0	0	0
Malcolm Butler	23	18	5	0.0	0.0	0	0	0	0	7	0	0	0	0	0	0	0	0	0	0
Dont'a Hightower	23	7	16	1.5	12.5	4	0	0	0	1	0	0	0	0	0	0	0	0	0	0
Alan Branch	22	12	10	1.0	0.0	1	0	0	0	0	0	0	0	0	0	0	0	0	0	0
Malcom Brown	17	8	9	2.0	14.0	2	0	0	0	0	0	0	0	0	0	0	0	0	0	0
Jabaal Sheard	16	13	3	3.5	27.5	5	0	0	0	1	0	0	0	0	0	0	0	0	0	0
Chris Long	15	8	7	1.0	8.0	3	0	0	0	2	0	1	0	0	0	0	0	0	0	0
Elandon Roberts	15	7	8	0.0	0.0	0	0	0	0	0	0	0	0	0	0	0	0	0	0	0
Trey Flowers	13	6	7	0.0	0.0	3	0	0	0	1	0	1	0	0	0	0	0	0	0	0
Jonathan Freeny	10	6	4	0.0	0.0	0	0	0	0	0	1	0	0	0	0	0	0	0	0	0
Vincent Valentine	9	4	5	1.0	3.0	1	0	0	0	0	0	0	0	0	0	0	0	0	0	0
Shea McClellin	9	5	4	0.0	0.0	0	0	0	0	0	0	0	0	0	0	0	0	0	0	0
Anthony Johnson	7	4	3	0.0	0.0	1	0	0	0	0	0	0	0	0	0	0	0	0	0	0
Duron Harmon	7	7	0	0.0	0.0	0	1	0	0	1	0	0	0	0	0	0	0	0	0	1
Rob Ninkovich	5	3	2	0.0	0.0	0	0	0	0	0	0	0	0	0	0	0	0	0	0	0
Woodrow Hamilton	4	2	2	0.0	0.0	0	0	0	0	0	0	0	0	0	0	0	0	0	0	0
Justin Coleman	3	3	0	0.0	0.0	0	0	0	0	2	0	0	0	0	0	0	0	0	0	0
Cyrus Jones	3	1	2	0.0	0.0	0	0	0	0	0	0	0	0	0	0	0	0	0	0	0
Barkevious Mingo	3	3	0	0.0	0.0	0	0	0	0	0	0	0	0	0	4	3	1	0	0	0
Eric Rowe	1	0	1	0.0	0.0	0	0	0	0	1	0	0	0	0	0	0	0	0	0	0
Jonathan Jones	1	1	0	0.0	0.0	1	0	0	0	1	0	0	0	0	1	1	0	0	0	0
Joe Cardona	0	0	0	0.0	0.0	0	0	0	0	0	0	0	0	0	1	0	1	0	0	0
Matthew Slater	0	0	0	0.0	0.0	0	0	0	0	0	0	0	0	0	2	2	0	0	0	0
Jordan Richards	0	0	0	0.0	0.0	0	0	0	0	0	0	0	0	0	2	1	1	0	1	1
Brandon King	0	0	0	0.0	0.0	0	0	0	0	0	0	0	0	0	2	2	0	0	0	0
Brandon Bolden	0	0	0	0.0	0.0	0	0	0	0	0	0	0	0	0	2	2	0	1	0	0
James Develin	0	0	0	0.0	0.0	0	0	0	0	0	0	0	0	0	1	0	1	0	0	0
Nate Ebner	0	0	0	0.0	0.0	0	0	0	0	0	0	0	0	0	9	6	3	1	0	0
	343	220	123	11.0	73.0	23	4	35	0	24	3	2	0	0	27	20	7	2	2	2

FUMBLES - LOST (12-4)				
	Own			
	No.	Lost	Rec	O.B.
Danny Amendola	2	1	1	0
LeGarrette Blount	2	1	0	1
Brandon Bolden	0	0	1	0
Jacoby Brissett	3	1	1	0
Julian Edelman	1	0	0	1
Jimmy Garoppolo	2	1	0	0
Cyrus Jones	2	0	2	0
James White	0	0	1	0
	12	4	6	2

MISC. OFFENSIVE STATS				
	Tkl	Ast	FF	FR
Danny Amendola	1	0	0	0
Marcus Cannon	1	0	0	0
Joe Thuney	1	0	0	0
	3	0	0	0

KEY	
TT-Total Tackles	Int/Yds-Interceptions/Yards Returned
UT-Unassisted Tackles	PD-Passes Defensed
A-Assisted Tackles	FF-Forced Fumbles

BLOCKED KICKS			
	XP	FG	P
Totals	0	0	0



NEW ENGLAND PATRIOTS 2016 STATS PACK

PATRIOTS PARTICIPATION

Player	Regular Season				at PIT	MIA	HOU	BUF	at CLE	CIN	at PIT	at BUF	SEA	at SF	at NYJ	LA	BAL	at DEN	NYJ	at MIA
	GP	GS	DNP	INA																
Allen, Ryan	6	0	0	0	sub	sub	sub	sub	sub	sub										
Amendola, Danny	6	1	0	0	sub	sub	sub	WR	sub	sub										
Andrews, David	6	6	0	0	C	C	C	C	C	C										
Bennett, Martellus	6	5	0	0	TE	TE	TE	TE	sub	TE										
Blount, LeGarrette	6	6	0	0	RB	RB	RB	RB	RB	RB										
Bolden, Brandon	4	0	0	2	sub	sub	sub	sub	X	X										
Brady, Tom	2	2	0	0					QB	QB										
Branch, Alan	6	6	0	0	DT	DT	DT	DT	LE	DT										
Brissett, Jacoby	3	2	1	0	dnp	sub	QB	QB												
Brown, Malcom	6	6	0	0	DT	DT	DT	DT	DT	DT										
Butler, Malcolm	6	6	0	0	LCB	LCB	LCB	LCB	LCB	LCB										
Cannon, Marcus	5	5	0	1	RT	RT	RT	RT	X	RT										
Cardona, Joe	6	0	0	0	sub	sub	sub	sub	sub	sub										
Chung, Patrick	6	6	0	0	S	S	S	S	S	S										
Coleman, Justin	4	1	0	2	sub	DB	sub	sub	X	X										
Collins, Jamie	5	5	0	1	LB	LB	LB	LB	LB	X										
Cooper, Jonathan	0	0	0	4	X	X	X	X												
Derby, AJ	4	0	0	2	sub	X	X	sub	sub	sub										
Develin, James	6	0	0	0	sub	sub	sub	sub	sub	sub										
Ebner, Nate	6	0	0	0	sub	sub	sub	sub	sub	sub										
Edelman, Julian	6	6	0	0	WR	WR	WR	WR	WR	WR										
Fleming, Cameron	6	4	0	0	LT	TE	TE	sub	RT	sub										
Flowers, Trey	6	0	0	0	sub	sub	sub	sub	sub	sub										
Foster, D.J.	3	0	0	3	X	sub	X	X	sub	sub										
Freeny, Jonathan	5	4	0	0	LB	LB	LB	LB	sub	sub										
Garoppolo, Jimmy	3	2	1	2	QB	QB	X	X	sub	dnp										
Gostkowski, Stephen	6	0	0	0	sub	sub	sub	sub	sub	sub										
Grissom, Geneo	1	0	0	0						sub										
Gronkowski, Rob	4	2	0	2	X	X	sub	sub	TE	TE										
Harbor, Clay	3	0	0	1	X	sub	sub	sub												
Hamilton, Woodrow	2	1	0	0					DT	sub										
Harmon, Duron	6	2	0	0	sub	sub	DB	sub	sub	DB										
Hightower, Dont'a	4	4	0	2	LB	X	X	LB	LB	LB										
Hogan, Chris	6	6	0	0	WR	WR	WR	WR	WR	WR										
Johnson, Anthony	3	0	0	1	sub	X	sub			sub										
Jones, Cyrus	5	0	0	1	sub	sub	sub	sub	sub	X										
Jones, Jonathan	6	0	0	0	sub	sub	sub	sub	sub	sub										
Karras, Ted	6	1	0	0	RG	sub	sub	sub	sub	sub										
King, Brandon	6	0	0	0	sub	sub	sub	sub	sub	sub										
Long, Chris	6	5	0	0	LE	LE	LE	LE	sub	LE										
Mason, Shaq	6	5	0	0	sub	RG	RG	RG	RG	RG										
McClellin, Shea	4	0	0	2	sub	sub	sub	sub	X	X										
McCourty, Devin	6	6	0	0	S	S	S	S	S	S										
Mingo, Barkevious	6	0	0	0	sub	sub	sub	sub	sub	sub										
Mitchell, Malcolm	6	2	0	0	WR	sub	sub	sub	WR	sub										
Ninkovich, Rob	2	1	0	0					LB	sub										
Richards, Jordan	6	0	0	0	sub	sub	sub	sub	sub	sub										
Roberts, Elandon	3	1	1	2	X	sub	dnp	X	sub	LB										
Rowe, Eric	1	0	0	5	X	X	X	X	X	sub										
Ryan, Logan	6	6	0	0	RCB	RCB	RCB	RCB	RCB	RCB										
Scruggs, Greg	0	0	0	2					X	X										
Sheard, Jabaal	6	6	0	0	RE	RE	RE	RE	RE	RE										
Slater, Matthew	6	0	0	0	sub	sub	sub	sub	sub	sub										
Solder, Nate	5	5	0	1	X	LT	LT	LT	LT	LT										
Thuney, Joe	6	6	0	0	LG	LG	LG	LG	LG	LG										
Valentine, Vincent	4	0	0	2	sub	sub	sub	sub	X	X										
Waddle, LaAdrian	2	0	0	4	sub	X	X	X	sub	X										
White, James	6	0	0	0	sub	sub	sub	sub	sub	sub										
Totals	273	132	3	42																

X - inactive / CAPS - starters / sub - played / dnp - did not play / PS - Practice Squad

KEY:

Not on active roster



NEW ENGLAND PATRIOTS 2016 STATS PACK
GAME-BY-GAME STARTERS

2016 OFFENSIVE STARTERS BY GAME												
Date	Opponent	WR	LT	LG	C	RG	RT	TE	WR	QB	RB	TE
09/11 at	Arizona	C. Hogan	C. Fleming	J. Thuney	D. Andrews	T. Karras	M. Cannon	M. Bennett	J. Edelman	J. Garoppolo	L. Blount	M. Mitchell (WR)
09/18	Miami	C. Hogan	N. Solder	J. Thuney	D. Andrews	S. Mason	M. Cannon	M. Bennett	J. Edelman	J. Garoppolo	L. Blount	C. Fleming
09/22	Houston	C. Hogan	N. Solder	J. Thuney	D. Andrews	S. Mason	M. Cannon	M. Bennett	J. Edelman	J. Brissett	L. Blount	C. Fleming
10/02	Buffalo	C. Hogan	N. Solder	J. Thuney	D. Andrews	S. Mason	M. Cannon	M. Bennett	J. Edelman	J. Brissett	L. Blount	D. Amendola (WR)
10/09 at	Cleveland	C. Hogan	N. Solder	J. Thuney	D. Andrews	S. Mason	C. Fleming	R. Gronkowski	J. Edelman	T. Brady	L. Blount	M. Mitchell (WR)
10/16	Cincinnati	C. Hogan	N. Solder	J. Thuney	D. Andrews	S. Mason	M. Cannon	R. Gronkowski	J. Edelman	T. Brady	L. Blount	M. Bennett
10/23 at	Pittsburgh											
10/30 at	Buffalo											
11/13	Seattle											
11/20 at	San Francisco											
11/27 at	N.Y. Jets											
12/04	Los Angeles											
12/12	Baltimore											
12/18 at	Denver											
12/24	N.Y. Jets											
01/01 at	Miami											
2016 DEFENSIVE STARTERS BY GAME												
Date	Opponent	LE	DT	DT	RE	LB	LB	LB	LCB	RCB	S	S
09/11 at	Arizona	C. Long	A. Branch	M. Brown	J. Sheard	J. Collins	D. Hightower	J. Freeny	M. Butler	L. Ryan	P. Chung	D. McCourty
09/18	Miami	C. Long	A. Branch	M. Brown	J. Sheard	J. Collins	J. Freeny	J. Coleman (DB)	M. Butler	L. Ryan	P. Chung	D. McCourty
09/22	Houston	C. Long	A. Branch	M. Brown	J. Sheard	J. Collins	J. Freeny	D. Harmon (DB)	M. Butler	L. Ryan	P. Chung	D. McCourty
10/02	Buffalo	C. Long	A. Branch	M. Brown	J. Sheard	J. Collins	D. Hightower	J. Freeny	M. Butler	L. Ryan	P. Chung	D. McCourty
10/09 at	Cleveland	A. Branch	W. Hamilton	M. Brown	J. Sheard	J. Collins	D. Hightower	R. Ninkovich	M. Butler	L. Ryan	P. Chung	D. McCourty
10/16	Cincinnati	C. Long	A. Branch	M. Brown	J. Sheard	D. Hightower	E. Roberts	D. Harmon (DB)	M. Butler	L. Ryan	P. Chung	D. McCourty
10/23 at	Pittsburgh											
10/30 at	Buffalo											
11/13	Seattle											
11/20 at	San Francisco											
11/27 at	N.Y. Jets											
12/04	Los Angeles											
12/12	Baltimore											
12/18 at	Denver											
12/24	N.Y. Jets											
01/01 at	Miami											



2016 NEW ENGLAND PATRIOTS ROSTER

AS OF OCTOBER 18, 2016

ALPHABETICAL ROSTER

#	NAME	POS	HT	WT	BORN	YR	COLLEGE	H.S. HOMETOWN
6	Allen, Ryan	P	6-2	220	2/28/1990	4	Louisiana Tech	Salem, Ore.
80	Amendola, Danny	WR	5-11	190	11/2/1985	8	Texas Tech	The Woodlands, Texas
60	Andrews, David	C	6-3	295	7/10/1992	2	Georgia	Johns Creek, Ga.
88	Bennett, Martellus	TE	6-6	275	3/10/1987	9	Texas A&M	Taylor, Texas
29	Blount, LeGarrette	RB	6-0	250	12/5/1986	7	Oregon	Perry, Fla.
38	Bolden, Brandon	RB	5-11	220	1/26/1990	5	Mississippi	Baton Rouge, La.
12	Brady, Tom	QB	6-4	225	8/3/1977	17	Michigan	San Mateo, Calif.
97	Branch, Alan	DL	6-6	350	12/29/1984	10	Michigan	Rio Ranch, N.M.
90	Brown, Malcom	DE	6-2	320	2/2/1994	2	Texas	Brenham, Texas
21	Butler, Malcolm	CB	5-11	190	3/2/1990	3	West Alabama	Vicksburg, Miss.
61	Cannon, Marcus	OL	6-5	335	5/6/1988	6	Texas Christian	Odessa, Texas
49	Cardona, Joe	LS	6-3	245	4/16/1992	2	Navy	El Cajon, Calif.
23	Chung, Patrick	S	5-11	215	8/19/1987	8	Oregon	Rancho Cucamonga, Calif.
22	Coleman, Justin	DB	5-11	190	3/27/1993	2	Tennessee	Brunswick, Ga.
91	Collins, Jamie	LB	6-3	250	10/20/1989	4	Southern Mississippi	McCall Creek, Miss.
86	Derby, AJ	TE	6-5	255	9/20/1991	2	Arkansas	Iowa City, Iowa
46	Develin, James	FB	6-3	255	7/23/1988	4	Brown	Gilbertsville, Pa.
43	Ebner, Nate	DB	6-0	220	12/14/1988	5	Ohio State	Dublin, Ohio
11	Edelman, Julian	WR	5-10	200	5/22/1986	8	Kent State	Redwood City, Calif.
71	Fleming, Cameron	OL	6-6	320	9/3/1992	3	Stanford	Houston, Texas
98	Flowers, Trey	DL	6-2	265	8/16/1993	2	Arkansas	Huntsville, Al.
27	Foster, D.J.	RB	6-0	195	11/22/1993	R	Arizona State	Scottsdale, Ariz.
10	Garoppolo, Jimmy	QB	6-2	225	11/2/1991	3	Eastern Illinois	Arlington, Ill.
3	Gostkowski, Stephen	K	6-1	215	1/28/1984	11	Memphis	Madison, Miss.
92	Grissom, Geneo	DL	6-4	265	6/4/1992	2	Oklahoma	Hutchinson, Kan.
87	Gronkowski, Rob	TE	6-6	265	5/14/1989	7	Arizona	Pittsburgh, Pa.
74	Hamilton, Woodrow	DL	6-3	315	12/20/1992	R	Mississippi	Raleigh, Miss.
30	Harmon, Duron	DB	6-1	205	1/24/1991	4	Rutgers	Magnolia, Del.
54	Hightower, Dont'a	LB	6-3	265	3/12/1990	5	Alabama	Lewisburg, Tenn.
15	Hogan, Chris	WR	6-1	210	10/24/1988	4	Monmouth	Ramapo, N.J.
96	Johnson, Anthony	DL	6-2	295	1/24/1993	2	Louisiana State	New Orleans, La.
24	Jones, Cyrus	CB	5-10	200	11/29/1993	R	Alabama	Baltimore, Md.
31	Jones, Jonathan	DB	5-10	190	9/20/1993	R	Auburn	Carrollton, Ga.
75	Karras, Ted	G	6-4	305	3/15/1993	R	Illinois	Indianapolis, Ind.
36	King, Brandon	DB	6-2	220	6/8/1993	2	Auburn	Alabaster, Ala.
95	Long, Chris	DE	6-3	270	3/28/1985	9	Virginia	Charlottesville, Va.
69	Mason, Shaq	OL	6-1	310	8/28/1993	2	Georgia Tech	Columbia, Tenn.
58	McClellin, Shea	LB	6-3	250	8/1/1989	5	Boise State	Marsing, Idaho
32	McCourty, Devin	DB	5-10	195	8/13/1987	7	Rutgers	Montvale, N.J.
51	Mingo, Barkevious	LB	6-4	240	10/4/1990	4	LSU	West Monroe, La.
19	Mitchell, Malcolm	WR	6-1	200	7/20/1993	R	Georgia	Valdosta, Ga.
50	Ninkovich, Rob	DE	6-2	260	2/1/1984	11	Purdue	Blue Island, Ill.
37	Richards, Jordan	DB	5-11	210	1/21/1993	2	Stanford	Folsom, Calif.
52	Roberts, Elandon	LB	6-0	235	4/22/1994	R	Houston	Port Arthur, Texas
25	Rowe, Eric	DB	6-1	205	10/3/1992	2	Utah	Klein, Texas
26	Ryan, Logan	CB	5-11	195	2/9/1991	4	Rutgers	Voorhees, N.J.
93	Sheard, Jabaal	DL	6-3	265	5/10/1989	6	Pittsburgh	Hollywood, Fla.
18	Slater, Matthew	WR	6-0	205	9/9/1985	9	UCLA	Anaheim, Calif.
77	Solder, Nate	T	6-8	325	4/12/1988	6	Colorado	Buena Vista, Colo.
62	Thuney, Joe	OL	6-5	305	11/18/1992	R	North Carolina State	Centerville, Ohio
99	Valentine, Vincent	DT	6-3	320	2/23/1994	R	Nebraska	Edwardsville, Ill.
68	Waddle, LaAdrian	OL	6-6	315	7/21/1991	4	Texas Tech	Columbus, Texas
28	White, James	RB	5-10	205	2/3/1992	3	Wisconsin	Ft. Lauderdale, Fla.

NUMERICAL ROSTER

#	NAME	POS
3	Stephen Gostkowski	K
6	Ryan Allen	P
10	Jimmy Garoppolo	QB
11	Julian Edelman	WR
12	Tom Brady	QB
15	Chris Hogan	WR
18	Matthew Slater	WR
19	Malcolm Mitchell	WR
21	Malcolm Butler	CB
22	Justin Coleman	DB
23	Patrick Chung	S
24	Cyrus Jones	CB
25	Eric Rowe	DB
26	Logan Ryan	CB
27	D.J. Foster	RB
28	James White	RB
29	LeGarrette Blount	RB
30	Duron Harmon	DB
31	Jonathan Jones	DB
32	Devin McCourty	DB
36	Brandon King	DB
37	Jordan Richards	DB
38	Brandon Bolden	RB
43	Nate Ebner	DB
46	James Develin	FB
49	Joe Cardona	LS
50	Rob Ninkovich	DE
51	Barkevious Mingo	LB
52	Elandon Roberts	LB
54	Dont'a Hightower	LB
58	Shea McClellin	LB
60	David Andrews	C
61	Marcus Cannon	OL
62	Joe Thuney	OL
68	LaAdrian Waddle	OL
69	Shaq Mason	OL
71	Cameron Fleming	OL
74	Woodrow Hamilton	DL
75	Ted Karras	G
77	Nate Solder	T
80	Danny Amendola	WR
86	AJ Derby	TE
87	Rob Gronkowski	TE
88	Martellus Bennett	TE
90	Malcom Brown	DL
91	Jamie Collins	LB
92	Geneo Grissom	DL
93	Jabaal Sheard	DL
95	Chris Long	DE
96	Anthony Johnson	DL
97	Alan Branch	DL
98	Trey Flowers	DL
99	Vincent Valentine	DT

PRACTICE SQUAD

#	NAME	POS	HT	WT	BORN	YR	COLLEGE	H.S. HOMETOWN
64	Barker, Chris	OL	6-2	275	8/3/1990	2	Nevada	Etiwanda, Calif.
84	Evans, Shaquell	WR	6-1	203	3/7/1991	2	UCLA	Inglewood, Calif.
66	Farris, Chase	OL	6-4	295	4/8/1993	R	Ohio State	Elria, Ohio
35	Gaffney, Tyler	RB	6-0	220	4/20/1991	3	Stanford	San Diego, Calif.
47	Gronkowski, Glenn	FB	6-3	234	3/25/1993	R	Kansas State	Williamsville, N.Y.
16	Lucien, Devin	WR	6-2	200	6/26/1993	R	Arizona State	Encino, Calif.
34	Sankey, Bishop	RB	5-10	209	9/15/1992	3	Washington	Spokane, Wash.
72	Silberman, Ian	OL	6-5	306	10/10/1992	2	Boston College	Orange Park, Fla.
42	Sunseri, Vinnie	DB	6-0	210	9/27/1993	3	Alabama	Tuscaloosa, Ala.
17	White, DeAndrew	WR	6-0	192	10/16/1991	2	Alabama	Houston, Texas

PRACTICE SQUAD

#	NAME	POS
16	Devin Lucien	WR
17	DeAndrew White	WR
34	Bishop Sankey	RB
35	Tyler Gaffney	RB
42	Vinnie Sunseri	DB
47	Glenn Gronkowski	FB
64	Chris Barker	OL
66	Chase Farris	OL
72	Ian Silberman	OL
84	Shaquell Evans	WR

RESERVE/P.U.P

#	NAME	POS	HT	WT	BORN	YR	COLLEGE	H.S. HOMETOWN
63	Jackson, Tre'	G	6-4	320	12/14/1992	2	Florida State	Jesup, Ga.
33	Lewis, Dion	RB	5-8	195	9/27/1990	5	Pittsburgh	Blairstown, N.J.
76	Vollmer, Sebastian	T	6-8	320	7/10/1984	8	Houston	Kaarst, Germany

RESERVE/P.U.P.

#	NAME	POS
33	Dion Lewis	RB
63	Tre' Jackson	G
76	Sebastian Vollmer	T

RESERVE/INJURED LIST

#	NAME	POS	HT	WT	BORN	YR	COLLEGE	H.S. HOMETOWN
7	Brissett, Jacoby	QB	6-4	235	12/11/1993	R	North Carolina State	West Palm Beach, Fla.
55	Freeny, Jonathan	LB	6-2	255	6/15/1989	5	Rutgers	Coconut Creek, Fla.
83	Scruggs, Greg	TE	6-3	277	8/17/1990	5	Louisville	Cincinnati, Ohio

RESERVE/INJURED LIST

#	NAME	POS
7	Jacoby Brissett	QB
55	Jonathan Freeny	LB
83	Greg Scruggs	TE

HEAD COACH: BILL BELICHICK

ASSISTANTS: Steve Belichick, Safeties; Josh Boyer, Cornerbacks; Moses Cabrera, Head Strength and Conditioning; Brian Daboll, Tight Ends; Brendan Daly, Defensive Line; Ivan Fears, Running Backs; Brian Flores, Linebackers; James Hardy, Assistant Strength and Conditioning; Joe Judge, Special Teams; Josh McDaniels, Offensive Coordinator/Quarterbacks; Chad O'Shea, Wide Receivers; Matt Patricia, Defensive Coordinator; Dante Scarnecchia, Offensive Line; Jerry Schuplinski, Assistant Quarterbacks; Ray Ventrone, Asst. Special Teams.



2016 NUMERICAL ROSTER

October 18, 2016

#	NAME	POS	HT	WT	AGE	YR	COLLEGE	HOW ACQ.
3	Stephen Gostkowski	K	6-1	215	32	11	Memphis	D4b-06
6	Ryan Allen	P	6-2	220	26	4	Louisiana Tech	FA-13
10	Jimmy Garoppolo	QB	6-2	225	24	3	Eastern Illinois	D2-14
11	Julian Edelman	WR	5-10	200	30	8	Kent State	D7a-09
12	Tom Brady	QB	6-4	225	39	17	Michigan	D6b-00
15	Chris Hogan	WR	6-1	210	27	4	Monmouth	RFA (BUF)-16
18	Matthew Slater	WR	6-0	205	31	9	UCLA	D5-08
19	Malcolm Mitchell	WR	6-1	200	23	R	Georgia	D4-16
21	Malcolm Butler	CB	5-11	190	26	3	West Alabama	FA-14
22	Justin Coleman	DB	5-11	190	23	2	Tennessee	FA-15
23	Patrick Chung	S	5-11	215	29	8	Oregon	FA-13
24	Cyrus Jones	CB	5-10	200	22	R	Alabama	D2-16
25	Eric Rowe	DB	6-1	205	24	2	Utah	TR (PHI)-16
26	Logan Ryan	CB	5-11	195	25	4	Rutgers	D3a-13
27	D.J. Foster	RB	6-0	195	22	R	Arizona State	FA-16
28	James White	RB	5-10	205	24	3	Wisconsin	D4b-14
29	LeGarrette Blount	RB	6-0	250	29	7	Oregon	FA-14
30	Duron Harmon	DB	6-1	205	25	4	Rutgers	D3b-13
31	Jonathan Jones	DB	5-10	190	23	R	Auburn	FA-16
32	Devin McCourty	DB	5-10	195	29	7	Rutgers	D1-10
36	Brandon King	DB	6-2	220	23	2	Auburn	FA-15
37	Jordan Richards	DB	5-11	210	23	2	Stanford	D2-15
38	Brandon Bolden	RB	5-11	220	26	5	Mississippi	FA-12
43	Nate Ebner	DB	6-0	220	27	5	Ohio State	D6-12
46	James Develin	FB	6-3	255	28	4	Brown	FA-12
49	Joe Cardona	LS	6-3	245	24	2	Navy	D5-15
50	Rob Ninkovich	DE	6-2	260	32	11	Purdue	FA-09
51	Barkevious Mingo	LB	6-4	240	26	4	Louisiana State	TR (CLE)-16
52	Elandon Roberts	LB	6-0	235	22	R	Houston	D6b-16
54	Dont'a Hightower	LB	6-3	265	26	5	Alabama	D1b-12
58	Shea McClellin	LB	6-3	250	27	5	Boise State	UFA (CHI)-16
60	David Andrews	C	6-3	295	24	2	Georgia	FA-15
61	Marcus Cannon	OL	6-5	335	28	6	Texas Christian	D5a-11
62	Joe Thuney	OL	6-5	305	23	R	North Carolina State	D3a-16
68	LaAdrian Waddle	OL	6-6	315	25	4	Texas Tech	CW (DET)-15
69	Shaq Mason	OL	6-1	310	23	2	Georgia Tech	D4c-15
71	Cameron Fleming	OL	6-6	320	24	3	Stanford	D4c-14
74	Woodrow Hamilton	DL	6-3	315	23	R	Mississippi	FA-16
75	Ted Karras	G	6-4	305	23	R	Illinois	D6c-16
77	Nate Solder	T	6-8	325	28	6	Colorado	D1-11
80	Danny Amendola	WR	5-11	190	30	8	Texas Tech	UFA (STL)-13
86	AJ Derby	TE	6-5	255	25	2	Arkansas	D6b-15
87	Rob Gronkowski	TE	6-6	265	27	7	Arizona	D2a-10
88	Martellus Bennett	TE	6-6	275	29	9	Texas A&M	TR (CHI)-16
90	Malcom Brown	DL	6-2	320	22	2	Texas	D1-15
91	Jamie Collins	LB	6-3	250	26	4	Southern Mississippi	D2a-13
92	Geneo Grissom	DL	6-4	265	24	2	Oklahoma	D3-15
93	Jabaal Sheard	DL	6-3	265	27	6	Pittsburgh	UFA (CLE)-15
95	Chris Long	DE	6-3	270	31	9	Virginia	FA-16
96	Anthony Johnson	DL	6-2	295	23	2	Louisiana State	FA-16
97	Alan Branch	DL	6-6	350	31	10	Michigan	FA-14
98	Trey Flowers	DL	6-2	265	23	2	Arkansas	D4a-15
99	Vincent Valentine	DT	6-3	320	22	R	Nebraska	D3c-16

PRACTICE SQUAD

#	NAME	POS	HT	WT	AGE	YR	COLLEGE	HOW ACQ.
16	Devin Lucien	WR	6-2	200	23	R	Arizona State	D7-16
17	DeAndrew White	WR	6-0	192	25	2	Alabama	FA-16
34	Bishop Sankey	RB	5-10	209	24	3	Washington	FA-16
35	Tyler Gaffney	RB	6-0	220	25	3	Stanford	FA-16
42	Vinnie Sunseri	DB	6-0	210	23	3	Alabama	FA-16
47	Glenn Gronkowski	FB	6-3	234	23	R	Kansas State	FA-16
64	Chris Barker	OL	6-2	275	26	2	Nevada	FA-16
66	Chase Farris	OL	6-4	295	23	R	Ohio State	FA-16
72	Ian Silberman	OL	6-5	306	24	2	Boston College	FA-16
84	Shaquellle Evans	WR	6-1	203	25	2	UCLA	FA-16

RESERVE/P.U.P.

#	NAME	POS	HT	WT	AGE	YR	COLLEGE	HOW ACQ.
33	Dion Lewis	RB	5-8	195	26	5	Pittsburgh	FA-15
63	Tre' Jackson	G	6-4	320	23	2	Florida State	D4b-15
76	Sebastian Vollmer	T	6-8	320	32	8	Houston	D2d-09

RESERVE/INJURED LIST

#	NAME	POS	HT	WT	AGE	YR	COLLEGE	(IR DATE)
7	Jacoby Brissett	QB	6-4	235	22	R	North Carolina State	(08/07/2016)
83	Greg Scruggs	TE	6-3	277	26	5	Louisville	(10/15/2016)
55	Jonathan Freeny	LB	6-2	255	27	5	Rutgers	(10/15/2016)



2016 POSITIONAL ROSTER

October 18, 2016

DEFENSE (27)								
#	NAME	POS	HT	WT	BORN	YR	COLLEGE	H.S. HOMETOWN
DEFENSIVE LINE (10)								
97	Branch, Alan	DL	6-6	350	12/29/1984	10	Michigan	Rio Rancho, N.M.
90	Brown, Malcom	DL	6-2	320	2/2/1994	2	Texas	Brenham, Texas
98	Flowers, Trey	DL	6-2	265	8/16/1993	2	Arkansas	Huntsville, Ala.
92	Grissom, Geneo	DL	6-4	265	6/4/1992	2	Oklahoma	Hutchinson, Kan.
74	Hamilton, Woodrow	DL	6-3	315	12/20/1992	R	Mississippi	Raleigh, Miss.
96	Johnson, Anthony	DL	6-2	295	1/24/1993	2	Louisiana State	New Orleans, La.
95	Long, Chris	DE	6-3	275	3/28/1985	9	Virginia	Charlottesville, Va.
50	Ninkovich, Rob	DE	6-2	260	2/1/1984	11	Purdue	Blue Island, Ill.
93	Sheard, Jabaal	DL	6-3	265	5/10/1989	6	Pittsburgh	Hollywood, Fla.
99	Valentine, Vincent	DT	6-3	320	2/23/1994	R	Nebraska	Edwardsville, Ill.
LINEBACKER (5)								
91	Collins, Jamie	LB	6-3	250	10/20/1989	4	Southern Mississippi	McCall Creek, Miss.
54	Hightower, Dont'a	LB	6-3	265	3/12/1990	5	Alabama	Lewisburg, Tenn.
58	McClellin, Shea	LB	6-3	250	8/1/1989	5	Boise State	Marsing, Idaho
51	Mingo, Barkevious	LB	6-4	240	10/4/1990	4	Louisiana State	West Monroe, La.
52	Roberts, Elandon	LB	6-0	235	4/22/1994	R	Houston	Port Arthur, Texas
DEFENSIVE BACK (12)								
21	Butler, Malcolm	CB	5-11	190	3/2/1990	3	West Alabama	Vicksburg, Miss.
23	Chung, Patrick	S	5-11	215	8/19/1987	8	Oregon	Rancho Cucamonga, Calif.
22	Coleman, Justin	DB	5-11	190	3/27/1993	2	Tennessee	Brunswick, Ga.
43	Ebner, Nate	DB	6-0	220	12/14/1988	5	Ohio State	Dublin, Ohio
30	Harmon, Duron	DB	6-1	205	1/24/1991	4	Rutgers	Magnolia, Del.
24	Jones, Cyrus	CB	5-10	200	11/29/1993	R	Alabama	Baltimore, Md.
31	Jones, Jonathan	DB	5-10	190	9/20/1993	R	Auburn	Carrollton, Ga.
36	King, Brandon	DB	6-2	220	6/8/1993	2	Auburn	Alabaster, Ala.
32	McCourty, Devin	DB	5-10	195	8/13/1987	7	Rutgers	Montvale, N.J.
37	Richards, Jordan	DB	5-11	210	1/21/1993	2	Stanford	Folsom, Calif.
25	Rowe, Eric	DB	6-1	205	10/3/1992	2	Utah	Klein, Texas
26	Ryan, Logan	CB	5-11	195	2/9/1991	4	Rutgers	Voorhees, N.J.
OFFENSE (23)								
#	NAME	POS	HT	WT	BORN	YR	COLLEGE	H.S. HOMETOWN
OFFENSIVE LINE (8)								
60	Andrews, David	C	6-3	295	7/10/1992	2	Georgia	Johns Creek, Ga.
61	Cannon, Marcus	OL	6-5	335	5/6/1988	6	Texas Christian	Odessa, Texas
71	Fleming, Cameron	OL	6-6	320	9/3/1992	3	Stanford	Houston, Texas
75	Karras, Ted	G	6-4	305	3/15/1993	R	Illinois	Indianapolis, Ind.
69	Mason, Shaq	OL	6-1	310	8/28/1993	2	Georgia Tech	Columbia, Tenn.
77	Solder, Nate	T	6-8	325	4/12/1988	6	Colorado	Buena Vista, Co.
62	Thuney, Joe	OL	6-5	305	11/18/1992	R	North Carolina State	Centerville, Ohio
68	Waddle, LaAdrian	OL	6-6	315	7/21/1991	4	Texas Tech	Columbus, Texas
QUARTERBACK (2)								
12	Brady, Tom	QB	6-4	225	8/3/1977	17	Michigan	San Mateo, Calif.
10	Garoppolo, Jimmy	QB	6-2	225	11/2/1991	3	Eastern Illinois	Arlington Heights, Ill.
WIDE RECEIVER (5)								
80	Amendola, Danny	WR	5-11	190	11/2/1985	8	Texas Tech	The Woodlands, Texas
11	Edelman, Julian	WR	5-10	200	5/22/1986	8	Kent State	Redwood City, Calif.
15	Hogan, Chris	WR	6-1	210	10/24/1988	4	Monmouth	Ramapo, N.J.
19	Mitchell, Malcolm	WR	6-1	200	7/20/1993	R	Georgia	Valdosta, Ga.
18	Slater, Matthew	WR	6-0	205	9/9/1985	9	UCLA	Anaheim, Calif.
RUNNING BACK (5)								
29	Blount, LeGarrette	RB	6-0	250	12/5/1986	7	Oregon	Perry, Fla.
38	Bolden, Brandon	RB	5-11	220	1/26/1990	5	Mississippi	Baton Rouge, La.
46	Develin, James	FB	6-3	255	7/23/1988	4	Brown	Gilbertsville, Pa.
27	Foster, D.J.	RB	6-0	195	11/22/1993	R	Arizona State	Scottsdale, Ariz.
28	White, James	RB	5-10	205	2/3/1992	3	Wisconsin	Ft. Lauderdale, Fla.
TIGHT END (3)								
88	Bennett, Martellus	TE	6-6	275	3/10/1987	9	Texas A&M	Taylor, Texas
86	Derby, AJ	TE	6-5	255	9/20/1991	2	Arkansas	Iowa City, Iowa
87	Gronkowski, Rob	TE	6-6	265	5/14/1989	7	Arizona	Pittsburgh, Pa.
SPECIALISTS (3)								
#	NAME	POS	HT	WT	BORN	YR	COLLEGE	H.S. HOMETOWN
SPECIALISTS (3)								
6	Allen, Ryan	P	6-2	220	2/28/1990	4	Louisiana Tech	Salem, Ore.
49	Cardona, Joe	LS	6-3	245	4/16/1992	2	Navy	El Cajon, Calif.
3	Gostkowski, Stephen	K	6-1	215	1/28/1984	11	Memphis	Madison, Miss.
RESERVE/PUP (3)								
#	NAME	POS	HT	WT	BORN	YR	COLLEGE	H.S. HOMETOWN
RESERVE/PUP (3)								
63	Jackson, Tre'	G	6-4	320	12/14/1992	2	Florida State	Jesup, Ga.
33	Lewis, Dion	RB	5-8	195	9/27/1990	5	Pittsburgh	Blairtown, N.J.
76	Vollmer, Sebastian	T	6-8	320	7/10/1984	8	Houston	Kaarst, Germany
RESERVE/INJURED (3)								
#	NAME	POS	HT	WT	BORN	YR	COLLEGE	H.S. HOMETOWN
RESERVE/INJURED (3)								
7	Brissett, Jacoby	QB	6-4	235	12/11/1993	R	North Carolina State	West Palm Beach, Fla.
55	Freeny, Jonathan	LB	6-2	255	6/15/1989	5	Rutgers	Coconut Creek, Fla.
83	Scruggs, Greg	TE	6-3	277	8/17/1990	5	Louisville	Cincinnati, Ohio



HOW THE PATRIOTS WERE BUILT

UPDATED: October 18, 2016

<u>YEAR</u>	<u>DRAFTEES (29)</u>	<u>VETERAN FREE AGENTS (10)</u>	<u>WAIVERS (1) / TRADES (3)</u>	<u>ROOKIE AND FIRST-YEAR FREE AGENTS (10)</u>
2000	Tom Brady (6b)			
2006	Stephen Gostkowski (4b)			
2008	Matthew Slater (5)			
2009	Julian Edelman (7a)	Rob Ninkovich (5) (NO)		
2010	Devin McCourty (1) Rob Gronkowski (2a)			
2011	Nate Solder (1) Marcus Cannon (5a)			
2012	Dont'a Hightower (1b) Nate Ebner (6)			Brandon Bolden (fa) James Develin (fa) (CIN)
2013	Jamie Collins (2a) Logan Ryan (3a) Duron Harmon (3b)	Danny Amendola (fa) (DAL)		Ryan Allen (fa)
2014	Jimmy Garoppolo (2) James White (4b) Cameron Fleming (4c)	LeGarrette Blount (fa) (TEN) Alan Branch (2) (ARI) Patrick Chung (2) (NE)		Malcolm Butler (fa)
2015	Malcom Brown (1) Jordan Richards (2) Geneo Grissom (3) Trey Flowers (4a) Shaq Mason (4c) Joe Cardona (5) AJ Derby (6b)	Jabaal Sheard (2) (CLE)	LaAdrian Waddle (fa) CW (DET)	David Andrews (fa) Justin Coleman (fa) (MIN) Brandon King (fa)
2016	Cyrus Jones (2) Joe Thuney (3a) Vincent Valentine (3c) Malcolm Mitchell (4) Elandon Roberts (6b) Ted Karras (6c)	Chris Hogan (fa) (SF) Anthony Johnson (fa) (MIA) Chris Long (1) (STL) Shea McClellin (1) (CHI)	Martellus Bennett (2) (tr-CHI) Barkevious Mingo (1) (tr-CLE) Eric Rowe (2) (tr-PHI)	D.J. Foster (fa) Woodrow Hamilton (fa) Jonathan Jones (fa)
NOTE: Team in parenthesis is the player's prior team (#) – indicates round drafted (fa) – indicates non-drafted free agents			<u>RESERVE/PUP: (3)</u> Tre' Jackson (4b) Dion Lewis (5) (PHI) Sebastian Vollmer (2d)	<u>RESERVE/INJURED (3)</u> Jacoby Brissett (3b) Jonathan Freeny (fa) (MIA) Greg Scruggs (7) (SEA)



UNOFFICIAL DEPTH CHART

Unofficial depth chart compiled by Patriots media relations

OFFENSE

WR: 15 Chris Hogan	80 Danny Amendola	18 Matthew Slater
LT: 77 Nate Solder	68 LaAdrian Waddle	
LG: <u>62 Joe Thuney</u>	69 Shaq Mason	
C: 60 David Andrews	<u>75 Ted Karras</u>	
RG: 69 Shaq Mason	<u>75 Ted Karras</u>	
RT: 61 Marcus Cannon	71 Cameron Fleming	
TE: 87 Rob Gronkowski	88 Martellus Bennett	86 AJ Derby
WR: 11 Julian Edelman	<u>19 Malcolm Mitchell</u>	
QB: 12 Tom Brady	10 Jimmy Garoppolo	
RB: 28 James White	46 James Develin	
RB: 29 LeGarrette Blount	38 Brandon Bolden	<u>27 D.J. Foster</u>

DEFENSE

LE: 50 Rob Ninkovich	95 Chris Long	92 Geneo Grissom
DT: 97 Alan Branch	<u>74 Woodrow Hamilton</u>	96 Anthony Johnson
DT: 90 Malcom Brown	<u>99 Vincent Valentine</u>	
RE: 93 Jabaal Sheard	98 Trey Flowers	
LB: 91 Jamie Collins	51 Barkevious Mingo	
LB: 54 Dont'a Hightower	<u>52 Elandon Roberts</u>	
LB: <u>52 Elandon Roberts</u>	58 Shea McClellin	
RCB: 26 Logan Ryan	<u>24 Cyrus Jones</u>	25 Eric Rowe
LCB: 21 Malcolm Butler	22 Justin Coleman	<u>31 Jonathan Jones</u>
S: 23 Patrick Chung	30 Duron Harmon	37 Jordan Richards
S: 32 Devin McCourty	43 Nate Ebner	36 Brandon King

SPECIAL TEAMS

K: 3 Stephen Gostkowski		
P: 6 Ryan Allen		
H: 6 Ryan Allen		
PR: 80 Danny Amendola	<u>24 Cyrus Jones</u>	11 Julian Edelman
KR: <u>24 Cyrus Jones</u>	18 Matthew Slater	<u>27 D.J. Foster</u>
LS: 49 Joe Cardona		

PRONUNCIATION GUIDE

Danny Amendola	am-men-DOLE-uh	Dont'a Hightower	don-TAY
LeGarrette Blount	LUH-gare-et BLUNT	Ted Karras	CARE-us
Joe Cardona	car-DOAN-a	Barkevious Mingo	bar-KEY-vee-us
Stephen Gostkowski	gost-COW-ski	Jabaal Sheard	juh-BALL SHEERD
Geneo Grissom	GEE-no	Joe Thuney	TOO-nee



2016 TRANSACTIONS

UPDATED: October 18, 2016

JANUARY, 2016

1/25/2016	Barker, Chris	Signed to a future contract
1/25/2016	Carter, DeAndre	Signed to a future contract
1/25/2016	Iosefa, Joey	Signed to a future contract
1/25/2016	Melvin, Rashaan	Signed to a future contract
1/25/2016	Milton, Keavon	Signed to a future contract
1/25/2016	Thompson, Cedric	Signed to a future contract
1/25/2016	Vaughters, James	Signed to a future contract
1/25/2016	Vereen, Brock	Signed to a future contract
1/26/2016	Vellano, Joe	Signed to a future contract

FEBRUARY, 2016

2/17/2016	Johnson, Leonard	Released
-----------	------------------	----------

MARCH, 2016

3/2/2016	Chandler, Scott	Released
3/2/2016	LaFell, Brandon	Released
3/4/2016	Fleming, Darius	Released
3/9/2016	Humber, Ramon	Signed
3/9/2016	Fletcher, Dane	Released
3/11/2016	Hogan, Chris	Signed
3/11/2016	Kearse, Frank	Signed
3/15/2016	Ebner, Nate	Re-signed
3/15/2016	Cooper, Jonathan	Acquired Via Trade (Arizona)
3/15/2016	Jones, Chandler	Traded to Arizona
3/17/2016	Bennett, Martellus	Acquired Via Trade (Chicago)
3/18/2016	Brown, Donald	Signed
3/18/2016	Long, Chris	Signed
3/18/2016	McClellin, Shea	Signed
3/24/2016	Washington, Nate	Signed
3/30/2016	Biggers, E.J.	Signed

APRIL, 2016

4/4/2016	Harbor, Clay	Signed
4/4/2016	Knighton, Terrance	Signed
4/7/2016	Kuhn, Markus	Signed
4/11/2016	Gaffney, Tyler	Released
4/12/2016	Blount, LaGarrette	Signed
4/12/2016	Coleman, Justin	Signed
4/12/2016	King, Brandon	Signed
4/13/2016	Easley, Dominique	Released
4/14/2016	Gaffney, Tyler	Signed
4/15/2016	Jones, Chris	Released
4/15/2016	Kitchen, Ishmael	Released
4/22/2016	Steward, Tony	Signed
4/22/2016	Yount, Christian	Signed
4/29/2016	Jones, Cyrus	Drafted
4/29/2016	Thuney, Joe	Drafted
4/29/2016	Brissett, Jacoby	Drafted
4/29/2016	Valentine, Jacoby	Drafted
4/30/2016	Mitchell, Malcolm	Drafted
4/30/2016	Grugier-Hill, Kamu	Drafted
4/30/2016	Roberts, Elandon	Drafted
4/30/2016	Karras, Ted	Drafted
4/30/2016	Lucien, Devin	Drafted

MAY, 2016

5/2/2016	Melvin Rashaan	Released
5/2/2016	Vaughters, James	Released
5/6/2016	Jones, Cyrus	Signed/Draft Choice
5/6/2016	Thuney, Joe	Signed/Draft Choice
5/6/2016	Valentine, Vincent	Signed/Draft Choice
5/6/2016	Mitchell, Malcolm	Signed/Draft Choice
5/6/2016	Grugier-Hill, Kamu	Signed/Draft Choice
5/6/2016	Roberts, Elandon	Signed/Draft Choice
5/6/2016	Karras, Ted	Signed/Draft Choice
5/6/2016	Lucien, Devin	Signed/Draft Choice
5/6/2016	Bentley, V'Angelo	Signed
5/6/2016	Foster, D.J.	Signed
5/6/2016	Hamilton, Woodrow	Signed
5/6/2016	Johnson, D.J.	Signed
5/6/2016	Jones, Jonathan	Signed
5/6/2016	LeBlanc, Cre'von	Signed
5/6/2016	Scheu, Steven	Signed
5/6/2016	Williams, Bryce	Signed
5/6/2016	Iosefa, Joey	Released
5/9/2016	Johnson, Anthony	Signed
5/9/2016	Bostic, Jonathan	Traded to Detroit
5/11/2016	Steward, Tony	Released
5/13/2016	Iosefa, Joey	Signed

JUNE, 2016

6/10/2016	Williams, Michael	Released
6/16/2016	Bissett, Jacoby	Signed/Draft Choice

JULY, 2016

7/21/2016	Johnson, C.J.	Released
7/21/2016	Yount, Christian	Released
7/24/2016	Kerbyson, Kyler	Signed
7/24/2016	Sunseri, Vinnie	Signed
7/27/2016	Halapio, Jon	Signed
7/27/2016	Pascoe, Bear	Signed

AUGUST, 2016

8/14/2016	Kerbyson, Kyler	Released
8/16/2016	Vereen, Brock	Released
8/22/2016	Bentley, V'Angelo	Released
8/22/2016	Pascoe, Bear	Released
8/22/2016	Thompson, Cedric	Released
8/23/2016	Biggers, E.J.	Released
8/23/2016	Brown, Donald	Released
8/23/2016	Kearse, Frank	Released
8/24/2016	Washington, Nate	Released
8/25/2016	Mingo, Barkevious	Acquired Via Trade (Cleveland)
8/29/2016	Knighton, Terrance	Released
8/29/2016	Stork, Bryan	Released
8/29/2016	Jackson, Tre'	Placed on Reserve/P.U.P.
8/30/2016	Humber, Ramon	Released
8/30/2016	Milton, Keavon	Released
8/30/2016	Scheu, Steven	Released
8/30/2016	Lewis, Dion	Placed on Reserve/P.U.P.
8/30/2016	Vollmer, Sebastian	Placed on Reserve/P.U.P.

SEPTEMBER, 2016

9/3/2016	Barker, Chris	Released
9/3/2016	Carter, DeAndre	Released
9/3/2016	Dobson, Aaron	Released
9/3/2016	Gaffney, Tyler	Released
9/3/2016	Grissom, Geneo	Released
9/3/2016	Grugier-Hill, Kamu	Released
9/3/2016	Halapio, Jon	Released
9/3/2016	Hamilton, Woodrow	Released
9/3/2016	Harper, Chris	Released
9/3/2016	Iosefa, Joey	Released
9/3/2016	Johnson, Rufus	Released
9/3/2016	Kuhn, Markus	Released
9/3/2016	LeBlanc, Cre'von	Released
9/3/2016	Lucien, Devin	Released
9/3/2016	Martin, Keshawn	Released
9/3/2016	Roberts, Darryl	Released
9/3/2016	Snyder, Kevin	Released
9/3/2016	Sunseri, Vinnie	Released
9/3/2016	Vellano, Joe	Released
9/3/2016	Williams, Bryce	Released
9/4/2016	Barker, Chris	Signed to the practice squad
9/4/2016	DeBord, Clay	Signed to the practice squad
9/4/2016	Grissom, Geneo	Signed to the practice squad
9/4/2016	Hamilton, Woodrow	Signed to the practice squad
9/4/2016	Johnson, Rufus	Signed to the practice squad
9/4/2016	Lucien, Devin	Signed to the practice squad
9/5/2016	Sankey, Bishop	Signed to the practice squad
9/5/2016	Street, Devin	Signed to the practice squad
9/6/2016	Hilton, Mike	Signed to the practice squad
9/6/2016	Sunseri, Vinnie	Signed to the practice squad
9/7/2016	Rowe, Eric	Acquired Via Trade (Philadelphia)
9/7/2016	Kline, Josh	Released
9/7/2016	Gause, Quentin	Signed to the practice squad
9/7/2016	Johnson, Rufus	Released from the practice squad
9/13/2016	Hilton, Mike	Released from the practice squad
9/14/2016	White, DeAndrew	Signed to the practice squad
9/15/2017	Silberman, Ian	Signed to the practice squad
9/15/2017	DeBord, Clay	Released from the practice squad
9/26/2017	Johnson, Anthony	Released
9/27/2016	Hughes III, John	Signed
9/27/2016	Brown, Da'Ron	Signed to the practice squad
9/28/2016	Johnson, Anthony	Signed to the practice squad
9/28/2016	Silberman, Ian	Released from the practice squad

OCTOBER, 2016

10/1/2016	Scruggs, Greg	Signed
10/1/2016	Gronkowski, Glenn	Signed to the practice squad
10/1/2016	Hughes III, John	Released
10/1/2016	Brown, Da'Ron	Released from the practice squad
10/3/2016	Harbor, Clay	Released
10/5/2016	Farris, Chase	Signed to the practice squad
10/5/2016	Gause, Quentin	Released from the practice squad
10/7/2016	Brissett, Jacoby	Placed on Reserve/Injured
10/8/2016	Hamilton, Woodrow	Signed from the practice squad
10/8/2016	Cooper, Jonathan	Released
10/11/2016	Silberman, Ian	Signed to the practice squad
10/12/2016	Evans, Shaquelle	Signed to the practice squad
10/12/2016	Gronkowski, Glenn	Released from the practice squad



2016 TRANSACTIONS

OCTOBER, 2016 (continued)

10/15/2016	Grissom, Geneo	Signed from the practice squad
10/15/2016	Johnson, Anthony	Signed from the practice squad
10/15/2016	Freeny, Jonathan	Placed on Reserve/Injured
10/15/2016	Scruggs, Greg	Placed on Reserve/Injured
10/17/2016	Gaffney, Tyler	Signed from the practice squad
10/17/2016	Gronkowski, Glenn	Signed from the practice squad



PATRIOTS

at Steelers

SERIES HISTORY



The Patriots and Steelers will square off for the 29th time overall, including 24 regular season meetings and four postseason meetings, two of which were AFC Championship matchups.

This week's game will be the Patriots' 7th game overall at Heinz Field. The Patriots own a 2-2 regular season record and a 2-0 postseason record at Heinz Field.

The last time the two teams played was in the 2015 Kickoff celebration game as the 2014 defending Super Bowl Champions. The Patriots prevailed, 28-21, at Gillette stadium on Sept. 10, 2015.

New England owns a 3-1 record against the Steelers in the postseason and Pittsburgh holds a 14-10 advantage in the regular season.

The teams played in the AFC Championship Game following the 2001 and 2004 seasons, with the Patriots winning both times en route to Super Bowl titles. The teams played in the divisional playoffs in 1996 and 1997. The Patriots beat Pittsburgh, 28-3, at Foxboro Stadium en route to their Super Bowl XXXI appearance. Pittsburgh beat the Patriots the following season, 7-6, at Three Rivers Stadium.

REGULAR SEASON - STEELERS 14, PATRIOTS 10

Date	Result	Score	H/A	Stadium
10/22/72	L	3-33	A	Three Rivers Stadium
12/08/74	L	17-21	H	Schaefer Stadium
09/26/76	W	30-27	A	Three Rivers Stadium
09/03/79	L	13-16	H	Schaefer Stadium
09/27/81	L	21-27	A	Three Rivers Stadium
12/26/82	L	14-37	A	Three Rivers Stadium
09/25/83	W	28-23	A	Three Rivers Stadium
10/19/86	W	34-0	A	Three Rivers Stadium
12/17/89	L	10-28	A	Three Rivers Stadium
12/09/90	L	3-24	A	Three Rivers Stadium
09/15/91	L	6-20	A	Three Rivers Stadium
12/05/93	L	14-17	A	Three Rivers Stadium
12/16/95	L	27-41	A	Three Rivers Stadium
12/13/97	L	21-24	H	Foxboro Stadium
12/06/98	W	23-9	A	Three Rivers Stadium
09/09/02	W	30-14	H	Gillette Stadium
10/31/04	L	20-34	A	Heinz Field
09/25/05	W	23-20	A	Heinz Field
12/09/07	W	34-13	H	Gillette Stadium
11/30/08	L	10-33	H	Gillette Stadium
11/14/10	W	39-26	A	Heinz Field
10/30/11	L	17-25	A	Heinz Field
11/03/13	W	55-31	H	Gillette Stadium
09/10/15	W	28-21	H	Gillette Stadium

PLAYOFFS - PATRIOTS, 3, STEELERS 1

Date	Result	Score	H/A	Stadium
01/05/97*	W	28-3	H	Foxboro Stadium
01/03/98*	L	6-7	A	Three Rivers Stadium
01/27/02\$	W	24-17	A	Heinz Field
01/23/05\$	W	41-27	A	Heinz Field

*-Divisional Playoffs \$-AFC Championship Game

QUICK HITS

(INCLUDES POSTSEASON)

Overall Record	13-15
Home Record	5-4
Gillette Stadium	4-1
Foxboro Stadium	1-3
Road Record	8-11
Heinz Field	4-2
Three Rivers Stadium	4-9
Bill Belichick vs. Pittsburgh	10-9 (8-3 with New England)
Mike Tomlin vs. New England	2-4

PASSING PERFORMANCES

Tom Brady has played against Pittsburgh eight times in the regular-season and twice in the postseason. He owns a 6-2 regular-season record and a 2-0 postseason record after two AFC Championship wins at Pittsburgh following the 2001 and 2004 seasons. Brady is a perfect 4-0 against the Steelers at Gillette Stadium after wins in 2002, 2007, 2013 and 2015. He is 4-2 overall in games played at Heinz Field - 2-2 in the regular season and 2-0 in the postseason.

TOM BRADY VS. PITTSBURGH (6-2)

(Regular Season)

Date	A	C	Yd	%	TD	I	Rating	W/L	Score
09/09/02	43	29	294	67.4	3	0	110.0	W	30-14 (H)
10/31/04	43	25	271	58.1	2	2	72.9	L	20-34 (A)
09/25/05	41	31	372	75.6	0	1	92.7	W	23-20 (A)
12/09/07	46	32	399	69.6	4	0	125.2	W	34-13 (H)
11/14/10	43	30	350	69.8	3	0	117.4	W	39-26 (A)
10/30/11	35	24	198	68.6	2	0	101.8	L	17-25 (A)
11/03/13	33	23	432	69.7	4	0	151.8	W	55-31(W)
09/10/15	32	25	288	78.1	4	0	143.8	W	28-21 (W)
Totals	316	219	2604	69.3	22	3	113.4		6-2

TOM BRADY VS. PITTSBURGH (2-0)

(Postseason)

Date	A	C	Yd	%	TD	I	Rating	W/L	Score
01/27/02	18	12	115	66.7	0	0	84.3	W	24-17 (A)
01/23/05	21	14	207	66.7	2	0	130.5	W	41-27 (A)
Totals	39	26	489	66.7	2	0	109.1		2-0

BEN ROETHLISBERGER VS. NEW ENGLAND (3-5)

(Regular Season)

Date	A	C	Yd	%	TD	I	Rating	W/L	Score
10/31/04	24	18	196	75.0	2	0	126.4	W	34-20
09/25/05	28	12	271	42.9	2	0	93.8	L	20-23
12/09/07	32	19	187	59.4	1	0	86.3	L	13-34
11/30/08	33	17	179	51.5	2	1	75.2	W	34-13
11/14/10	49	30	387	61.2	3	1	97.9	L	26-39
10/30/11	50	36	365	72.0	2	1	97.5	W	25-17
11/03/13	48	29	400	58.3	4	2	95.8	L	31-55
09/10/15	38	26	351	68.4	1	1	95.4	L	21-28
Totals	302	186	2,281	61.6	17	6	95.4		3-5

BEN ROETHLISBERGER VS. NEW ENGLAND (0-1)

(Postseason)

Date	A	C	Yd	%	TD	I	Rating	W/L	Score
01/23/05	24	14	226	58.3	2	3	78.1	L	27-41

*-AFC Championship Game

PATS AND STEELERS AT THE TOP

The Patriots and Steelers are at the top of the NFL charts in several categories since the 1994 season.

TOTAL VICTORIES SINCE 1994 (Incl. Postseason)

New England Patriots	271
Green Bay Packers	247
Pittsburgh Steelers	243

SUPER BOWL CHAMPIONSHIPS SINCE 1994

New England Patriots	4
Denver Broncos	3
Baltimore Ravens	2
Pittsburgh Steelers	2
Green Bay Packers	2
N.Y. Giants	2

CONFERENCE CHAMPIONSHIPS SINCE 1994

New England Patriots	7
Pittsburgh Steelers	4
Denver Broncos	4

PLAYOFF VICTORIES SINCE 1994

New England Patriots	25
Pittsburgh Steelers	18
Green Bay Packers	18

DIVISION CHAMPIONSHIPS SINCE 1994

New England Patriots	15
Green Bay Packers	11
Pittsburgh Steelers	11



PATRIOTS

at Steelers

LAST MEETING: PATRIOTS 28, PITTSBURGH 21

September 10, 2015 ★ Gillette Stadium

	1	2	3	4	Final
Pittsburgh Steelers	0	3	8	10	— 21
New England Patriots	0	14	7	7	— 28

On the night the New England Patriots celebrated the 2014 Super Bowl win one last time with pregame festivities that included all four Lombardi trophies and the unveiling of the Super Bowl XLIX banner, QB Tom Brady and TE Rob Gronkowski put on a show by connecting on three touchdown passes to help lead the Patriots to a 28-21 victory over the visiting Pittsburgh Steelers in a Thursday Night NFL Kickoff game.

Brady completed 25-of-32 passes for 288 yards with four touchdowns and no interceptions. It was Brady's 161st career win as a starting quarterback for the Patriots, surpassing Brett Favre (160 wins with Green Bay) for the most wins by a starting quarterback with one team. In the process of the win, Brady set a team record with 19 consecutive pass completions.

Three of Brady's touchdown passes went to Gronkowski with two coming in the second quarter for a 14-0 lead. Gronkowski finished with five receptions for 94 yards, including a 52-yard completion in the fourth quarter on a drive that culminated when Brady connected with Gronkowski on a 1-yard touchdown pass to make it 28-14 with just under 10 minutes to play.

Pittsburgh took the opening kick and drove deep into New England territory before K Josh Scobee missed on a 44-yard field goal.

The Patriots got on the scoreboard first when Brady led a 13-play, 90-yard drive where he converted three third-down plays before finishing the drive with a 16-yard touchdown pass to Gronkowski early in the second quarter. After stopping the Steelers on the ensuing drive, Brady engineered a 9-play, 64-yard drive that ended on a 6-yard touchdown pass to Gronkowski for a 14-0 lead. After Pittsburgh finished the first half with a drive that ended in a field goal, the Patriots opened the third quarter with a 9-play, 80-yard drive that finished with a 1-yard touchdown pass from Brady to TE Scott Chandler, who converted his first catch as a Patriot into a touchdown reception.

The score increased the Patriots lead to 21-3. Pittsburgh responded on the ensuing drive with an 80-yard drive that ended on a 1-yard touchdown run by RB Will Johnson. A successful two-point play closed the New England lead to 21-11.

The Steelers opened the fourth quarter with a scoring drive that ended in a 24-yard field goal by Scobee to make it 21-14. But, on the first play of the next series, Brady and Gronkowski hooked up for a 52-yard pass play that helped get in position for a 1-yard touchdown pass to Gronkowski to extend the Patriots lead to 28-14.

Pittsburgh scored a touchdown with seven seconds to play to make it 28-21, but Gronkowski recovered the onside kick attempt as time expired to secure the victory for the Patriots.

TALE OF THE TAPE

2016 Regular Season	New England	Pittsburgh
Record	5-1	4-2
Divisional Standings	1st	1st
Total Yards Gained	2,323	2,231
Total Offense (Rank)	387.2 (5t)	371.8 (9)
Rush Offense	119.8 (7)	106.3 (15)
Pass Offense	267.3 (8)	265.5 (9)
Points Per Game	24.8 (13)	25.7 (9)
Total Yards Allowed	2,082	2,369
Total Defense (Rank)	347.0 (13)	394.8 (28)
Rush Defense	92.0 (9)	101.2 (13)
Pass Defense	255.0 (18)	293.7 (30)
Points Allowed/Game	15.2 (2)	20.5 (11)
Possession Avg.	30:58	29:20
Sacks Allowed/Yards Lost	12/74	11/92
Sacks Made/Yards	11/73	8/28
Total Touchdowns Scored	17	20
Penalties Against/Yards	38/339	32/355
Punts/Avg.	27/44.6	26/45.3
Turnover Differential	+4 (6t)	-2 (22t)

CONNECTIONS

PITTSBURGH-AREA TIES

- ★ Patriots **DL Jabaal Sheard** played in 47 games with 38 starts over a four-year career at Pittsburgh where he compiled 142 tackles, 19 ½ sacks, five forced fumbles and two fumble recoveries.
- ★ New England **FB James Develin** is originally from Gilbertsville, Pa. and attended Boyertown Area Senior High School where he lettered in football and lacrosse.
- ★ Patriots **TE Rob Gronkowski** played his senior year of high school football at Woodlands Hills in Pittsburgh, Pa.

FORMER PATRIOTS

- ★ Steelers rookie **LB Tyler Matakevich** is originally from Stratford, Conn. and attended St. Joseph's High School in Trumbull, Conn. where he was a 2011 all-state honoree at linebacker, helping the Cadets to a 10-2 record in his senior season while capturing back-to-back state championship titles.

FORMER STEELERS

- ★ Patriots **RB LeGarrette Blount** played for the Steelers during part of the 2014 season where he appeared in 11 games and rushed for 266 yards on 65 attempts with two touchdowns.

FORMER NFL TEAMMATES

- ★ Pittsburgh **head coach Mike Tomlin** was the defensive coordinator in Minnesota when Patriots **defensive line coach Brendan Daly** was the defensive assistant/defensive line coach for the Vikings.
- ★ Steelers **CB Ross Cockrell** and Patriots **WR Chris Hogan** were teammates at the Buffalo Bills.
- ★ Pittsburgh **LB Arthur Moats** played with Patriots **DL Alan Branch** and **WR Chris Hogan** at the Buffalo Bills.
- ★ Steelers **C/G Cody Wallace** and New England **RB LeGarrette Blount** were teammates at the Tampa Bay Buccaneers.
- ★ Pittsburgh **assistant head coach/defensive line John Mitchell** was the defensive line coach for the Browns when Patriots **head coach Bill Belichick** was the head coach in Cleveland.
- ★ Pittsburgh **wide receivers coach Richard Mann** was also the wide receivers coach under **Belichick** when Belichick was the head coach in Cleveland.
- ★ Steelers **offensive coordinator Todd Haley** was the wide receivers coach/offensive assistant for the Jets when New England **head coach Bill Belichick** was the assistant head coach/secondary in New York.
- ★ **Haley** was also the offensive coordinator for the Cardinals when Patriots **DL Alan Branch** played in Arizona.
- ★ Steelers **running backs coach James Saxon** worked in Kansas City when Patriots **wide receivers coach Chad O'Shea** was with the Chiefs. Saxon worked in Minnesota when New England **defensive line coach Brendan Daly** was with the Vikings.
- ★ **Saxon** also coached the running backs in Miami when Patriots **DE Rob Ninkovich** played for the Dolphins.

FORMER COLLEGE TEAMMATES

- ★ Pittsburgh **WR Sammie Coates** played with Patriots **DB Jonathan Jones** at Auburn.
- ★ Steelers **QB David DeCastro** played with Patriots **OL Cameron Fleming** and **DB Jordan Richards** at Stanford.
- ★ Pittsburgh **S Robert Golden** and Patriots **TE Rob Gronkowski** were teammates at Arizona in 2008.
- ★ Steelers **DE Cameron Heyward** and **LB Ryan Shazier** were defensive teammates with Patriots **DB Nate Ebner** at Ohio State.
- ★ Pittsburgh **DT Daniel McCullers** and Patriots **DB Justin Coleman** were defensive teammates at Tennessee.
- ★ Steelers **QB Zach Mettenberger** and Patriots **LB Barkevious Mingo** were teammates at Louisiana State.
- ★ Pittsburgh **WR Eli Rogers** and New England **TE Greg Scruggs** were offensive teammates at Louisville.
- ★ Steelers **C/G Cody Wallace** and Patriots **TE Martellus Bennett** played together at Texas A&M.
- ★ Pittsburgh **RB DeAngelo Williams** and New England **K Stephen Gostkowski** were teammates at Memphis.
- ★ Steelers **quarterbacks coach Randy Fichtner** was also the offensive coordinator/quarterbacks coach when **Gostkowski** played at Memphis.



PATRIOTS

Last Game

Patriots 35, Bengals 17

October 16, 2016 ★ Gillette Stadium

	1	2	3	4	Final
Cincinnati Bengals	0	7	7	3	– 17
New England Patriots	3	7	15	10	– 35

The New England Patriots improved to 5-1 after a strong performance by QB Tom Brady and TE Rob Gronkowski helped the Patriots to a 35-17 victory over the visiting Cincinnati Bengals.

Brady played in his first home game of the 2016 season and did not disappoint the home crowd. He finished 29-of-35 for 376 yards and three touchdowns. Gronkowski finished with a career-high of 162 yards receiving on seven receptions. Brady's 82.9 completion percentage was the seventh-highest single-game mark of his career.

Despite a sluggish first half, New England managed to hold a 10-7 half-time lead. After taking a 3-0 first quarter lead, Cincinnati had two strong second-quarter drives. Their first ended at the goal line when the Bengals failed to score on three straight plays from the 1-yard line. A fourth-and-goal attempt was stopped when DL Anthony Johnson and DL Alan Branch combined to tackle RB Giovani Bernard. The Bengals stopped the ensuing drive and marched 60 yards on seven plays before QB Andy Dalton scored on a 2-yard run for a 7-3 lead. The Patriots took over with 3:10 to play in the first half and executed an eight-play, 75-yard drive that resulted in a 15-yard touchdown pass from Brady to RB James White with 1:01 to play to make it 10-7 at the half.

Cincinnati briefly took the lead in the third quarter after taking the second-half kick and culminating an 80-yard drive with a 5-yard touchdown pass from Dalton to WR Brandon LaFell to put them in front, 14-10. The Patriots responded with a safety and a pair of touchdown passes from Brady - first to Gronkowski and then a second touchdown pass to White to take a 25-14 lead into the fourth quarter.

After a 52-yard punt followed by a holding penalty backed Cincinnati to the 8-yard line, LB Dont'a Hightower sacked Dalton in the end zone for a safety to narrow the Bengals lead to 14-12. The Patriots took the free kick and a 24-yard pass from Brady to TE Martellus Bennett and a 38-yard pass from Brady to Gronkowski helped get in position for Brady's 4-yard touchdown pass to Gronkowski for a 19-14 Patriots lead. The Patriots stopped the Bengals on the next set of downs and a 38-yard pass from Brady to Gronkowski helped get into position for Brady's 4-yard touchdown pass to White for a 15-point third quarter and a 25-14 lead.

Cincinnati added a field goal in the fourth quarter, but the Patriots scored 10 points on their final two drives with a 31-yard field goal by K Stephen Gostkowski and a 1-yard touchdown run by RB LeGarrette Blount for a 35-17 final.



23 STRAIGHT

The Patriots have won 23 straight home games against non-division AFC opponents. Their last loss to a non-division AFC team was a 33-10 loss vs. Pittsburgh on Nov. 30, 2008.

OCTOBER FEST

The Patriots are an NFL-best 51-17 in the month of October since the 2000 season. The Patriots are 30-5 at home during that time in October and 21-12 on the road.

MOST WINS IN OCTOBER SINCE 2000

Team	W	L	T	Pct.
New England Patriots	51	17	0	.750
Pittsburgh Steelers	46	19	0	.708
New York Giants	43	22	0	.662
New Orleans Saints	42	24	0	.636
Indianapolis Colts	40	23	0	.635
Green Bay Packers	39	22	0	.639
Denver Broncos	38	27	0	.585

TEAM INTERCEPTION MARK

The Patriots have yet to throw an interception in 2016 through the first six games, setting a team mark to start a season. The old mark was in 2015 when the Patriots did not throw a pick in the first four games. The overall team record for most consecutive games without an interception is eight straight games, set in the second half of the 2010 season. The NFL record to start a season without an interception is nine games set by Cleveland in 1960. The 2008 Washington Redskins went the first eight games without throwing an interception.

A SAFETY FIRST

The Patriots have now recorded a safety in back-to-back games for the first time in team history. LB Dont'a Hightower dropped Cincinnati QB Andy Dalton in the end zone for an 8-yard sack for a safety. At Cleveland in the previous game, Browns QB Cody Kessler fumbled the ball out of the end zone for a safety, forced by Dont'a Hightower.

PATS WIN AT HOME VS. CINCY

The Patriots are now 4-0 against the Cincinnati Bengals at Gillette Stadium.

Date	Score
12/12/04	35-28 victory
09/12/10	38-24 victory
10/05/14	43-17 victory
10/16/16	35-17 victory



GRONKOWSKI PERSONAL HIGH

TE Rob Gronkowski set a career high with 162 yards receiving. His previous best was 160 yards on Dec. 11, 2011, at Washington.

GRONKOWSKI PASSES FRYAR

Gronkowski's 38-yard reception in the third quarter moved him past Irving Fryar (5,726) into fourth place on the Patriots all-time receiving list. Gronkowski entered the Cincinnati game with 5,675 yards, 52 yards behind Fryar and finished with 162 yards to give him 5,837 receiving yards.

PATRIOTS ALL-TIME RECEIVING LEADERS

Name	Yards
Stanley Morgan	10,352
Wes Welker	7,459
Troy Brown	6,366
Rob Gronkowski	5,837
Irving Fryar	5,726



PATRIOTS

Last Game

GRONK APPROACHING TD RECORD

Gronkowski caught his first touchdown pass of the 2016 season with a 4-yard touchdown reception in the third quarter to increase his career total to 67 touchdowns.

MOST CAREER TOUCHDOWNS BY A PATRIOTS PLAYER

Player	Touchdowns
1. Stanley Morgan	68 (67 rec, 1 ret)
2. Rob Gronkowski	67 (66, rec, 1 rush)
3. Ben Coates	50
4. Randy Moss	50
5. Sam Cunningham	49
6. Jim Nance	46
7. Tony Collins	44

MOST TOUCHDOWN RECEPTIONS BY A PATRIOTS PLAYER

Player	Touchdowns
1. Stanley Morgan	67
2. Rob Gronkowski	66
2. Ben Coates	50
2. Randy Moss	50

MOST RECEIVING TOUCHDOWNS BY A PATRIOTS TIGHT END

Player	TD	Years
Rob Gronkowski	66	2010-Present
Ben Coates	50	1991-99
Russ Francis	28	1975-80, 87-88
Ben Watson	20	2004-09

GRONK GOES OVER 100 AGAIN

Gronkowski finished with his 22nd career 100-yard game after catching seven passes for 162 yards. He is now tied with Jackie Smith for the third-most 100-yard games by an NFL tight end with 22, behind Kellen Winslow (24) and Tony Gonzalez (31).

MOST 100-YARD GAMES BY A TIGHT END IN NFL HISTORY

Player	100-Yard Games
Tony Gonzalez	31
Kellen Winslow	24
Rob Gronkowski	22
Jackie Smith	22
Antonio Gates	21
Jason Witten	20
Shannon Sharpe	19

MOST 100-YARD RECEIVING GAMES IN PATRIOTS HISTORY

Stanley Morgan	38
Wes Welker	28
Rob Gronkowski	22
Randy Moss	18

MOST 100-YARD GAMES BY A PATRIOTS TIGHT END

Player	100-Yard Games
Rob Gronkowski	22
Ben Coates	9

BRADY ECLIPSES 5,000

Tom Brady became the fourth NFL player with at least 5,000 completions after completing 29 attempts to reach 5,010. He entered the game needing 19 completions and reached the feat with a 38-yard pass to Rob Gronkowski in the third quarter.

MOST PASS COMPLETIONS IN NFL HISTORY

1. Brett Favre	6,300
2. Peyton Manning	6,125
3. Drew Brees	5,515
4. Tom Brady	5,010
5. Dan Marino	4,967
6. John Elway	4,123
7. Warren Moon	3,988

BRADY, GRONK, REPEAT

The 4-yard touchdown pass from Tom Brady to Rob Gronkowski is the 65th touchdown connection between the two, the second most among a quarterback and a tight end in NFL history and now tied with Jim Kelly and Andre Reed for the seventh most in NFL history.

THE MOST TD CONNECTIONS BETWEEN A QB AND A TE IN NFL HISTORY

Quarterback	Tight End	Team	TD Connections
Philip Rivers	Antonio Gates	San Diego	79
Tom Brady	Rob Gronkowski	New England	65
Drew Brees	Jimmy Graham	New Orleans	51
Drew Bledsoe	Ben Coates	New England	45
Peyton Manning	Dallas Clark	Indianapolis	44
Sonny Jurgensen	Jerry Smith	Washington	43
Dan Fouts Kellen	Winslow	San Diego	41
John Elway	Shannon Sharpe	Denver	41
Ben Roethlisberger	Heath Miller	Pittsburgh	41

BRADY TO GRONK - 7TH PLACE ALL-TIME

Quarterback	Receiver	Touchdown Connections
Peyton Manning	Marvin Harrison	112
Steve Young	Jerry Rice	85
Dan Marino	Mark Clayton	79
Philip Rivers	Antonio Gates	79
Drew Brees	Marques Colston	72
Peyton Manning	Reggie Wayne	67
Tom Brady	Rob Gronkowski	65
Jim Kelly	Andre Reed	65
Johnny Unitas	Raymond Berry	63
Brett Favre	Antonio Freeman	57

GRONK GOES BACK TO BACK

Rob Gronkowski had his second straight 100-yard day after finishing with 162 receiving yards. The week before at Cleveland, he finished with 109 yards receiving. It is the fifth time in his career that he has had consecutive 100-yard games.

2011

11/06/11 NY Giants - 101 yards
11/13/11 at NY Jets - 113

2014

10/26/14 Chicago - 149 yards
11/02/14 Denver - 105 yards

2015

09/20/15 at Buffalo - 113 yards
09/27/15 Jacksonville - 101 yards

10/25/15 NY Jets - 108 yards
10/29/15 Miami - 113 yards

2016

10/9/16 at Cleveland - 109 yards
10/16/16 Cincinnati - 162 yards

TB12 APPROACHING WINS RECORD

Brady won his 196th game overall, and needs six more wins to become the NFL's all-time leader.

MOST CAREER WINS BY AN NFL QUARTERBACK (REGULAR SEASON AND POSTSEASON)

Quarterback	Teams	Wins
Peyton Manning	IND/DEN	200 (186 reg. season/14 playoffs)
Brett Favre	ATL/GB/NYJ/MIN	199 (186 reg. season/13 playoffs)
Tom Brady	NE	196 (173 reg. season/22 playoffs)
John Elway	DEN	162 (148 reg. season/14 playoffs)



PATRIOTS

Last Game

BRADY GOES BACK TO BACK

Tom Brady had his second consecutive 300-yard game after finishing with 376 yards passing against Cincinnati after throwing for 406 yards at Cleveland the previous week. It is the 14th time that he has thrown for 300 yards in back-to-back weeks. The Patriots are 61-12 in games when he throws for 300 or more yards. His 73 300-yard-games are third in NFL history to the 99 by Drew Brees and the 93 by Peyton Manning.

FRIENDLY CONFINES

Brady is 49-1 at home against the AFC since 2007. His only loss at home against an AFC opponent since 2007 was the season-finale in 2014 when the Patriots lost to Buffalo, 17-9, on Dec. 28, 2014.

Since 2007, Brady is 61-5 overall at home in the regular season. That is more wins than six teams have (home and away) combined during that span.

- Detroit - 57
- Tampa Bay - 56
- Oakland - 52
- Jacksonville - 52
- Cleveland - 47
- Los Angeles Rams - 45

BRADY LIGHTING IT UP

Tom Brady threw for 782 yard (406 and 375) over the last two weeks. It is the sixth time in his career that he has followed a 400-yard day with a 300-yard day.

- 2002 - 9/22/02 vs. KC - 410 and 9/29/02 at SD - 353
- 2011 - 9/12/11 at MIA - 517, 9/18/11 vs. SD - 423 and 9/25/11 at BUF - 387
- 2013 - 12/8/13 vs. CLE - 418 and 12/15/13 at MIA - 364
- 2015 - 9/20/15 at BUF - 466, 9/27/15 vs JACK - 358

HIGHTOWER HAD A DAY

LB Dont'a Hightower dropped Cincinnati QB Andy Dalton in the end zone for an eight-yard sack and a safety in the third quarter. It marks his second career NFL points. He returned a fumble six yards for a touchdown in his very first NFL game at Tennessee on Sept. 9, 2012. Hightower finished with a team-leading 13 total tackles, his 14th career 10-plus tackle total.

WHITE DOUBLES DOWN

RB James White caught touchdown receptions, with a 15-yard touchdown reception in the second quarter and a 4-yard touchdown reception in the third quarter. It is the first time in his career that he has had a game with two touchdown receptions. It is his second career two-touchdown game overall. On Nov. 23, 2015 vs. Buffalo, he scored on a 20-yard pass and a 6-yard run.

BLOUNT TD TRAIN ROLLS ON

RB LeGarrette Blount scored on a 1-yard touchdown run in the fourth quarter for his sixth touchdown of the season. His career-best is seven rushing touchdowns in 2013 with the Patriots. He is on pace to finish the season with 13 rushing touchdowns.

EDELMAN IN A RUSH

WR Julian Edelman had an 8-yard rush in the fourth quarter. He is now tied with WR Irving Fryar for first in team history among wide receivers with 35 rushing attempts and is second with 239 rushing yards.

MOST RUSHING ATTEMPTS BY A PATRIOTS WIDE RECEIVER

Player	Rushes
Julian Edelman	35
Irving Fryar	35
Troy Brown	29
Darryl Stingley	28
Stanley Morgan	21

MOST RUSHING YARDS BY A PATRIOTS WIDE RECEIVER

Player	Rushing Yards
Darryl Stingley	244
Julian Edelman	239
Irving Fryar	188
Troy Brown	178

LINEUP NOTES

GENEO GRISSOM MAKES HIS 2016 DEBUT

DL Geneo Grissom made his 2016 debut in a reserve role against the Bengals. He was signed to the 53-man roster the day before the game.

ERIC ROWE MAKES HIS PATRIOTS DEBUT

DB Eric Rowe made his debut for the Patriots after being inactive for the first games after being traded to New England from Philadelphia on Sept. 7, 2016. He finished with one tackle and one pass defended.

ELANDON ROBERTS MAKES FIRST NFL START

2016 sixth-round draft pick LB Elandon Roberts made his first NFL start. He became the fifth 2016 Draft pick (Joe Thuney, Jacoby Brissett, Malcom Mitchell and Ted Karras) to start a game in 2016 and the sixth 2016 Patriots rookie to start (Woodrow Hamilton).





WHAT TO WATCH FOR

2016

PATRIOTS

*The Patriots can pass the Oakland Raiders (1973-1977) as the only team to advance to six straight Conference Championship games.

*The Patriots have won seven straight division titles (2009-15) to match the Los Angeles Rams (1973-79) for the most consecutive division titles and look to pass that mark in 2016.

*The Patriots have 15 straight winning seasons and need one more to tie the San Francisco 49ers (1983-98) and the Dallas Cowboys (1970-85) for the most consecutive winning seasons at 16 since the 1970 merger.

*The Patriots have participated in a postseason game for seven straight seasons and can become the fifth team in NFL history to play in a postseason game in at least eight consecutive seasons in 2016.

*The Patriots have advanced in the postseason for five straight seasons and need to advance in the postseason in 2016 to match the record of six straight seasons of postseason advancement by the Dallas Cowboys (1991-96).

BILL BELICHICK

*Bill Belichick (6) needs to reach one more Super Bowl as a head coach to break a tie with Don Shula (6) for the most conference titles.

*Belichick has four Super Bowl wins as a head coach to match Pittsburgh's Chuck Noll for the most wins. With one more Super Bowl win, Belichick will have the most wins by a head coach in Super Bowl history.

*Belichick is tied with Tom Landry and Don Shula with 13 division titles and needs one more division title to set the record for most among all head coaches.

*Bill Belichick passed Curly Lambeau for fourth place and now has 228 regular seasons wins. He is behind Don Shula (328), George Halas (318) and Tom Landry (250).

*Belichick's Patriots teams have twice recorded five straight years of playoff advancement (2003-07 and 2011-15), tying the NFL record. If the Patriots advance in 2016, they will set the NFL record by a head coach. John Harbaugh (2008-12), Mike Holmgren (1993-97), John Madden (1973-77) and Andy Reid (2000-04) also won a playoff game in five consecutive seasons.

TOM BRADY

*Tom Brady (174) needs six more wins to become just the third NFL quarterback with 180 career regular-season wins to join Brett Favre (186) and Peyton Manning (186).

*Brady has 196 wins overall (174 in the regular season and 22 in the postseason) and needs five more wins to become the all-time leader for most wins by an NFL quarterback. Peyton Manning (200: 186 in the regular season and 14 in the postseason) and Brett Favre (199: 186 in the regular season and 13 in the postseason) have the most wins in NFL history by a starting quarterback.

*If Brady reaches 30 or more touchdowns passes in 2016, he will become just the fourth player in NFL history with 30 or more touchdown passes in seven seasons, joining Brett Favre (9), Peyton Manning (9) and Drew Brees (8).

*Brady is tied with Peyton Manning with four seasons with 35 or more touchdowns and needs to reach 35 touchdowns in 2016 for his fifth season with 35 or more touchdowns to become the all-time leader in this category.

*Brady is currently fifth on the NFL's all-time list with 58,810 career passing yards and needs 1,190 yards to become the fifth NFL player to reach 60,000 passing yards.

*Brady has passed for 4,000 yards eight times in his career and if he reaches 4,000 yards in 2016, he will be the third player to reach nine seasons with 4,000 yards, joining Peyton Manning (14) and Drew Brees (10).

*Brady led the NFL with 36 touchdown passes in 2015, his fourth time leading the NFL in touchdowns. He tied Drew Brees, Len Dawson, Brett Favre, Peyton Manning, Johnny Unitas and Steve Young for most seasons leading the NFL in touchdown passes.

TOM BRADY (CONT.)

*Brady is in his 17th season in 2016 and became the longest tenured Patriots player, surpassing the 16 seasons by Steve Grogan (1975-90).

*Brady's 17 seasons with one team is tied for the most by an NFL quarterback with John Brodie (San Francisco) and Dan Marino (Miami).

STEPHEN GOSTKOWSKI

*If Stephen Gostkowski leads the NFL in scoring in 2016, he will set the NFL mark for most seasons leading the NFL in scoring with six, moving past Don Hutson (5) and Gino Cappelletti (5). Gostkowski has led the NFL in scoring in 2008, 2012, 2013, 2014 and 2015.

*Stephen Gostkowski has led the NFL in scoring in each of the last four seasons (2012-15). He can become just the second player to lead the NFL in scoring in five straight seasons in 2016, joining Don Hutson (1940-44).

*In 2015, Gostkowski became the first NFL player with four seasons of 150 or more points and can add to that in 2016.

*Gostkowski has the second-best field goal percentage in NFL history from 50 yards or more (75.0 percent [18-of-24]).

*Gostkowski (4) needs one more 30-field goal season to tie David Akers and John Carney for the most in NFL history with five seasons of 30 or more field goals.

*Gostkowski has led the NFL in field goals three times (2008, 2013 and 2014). If he leads the NFL in field goals in 2016, he will join Lou Groza (5), Jack Manders (4), Ward Cuff (4) and Mark Moseley (4) as the only NFL players to lead the NFL in field goals in at least four seasons.

ROB GRONKOWSKI

*Rob Gronkowski has 67 overall touchdowns and needs two more touchdowns to move past Stanley Morgan (68) to become the all-time leader in touchdowns scored for the Patriots.

*Gronkowski (66) needs two receiving touchdowns to move past Stanley Morgan (67) to become the all-time leader in receiving touchdowns for the Patriots.

*Gronkowski (5,837) moved past Irvin Fryar vs. Cincinnati (10/16/16) and is now in fourth place on the Patriots all-time receiving list. He is ranked 16th all-time among NFL tight ends in receiving yards.

*Gronkowski needs one more 1,000-yard season to join Tony Gonzalez and Jason Witten for the most 1,000-yard seasons by an NFL tight end with four.

*Gronkowski has an NFL-leading five seasons with 10 or more touchdowns by a tight end and can add to his record in 2016.

*Gronkowski has 65 touchdown receptions from Tom Brady, the second-most TD receptions from a QB and a tight end, behind the 78 by Philip Rivers and Antonio Gates. The 65 TD connections tied for the 7th most overall with Jimmy Kelly and Andre Reed.

*Gronkowski has 22 100-yard games, including two in 2016 and is tied with Jacek Smith for the third-most among all NFL tight ends. Only Tony Gonzalez (31) and Kellen Winslow (24) have more.

*Gronkowski has 5,837 receiving yards and needs 732 yards to move past Heath Miller (6,569) for 10th place all-time among tight ends.

INDIVIDUAL & TEAM NOTES





ROBERT KRAFT

News & Notes

Since Robert Kraft purchased the team in 1994, the Patriots have experienced one of the most dramatic turnarounds in the history of sports. Now in his 23rd season of ownership, Kraft has transformed one of the league's least successful clubs into what observers view as a model NFL franchise. In the five seasons immediately preceding his purchase (1989-93), the Patriots were a moribund team, winning just 19 of 80 games (.238 pct.) and logging the worst record in the NFL over that span. When he bought the franchise on Jan. 21, 1994, Kraft



announced his intention to bring a championship to New England, a tall order considering the team's previous success rate. But under Kraft's leadership, the Patriots have won more division titles (15), conference crowns (7) and Super Bowl championships (4) than any other NFL team. Super Bowl XLIX was the seventh Super Bowl appearance since Kraft purchased the team, a period during which no other team has earned more than four berths. In Kraft's 22 seasons, the Patriots have qualified for the playoffs 17 times, more than doubling the franchise's accomplishments during its first 34 seasons.

	Pre-Kraft 1960-93	Pre-Kraft 1989-93	Kraft Era 1994-16
Overall Record	225-276-9	19-61	271-125
Winning Pct.	.450	.238	.684
Super Bowl Titles	0	0	4
Conference Titles	1	0	7
Division Titles	3	0	15
Playoff Seasons	6	0	17
Playoff Record	4-6	-	25-13
Home Playoff Games	1	0	21
Home Playoff Record	0-1	-	18-3

A CHAMPIONSHIP TRADITION

MULTIPLE LEAGUE CHAMPIONSHIPS SINCE 2001

TEAM	LEAGUE	TITLES
Los Angeles Galaxy	MLS	5
New England Patriots	NFL	4
Los Angeles Lakers	NBA	4
San Antonio Spurs	NBA	4
Boston Red Sox	MLB	3
San Francisco Giants	MLB	3

HIGHEST WINNING PERCENTAGE IN MAJOR PROFESSIONAL SPORTS SINCE 1994 (Regular Season)

TEAM	LEAGUE	PCT
San Antonio Spurs	NBA	.691
New England Patriots	NFL	.687
Detroit Red Wings	NHL	.652
Green Bay Packers	NFL	.645
Pittsburgh Steelers	NFL	.632
Denver Broncos	NFL	.613

245 GAME SELLOUT STREAK

In the early 1990's, the Patriots seemed destined for relocation until Robert Kraft's purchase of the team rejuvenated local interest. In 1991, the season ticket base was just 17,635, barely enough to support the club. Now, the season tickets are capped and more than 50,000 fans are on a season ticket waiting list. The Patriots have sold out 245 consecutive home games, including playoff and preseason games (dating back to the 1994 season opener).

SINCE ROBERT KRAFT PURCHASED THE TEAM IN 1994

TOTAL VICTORIES SINCE 1994 (Regular Season)

New England Patriots	246
Green Bay Packers	229
Pittsburgh Steelers	225
Denver Broncos	219
Indianapolis Colts	215

TOTAL VICTORIES SINCE 1994 (Incl. Postseason)

New England Patriots	271
Green Bay Packers	247
Pittsburgh Steelers	243
Denver Broncos	233
Indianapolis Colts	229
Philadelphia Eagles	207

MOST HOME VICTORIES SINCE 1994 (Incl. Postseason)

New England Patriots	156
Green Bay Packers	146
Pittsburgh Steelers	140
Denver Broncos	136
Indianapolis Colts	129

WINNING PERCENTAGE SINCE 1994 (Incl. Postseason)

TEAM	W	L	T	PCT.
New England Patriots	271	125	0	.684
Green Bay Packers	247	142	1	.635
Pittsburgh Steelers	243	144	1	.628
Denver Broncos	233	148	0	.612
Indianapolis Colts	229	158	0	.592
Baltimore Ravens	191	157	1	.549
Philadelphia Eagles	207	171	2	.547

SUPER BOWL CHAMPIONSHIPS SINCE 1994

New England Patriots	4
Denver Broncos	3
Baltimore Ravens	2
Green Bay Packers	2
Pittsburgh Steelers	2
N.Y. Giants	2

CONFERENCE CHAMPIONSHIPS SINCE 1994

New England Patriots	7
Pittsburgh Steelers	4
Denver Broncos	4
Green Bay Packers	3
N.Y. Giants	3
Seattle Seahawks	3

DIVISION CHAMPIONSHIPS SINCE 1994

New England Patriots	15
Green Bay Packers	11
Pittsburgh Steelers	11
Indianapolis Colts	10

PLAYOFF VICTORIES SINCE 1994

New England Patriots	25
Pittsburgh Steelers	18
Green Bay Packers	18
Baltimore Ravens	15
Denver Broncos	14
Indianapolis Colts	14
San Francisco 49ers	12
Seattle Seahawks	12

PLAYOFF GAMES PLAYED SINCE 1994

New England Patriots	38
Green Bay Packers	33
Pittsburgh Steelers	30
Indianapolis Colts	29
Philadelphia Eagles	23
Baltimore Ravens	23
Denver Broncos	23
Seattle Seahawks	22
San Francisco 49ers	21

PLAYOFF SEASONS SINCE 1994

New England Patriots	17
Green Bay Packers	17
Indianapolis Colts	16
Pittsburgh Steelers	14
Philadelphia Eagles	12
Denver Broncos	12

PLAYOFF WINNING PERCENTAGE SINCE 1994

TEAM	W	L	PCT.
New England Patriots	25	13	.658
Baltimore Ravens	15	8	.652
N.Y. Giants	10	6	.625
Denver Broncos	14	9	.609
Pittsburgh Steelers	18	12	.600
St. Louis Rams	6	4	.600
New Orleans Saints	7	5	.583



ROBERT KRAFT

Chairman & CEO

ESTABLISHING A WINNING TRADITION

Kraft's winning percentage with the Patriots (.684) since taking over the team in 1994 is the highest among all owners/ownership groups with at least 200 wins (regular and postseason) with one team. He is just one of five owners with at least 200 wins and a winning percentage over .600.

OWNER	TEAM	YEARS	WINNING PCT.
Robert Kraft	Patriots	1994-present	.684
Eddie DeBartalo, Jr.	49ers	1977-1999	.636
Clint Murchison, Jr.	Cowboys	1960-1983	.634
Pat Bowlen	Denver	1984-present	.612
Joe Robbie	Dolphins	1966-1989	.609

ALL-TIME POSTSEASON WINS BY AN OWNER

Robert Kraft has 25 career postseason wins, which is the third-most in NFL history.

WINS	OWNERSHIP
34	The Rooney Family, Pittsburgh (1933-present)
32	Green Bay Packers (1919-present)
25	Robert Kraft, New England (1994-present)
24	the Mara Family, N.Y. Giants (1925-present)
22	Eddie DeBartalo, Jr., San Francisco (1977-1999)
21	Al Davis, Oakland/Los Angeles (1972-2011)
21	Bowlen Family, Denver (1984-present)

QB STABILITY

Since 1994, the Patriots have had 15 quarterbacks on their active roster. Of this group, only four quarterbacks have started a regular-season or post-season game for the club, the fewest total of any team in the NFL. Only Drew Bledsoe and Tom Brady have started on Opening Weekend for New England.

Team	Starting QBs since 1994	Opening Day QBs since 1996
New England	5	3
Green Bay	5	2
N.Y. Giants	7	6
Pittsburgh	12	7
San Diego	12	6
Cincinnati	13	7
Houston**	13	5
Indianapolis	13	4
New Orleans	14	6
Seattle	15	6
Carolina	15	7
Kansas City	15	7
Atlanta	16	6
Jacksonville	16	8
Detroit	17	7
Buffalo	18	10
San Francisco	18	8
Philadelphia	18	10
Tennessee	18	7
Tampa Bay	18	10
Baltimore*	19	9
Denver	19	7
N.Y. Jets	19	8
Miami	20	8
Minnesota	21	11
Washington	21	11
Dallas	22	6
Arizona	23	11
Los Angeles	23	8
Chicago	25	8
Oakland	25	11
Cleveland	29	14

* Since 1996
** Since 2002

A MODEL OF CONSISTENCY

With Bill Belichick in his 17th season as head coach, the Patriots have had just three head coaches since 1994, the fewest number by far of any AFC East team.

AFC EAST TEAM	HEAD COACHES SINCE 1994
New England	3
N.Y. Jets	8
Buffalo	9
Miami	11

COACHING CONSISTENCY

Since Kraft took ownership of the team in 1994, the Patriots have had just three head coaches - Bill Parcells (1994-1996), Pete Carroll (1997-1999) and current head coach Bill Belichick (2000-present). The only team with fewer head coaches since 1994 is the Pittsburgh Steelers, who have had two - Bill Cowher (1992-2006) and Mike Tomlin (2007-present).

TEAM	HEAD COACHES SINCE 1994
Pittsburgh	2
New England	3
Baltimore Ravens*	3

* Since 1996

NFL Average of new head coaches per team since 1994	Patriots
6.3	3

MILESTONE WIN FOR KRAFT

The victory over the New York Jets (12/21/14) was the 250th win under Robert Kraft. His 250 wins in his first 368 total games tied Chicago's George Halas for the fastest an owner has reached 250 victories.

CONTINUITY BREEDS SUCCESS

New England is the second team (1970s Pittsburgh Steelers) in NFL history - and first in 35 years - to win four Super Bowls with the same owner (Robert Kraft), head coach (Bill Belichick) and quarterback (Tom Brady).

KRAFT PRODUCES MORE WINS THAN EVERY OTHER PATRIOTS OWNER COMBINED

The Patriots have 271 wins overall under Robert Kraft. He has produced more victories than every other Patriots owner combined. Under Kraft, the Patriots are 271-125 overall since he purchased the team in 1994. Kraft's predecessors in the owner's office went 225-276-9 in the 34 years prior to his purchase of the team.



FIFTEEN-YEAR FLASHBACK

A look back at the 2001 AFC Championship matchup against the Steelers in honor of the 15th anniversary of the 2001 season.

The Patriots will meet the Steelers at Heinz Field in Pittsburgh this Sunday, just as they did on the afternoon of January 27, 2002. This week's circumstances may be different from the 2001 AFC Championship game, but nearly 15 years later, the memories remain clear. It all started in the first quarter when Troy Brown returned a punt 55 yards for a touchdown to take a 7-0 lead after the Adam Vinatieri extra point was good. The New England red zone defense remained solid, stopping the Steelers' drive on the series following the punt return and forcing Kris Brown to kick a 30-yard field goal to put the score at 7-3. Quarterback Tom Brady went 12-of-18 for 115 yards through almost the first two quarters of the game, but was forced to leave the contest due to an ankle injury with less than two minutes to play in the second stanza. Drew Bledsoe entered the game in his place and soon after, found David Patten in the right corner of the end zone to gain a 14-3 lead heading into the half. The Steelers drove to the Patriots' 16-yard line to open the third quarter but were then forced to settle for another field goal attempt. New England DE Brandon Mitchell blocked the 34-yarder, allowing Troy Brown to pick up the loose ball, run it back 11 yards and throw a lateral to Antwan Harris who ran the ball the remaining 49 yards for the touchdown and the 21-3 lead. The Steelers came back to score two consecutive touchdowns with a one-yard rush from Jerome Bettis and an 11-yard rush from Amos Zereoue to pull within four at 21-17, but minutes into the fourth quarter, a 44-yard field goal from Vinatieri gave the Patriots a seven-point lead that proved to be enough. New England held on through the remainder of the fourth quarter and secured its ticket to New Orleans, on route to its first Super Bowl championship in franchise history.



KEY STATISTICS

NE		PIT
259	Total Net Yards	306
67	Net Rushing Yards	58
192	Net Passing Yards	248
22/39	Completions/Attempts	24/42
3-3	Extra Points	2-2
0	Turnovers	4
12/87	Penalties (Yards)	3/25
24	Final Score	17



SCORING SUMMARY

Qtr	Time	Tm	Detail	NYJ	NWE
1	3:42	Patriots	Troy Brown 55 yard punt return (Adam Vinatieri kick)	7	0
2	13:33	Steelers	Kris Brown 30 yard field goal	7	3
2	0:58	Patriots	David Patten 11 yard pass from Drew Bledsoe (Adam Vinatieri kick)	14	3
3	8:51	Patriots	Antwan Harris 49 yard blocked field goal return (Adam Vinatieri kick)	21	3
3	5:11	Steelers	Jerome Bettis 1 yard rush (Kris Brown kick)	21	10
3	1:29	Steelers	Amos Zereoue 11 yard rush (Kris Brown kick)	21	17
4	11:12	Patriots	Adam Vinatieri 44 yard field goal	24	17



Patriots Plan to Celebrate 15th Anniversary of the 2001 Super Bowl Season

PATRIOTS ANNOUNCE SERIES OF INITIATIVES THROUGHOUT 2016 SEASON

The New England Patriots will introduce a series of initiatives throughout the 2016 season to celebrate the 15th anniversary of the 2001 Super Bowl Championship team. The season-long celebration kicked off with a special content series that gives fans the opportunity to relive that magical season. The weekly features will run throughout the 2016 season and culminate on Dec. 4 with a special reunion of the 2001 team during a halftime ceremony of the Patriots game against the Los Angeles Rams at Gillette Stadium.

The Patriots claimed the first Super Bowl championship in its 42-year history on Feb. 3, 2002, with a 20-17 win over the St. Louis Rams in Super Bowl XXXVI in New Orleans.

The drama of Super Bowl XXXVI rivaled any pro football championship game up to that point. It began with the Patriots, much to the surprise of the TV broadcasters, choosing to be introduced as a team rather than the traditional introduction of individual players. The Patriots then went on to capture its first world championship in thrilling fashion over the heavily favored Rams, as Super Bowl XXXVI was the first to ever be won on the game's final play.

Fans will relive the moments that made 2001 so special through the following Patriots content:

VIDEO VIGNETTES

The Patriots will launch a series of video vignettes on the Patriots Twitter (@Patriots) and Facebook (New England Patriots) accounts as well as on the team's website (www.patriots.com). The vignettes will feature key stories from the 2001 season, including the Tom Brady/Drew Bledsoe debate, the infamous Snow Bowl game against the Oakland Raiders in the AFC Divisional playoffs and the events surrounding Super Bowl XXXVI in New Orleans.



(From Right to Left) ESPNBoston's Mike Reiss, The Hall at Patriot Place's Bryan Morry, the Boston Herald's Ron Borges, CSNNE's Tom Curran and Patriots play-by-play voice Bob Socci discuss highlights from the 2001 season.

THE HALL AT PATRIOT PLACE

The Hall at Patriot Place presented by Raytheon will have a special exhibit dedicated to the 2001 season beginning in the fall. The exhibit will feature artifacts and images from the 2001 season.



PATRIOTS ALL-ACCESS

The Emmy Award-winning TV show, "Patriots All-Access," will feature "Where Are They Now" segments with many of the key players from that championship team, including Richard Seymour and Lawyer Milloy. Also included in the show will be "Remember When" videos of the 13 best memories from the 2001 season.

PATRIOTS FOOTBALL WEEKLY

Patriots Football Weekly, the official newspaper of the New England Patriots, will run season-long posters of images from the 2001 season.





PATRIOTS

Team Notes



DIVISIONAL DOMINANCE

The New England Patriots own a 72-22 (.766) record in regular-season AFC East games since the beginning of the 2001 season, compiling the best intra-division record of any team in the NFL.

NFL'S TOP DIVISIONAL RECORDS SINCE 2001

Team	W	L	T	Pct.
New England	72	22	0	.766
Indianapolis	67	27	0	.713
Green Bay	65	28	1	.697
Pittsburgh	65	30	0	.684

AFC EAST DIVISIONAL RECORDS SINCE 2001

Team	W	L	T	Pct.	Div. Titles	Years
New England	72	22	0	.774	13	2001, 03-07, 09-15
N.Y. Jets	44	49	0	.473	1	2002
Miami	37	56	0	.398	1	2008
Buffalo	35	59	0	.372	0	-

The New England Patriots have won 12 division titles and have 12 playoff berths since realignment in 2002, most in the NFL.

MOST DIVISION TITLES SINCE 2002 REALIGNMENT

Team	Division Titles	Playoff Berths
New England	12	12
Indianapolis	9	12
Green Bay	8	11
Pittsburgh	6	9
Philadelphia	6	8

ROAD WARRIORS

Since the start of the 1994 season when Robert Kraft purchased the team, the Patriots have the best regular-season road record in the NFL.

TEAM	RECORD	PCT.
New England	108-70	.607
Pittsburgh	97-82	.542
Indianapolis	94-85	.525
Green Bay	93-85	.522

DECADE OF DOMINANCE

The Patriots regular-season record of 139-43 (.764) over the past 10 seasons is the best in the NFL. Over the past 10 years, only five NFL teams have posted a winning percentage of .600 or better. The Patriots are the only team over .700.

BEST RECORDS SINCE 2005

Team	W	L	T	Pct.
New England	139	43	0	.764
Indianapolis	120	62	0	.659
Pittsburgh	115	67	0	.632
Denver	111	71	0	.610
Green Bay	111	69	1	.616
Seattle	105	76	0	.580
Baltimore	104	78	0	.571
San Diego	103	79	0	.566

WINNING THE CLOSE ONES

Since 2001, the New England Patriots own the NFL's best record (including postseason) in games decided by three points or fewer. The Patriots are the only team with a winning percentage above .700 in those games. New England is 7-2 in those close games in the playoffs, the only defeats are a 17-14 loss to the N.Y. Giants in Super Bowl XLII and a 20-18 loss in the 2014 AFC Championship game at Denver.

BEST RECORD IN GAMES DECIDED BY 3 POINTS OR FEWER (SINCE 2001; Playoffs Included)

Team	W	L	T	Win Pct
New England Patriots	39	16	0	.709
Indianapolis Colts	40	20	0	.667
Denver Broncos	35	22	0	.614
Chicago Bears	30	21	0	.588
Atlanta Falcons	34	26	1	.566

THE GREAT EIGHT

The Patriots have the most overall wins among the original eight AFL teams.

OVERALL VICTORY TOTAL OF ORIGINAL AFL TEAMS (REGULAR AND POSTSEASON)

TEAM	W	L	T
New England Patriots	496	401	9
Denver Broncos	483	407	10
Oakland Raiders	473	417	11

A DOZEN W'S

The Patriots have won at least 12 games 10 times in team history, including six straight from 2010-15. San Francisco owns the NFL record with thirteen 12-win seasons since the NFL merger.

MOST CONSECUTIVE 12-WIN SEASONS SINCE 1970 MERGER

Indianapolis Colts	7 (2003-09)
New England Patriots	6 (2010-15)
Dallas Cowboys	4 (1992-95)

12-WIN SEASONS SINCE 1970 MERGER

1. San Francisco	13
2. Dallas	11
3. Denver	11
4. New England	10
5. Pittsburgh	9
6. Indianapolis	8

BOUNCE BACK PATS

Since the beginning of 2003, the Patriots are 41-6 (.872) in regular-season games following a loss. They have dropped back-to-back regular season games in 2006, 2009, 2011, 2012 and 2015 [twice]. As a starter in his career, Tom Brady is 41-10 in games following a loss.



PATRIOTS

Team Notes

OCTOBER FEST

The Patriots are an NFL-best 51-17 in the month of October since the 2000 season. The Patriots are 30-5 at home during that time in October and 21-12 on the road.

MOST WINS IN OCTOBER SINCE 2000

Team	W	L	T	Pct.
New England Patriots	51	17	0	.750
Pittsburgh Steelers	46	19	0	.708
New York Giants	43	22	0	.662
New Orleans Saints	42	24	0	.636
Indianapolis Colts	40	23	0	.635
Green Bay Packers	39	22	0	.639
Denver Broncos	38	27	0	.585

PROTECTING THE BALL

Since 2008, the Patriots lead the NFL with 52 games without turning the ball over. The Patriots are 47-5 in those games.

ZERO TURNOVER GAMES (SINCE 2008)

Rk	Team	Zero-Turnover Games
1.	New England	52
2.	Green Bay	46
3.	San Francisco	43
4.	Kansas City	42
5t.	Indianapolis	37
5t.	Baltimore	37

STELLAR INTER-CONFERENCE RECORD

The New England Patriots own a 46-11 (.807) record vs. NFC teams since realignment in 2002, the best inter-conference record in the NFL during that time.

NFL'S BEST INTER-CONFERENCE RECORD SINCE 2002

Team	W	L	T	Pct.
New England	46	11	0	.807
Pittsburgh	39	18	1	.681
Indianapolis	37	21	0	.638
Denver	36	23	0	.610
Baltimore	34	24	0	.586
Cincinnati	34	21	2	.614
Philadelphia	34	23	1	.595
Atlanta	34	23	1	.595

UNDEFEATED MONTHS

The Patriots finished the month of September with a 3-0 record for their 22nd undefeated since the 2000 season, the most in the NFL during that time period. Indianapolis is second with 15 undefeated months during that time.

PATRIOTS UNDEFEATED MONTHS SINCE THE 2000 SEASON (NOT INCLUDING JANUARY)

- 2001 - December
- 2003 - October, November, December
- 2004 - September, November
- 2005 - December
- 2006 - October
- 2007 - September, October, November, December
- 2008 - December
- 2010 - October, December
- 2011 - December
- 2012 - November
- 2013 - September
- 2014 - October
- 2015 - September, October
- 2016 - September**



STINGY DEFENSE SHINES AGAIN

The Patriots defense allowed 19.7 points per game in 2015, marking the 10th season since 2001 that the team kept opponents under 20 points per game, tied with Baltimore and Pittsburgh for the most in the NFL over that span. The Patriots enter this week holding opponents to 15.2 points per game.

SEASONS ALLOWING 20 POINTS PER GAME OR FEWER SINCE 2001

Team	Seasons	Years
New England	10	2001, 2003-04, 2006-10, 2014-15
Baltimore	10	2001, 2003-06, 2008-11, 2014
Pittsburgh	10	2001, 2004-08, 2010-12, 2015
Miami	8	2001-03, 2005-06, 2008, 2011-12

MOST SACKS UNDER BELICHICK

The Patriots recorded 49 sacks in 2015, the sixth-most in team history.

MOST SINGLE SEASON SACKS IN PATRIOTS HISTORY

1. Boston Patriots, 1963	66
2. New England Patriots, 1977	58
3. New England Patriots, 1979	57
4. New England Patriots, 1984	55
5. New England Patriots, 1985	51
6. New England Patriots, 2015	49

Bold & Highlighted- NFL leader

RUSH DEFENSE HOLDS STRONG

New England held Cleveland [10/9/16] to just 27 yards rushing for a 1.2-yard average after they entered the game first in the NFL in rushing with an average of 149.3 yards per game. Browns RB Isaiah Crowell entered the game third in the NFL in rushing yards and was held to 22 yards on 13 carries for a 1.7-yard average. The Patriots have held the opponent under 30 yards rushing 17 times in team history.

FEWEST RUSHING YARDS ALLOWED IN PATRIOTS HISTORY

DATE	OPP	ATT	YDS	AVG.
12/17/61	SD	16	2	0.1
10/11/98	KC	11	14	1.3
12/11/05	BUF	12	14	1.2
10/29/15	MIA	13	15	1.2
11/1/63	HOU	12	19	1.6
11/16/14	IND	16	19	1.2
12/4/88	SEA	19	20	1.1
9/9/12	TEN	16	20	1.3
9/22/63	OAK	10	24	2.4
12/11/77	MIA	19	25	1.3
10/9/16	CLE	22	27	1.2
12/9/61	OAK	10	27	2.7
11/17/68	KC	26	27	1.0
11/4/84	DEN	18	28	1.6
10/2/66	NYJ	18	29	1.6
11/15/70	SD	28	29	1.0
9/22/96	JACK	11	29	2.6



PATRIOTS

Team Notes



TAKING CARE OF BALL PAYS OFF

Since 2002, the Patriots are an NFL-best 107-16 when throwing no interceptions.

TEAM	GAMES WITH 0 INTS	W-L-T	WIN PCT.
New England	123	107-16-0	.870
Kansas City	111	70-41-0	.631
San Francisco	104	74-29-1	.716
Jacksonville	101	61-40-0	.604
Philadelphia	101	72-29-0	.713
Indianapolis	100	84-16-0	.840
San Diego	97	72-25-0	.742
Denver	95	74-21-0	.779
Baltimore	94	78-16-0	.830
Tennessee	91	66-25-0	.725

RECORD SCORING STREAK

The Patriots set an NFL record by scoring in 38 consecutive quarters from Week 1 to Week 11 in 2015.

THE MOST CONSECUTIVE REGULATION QUARTERS WITH AT LEAST ONE POINT:

Team	Year(s)	Consec. quarters with points scored
New England	2015	38
St. Louis	1999-2000	31
Indianapolis	2005	31
New England	1993-94	27
Kansas City	2002	27
Oakland	2002	27

SCORING PACE

The Patriots finished third in the NFL with 465 points in 2015, the sixth most in team history. They finished third in the NFL with 52 touchdowns in 2015, tied for the fifth-most in team history.

MOST PATRIOTS TD/SEASON	MOST PATRIOTS PTS /SEASON
75 in 2007	589 in 2007
67 in 2012	557 in 2012
65 in 2010	518 in 2010
61 in 2011	513 in 2011
52 in 2014	468 in 2014
52 in 2015	465 in 2015
52 in 1980	444 in 2013
52 in 1991	
50 in 2009	

TWO 100-YARD RECEIVERS

TE Rob Gronkowski (109) and WR Chris Hogan (114) both went over 100 yards receiving. It is 35th time in team history that has occurred and the first time since Oct. 26, 2014, vs. Chicago - Gronkowski (149) and Brandon LaFell (124).

PROLIFIC COMBINATION

65

Rob Gronkowski and Tom Brady have connected on 65 touchdown passes, the second-most touchdown connections between a quarterback and a tight end in NFL history.

Quarterback	Tight End	Team	TD Connections
Philip Rivers	Antonio Gates	San Diego	79
Tom Brady	Rob Gronkowski	New England	65
Drew Brees	Jimmy Graham	New Orleans	51
Drew Bledsoe	Ben Coates	New England	45
Peyton Manning	Dallas Clark	Indianapolis	44
Sonny Jurgensen	Jerry Smith	Washington	43
Dan Fouts	Kellen Winslow	San Diego	41
John Elway	Shannon Sharpe	Denver	41
Ben Roethlisberger	Heath Miller	Pittsburgh	41

TOP-10 TEAM

The Patriots offense (4th) and defense (9th) both finished in the Top 10 in 2015. The last time the Patriots offense and defense finished in the top 10 in the same season was 2008 when the offense finished No. 5 and the defense No. 10.

PATRIOTS SEASONS WITH A TOP 10 OFFENSE AND TOP 10 DEFENSE (SINCE 1970 MERGER)

2015	Offense-6	Defense-9
2008	Offense-5	Defense-10
2007	Offense-1	Defense-4
2004	Offense-7	Defense-9
1985	Offense-9	Defense-7
1980	Offense-10	Defense-8
1979	Offense-8	Defense-3
1978	Offense-1	Defense-9

RUSH TO VICTORY

Since 2000, New England is 43-1 in the regular season when a Patriot eclipses 100 yards rushing. The only loss during the Bill Belichick era came at Miami on Dec. 20, 2004, when Corey Dillon rushed for 121 yards on 26 carries and the Patriots lost to the Dolphins, 29-28. Since then, New England is 29-0 with a 100-yard rusher.



PATRIOTS

Notes of Interest

TEAM

PATRIOTS 2016 CAPTAINS

The Patriots 2016 team captains were elected by their teammates.

OFFENSE

★ TE Rob Gronkowski

DEFENSE

★ LB Dont'a Hightower and DB Devin McCourty

SPECIAL TEAMS

★ Matthew Slater

McCourty and Slater were elected captains for a sixth time, while Gronkowski and Hightower are first-time team captains.

2016 HONORS & AWARDS

P RYAN ALLEN

★ AFC Special Teams Player of the Week (Wk. 3 vs. Houston)

RB LEGARRETTE BLOUNT

★ AFC Defensive Player of the Month (September)

QB TOM BRADY

★ AFC Offensive Player of the Week (Wk 5 at Cleveland)

K STEPHEN GOSTKOWSKI

★ AFC Special Teams Player of the Week (Wk. 1 at Arizona)

SEVEN STRAIGHT DIV. TITLES

The Patriots have won seven straight AFC East titles, the longest streak in AFC East history. The Patriots have won 13 of the last 15 division crowns and join the Los Angeles Rams (7: 1973-79) for the most consecutive division titles.

MOST CONSECUTIVE DIVISION TITLES

Team	Division	Titles	Years
New England Patriots	AFC East	7	2009-15
Los Angeles Rams	NFC West	7	1973-79
Pittsburgh Steelers	AFC Central	6	1974-79
Minnesota Vikings	NFC Central	6	1973-78
Dallas Cowboys	NFL Capitol/NFC East	6	1966-71
Cleveland Browns	American/Eastern Conf.	6	1950-55
New England Patriots	AFC East	5	2003-07
Denver Broncos	AFC West	5	2011-15
Indianapolis Colts	AFC South	5	2003-07
Dallas Cowboys	NFC East	5	1992-96
San Francisco 49ers	NFC West	5	1986-90
Chicago Bears	NFC Central	5	1984-88
Oakland Raiders	AFC West	5	1972-76

SUCCESS WITH BALL SECURITY

In 2014, the Super Bowl champion Patriots and the NFC North champion Packers had only 13 giveaways, tied for the third fewest giveaways in a 16-game season in NFL history. The 2015 Patriots had the fewest giveaways in the NFL with 14. The Patriots are one of seven teams to have as few as 14 turnovers in a 16-game season, joining: Seattle (2014), Indianapolis (2013), Washington (2012), Green Bay (2011), Kansas City (2010) and the New York Giants (1990).

FEWEST GIVEAWAYS IN 16-GAME SEASON

2011 San Francisco	10
2010 New England	10
2014 Green Bay	13
2014 New England	13
2008 Miami	13
2008 New York Giants	13

BILL BELICHICK

WINNING SEASONS

Belichick (15 straight winning seasons) has the second-most consecutive winning seasons all time, trailing only Tom Landry with 20.

MOST CONSEC. DIVISION TITLES

Bill Belichick is the first NFL coach to lead his team to seven consecutive division titles. Paul Brown (1950-55), Tom Landry (1966-71), Bud Grant (1973-78) and Chuck Noll (1974-79) led their teams to six straight titles.

NFL COACHES WITH THE MOST CONSECUTIVE DIVISION TITLES

Head Coach	Teams	Consecutive Division Titles
Bill Belichick	Patriots	7 (2009-2015)
Paul Brown	Cleveland	6 (1950-1955)
Tom Landry	Dallas	6 (1966-1971)
Bud Grant	Minnesota	6 (1973-1978)
Chuck Noll	Pittsburgh	6 (1974-1979)

1ST-TIME QBS 6-0 UNDER BELICHICK

Under head coach Bill Belichick, quarterbacks are now 6-0 in their first career starts after QB Jacoby Brissett picked up a 27-0 win in his first start.

QB	Game	Score
Todd Philcox	Cleveland at LA Rams (9/20/93)	28-16 (W)
Eric Zeier	Cleveland at Cincinnati (10/29/95)	29-26 (W)
Tom Brady	Patriots vs. Indianapolis (9/30/01)	44-13 (W)
Matt Cassel	Patriots at NY Jets (9/14/08)	19-10 (W)
Jimmy Garoppolo	Patriots at Arizona (9/11/16)	23-21 (W)
Jacoby Brissett	Patriots vs. Houston (9/22/16)	27-0 (W)



PATRIOTS

Notes of Interest

TOM BRADY

RECORD TITLE HOLDER

Tom Brady earned his NFL record 13th division championship in 2015.

QUARTERBACK CAREER DIVISION TITLES

Player	Career Division Titles
Tom Brady	13
Peyton Manning	12
Joe Montana	9
Brett Favre	8
Terry Bradshaw	7
John Elway	7

MOST CONSEC. DIV. TITLES

Tom Brady set an NFL record by leading the Patriots to their seventh straight division title.

NFL RECORD FOR MOST CONSECUTIVE DIVISION TITLES BY A STARTING QB

Player	Team	Consecutive Division Titles
Tom Brady	Patriots	7 (2009-2015)
Terry Bradshaw	Steelers	6 (1974-1979)
Fran Tarkenton	Vikings	6 (1973-1978)

TOUCHDOWN TOM

Brady is fourth all-time with 434 career touchdowns, and is one of five NFL players to reach 400 touchdown passes.

300-YARD GAMES

Brady is third all-time with 73 career 300-yard passing games. Drew Brees (99) and Peyton Manning (93) are the only quarterbacks in front of him.

30 TD PASSES

Brady (36) reached 30 touchdown passes in 2015 and is just the fourth player in NFL history with at least 30 or more touchdown passes in six seasons. His 36 touchdowns led the NFL in 2015.

4,000-YARD PASSING SEASON

Brady (4,770) reached 4,000 passing yards in 2015. It is his eighth 4,000-yard season to join Peyton Manning (14) and Drew Brees (10) as the only players with at least 10 4,000-yard seasons.

PLAYER OF THE WEEK

Brady (26) needs one more AFC Offensive Player of the Week honors to tie Peyton Manning (27) for the most player of the week honors in NFL history.

12-WIN SEASONS

Since entering the NFL in 2000, Tom Brady's teams have reached 12 regular-season wins in 10 different seasons, second all-time, behind Peyton Manning.

STARTING QB'S WITH THE MOST 12-WIN REGULAR SEASONS IN NFL HISTORY

Player	Seasons
Peyton Manning	12
Tom Brady	10
Brett Favre	6
John Elway	4
Jim Kelly	4

STEPHEN GOSTKOWSKI

KICKING INTO THE RECORD BOOKS

Gostkowski became the Patriots all-time scoring leader, passing Adam Vinatieri (1,158), with a 35-yard field goal vs. Miami (12/14/14).

PATRIOTS ALL-TIME LEADING SCORERS

1. Stephen Gostkowski	1,373
2. Adam Vinatieri	1,158
3. Gino Cappelletti	1,130
4. John Smith	692
5. Tony Franklin	442

NFL SCORING LEADER

Stephen Gostkowski led the NFL with 151 points in 2015, the ninth highest total in NFL history. He is the first NFL player to have four seasons of 150 or more points - 158 in 2013, 156 in 2014, 153 in 2012 and 151 in 2015.

ROB GRONKOWSKI

GRONK REACHES 1,000

Gronkowski (1,176) reached 1,000 receiving yards for the third time in his career in 2015. He is the sixth NFL tight end with at least three career 1,000 yard seasons.

FIRST WITH 5

Gronkowski became the first tight end in NFL history to have five seasons with 10 or more touchdowns after reaching double-digit touchdowns in 2015.

NFL TIGHT ENDS WITH MOST 10-PLUS TOUCHDOWN SEASONS

Rob Gronkowski	5-2010 (10), 2011 (18), 2012 (11), 2014 (11), 2015 (11)
Antonio Gates	4
Tony Gonzalez	3
Jimmy Graham	3
Dallas Clark	2
Vernon Davis	2
Shannon Sharpe	2
Wesley Walls	2
Julius Thomas	2



PATRIOTS

Sustaining Success

PATRIOTS ARE MOST FREQUENT SUPER BOWL TEAM OVER LAST 32 YEARS

The Patriots have won eight conference championships since the 1984 season and have more conference titles than any other team over the last 32 years (since 1984). Additionally, the Patriots' seven conference titles over the last 27 years are two more than the next closest team and New England's six conference titles over the last 17 years are more than any other team.

Most Super Bowl Wins in Last 12 Seasons (2004-2015)

New England	2
Pittsburgh	2
N.Y. Giants	2
6 Other Teams	1

Most Super Bowl Wins in Last 22 Seasons (1994-2015)

New England	4
Denver	3
Pittsburgh	2
Green Bay	2
N.Y. Giants	2
Baltimore	2
7 Other Teams	1

Most Super Bowl Wins in Last 32 Seasons (1984-2015)

New England	4
N.Y. Giants	4
San Francisco	4
Dallas	3
Denver	3
4 Other Teams	2
6 Other Teams	1

Most Conference Championships in Last 9 Seasons (2007-2015)

New England	3
Denver	2
Pittsburgh	2
N.Y. Giants	2
Seattle	2
7 Other Teams	1

Most Conference Championships in Last 12 Seasons (2004-2015)

New England	4
Pittsburgh	3
Seattle	3
Denver	2
Indianapolis	2
N.Y. Giants	2
8 Other Teams	1

Most Conference Championships in Last 17 Seasons (1999-2015)

New England	6
Pittsburgh	3
N.Y. Giants	3
Seattle	3
5 other teams	2

Most Conference Championships in Last 22 Seasons (1994-2015)

New England	7
Pittsburgh	4
Denver	4
Green Bay	3
N.Y. Giants	3
Seattle	3
5 Other Teams	2

Most Conference Championships in Last 27 Seasons (1989-2015)

New England	7
Denver	5
Buffalo	4
N.Y. Giants	4
Pittsburgh	4
3 Other Teams	3

Most Conference Championships in Last 32 Seasons (1984-2015)

New England	8
Denver	7
N.Y. Giants	5
San Francisco	5
Buffalo	4
Pittsburgh	4
3 Other Teams	3

WHAT HAVE YOU DONE FOR ME LATELY?

Since the 2011 season, the Patriots have maintained their spot atop the NFL in terms of regular season winning percentage and regular season points scored. Since the beginning of the 2011 season, the Patriots have the NFL's highest winning percentage and scored the most points in the NFL. The Patriots also have the NFL's second highest winning percentage since 2012 and have scored the most points since 2012.

HIGHEST WINNING PERCENTAGE SINCE 2011

TEAM	W	L	T	PCT.	PF	PA
New England	66	20	0	0.767	2596	1730
Denver	62	24	0	0.721	2373	1836
Green Bay	59	25	1	0.700	2378	1907
Seattle	57	28	0	0.671	2072	1400
Cincinnati	54	31	1	0.634	2058	1716
Pittsburgh	53	32	1	0.622	2053	1721
San Francisco	50	36	0	0.581	1854	1686
Carolina	48	37	1	0.564	2115	1874

HIGHEST WINNING PERCENTAGE SINCE 2012

TEAM	W	L	T	PCT.	PF	PA
Denver	54	16	0	0.771	2064	1446
New England Patriots	53	17	0	0.757	2083	1388
Seattle	50	19	0	0.725	1751	1085
Cincinnati	45	24	1	0.650	1714	1393
Green Bay	44	24	1	0.645	1818	1548
Indianapolis	43	27	0	0.614	1699	1674
Carolina	42	27	1	0.607	1709	1445
Arizona	42	28	0	0.600	1581	1397
Pittsburgh	41	29	0	0.586	1728	1494

HIGHEST WINNING PERCENTAGE SINCE 2013

TEAM	W	L	T	PCT.	PF	PA
Denver	41	13	0	0.759	1583	1157
New England	41	13	0	0.759	1526	1057
Seattle	39	14	0	0.736	1339	840
Carolina	35	18	1	0.657	1352	1082
Cincinnati	35	18	1	0.657	1323	1073

MOST POINTS SCORED SINCE 2011

Team	Points
New England	2596
New Orleans	2386
Green Bay	2378
Denver	2373
Carolina	2115
Philadelphia	2104
Dallas	2085
Seattle	2072
Cincinnati	2058

MOST POINTS SCORED SINCE 2012

Team	Points
New England	2083
Denver	2064
New Orleans	1839
Green Bay	1818
Seattle	1751
Cincinnati	1714
Carolina	1709
Philadelphia	1708

MOST POINTS SCORED SINCE 2013

Team	Points
Denver	1583
New England	1526
Philadelphia	1428
Pittsburgh	1392
Green Bay	1385
New Orleans	1378
Seattle	1339



INSIDE

The Numbers

BY THE NUMBERS

2

The Patriots forced two fumbles on kickoffs in the 27-0 win vs. Houston on Sept. 22, 2016.

2

WR Chris Hogan caught two 40-yard passes (63 and 43) at Cleveland (10/9/16) to become the first Patriots player to do so in a game since Rob Gronkowski (50 and 49) at Washington (12/11/11).

4

TE Martellus Bennett had his fourth career 100-yard game and his second of the 2016 season after finishing with five receptions for 109 yards vs. Buffalo (10/2/16). Bennett also had 109 yards receiving vs. Miami (9/18/16).

4

Stephen Gostkowski executed a successful onside kick vs. Washington (11/08/15) and vs. Philadelphia (12/06/15). It was his third (Cleveland - 12/08/13 and the fourth in team history. The first came when Jim Lee Hunt recovered a Gino Cappelletti kick at the end of the first half in a 26-10 win vs. the NY Jets (9/27/64).

6

The Patriots have yet to throw an interception in the first six games of 2016, setting a new team record with to start a season without a pick. The old mark was the first four games if the 2015 season. The overall team record is eight consecutive contests, set in the second half of the 2010 season. The NFL record to start a season without an interception is nine games set by Cleveland in 1960.

6

The Patriots became the first team in NFL history in 2014 to earn five straight first-round byes and extended that record with their sixth straight bye in 2015. Dallas and San Francisco earned four straight byes from 1992 through 1995 and Denver earned four straight from 2012-15.

7

The Patriots and Green Bay Packers are the only teams that have made the playoffs in each of the last seven seasons (2009-2015).

13

The Patriots have now had at least one rookie free agent make the team in 13 straight seasons (D.J. Foster, Woodrow Hamilton and Jonathan Jones), the second-longest streak to 17 by Indianapolis.

15

The Patriots have gone 15 straight seasons without being swept by a division opponent after beating each of the AFC East teams in 2015, extending the longest such streak since the 1970 NFL merger.

16

The Patriots have scored in the final possessions of the first half and the opening possession of the second half 16 times since 2009, first in the NFL. New Orleans is second with 14 such scoring drives.

17

The Patriots have held their opponent under 30 yards rushing a total of 17 times after holding Cleveland (10/9/16) to just 27 yards rushing.

23

The Patriots have won 23 straight home games against non-division AFC opponents. Their last loss to a non-division AFC team was a 33-10 loss vs. Pittsburgh on Nov. 30, 2008.

22

Following a perfect 3-0 record in September in 2016, the Patriots now have 22 undefeated months since 2000, the most in the NFL. Indianapolis is second with 15.

22.2

The Patriots special teams in 2016 have the best kickoff unit in the NFL, holding their opponent to an NFL-low starting possession average at the 22.2-yard line.

57

Stephen Gostkowski tied a team record with a 57-yard field goal at Dallas on Oct. 11, 2015.

65

Rob Gronkowski and Tom Brady have connected on 65 touchdown passes. It is the second-most connections between a quarterback and a tight end in NFL history and is eighth overall.

84

The Patriots have won 84 straight home games when leading at halftime, adding to their NFL record. The last time the Patriots lost at home after leading at halftime was on Dec. 24, 2000, vs. Miami when they lost 27-24 after leading 21-17 at halftime.

TOM BRADY BY THE NUMBERS

6

Brady won his sixth conference title to pass John Elway (5) for most Super Bowl appearances by a quarterback and matched DL Mike Lodish for the most Super Bowls played. Lodish played in six (four with Buffalo and two with Denver).

TOM BRADY BY THE NUMBERS (continued)

4

Brady joined Terry Bradshaw and Joe Montana as the only QBs with four Super Bowl wins. Only Hall of Fame DL Charles Haley (5) has more in NFL history.

6

Brady now has six seasons with 30 or more touchdown passes.

10

Brady played in his 10th conference championship game in 2015 to match Gene Upshaw and George Blanda for the most conference championship game appearances.

13

The number of division championships won by Tom Brady, the most division titles ever by a quarterback. Peyton Manning is second with 12.

16

Brady set a Super Bowl record with 16 straight pass completions in Super Bowl XLVI vs. the New York Giants.

19

The longest streak of consecutive pass completions by Brady in a regular season game (Sept. 10, 2015 vs. Pittsburgh), a team record.

91.2

The percent of quarterback keepers converted by Brady (103 of 113) for first downs (77-of-83 on third-and-2 or less and 26-of-30 on fourth-and-2 or less).

174

Brady has 174 career regular-season wins with the Patriots, the most wins by a starting quarterback with one team. Brett Favre is second with 160 with Green Bay.

THE KRAFT ERA

4

The number of Super Bowl championships the Patriots have won since Robert Kraft purchased the team in 1994. That mark is the highest total in the NFL over that span.

7

The number of conference championships the Patriots have won since Robert Kraft purchased the team in 1994, setting a new NFL record for most conference championships as an owner.

15

The number of division championships won by the Patriots since Kraft purchased the team in 1994.

17

The number of playoff seasons earned by the Patriots in the 22 seasons since Robert Kraft purchased the team.

38

The number of playoff games the Patriots have appeared in since 1994, the most in the NFL. Green Bay has the second most with 33.

245

The number of consecutive home games that have been sold out, including all playoff and preseason games dating back to the 1994 season opener.

271

The number of games the Patriots have won since Robert Kraft purchased the franchise in 1994. Prior to Kraft's ownership, the team had won 225 total games in its entire 34-year history from 1960-93.

THE BELICHICK ERA

4

Bill Belichick has won four Super Bowls as a head coach to match Chuck Noll for the most Super Bowl wins by a head coach in NFL history.

4

Bill Belichick is the first coach to lead his team to four 500-point seasons (2007, 2010-12).

4

Bill Belichick (251 wins) passed Curly Lambeau (229 wins) for sole possession of fourth place on the NFL wins list.

9

Super Bowl XLIX was Belichick's ninth Super Bowl overall, including six as a head coach and three as an assistant coach.


13

The number of 11-win seasons by Bill Belichick to tie Don Shula's 13.



BILL BELICHICK

NEWS & NOTES



22ND SEASON AS HEAD COACH • 42ND NFL SEASON

Overall Record: 251-124 (.669) • **Regular Season:** 228-114 (.667) • **Postseason:** 23-10 (.697)

With Patriots overall (2000-16): 214-79 (.730)

Super Bowl Titles: 6 (86, 90, 01, 03, 04, 14) • **Conf. Titles:** 9 (86, 90, 96, 01, 03, 04, 07, 11, 14)

Division Titles: 20 (75, 78, 86, 89, 90, 96, 98, 01, 03, 04, 05, 06, 07, 09, 10, 11, 12, 13, 14, 15)

Bill Belichick is the only head coach in NFL history to win three Super Bowl titles in a four-year span. He won more regular season games (123) and more games overall (136) during a 10-year stretch (2002-11) than any other coach in NFL history. In the 2007 season, Belichick led the Patriots to the fourth undefeated and untied regular season in NFL history and the first since the NFL established a 16-game schedule in 1978. His 42 consecutive years as an NFL coach are second in NFL history to 44 by Tennessee's Dick LeBeau.

AMONG THE GREAT

Bill Belichick has recorded 251 career wins, which is fourth in NFL history. Belichick owns a career winning percentage of .669, which is second all-time, behind George Halas (.682).

TOP WINNING PERCENTAGE AMONG HEAD COACHES WITH AT LEAST 160 WINS (INCL. POSTSEASON)

HEAD COACH	TEAM(S)	YEARS	W	L	T	PCT.
George Halas	CHI	1920-29, 33-41, 46-55, 58-67	324	151	31	.682
BILL BELICHICK	CLE/NE	1991-95, 00-16	251	124	0	.669
Don Shula	BAL/MIA	1963-95	347	173	6	.666
Curly Lambeau	GB/CHI/WAS	1921-53	229	134	22	.630

NOTE: Winning percentage calculated using current NFL rules, counting a tie as a half-win, half-loss.

MOVING ON UP

Bill Belichick is in fourth place on the NFL wins list with 251 career wins.

MOST WINS NFL COACHES

HEAD COACH	TEAM(S)	YEARS	W	L	T
Don Shula	BAL/MIA	1963-95	347	173	6
George Halas	CHI	1920-29, 33-41, 46-55, 58-67	324	151	31
Tom Landry	DAL	1960-88	270	178	6
BILL BELICHICK	CLE/NE	1991-95, 00-16	251	124	0
Curly Lambeau	GB/CHI/WAS	1921-53	229	134	22

NOTE: Winning percentage calculated using current NFL rules, counting a tie as a half-win, half-loss.



SUPER SUCCESS

Bill Belichick has won four Super Bowls, matching Chuck Noll for the most by a head coach. He is the only coach to win four Super Bowls in the post-1993 salary cap era.

MOST SUPER BOWL VICTORIES

HEAD COACH	TEAM	TITLES	SEASONS
Bill Belichick	New England	4	2001, 2003, 2004, 2014
Chuck Noll	Pittsburgh	4	1974, 1975, 1978, 1979
Joe Gibbs	Washington	3	1982, 1987, 1991
Bill Walsh	San Francisco	3	1981, 1984, 1988

NOTE: Sorted by most recent championship. Super Bowls have determined NFL champion since 1966.

MOST CONSEC. DIVISION TITLES

Bill Belichick is the first NFL coach to lead his team to seven consecutive division titles. Paul Brown (1950-55), Tom Landry (1966-71), Bud Grant (1973-78) and Chuck Noll (1974-79) led their teams to six straight titles.

NFL COACHES WITH THE MOST CONSECUTIVE DIVISION TITLES

Head Coach	Teams	Consecutive Division Titles
Bill Belichick	Patriots	7 (2009-2015)
Paul Brown	Cleveland	6 (1950-1955)
Tom Landry	Dallas	6 (1966-1971)
Bud Grant	Minnesota	6 (1973-1978)
Chuck Noll	Pittsburgh	6 (1974-1979)

ELITE COMPANY

Bill Belichick is one of five NFL head coaches to win four or more championships since the league began postseason play in 1933, but the only one to win three in four years. Belichick joined an exclusive club in which each of the four other members has been enshrined in the Pro Football Hall of Fame.

HEAD COACHES WITH FOUR OR MORE NFL TITLES (Listed alphabetically)

HEAD COACH	CHAMPIONSHIP TEAM(S)
Bill Belichick	Patriots (SB XXXVI, XXXVIII, XXXIX, XLIX)
George Halas	Chicago Bears (1921, 33, 40, 41, 46, 63)
Curly Lambeau	Green Bay Packers (1929, 30, 31, 36, 39, 44)
Vince Lombardi	Green Bay Packers (1961, 62, 65, SB I, II)
Chuck Noll	Pittsburgh Steelers (SB IX, X, XIII, XIV)

3X COACH OF THE YEAR

The Associated Press named Bill Belichick the NFL's Coach of the Year in 2010, the third time that Belichick earned the honor. He was also named Coach of the Year following the 2003 and 2007 seasons, joining Don Shula (4-time winner) and Chuck Knox as the only three-time winners.



BILL BELICHICK

NEWS & NOTES

CAREER MILESTONE FOR BELICHICK

Belichick (228) is just the sixth NFL head coach to reach 200 career regular-season victories, joining Don Shula (328), George Halas (318), Tom Landry (250), Curly Lambeau (226) and Marty Schottenheimer (200).

NUMBER OF GAMES TO 200 REGULAR-SEASON WINS

282 Don Shula
288 George Halas
300 Curly Lambeau
306 Bill Belichick
319 Tom Landry
327 Marty Schottenheimer

Head Coach	Teams	W-L-T (regular season)
Don Shula	Colts/Dolphins	328-156-6
George Halas	Bears	318-148-6
Tom Landry	Cowboys	250-162-6
Bill Belichick	Browns/Patriots	228-114-0
Curly Lambeau	Packers/Cardinals/Redskins	226-132-22

BETTER THAN AVERAGE

Bill Belichick has led the Patriots to 15 straight winning seasons (2001-2015), second all-time, behind 20 by Tom Landry (1966-85).

MOST CONSECUTIVE SEASONS WITH A WINNING RECORD

HEAD COACH	TEAM	YEARS
Tom Landry	Dallas	20 - 1966-1985
Bill Belichick	New England	15 - 2001-2015
Curly Lambeau	Green Bay	14 - 1934-1947
Curly Lambeau	Green Bay	12 - 1921-1932
George Halas	Chicago	10 - 1933-1942
John Madden	Oakland	10 - 1969-1978

10-WIN SEASONS

Bill Belichick has coached the Patriots to 13 straight seasons with 10 or more wins, adding to his NFL record streak. In 2011, Belichick became the first coach in NFL history with nine straight seasons with at least 10 victories. George Seifert has the second most consecutive 10-win seasons with eight from 1989-1996 for San Francisco.

11 ON 13

Bill Belichick tied Don Shula for most 11-win seasons in NFL history after leading the Patriots to 11 wins in 2015. Belichick has twelve 11-win seasons with New England and one with Cleveland

NFL HEAD COACHES WITH THE MOST 11-WIN SEASONS

Bill Belichick	13
Don Shula	13
Tom Landry	10

A DOZEN TIMES 10

Bill Belichick owns the NFL record among head coaches with 10 seasons of 12 or more wins.

NFL HEAD COACHES WITH THE MOST 12-WIN SEASONS

Head Coach	Team(s)	12-win Seasons
Bill Belichick	NE	10
Don Shula	BAL, MIA	8
Tony Dungy	IND	6
Tom Landry	DAL	6
Marty Schottenheimer	CLE, KC, SD	5

BELICHICK'S DIVISIONAL SUCCESS

HEAD COACHES WITH THE HIGHEST WINNING PERCENTAGE AGAINST DIVISION OPPONENTS (SINCE 1970 - MINIMUM 60 GAMES)

Head Coach	Teams	W-L-T	Win Pct.
Mike McCarthy	Green Bay	44-17-1	.718
George Allen	LA Rams, Washington	42-18-2	.700
Bud Grant	Minnesota	69-31-1	.688
Tom Landry	Dallas	101-46-0	.687
Bill Belichick	Cleveland/Patriots	89-45-0	.664
Marty Schottenheimer	CLE/KC/SD/WAS	95-51-0	.651

THE HEAD COACHES WITH THE MOST WINS AGAINST DIVISION OPPONENTS SINCE 1970

Head Coach	Teams	Wins vs. Div. Opponents
Don Shula	Miami	132
Tom Landry	Dallas	101
Dan Reeves	DEN/NYG/ATL	95
Marty Schottenheimer	CLE/KC/SD/WAS	95
Bill Belichick	CLE/Patriots	89

BELICHICK'S PATRIOTS RENAISSANCE

Once head coach Bill Belichick implemented his coaching design on the Patriots, his approach has given him the best record of any NFL head coach who has coached over 40 games since 2001 (including the postseason).

NFL COACHES' RECORDS SINCE 2001

COACH	TEAM	W	L	T	PCT.
Bill Belichick	New England	209	68	0	.755
Tony Dungy	Tampa Bay/Indianapolis	101	41	0	.711
Jim Harbaugh	San Francisco	49	22	1	.688
Bruce Arians	Arizona	38	19	0	.667
Bill Cowher	Pittsburgh	70	35	1	.665
Mike McCarthy	Green Bay	115	64	1	.642
Pete Carroll	Seattle	71	41	0	.634
Mike Tomlin	Pittsburgh	102	59	0	.633
Chuck Pagano	Indianapolis	46	30	0	.605
John Harbaugh	Baltimore	90	59	0	.604

ABOVE THE CENTURY MARK

Bill Belichick has an overall record of 251-124. He joins Don Shula and George Halas as the only coaches with 100 more wins than losses.

MOST WINS NFL COACHES

HEAD COACH	TEAM(S)	RECORD
Don Shula	BAL, MIA	347-173-6
George Halas	Chicago	324-151-31
Bill Belichick	CLE, NE	251-124-0

500+ FOR THREE STRAIGHT YEARS

Bill Belichick is the first head coach in NFL history to lead a team to three straight 500-point seasons (2010-12). The Patriots are the first franchise in NFL history to score 500 or more points in four seasons (2007-589, 2010-518, 2011-513 and 2012-557). St. Louis is the only other team to have done it three times (1999-526, 2000-540, 2001-503).

MANNING ON BELICHICK

Peyton Manning on Bill Belichick

"Coach Belichick is the best coach that I've ever competed against. I think it's safe to say he'll go down as the greatest NFL coach of all-time. His teams are always well-coached, always well-disciplined, and you know it's going to be a 60-minute fight. To me, that speaks to his coaching."



BILL BELICHICK

NEWS & NOTES

POSTSEASON PROWESS

BEST POSTSEASON RECORDS IN NFL HISTORY (minimum of 10 games)

COACH	TEAM(S)	W	L	PCT.
Vince Lombardi	GB/WAS	9	1	.900
Tom Flores	Oakland	8	3	.727
Bill Walsh	San Francisco	10	4	.714
Joe Gibbs	Washington	17	7	.708
Bill Belichick	CLE/NE	23	10	.697
Jimmy Johnson	DAL/MIA	9	4	.692

MOST POSTSEASON GAMES AS A HEAD COACH

HEAD COACH	GAMES
Tom Landry (Dallas)	36
Don Shula (Baltimore/Miami)	36
Bill Belichick (Cleveland/New England)	33

PLAYOFF SUCCESS

MOST PLAYOFF WINS BY AN NFL HEAD COACH

HEAD COACH	TEAM(S)	WINS
Bill Belichick	Cleveland Browns, NE Patriots	23
Tom Landry	Dallas Cowboys	20
Don Shula	Baltimore Colts, Miami Dolphins	19
Joe Gibbs	Washington Redskins	17
Chuck Noll	Pittsburgh Steelers	16

DIVISION TITLES RECORD

Bill Belichick guided the Patriots to the AFC East title in 2015. His 13 division titles are the most by a head coach since the 1970 merger. Don Shula is second with 11 division titles since the merger. Overall, Belichick's 13 division titles tie Shula and Tom Landry for the most division titles among all NFL head coaches.

FIRST WITH 14 WINS IN 4 SEASONS

Bill Belichick guided the Patriots to an NFL-best 14-2 record in 2010, becoming the first head coach ever to win at least 14 regular-season games in four separate seasons. Only four other coaches — San Francisco's George Seifert (3), Washington's Joe Gibbs (2), Chicago's Mike Ditka (2) and Miami's Don Shula (2) — have more than one 14-win season.

NINE SB APPEARANCES ARE A RECORD

Super Bowl XLIX was Bill Belichick's ninth Super Bowl in his career, the most appearances by an NFL coach in history.

MOST SUPER BOWL APPEARANCES AS A HEAD COACH OR ASSISTANT

HEAD COACH	SUPER BOWLS
Bill Belichick	9 (six as a head coach)
Dan Reeves	7 (four as a head coach)
Don Shula	6 (six as head coach)
Tom Landry	5 (five as a head coach)
Chuck Noll	5 (four as a head coach)
Marv Levy	5 (four as a head coach)

GOOD IN DECEMBER

Bill Belichick is 56-12 (.823) in December with New England, the best record in December among head coaches with one team in NFL history (min. 25 games). George Seifert is second (27-6, .818).

10 CONFERENCE CHAMPIONSHIP GAMES

Bill Belichick reached his 10th conference championship game as a head coach in 2015, to match the 10 by Tom Landry since the 1970 merger.

Head Coach	Conference Championships
Bill Belichick	10
Tom Landry	10
Don Shula	7
Chuck Noll	7
John Madden	6
Bill Cowher	6





TOM BRADY

NEWS & NOTES



CAREER NOTES

Tom Brady has quarterbacked the Patriots to victories in 174 of his 225 career regular season starts, compiling a .773 winning percentage and giving him the best record of any quarterback in the Super Bowl era (since 1966). Brady's 155 career wins in his first 200 starts are the most in NFL history. Peyton Manning is second with 136 wins in his first 200 career starts.

RECORDING SUCCESS

TOP WINNING PERCENTAGE IN SUPER BOWL ERA (Since 1966, Minimum 50 Starts, Regular Season Only)

PLAYER	TEAM(S)	YEARS	W	L	T	PCT.
TOM BRADY	NE	2000-16	174	51	0	.773
Roger Staubach	DAL	1969-79	85	29	0	.746
Russell Wilson	SEA	2012-16	50	19	0	.725
Joe Montana	SF/KC	1979-94	117	47	0	.713

ACTIVE QUARTERBACKS WINNING PERCENTAGE

Minimum 32 Starts (two full seasons), Regular Season Only

QUARTERBACK	TEAM(S)	W	L	T	PCT.
TOM BRADY	NE	174	51	0	.773
Russell Wilson	SEA	50	19	0	.725
Aaron Rodgers	GB	83	41	0	.669
Ben Roethlisberger	PIT	117	58	0	.669
Andy Dalton	CIN	52	30	1	.633
Andrew Luck	IND	37	24	0	.606
Tony Romo	DAL	78	49	0	.614
Matt Ryan	ATL	78	54	0	.591
Drew Brees	SD/NO	126	95	0	.570
Cam Newton	CAR	46	36	1	.560
Joe Flacco	BAL	78	50	0	.547

TEN AFC CHAMPIONSHIP GAME APPEARANCES

The Patriots have reached 10 conference championship game in the Tom Brady - Bill Belichick era (since 2001 with Brady starting at QB). By omitting the season Brady missed due to injury in 2008, the Patriots have made 10 title games in the 14 seasons with Brady as the starter.



APPROACHING WINS RECORD

MOST CAREER WINS BY AN NFL QUARTERBACK (REGULAR SEASON AND POSTSEASON)

Quarterback	Teams	Wins
Peyton Manning	IND/DEN	200 (186 reg. season/14 postseason)
Brett Favre	ATL/GB/NYJ/MIN	199 (186 reg. season/13 postseason)
Tom Brady	NE	196 (174 reg. season/22 postseason)
John Elway	DEN	162 (148 reg. season/14 postseason)

SIX 30-TD SEASONS

Brady has six 30-touchdown seasons overall. The only other Patriots quarterback to have a 30-touchdown season was Vito "Babe" Parilli in 1964 when he led the AFL with 31. Brady is the fourth quarterback in NFL history to have 30 or more touchdown passes in at least six seasons and the fifth quarterback in NFL history with three or more straight seasons with 30 or more touchdowns.

MOST SEASONS WITH 30-PLUS TOUCHDOWN PASSES

Brett Favre	9
Peyton Manning	9
Drew Brees	8
TOM BRADY	6
Aaron Rodgers	5
Dan Marino	4
Tony Romo	4
Philip Rivers	4
Eli Manning	3
Kurt Warner	3

THREE-PLUS STRAIGHT 30 TOUCHDOWN SEASONS

Drew Brees	8 (2008-2015)
Brett Favre	5 (1994-98)
Peyton Manning	5 (2009-10, 12-14)
TOM BRADY	3 (2010-2012)
Dan Marino	3 (1984-86)

PILING UP THE WINS

Brady is one of three NFL quarterbacks with at least 170 career wins.
(Regular season only)

RK	NAME	W	L	T	PCT.
1t.	Brett Favre	186	112	0	.624
1t.	Peyton Manning	186	79	0	.702
3.	Tom Brady	174	51	0	.773
4.	John Elway	148	82	1	.643
5.	Dan Marino	147	93	0	.613
6.	Drew Brees	126	95	0	.570
7.	Fran Tarkenton	124	109	6	.531
8.	Johnny Unitas	119	64	4	.647
9t.	Joe Montana	117	47	0	.713
9t.	Ben Roethlisberger	117	58	0	.669
11.	Terry Bradshaw	107	51	0	.677
12.	Warren Moon	102	101	0	.510

FOUR 35-TD SEASONS

Brady, who led the NFL in 2015 with 36 touchdowns, joined Peyton Manning as the only NFL players in history with at least 35 touchdown passes in four different seasons.

QBS WITH THE MOST 35+ PASSING TOUCHDOWNS IN NFL HISTORY

PLAYER	35+ TD SEASONS
Tom Brady	4 (50 in 2007, 36 in 2010, 39 in 2011, 36 in 2015)
Peyton Manning	4 (49 in 2004, 37 in 2012, 55 in 2013, 39 in 2014)
Brett Favre	3 (38 in 1995, 39 in 1996 and 35 in 1997)
Drew Brees	3 (46 in 2011, 43 in 2012 and 39 in 2013)
Aaron Rodgers	3 (45 in 2011, 39 in 2012 and 38 in 2014)



TOM BRADY

NEWS & NOTES

BRADY ONE OF TEN

NFL PLAYERS TO AVG. 250 YARDS PER GAME

(Minimum 50 Games)

PLAYER	TEAM	YARDS/GAME
Drew Brees	SD/NO	282.1
Peyton Manning	IND/DEN	270.5
Matt Ryan	ATL	263.9
Kurt Warner	STL/ARI	260.8
Tom Brady	NE	259.1
Dan Marino	Miami	253.6
Aaron Rodgers	GB	256.3
Philip Rivers	SD	253.5
Ben Roethlisberger	PIT	252.4
Carson Palmer	CIN/ARI	251.1

BRADY AT 4,000

Brady (4,770) reached 4,000 passing yards for the eighth time in his career.

ALL-TIME 4,000 YARD PASSING SEASONS

14	Peyton Manning
10	Drew Brees
8	Tom Brady
7	Philip Rivers
6	Dan Marino
6	Brett Favre
5	Carson Palmer, Aaron Rodgers, Matt Ryan, Eli Manning and Matthew Stafford

PATRIOTS TOP PASSING YARDS/SEASON

Yards	Player	Year
5,235	Tom Brady	2011
4,827	Tom Brady	2012
4,806	Tom Brady	2007
4,770	Tom Brady	2015
4,555	Drew Bledsoe	1994
4,398	Tom Brady	2009
4,343	Tom Brady	2013
4,110	Tom Brady	2005
4,109	Tom Brady	2014
4,086	Drew Bledsoe	1996

24 CAREER 4-TD GAMES

Brady has thrown four or more touchdowns in 24 games - 19 four-TD games, three five-TD games and two six-TD games. The Patriots are 23-1 when Brady throws four or more TD passes.

MOST GAMES WITH 4+ TOUCHDOWN PASSES

PLAYER	4+ TD GAMES
1. Peyton Manning	35
2. Drew Brees	29
3. Tom Brady	24
4. Brett Favre	23
5. Dan Marino	21
6. Johnny Unitas	17

MOST GAMES WITH 4+ TDS AND NO INTERCEPTIONS

PLAYER	GAMES
Tom Brady	19
Drew Brees	19
Peyton Manning	18
Brett Favre	12

SIX FOR SIX-PLUS

Brady has thrown six touchdowns in a game two times and is one of eight NFL players to have thrown at least six touchdowns in a game two times. Brady threw six touchdowns at Miami (10/21/07) and vs. Tennessee (10/18/09).

NFL PLAYERS WITH AT LEAST TWO 6+TD GAMES

PLAYER	6+ TD GAMES
Peyton Manning	3 (Two 6 TD games and one 7 TD Game)
George Blanda	2 games with 7 touchdowns
Y.A. Tittle	2 (1 game with 7 and 1 with 6 TDs)
Drew Brees	2 (1 game with 7 and 1 with 6 TDs)
Tom Brady	2 games with 6 touchdowns
Charley Johnson	2 games with 6 touchdowns
Ben Roethlisberger	2 games with 6 touchdowns
Aaron Rodgers	2 games with 6 touchdowns



50,000 YARDS

Tom Brady (58,810) became the sixth NFL quarterback to reach 50,000 passing yards in the win vs. Cincinnati on Oct. 5, 2014. He moved past John Elway into fifth place all-time in a win vs. Denver (11/2/14).

Player	Passing yards
1. Peyton Manning	71,940
2. Brett Favre	71,838
3. Drew Brees	62,637
4. Dan Marino	61,361
5. Tom Brady	58,810
6. John Elway	51,475
7. Warren Moon	49,325
8. Fran Tarkenton	47,003
9. Vinny Testaverde	46,233
10. Eli Manning	45,975

A GOOD RATIO

Brady ranks first in touchdown-to-interception ratio among quarterbacks with 400 career TD passes. He ranks third in TD-to-INT ratio overall, behind only Aaron Rodgers and Russell Wilson.

BRADY TOPS 400 CLUB IN TD/INT RATIO

NFL All-Time Rank in Parentheses

Player	Touchdowns	Interceptions	Ratio
Tom Brady	434 (4)	150 (56)	2.89 (3)
Peyton Manning	539 (1)	251 (9)	2.15 (5)
Drew Brees	4442 (3)	209 (22t)	2.11 (7)
Dan Marino	420 (5)	252 (8)	1.67 (22)
Brett Favre	508 (2)	336 (1)	1.51 (31)

400-TD CLUB

Tom Brady is one of five NFL players with at least 400 career touchdowns.

MOST CAREER TOUCHDOWN PASSES

(regular season only) Bold indicates active players

RANK	NAME	TOUCHDOWNS
1.	Peyton Manning	539
2.	Brett Favre	508
3.	Drew Brees	442
4.	Tom Brady	434
5.	Dan Marino	420
6.	Fran Tarkenton	342
7.	Eli Manning	302
8.	John Elway	300
9.	Philip Rivers	293
10.	Warren Moon	291

BRADY HAS RECORD FOR TDS WITH ONE TEAM

Brady is third in NFL history in all-time touchdown passes (regular season and playoffs) and ranks first for most touchdowns with one team.

ALL-TIME TOUCHDOWN PASS LEADERS (INCLUDING PLAYOFFS)

Player	Years	Team(s)	Total TD	Reg. Season	Playoffs
Peyton Manning	1998-Present	IND/DEN	579	539	40
Brett Favre	1991-2010	ATL/GB/NYJ/MIN	552	508	44
Tom Brady	2000-Present	NE	490	434	56
Drew Brees	2001-Present	SD/NO	466	438	24
Dan Marino	1983-1999	MIA	452	420	32
Fran Tarkenton	1961-1978	MIN/NYG	353	342	11
John Elway	1983-1998	DEN	327	300	27
Eli Manning	2004-present	NYG	319	302	17
Joe Montana	1979-1994	SF/KC	318	273	45

MOST TOUCHDOWN PASSES WITH ONE TEAM (INCLUDING PLAYOFFS)

Player	Years	Team(s)	Total TD	Reg. Season	Playoffs
Tom Brady	2000-Present	NE	490	434	56
Brett Favre	1992-2007	GB	481	442	39
Dan Marino	1983-1999	MIA	452	420	32
Peyton Manning	1998-2010	IND	428	399	29



TOM BRADY

NEWS & NOTES

ECLIPSING 3K

Brady (4,770) once again reached 3,000 yards in 2015 for his 13th 3,000-yard season.

NFL RECORD FOR MOST 3,000-YARD SEASONS

18	Brett Favre
16	Peyton Manning
13	Tom Brady
13	Drew Brees
13	Dan Marino
12	John Elway

FRANCHISE LEADING PASSER

PATRIOTS ALL-TIME LEADING PASSERS

PLAYER	YEARS	ATT	COMP	YARDS
Tom Brady	2000-16	7,867	5,010	58,810
Drew Bledsoe	1993-01	4,518	2,544	29,657
Steve Grogan	1975-90	3,593	1,879	26,886

NFL FRANCHISE WINS LEADER

Tom Brady has 174 career regular-season wins with the Patriots, the most by a starting quarterback with one team. Brady made his 208th career start against Pittsburgh (9/10/15) when he won his 161st game. It took Brett Favre 253 starts to reach 160 wins.

MOST WINS AS A STARTING QUARTERBACK FOR ONE TEAM

Player	Wins	Team
Tom Brady	174	New England
Brett Favre	160	Green Bay
John Elway	148	Denver
Dan Marino	147	Miami
Peyton Manning	141	Indianapolis

BRADY RACKS UP PASSING YARDS

Brady has 73 NFL games with 300 or more yards passing and the Patriots are 61-12 in those games. He is one of three players with 70 300-yard games.

NFL QUARTERBACK 300-YARD GAMES (* ACTIVE)

PLAYER 300-YARD GAMES

Drew Brees*	99
Peyton Manning	93
Tom Brady*	73
Dan Marino	63
Brett Favre	62
Kurt Warner	52
Dan Fouts	51
Warren Moon	49
Ben Roethlisberger*	48
Philip Rivers*	48

Brady had a career-best eleven 300-yard games in the 2011 season, tied for third in NFL history behind Drew Brees (13 in 2011) and Peyton Manning (12 in 2013). He had seven 300-yard games in 2015.

TOP QB HOME STARTING RECORDS (MIN. 75 STARTS) SINCE 1970 MERGER (INCLUDES POSTSEASON)

PLAYER	TEAM(S)	W	L	T	PCT.
Tom Brady	NE	113	18	0	.863
Terry Bradshaw	PIT	75	14	0	.843
John Elway	DEN	104	25	0	.806

39 GAME-WINNING DRIVES

Brady has 39 game-winning drives in the fourth quarter or overtime in the regular season.

MOST GAME WINNING DRIVES IN THE FOURTH QUARTER OR OVERTIME (Regular Season)

PLAYER	TEAMS	4TH QTR GAME-WINNING DRIVES
1. Peyton Manning	IND/DEN	53
2. Dan Marino	Miami	47
3. Brett Favre	GB/NYJ/MIN	43
4. John Elway	Denver	40
5. Tom Brady	New England	39
6. Drew Brees	SD/NO	37
7. Warren Moon	HOU/MIN/SEA/KC	35

BRADY'S COMEBACKS

Brady has engineered 49 career game-winning performances to lead his team to a victory from a fourth-quarter deficit or tie.

DATE	OPP.	TIME REMAINING			PASSING STATISTICS				FINAL
		SCORE	IN REG.	ATT	CMP	YDS	TD	INT	
11/15/15	at NYG	17:23	15:00	18	11	193	1	1	27-26
10/25/15	NYJ	16:17	15:00	17	14	150	2	0	30-23
02/01/15	SEA**	14:24	15:00	15	13	124	2	0	28-24
01/10/15	BAL*	28:28	15:00	8	9	72	1	0	35-31
12/21/14	at NYJ	10:13	15:00	6	3	26	0	1	17-13
12/07/14	at SD	13:14	15:00	8	7	112	1	0	23-14
12/08/13	CLE	3:19	15:00	20	16	142	2	0	27-26
12/01/13	at HOU	21:24	15:00	12	8	87	0	0	34-31
11/24/13	DEN	21:24	15:00	19	12	100	1	0	[ot] 34-31
10/13/13	NO	23:27	1:13	5	7	70	1	0	30-27
09/08/13	at BUF	20:21	4:31	7	7	36	0	0	23-21
10/21/12	NYJ	23:26	1:37	9	13	95	0	0	[ot] 29-26
09/30/12	at BUF	21:21	15:00	7	4	78	2	0	52-28
01/22/12	BAL*	16:20	15:00	6	3	20	0	1	23-20
12/24/11	MIA	17:17	15:00	11	8	120	0	0	27-24
10/16/11	DAL	13:16	5:13	9	11	87	1	0	20-16
12/19/10	GB	21:27	13:49	6	5	82	1	0	31-27
11/25/10	at DET	24:24	15:00	5	5	86	2	0	45-24
10/17/10	BAL	10:20	14:53	24	16	156	1	1	[ot] 23-20
09/14/09	BUF	13:24	5:32	13	11	112	2	0	25-24
12/29/07	at NYG	23:28	15:00	12	8	130	1	0	38-35
12/03/07	at BAL	17:24	14:25	17	7	113	1	0	27-24
11/25/07	PHI	24:28	15:00	16	11	109	0	0	31-28
11/04/07	at IND	10:20	9:42	10	8	144	2	0	24-20
01/14/07	at SD*	13:21	8:35	14	9	122	1	1	24-21
12/03/06	DET	13:21	13:07	15	14	101	0	0	28-21
11/26/06	CHI	10:10	14:46	7	6	98	1	0	17-13
09/10/06	BUF	14:17	15:00	6	3	58	0	1	19-17
11/13/05	at MIA	15:16	2:53	2	2	76	1	0	23-16
10/30/05	BUF	7:16	10:07	4	4	69	0	0	21-16
10/09/05	at ATL	28:28	3:52	2	2	17	0	0	31-28
09/25/05	at PIT	10:13	14:19	12	12	167	0	0	23-20
02/06/05	PHI**	14:14	15:00	4	2	33	0	0	24-21
10/03/04	at BUF	17:17	15:00	4	2	8	1	0	31-17
02/01/04	CAR**	29:29	1:08	5	4	47	0	0	32-29
01/10/04	TEN*	14:14	15:00	11	6	27	0	0	17-14
11/30/03	at IND	31:31	10:21	6	3	31	1	0	38-34
11/23/03	at HST	13:20	3:11	14	10	133	1	0	[ot] 23-20
11/03/03	at DEN	23:26	2:51	4	5	58	1	0	30-26
10/19/03	at MIA	13:13	15:00	10	7	147	1	0	[ot] 19-13
10/05/03	TEN	24:27	4:40	1	1	15	0	0	38-30
12/29/02	MIA	13:24	4:59	13	8	69	1	0	[ot] 27-24
11/10/02	at CHI	19:30	5:16	14	9	116	2	0	33-30
09/22/02	KC	38:38	0:00	5	4	46	0	0	[ot] 41-38
02/03/02	STL**	17:17	1:21	8	5	53	0	0	20-17
01/19/02	OAK*	3:13	15:00	27	20	138	0	0	[ot] 16-13
12/16/01	at BUF	6:9	5:57	13	9	116	0	0	[ot] 12-9
12/02/01	at NYJ	14:16	15:00	7	6	56	0	0	17-16
10/14/01	SD	16:26	8:48	18	13	130	1	0	[ot] 29-26

^ Statistics are from the time noted until the end of the game * Divisional Playoffs ** Super Bowl



TOM BRADY

NEWS & NOTES

LATE GAME WINNER

Brady now has seven career games in which he threw a game-winning touchdown pass in the final minute of the game to turn a Patriots deficit into a Patriots win.

11/10/02 at Chicago* W 33-30

The Patriots trailed 30-25 when Brady threw a 20-yard touchdown to David Patten with 21 seconds left to give the Patriots a 33-30 win.

*-Champaign, Ill.

11/3/03 at Denver W 30-26

The Patriots trailed 26-23 when Brady threw an 18-yard touchdown to David Givens with 30 seconds left to give the Patriots a 30-26 win.

12/3/07 at Baltimore W 27-24

The Patriots trailed 24-20 when Brady threw an 8-yard touchdown to Jabar Gaffney with 44 seconds left to give the Patriots a 27-24 win.

9/14/09 vs. Buffalo W 25-24

The Patriots trailed 24-19 when Brady threw a 16-yard touchdown to Ben Watson with 50 seconds left to give the Patriots a 25-24 win.

10/16/11 vs. Dallas W 20-16

The Patriots trailed 16-13 when Brady threw an 8-yard touchdown pass to Aaron Hernandez with 22 seconds left to give the Patriots a 20-16 win.

10/13/13 vs. New Orleans W 30-27

The Patriots trailed 27-23 when Brady threw a 17-yard touchdown pass to Kenbrell Thompkins with five seconds left to give the Patriots a 30-27 win.

12/08/13 vs. Cleveland W 27-26

The Patriots trailed 26-21 when Brady threw a 1-yard touchdown pass to Danny Amendola with 31 seconds left to give the Patriots a 27-26 win.

THREE TD; NO INT

Tom Brady is second in NFL history with 47 games with three or more touchdowns and no interceptions. The Patriots are 45-2 (.957) in such games.

PLAYER MOST GAMES WITH 3+ TD PASSES AND 0 INT.

Peyton Manning	51
Tom Brady	47
Drew Brees	38
Brett Favre	36
Aaron Rodgers	33

TOM BRADY'S RECORD AS A STARTER

	REG. SEASON	PLAYOFFS	TOTAL
Overall	174-51	22-9	196-60
Home:	98-15	15-3	113-18
Road:	76-37	7-6*	83-42

By Yardage Total

Less than 200:	35-16	4-1	39-17
200-299:	78-23	11-5	89-28
300 or more:	61-12	7-3	68-15

Other Records

On Artificial Turf:	109-16	11-5	120-21
Temp Below 40:	35-6	12-2	47-8
Thanksgiving or later:	63-17	22-9	85-26
Leading at Halftime:	134-16	15-4	149-20
Leading after 3 Qtrs.:	143-9	14-3	157-12
Overtime:	9-4	1-0	10-4
Passer rating >100.0:	98-6	11-0	109-6

*-Includes six Super Bowls at neutral sites

RECORD TITLE HOLDER

Tom Brady earned his NFL record 13th division championship in 2015.

QUARTERBACK CAREER DIVISION TITLES

Tom Brady	13
Peyton Manning	12
Joe Montana	9

12-WIN SEASONS

Since entering the NFL in 2000, Tom Brady's teams have reached 12 regular-season wins in 10 different seasons, second all-time, behind Peyton Manning.

STARTING QB'S WITH THE MOST 12-WIN REGULAR SEASONS IN NFL HISTORY

PLAYER	SEASONS
Peyton Manning	11
Tom Brady	10
Brett Favre	6
John Elway	4
Jim Kelly	4

MOST WINS IN 200 STARTS

Brady had 155 career regular-season wins in his first 200 regular-season starts (.775 win pct.). Peyton Manning is second with 136 victories in his first 200 starts.

MOST WINS BY A STARTING QB THROUGH 200 REGULAR SEASON STARTS

Quarterback	Wins Through 200 Starts
Tom Brady	155
Peyton Manning	136
Dan Marino	125
John Elway	124

FOURTH TO REACH 5,000 COMPLETIONS

Tom Brady had 28 completions at Cleveland (10/9/16) to move past Dan Marino for the fourth-most completions by an NFL quarterback. He had 29 completions vs. Cincinnati (10/16/16) to become the fourth player with 5,000 completions.

MOST PASS COMPLETIONS IN NFL HISTORY

1. Brett Favre	6,300
2. Peyton Manning	6,125
3. Drew Brees	5,515
4. Tom Brady	5,010
5. Dan Marino	4,967
6. John Elway	4,123
7. Warren Moon	3,988

THIRD FASTEST TO 4,000 COMPLETIONS

Tom Brady has now completed 5,010 passes over his career in the regular season, becoming just the sixth player (third fastest) in NFL history to achieve the feat.

GAMES PLAYED TO 4,000 CAREER COMPLETIONS

Drew Brees	169
Peyton Manning	183
Tom Brady	187
Dan Marino	193
Brett Favre	196
John Elway	227

BRADY HAS FIFTH-BEST QB RATING

PLAYER	YEARS	TEAM	RATING
Aaron Rodgers	2005-16	Green Bay	103.5
Russell Wilson	2012-16	Seattle	101.4
Tony Romo	2004-16	Dallas	97.1
Steve Young	1985-99	TB/SF	96.8
Tom Brady	2000-16	Patriots	96.7
Peyton Manning	1998-15	IND/DEN	96.5
Drew Brees	2001-16	SD/NO	96.0
Philip Rivers	2004-16	SD	95.9



TOM BRADY

NEWS & NOTES

MOST TD THROWS COACH/QB TANDEM

Tom Brady has thrown 434 career touchdowns under head coach Bill Belichick, the most touchdowns among any head coach/starting quarterback tandem.

MOST TDS/QB TANDEMS (Regular Season Only)

Quarterback/Head Coach	Team	Touchdowns
Tom Brady/Bill Belichick	NE	434
Dan Marino/Don Shula	MIA	352
Drew Brees/Sean Payton	NO	315
Len Dawson/Hank Stram	KC	232

BRADY UNDEFEATED AGAINST 7

Brady is undefeated against seven teams - Atlanta (4-0), Chicago (4-0), Dallas (4-0), Detroit (4-0), Jacksonville (5-0), Minnesota (4-0) and Tampa Bay (3-0). Brady is most successful against Buffalo, with a 25-3 career record and the non-divisional team he has beaten the most is Indianapolis (9-3).

NO PLACE LIKE HOME

Tom Brady made his 100th career home start against Chicago on Oct. 26, 2014. The win over Chicago gave Brady an 87-13 home record in his first 100 home starts, the best in NFL history since the merger for a quarterback with at least 50 starts.

BEST HOME REGULAR SEASON STARTING RECORDS (MINIMUM 40 STARTS)

Player	Record
Tom Brady	98-15 (.867)
Terry Bradshaw	67-12 (.848)
Roger Staubach	49-10 (.831)
John Elway	92-23 (.805)
Aaron Rodgers	49-13 (.790)
Joe Flacco	48-16 (.750)

BEST HOME REGULAR SEASON STARTING RECORD IN FIRST 100 STARTS

Player	Record
Tom Brady	87-13 (.870)
Brett Favre	82-18 (.820)
John Elway	77-23 (.770)
Peyton Manning	74-26 (.740)

WINNINGEST COACH/QB TANDEM

Bill Belichick and Tom Brady have the best winning percentage and most wins for a head coach/starting quarterback tandem since the 1970 merger.

WINNINGEST COACH/QB TANDEMS SINCE 1970 (Regular Season Only - by winning percentage)

Quarterback/Head Coach	Team	W	L	T	Pct.
Tom Brady/Bill Belichick	NE	174	51	0	.773
Peyton Manning/Tony Dungy	IND	85	27	0	.759
Ken Stabler/John Madden	OAK	60	19	1	.756
Jim McMahon/Mike Ditka	CHI	46	15	0	.754

WINNINGEST COACH/QB TANDEMS SINCE 1970 (Regular Season Only - by victories)

Quarterback/Head Coach	Team	W	L	T	Pct.
Tom Brady/Bill Belichick	NE	174	51	0	.773
Terry Bradshaw/Chuck Noll	PIT	107	51	0	.677
Dan Marino/Don Shula	MIA	116	68	0	.630

WINNINGEST COACH/QB TANDEMS (Notable Combinations)

Quarterback/Head Coach	Wins	Playoff Apps	NFL Titles
Tom Brady/Bill Belichick	174	13	4
Dan Marino/Don Shula	116	7	0
Terry Bradshaw/Chuck Noll	107	10	4
Roger Staubach/Tom Landry	85	10	2
Bart Starr/Vince Lombardi	77	6	5
Joe Montana/Bill Walsh	75	7	3

MOST STARTS UNDER ONE HC

Tom Brady made his 185th career start at Carolina on Nov. 18, 2013, all under Bill Belichick. It is the most starts by a quarterback under one head coach in NFL history. Brady surpassed Dan Marino, who had 184 career starts under head coach Don Shula. Brady now has 225 career starts under Belichick.

13 GAMES WITH 300 YARDS, 4 TDS & 0 INTS

Tom Brady had his 13th NFL game with 300 yards, four touchdowns and no interceptions vs. Miami (10/29/15), second in NFL history to the 16 such games by Drew Brees.

BRADY BEATS BUFFALO

Tom Brady owns a 25-3 record against the Buffalo Bills and has more wins against Buffalo than any other NFL team. The New York Jets are second with 21 wins.

MOST WINS BY A STARTING QUARTERBACK AGAINST AN OPPONENT

Player	Wins
Brett Favre	26 wins against Detroit
Tom Brady	25 wins against Buffalo
Brett Favre	23 wins against Chicago
Dan Marino	22 wins against Indianapolis

NFL RECORD FOR ATTEMPTS BETWEEN INTS

Tom Brady attempted 358 consecutive regular-season passes without an interception, a streak spanning from Oct. 17, 2010-Sept. 1, 2011. Brady eclipsed Bernie Kosar's record on Dec. 26, 2010 at Buffalo.

MOST CONSECUTIVE PASS ATTEMPTS WITHOUT AN INTERCEPTION

358	Tom Brady (Patriots)	2010-11
312	Alex Smith (Kansas City)	2015
308	Bernie Kosar (Cleveland)	1990-91
294	Bart Starr (Green Bay)	1964-65
279	Jeff George (IND/ATL)	1993-94
277	Rich Gannon (Oakland)	2001
271	Jason Campbell (Washington)	2007-08

SECOND IN DISTINCT HONOR

Tom Brady has earned 26 AFC Player of the Week honors, second in NFL history Peyton Manning's 27 honors. Brady was named AFC Offensive Player of the Week for Week 5 in 2016 after throwing for 406 yards and 3 touchdowns in the win at Cleveland on Oct. 9, 2016.

CAREER PLAYER OF THE WEEK AWARDS

Player	Career	Team	POW Awards
Peyton Manning	1998-present	Colts/Broncos	27
Tom Brady	2000-present	Patriots	26
Dan Marino	1983-1999	Dolphins	18
Brett Favre	1991-2010	Packers, Jets, Vikings	16
John Elway	1983-1998	Broncos	15

BIG IN DECEMBER

Tom Brady is 50-10 (.833) in December, the second-best record in December among quarterbacks with at least 20 starts. Roger Staubach is first (17-3, .850). Among active quarterbacks, Philip Rivers is second with a 32-12 record (.727)



TOM BRADY

NEWS & NOTES

MOST GAMES PLAYED AS A PATRIOT

Tom Brady passed Bruce Armstrong at Dallas (10/11/15) with his 213th game played in a Patriot uniform.

<i>Player</i>	<i>Games Played</i>
Tom Brady	227
Bruce Armstrong	212
Julius Adams	206

SECOND PATRIOT WITH 200 STARTS

Tom Brady (225) is the second New England Patriots player to start in at least 200 games. Patriots Hall of Fame OL Bruce Armstrong started in 212 games during his career.

200-PLUS STARTS

Tom Brady is one of nine NFL quarterbacks with at least 200 career starts in the regular season.

MOST NFL STARTS BY AN NFL QUARTERBACK

<i>Player</i>	<i>Starts</i>
Brett Favre	298
Peyton Manning	265
Dan Marino	240
Fran Tarkenton	239
John Elway	231
Tom Brady	225
Drew Brees	221
Vinny Testaverde	214
Warren Moon	203

ELITE COMPANY

Tom Brady (225 starts in the regular season and 30 postseason starts) and Pro Football Hall of Famer Jerry Rice (284 regular season starts and 29 postseason starts) are the only NFL players with at least 200 regular-season starts and at least 25 postseason starts.

MOST VALUABLE PLAYERS

MOST ASSOCIATED PRESS NFL MVP AWARDS

Peyton Manning	5
Brett Favre	3
Tom Brady 2* (2007 and 2010)	
Joe Montana	2
Aaron Rodgers	2*
Johnny Unitas	2
Kurt Warner	2
Steve Young	2

*Active



BRADY GOES LONG

Brady owns eight of the 10 4,000-yard passing seasons in Patriots history.

PATRIOTS TOP PASSING YARDS/SEASON

<i>YARDS</i>	<i>PLAYER</i>	<i>YEAR</i>
5,235	Tom Brady	2011
4,827	Tom Brady	2012
4,806	Tom Brady	2007
4,770	Tom Brady	2015
4,555	Drew Bledsoe	1994
4,398	Tom Brady	2009
4,343	Tom Brady	2013
4,110	Tom Brady	2005
4,109	Tom Brady	2014
4,086	Drew Bledsoe	1996

BRADY WINS TOUCHDOWN CROWN

Tom Brady finished the 2015 season with an NFL-leading 36 touchdowns. Brady has led the league in touchdown passes four times in his career (2002-28 tds, 2007-50 tds, 2010-36 tds and 2015-36 tds) and ties Drew Brees, Len Dawson, Brett Favre, Peyton Manning, Johnny Unitas and Steve Young for the most seasons leading the league in touchdown passes with four.

CAREER HIGH COMPLETIONS

Tom Brady set a career high in completions in 2015 with 402. Brady's previous best was 401 completions in 2011 and 2012. Brady (3) joins Drew Brees (7), Peyton Manning (3) and Matt Ryan (3) for the most seasons with 400 completions.



BRADY THROWS FOR SECOND-HIGHEST TOTAL

Tom Brady threw for 466 yards at Buffalo (9/20/15), marking the seventh time in Brady's career that he has eclipsed the 400-yard mark, the second-highest single-game mark of his career and the most ever against Buffalo, eclipsing the 464 yards by George Blanda in 1961.

MOST PASSING YARDS IN A GAME IN PATRIOTS HISTORY

<i>Player</i>	<i>Date</i>	<i>Opp</i>	<i>Att</i>	<i>Cmp</i>	<i>Yds</i>	<i>TD</i>	<i>Int</i>
Tom Brady	9/12/11	MIA	48	32	517	4	1
Tom Brady	9/20/15	BUF	59	38	466	3	0
Tom Brady	12/16/12	SF	65	36	443	1	2
Tom Brady	11/03/13	PITT	33	23	432	4	0
Drew Bledsoe	11/13/94	MIN	70	45	426	3	0
Drew Bledsoe	11/23/98	MIA	54	28	423	2	2
Tom Brady	9/18/11	SD	40	31	423	3	0



TOM BRADY

NEWS & NOTES

50-YARD DOUBLE DOWN

Brady has thrown at least two 50-yard passes in the same game nine times in his career. His career best came in 2009 with three 50-yard strikes in one game.

BRADY'S GAMES WITH AT LEAST TWO 50-YARD PASSES

10/9/05 @ Atlanta

- 55t (3Q) Bethel Johnson
- 51 (1Q) Deion Branch

1/14/06 @ Denver *AFC Divisional Playoff Round

- 73 (4Q) Deion Branch
- 51 (2Q) Andre' Davis

12/31/06 @ Tennessee

- 62t (3Q) Reche Caldwell
- 52 (1Q) Corey Dillon

12/9/07 vs. Pittsburgh

- 63t (2Q) Randy Moss
- 56t (3Q) Jabar Gaffney >Flea-flicker w/R. Moss

11/15/09 @ Indianapolis

- 63t (2Q) Randy Moss
- 55 (1Q) Randy Moss

12/06/09 @ Miami

- 58t (1Q) Randy Moss
- 58 (2Q) Wes Welker
- 81t (3Q) Sam Aiken

11/22/12 @ NY Jets

- 83t (2Q) Shane Vereen
- 56t (2Q) Julian Edelman

11/03/13 vs. Pittsburgh

- 57 (2Q) Danny Amendola
- 81t(4Q) Aaron Dobson

11/15/15 at New York Giants

- 76t (4Q) Rob Gronkowski
- 54(4Q) Brandon LaFell

PASSING YARD PACE

Tom Brady owns one of the eight 5,000-yard passing seasons in NFL history.

MOST PASSING YARDS IN A SEASON

Player	Yards
Peyton Manning (2013)	5,477
Drew Brees (2011)	5,476
Tom Brady (2011)	5,235
Drew Brees (2012)	5,177
Drew Brees (2013)	5,162
Dan Marino (1984)	5,084
Drew Brees (2008)	5,069
Matthew Stafford (2011)	5,038

SPREADING THE WEALTH

Brady completed passes to 10 different receivers in the win at Buffalo (10/12/14). It was the 10th time in his career he has completed passes to 10 different receivers in a game and the first time since 12/8/13 vs. Cleveland.

BRADY TD PASS RATE

Tom Brady threw for 50 touchdown passes in 2007.

QUARTERBACKS WITH 40 OR MORE TOUCHDOWN PASSES IN A SEASON

Player	Touchdown Passes
Peyton Manning (2013)	55
Tom Brady (2007)	50
Peyton Manning (2004)	49
Dan Marino (1984)	48
Drew Brees (2011)	46
Aaron Rodgers (2011)	45
Dan Marino (1986)	44
Drew Brees (2012)	43
Matthew Stafford (2011)	41
Kurt Warner (1999)	41
Andrew Luck (2014)	40

THE BRADY SIX

Tom Brady was the seventh quarterback selected in the 2000 NFL Draft

QUARTERBACKS TAKEN IN THE 2000 NFL DRAFT

Rd	Pick	Player	Taken By
1	18	Chad Pennington	NY Jets
3	65	Giovanni Carmazzi	San Francisco
3	75	Chris Redman	Baltimore
5	163	Tee Martin	Pittsburgh
6	168	Marc Bulger	New Orleans
6	183	Spergon Wynn	Cleveland
6	199	Tom Brady	New England

BRADY HANGS 50

Brady and the Patriots knocked off Jacksonville, 51-17, on Sept. 27, 2015, the eighth time that New England scored at least 50 points in a game started by Brady, the most in NFL history. Pro Football Hall of Famer Len Dawson (6) is second. Brady's eight 50-point games are more than 20 current teams have in their entire history.

Date	Opponent	Score
10/28/07	vs. Washington	52-7
11/18/07	at Buffalo	56-10
10/18/09	vs. Tennessee	59-0
9/30/12	at Buffalo	52-28
11/18/12	vs. Indianapolis	59-24
11/03/13	vs. Pittsburgh	55-31
10/26/14	vs. Chicago	51-23
9/27/15	vs. Jacksonville	51-17

300 IN A HALF

Brady had his fourth 300-yard half and his third 300-yard second half after throwing for 323 yards in the second half vs. Cleveland on Dec. 8, 2013.

YARDS	GAME	HALF
367	vs. San Francisco (12-16-12)	2nd half
345	vs. Tennessee (10-18-09)	1st half
323	vs. Cleveland (12-08-13)	2nd half
306	at Miami (9-12-11)	2nd half



TOM BRADY

PLAYOFF NOTES

BRADY MOVES UP POSTSEASON LISTS

Tom Brady threw three touchdown passes in the 2014 AFC Divisional Playoff game vs. Baltimore (01/10/15) to move past Joe Montana (45) for the most touchdown passes in the postseason with 46. Brady had a franchise record of 367 yards against the Ravens. He became the all-time postseason passing leader in the AFC title win.

NFL ALL-TIME LEADERS: POSTSEASON TOUCHDOWN PASSES

PLAYER	TEAM	TOUCHDOWNS
Tom Brady	New England	56
Joe Montana	San Fran./Kansas City	45
Brett Favre	Green Bay/Minnesota	44
Peyton Manning	Indianapolis/Denver	40
Dan Marino	Miami	32
Kurt Warner	St. Louis/Arizona	31
Terry Bradshaw	Pittsburgh	30

NFL ALL-TIME LEADERS: POSTSEASON TD PASSES, SINGLE GAME

PLAYER	TEAM	GAME	TOUCHDOWNS
Tom Brady	NE	AFC-D: NE vs. DEN '11	6
Daryle Lamonica	OAK	AFC-D: OAK vs. HOU '69	6
Steve Young	SF	SB: SF vs. SD '94	6

NFL ALL-TIME LEADERS: POSTSEASON PASSING YARDS

PLAYER	TEAM	YARDS
Tom Brady	New England	7,957
Peyton Manning	Indianapolis/Denver	7,339
Brett Favre	Green Bay/Minnesota	5,855
Joe Montana	San Fran./Kansas City	5,772
John Elway	Denver	4,964
Dan Marino	Miami	4,510

NFL ALL-TIME LEADERS: POSTSEASON COMPLETIONS

PLAYER	TEAM	COMPLETIONS
Tom Brady	New England	738
Peyton Manning	Indianapolis/Denver	649
Brett Favre	Green Bay/Minnesota	481
Joe Montana	San Fran./Kansas City	460

NFL ALL-TIME LEADERS: POSTSEASON COMP. PCT., SINGLE GAME

PLAYER	TEAM	GAME	COMP. PCT.
Tom Brady	NE	AFC-D: NE vs. JAX '07	92.9 (26-28)
Phil Simms	NYG	SB: NYG vs. DEN, '86	88.0 (22-25)
Kurt Warner	ARI	NFC-WC: ARI vs. GB '09	87.9 (29-33)

MOST 300-YARD GAMES, POSTSEASON HISTORY

PLAYER	TEAM	300-YARD GAMES
Tom Brady	New England	10
Peyton Manning	Indianapolis/Denver	9
Joe Montana	SF/Kansas City	6
Kurt Warner	STL/Arizona	6
Drew Brees	San Diego/New Orleans	6
Dan Fouts	San Diego	5

NFL ALL-TIME LEADERS: POSTSEASON TD PASSES, CONSECUTIVE GAMES

PLAYER	TEAM	GAMES
Brett Favre	GB/MIN	20 (1995-2009)
Tom Brady	NE	18 (2001-2011)
Dan Marino	MIA	13 (1983-1995)

BRADY IN POSTSEASON

With the win in Super Bowl XLIX and another MVP Award, Brady is now tied for most Super Bowl wins as a QB and most Super Bowl MVP awards.

QBs WITH 3 OR MORE SUPER BOWL VICTORIES

PLAYER	TEAM	WINS
Tom Brady	NE	4
Terry Bradshaw	PIT	4
Joe Montana	SF	4
Troy Aikman	DAL	3

PLAYERS WITH MULTIPLE SUPER BOWL MVP AWARDS

PLAYER	TEAM	MVPS
Tom Brady	NE	3
Joe Montana	SF	3
Terry Bradshaw	PIT	2
Bart Starr	GB	2
Eli Manning	NYG	2

BRADY HAS MOST PLAYOFF WINS

MOST PLAYOFF WINS BY STARTING QB IN NFL HISTORY

PLAYER	TEAM	PLAYOFF WINS
Tom Brady	New England	22
Joe Montana	San Fran./K.C.	16
Terry Bradshaw	Pittsburgh	14
John Elway	Denver	14
Peyton Manning	Indianapolis/Denver	14
Brett Favre	Green Bay	13
Troy Aikman	Dallas	11
Roger Staubach	Dallas	11
Ben Roethlisberger	Pittsburgh	11

HIGHEST PLAYOFF WIN PCT. BY STARTING QB IN NFL HISTORY

(Minimum 10 Starts)

PLAYER	TEAM	W	L	PCT
Bart Starr	Green Bay	9	1	.900
Jim Plunkett	Oak./L.A. Raiders	8	2	.800
Terry Bradshaw	Pittsburgh	14	5	.737
Troy Aikman	Dallas	11	4	.733
Eli Manning	NY Giants	8	3	.727
Tom Brady	New England	22	9	.710
Joe Montana	San Fran./K.C.	16	7	.696
Kurt Warner	St. Louis/Arizona	9	4	.692
John Elway	Denver	14	7	.667
Joe Flacco	Baltimore	10	5	.667
Ben Roethlisberger	Pittsburgh	11	6	.647

MOST PLAYOFF STARTS BY A QUARTERBACK

PLAYER	TEAM	STARTS
Tom Brady	New England	31
Peyton Manning	Indianapolis/Denver	27
Brett Favre	Green Bay/Minnesota	24
Joe Montana	San Fran./Kansas City	23
John Elway	Denver	21

BRADY IN THE SUPER BOWL

Brady is the all-time leader in Super Bowl passing yards (1,605) and touchdown passes (13). Brady's six Super Bowl starts are also the most among all quarterbacks in NFL history.

SUPER BOWL PASSING YARDS

PLAYER	ATT	COMP	YARDS
Tom Brady	247	164	1,605
Kurt Warner	132	83	1,156
Joe Montana	122	83	1,142
John Elway	152	76	1,128
Peyton Manning	155	103	1,001
Terry Bradshaw	84	49	932

SUPER BOWL PASSING TOUCHDOWNS

PLAYER	APPEARANCES	TDS
Tom Brady	6	13
Joe Montana	4	11
Terry Bradshaw	4	9
Roger Staubach	4	8
Kurt Warner	3	6
Steve Young	2	6

SUPER BOWL STARTS BY A QUARTERBACK

STARTING QB	TEAM	#	APPEARANCES
Tom Brady	NE	6	XXXVI, XXXVIII, XXXIX, XLII, XLVI, XLIX
John Elway	DEN	5	XXI, XXII, XXIV, XXXII, XXXIII
Terry Bradshaw	PIT	4	IX, X, XIII, XIV
Jim Kelly	BUF	4	XXV, XXVI, XXVII, XXXVIII
Peyton Manning	IND/DEN	4	XLI, XLIV, XLVIII, 50
Joe Montana	SF	4	XVI, XIX, XXIII, XXIV
Roger Staubach	DAL	4	VI, X, XII, XIII



TOM BRADY

PLAYOFF NOTES

BRADY'S SIX CONFERENCE TITLES ARE THE MOST OF ANY STARTING QB IN SUPER BOWL ERA

The 2014 AFC Championship was Tom Brady's sixth conference title as a starting quarterback, passing John Elway for the most conference titles in NFL history during the Super Bowl Era (since 1966).

MOST CONFERENCE CHAMPIONSHIPS AS A STARTING QUARTERBACK IN SUPER BOWL ERA

STARTING QB	TEAM	#	SEASONS	SUPER BOWL APPEARANCES
Tom Brady	New England	6	2001, 2003, 2004, 2007, 2011, 2014	XXXVI, XXXVIII, XXXIX, XLII, XLVI, XLIX
John Elway	Denver	5	1986, 1987, 1989, 1997, 1998	XXI, XXII, XXIV, XXXII, XXXIII
Terry Bradshaw	Pittsburgh	4	1974, 1975, 1978, 1979	IX, X, XIII, XIV
Jim Kelly	Buffalo	4	1990, 1991, 1992, 1993	XXV, XXVI, XXVII, XXVIII
Joe Montana	San Francisco	4	1981, 1984, 1988, 1989	XVI, XIX, XXIII, XXIV
Roger Staubach	Dallas	4	1971, 1975, 1977, 1978	VI, X, XII, XIII
Peyton Manning	Indianapolis/Denver	4	2006, 2009, 2013, 2015	XLI, XLIV, XLVIII, 50
Troy Aikman	Dallas	3	1992, 1993, 1995	XXXVII, XXXVIII, XXX
Bob Griese	Miami	3	1971, 1972, 1973	VI, VII, VIII
Ben Roethlisberger	Pittsburgh	3	2005, 2008, 2010	XL, XLIII, XLV
Fran Tarkenton	Minnesota	3	1973, 1974, 1976	VII, IX, XI
Kurt Warner	St. Louis/Arizona	3	1999, 2001, 2008	XXXIV, XXXVI, XLIII

SUPER COMBINATION

New England head coach Bill Belichick and quarterback Tom Brady won their sixth conference championship together in 2014. Three other coach/quarterback duos have qualified for four Super Bowls - Dallas' Tom Landry and Roger Staubach; Buffalo's Marv Levy and Jim Kelly, and Pittsburgh's Chuck Noll and Terry Bradshaw.

MOST CONFERENCE CHAMPIONSHIPS BY A HEAD COACH-QUARTERBACK TANDEM

QUARTERBACK	HEAD COACH	TEAM	CONFERENCE TITLES	YEARS
Tom Brady	Bill Belichick	New England	6	2001, 2003, 2004, 2007, 2011, 2014
Roger Staubach	Tom Landry	Dallas	4	1971, 1975, 1977, 1978
Jim Kelly	Marv Levy	Buffalo	4	1990, 1991, 1992, 1993
Terry Bradshaw	Chuck Noll	Pittsburgh	4	1974, 1975, 1978, 1979

DIVISION

TITLES

13

Tom Brady added to his NFL record with his 13th division championship in 2015. Peyton Manning has the second-most with 12 division titles.

Quarterback	Career Division Titles
Tom Brady	13
Peyton Manning	12
Joe Montana	9
Brett Favre	8
Terry Bradshaw	7
John Elway	7

BRADY SETS NFL RECORD FOR MOST CONSECUTIVE DIVISION TITLES

Tom Brady set an NFL record by leading the Patriots to their seventh straight division title in 2015.

Player	Team	Cons. Division Titles
Tom Brady	Patriots	7 (2009-15)
Terry Bradshaw	Steelers	6 (1974-79)
Fran Tarkenton	Vikings	6 (1973-78)

BRADY SET NFL RECORD FOR MOST CONSECUTIVE COMPLETIONS IN SUPER BOWL HISTORY

In Super Bowl XLVI, Brady completed a record 16 straight passes to set a new Super Bowl record. The previous record was held by Joe Montana, who had 13 straight completions in Super Bowl XXIV.

BRADY TIES NFL RECORD WITH HIS 10TH CONFERENCE CHAMPIONSHIP

Tom Brady appeared in his 10th conference championship game in 2015 to tie Gene Upshaw and George Blanda for the most conference championship game appearances.

BRADY POSTSEASON GAMES

The 2015 playoff game vs. Denver was Tom Brady's 31st postseason game, the most in NFL history.

Player	Teams	Postseason Games
Tom Brady	Patriots	31
Adam Vinatieri	NE/IND	30
Jerry Rice	SF/OAK/SEA	29
D.D. Lewis	Dallas	27
Peyton Manning	IND/DEN	27

GOOD THINGS COME IN THREES

Tom Brady threw for three or more touchdowns in all three 2014 postseason games with three vs. Baltimore, three vs. Indianapolis and four in the Super Bowl vs. Seattle. Brady now has eight postseason games with three or more touchdown passes. Only Joe Montana has more three TD-pass playoff games since the merger than Tom Brady's seven. Brady is 8-0 in those games.

Most 3 Pass TD Playoff Games - Since Merger

Joe Montana	9
Tom Brady	8
Peyton Manning	6
Brett Favre	6



PATRIOTS OFFENSIVE NOTES

C DAVID ANDREWS

FOOTBALL FAMILY

David Andrews is the nephew of long-time NFL head coach and player Dan Reeves.

Andrews said the bond between the two is still strong and he still seeks Reeves' advice.

"Not many people in my family know what it's like to play in the NFL," he told the *Boston Globe*. "So he's kind of the only one I can bounce things off or someone who might understand what it's like, so it's definitely cool."

WR DANNY AMENDOLA

WEARING TROY BROWN'S #80 JERSEY

When Danny Amendola joined the Patriots in the 2013 offseason, he was assigned jersey #80, the same number worn by Patriots' Hall of Famer Troy Brown, who finished his career as the team's all-time leading receiver and is punt returner.

Said Amendola on wearing Brown's jersey #80: "I talked to [Troy Brown] a little bit before I came here. I told him he's one of the greatest ever, and it's an honor to wear No. 80. I'm going to try to represent it the best I can."

TE MARTELLUS BENNETT

BENNETT GETS CREATIVE

Martellus, who prefers to go by 'Marty,' is known for his sense of humor, creativity and charismatic personality.

★ Bennett has a spot in his home that he calls the "Imagination Lounge." In this area, he develops creative projects including an animated feature film and a children's book series, "Hey A.J.!" featuring a character based on his daughter, Jett.

★ He credits Tim Burton, Dr. Seuss, Pixar and Dreamworks as his creative inspirations.

★ Martellus keeps a journal on his nightstand so he can record his never-ending flow of imaginative thoughts. He told *Chicago Magazine*, "My mind is like a theme park, because it's fun and there's lots of cool stuff and you can take rides."

RB LEGARRETTE BLOUNT

BLOUNT-FORCED TRAUMA

RB LeGarrette Blount gained 105 yards rushing against Houston, a week after gaining 123 yards vs. Miami in 2016. It was his 12th NFL 100-yard rushing game in the regular season and he has now rushed for over 100 yards in back-to-back games three times.

2010 Tampa Bay

12/19/10 vs. Detroit - 110 yards

12/26/10 vs. Seattle - 164 yards

2011 Tampa Bay

11/20/11 at Green Bay - 107 yards

11/27/11 at Tennessee - 103 yards

2016 Patriots

09/18/16 vs. Miami - 123 yards

09/22/16 vs. Houston - 105 yards

RB BRANDON BOLDEN

BETTER THAN AVERAGE

RB Brandon Bolden's 8.6-yard average at Buffalo (9/30/12) is tied for the third highest ever in a single game for the Patriots among running backs with at least 15 rushing attempts. Bolden earned the FedEx Ground Player of the Week for his performance.

HIGHEST RUSHING AVERAGE/SINGLE GAME (MIN. 15 RUSHING ATTEMPTS)

<u>Player</u>	<u>Average</u>
Curtis Martin	9.6 (17-164 vs. Washington, Oct. 13, 1996)
Tony Collins	9.2 (23-212 vs. N.Y. Jets, Sept. 18, 1983)
Sammy Morris	8.6 (16-138 vs. Denver, Oct. 20, 2008)
Jim Nance	8.6 (17-146 at Houston, Dec. 11, 1966)
Brandon Bolden	8.6 (16-137 at Buffalo, Sept. 30, 2012)
Stevan Ridley	8.5 (15-127 at St. Louis, Oct. 28, 2012)

BOLDEN FORCES THE ISSUE

RB Brandon Bolden forced a fumble on a first-quarter kickoff vs. Houston (9/22) that was recovered by S Duron Harmon. It was Bolden's third career forced fumble on a kickoff.

He forced a fumble on a kickoff vs. Cincinnati (10/5/14) that was returned 9-yards for a touchdown by DB Kyle Arrington. He also forced a fumble on a kickoff at the New York Giants (11/15/15).




PATRIOTS OFFENSIVE NOTES

FOOTBALL FAMILY TRADITION

Bolden's grandfather, Frank Pitts, played 10 years in the NFL (1965-74) as a receiver for Kansas City, Cleveland and Oakland. He was with Kansas City for two Super Bowls, losing Super Bowl I and winning Super Bowl IV. Said Bolden about his grandfather, "I remember being six years old, him popping in a high-light film of Super Bowl I and IV. I've seen that tape at least 500 times."

BOLDEN BLOCK PARTY

Brandon Bolden blocked his first NFL punt in the win at San Diego (12/7/14) to give the Patriots a first down at the Chargers 25-yard line. It was the Patriots first blocked punt since Patrick Chung blocked a punt at Miami on Oct. 4, 2010.



OVERCOMING ADVERSITY

On April 20, 2011, just days before Texas Christian offensive line prospect Marcus Cannon was to enter the NFL Draft, he was diagnosed with non-Hodgkin's lymphoma, a treatable form of cancer found in lymph tissue. A little more than one week later, the Patriots selected Cannon in the fifth round (138th overall) of the draft with the knowledge of his illness. The Patriots placed Cannon on the Reserve/Non Football Injury list to start the 2011 season while he received treatment and recovered. Cannon was activated to the 53-man roster later that year and is now in his fifth season with the team. Cannon made a full recovery and was named the Patriots 2011 Ed Block Courage Award winner - an annual award presented to select players in the National Football League who are voted by their teammates as role models of inspiration, sportsmanship and courage.



EDELMAN VERY RECEPTIVE

Julian Edelman has 286 receptions over the last four seasons (2013-16), is the seventh most in the NFL over that time frame.

Player	Receptions
Antonio Brown (PIT)	416
Demaryius Thomas (DEN)	339
Julio Jones (ATL)	312
Brandon Marshall (DEN/MIA/CHI/NYJ)	297
A.J. Green (CIN)	295
Larry Fitzgerald (ARI)	291
Julian Edelman (NE)	286



RECORD RETURNER

WR Julian Edelman set a franchise record with his fourth career punt returned for a touchdown when he returned a punt 84 yards for a touchdown vs. Denver on Nov. 2, 2014. He set a franchise record with a 94-yard punt returned for a touchdown vs. Miami (1/2/11). The previous longest punt return was an 89-yard touchdown return by Mike Haynes vs. Buffalo (11/7/76). Edelman also returned punts for touchdowns vs. Kansas City (11/21/11 - 72 yards) and vs. Indianapolis (11/18/12 - 68 yards). Edelman is now tied for third-most punt return touchdowns in the NFL since 2010.

Most Punt Return Touchdowns/Patriots Career

4 Julian Edelman

- 3 Troy Brown
- 3 Irving Fryar
- 2 Mike Haynes

MOST PUNT RETURN TOUCHDOWNS IN THE NFL SINCE 2010

Devin Hester	CHI/ATL/BAL	7
Darren Sproles	SD/NO/PHI	5
Marcus Sherels	MIN	5
Julian Edelman	NE	4
Patrick Peterson	ARZ	4
Antonio Brown	PIT	4
Tavon Austin	LA	3
Ted Ginn, Jr.	SF/CAR/ARZ	3
Dexter McCluster	KC/TEN/SD	3
Leodis McKelvin	BUF/PHI	3
Micah Hyde	GB	3
Travis Benjamin	CLE/SD	3
Dwayne Harris	NYG	3

ANOTHER TEAM RECORD

Edelman had a 47-yard run in the fourth quarter vs. Indianapolis (11/18/12). It is the longest run ever by a Patriots receiver, topping Troy Brown's 35-yard run vs. Tampa Bay on (9/3/00).

NOT YOUR AVERAGE RETURNER

Edelman has returned 147 punts for 1,758 yards during his career and is tied for first in team history and tied for sixth in NFL history with a 12.0 average.

HIGHEST PUNT RETURN AVERAGE, PATRIOTS CAREER (20 Returns)

Player	Punt Rt Avg.	Year
Julian Edelman	12.0	2009-16 (147-1,758)
Mack Herron	12.0	1973-75 (74-888)
Carl Garrett	11.3	1969-72 (43-487)
Wes Welker	10.4	2007-12 (114-1,185)

HIGHEST PUNT RETURN AVERAGE IN THE NFL (75 Returns)

Player	Punt Rt Avg.	Year
George McAfee (Chicago)	12.8 (112-1,431)	(1940-41, 1945-1950)
Jack Christiansen (Detroit)	12.8 (85-1,084)	(1951-58)
Claude Gibson (SD/OAK)	12.6 (110-1,381)	(1961-65)
Bill Dudley (PIT/DEN/WAS)	12.2 (124-1,515)	(1942-53)
Rick Upchurch (DEN)	12.1 (248-3,008)	(1975-83)
Devin Hester (CHI/ATL/BAL)	12.0 (299-3,580)	(2006-present)
Julian Edelman (NE)	12.0 (147-1,758)	(2009-present)
Travis Benjamin (CLE/SD)	11.9 (77-916)	2012-present)
Desmond Howard (WAS/JAC/GB/OAK/DET)	11.9 (244-2,895)	(1992-2002)
Billy Johnson (HOU/ATL/WAS)	11.8 (282-3,317)	(1974-88)

FROM STANDOUT QB TO WR

Edelman began his college football career with a year at the College of San Mateo (Calif.) before transferring to Kent State where as a senior he completed 56 percent of his passes (153 of 275 passes for 1,820 yards) with 13 touchdowns. He was also the leading rusher, gaining 1,551 yards on 215 attempts (an average of 7.5 yards per carry) and scoring 13 touchdowns. His offensive numbers broke Kent State's single-season record for total offense set by Joshua Cribbs in 2003. Said head coach Bill Belichick on the versatility of Edelman: "He played the quarterback position in college at Kent State and all the positions really that he's played in the NFL - covering kicks, returning kicks, slot receiver, outside receiver, slot defender - he didn't do any of those things in college. I think that really speaks to his versatility and how much he's grown as a player and how many things he's learned how to do that he really didn't have much experience with in college. I'd say that's pretty unusual, especially to be as competent in them as he is."



PATRIOTS OFFENSIVE NOTES

EDELMAN'S BIG RETURN

Edelman owns 13 career punt returns of 30 yards or more.

MOST 30-YARD PUNT RETURNS IN PATRIOTS HISTORY

Player	30-yard returns
Troy Brown	14
Julian Edelman	13
Irving Fryar	13
Mike Haynes	13

EDELMAN HITS THE CENTURY MARK

Edelman finished the 2013 season fourth in the NFL with 105 receptions to join Wes Welker (2007-09, 11-12) and Troy Brown (2001) as the only Patriots to reach 100 receptions in a season. Edelman finished eighth in the NFL in 2014 with 92 receptions despite missing the final two games. He joins Troy Brown and Wes Welker as the only Patriots with consecutive 90-catch seasons.

PATRIOTS PLAYERS WITH 100 RECEPTIONS

Player	Receptions	Season
Wes Welker	123	2009
Wes Welker	122	2011
Wes Welker	118	2012
Wes Welker	112	2007
Wes Welker	111	2008
Julian Edelman	105	2013
Troy Brown	101	2001

BEST PUNT RETURN AVERAGE IN A SEASON

Edelman has the two best punt return averages in a single season in New England history. In 2010, Edelman led the AFC and finished second in the NFL with a 15.3 punt return average. Chicago's Devin Hester led the NFL with a 17.1-yard average.

PATRIOTS BEST PUNT RETURN AVERAGE/SEASON (MIN. 15 RETURNS)

PLAYER	PR AVG.	YEAR
Julian Edelman	15.5	2012
Julian Edelman	15.3	2010
Mack Herron	14.8	1974
Troy Brown	14.2	2001

RETURNS PILING UP

Julian Edelman is third place in team history with 147 punt returns.

MOST PUNT RETURNS IN PATRIOTS HISTORY

Player	Punt Returns
1. Troy Brown	252
2. Irving Fryar	206
3. Julian Edelman	147
4. David Meggett	142
5. Wes Welker	114
6. Mike Haynes	111

Edelman is in third place in team history with 1,758 punt return yards.

MOST PUNT RETURN YARDS IN PATRIOTS HISTORY

Player	Punt Return Yards
1. Troy Brown	2,625
2. Irving Fryar	2,055
3. Julian Edelman	1,758
4. David Meggett	1,438
5. Wes Welker	1,185

EDELMAN ECLIPSES 1,000-YARDS

Edelman finished the 2013 season with 1,056 receiving yards to become the 10th Patriots player to register a 1,000-yard season. He finished the 2014 season with 972 yards despite missing the final two games.

1,000-YARD RECEIVING SEASONS IN PATRIOTS HISTORY

Player	Yards	Season
Wes Welker	1,569	2011
Randy Moss	1,493	2007
Stanley Morgan	1,491	1986
Wes Welker	1,354	2012
Wes Welker	1,348	2009
Rob Gronkowski	1,327	2011
Randy Moss	1,264	2009
Troy Brown	1,199	2001
Rob Gronkowski	1,176	2015
Wes Welker	1,175	2007
Ben Coates	1,174	1994
Wes Welker	1,165	2008
Terry Glenn	1,147	1999
Terry Glenn	1,132	1996
Rob Gronkowski	1,124	2014
Julian Edelman	1,056	2013
Stanley Morgan	1,029	1981
Irving Fryar	1,014	1991
Harold Jackson	1,013	1979
Randy Moss	1,008	2008
Stanley Morgan	1,002	1979

EDELMAN TAKES HIS FATHER'S ADVICE

If there is one thing Julian Edelman has never lacked, it's athletic ability. A dual-threat quarterback at Kent State and former baseball standout in high school, Edelman once wowed Toronto Blue Jays players with his impressive footwork while fielding ground balls in an appearance at batting practice in 2011.

This natural ability may have been overlooked by NFL scouts, who let him fall to the Patriots in the seventh round of the 2009 NFL Draft. Edelman remains focused on the lessons his father, Frank Edelman, taught him at a young age. "I'm still constantly trying to learn," Edelman told *The Boston Herald*. "My dad always put it in my head, when you're green, you're growing, when you're ripe, you're lost. When you're done learning, you're done."



GAROPPOLO MAKES FIRST START


Jimmy Garoppolo became just the fifth quarterback in the last 30 years to make his first regular-season start in a season-opening night game (Sept. 11, vs. Cardinals). Aaron Rodgers was the last (2008, win vs. Minnesota), with Philip Rivers (2006), David Carr (2002) and Brian Griese (1999) before him. Garoppolo finished 24-of-33 for 264 yards with one touchdown.



PATRIOTS OFFENSIVE NOTES

TE ROB GRONKOWSKI

RECEIVING YARDS RECORD



Rob Gronkowski finished the 2011 season with 1,327 receiving yards, surpassing San Diego's Kellen Winslow's 1980 record of 1,290 receiving yards for most receiving yards in a season by a tight end. Gronkowski (1,176) reached 1,000 yards for the third time in 2015 and had 11 touchdowns in 2015 for his fifth season with 10 or more touchdowns. The 1,176 yards led all tight ends in 2015 and is 10th all-time for a tight end in NFL history.

MOST RECEIVING YARDS BY TIGHT END IN THE NFL

Player	Yards	Year
Rob Gronkowski	1,327	2011
Jimmy Graham (NO)	1,310	2011
Kellen Winslow (SD)	1,290	1980
Tony Gonzalez (KC)	1,258	2004
Todd Christensen (Raiders)	1,247	1983
Jimmy Graham (NO)	1,215	2013
Jackie Smith (STL)	1,205	1967
Tony Gonzalez (KC)	1,203	2000
Pete Retzlaff (PHI)	1,190	1965
Rob Gronkowski	1,176	2015

MOST RECEIVING YARDS BY A PATRIOTS TIGHT END

Player	Yards	Year
Rob Gronkowski	1,327	2011
Rob Gronkowski	1,176	2015
Ben Coates	1,174	1994
Rob Gronkowski	1,158	2015
Rob Gronkowski	1,124	2014
Ben Coates	915	1995
Aaron Hernandez	910	2011
Marv Cook	808	1991
Don Hasselbeck	808	1981

MOST RECEPTIONS BY A PATRIOTS TIGHT END

Player	Rec.	Year
Ben Coates	96	1994
Rob Gronkowski	90	2011
Ben Coates	84	1999
Rob Gronkowski	82	2014
Marv Cook	82	1991

GRONKOWSKI JOINS ELITE TE CLUB

Rob Gronkowski eclipsed 1,000 yards receiving and 10+ touchdowns for the third time in his career in 2015 and is the only tight end in NFL history with three 1,000-yard and double-digit TD seasons.

TIGHT ENDS WITH TWO 1,000-YARD RECEIVING AT 10+TD SEASONS

Player, Team	Season	Rec. Yards	Touchdowns
Rob Gronkowski, NE	2011	1,327	17
Jimmy Graham, NO	2011	1,310	11
Jimmy Graham, NO	2013	1,215	16
Rob Gronkowski, NE	2015	1,176	11
Rob Gronkowski, NE	2014	1,124	12

FIRST TE WITH FIVE 10-PLUS TD SEASONS

Gronkowski is the first tight end in NFL history with five seasons of 10 or more touchdowns after reaching 11 touchdowns in 2015.

NFL TIGHT ENDS WITH MOST 10-PLUS TOUCHDOWN SEASONS

Rob Gronkowski	5	10-2010, 18-2011, 11-2012, 12-2014, 11-2015
Antonio Gates	4	
Tony Gonzalez	3	
Jimmy Graham	3	
Dallas Clark	2	
Vernon Davis	2	
Shannon Sharp	2	
Wesley Walls	2	
Julius Thomas	2	

MOST 10-PLUS TOUCHDOWN SEASONS / PATRIOTS HISTORY

5 Rob Gronkowski	2010-12, 2014-15
3 Randy Moss	2007-09
3 Corey Dillon	2004-06
2 BenJarvus Green-Ellis	2010-11
2 Curtis Martin	1995-96
2 Stanley Morgan	1979, 1986

GRONKOWSKI REACHES 1,000 YARDS

Rob Gronkowski (1,176) reached 1,000 yards in 2015 for the third time in his career. He is one of six NFL tight ends with at least three 1,000-yard seasons.

NFL TIGHT ENDS WITH AT LEAST TWO 1,000-YARD SEASONS

Tony Gonzalez	4
Jason Witten	4
Rob Gronkowski	3
Kellen Winslow, Sr.	3
Shannon Sharpe	3
Todd Christensen	3
Antonio Gates	2
Jimmy Graham	2
Ozzie Newsome	2
Greg Olsen	2

TIGHT END TD RECORD

Gronkowski set an NFL record for most touchdowns by a tight end with 18 overall touchdowns in 2011 (17 receiving and 1 rushing).

MOST TOTAL TDs BY A TIGHT END IN A SINGLE NFL SEASON

18	Rob Gronkowski	NE	2011	(17 pass, 1 rush)
16	Jimmy Graham	NO	2013	(16 pass)
13	Tyler Eifert	CIN	2015	(13 pass)
13	Vernon Davis	SF	2013	(13 pass)
13	Vernon Davis	SF	2009	(13 pass)
13	Antonio Gates	SD	2004	(13 pass)

MOST TD RECEPTIONS BY A TIGHT END IN A SINGLE NFL SEASON

17	Rob Gronkowski	NE	2011
16	Jimmy Graham	NO	2013
13	Tyler Eifert	CIN	2015
13	Vernon Davis	SF	2013
13	Vernon Davis	SF	2009
13	Antonio Gates	SD	2004

TE TD CLUB

Gronkowski now has 66 career touchdown receptions, third all-time by a tight end.

MOST TOUCHDOWN RECEPTIONS BY AN NFL TIGHT END

Player	Total Career TDs
Tony Gonzalez	111
Antonio Gates	106
Rob Gronkowski	66
Shannon Sharpe	62
Jerry Smith	60
Jason Witten	60
Vernon Davis	56



PATRIOTS OFFENSIVE NOTES

FIRST TIGHT END TO SCORE A RUSH TD

Gronkowski scored a 2-yard touchdown on a lateral from Tom Brady in the third quarter vs. Indianapolis (12/4/11), becoming the first tight end in Patriots history to score a rushing touchdown. Gronkowski is the first NFL tight end to score a rushing touchdown since Tennessee's Bo Scaife had a 31-yard scoring run against Baltimore on Nov. 12, 2006. He is the first tight end since the 1970 merger to have two receiving touchdowns and a rushing touchdown in the same game.

SPECIAL CONNECTION

Rob Gronkowski and Tom Brady have connected on 65 touchdown passes, the most TD connections in Patriots history.

THE MOST TD CONNECTIONS IN PATRIOTS HISTORY

Quarterback	Player	TD Connections
Tom Brady	Rob Gronkowski	65
Drew Bledsoe	Ben Coates	45
Tom Brady	Randy Moss	39
Steve Grogan	Stanley Morgan	39



DIVIDE AND GRONK-ER

Rob Gronkowski has 67 career touchdowns overall (66 receiving, 1 rushing), which ranks second in team history to the 68 total touchdowns by Stanley Morgan. He stands alone with the most TDs by a Patriots tight end.

MOST CAREER TOUCHDOWNS BY A PATRIOTS PLAYER

Player	Touchdowns
1. Stanley Morgan	68 (67 rec, 1 ret)
2. Rob Gronkowski	67 (66, rec, 1 rush)
3. Ben Coates	50
4. Randy Moss	50
5. Sam Cunningham	49
6. Jim Nance	46
7. Tony Collins	44

MOST TOUCHDOWN RECEPTIONS BY A PATRIOTS PLAYER

Player	Touchdowns
1. Stanley Morgan	67
2. Rob Gronkowski	66
2. Ben Coates	50
2. Randy Moss	50

MOST RECEIVING TOUCHDOWNS BY A PATRIOTS TIGHT END

Player	TD	Years
Rob Gronkowski	66	2010-Present
Ben Coates	50	1991-99
Russ Francis	28	1975-80, 87-88
Ben Watson	20	2004-09

BRADY TO GRONK ON REPEAT

THE MOST TD CONNECTIONS BETWEEN A QB AND A TE IN NFL HISTORY

Quarterback	Tight End	Team	TD Connections
Philip Rivers	Antonio Gates	San Diego	79
Tom Brady	Rob Gronkowski	New England	65
Drew Brees	Jimmy Graham	New Orleans	51
Drew Bledsoe	Ben Coates	New England	45
Peyton Manning	Dallas Clark	Indianapolis	44
Sonny Jurgensen	Jerry Smith	Washington	43
Dan Fouts	Kellen Winslow	San Diego	41
John Elway	Shannon Sharpe	Denver	41
Ben Roethlisberger	Heath Miller	Pittsburgh	41

BRADY TO GRONK - 7TH PLACE ALL-TIME

Quarterback	Receiver	Touchdown Connections
Peyton Manning	Marvin Harrison	112
Steve Young	Jerry Rice	85
Dan Marino	Mark Clayton	79
Philip Rivers	Antonio Gates	79
Drew Brees	Marques Colston	72
Peyton Manning	Reggie Wayne	67
Tom Brady	Rob Gronkowski	65
Jim Kelly	Andre Reed	65
Johnny Unitas	Raymond Berry	63
Brett Favre	Antonio Freeman	57

GRONK REACHES 5,000 YARDS

Gronkowski (5,837) became the seventh Patriots player to reach 5,000 yards. He reached 5,000 yards in his 72nd NFL game to become the second fastest tight end to reach 5,000 yards. Kellen Winslow reached 5,000 yards in his 69th NFL game.

GRONKOWSKI SETS TEAM RECORD

Gronkowski has 5,837 career receiving yards and moved past Ben Coates (5,471) for the most receiving yards by a tight end in Patriots history. Overall, Gronkowski is fourth in team history after passing Irving Fryar (5,726) vs. Cincinnati (10/16/16). He ranks 16th all-time among tight ends in NFL history.



PATRIOTS OFFENSIVE NOTES

300 RECEPTIONS FOR GRONK

TE Rob Gronkowski (393) is one of 10 Patriots players to reach 300 career receptions and is currently sixth on the Patriots reception list. Kevin Faulk is fifth with 431 receptions.

THREE STRAIGHT 10-TD SEASONS

Gronkowski had three straight 10-touchdown seasons (10 in 2010, 18 in 2011 and 11 in 2012). Gronkowski joins Randy Moss (2007, 2008 and 2009) and Corey Dillon (2004, 2005, 2006) as the only Patriots with three straight 10-plus touchdown seasons. He is the first Patriots with five 10-plus touchdown seasons overall after reaching 11 touchdowns in 2015.

CONSECUTIVE 10-PLUS TD SEASONS / PATRIOTS HISTORY

3 Rob Gronkowski - 2010, 2011, 2012

3 Randy Moss - 2007, 2008, 2009

3 Corey Dillon - 2004, 2005, 2006

2 BenJarvus Green-Ellis - 2010, 2011

2 Curtis Martin - 1995, 1996

MOST 10-PLUS TOUCHDOWN SEASONS / PATRIOTS HISTORY

5 Rob Gronkowski - 2010, 2011, 2012, 2014 and 2015

3 Randy Moss - 2007, 2008, 2009

3 Corey Dillon - 2004, 2005, 2006

2 BenJarvus Green-Ellis - 2010, 2011

2 Curtis Martin - 1995, 1996

2 Stanley Morgan - 1979, 1986

DOUBLE-DIGIT TD SEASONS

Gronkowski is the first tight end in NFL history to have three straight 10-plus touchdown seasons.

CONSECUTIVE 10-PLUS TD SEASON BY A TE/NFL HISTORY

3 Rob Gronkowski 10 in 2010, 18 in 2011, 11 in 2012

2 Antonio Gates 13 in 2004 and 10 in 2005

60 TD CLUB

Rob Gronkowski became the fifth NFL tight end with 60 career touchdowns (66 receiving and 1 rushing). He reached the feat in just 70 games, the fastest among all tight ends that have 60 career touchdowns.

NFL TIGHT ENDS WITH AT LEAST 60 TOUCHDOWNS

Player	Total Career TDs	Games to 60 TDs
Tony Gonzalez	111	154
Antonio Gates	106	110
Rob Gronkowski	67	70
Shannon Sharpe	62	199
Jerry Smith	60	151
Jason Witten	60	207

GRONK THIRD FASTEST 60 TD REC.

Rob Gronkowski became the third fastest player in NFL history to total at least 60 receiving touchdowns, reaching the milestone in his 71st career regular season game. Gronkowski is the fastest tight end to reach the milestone.

PLAYERS TO REACH 60 CAREER TOUCHDOWN CATCHES IN THE FEWEST GAMES

Player	Team	Fewest Games to 60 Rec.TDs
Lance Alworth	San Diego	64
Jerry Rice	San Francisco	69
Rob Gronkowski	Patriots	71
Tommy McDonald	Philadelphia	75
Bob Hayes	Dallas	78
Randy Moss	Minnesota	78

GRONK NETS 22nd 100-YD GAME

Gronkowski finished with a career-high 162 yards in the win vs. Cincinnati (10/16/16) for his 22nd 100-yard receiving game to tie Jackie Smith for the third-most 100-yard games by a tight end in NFL history.

MOST 100-YARD RECEIVING GAMES IN PATRIOTS HISTORY

Stanley Morgan	38
Wes Welker	28
Rob Gronkowski	22
Randy Moss	18

MOST 100-YARD GAMES BY A PATRIOTS TIGHT END

Player	100-Yard Games
Rob Gronkowski	22
Ben Coates	9

MOST 100-YARD GAMES BY A TIGHT END IN NFL HISTORY

Player	100-Yard Games
Tony Gonzalez	31
Kellen Winslow	24
Rob Gronkowski	22
Jackie Smith	22
Antonio Gates	21
Jason Witten	20
Shannon Sharpe	19

GRONK GOES OVER 100 AGAIN

Gronkowski matched his personal best with five 100-yard games in 2015. He also had five in 2011. The NFL record for most 100-yard games in a season by a tight end is six by Tony Gonzalez (2004 and 2000) and Jimmy Graham (2013). The Patriots record for most 100-yard games in a season is nine by Randy Moss (2007) and Stanley Morgan (1986). Gronkowski has two 100-yard games so far in 2016.

MOST 100-YARD RECEIVING GAMES IN A SINGLE SEASON BY A TE

Player	Season	100-Yard Games
Tony Gonzalez	2004	6
Tony Gonzalez	2000	6
Jimmy Graham	2013	6
Rob Gronkowski	2015	5
Rob Gronkowski	2011	5

MOST TD CATCHES BY A PATS TE

MOST TD CATCHES IN A SEASON BY A PATRIOTS TE

Player	Year	Rec	Yds	Avg	Lg	TD
Rob Gronkowski	2011	90	1327	14.7	52t	17
Rob Gronkowski	2014	82	1,124	13.7	46t	12
Rob Gronkowski	2015	72	1,176	16.3	76T	11
Rob Gronkowski	2012	55	790	14.4	41	11
Rob Gronkowski	2010	42	546	13	28	10
Ben Coates	1996	62	682	11	84t	9

Gronkowski finished the 2011 season with 90 receptions, posting the 15th season with 90 or more receptions by a tight end in NFL history



PATRIOTS OFFENSIVE NOTES

SECOND TO ONE

Gronkowski finished the 2011 season with 18 overall touchdowns (17 receiving, 1 rushing), passing Curtis Martin (17 overall in 1996) for the second highest single-season total in Patriots history.

PATRIOTS RECORD BOOK / MOST TOUCHDOWNS IN A SEASON

Player	Season	TDs
Randy Moss	2007	23
Rob Gronkowski	2011	18
Curtis Martin	1996	17

FINDING A WAY TO SCORE

Rob Gronkowski has the highest touchdown per reception percentage in NFL history among players with at least 200 receptions since the 1970 merger.

Player, Team	Rec	TD	Pct.
Rob Gronkowski, New England	393	66	16.8
Mike Quick, Philadelphia	363	61	16.8
Wesley Walker, New York Jets	438	71	16.2
Randy Moss, MIN, OAK, NE, TEN, SF	982	156	15.9

ALL-PURPOSE PLAYER

In 2011, Gronkowski became the second tight end in NFL history to rush for a touchdown, catch a touchdown, record a tackle and return a kickoff in the same season. Bo Scaife was the first to accomplish the feat in 2006 with Tennessee.

IN GOOD COMPANY

In 2011, Rob Gronkowski joined Dallas Clark, Jimmy Graham, Tony Gonzalez and Todd Christensen, as the only tight ends in NFL history with 90-plus receptions, 1,000-plus yards and 10-plus touchdown receptions in a single season.

TIGHT ENDS WITH 90-PLUS RECEPTIONS, 1000-PLUS YARDS AND 10-PLUS TOUCHDOWNS IN A SEASON

Player	Rec.	Yards	TDs	Year
Rob Gronkowski (NE)	90	1,327	17	2011
Jimmy Graham (NO)	99	1,310	11	2011
Dallas Clark (IND)	100	1,106	10	2009
Tony Gonzalez (KC)	96	1,058	10	2008
Todd Christensen (LAR)	92	1,247	12	1983

MOST TDS SINCE 2010

Gronkowski's 66 touchdown receptions since the start of the 2010 season are the most in the NFL. His 67 overall touchdowns during that time are also the most, in front of Arian Foster (65) and Marshawn Lynch (65).

MOST TOUCHDOWN RECEPTIONS SINCE 2010

Player	Touchdowns
Rob Gronkowski	66
Calvin Johnson	62
Dez Bryant	60
Brandon Marshall	56
Jimmy Graham	54

MOST TOUCHDOWNS RECEPTIONS BY A TIGHT END SINCE 2010

Player	Touchdowns
Rob Gronkowski	66
Jimmy Graham	54
Antonio Gates	47
Greg Olsen	36
Vernon Davis	34
Jason Witten	33
Julias Thomas	30
Tony Gonzalez	29

END ZONE DOUBLE DOWN

Gronkowski's seven games with two or more touchdowns in 2011 are an NFL record for a tight end. Antonio Gates (San Diego in 2004) and Jerry Smith (Washington in 1967) each had four two-touchdown games. Gronkowski has 14 such games in his NFL career.

MOST GAMES WITH 2+ TD RECEPTIONS/SEASON

8	Randy Moss (Patriots)	2007
7	Rob Gronkowski (Patriots)	2011
7	Cris Carter (Minnesota)	1995
7	Jerry Rice (San Francisco)	1987

FOUR 3+ TD GAMES

With his three touchdowns against Pittsburgh (9/10/15), Gronkowski tied the Patriots record for most games with three or more touchdowns (4). His four three-touchdown performances are also most in the NFL since 2010.

MOST GAMES WITH THREE OR MORE TDS (REGULAR SEASON)

4	Rob Gronkowski
4	Randy Moss
2	Billy Lott
2	Curtis Martin
2	Larry Garron
2	Sam Cunningham

MOST THREE-TD GAMES SINCE 2010

Player	Team	Games with three or more Rec. TDs.
Rob Gronkowski	Patriots	3
Victor Cruz	NY Giants	2
Vincent Jackson	San Diego	2
Brandon Marshall	Chicago	2
Jordy Nelson	Green Bay	2
Demaryius Thomas	Denver	2



PATRIOTS OFFENSIVE NOTES



UNCONVENTIONAL JOUNEY

Despite a successful three-year lacrosse career at Penn State, Hogan, also a standout football player in high school, said that playing college football was always in the back of his mind. Having redshirted his sophomore year of lacrosse, Hogan had an extra year of athletic eligibility following his fourth academic year at Penn State. As the football itch still lurked in the back of his mind, Chris played his final year of eligibility with the Monmouth football team, and at the end of the season, joined in on some workouts with teammates who were training for the NFL Combine.

"I honestly didn't know if I had what it took to play in the NFL," Hogan wrote in the Tribune. "Still, it was one of those things where I didn't want to look back in five years and be like, 'Man, I wish I would've tried.'"

Chris did not get invited to compete in that year's Combine, but turned heads during a Pro Day held at Fordham. Later that summer, he signed with the San Francisco 49ers as an undrafted free agent.



LIKE FATHER LIKE SON

Matthew Slater is one of 10 sons of Hall of Fame members to be drafted in NFL history.

HALL OF FAME FATHERS WITH SONS DRAFTED IN THE NFL

Jackie Slater (class of 2001) - son, Matthew Slater (NE)

Bobby Bell (class of 1983) - son, Bobby Bell (NYJ)

Tony Dorsett (class of 1994) - son, Anthony Dorsett (HOU)

Bob Griese (class of 1990) - son, Brian Griese (DEN)

Russ Grimm (class of 2010) - son, Cody Grimm (TB)

Howie Long (class of 2000) - son, Chris Long (STL)

son, Kyle Long (CHI)

Bruce Matthews (class of 2007) - son, Jake Matthews (ATL)

Don Shula (class of 1997) - son, Mike Shula (TB)

Kellen Winslow (class of 1995) - son, Kellen Winslow (CLE)

ALL-STAR COMBINATION

Matthew Slater was voted to his fifth straight Pro Bowl in 2015. His father, Jackie Slater, went to seven Pro Bowls. The Slater family's 12 combined Pro Bowls are the second most among father-son contingents to have been voted to at least one Pro Bowl each.

MOST FATHER AND SON PRO BOWL SELECTIONS

Players	Pro Bowls
Archie (2), Peyton (14) and Eli Manning (3)	19
Jackie (7) and Matthew Slater (5)	12

ELECTED TEAM LEADER

Patriots wide receiver Matthew Slater has been named to five straight Pro Bowls (2011-15) for his special teams work, but perhaps more revealing of his value to New England is the fact that he was elected a captain by his teammates for the sixth straight season in 2016.

The special teams ace was willing to share his advice on being a great captain with high school football players in a story published by *The Boston Globe*. "I think first and foremost, you have to be able to put others before yourself. Being a captain and leadership is about serving, and to me, that means a great deal of sacrifice - putting aside personal agendas for the greater common goal. Leadership is equated with sacrifice. I think you have to be willing to do whatever it takes for the unit to succeed. I think you need to lead by example. A lot of times, it's about what you do, not what you say."

SLATER'S EMERGENCE WAS SPECIAL

Bill Belichick acknowledged Matthew Slater's role as a gunner on special teams: "Matt is one of the best in the league," Belichick said. "Any time the punt return team has to double somebody, that makes it one less guy they can use somewhere else in the return. He almost always draws two guys out there unless they're in an eight-man rush. Most of the time, there's two guys out there - fourth-and-short, where they're trying to protect the box - but he draws a lot of double teams, and deservedly so. He does an outstanding job of covering punts."



WHITE HAS CAREER DAY

James White set career highs with 10 receptions and 115 receiving yards vs. Philadelphia (12/6/15). White's 115 receiving yards are the second-highest such total for a Patriots running back since the 1970 AFL-NFL merger, trailing only Shane Vereen's team-record 153 receiving yards vs. Cleveland on Dec. 8, 2013. White's 10 catches are the third highest such total of the Bill Belichick era for a running back (since 2000), trailing only Shane Vereen's club record 12 catches vs. Cleveland on Dec. 8, 2013, and Kevin Faulk's 11 catches vs. Tampa Bay on Sept. 3, 2000.

PATRIOTS HISTORY / MOST RECEIVING YARDS IN A GAME BY A RUNNING BACK

Player	Date	Opp	Rec
Shane Vereen	12/8/2013	Cle	153
Dick Christy	11/4/1960	Oak	124
Joe Johnson	11/25/1960	Hou	123
James White	12/6/2015	Phi	115
Larry Garron	12/11/1966	Hou	113
Tony Collins	10/27/1985	TB	109
Kevin Faulk	11/10/2002	Chi	109
Kevin Faulk	11/23/2003	Hou	108
Billy Lott	10/22/1961	Buf	108

PATRIOTS HISTORY / MOST RECEPTIONS IN A GAME BY A RUNNING BACK

Player	Date	Opp	Rec
Shane Vereen	12/8/2013	CLV	12
Tony Collins	11/29/1987	PHI	11
Kevin Faulk	9/3/2000	TB	11
Leroy Thompson	11/13/1994	MIN	11
James White	12/6/2015	PHI	10
Tony Collins	11/16/1986	LA Rams	10
Tony Collins	9/28/1986	DEN	9
Kevin Faulk	12/29/2002	MIA	9



PATRIOTS DEFENSIVE NOTES

CB MALCOLM BUTLER

WHAT'S IN A NAME

During his rookie season in 2014, Malcolm Butler was nicknamed "Strap" by teammate Jamie Collins, alluding to his ability to so closely cover receivers on the field. Last year, some teammates started calling him "Scrap" for his scrappy style of play, giving Butler two unique, albeit similar-sounding, nicknames..

LB JAMIE COLLINS

JAMIE COLLINS' JOURNEY



The road to the NFL has been anything but easy for linebacker and 2013 second-round draft pick Jamie Collins. The youngest of five siblings growing up in Meadville, Miss., Collins lost both of his parents when he was six years old and was raised by one of his sisters, who was in her mid 20s.

Collins turned to football as an outlet to help him through the tough times. "It means a lot. It's my living," Collins told *The Boston Herald*. "It kept me on track." Collins' resiliency in dealing with adversity has made a lasting impact on fellow Mississippi native and former Patriots RB Stevan

Ridley, who grew up 30 miles west of Meadville in Natchez, Miss., and got to know Collins through a family friend. "What I've known about him, he really has been a strong person," Ridley told *the Herald*. "Anybody that's gone through the things that he's gone through and can still find a way to be successful on the football field, you have to be mentally tough. That's what he's kind of done as a teammate here. He's come in here and accepted his role and did a pretty good job as a rookie."

COLLINS SETS CAREER HIGH

LB Jamie Collins set a career high with 2 1/2 sacks in the win at Buffalo on Sept. 20, 2015. It was his second career multi-sack game. He registered his first NFL two-sack game at San Diego (12/7/14).

TEAM LEADER

Collins had a standout second season in 2014. He led the team in total tackles (109), forced fumbles (4) and fumble recoveries (2), and tied for the team lead in interceptions (2).

COLLINS CAME TO PLAY

Collins notched an interception his second straight game vs. Houston (9/22/16), bringing his regular-season interception total to five. He has two additional interceptions in the postseason. Collins also finished with an personal-best of 14 total tackles in the Texans game, besting his previous high of 13 vs. NY Jets on Oct. 16, 2014 and at Green Bay on Nov. 30, 2014.

COLLINS BLOCKS FIRST XP SINCE 2008

LB Jamie Collins blocked a fourth quarter extra point at Indianapolis (10/18/15). It was the Patriots first blocked extra point since Vince Wilfork blocked a PAT at Oakland on Dec. 14, 2008. It is Collins' second blocked kick. He blocked a field goal attempt vs. Miami on Dec. 14, 2014.

DB NATE EBNER

MAKING THE OLYMPICS



On July 18, Nate Ebner was selected to the 2016 U.S. Olympic Rugby squad and after he was given an excused leave of absence from his football obligations in Foxboro, suited up for Team USA in Rio de Janeiro in August. The Dublin, Ohio native was introduced to the sport of rugby around the age of six and developed a passion and a talent that stemmed from his father and role model, Jeff Ebner, who played the game at the University of Minnesota. Nate did not play football in high school but was a two-time MVP of the USA Rugby team at the Junior World Cup and a standout on the U19 and U20 national teams.

Although his parents were divorced, Nate and his father remained very close. "We were super tight," Nate told the Boston Globe. "I would put my father-son relationship against anyone's. He taught me how to be a man." The two often spent time working together at the family's auto reclamation business, Ebner & Sons in Springfield, Ohio, and would also train in the gym together behind the motto, "Finish Strong," - a message Jeff always preached to his son.

Nate played rugby at Ohio State during his first two years of college, but as an All-American on the school's club team, he decided to walk on to the Buckeyes football team and finish his career with his sights set on reaching the NFL.

WON CHAMPIONSHIP/OLYMPIANS

Player	Olympics	Event/ Results	Pro Football Champs.
Jim Thorpe	Stockholm 1912	Pentathlon, decathlon 2x Gold Medal	1916, 17, 1919 w/ Canton Bulldogs
Jack Torrance	Berlin 1936	Shot put, Placed 5th	1940 w/ Chicago Bears
Clyde Scott	London 1948	110 hurdles, Silver Medal	1948, 1949 w/ Philadelphia
Bob Hayes	1964 Tokyo	100m, 4x100m relay 2xew Gold Medal	1971 Super Bowl w/ Dallas
Michael Carter	1984 Los Angeles	Shot put, Silver Medal	1985, 1989, 1990 SBs w/ San Francisco
James Trapp	1992 Barcelona	4x100, alternate	2000 SB w/ Baltimore
Nate Ebner	2016 Rio	U.S. Rugby team	2014 SB w/ New England



PATRIOTS DEFENSIVE NOTES

LB DONT'A HIGHTOWER

WEARING BRUSCHI'S JERSEY #54

As a first round draft pick, Dont'a Hightower is used to high expectations. Hightower went to training camp with jersey #45 but was switched to jersey #54 prior to the start of his rookie year in 2012. Former LB Tedy Bruschi wore #54 for 13 seasons.

Hightower understands the importance of the number and hopes to live up to its legacy. "I definitely feel honored to be able to wear this number," Hightower said. "I've read that Tedy didn't want it to be retired and he hoped another



linebacker would come in and be able to wear this number and be able to play as well. I feel honored. Tedy was a great player, and he means a lot to this organization. I'm definitely proud to be able to wear this number."

HIGHTOWER HAS A CAREER FIRST

LB Dont'a Hightower registered his first career two-sack game at Minnesota (09/14/14).

HIGHTOWER SETS CAREER HIGH

LB Dont'a Hightower registered a 9-yard sack of Green Bay QB Aaron Rodgers (11/30/14) in the second quarter to set a career high with 4½ sacks in 2014. He finished the year with six. His previous best was four sacks as a rookie in 2012.

DE CHRIS LONG

THE SKINNY ON LONG

★ In 2013, Long climbed Mt. Kilimanjaro with former teammate James Hall. While on the trip, Chris noticed the horrible water conditions facing the children and natives to Tanzania. Through his charitable organization, the Chris Long Foundation, Long started the Waterboys Initiative to help raise money and build wells in East Africa that could provide a source of clean water in poor areas.

★ Chris's brother, two-time Pro Bowler Kyle Long, plays for the Chicago Bears, while his father, a Charlestown, Mass. Native, Pro Football Hall of Famer and eight-time Pro Bowler, Howie Long, played 13 seasons for the Oakland Raiders. Long's youngest brother, Howie Jr., is a personnel assistant for the Raiders.

DB DEVIN McCOURTY

DOUBLE TROUBLE: DB DEVIN McCOURTY

After being selected by the Patriots in the first round of the 2010 NFL Draft, DB Devin McCourty became part of a select group in league history. McCourty's identical twin brother, Jason, is a cornerback with Tennessee, selected in the sixth round of the 2009 NFL Draft. The two are the 12th set of twins to play in the NFL. Devin redshirted for the 2005 season and therefore was a year behind his brother in eligibility. McCourty is the second twin to suit up for the Patriots, after CB Kato Serwanga was a member of the team from 1998-2000. His twin brother, Wasswa, played for San Francisco and Minnesota from 1999-2001. According to McCourty's mother, the two can only be told apart by tiny scars on their faces left by chickenpox. The McCourty twins are one of two active sets of twins playing in the NFL.

[Current Twins Playing in the NFL](#)

Devin (NE) and Jason McCourty (TEN)

Maurkice (PIT) and Mike Pouncey (MIA)

McCOURTY GOES LONG

Devin McCourty had a 104-yard kickoff return for a touchdown vs. N.Y. Jets (10/21/12), the second longest kickoff return in team history. Ellis Hobbs has the longest in team history with a 108-yard return for a touchdown at N.Y. Jets on Sept. 9, 2007. He was named AFC Special Teams Player of the Week for his performance.

[Longest Kickoff return in Patriots History](#)

Ellis Hobbs 108TD at New York Jets (9-9-07)

Devin McCourty 104TD vs. New York Jets (10-21-12)

IN GOOD COMPANY

Devin McCourty earned Associated Press All-Pro Second Team honors at safety in 2013. He also earned Second Team All-Pro Honors as a rookie in 2010 when he played cornerback. McCourty joins Pro Football Hall of Famers Rod Woodson and Ronnie Lott as the only NFL players to earn All-Pro honors at both safety and cornerback.



PATRIOTS DEFENSIVE NOTES

DE ROB NINKOVICH

A NOSE FOR THE FOOTBALL



Ninkovich has more opponent fumble recoveries (14) over the last six seasons (2010-2015) than any other NFL player. J.J. Watt is second during that time with 13 opponent fumble recoveries.

WHERE DID HE COME FROM?

Rob Ninkovich's journey to the Patriots was not easy. He entered the league as a fifth-round pick by the Saints in 2006 and was waived four times by New Orleans and Miami before landing in New England on Aug. 2, 2009. He spent the 2009 offseason trying to make the New Orleans team as a long snapper. Before coming to the Patriots, he had appeared in just eight games over three seasons. He doubled that total in his first year in New England, appearing in 15 games in 2009 and his role on the team has grown since, earning a starting role at linebacker in 2010 and 2011 before moving to a starting role on the defensive line in 2011.

CAREER DAY IN BUFFALO

Ninkovich finished with a three-sack game for the first time in his career in the win at Buffalo (10/12/14). He has had two two-sack performances - vs. Miami (1/2/11) and at Carolina (11/18/13).

CRAZY EIGHTS

Ninkovich had eight sacks in three consecutive seasons from 2012-14, becoming the first Patriots player to have at least eight sacks in three consecutive seasons since Pro Football Hall of Famer Andre Tippett achieved the feat from 1985-87 (1985, 16½, 1986, 9½ and 1987, 12½).

NINKOVICH SCORED AS A TE IN COLLEGE

Ninkovich played some at tight end in college at Purdue and caught two touchdown passes with a 2-yard touchdown pass from Buffalo QB Kyle Orton and a 1-yard touchdown pass from former New York Giants and Indianapolis QB Curtis Painter.

DB LOGAN RYAN AND DB DURON HARMON

CLASSMATES REUNITE IN NEW ENGLAND

Defensive backs Logan Ryan and Duron Harmon are used to working together. Ryan and Harmon began their college football careers together as members of the same recruiting class at Rutgers University and developed a close friendship during their four years in Piscataway, N.J. As fate would have it, Ryan and Harmon would begin their NFL journeys together as well when the Patriots selected the two defensive backs just eight picks apart in the third round of the 2013 NFL Draft.

Reunited once again, the former Scarlet Knights are excited and eager to make their mark, just as they did at Rutgers. "We talked before the draft and said how good it would be to play on the same team again, and for it to happen again, it's exciting and it's a blessing," Harmon told *The Boston Globe*. "It's great [we're contributing], because at the end of the day you want to play, and to contribute to a team like this, it's fun."

RYAN RETURNS... TO SCHOOL

When Logan Ryan decided to leave Rutgers and enter the NFL Draft after his redshirt junior season in 2012, he made a promise to his parents that after his rookie year, he would return to school and earn his degree.

Ryan kept his promise and graduated in the spring of 2014 with a degree in labor relations and a minor in psychology.

"I committed to Rutgers, not only as a football player, but as a student, so I was going to make sure I finished that end too," Ryan told NJ.com.

"It's a big accomplishment in my life. I held my word to my parents and stuck with it and I'm fortunate. It took a lot of work, but I was able to go back and finish and walk in graduation."

RYAN'S FIRST PICK FOR SIX

Ryan returned his first NFL interception 79 yards for a touchdown N.Y. Jets on Oct. 20, 2013. The last Patriots player to return their first career interception for a touchdown was Kyle Arrington in 2010. The last rookie Patriots player to return their first career interception for a touchdown was James Sanders in 2005:

PATRIOTS PLAYERS TO RETURN THEIR FIRST CAREER INT FOR A TD

Season	Player	INT TD Yds
2013	Logan Ryan	79
2010	Gary Guyton	59
2010	Kyle Arrington	36
2005	James Sanders	39
2003	Asante Samuel	55
1999	Andy Katzenmoyer	59
1996	Willie McGinest	46
1992	Chris Singleton	82
1967	John Charles	35
1963	Jim Hunt	78
1961	Don Webb	27

LOGAN RYAN THE BALL HAWK

Logan Ryan has the sixth-most interceptions by a cornerback since 2013.

MOST INTERCEPTIONS BY A CORNERBACK SINCE 2013

Player	Interceptions
Richard Sherman	16
Trumaine Johnson	14
Aqib Talib	14
Brent Grimes	14
Marcus Peters	13
Logan Ryan	11



PATRIOTS SPECIAL TEAMS

NOTES

K STEPHEN GOSTKOWSKI

FRANCHISE SCORING LEADER

K Stephen Gostkowski became the Patriots all-time leader in points, passing Adam Vinatieri in 2014.



Player	Points
Stephen Gostkowski	1,373
Adam Vinatieri	1,158
Gino Cappelletti	1,130

TEAM FG RECORD

Stephen Gostkowski moved past Adam Vinatieri (263) to become the Patriots all-time leader with 285 career field goals.

MOST FIELD GOALS IN PATRIOTS HISTORY

Stephen Gostkowski	285
Adam Vinatieri	263
Gino Cappelletti	176
John Smith	128

EVEN STEPHEN

Gostkowski has connected on 86.9 percent of his regular-season field goal attempts in his career, the best percentage in Patriots history. Additionally, Gostkowski's 86.9 field goal percentage is fourth-best among NFL kickers all-time. (Minimum 100 field goals)

PATRIOTS ALL-TIME LEADERS / FIELD GOAL PCT.

(Minimum 50 Attempts)

Player	Years	FGM	FGA	Pct.
Stephen Gostkowski	2006-16	285	328	.869
Adam Vinatieri	1996-05	263	321	.819
Matt Bahr	1993-95	55	72	.764

NFL ALL-TIME LEADERS / FIELD GOAL PCT.

(Minimum 50 Attempts)

Player	Years	FGM	FGA	Pct.
Dan Bailey	2011-16	155	172	90.1
Justin Tucker	2012-16	145	163	89.0
Steven Hauschka	2008-16	168	193	87.0
Stephen Gostkowski	2006-16	285	328	86.9
Mike Vanderjagt	1998-06	230	266	86.5
Nate Kaeding	2004-12	181	210	86.2
Rob Bironas	2005-13	239	279	85.7
Shayne Graham	2001-15	277	324	85.5
Robbie Gould	2005-15	276	323	85.4
Dan Carpenter	2008-16	225	266	84.6
Adam Vinatieri	1996-16	519	614	84.5

CONSECUTIVE EXTRA POINTS

Stephen Gostkowski is first in NFL history for most consecutive extra points made in the regular season..

Most Consecutive [Kicking] PATS

478	Stephen Gostkowski, NE, 2006-2016
422	Matt Stover, BAL, IND 1996-2009
371	Jason Elam, DEN, 1993-2002
371	Jeff Wilkins, STL, 1999-2007
360	Jay Feely, ATL, NYG, MIA, NYJ, ARZ, CHI, 2002-14

DISTANCE

PROFICIENCY

75.0%

Stephen Gostkowski has made 75.0 percent of his field goals (18-for-24) from 50 yards or more, converting the second highest percentage of 50-plus yard field goal attempts in NFL history (minimum 15 attempts).

HIGHEST FIELD GOAL PERCENTAGE FROM 50 YARDS

Player	FGM	FGA	Pct.
Matt Prater	31	40	77.5
Stephen Gostkowski	18	24	75.0
Don Bailey	23	31	74.2
Robbie Gould	23	31	74.2

NFL SCORING LEADER

Stephen Gostkowski finished first in the NFL in 2015 with 151 points. Gostkowski has led the NFL in scoring for four straight seasons and is the first NFL player with four seasons of 150 or more points.

Patriots Record for Most Points in a Season

158	Stephen Gostkowski, 2013
156	Stephen Gostkowski, 2014
155	Gino Cappelletti, 1964 (includes 7 TDs)
153	Stephen Gostkowski, 2012
151	Stephen Gostkowski, 2015
148	Stephen Gostkowski, 2008
147	Gino Cappelletti, 1961
143	Stephen Gostkowski, 2011

NFL Record for Most Points by a Kicker

166	David Akers (SF) in 2011
164	Gary Anderson (MIN) in 1998
163	Jeff Wilkins (STL) in 2003
161	Mark Moseley (WAS) in 1983
158	Stephen Gostkowski (NE) in 2013
157	Mike Vanderjagt (Indianapolis) in 2003
156	Stephen Gostkowski (NE) in 2014
153	Stephen Gostkowski (NE) in 2012
151	Stephen Gostkowski (NE) in 2015

1,000-POINT BENCHMARK

Stephen Gostkowski (1,373) reached the 1,000 point mark in only his 119th career game. He is the only kicker in NFL history to reach 1,000 career points in less than 120 career games played.

KICKERS TO REACH 1,000 POINTS IN FEWEST GAMES:

Player	Points	Games
Stephen Gostkowski	1,009	119
Mike Vanderjagt	1,004	126
Jason Elam	1,003	132
Ryan Longwell	1,002	136
Jan Stenerud	1,002	136

GOSTKOWSKI HAS TEAM MARK

Gostkowski scored at least one point in 142 games, a franchise record. He set the new record in a win vs. Denver on Nov. 24, 2013. The record ended in the shutout loss vs. Buffalo on Oct. 2, 2016.

Patriots Record for Most Consecutive Games Scored

142	Stephen Gostkowski (12/17/06-10/02/16)
101	Adam Vinatieri (11/24/96-12/29/02)
101	John Smith (09/28/75-10/02/80)



PATRIOTS SPECIAL TEAMS NOTES

FIVE-TIME LEAGUE LEADER

Gostkowski led the NFL in scoring for the fourth straight season in 2015. He led the NFL with 151 points in 2015, 156 points in 2014, 158 points in 2013, 153 points in 2012 and 148 points in 2008. He joins Don Hutson and Gino Cappelletti as the only players to lead the NFL in scoring five times.

NFL Record for Most Seasons Leading the League in Scoring

5 Stephen Gostkowski (2008, 2012-15)

- 5 Don Hutson Green Bay (1940-44)
- 5 Gino Cappelletti Patriots (1961, 1963-66)
- 3 Earl Clark, Portsmouth (1932), Detroit (1935-36)
- 3 Pat Harder, Chicago Cardinals (1947-49)
- 3 Paul Hornung, Green Bay (1959-61)

GOSTKOWSKI GAME WINNERS

Gostkowski has seven career regular-season game-winning kicks and one in the playoffs.

GOSTKOWSKI'S CAREER GAME-WINNING FIELD GOALS

TIME LEFT	DISTANCE	FINAL SCORE	OPP	DATE
3:44 4th	32	23-21	ARI	09/11/2016
0:01 4th	54	27-16	NYG	11/15/2015
3:12 4th	53	34-31	HOU	12/01/2013
1:56, OT	31	34-31	DEN	11/24/2013
0:05, 4th	35	23-21	BUF	09/08/2013
1:56, OT	35	23-20	BAL	10/17/2010
11:02 OT	48	29-26	NYJ	10/21/2012
1:10, 4th	31	24-21	SD	01/14/2007*

* Postseason

GOSTKOWSKI BREAKS HIS OWN TEAM RECORD

Gostkowski set a Patriots franchise record with 38 field goals in 2013 and now owns the top four field goal seasons in team history.

MOST FIELD GOALS MADE IN A SEASON/PATRIOTS

Player	Field Goals	Year
Stephen Gostkowski	38	2013
Stephen Gostkowski	36	2008
Stephen Gostkowski	35	2014
Stephen Gostkowski	33	2015
Tony Franklin	32	1986
Adam Vinatieri	31	2004
Adam Vinatieri	31	1998

ON THE MARK

Gostkowski made 94.6 percent of his field goals in 2014 (35-of-37), setting a new team record for field goal percentage in a single season.

PATRIOTS BEST FIELD GOAL PCT./SEASON

(Minimum 30 Attempts)

Player	Years	FGM	FGA	Pct.
Stephen Gostkowski	2014	35	37	.946
Adam Vinatieri	2004	31	33	.939
Stephen Gostkowski	2013	38	41	.927
Stephen Gostkowski	2015	33	36	.917
Stephen Gostkowski	2008	36	40	.900
Adam Vinatieri	2002	27	30	.900

GOSTKOWSKI KICKS CAREER-LONG FG

Gostkowski connected on a career-long 57-yard field goal at Dallas on Oct. 11, 2015 to tie a franchise record. Adam Vinatieri kicked a 57-yarder at Chicago on Nov. 10, 2002. Gostkowski's previous long was a 54-yader vs. New Orleans (10/13/13).

30-PLUS FIELD GOAL SEASONS

Stephen Gostkowski is just the sixth player in NFL history to make 30 or more field goals in at least four different seasons after reaching 30 field goal for the third straight season in 2015.

Player	Team	Years	Seasons
John Carney	NYG/NO/SD	1993-94, 1999, 2002, 08	5
David Akers	SF/PHI	2002, 2008-11	5
Stephen Gostkowski	NE	2008, 2013-15	4
Adam Vinatieri	IND/NE	1998, 2004, 2013-14	4
Jay Feely	ARI/NYJ/NYG/ATL	2002, 05, 09, 13	4
Matt Stover	BAL	2000-01, 03, 05	4

FIFTH-MOST FGs IN A SEASON

MOST FIELD GOALS MADE IN A SEASON/NFL

Player	Field Goals	Year
David Akers (San Francisco)	44	2011
Neil Rackers (Arizona)	40	2005
Olindo Mare (Miami)	39	1999
Jeff Wilkins (St. Louis)	39	2003
Stephen Gostkowski (Patriots)	38	2013
Justin Tucker (Baltimore)	38	2013

MOST 50-YARD FIELD GOALS IN TEAM HISTORY

Gostkowski has the most 50-yard field goals in New England history.

PATRIOTS RECORD FOR MOST 50 YARD FIELD GOALS

Player	Years	FGM	FGA	Pct.
Stephen Gostkowski	2006-16	18	24	75.0
Adam Vinatieri	1996-2005	8	17	47.1
Tony Franklin	1984-87	3	6	50.0

MOST 50-YARD FGs IN A SEASON

Gostkowski was 5-of-6 on 50 yard field goals in 2013, the most by a Patriots player in a single season and was 4-of-5 from 50 yards in 2015. The NFL record for most successful 50-yard field goals in a season is 10 by Blair Walsh in 2012 with Minnesota.

KICKING A CAREER HIGH

Stephen Gostkowski made five field goals vs. Cincinnati (10/5/14), setting a new single-game career high. Gostkowski's five field goals tied the second highest single-game total in Patriots history, trailing only Gino Cappelletti's six successful field goals on Oct. 4, 1964. The last time a Patriots player had five field goals in a game was on Nov. 14, 2004, when Adam Vinatieri had five field goals vs. Buffalo.

TWO FROM 50-PLUS

Gostkowski drilled a 51-yard field goal and a 53-yarder vs. Arizona (9/16/12) and connected on two 53-yard field goals at Houston on (12/1/13). He is the first Patriots player to have two 50-yard field goals in the same game.

RYAN COMES UP BIG

P Ryan Allen had six of his seven punts downed inside the 20-yard line and helped hold Houston (9/22/16) to no punt return yards. He landed punts at the 11, 10, 10 14, 5 and 4. His only punt that did not land inside the 20, was downed at the 20-yard line. Ryan's previous best was five punts inside the 20-yard line on Oct. 6, 2013 at Cincinnati. He was named AFC Special Teams Player of the Week for his performance.



PATRIOTS REFERENCE NOTES

ANNUAL ACHIEVEMENT

The Patriots have won more than half of their games for 15 consecutive seasons; the first team to win more than half of their games in 15 straight seasons since free agency began in 1993. Additionally, the Patriots are the only team in the NFL to have recorded nine or more wins in each of the last 15 seasons.

MOST CONSECUTIVE WINNING SEASONS (SINCE 1970 MERGER)

San Francisco (1983-98)	16
Dallas (1970-85)	16
New England (2001-15)	15
Oakland (1970-80)	11

MOST CONSECUTIVE WINNING SEASONS ALL-TIME

Dallas (1966-85)	20
San Francisco (1983-98)	16
Oakland (1965-80)	16
New England (2001-15)	15
Chicago (1930-44)	15
Green Bay (1934-47)	14
Cleveland (1957-69)	13

MOST SEASONS OF 9+ WINS SINCE 2001

New England	15
Indianapolis	12
Green Bay	11
Pittsburgh	11
Philadelphia	10
Baltimore	10

CONSECUTIVE PLAYOFF SEASONS

The Patriots have made the playoffs for seven consecutive seasons, two behind the NFL record held by Dallas and Indianapolis

MOST CONSECUTIVE PLAYOFF SEASONS/NFL HISTORY

9	Dallas Cowboys (1975-83)
	Indianapolis Colts (2002-10)
8	Pittsburgh Steelers (1972-79)
	Los Angeles Rams (1973-80)
7	New England Patriots (2009-15)
	Green Bay Packers (2009-15)
	Houston Oilers (1987-93)

MODEL OF CONSISTENCY

The Patriots have 30 winning seasons since the 1970 merger.

MOST WINNING SEASONS SINCE THE 1970 MERGER

1. Pittsburgh	33
2. New England	30
2. Dallas	30
4. Miami	29
5t. Denver	28
5t. Minnesota	28
7. San Francisco	26

PATRIOTS WIN 10 AGAIN IN 2015

New England reached at least 10 regular-season wins for 13 consecutive seasons, joining San Francisco (16) as the only teams to accomplish the feat.

Team	Years	Consecutive Seasons with 10+ Wins
San Francisco	1983-1998	16
New England	2003-2015	13
Indianapolis	2002-2010	9
Dallas	1975-1981	7

DIVISIONAL DOMINANCE I

The Patriots have the highest winning percentage vs. division opponents from November until the end of the season since 2002.

Team	W	L	T	Pct.
New England	35	11	0	.761
Indianapolis	37	12	0	.755
Green Bay	37	16	1	.698
Pittsburgh	38	17	0	.691
San Diego	32	18	0	.640

STRONG IN THE SECOND HALF

Since 2001, the Patriots have done a remarkable job of finishing the season strong, compiling an NFL-best 89-27 (.767) record in games on or after Thanksgiving.

PATRIOTS BEFORE AND AFTER THANKSGIVING SINCE 2001

Season	Pre-Thanksgiving	Post-Thanksgiving	Overall
2001	5-5 (.500)	9-0 (1.000)	14-5*
2002	6-5 (.545)	3-2 (.600)^	9-7
2003	9-2 (.818)	8-0 (1.000)	17-2*
2004	9-1 (.900)	8-1 (.889)	17-2*
2005	6-4 (.600)	5-3 (.625)	11-7*
2006	7-3 (.700)	7-2 (.777)	14-5*
2007	10-0 (1.000)	8-1 (.889)	18-1*
2008	7-4 (.636)	4-1 (.800)	11-5
2009	7-3 (.700)	3-4 (.429)	10-7*
2010	8-2 (.800)	6-1 (.857)^	14-3*
2011	7-3 (.700)	8-1 (.889)	15-4*
2012	7-3 (.700)	6-2 (.750)^	13-5*
2013	8-3 (.727)	5-2 (.833)	13-5*
2014	9-2 (.818)	6-2 (.750)	15-4*
2015	10-0 (1.000)	3-5 (.375)	13-5*
Totals	115-40 (.742)	89-27 (.767)	204-67

*Includes playoffs ^Includes games played on Thanksgiving

BEST RECORDS ON OR AFTER THANKSGIVING SINCE 2001

Team	W	L	T	Pct.
New England	89	27	0	.767
Pittsburgh	72	35	0	.673
Green Bay	66	41	0	.617
Philadelphia	62	39	0	.596
San Diego	56	39	0	.589

NFL'S BEST AT HOME

Since Gillette Stadium opened in 2002, the Patriots own the NFL's best record at home overall. The Patriots own an overall record of 98-18 (.845) at home in regular season games and a 112-21 (.842) record including playoffs. The Patriots are an NFL-best 156-45 at home since 1994 when Robert Kraft purchased the team.

BEST HOME RECORDS SINCE 2002 (including playoffs)

Team	W	L	T	Pct.
New England	112	21	0	.842
Indianapolis	92	34	0	.730
Seattle	90	35	0	.720
Pittsburgh	89	34	1	.722
Baltimore	85	34	0	.714
Green Bay	85	38	1	.690
Denver	84	40	0	.677
Minnesota	75	43	0	.636
San Diego	75	45	0	.625
Arizona	73	47	0	.608
Philadelphia	72	51	0	.585

SHARP AT GILLETTE

The Patriots concluded a 20-game home winning streak with a 24-20 loss to the New York Giants on Nov. 6, 2011. It was the longest home win streak in team history. The Patriots own an overall record of 98-18 (.845) at Gillette Stadium in regular season games. The NFL record for most consecutive home victories is 27, achieved by Miami from 1971-74.

HIGHEST HOME WINNING PCT. SINCE 1970 (MINIMUM 25 GAMES):

Team	Stadium	W-L-T	WIN PCT.
New England	Gillette Stadium	98-18-0	.845
Miami	Orange Bowl	101-22-1	.819
Pittsburgh	Heinz Field	90-32-1	.736
Minnesota	Metropolitan Stadium	64-23-1	.733
LA Rams	Memorial Coliseum	53-20-2	.726

LONGEST HOME WINNING STREAK/PATRIOTS HISTORY (REG. SEASON)

Streak	First Win	Last Win
20	Dec. 12, 2008	Oct. 16, 2011
18	Dec. 29, 2002	Sept. 8, 2005
16	Dec. 30, 2012	Dec. 28, 2014
12	Nov. 26, 2006	Sept. 7, 2008
10	Sept. 18, 1976	Oct. 30, 1977



PATRIOTS REFERENCE NOTES

FORCING THE ISSUE

The Patriots lead the NFL with a +180 turnover margin since the 1994 season.

NFL TURNOVER MARGIN SINCE 1994

Rank	Team	Turnover Margin
1.	New England	+180
2.	Kansas City	+112
3.	Green Bay	+90

WHAT'S THE POINT?

During the past 16 seasons, the Patriots defense has always ranked higher in points allowed than in yards allowed except for 2007, when both ranked fourth and in 2015.

	Avg. Points Allowed	Avg. Yds Allowed
2016	15.2 (2)	347.0 (13)
2015	19.7 (10)	339.4 (9)
2014	19.5 (8)	344.1 (13)
2013	21.1 (10)	373.1 (26)
2012	20.7 (9t)	373.3 (25)
2011	21.4 (15)	411.1 (31)
2010	19.6 (8)	365.5 (25)
2009	17.8 (5)	320.2 (11)
2008	19.3 (8)	309.0 (10)
2007	17.1 (4)	288.3 (4)
2006	14.8 (2)	294.4 (6)
2005	21.1 (17)	330.2 (26)
2004	16.3 (2t)	310.6 (9)
2003	14.9 (1)	291.6 (7)
2002	21.6 (17)	336.1 (23)
2001	17.0 (6)	334.5 (24)
2000	21.1 (17)	334.6 (20)

TOP 10 OFFENSE

Since the 1970 merger, the Patriots offense has finished in the top 10 a total of 20 times, including 10 times under Bill Belichick. The 2016 Patriots offense ranked fifth (374.4)

Year	Rank
2016	5t (387.2)
2015	6 (374.4)
2013	7 (384.5)
2012	1 (427.9)
2011	2 (428.0)
2010	8 (363.8)
2009	3 (397.3)
2008	5 (365.4)
2007	1 (411.3)
2005	7 (352.0)
2004	7 (411.3)

TOP OFFENSE

The Patriots had finished in the top-10 in offense for seven straight seasons (2007-13), second only to the nine straight by New Orleans (2006-14).

The NFL record for the most consecutive seasons finishing in the top-10 in offense since the merger in 1970 is the San Francisco 49ers with 15 (1982-96).

IN A RUSH FOR THE END ZONE

Since 2003, are the only team to average more than one rushing touchdown per game. The Patriots have 232 rushing touchdowns in 214 games.

RUSHING TOUCHDOWNS SINCE 2003 (REGULAR SEASON)

New England	232
Kansas City	215
Minnesota	207
San Diego	206
Carolina	202
Philadelphia	201
New Orleans	190
Seattle	190

HISTORIC SCORING CLIP

The Patriots had a historic scoring output over a three-game span in October and November 2014. New England tied a team record by scoring 40 or more points in three consecutive games from Oct. 26 to Nov. 16. The Patriots also scored 40 or more in three straight games in 2007. The Patriots have scored 40 or more points 62 times in team history, including 35 times since Bill Belichick became head coach in 2000, and 19 times since 2010.

PATRIOTS HISTORY / MOST CONSECUTIVE GAMES WITH 40+ POINTS

Gm	Year	Game 1	Game 2	Game 3
3	2014	10/26/14 (51-23 v. CHI)	11/02/14 (43-21 v. DEN)	11/16/14 (42-20 @ IND)
3	2007	10/14/07 (48-27 @ DAL)	10/21/07 (49-28 @ MIA)	10/28/07 (52-7 v. WAS)
2	1962	09/21/62 (41-16 v. DEN)	10/06/62 (43-14 @ NYT)	
2	2002	09/15/02 (44-7 @ NYJ)	09/22/02 (41-38 v. KC)	
2	2008	12/14/08 (49-26 @ OAK)	12/21/08 (47-7 v. ARZ)	
2	2010	11/25/10 (45-24 @ DET)	12/06/10 (45-3 v. NYJ)	
2	2012	11/18/12 (59-24 v. IND)	11/22/12 (49-19 @ NYJ)	
2	2015	09/20/15 (40-32 @ BUF)	09/27/15 (51-17 vs. JACK)	

SCORING FLURRY

The Patriots scored three touchdowns in a 57-second span during the final two minutes of the first half against Chicago on Oct. 26, 2014 to turn a 17-7 lead into a 38-7 cushion. It was the fastest three-touchdown flurry in the NFL since the Patriots had three touchdowns in 52 seconds against the New York Jets on Nov. 22, 2012. The Patriots are one of three teams to score three touchdowns in under a minute since the 1970 merger, and are the only team to have achieved the feat twice.

NFL TEAMS TO SCORE THREE TDs IN LESS THAN 1 MINUTE

- 2014 New England Patriots vs. Chicago Bears (10-26-14)
- 2012 New England Patriots at New York Jets (11-22-12)
- 2002 Seattle Seahawks vs. Minnesota Vikings (9-29-02)
- 1998 Atlanta Falcons vs. Carolina Panthers (10-4-98)

HOW THE PATRIOTS SCORED THREE TOUCHDOWNS IN 57 SECONDS:

- ★ Rob Gronkowski got the scoring started by hauling in a 2-yard touchdown pass from Tom Brady with 1:57 left in the first half to make the score 24-7 and cap off a 10-play, 80-yard drive.
- ★ After the Patriots defense forced a quick three-and-out, a 42-yard Julian Edelman punt return gave New England possession at the Chicago 9-yard line, and Brady found Brandon LaFell for a 9-yard touchdown on the next play to give the Patriots a 31-7 lead with 1:07 left in the first half.
- ★ On the Bears' first play following the LaFell touchdown, Zach Moore forced a Jay Cutler fumble that was recovered by Rob Ninkovich and returned for a 15-yard touchdown and a 38-7 Patriots lead with 55 seconds left in the first half.

A COMEBACK FOR THE AGES

The Patriots came back from a 24-point deficit to defeat the Broncos, 34-31, in overtime in a Sunday Night Football matchup on Nov. 24, 2013, marking the largest comeback win in team history, after trailing 24-0 at halftime.

New England's previous best comeback win was from a 23-0 deficit to win, 38-23, vs. Seattle (9/16/84). The Patriots also came back from 22 points down to win at the New York Giants, 23-22 (12/21/96). The Patriots have come from 21 points down to win four times, most recently vs. Buffalo (1/1/12).



PATRIOTS PLAYOFF NOTES

PATRIOTS IN THE PLAYOFFS

The Patriots have qualified for the playoffs 23 times in their 56-year history. Seventeen of those playoff berths have come in the 22 seasons since Robert Kraft purchased the team in 1994, a dramatic contrast to the six total playoff berths the team earned in its first 34 years of existence. The Patriots have won 18 division crowns, including 13 in the last 15 seasons, and have qualified as a Wild Card team four times (1976, 1985, 1994 and 1998). The Patriots also qualified for the playoffs in 1982 during the strike season.

PATRIOTS PLAYOFF SEASONS (23)

Year	How Qualified	Seed	Record	Result
2015	Division Champions	2	1-1	AFC Championship Game
2014	Division Champions	1	3-0	Super Bowl Champions
2013	Division Champions	2	1-1	AFC Championship Game
2012	Division Champions	2	1-1	AFC Championship Game
2011	Division Champions	1	2-1	AFC Champions
2010	Division Champions	1	0-1	AFC Divisional Round
2009	Division Champions	3	0-1	Wild Card Round
2007	Division Champions	1	2-1	AFC Champions
2006	Division Champions	4	2-1	AFC Championship Game
2005	Division Champions	4	1-1	AFC Divisional Round
2004	Division Champions	2	3-0	Super Bowl Champions
2003	Division Champions	1	3-0	Super Bowl Champions
2001	Division Champions	2	3-0	Super Bowl Champions
1998	Wild Card	6	0-1	Wild Card Round
1997	Division Champions	3	1-1	AFC Divisional Round
1996	Division Champions	2	2-1	AFC Champions
1994	Wild Card	5	0-1	Wild Card Round
1986	Division Champions	3	0-1	AFC Divisional Round
1985	Wild Card	5	3-1	AFC Champions
1982*	16-Team Format	7	0-1	First Round
1978	Division Champions	2	0-1	AFC Divisional Round
1976	Wild Card	4	0-1	AFC Divisional Round
1963	Division Champions	-	1-1	AFL Championship Game

*-Strike Year

29-19 Record

MOST PLAYOFF WINS IN A DECADE

The Patriots won 14 playoff games in the decade from 2000-09, tying the 1970s Pittsburgh Steelers and Dallas Cowboys for the most playoff victories by any NFL team in either the 1930s, 1940s, 1950s, 1960s, 1970s, 1980s, 1990s or 2000s.

MOST PLAYOFF VICTORIES IN A DECADE

Team	Decade	Playoff Wins	Championships
New England	2000s	14	2001, 2003, 2004
Dallas	1970s	14	1971, 1977
Pittsburgh	1970s	14	1974, 1975, 1978, 1979
San Francisco	1980s	13	1981, 1984, 1988, 1989
Dallas	1990s	12	1992, 1993, 1995
Washington	1980s	11	1982, 1987
Buffalo	1990s	10	-
Pittsburgh	2000s	10	2005, 2008
Green Bay	1960s	9	1961, 1962, 1965, 1966, 1967
Green Bay	1990s	9	1996

TITLE TOWN

The Patriots have now won the AFC East for seven straight seasons, besting the five straight the team won from 2003-07 for the longest streak in AFC East division history. The Patriots have won 13 of the last 15 division crowns. The Patriots have won 15 division titles in the 22 seasons since Robert Kraft bought the team in 1994.

MOST CONSECUTIVE AFC EAST TITLES

Team	Streak	Years
New England Patriots	7	2009-15
New England Patriots	5	2003-07
Buffalo Bills	4	1988-91
Miami Dolphins	4	1981, 1983-85*
Miami Dolphins	4	1971-74
Baltimore Colts	3	1975-77
Buffalo Bills	3	1964-66@

*Due to 1982 strike, the NFL played just a nine-game season and the standings were not divided into divisions that season.

@AFL

The Patriots join the Los Angeles Rams (1973-79) as the only teams to win seven straight division titles. won seven straight NFC West titles.

MOST CONSECUTIVE DIVISION TITLES

Team	Division	Titles	Years
New England Patriots	AFC East	7	2009-15
Los Angeles Rams	NFC West	7	1973-79
Pittsburgh Steelers	AFC Central	6	1974-79
Minnesota Vikings	NFC Central	6	1973-78
Dallas Cowboys	NFL Capitol/NFC East	6	1966-71
Cleveland Browns	American/Eastern Conf.	6	1950-55
New England Patriots	AFC East	5	2003-07
Denver Broncos	AFC West	5	2011-15
Indianapolis Colts	AFC South	5	2003-07
Dallas Cowboys	NFC East	5	1992-96
San Francisco 49ers	NFC West	5	1986-90
Chicago Bears	NFC Central	5	1984-88
Oakland Raiders	AFC West	5	1972-76

HOME DOMINANCE

The Patriots have an 18-4 (.818) all-time record in home playoff games.

The Patriots' .818 winning percentage at home in the postseason is second among teams with at least 10 home playoff games.

TEAM	RECORD	PCT.
Seattle	11-2	.846
New England	18-4	.818
Oakland	19-5	.792
Green Bay	17-5	.773
Denver	17-5	.773
Buffalo	10-3	.769
Washington	13-5	.722
Dallas	20-8	.714



PATRIOTS PLAYOFF NOTES

ALL-TIME PLAYOFF RESULTS

The Patriots have compiled a 29-19 record in their 48 playoff games and their .604 playoff winning percentage is tied for the second-best in NFL history among teams that have played at least 15 playoff games.

PATRIOTS PLAYOFF RECORD BY ROUND

Round	Record
First Round*	0-1
Wild Card Round	4-3
Divisional Round	13-6
AFC Championship	8-4
AFL Championship	0-1
Super Bowl	4-4
Total	29-19

* 1982 Strike Season

ALL-TIME BEST NFL PLAYOFF RECORDS

(Minimum 15 Postseason Games)

Team	Wins	Losses	Win Pct.
Baltimore Ravens	15	8	.652
New England/Boston Patriots	29	19	.604
Green Bay Packers	32	21	.604
San Francisco 49ers	30	20	.600
Carolina Panthers	9	6	.600
Pittsburgh Steelers	34	23	.596
Oakland/L.A. Raiders	25	18	.581
Dallas Cowboys	34	26	.567

MOST POSTSEASON WINS ALL-TIME

Team	Wins
Dallas Cowboys	34
Pittsburgh Steelers	34
Green Bay Packers	32
San Francisco 49ers	30
New England Patriots	29
Oakland Raiders	25

A GOOD PLAYOFF RUN

Teams to win at least one playoff game in five consecutive postseasons (since the 1970 merger)

Team	Consecutive seasons	Years	Wins
Dallas	6	1991-96	12
Patriots	5	2011-15	8
Patriots	5	2003-07	11
Baltimore	5	2008-12	9
Philadelphia	5	2000-04	7
Green Bay	5	1993-97	9
Oakland	5	1973-77	7

2015 AFC EAST CHAMPIONS

The Patriots claimed the AFC East Division title for the seventh consecutive season and for the 15th time under Robert Kraft.

DIVISION CHAMPIONSHIPS SINCE 1994

New England Patriots	15
Pittsburgh Steelers	11
Green Bay Packers	11
Indianapolis Colts	10

FIVE STRAIGHT CONFERENCE CHAMPIONSHIP GAMES

The Patriots advanced to the AFC Championship for the fifth straight season in 2015, joining Oakland as the only teams to reach five straight conference championship games.

NFL TEAMS WITH AT LEAST THREE CONSECUTIVE CONFERENCE CHAMPIONSHIP GAME APPEARANCES SINCE 1970 MERGER

Team	Years	Results
New England Patriots	(5) 2011-2015	(2-3) W, L, L, W, L
Oakland Raiders	(5) 1973-1977	(1-4) L, L, L, W, L
Philadelphia Eagles	(4) 2001-2004	(1-3) L, L, L, W
Buffalo Bills	(4) 1990-1993	(4-0) W, W, W, W
Dallas Cowboys	(4) 1970-1973	(2-2) W, W, L, L
Dallas Cowboys	(4) 1992-1995	(3-1) W, W, L, W
San Francisco 49ers	(3) 2011-2013	(1-2) L, W, L
Dallas Cowboys	(3) 1980-1982	(0-3) L, L, L
Green Bay Packers	(3) 1995-1997	(2-1) L, W, W
Miami Dolphins	(3) 1971-1973	(3-0) W, W, W
Pittsburgh Steelers	(3) 1974-1976	(2-1) W, W, L
San Francisco 49ers	(3) 1992-1994	(1-2) L, L, W
San Francisco 49ers	(3) 1988-1990	(2-1) W, W, L
St. Louis Rams	(3) 1974-1976	(0-3) L, L, L

ALL-TIME SUPER BOWL BERTHS

New England advanced to its eighth Super Bowl in franchise history in 2014, a total that is tied with Dallas, Denver and Pittsburgh for the most Super Bowl berths.

TEAM SUPER BOWLS

New England Patriots	8
Dallas Cowboys	8
Denver Broncos	8
Pittsburgh Steelers	8
San Francisco 49ers	6
GB, NYG, OAK, WAS, MIA	5



PATRIOTS FOOTBALL Network

The **Patriots Football Network (PFN)** is the full portfolio of media offerings from the three-time Super Bowl Champion New England Patriots. PFN provides Patriots content produced both in-house and with media partners spanning print, television, radio and the Internet.

PATRIOTS ALL ACCESS

The Emmy Award-winning "Patriots All-Access" airs weekly throughout the season on WBZ-TV Channel 4 in Boston and regional affiliates in Hartford, Providence and Springfield, MA, Burlington, VT Portland and Bangor ME. "Patriots All-Access" features exclusive behind-the-scenes access and in-depth weekly features on Patriots players and personnel. Hosted by WBZ's Steve Burton, the show features weekly sit-downs with Bill Belichick including the popular "Belestrator" segment where the coach breaks down upcoming opponents with Scott Zolak. The program airs Fridays from 7 p.m.-8 p.m. on WBZ-TV and Sunday from 9 a.m.-10 a.m. on myTV38 in Boston. Check local listings for airtime.



"Patriots All-Access" airs Fridays from 7-8 p.m. on **WBZ-TV** and Sunday from 9-10 a.m. on **myTV38** in Boston. **Check local listings for airtime.**
Check your local listings for airtime.

TOTALLY PATRIOTS



Totally Patriots is a unique, one-of-a-kind Patriots show aimed for the next generation of Patriots fans. This weekly, youth-oriented football show allows school-aged fans unprecedented access to their favorite players, enabling them to ask questions in a relaxed informal setting.

PATRIOTS TODAY AND PATRIOTS THIS WEEK

PATRIOTS TODAY: Available daily at Patriots.com.

PATRIOTS THIS Week: Insider information. Passionate debate. Timely analysis. That's what "Patriots This Week" delivers. The show, hosted by Bob Socci with former Patriots Scott Zolak and Matt Chatham, is a fast-paced, half-hour of football talk. From breaking down the previous contest to game planning the next opponent, there's no better way to get ready for football than "Patriots This Week" — every Friday night at 10:30 p.m. on Comcast SportsNet

PATRIOTS.COM

NEWS

Patriots.com features daily updates and exclusive content from the writers of *Patriots Football Weekly*, offering everything from breaking news to player features and the popular "Ask PFN" postings.

VIDEO

The first professional sports team website to offer streaming video provides Patriots fans with a variety of exclusive video content. Visitors can choose their channel and watch exclusive video from news to cheerleaders. Patriots.com also features video of every Patriots press conference, including postgame press conferences and Coach Belichick's weekday media updates.

AUDIO

Patriots Web Radio programming is available exclusively on Patriots.com beginning at noon each day, Monday through Friday. Kicking off the programming lineup is PFW In Progress, a daily online program that features candid commentary from the writers of Patriots Football Weekly. Following PFW In Progress is Patriots Playbook, hosted by John Rooke, featuring items from around the NFL. Fantasy Football Champs and Football Nation round out the Patriots.com radio lineup. Patriots.com also offers streaming audio of every Patriots press conference, as well as archives of Patriots.com Radio shows and exclusive podcasts.

PATRIOTS MONDAY ON WEEI

WEEI Sports Radio broadcasts Patriots Monday each week, offering fans unique insight and analysis from Coach Belichick and Tom Brady in addition to other Patriots players. WEEI will broadcast Patriots Monday live from Gillette Stadium each Monday, kicking off with Dennis & Callahan at 6 a.m.

PATRIOTS FRIDAY ON WAAF

WAAF broadcasts Patriots Friday each week, offering fans a look ahead at the weekend's game, match ups and rivalries. Various Patriots players will be featured on air. WAAF will broadcast Patriots Fridays each week throughout the season with Greg Hill from the Hill-Man Morning Radio Show.

98.5 THE SPORTS HUB PATRIOTS RADIO NETWORK

98.5 The Sports Hub is the Patriots' flagship station, broadcasting every Patriots game across its FM radio network and featuring broadcasting duo Bob Socci and Scott Zolak. Three hours prior to kickoff, during halftime and after the game, Marc Bertrand and Chris Gasper will be serving up all the pregame and postgame news and notes, including live sound from the postgame press conferences.



FLAGSHIP STATION

WBZ-FM...Boston	98.5 FM
Massachusetts	
WBZ-FM...Boston	98.5 FM
WAQY...Springfield	102.1 FM
WBEC...Pittsfield	1420 AM
WPKZ...Fitchburg	1280 AM
WNAW...North Adams	1230 AM
WBSM...New Bedford	1420 AM
WPVQ...Greenfield	95.3 FM
WSAR...Fall River	1480 AM
WVFX...Worcester	100.1 FM
WXTK...Hyannis	95.1 FM
WMRC...Milford	1490 AM
Maine	
WBLM...Portland	102.9 FM
WEBB...Augusta	98.5 FM
WEZQ...Bangor	92.9 FM
WEGP...Presque Isle	1390 AM

Connecticut

WTIC...Hartford	1080 AM
WINY...Putnam	1350 AM
WMOS...New London	102.3 FM
WGCH...Greenwich	1490 AM
WINE...Brookfield	940 AM

New Hampshire

WFNQ...Nashua	106.3 FM
WPKQ...North Conway	103.7 FM
WSAK...Hampton	102.1 FM
WSHK...Portsmouth/Dover	105.3 FM
WNNH...Concord	99.1 FM
WLNH...Laconia	98.3 FM
WEMJ...Laconia	1490 AM
WINQ...Keene	98.7 FM
WXXX...Lebanon	100.5 FM

Vermont

WCPV...Burlington	101.3 FM
WDVT...Rutland	94.5 FM
WIKE...Newport	1490 AM
WKVT...Brattleboro	92.7 FM
WRFK...Barre/Montpelier	107.1 FM
WSTJ...St. Johnsbury	1340 AM

Rhode Island

WPRO...Providence	630 AM
WEAN...Providence	99.7 FM

New York

WINU...Albany	104.9 FM
WENU...Glens Falls	1410 AM
WHTK...Rochester	1280 AM



WINNINGEST PRO SPORTS TEAM SINCE 1994

PATRIOTS ARE SECOND WINNINGEST PRO SPORTS FRANCHISE SINCE 1994

Since the 1994 season, the Patriots have won 68.7 percent of their regular season games (246-112), the second highest winning percentage in major American professional sports over that period. Since 1994, there have been 145 franchises that have fielded teams in the five major American sports leagues (NFL, MLB, NBA, NHL and MLS).

SECOND HIGHEST WINNING PERCENTAGE IN MAJOR AMERICAN PROFESSIONAL SPORTS, 1994-PRESENT

(Regular Season – Includes National Football League, Major League Baseball, National Basketball Association, National Hockey League and Major League Soccer)

Records updated through games of October 17, 2016

Rk	Records since 1994	Lg	W	L	T/OTL	PCT.
1	San Antonio Spurs	NBA	1213	543	0	0.691
2	New England Patriots	NFL	246	112	0	0.687
3	Detroit Red Wings	NHL	964	460	233	0.652
4	Green Bay Packers	NFL	229	126	1	0.645
5	Pittsburgh Steelers	NFL	225	131	1	0.632
6	Denver Broncos	NFL	219	138	0	0.613
7	Indianapolis Colts	NFL	215	142	0	0.602
8	New Jersey Devils	NHL	872	559	225	0.595
9	Los Angeles Lakers	NBA	1044	712	0	0.595
10	Dallas Stars	NHL	864	566	226	0.590
11	New York Yankees	MLB	2141	1514	0	0.586
12	Philadelphia Flyers	NHL	829	558	256	0.582
13	Colorado Avalanche/Quebec Nordiques	NHL	855	592	209	0.579
14	Seattle Sounders FC	MLS	122	81	60	0.578
15	Utah Jazz	NBA	1013	743	0	0.577
16	St. Louis Blues	NHL	835	589	232	0.574
17	Oklahoma City/Seattle Thunder	NBA	1007	749	0	0.573
18	Dallas Mavericks	NBA	1005	751	0	0.572
19	Miami Heat	NBA	997	749	0	0.571
20	Los Angeles Galaxy	MLS	307	216	138	0.569
21	Pittsburgh Penguins	NHL	838	618	200	0.566
22	Boston Bruins	NHL	810	595	252	0.565
23	San Jose Sharks	NHL	824	610	223	0.565
24	Houston Rockets	NBA	979	777	0	0.558
25	Atlanta Braves	MLB	2040	1617	0	0.558
26	Washington Capitals	NHL	809	621	225	0.557
27	Phoenix Suns	NBA	976	780	0	0.556
28	Indiana Pacers	NBA	973	782	0	0.554
29	Vancouver Canucks	NHL	801	621	234	0.554
30	Philadelphia Eagles	NFL	196	159	1	0.552
31	Ottawa Senators	NHL	800	630	227	0.551
32	Nashville Predators	NHL	646	522	184	0.546
33	Boston Red Sox	MLB	1996	1664	0	0.545
34	Anaheim Ducks	NHL	786	642	229	0.543
35	St. Louis Cardinals	MLB	1984	1673	0	0.543
36	Baltimore Ravens	NFL	176	149	1	0.541
37	Chicago Blackhawks	NHL	772	637	239	0.541
38	Portland TrailBlazers	NBA	950	806	0	0.541
39	New York Rangers	NHL	792	658	207	0.540
40	Minnesota Vikings	NFL	192	164	1	0.539
41	Seattle Seahawks	NFL	192	165	0	0.538
42	Montreal Canadiens	NHL	778	652	226	0.538
43	Minnesota Wild	NHL	559	470	169	0.537
44	Los Angeles Dodgers	MLB	1953	1706	0	0.534
45	Dallas Cowboys	NFL	191	167	0	0.534
46	San Francisco 49ers	NFL	189	168	1	0.529
47	Buffalo Sabres	NHL	761	673	222	0.527
48	Cleveland Indians	MLB	1922	1733	0	0.526
49	Los Angeles/Anaheim/CA Angels	MLB	1924	1737	0	0.526
50	San Francisco Giants	MLB	1917	1742	0	0.524

NOTES: This analysis uses NFL rules when calculating winning percentage, counting ties as a half-win and a half-loss. For NHL teams, overtime losses (OTL) and ties from 2001-2004 (the NHL abolished ties in 2005-2006 and instituted a shootout system) are counted as ties when calculating winning percentage.

**The Miami Fusion were contracted following the 2001 MLS season.*

HIGHEST WINNING PERCENTAGE AMONG BOSTON-AREA MAJOR PROFESSIONAL SPORTS TEAMS, 1994-PRESENT

(Rankings listed below are each team's overall ranking among the 145 major American pro sports teams)

Records updated through games of October 17, 2016

Rank	Team	Lg	W	L	T/OTL	Pct.
2	New England Patriots	NFL	246	112	0	0.687
22	Boston Bruins	NHL	808	594	252	0.565
33	Boston Red Sox	MLB	1996	1664	0	0.545
86	Boston Celtics	NBA	867	888	0	0.494
104	New England Revolution	MLS	249	281	132	0.476