



WEEK 7

Los Angeles Rams (3-3) vs. New York Giants (3-3)

Sunday, October 23, 2016 • Twickenham Stadium • 6:30 a.m. PST



2016 SCHEDULE

REGULAR SEASON 3-3

Sept. 12	at San Francisco (Mon)	7:20 p.m.	L, 28-0
Sept. 18	Seattle	1:05 p.m.	W, 9-3
Sept. 25	at Tampa Bay	1:05 p.m.	W, 37-32
Oct. 2	at Arizona	1:25 p.m.	W, 17-13
Oct. 9	Buffalo	1:25 p.m.	L, 30-19
Oct. 16	at Detroit	10:00 a.m.	L, 31-28
Oct. 23	New York Giants (London)	6:30 a.m.	NFLN
	BYE WEEK		
Nov. 6	Carolina	1:05 p.m.	FOX
Nov. 13	at New York Jets	10:00 a.m.	FOX
Nov. 20	Miami	1:05 p.m.	FOX
Nov. 27	at New Orleans	10:00 a.m.	FOX
Dec. 4	at New England	10:00 a.m.	FOX
Dec. 11	Atlanta	1:25 p.m.	FOX
Dec. 15	at Seattle (Thur)	5:25 p.m.	NBC/NFLN/Twitter
Dec. 24	San Francisco (Sat)	1:25 p.m.	FOX
Jan. 1	Arizona	1:25 p.m.	FOX

RAMS TO PLAY FIRST NFL GAME AT TWICKENHAM



K Greg Zuerlein

London - The Los Angeles Rams (3-3) will face the New York Giants (3-3) in the first National Football League game to be played at Twickenham stadium.

The Rams are coming off a 31-28 loss to the Detroit Lions at Ford Field. QB Case Keenum had a career day as he finished the contest completing 27 of 32 passing attempts for 321 yards with three passing touchdowns and added one rushing touchdown.

Keenum's 321 yards passing marked his second-highest output as a pro, and his second-career 300-plus yard passing game.

WR Kenny Britt caught seven passes for 136 yards and scored two touchdowns, his first scores of the 2016 campaign.

Keenum spread the ball to seven different receivers, including TE Lance Kendricks who added five catches for 34 yards and a touchdown. The score marked Kendricks' 16th career touchdown. The Wisconsin product is now tied for second place in franchise history for touchdowns by a TE.

Defensively, DT Aaron Donald recorded the Rams lone sack, he has a team-best 3.0 sacks on the season.

The Giants are coming off a 27-23 win over the Baltimore Ravens. QB Eli Manning threw for 403 yards and three touchdowns. WR Odell Beckham Jr. finished the contest with 222 yards receiving and two touchdowns.

Sunday will mark the Rams' first international contest since the 2012 season.

RAMdom FACT

P Johnny Hekker's current streak of 33 punts without a touch-back is the longest current streak in the NFL.

RAMS PUBLIC RELATIONS

ARTIS TWYMAN:	Senior Director, Communications ATwyman@Rams.NFL.com
JULIA FARON:	Manager, Media Relations JFaron@Rams.NFL.com
TIFFANY WHITE:	Communications Coordinator TWhite@Rams.NFL.com
TRAVIS LANGER:	Media Information Coordinator TLanger@Rams.NFL.com
JOANNA HUNTER:	Corporate Communications JHunter@Rams.NFL.com

MEDIA AVAILABILITY

Mon., Oct. 17	Coach Fisher Conference Call
Tues., Oct. 18	No Availability
Wed., Oct. 19	Practice: 2:30 - 4:20 p.m. Coach Fisher available on the field Player availability following practice NYG Calls: Head Coach Ben McAdoo: 2:30 p.m ET, Giants player TBD immediately following
Thur., Oct. 20	Practice: 2:30 - 4:20 p.m. Coach Fisher available on the field Player availability immediately following practice
Fri., Oct. 21	Practice 11:00-12:45 p.m. Coach Fisher available on field Player availability immediately following practice

BROADCAST INFORMATION

	TELEVISION:	NFL Network Play-By-Play: Dan Fouts Color Analysts: Kevin Harlan Sideline Reporter: Stacey Dales
	RAMS RADIO:	ESPN 710 AM, 100.3 The Sound FM Play-By-Play: J.B. Long Color Analyst: Maurice Jones Drew Sideline Reporter: D'Marco Farr
	SPANISH RADIO:	ESPN Deportes, 1330 AM Announcers: Mario Solis & Troy Santiago
	NATIONAL RADIO:	Westwood One Announcers: Brandon Gaudin & Derek Rackley

RAMS COMMUNICATIONS PORTAL

Visit the Rams Media Information Portal

For weekly releases, media guide, access to the Rams media credential system, and other pertinent media information at

www.TheRams.com/MediaInfo



NOTABLE CONNECTIONS

Former Giants:

• Rams defensive line coach **Mike Waufle** held the same position with the Giants from 2004-09.

Former Rams:

- Giants defensive coordinator **Steve Spagnuolo** was the Rams head coach from 2009-11.
- Giants quarterbacks coach **Frank Cignetti Jr.** was the Rams quarterbacks coach from 2012-14 before being elevated to offensive coordinator in 2015.
- Giants secondary/cornerbacks coach **Tim Walton** served as the Rams defensive coordinator in 2013.
- Giants assistant defensive line coach **Jeff Zgonina** was a DT for the Rams in 1997 and then again from 1992-2002. Zgonina recorded three total tackles in the team's Super Bowl XXXIV victory.
- From 2008-11, Giants K **Josh Brown** kicked for the Rams.
- Giants CB **Janoris Jenkins** was a second-round pick of the Rams and played from 2012-15.
- Giants CB **Coty Sensabaugh** was on the Rams roster for the first four games of the 2016 season.

Coaching Connections

- While with the Tennessee Titans, Giants running backs coach **Craig Johnson** was on Rams head coach Jeff Fisher's coaching staff, serving his final season as Fisher's assistant head coach. Additionally, Johnson and Rams assistant head coach **Dave McGinnis** were on the Titans staff for seven seasons together. Johnson then went on to the Minnesota Vikings, where he overlapped with Los Angeles defensive quality control coach **Jeff Imamura** for three seasons.
- Giants head coach **Ben McAdoo** was an offensive assistant/quality control coach with the Saints in 2004 while Rams strength and conditioning coach **Rock Gullickson** held the same title in New Orleans. Additionally, Giants quarterbacks coach **Frank Cignetti Jr.** was the Saints quarterbacks coach from 2000-01 with Gullickson. McAdoo, as the tight ends coach, and Gullickson would be on the same coaching staff again with the Green Bay Packers from 2006-08.
- Rams offensive line coach **Paul Boudreau** and Giants offensive coordinator **Mike Sullivan** were both on the Jacksonville Jaguars offensive coaching staff together in 2003.
- From 1986-87 Rams senior defensive assistant **Chuck Cecil** and Giants special teams coordinator **Tom Quinn** were collegiate teammates on the University of Arizona defense.
- New York quarterbacks coach **Frank Cignetti Jr.** and Los Angeles running backs coach **Skip Peete** coached together at the University of Pittsburgh in 1989.
- Rams special teams coordinator **John Fassel** and defensive line coach **Mike Waufle** were on the Raiders coaching staff with Giants wide receivers coach **Adam Henry**.
- Los Angeles running backs coach **Skip Peete** played at the University of Kansas while New York offensive line coach **Mike Solari** was the Jayhawks' offensive line coach in the mid-1980s.
- Giants assistant special teams coach **Dwayne Stukes** held the same title with the Bears while Rams wide receivers coach/passing game coordinator **Mike Groh** and offensive coordinator **Rob Boras** were on the offensive coaching staff in Chicago.

Pro Connections:

- Rams DT **Dominique Easley** and Giants LB Deonte Skinner played for the Patriots while Giants defensive line coach **Patrick Graham** was on the New England defensive coaching staff.
- Giants LB **Jonathan Casillas** played under Rams defensive coordinator **Gregg Williams** from 2009-11 while Williams was the Saints defensive coordinator. Casillas then went on to play with Rams LB/S Mark Barron with the Buccaneers from 2013-14.
- Los Angeles CB **Troy Hill** and New York CB **Leon Hall** were both in the Cincinnati Bengals secondary in 2015.
- Rams running backs coach **Skip Peete** held the same title with the Dallas Cowboys while Giants WR **Dwayne Harris** was on the Cowboys offense from 2011-14.
- Los Angeles offensive coordinator **Rob Boras** was on the Jacksonville offensive coaching staff during New York RB **Rashad Jennings'** time with the Jaguars from 2009-12.

College Connections:

- New York assistant offensive line coach **Lunda Wells** was on the LSU coaching staff while Rams DT **Michael Brockers** played for the Tigers from 2009-11. Brockers also played with Giants MLB **Kelvin Sheppard** from 2009-10 on the LSU defense and P **Brad Wing** from 2010-11 and WR **Odell Beckham Jr.**, in 2011.
- Rams WR **Pharoh Cooper** and Giants TE **Jerell Adams** played together at South Carolina from 2013-15.
- Giants T **Will Beatty** and Rams CB **Dwayne Gratz** were teammates at UConn in 2008.
- Rams TE **Lance Kendricks** played at Wisconsin with Giants LB **Jonathan Casillas** from 2007-08.
- Giants G **Bobby Hart** and Rams DB **Lamaricus Joyner** played together at Florida State from 2011-13.
- Rams S **T.J. McDonald** and Giants LB **Devon Kennard** were members of the USC Trojans defense from 2009-12.
- From 2010-11, Rams TE **Cory Harkey** and Giants DE **Owa Odighizuwa** played together at UCLA.



Former DT Jeff Zgonina

TALE OF THE TAPE

Category	2016 Rams (Rk)	2016 Giants (Rk)
Points Per Game	18.3 (28)	19.3 (25)
Total Offense	301.3 (31)	364.2 (14)
Rush Offense	80.8 (28)	76.0 (30)
Pass Offense	236.2(27)	298.0 (3)
Time Of Possession Average	29:14	26:07
Opponent Points Per Game	22.8 (17)	21.8 (14)
Total Defense	361.8 (17)	3763.7 (19)
Rush Defense	115.7 (23)	96.8 (12)
Pass Defense	246.2 (16)	266.8 (22)
Sacks Made/Yards	10/71	6/44
Interceptions By/Yards	4/8	2/26
Turnover Differential	0 (t16)	-10 (31)
Punt Return Average	8.9 (17)	6.9 (27)
Kickoff Return Average	23.5 (10)	27.0 (4)
Punt Coverage	6.2 (5)	10.9 (22)
Kickoff Coverage	21.3 (15)	18.6 (t6)

BY THE NUMBERS

- 0**
Number of touchbacks by P Johnny Hekker
- 16**
Punts downed inside opponent's 20-yard line, which is the most in the NFL.
- 20**
Consecutive completions by QB Case Keenum against the Detroit Lions, establishing a new franchise record.
- 100%**
K Greg Zuerlein's PAT and FG percentage. He's one-of-five kickers in the league to make all of his attempts through the first six weeks of the 2016 season.





WEEK 7: LOS ANGELES RAMS VS. NEW YORK GIANTS



RAMS BIG PERFORMANCES AGAINST THE GIANTS

WR Kenny Britt.....	2 GP.....	11 receptions.....	129 yards.....	11.7 yards/reception.....	1 TD
DE Robert Quinn.....	2 GP.....	7 tackles.....	1.0 sacks.....	8 yard loss.....	2 QB hits
TE Lance Kendricks.....	2 GP.....	3 receptions.....	61 yards.....	20.3 yards/reception.....	1 TD

SERIES HISTORY

Record vs. Giants.....	Rams, 26-16
Series points.....	Rams - 959, Giants - 793
Last regular season game.....	Giants, 37-27, 12/21/14
Rams largest winning margin.....	55-14 (11/13/1966)
Giants largest winning margin.....	L, 49-14 (11/16/1941)
Current series streak.....	Giants, six games
Rams longest win streak.....	Six games, twice
Giants longest win streak.....	Six games (2002-present)
Most points, Rams.....	55, Rams 55-14 (11/13/1966)
Most points, Giants.....	49, Giants 49-14 (11/16/1941)
Most points, both teams.....	89, Rams 52-37 (11/14/1948)
Fewest points, Rams.....	0, Giants 28-0 (11/13/1938)
Fewest points, Giants.....	0, Rams 13-0 (11/10/1940)
Fewest points, both teams.....	17, Giants 10-7 (12/6/1981)

LAST TIME VS. GIANTS

The Rams and Giants battled on Dec. 21, 2014 in a Rams home game, New York claimed a 37-27 victory.

WR Kenny Britt caught nine passes for 103 yards. WR Tavon Austin added 25 yards rushing on three carries (8.3 yards/rush) and caught one pass for 16 yards. TE Lance Kendricks caught two passes for 25 yards, including a 23-yard touchdown from QB Shaun Hill.



TE Lance Kendricks 23-yard TD reception vs. NYG

S T.J. McDonald corralled Giants QB Eli Manning for the Rams' lone sack of the contest.

2016 RAMS LEADERS

Passing Case Keenum	Comp. 115	Att. 184	Yards 1,417	TDs 7	INTs 6	Rtg. 85.4
Rushing Todd Gurley	Att. 119	Yards 346	Avg. 2.9	Long 16	TDs 3	
Receptions Kenny Britt	Rec. 30	Yards 492	Avg. 16.4	Long 47	TDs 2	
Receiving Yards Kenny Britt	Yards 492	Rec. 30	Avg. 16.4	Long 47	TDs 2	
Tackles Alec Ogletree	Total 68	Solo 51	Asst. 17			
Sacks Aaron Donald	No. 3.0	Yards 18				
Interceptions Mark Barron	No. 2	Yards 8	Avg. 4.0	Long 7	TD 0	
Punting Johnny Hekker	No. 31	Yards 1,404	Avg. 45.3	Net Avg. 43.3	In20 16	Long 64
Punt Returns Tavon Austin	Ret 13	FC 8	Yards 116	Avg. 8.9	Long 47	TDs 0
Kickoff Returns Benny Cunningham	Ret. 6	Yards 168	Avg. 28.0	Long 44	TDs 0	

2016 GIANTS LEADERS

Passing Eli Manning	Comp. 151	Att. 233	Yards 1,788	TDs 8	INTs 6	Rtg. 88.8
Rushing Shane Vereen Rashard Jennings	Att. 31 40	Yards 147 117	Avg. 4.7 2.9	Long 25 17	TDs 1 0	
Receptions Odell Beckham Jr.	Rec. 35	Yards 581	Avg. 16.6	Long 75t	TDs 3	
Receiving Yards Marvin Jones	Yards 581	Rec. 35	Avg. 16.6	Long 75t	TDs 3	
Tackles Jonathan Casillas	Total 51	Solo 29	Asst. 22			
Sacks Landon Collins	No. 2.0	Yards 15				
Interceptions Janoris Jenkins	No. 2	Yards 26	Avg. 13.0	Long 23	TD 0	
Punting Brad Wing	No. 26	Yards 1,235	Avg. 47.5	Net Avg. 39.8	In20 7	Long 63
Punt Returns Dwayne Harris	Ret 8	FC 6	Yards 57	Avg. 7.1	Long 17	TDs 0
Kickoff Returns Dwayne Harris	Ret. 9	Yards 258	Avg. 28.7	Long 44	TDs 0	


UPCOMING MILESTONES

- Rams K **Greg Zuerlein** ranks ninth in franchise history in total points scored with 437 points. If Zuerlein scores 88 points, he will pass former RB **Marshall Faulk** as the fifth-leading scorer in Rams' history. Former K **Jeff Wilkins** holds the Rams all-time scoring record with 1,223 points.
- Rams RB **Todd Gurley** will break into the franchise's top-20 all-time rushers if he amasses over 1,000 yards rushing in his second professional season.
- Rams WR/PR **Tavon Austin** is currently tied for third place in Rams history with three career punt returns for touchdowns - CB **LeRoy Irvin** and WR **Henry Ellard** hold the franchise record with four career punt return touchdowns.
- In Los Angeles' Week 6 contest at Detroit, Rams TE **Lance Kendricks** scored his 16th-career touchdown, which ties **Billy Traux** for the second place for touchdowns by a TE in franchise history. The Ram's franchise record for touchdowns by a tight end is held by **Damone Johnson** who scored 18 in his time as a Ram.





COACHES CORNER



In January of 2012, Owner/Chairman E. Stanley Kroenke hired Jeff Fisher to be the 22nd full-time head coach in franchise history.

The 2015 season featured a breakout performance from RB Todd Gurley who led all rookies in rushing and finished third among all NFL runners in rushing yards (1,106). His rookie campaign led him to the Pro Bowl and earned Associated Press Offensive Rookie of the Year honors. Gurley's production came behind a young offensive line, including PFWA All-Rookie T Rob Havenstein, which consisted of 31 starts from rookies.

Collectively, the defense tied for 10th in the NFL in takeaways, were sixth in third down defense and 11th in sacks, despite injuries to key starters.

The Rams' 2014 defense boasted one of the league's best units over the second half of the season. In the team's last eight games, the Rams ranked fourth in rushing yards per game (84.4), fifth in points allowed per game (16.8) and tied for fourth in sacks (26). They tied for the sixth most takeaways (15) over that time frame as well. The final stretch included a run of 12-consecutive quarters in which St. Louis did not allow a touchdown, including back-to-back shutouts in wins over Oakland and Washington.

The 2013 season was highlighted by the Rams' first top-10 finish against the run since 2001, which continued a trait that has been consistent of Fisher's teams throughout his coaching career. In 20 full seasons as a head coach, Fisher's teams have finished in the top 10 against the run 13 times.

Fisher joined the Rams after spending 16 full seasons as head coach of the Tennessee Titans, 11 as executive vice president. In his tenure with Tennessee, he guided the Titans to six playoff appearances (1999, 2000, 2002, 2003, 2007, 2008), three division titles (2000, 2002, 2008), two AFC Championship games (1999, 2002) and one Super Bowl appearance (XXXIV). From 1999-2010, only three teams had more playoff berths (Indianapolis, Philadelphia and New England). In the 2000s, Fisher totaled 97 victories, the most successful decade in franchise history.

Fisher's teams have featured a stout rushing defense, as well demonstrated the ability to run the ball effectively. His rush defense ranked in the Top 10 in 12 out of 16 seasons with the Titans, a trend that as previously noted, continued in 2013. Fisher's rushing offense finished in the Top 10 eight times during that same time span. Prior to Fisher's arrival in St. Louis, the Rams finished 31st in the NFL in rushing defense. St. Louis ranked 15th in the category in 2012, and RB Zac Stacy rushed for 973 yards in 12 starts, the third-highest rookie total in franchise history.

One of the Titans' most memorable seasons under Fisher was the 1999 campaign, where he led the team to its first AFC Championship and an appearance in Super Bowl XXXIV. The Titans became only the sixth Wild Card team to earn a trip to the Super Bowl since the NFL added the playoff round in 1978. Fisher guided the Titans to a streak of 13 consecutive wins against AFC Central Division opponents dating back to 1998. It marked the longest streak in the history of the Central Division and the third longest in the NFL since the 1970 merger.

Fisher originally joined the Oilers/Titans' coaching staff in 1994, after spending two seasons as the defensive backs coach for the San Francisco 49ers. He was elevated to head coach in November 1994, replacing Jack Pardee, for the final six games of the season. Fisher was instrumental in guiding the transition following the Oilers' move to Tennessee in 1996.

Prior to San Francisco, Fisher reunited with his college coach John Robinson, serving as the Los Angeles Rams' defensive coordinator.

Fisher began his coaching career as an assistant for Buddy Ryan and the Philadelphia Eagles in 1986, coaching the defensive backs for three seasons before becoming the NFL's youngest defensive coordinator in 1988.

A former defensive back at the University of Southern California, Fisher played for Robinson in a star-studded defensive backfield that included future NFL stars Ronnie Lott, Dennis Smith and Joey Browner. Fisher's career college statistics included five interceptions and 108 tackles. The versatile Fisher also served as the Trojans' backup kicker and earned Pac-10 All-Academic honors in 1980.

Originally a seventh-round draft selection of the Chicago Bears in 1981, Fisher appeared in 49 games as a defensive back and return specialist in five NFL seasons. He earned a Super Bowl ring following Chicago's 1985 Super Bowl season, despite spending the year on injured reserve with an ankle injury that prematurely ended his playing career. During that season, Fisher began his post-playing career by assisting Ryan as an "unofficial" coach as the Bears ultimately defeated the New England Patriots in Super Bowl XX.

He left Chicago in 1985 holding a number of team records including: number of punt return yards for a season with 509 yards in 1981, number of punt returns in a season with 58 in 1984, and number of punt returns in one game with eight on Dec. 16, 1984, at Detroit. He also recorded the longest punt return by a Bear in 39 years with an 88-yard return for a touchdown on Sept. 20, 1981, against Tampa Bay.

A native of Southern California, Fisher was a high school All-America wide receiver at Taft High School in Woodland Hills, Calif. Fisher is an avid fisherman and golfer and he also does considerable work off the field.

He also gives back to the NFL, serving on the NFL Competition Committee from 2000-15. We was a co-chairman of the committee from 2001-10. Although he was out of coaching in 2011, Fisher served as an advisor to the Competition Committee, and he officially rejoined the group in 2012 after he was hired by the Rams. The committee is instrumental in guiding the league through rule changes and ways to improve the game.

Ben McAdoo was hired as the 17th head coach in Giants history on Jan. 14, 2016.



McAdoo was the team's offensive coordinator in 2014-15. He succeeded Tom Coughlin, who coached the team for 12 seasons, including two that ended with Super Bowl victories.

McAdoo coordinated an offense that was one of the NFL's best during his two seasons as coordinator. When he joined the franchise prior to the 2014 season, McAdoo took command of an offense that had finished 28th in the NFL the previous season. In 2013, the Giants averaged 307.5 yards per game, including 83.3 rushing and 224.3 passing. They scored 294 points.

In two seasons with McAdoo formulating game plans and calling the plays, the Giants' offense ranked 10th and eighth, respectively, in the NFL. They averaged 367.2 and 372.3 total yards, 100.2 and 100.6 rushing yards, and 267.0 and 271.7 passing yards. The Giants' passing yardage total was the seventh highest in the league. They were also in seventh in 2014, when they averaged 267.0 yards through the air. The Giants' point totals were 380 in 2014, and 420 in the 2015 season.

The Giants scored at least 24 points in each of their final six games of the 2014 season and the 2015 season opener, their longest such streak since they scored 24 or more points in eight consecutive games from Sept. 29-Nov. 17, 1963.

The Giants' 420 points was the fifth-highest total in franchise history, and their 5,952 net yards was the third-highest total. The 2015 Giants set franchise records for pass attempts (623, the old record was 616 in 2003), and completions (392, the old record was 383 in 2014). Their completion percentage of 62.9 was tied for the second-highest in team history; the record of 63.1 was set in 2014, McAdoo's first season with the team.

In 2015, the Giants totaled 4,347 net passing yards, the second-highest total in franchise history. The record of 4,734 was set in 2011. The Giants threw 36 touchdown passes in 2015 (35 by Eli Manning), the second-highest total in franchise history; the 1963 Giants threw 39 touchdown passes.

Manning also posted significantly improved numbers under McAdoo.

In 2013, the season prior to McAdoo's arrival, Manning completed 58.5 percent of his passes, and threw for 3,818 yards, 18 touchdowns and 27 interceptions. Manning's two-year averages when McAdoo was the coordinator were a 62.8 completion percentage, 4,421 yards, 32.5 touchdowns and 14 interceptions. Manning's 35 touchdown passes in 2015 are a career high, and just one shy of the franchise record set by Pro Football Hall of Famer Y.A., Title in 1963.

Before joining the Giants, McAdoo – who will be 39 when the 2016 season opens – spent eight years as an assistant coach with the Green Bay Packers, the first six as the team's tight ends coach and the final two as the quarterbacks coach.

During his tenure in Green Bay, the Packers earned six playoff berths, won four NFC North titles and defeated Pittsburgh in Super Bowl XLV.

He began mentoring the Packers' quarterbacks in 2012, one year after Aaron Rodgers was selected the NFL's Most Valuable Player. Rodgers continued to excel under McAdoo's direction. He was voted the NFC Pro Bowl starter after completing 371 of 552 attempts for 4,295 yards and 39 touchdowns against only eight interceptions, and leading the league in passer rating for the second consecutive season (108.0).

In 2013, Rodgers missed seven games with a fractured collarbone and McAdoo was forced to prepare three other players to start at quarterback (Seneca Wallace, Scott Tolzien and Matt Flynn). Even with the frequently changing cast of quarterbacks, Green Bay won the NFC North championship with an 8-7-1 record. The Packers' offense finished the season ranked third in the NFL (400.3 yards a game) and, despite missing Rodgers for almost half the season, sixth in passing yards (266.8). When he did play, Rodgers was outstanding, completing 66.6 percent of his passes, throwing for 17 touchdowns against only eight interceptions and finishing with a passer rating of 104.9.

In McAdoo's final season as the Packers' tight ends coach in 2011, he helped then fourth-year pro Jermichael Finley return to the field following a season-ending knee injury suffered the previous year. Finley was named a Pro Bowl alternate after playing in all 16 games for the first time and setting new career highs with 767 yards and eight touchdowns, while matching his previous career best with 55 catches. He was the first tight end in Green Bay history with two 55-catch seasons. McAdoo also helped develop second-year tight ends Tom Crabtree and Andrew Quarless.

Upon arriving in Green Bay in 2006, McAdoo helped the Packers' tight ends adapt successfully to additional blocking and pass-protection duties they hadn't previously been assigned. The added assistance helped a young offensive line, which at times had as many as three rookie starters, allow only 24 sacks all season.

McAdoo went to Green Bay from the San Francisco 49ers, where he served as assistant offensive line/quality control coach in 2005. In that role, he assisted the offensive line and tight ends.

Prior to joining the 49ers, he had a brief stint at Stanford University as tackles and tight ends coach. He resigned after the 2005 recruiting season to take the 49ers position and reunite with McCarthy, then the San Francisco offensive coordinator, with whom he worked in New Orleans the previous season.

McAdoo entered the NFL in 2004 with the New Orleans Saints as an offensive assistant/quality control coach. He worked directly with McCarthy and assisted the offensive line and tight ends.

McAdoo is married to Toni, a fellow native of Homer City. They have a daughter, Larkin, and a son, BJ.



PROJECTED STARTERS

OFFENSE

WR Kenny Britt – Leads the team in receiving yards (492) and receptions (30). Averages 82 yards per game and 16.4 yards per reception, which is the 13th-best average through six games.

LT Greg Robinson – Second overall pick in 2014 NFL Draft started 34 consecutive games. Was part of an offensive line that allowed an NFL-low 18 sacks during the 2015 season.

LG Rodger Saffold – Seventh-year pro has played in 74 career games with 71 starts, including all six during the 2016 campaign. Has started at four different positions in 71 career starts - 36 at LT, 18 at LG, 13 at RG, and four at RT.

C Tim Barnes – Started 26 games, including 22-consecutive dating back to the start of the 2015 campaign. Originally joined Rams practice squad in 2011 before securing a roster spot. Won the starting center spot during the 2015 training camp, a spot he has held through the first five contests of 2016.

RG Cody Wichmann – Started the previous 12 games at RG dating back to Week 11 of the 2015 campaign. Selected in the sixth round of the 2015 NFL Draft (215th Overall) by the Rams. Was active but did not play Week 6 vs. Detroit with an injury.

RT Rob Havenstein – A second-round selection (No. 57 overall) by the Rams in the 2015 NFL Draft. Battled back from an injury during the 2016 offseason. Started all six Rams' 2016 games, and all 18 career games played.

TE Lance Kendricks – A sixth-year pro, played in 83 games with 69 career starts. Ranks third on the team in receptions (18) and fourth in receiving yards (186). Tied for second in franchise history for touchdowns by a tight end with 16, two short of matching the franchise record.

TE Cory Harkey – Bruising tight end/fullback serves as lead blocker in the run game. Played in all six contests during the 2016 campaign, earning the start against San Francisco in the season opener.

WR Tavon Austin – Ranks second on the team in receptions (26), third in receiving yards (242). As a returner, has fielded 13 punts for 116 yards, including a 47-yarder against Arizona to set-up the game-winning touchdown. Found the end zone for the first time of the 2016 campaign by way of a 43-yard pass in the Rams Week 3 win at Tampa Bay.

QB Case Keenum – Rams traded a seventh round pick to Houston to re-acquire Keenum in the 2015 offseason. Established a franchise record by completing 20-consecutive passes. Posted a 6-4 record since winning the starting QB job in Week 14 of the 2015 campaign. Completed 115-of-184 passes during the 2016 season, including seven touchdowns and six interceptions and an 85.4 QBR.

RB Todd Gurley – Carried the ball 119 times for 346 yards with three touchdowns through the first six games of the 2016 campaign.

KEY CONTRIBUTORS

RB Benny Cunningham – Returned six kicks for 168 yards (28.0 yards/return). In the Rams Week 3 victory at Tampa Bay toted the rock twice for 29 yards, including a 22-yard rush. On the season, has six carries for 41 yards (6.8 yards/rush) and five receptions for 38 yards.

TE Tyler Higbee – A rookie pass-catching tight end out of Western Kentucky earned his first-career start at Tampa Bay in the Week 3 win. Posted one catch for two yards in six games as a pro. Caught 38 passes for 563 yards and eight touchdowns in his final college season.

DEFENSE

LDE William Hayes – Corralled Seahawks QB Russell Wilson for his first sack of the season in a Week 2 match-up. Inactive for Week 4 and 5 contests. The nine-year vet has started 37-of-115 games played.

LDT Aaron Donald – A third-year professional started 34-of-38 games played, including the first five of the 2016 season. Leads the team sacks (3.0), QB hits (13) and QB pressures (18). Has recorded at least half of a sack in each of the last three games. The two-time Pro Bowler recorded his first 1.5 sacks of the season at Arizona in Week 4, his fourth-career multiple sack game. Voted a team captain by his peers.

RDT Michael Brockers – Started the first four 2016 contests before being inactive for the team's Week 5 contest against Buffalo. Started 65-of-66 career games played. Recorded 22 total tackles and three quarterback pressures in 2016.

RDE Robert Quinn – Recorded Los Angeles' first sack of the 2016 season. The former first-round draft pick entered his sixth season after undergoing offseason surgery. Named to the Pro Bowl twice (2014, 2015). Registered a strip-sack in two consecutive games (vs. Sea. at TB), leads the league in forced fumbles since the start of the 2012 season with 18.

MLB Alec Ogletree – Transitioned to MLB for his fourth NFL season after spending the first three at WLB. Voted a team captain by his teammates. Leads Los Angeles in tackles with 68, including 51 solo stops. Posted 7 PDs, 1 forced fumble and 1 fumble recovery through six games.

WS Mark Barron – Fifth-year pro out of Alabama started 56-of-67 career games played. Ranks second on the Rams with 52 total tackles through the first six contests of 2016. Registered his first INT of the season against the Bucs, followed by intercepting Cardinals QB Carson Palmer a week later. Set a career-high 19 tackles in win over Browns during the 2015 season.

LCB Trumaine Johnson – Fifth-year pro started 38-of-60 career games played, including the first five of 2016. Totaled 25 tackles through Week 5 and intercepted AZ QB Carson Palmer for his first INT of the season. Led the team and finished tied for third in the NFL with seven interceptions during the 2015 season.

MCB Lamarcus Joyner – Appeared in all six contests for the Rams during the 2016 season including three starts. Leads Los Angeles DBs with 40 tackles, which ranks third on the team. Added 5 PDs through Week 5.

RCB E.J. Gaines – Got his first action of the 2016 season in the team's week 4 win at Arizona. Started his first game of the season vs. Buffalo in a Week 6 home game. Posted 16 tackles, and three PDs in his first three contests of 2016.

SS T.J. McDonald – Fourth-year pro out of USC started all six 2016 contests. Recorded first INT of the season at Arizona, the third of his career. Tallied 33 total tackles and five PDs through Week 6. Recorded his fifth career sack and first of 2016 at Tampa Bay.

FS Maurice Alexander – Started all six 2016 games at free safety. Ranks third on the team in QB pressures (11) and recorded 25 total tackles. Started 11-of-31 career games played.

KEY CONTRIBUTORS

DE Eugene Sims – Seventh-year pro has appeared in all six 2016 contests with two starts. Posted 15 total tackles and half of a sack. Started nine games in 2015 and finished with 45 tackles, tying a career-high.

CB Troy Hill – An undrafted free agent out of Oregon, originally signed with the Bengals. Appeared in all six contests this season for the Rams. Earned first career start in a Week 3 match-up at Tampa Bay. Posted 25 tackles, including 22 solo stops and 2 PDs on the season.

LB Josh Forrest – The Rams only defensive draft selection in 2016 has appeared in all six Los Angeles' contests this season. Earned his first NFL start Week 2 in the Rams home opener against Seattle, and started the team's Week 5 contest vs. Buffalo. Recorded two assisted tackles in the contest. Totaled 13 tackles on the season.



RAMS COACHING STAFF NOTES

FISHER'S DNA

Hallmarks of a Fisher-led team include a stout rushing defense, the ability to possess the ball with a strong running game and poise in the midst of adversity.

The 2015 season mirrored this philosophy and featured a breakout performance from RB Todd Gurley who led all rookies in rushing and became just the third rookie in franchise history to rush for over 1,000 yards. His rookie campaign led him to the Pro Bowl and earned *Associated Press* Offensive Rookie of the Year honors. Gurley's production came behind a young offensive line, including PFWA All-Rookie T Rob Havenstein, which consisted of 31 starts from rookies and 17 more from second-year players, 16 of which came from LT Greg Robinson. The unit finished seventh in the NFL in rushing offense and allowed the fewest sacks in the league (18).

Collectively, the defense tied for 10th in the NFL in takeaways, were sixth in third down defense and 11th in sacks, despite injuries to key starters.

Veteran DT Aaron Donald increased his production to 11.0 sacks and earned his second-consecutive Pro Bowl nod in 2015. Following up a stellar inaugural campaign in 2014, culminating in NFL Defensive Rookie of the Year honors, when he led all rookies in sacks (9.0) and finished second among all NFL defensive tackles in the category.



Head Coach Jeff Fisher

HELPING HANDS

Rams Head Coach Jeff Fisher added three new offensive coaches to his staff prior to the start of the 2016 campaign:

Mike Groh joins the Rams as the team's passing game coordinator/wide receivers coach after spending the previous three seasons coaching receivers for the Chicago Bears (2013-15). He is the son of Al Groh, a former head coach of the New York Jets and a longtime NFL assistant.



Mike Groh, Wide Receivers / Passing Game Coordinator

Skip Peete is also in his first season with Los Angeles following a stint with Chicago. He will coach running backs. Peete, a veteran of 18 seasons as an NFL assistant, inherits a group led by Todd Gurley, who earned Pro Bowl honors as a rookie.



Skip Peete, Running Backs Coach

John Lilly was hired to coach tight ends after Rob Boras was promoted to offensive coordinator. This season marks his first as an NFL coach. Before joining the Rams, Lilly coached tight ends at the University of Georgia from 2008-2015. During his eight seasons at UGA, the Bulldogs won 74 games, including five bowl victories and two SEC East titles.



John Lilly, Tight Ends Coach

'COACH EM UP



Offensive Coordinator Rob Boras

Rob Boras enters his first full season as the Rams' offensive coordinator, and fifth season with the club, after assuming the role last season in Week 14.

As the interim offensive coordinator for the final four games of the 2015 season, QB Case Keenum led the offense under Boras and the team went on its only three-game win-streak before falling to the 49ers in the season finale in OT.

Keenum's best games have come with Boras calling the shots. Most recently, Keenum established a franchise record with 20 consecutive passes completed in the Rams Week 6 game at Detroit. Keenum

finished the contest completing 27-of-32 passes for 321 yards with three passing touchdowns and added one rushing score for a QB rating of 126.7, the second-highest QBR of his career.

Boras originally started the 2015 season with an expanded role as assistant head coach/offense. In addition to leading the tight ends, he was heavily involved in run-game blocking. Boras worked with the offensive line and running backs coaches on developing schemes with their personnel to open up holes for the back field. Their collective efforts helped rookie RB Todd Gurley lead all rookies in rushing and finish third among all NFL runners in rushing yards (1,106).

Boras originally joined the Rams in 2012 as the team's tight ends coach and held that position for three seasons.

2016 COACHING STAFF

Head Coach.....	Jeff Fisher
Assistant Head Coach.....	Dave McGinnis
Offensive Coordinator.....	Rob Boras
Special Teams Coordinator.....	John Fassel
Defensive Coordinator.....	Gregg Williams
Assistant Strength.....	J. Aggabao
Offensive Line.....	Paul Boudreau
Linebackers.....	Frank Bush
Senior Defensive Assistant.....	Chuck Cecil
Assistant Offensive Line.....	Andy Dickerson
Defensive Backs.....	Brandon Fisher
Strength & Conditioning.....	Rock Gullickson
Wide Receivers/Passing Game Coordinator.....	Mike Groh
Quality Control/Defense.....	Jeff Imamura
Tight Ends.....	John Lilly
Running Backs.....	Skip Peete
Assistant Defensive Line.....	Clyde Simmons
Defense.....	Mike Singletary
Assistant Wide Receivers.....	Kenan Smith
Quality Control/Offense.....	Barrett Trotter
Defensive Line.....	Mike Waufle
Quarterbacks.....	Chris Weinke
Defensive Backs.....	Dennard Wilson



RAMS TEAM NOTES

SACKING IT TO THE MAN

Since 2012, when Head Coach Jeff Fisher joined the Rams organization, his team has recorded 196 sacks, the second-most in the NFL during that time frame, trailing only the Denver Broncos.

The Rams sack effort in that timespan has been led by DE Robert Quinn, who has totalled 47 sacks, the fourth-highest individual total in the NFL since 2012.

In his three seasons, DT Aaron Donald has sacked opposing quarterbacks 23.0 times, the highest output by any interior defensive lineman over the last two seasons.



DE Robert Quinn and DT Aaron Donald

2012-Present Team Sacks

	Total
1. Denver Broncos	207.0
2. Los Angeles Rams	196.0
3. Carolina Panthers	195.0
4. Green Bay Packers	191.0
5. Minnesota Vikings	188.0

ALOHA RAMS



Rams 2016 Pro Bowlers

Three Rams were voted to the 2016 Pro Bowl in P Johnny Hekker, RB Todd Gurley and DT Aaron Donald. It was Donald's second consecutive trip to the all-star game, and Hekker's second trip in three years, while Gurley made his first appearance following his rookie campaign.

Los Angeles has four Pro Bowlers that have combined for seven Pro Bowl appearances. DE Robert Quinn played in the 2014 and 2015 Pro Bowls.

Current Rams Pro Bowl Appearances

Player	Year
DT Aaron Donald	2015, 2016
RB Todd Gurley	2016
P Johnny Hekker	2014, 2016
DE Robert Quinn	2015, 2015

HOMEGROWN

The Rams only have six players that have played a game for another NFL team, including: S/LB Mark Barron, WR Kenny Britt, DT Dominique Easley, DE William Hayes, CB Troy Hill, QB Case Keenum.


Of those six, Britt and Hayes played for Head Coach Jeff Fisher with the Tennessee Titans.

Britt was a member of the Titans from 2009-13, while Hayes played for Tennessee from 2008-11



WR Kenny Britt and Head Coach Jeff Fisher as members of the Titans

HOME IS WHERE THE HEART IS



The Los Angeles Rams once again call the Los Angeles Memorial Coliseum home, the original home of the Los Angeles Rams from 1946-1979 and once again from 2016 through the 2018 campaign.

Los Angeles has a regular-season record of 143-76-8 in games played at the Coliseum. Los Angeles also hosted 10 playoff contests at the Coliseum, posting a record of 5-5 in postseason action.

Los Angeles went 7-0 at home twice in its first 34 seasons in the Coliseum, during the 1973 and 1977 seasons.

The Rams' historic return to Los Angeles was highlighted by a home opening win over the Seattle Seahawks. The 91,046 in attendance aided Los Angeles in limiting the Seahawks to just three points as the Rams won the contest 9-3.

A FORCE TO BE RECKONED WITH



DE Robert Quinn

The Rams defense has made a habit out of swarming the ball on defense and forcing turnovers. Since 2012, Los Angeles has forced 69 fumbles, the second-highest output in the league during that time frame, and the most by an NFC Team.

DE Robert Quinn leads the NFL in forced fumbles since 2012, with 18.

2012-Present Team Forced Fumbles

	Total
1. New England Patriots	76
2t. Los Angeles Rams	69
2t. Denver Broncos	69
4. Carolina Panthers	68
5. Washington Redskins	67

AYE, AYE CAPTAIN



Rams 2016 Team Captains

The Rams players voted P Johnny Hekker, QB Case Keenum, RB Todd Gurley, DT Aaron Donald and LB Alec Ogletree as their five team captains entering the 2016 campaign.

Of the five season-long captains, Hekker is the only one who has previously served as a captain for the Rams.



RAMS TEAM NOTES

2016 HONOR ROLL



DT Aaron Donald vs. Arizona, Week 4, 2016

Los Angeles DT Aaron Donald was named the NFC Defensive Player of the Week following the Rams Week 4 win over Arizona.

Donald finished the contest with five total tackles, four QB pressures, three QB hits, 1.5 sacks and one forced fumble.

This marked the third time in Donald's career he has been recognized as the NFC Defensive Player of the Week (Week 1 and Week 14 in 2015).

On the Rams 53-man roster, six players have combined for 13 *NFC Defensive or Special Teams Player of the Week* accolades.

Player	Award	Week (Season)
Tavon Austin	NFC ST POW	Week 10 (2013)
Tavon Austin	NFC ST POW	Week 14 (2014)
Tavon Austin	NFC ST POW	Week 1 (2015)
Benny Cunningham	NFC ST POW	Week 15 (2015)
Aaron Donald	NFC Def POW	Week 1 (2015)
Aaron Donald	NFC Def POW	Week 14 (2015)
Aaron Donald	NFC Def POW	Week 4 (2016)
Johnny Hekker	NFC ST POW	Week 5 (2012)
Robert Quinn	NFC ST POW	Week 8 (2011)
Robert Quinn	NFC Def POW	Week 1 (2013)
Greg Zuerlein	NFC ST POW	Week 4 (2012)
Greg Zuerlein	NFC ST POW	Week 13 (2012)
Greg Zuerlein	NFC ST POW	Week 11 (2014)

FIRST CLASS



Head Coach Jeff Fisher, QB Jared Goff, General Manager Les Snead

The Los Angeles Rams entered the 2016 NFL Draft with the No. 1 overall pick, having acquired it in a historical trade with the Tennessee Titans. With that pick, the Rams selected QB Jared Goff -- the 22nd quarterback taken with the first overall pick during the common draft era (since 1967).

Through Week 4 of the 2016 season, the six rookies have combined for 14 games played and two starts. LB Josh Forrest earned his first professional start in the Rams home opener vs. Seattle, while TE Tyler Higbee started Los Angeles' Week 3 contest at Tampa Bay.

The Rams used five of their remaining six selections to bolster the offensive side of the ball, including a pair of fourth rounders in TE Tyler Higbee (No. 110 overall), WR Pharoh Cooper (No. 117 overall). Los Angeles then had three selections in the sixth round, which it used on TE Temarrick Hemingway (No. 177 overall), LB Josh Forest (No. 190 overall) and WR Mike Thomas (No. 206 overall).

Pos.	Player	School	Selection (overall)
QB	Jared Goff	California	Rd. 1 (1)
TE	Tyler Higbee	Western Kentucky	Rd. 4 (110)
WR	Pharoh Cooper	South Carolina	Rd. 4 (117)
TE	Temarrick Hemingway	South Carolina St.	Rd. 6 (177)
LB	Josh Forrest	Kentucky	Rd. 6 (190)
WR	Mike Thomas	Southern Miss.	Rd. 6 (206)

YOUNG GUNS



WR Pharoh Cooper and QB Jared Goff

As of Sept. 1, the 2016 Rams are the youngest team in the NFL with an average age of 25.60 years old. The Browns are the league's second-youngest team with an average age of 25.62.

WR Pharoh Cooper is the youngest player on the Rams 53-man roster at 21.5 years old, which is the 23rd youngest player in the National Football League this season.

Cooper is joined by fellow QB Jared Goff as the youngest players on the Rams active roster. Goff will celebrate his 22nd birthday on Oct. 14.

IN GOOD COMPANY

RB Todd Gurley is the fourth player in Rams history to win Offensive Rookie of the Year honors, joining QB Sam Bradford (2010), RB Jerome Bettis (1993) and RB Eric Dickerson (1983).



RB Jerome Bettis

In Week 15 against Tampa Bay, Gurley joined Hall of Famers Bettis and Dickerson as the only players in Rams history to rush for 1,000 yards as rookies.

With 10 touchdowns, Gurley passed Bettis' rookie number in that category, although he fell well short of Dickerson's NFL rookie record of 18. However, Gurley, who missed the first two games of the season while recovering from a college knee injury, nearly matched Bettis' rookie yards per carry average and finished ahead of Dickerson's.

Dickerson and Bettis each went on to rush for more than 1,000 yards in their second seasons as pros.

As a second-year pro, Dickerson set the NFL single-season rushing record as he recorded 2,105 yards, a record that has stood since the 1984 season.



RB Eric Dickerson

Here's a look at how Gurley's overall numbers compare to Bettis and Dickerson.

Best Rookie Seasons By a Running Back in Rams history					
Year	Player	Att.	Yards	TDs	Yards/Att.
2015	Todd Gurley	229	1,106	10	4.8
1993	Jerome Bettis	294	1,429	7	4.9
1983	Eric Dickerson	390	1,808	18	4.6



RAMS OFFENSIVE NOTES

A CASE FOR THE JOB

Since taking over as the Rams starting QB in Week 14 last season, Case Keenum has posted a 6-4 record in his last 10 starts.

Keenum has completed 63.3 percent of his passes and has thrown 10 touchdowns and seven interceptions with an 87.3 QB rating in his last 10 starts.

After being named the Rams starter, the Texas native led the team to consecutive wins over Detroit, Tampa Bay and Seattle before falling to San Francisco in the 2015 finale.

The University of Houston product led the Rams to a three-game winning streak, including back-to-back road wins at Tampa Bay and at Arizona Weeks 2-5 of the 2016 season.

On the season, Keenum has completed 62.5 percent of his passes for 1,417 yards and seven touchdowns with an 85.3 quarterback rating.

In his 2016 rematch with the Buccaneers, Keenum threw two touchdowns, a 44-yarder to WR Brian Quick for Los Angeles' first touchdown of the season on the teams opening drive of its Week 3 match-up in Tampa Bay. Keenum connected with WR Tavon Austin on a 43-yard strike in the fourth quarter of the game to seal the win for the Rams.

Keenum followed up a strong showing against Tampa Bay with an even better performance against Arizona, throwing two touchdowns to Quick. The back-to-back multiple touchdown games marked the second time in his career that he has tossed multiple touchdowns in consecutive weeks.

Keenum spent his first two NFL seasons with the team that shares his college town.

The Rams traded a seventh-round pick to the Texans to re-acquire him during the 2015 offseason.

In college, Keenum set NCAA records for career passing yards (18,312), touchdown passes (150) and completions (1,460).



QB Case Keenum

BIG GAME GURLEY



RB Todd Gurley

Rams RB Todd Gurley surpassed the 125-yard rushing mark five times in his NFL career. The Rams are 4-1 when Gurley posts more than 125 yards rushing.

There were only six RBs that rushed for over 125 yards in multiple games since the start of the 2015 season.

Gurley and Minnesota RB Adrian Peterson tied for most 125+ yard rushing games during the 2015 campaign, each surpassing the mark five times.

RBs with multiple 125+ yard rushing games from 2015-Present

Player	Games
1t. Todd Gurley, LA	5
1t. Adrian Peterson, MIN	5
3. DeAngelo Williams, PIT	4
4t. Darren McFadden, DAL	2
4t. Thomas Rawls, SEA	2
4t. Chris Ivory, NYJ	2

TAVON AWESOME

Rams jack-of-all-trades weapon Tavon Austin is continuing to contribute in multiple ways after enjoying a breakout year a season ago.

Austin has accounted for 415 total yards during the 2016 season, including 242 yards receiving, 116 punt return yards, 52 yards rushing and five yards in kickoff return. The West Virginia product has added one touchdown this season.

A season ago, Austin tied RB Todd Gurley for the most touchdowns among Rams with 10, which gave the Rams two players in double digits in the category for the first time since 2006 (S. Jackson & T. Holt).

During the 2015 campaign, Austin led the Rams with 52 receptions and was third with 473 receiving yards. He also carried the ball 52 times for 434 yards and scored four of his 10 touchdowns via runs.

Austin had 10 total touchdowns in 2015, tied for third most among NFC receivers. He found the end zone three different ways: five receiving touchdowns, four rushing and one on a punt return.


Austin's 75-yard punt return in Week 1 of 2015 was just the third longest of his career. He's the only player in NFL history with a punt return of 75 or more yards in each of his first three seasons. Austin needs just one more punt return for touchdown to tie the Rams' all-time record.

Now in his fourth NFL season, Austin has 20 career touchdowns: 10 receiving, seven rushing and three punt returns. That total is the second most among all players in his draft class and the second-most among wide receivers in the 2013 class.



WR Tavon Austin

BIG CATCH BRITT



WR Kenny Britt

One of the biggest moves the Rams made involved re-signing one of their own following the 2015 season.

Through Week 6, Britt ranks fifth in the NFC with 492 yards receiving.

Britt leads the Rams through the first six contests of the 2016 campaign in receiving yards (492) and receptions (30). The Rutgers alumni is averaging 16.4 yards per reception during the 2016 season, the 13th-best average of pass catchers this season.

Britt led the Rams with 681 receiving yards in 2015. His average of 18.2 yards per catch ranked second in the NFL.

Since joining the Rams in 2014, Kenny Britt has proved to be one of the most explosive receivers in the league. Britt ranks seventh in the NFL in yards per catch.

2014- Present Yards Per Reception	Avg.
1. DeSean Jackson, WAS	18.8
2. Martavis Bryant, PIT	17.3
3. Malcom Floyd, SD	17.3
4. Torrey Smith, BAL, SF	17.1
5. Kenny Britt, LA	16.9

Most Career Touchdowns by WRs, 2013 Draft	TDs
1. DeAndre Hopkins, HOU	21
2. Tavon Austin, LA	20
3. Terrance Williams, DAL	17
4. Keenan Allen, SD	16
5. Cordarrelle Patterson, MIN	14



RAMS OFFENSIVE NOTES


SIR LANCE (SCORES) A LOT

Lance Kendricks ranks third on the team in receptions (18) and fourth in receiving yards (186) through the first five games of the 2016 season.

Kendricks recorded five receptions (tied for the most on the team) and 52 yards against the Cardinals in the Rams Week 4 win in Arizona.

With his next touchdown catch, Kendricks moves closer to Rams history.

The former Badger found the endzone for the first time of the 2016 campaign in the team's Week 6 game at Detroit.



TE Lance Kendricks

The score was his 16th career touchdown catch, and he's now tied for second in franchise history among tight ends in the category. Kendricks tied Billy Traux (16, 1964-70) in Week 6 and is now just two behind the franchise leader, Damone Johnson (18, 1986-92).

Throughout his first five seasons with the Rams, Kendricks has been a reliable target. He has totalled 1,819 yards on 172 catches, averaging 10.6 yards per reception.

Rams All-Time Leaders, TDs by a TE	TDs
1. Damone Johnson, 1986-92	18
2t. Lance Kendricks, 2011-present	16
2t. Billy Traux, 1964-70	16
4. Bob Klein, 1969-76	15
5. Troy Drayton, 1993-96	14

SCORING SPREE

Los Angeles WR Brian Quick has three receiving touchdowns on the season, tied for the seventh-most in the NFL through Week 5 of the 2016 season.

On the season, Quick ranks second on the team in receiving yards (265) and fourth in receptions (15). Quick and RB Todd Gurley are tied with a team-best three total touchdowns through the first six games of the 2016 season.



WR Brian Quick scoring the Rams' 1st TD of 2016

Quick scored the Rams first touchdown of the season in the team's Week 3 contest at Tampa Bay before posting his second-career multiple touchdown game at Arizona in a Week 4 NFC West contest.


WRs Tavon Austin and Kenny Britt lead all Ram pass catchers with three multiple receiving touchdown contests. Britt recorded his first multiple touchdown contest as a member of the Rams against Detroit in the teams' Week 6 contest.

Rams WRs career multiple receiving touchdown games				
Player	Date	Opp.	TDs	Outcome
Tavon Austin	9/15/13	@ Atl.	2	Loss
Tavon Austin	11/10/13	@ Ind.	2	Win
Tavon Austin	10/4/15	@ Ari.	2	Win
Kenny Britt	10/16/16	@ Det.	2	Loss
Kenny Britt (Tenn.)	10/24/10	vs. Phi.	3	Win
Kenny Britt (Tenn.)	9/11/11	@ Jac.	2	Loss
Brian Quick	10/5/14	@ Phi.	2	Loss
Brian Quick	10/2/16	@ Ari.	2	Win

LINING THEM UP

The Rams used four of their first seven selections in the 2015 draft on offensive linemen, and their young linemen gained invaluable experience while setting the groundwork for the future.

Los Angeles used the same starting five offensive linemen through the first five contests of the 2016 season, before RG Jamon Brown received the start after Cody Wichmann suffered an injury. Four linemen have started all six games for the Rams including, Greg Robinson has started (LT), Rodger Saffold (LG), Tim Barnes, and Rob Havenstein (RT).



T Rob Havenstein

Havenstein, a massive 6-8 tackle from Wisconsin, was the team's second round (57th overall) pick in 2015, and he started 13 games on the right side as a rookie. Havenstein was not whistled for a penalty and according to coaches, he did not allow a sack a seasib ago.

2015 Third-round pick Jamon Brown started nine games at guard before suffering a season-ending injury against the Bears. A Sixth-round pick a season ago, Cody Wichmann stepped in for Brown and started the final seven games.

Wichmann and brown competed for the starting right guard position during the team's 2016 preseason slate.

DO IT ALL AUSTIN

Rams WR/PR Tavon is one-of-five players in franchise history to have 400+ rushing, receiving, KR and PR yards in the franchise's top-40 all-purpose yards.

The West Virginia product is the highest ranked WR, and just one of four non-RBs in the top-40.

This season, Austin has totalled 242 yards receiving, 116 yards in punt returns, 52 yards rushing, and five yards on kickoff returns.



WR Tavon Austin

Rams all-time leaders in all-purpose yards					
Player	Rush	Rec.	KR	PR	Total
Jon Arnett	2,892	1,911	2,590	683	8,076
Cullen Bryant	3,119	1,148	1,760	707	6,734
Verda Smith	664	1,025	1,453	814	3,956
Tavon Austin	861	1,375	438	1,055	3,729
Fred Gehrke	1,150	503	852	508	3,013



WR/PR Tavon Austin's 47-yard punt return against Arizona in Week 4



RAMS OFFENSIVE NOTES

EXPLOSIVES



WR Brian Quick

An explosive play is classified as a passing play of more than 20 yards or a rushing play greater than 10 yards.

During the 2016 season, the Rams are tied for ninth in the league with 21 explosive passes.

The Los Angeles air attack has recorded four passing touchdowns of at least 20 yards, which is tied for the fourth most through first six games of the 2016 season.

The 21 explosive passes average 32.5 yards, which ranks ninth of the 32 NFL teams. Conversely, the Rams defense has limited opponenets to just 16 explosive passing plays


through six games.

Top 10 2016 20+ Yard Passing Plays and Average

Player	20+ yard passing plays	Explosive Avg.
1. New York Giants	18	36.8
2. Atlanta Falcons	30	34.9
3. New Orleans Saints	23	34.7
4. Buffalo Bills	12	34.6
5. New England Patriots	23	34.0
6. Baltimore Ravens	15	33.9
7. San Diego Chargers	23	33.8
8. Miami Dolphins	23	33.5
9. Los Angeles Rams	21	33.1

SCORING THREAT

Whenever WR Brian Quick is on the field, he is a threat to score a touchdown. Of all NFL receivers with at least three touchdowns during the first six weeks of the 2016 campaign, Quick has the fifth-highest touchdown per reception percentage and the fourth-highest rate in the NFC.



WR Brian Quick

On his 16 receptions this season, the Appalachian State alumni has scored three touchdowns.

Quick's average touchdown strike is 18.8 yards after tallying touchdown receptions of four yards, 44 yards and 65 yards.

2016 NFL Leaders Touchdown per Reception Leaders

Player	Rec.	Rec. TDs	TD%
Michael Floyd	14	3	21.4%
Seth Roberts, Oak	15	3	20.0%
Davante Adams, GB	15	3	20.0%
Jordy Nelson, GB	26	5	19.2%
Brian Quick, LA	16	3	18.8%



RAMS DEFENSIVE NOTES

RAM TOUGH

It's safe to say Aaron Donald turned in one of the best seasons ever by a Rams interior defensive lineman during the 2015 campaign.

Last year, Donald became just the third Rams defensive tackle to reach double digits in sacks since the NFL began recognizing the stat in 1982. He completed the season one sack shy of surpassing D'Marco Farr for the most in franchise history by a DT.



DT Aaron Donald

Donald finished his 2015 season tied for the NFL lead in sacks among 4-3 defensive tackles, and over the last two years, no other defensive tackle has more sacks than the Rams' two-time Pro Bowler.

Most Sacks by a Rams DT, Single Season

Player	Sacks
1. D'Marco Farr, 1995	11.5
2. Aaron Donald, 2015	11.0
3. Sean Gilbert, 1993	10.5
4. Aaron Donald, 2014	9.0
5. D'Marco Farr, 1999	8.5

ROB'N THE BALL



DE Robert Quinn

Rams DE Robert Quinn has made a career out of terrorizing opponent's backfields. Since 2012, Quinn leads the National Football League in forced fumbles with 18.

LB Alec Ogletree has forced 11 fumbles since 2012, which is tied for the ninth-highest output in the NFL.

As a team, the Rams have forced 69 fumbles since Head Coach Jeff Fisher took control of the team in 2012. The 69 forced fumbles is tied for the second most in the NFL during that timeframe.

Individual Forced Fumble Totals 2012-Present

Player	Forced Fumbles
1. Robert Quinn, LA	18
2t. Von Miller, DEN	15
2t. Charles Tillman, CHI,CAR	15
2t. J.J. Watt, HOU	15
5t. Ryan Kerrigan, WAS	14
5t. Carlos Dunlap,	14

Team Forced Fumble Totals 2012-Present

Player	Forced Fumbles
1. New England Patriots	75
2t. Los Angeles Rams	69
2t. Denver Broncos	69
4. Carolina Panthers	68
5. Washington Redskins	67

A PRODUCTIVE PRESENCE



DT Aaron Donald

Rams DT Aaron Donald has made a living in opponents backfields since entering the league in 2014.

From the start of the 2014 season, Donald ranks second in the league in tackles for a loss, tallying 48 in 38 games played.

During the 2016 season, among all NFL defensive tackles, the Pittsburgh product has pressured the quarterback the most, with 25 total pressures through Week 4.

A season ago, Donald tied for sixth in sacks (11.0) and is second in both tackles for loss (22) and quarterback hits. Donald is the only interior lineman who ranks in the top five a season ago in tackles for loss or quarterback hits.

2014 - Present NFL Leaders - Most Tackles for Loss

Player	TFL
1. J.J. Watt, HOU	59
2. Aaron Donald, LA	48
3. Khalil Mack, OAK	43
4. Ndamukong Suh, DET/MIA	41
5. Michael Bennett, SEA	39

2016 NFL Leaders - Total QB Hurries by a DT

Player	Hurries
1t. Aaron Donald, LA	21
1t. Arik Armstead, SF	21
3. Malik Jackson, JAX	17
4t. Fletcher Cox, PHI	15
4t. Stephon Tuitt, PIT	15
6. Geno Atkins, CIN	14

BIG PLAY HAYES



DE William Hayes

DE William Hayes provided the Rams with a "super sub" throughout his first three seasons with the team. He became a regular starter midway through the 2015 season and was a big reason why the Rams finished in the top 10 in sacks once again.

Battling through an ankle injury sustained in the team's Week 3 win at Tampa Bay, Hayes has recorded 18 tackles, two quarterback pressures, two quarterback hits and 1.0 sack in four games played during the 2016 season.

Hayes posted a single-game career-high 3.0 sacks in the team's Week 16 win at Seattle a season ago and finished the year with 5.5.

He recorded 41 QB pressures during the 2015 campaign, second among Rams to only DT Aaron Donald. In Week 7 against Cleveland, he posted 2.0 sacks and forced two fumbles. Hayes has 21.5 sacks in 62 games with the Rams and 29.5 in his career.

After posting a career-high 7.0 sacks in 2012, Hayes was a free agent but chose to stay with the Rams. He began his career with the Tennessee Titans and rejoined Head Coach Jeff Fisher in 2012 shortly after Fisher took the Rams job.



RAMS DEFENSIVE NOTES

TAKE IT AWAY & MAKE 'EM PAY



Rams DE Ethan Westbrooks returning a fumble 77 yards for a touchdown

The Rams have taken the ball away nine times during the 2016 season, and scored 14 points as a result of those turnovers. Seven of the 14 points off of turnovers this season were scored by the defense itself as DE Robert Quinn forced a fumble and it was recovered by DE Ethan Westbrooks who scooped it and rumbled 77 yards to the end zone in the Rams Week 3 win at Tampa Bay

<u>2016 Takeaways leading to points</u>	<u>Scoring Play</u>
R. Quinn FF at TB	77-yd. FR E. Westbrooks
M. Barron INT at TB	1-yd rush T. Gurley

Throughout the 2015 season, the Rams defense set their offense up by taking away the football.

A season ago, the Rams forced 26 turnovers - tied for 10th most in the NFL - and scored following 15 of them.

Of the Rams' 280 points scored in 2015, 80 came following a defensive takeaway, meaning 28.6 percent of their total points were the result of turnovers. That was the fourth highest percentage of any team in the NFL in 2015.

During the 2015 campaign, the Rams had 12 interceptions as a team and were fourth in the NFL with 13 fumble recoveries. Here's a look at how the Rams cashed in:

<u>2015 Takeaways leading to points</u>	<u>Scoring Play</u>
T. Johnson Int. vs. SEA	33-yd. G. Zuerlein FG
A. Ogltree FF at WAS	K. Britt 40-yard TD Catch
J. Jenkins Int. vs. PIT	49-yd. Greg Zuerlein FG
M. Barron FF at ARI	T. Austin 12-yard TD Catch
J. Jenkins Int. at ARI	30-yd. G. Zuerlein FG
R. McLeod FF at ARI	S. Bailey 18-yard TD Catch
T. Johnson Int. at GB	42-yd. G. Zuerlein FG
J. Jenkins FF vs. CLE	20-yard R. McLeod Fumble Return
W. Hayes FF vs. CLE	39-yd. G. Zuerlein FG
T. McDonald FF vs. CLE	T. Gurley 1-yd. TD Run
B. Marquez FF vs. CHI	26-yd. G. Zuerlein FG
T. Johnson Inte. vs. BAL	L. Kendricks 30-yard TD Catch
T. Johnson Int. vs. DET	58-yard INT return by T. Johnson
A. Ayers FR vs. SEA	45-yard return by A. Ayers
E. Sims Interception vs. SF	T. Mason 4-yard TD run

MAN IN THE MIDDLE

Since entering the league in 2014, DT Aaron Donald leads the league in sacks by a DT.



DT Aaron Donald

Donald recorded 11.0 sacks as a rookie, the second-highest total by a Rams DT in franchise history and followed it up with 9.0 sacks in 2015.

The Pittsburgh alumni recorded 1.5 sacks against Arizona in the team's Week 4 contest, which earned him his third-career NFC Defensive Player of the week honors. In the Rams Week 5 contest against Buffalo, Donald recorded 0.5 sack and followed it up with a sack against Detroit, recording at least half a sack in three consecutive games.

2014-Present Sacks by DTs

<u>Player</u>	<u>Sacks</u>
1. Aaron Donald, LA	23.0
2. Gerald McCoy, TB	19.0
3. Fletcher Cox, PHI	17.5
4. Ndamukong Suh, DET/MIA	17.0
5. Geno Atkins, CIN	16.5

A TRU PLAYMAKER

CB Trumaine Johnson was among the NFL's best cornerbacks in 2015 as he enjoyed a breakout season.



CB Trumaine Johnson

Johnson tied for third in the league with seven interceptions on the year and was second among all NFL cornerbacks. He had picks in three of the Rams' final four games, including a Week 14 win in which he returned an interception 58 yards for a touchdown. Johnson shadowed Lions WR Calvin Johnson throughout the game and helped hold the Pro Bowler to just one reception in the game.

The former Montana Grizzly recorded his first interception of the 2016 campaign in the end zone as he picked off Cardinals QB Carson Palmer in the Rams Week 4 win at Arizona.

Johnson's 15 career interceptions are tied for the fourth most since he entered the NFL, and he has more picks than any other player in his draft class.

<u>Most Interception, 2012 Draft Class</u>	<u>INTs</u>
1. Trumaine Johnson, LA	16
2t. Harrison Smith, MIN	12
2t. Luke Kuechly, CAR	12
4. Stephon Gilmore, BUF	11
5. Janoris Jenkins, NYG	10

<u>Most Interception, 2015 Season</u>	<u>INTs</u>
1t. Reggie Nelson, CIN	8
1t. Marcus Peters, KC	8
3t. Trumaine Johnson, LA	7
3t. Kurt Coleman, CAR	7
5. Marcus Williams, NYJ	6



RAMS DEFENSIVE NOTES

ON THE MARK



LB/S Mark Barron

LB/S Mark Barron entered the Rams' starting lineup in Week 5 of the 2015 season, and he made his impact felt. He led the Rams with 135 tackles in 2015.

Barron started all six contests of the 2016 campaign and ranks second on the team with 52 tackles. The Alabama product recorded his first INT of the season against Tampa Bay in the team's Week 3 contest, and followed it up by intercepting Cardinals QB Carson Palmer in the team's Week 4 match-up.

In the team's 2015 Week 7 win over Cleveland, Barron recorded a career-high 19 tackles, which is the most by any Ram in a game since 2001. Coaches also credited Barron with two tackles for loss, two forced fumbles and a quarterback hit against the Browns.

While Barron played safety in college and during his first three NFL seasons, he was deployed much like a linebacker in the Rams' current scheme. When LB Alec Ogletree suffered an injury in Week 4 of the 2015 season, Barron stepped in to the starting position on the weak side.

In addition to his team-leading tackle total in 2015, Barron finished with five QB pressures, eight QB hits, three forced fumbles and five passes defended.

Barron entered the NFL with the Tampa Bay Buccaneers, who drafted him with the seventh overall pick in 2012. He was traded to the Rams midway through the 2014 campaign in exchange for a fourth and sixth round picks in the 2015 draft. Barron played in nine games with the Rams in 2014 and had 3.0 sacks.

BROCKERS BRINGIN' IT

Building off a successful 2015 season, DT Michael Brockers ranks second on the team for the most tackles by a defensive lineman (22) during the 2016 season.

Additionally, the LSU product has tallied three quarterback pressures and one quarterback hit despite missing the team's Week 5 contest against Buffalo.

Brockers finished the 2015 season with career highs in tackles (74) and tackles for loss (12). His tackle for loss total tied for third among all Rams.

Brockers had 3.0 sacks last season and 14.5 for his career.

Brockers is one-of-five Rams defensive linemen who joined the team as a first-round draft pick. He was an All-Rookie selection by the Pro Football Writers of America in 2012.




DT Michael Brockers

COUNT IT ALL FOR LOSS

Both against the run and the pass, the Rams defense was among the NFL's best in 2015 and carried it over to the 2016 when it comes to making plays behind the line of scrimmage.

The Rams defense has forced 33 negative plays by opposing offenses in 2016, tied for the 7th most in the NFL.

The Rams finished 11th in the NFL in sacks (41), and according to StatsPass.com, the Rams recorded an NFL-best 132 total negative plays - 82 against the run and 50 verses the pass in 2015. In addition to leading the league in total negative plays, the Rams tied for the lead in negative runs a season ago.



DT Aaron Donald

2015 - Present NFL Leaders, Opponent Negative Plays

Team	Plays
1. Los Angeles Rams	173
2. Miami Dolphins	166
3. Detroit Lions	158
4t. Arizona Cardinals	153
4t. Houston Texans	153



RAMS SPECIAL TEAMS NOTES

GREG THE LEG



K Greg Zuerlein

Rams K Greg "The Leg" Zuerlein is one of the most prolific long-distance kickers in NFL history.

Zuerlein is off to a hot start during the 2016 campaign, connecting on 9-of-9 FG attempts, including a season-long 54-yarder vs. Buffalo.

Zuerlein is one of five kickers that has connected on all of his field goal and PATs through the first five weeks of the 2016 season.

Against Buffalo, Zuerlein made his 100th-career field goal, he now has connected on 102 field goals and 127 PATs in his five-year NFL career.

At Minnesota (11/8/15), he broke his own team record with a 61-yard field goal. In the process, he became just the second kicker in NFL history to make two 60 yard field goals in a career, joining Sebastian Janikowski. Coincidentally, Rams Special Teams Coordinator John Fassel held the same position with the Raiders when Janikowski accomplished his feat.

Zuerlein owns five of the six longest field goals made in Rams history, and his 61-yard kick in Minnesota was the longest in the NFL during the 2015 season.

With 420 career points scored, Zuerlein ranks ninth in Rams history in the category.

Zuerlein has been one of the best deep ball kickers in the league since he arrived in 2012. At Washington, Sept. 20, 2015, Zuerlein made a 52-yard kick. With 16 career kicks from 50 yards or more, Zuerlein ranks second in team history in field goals of 50 yards or more. He passed Josh Brown last season to move into second. He's tied for the third-most 50-yard field goals in the NFL since 2012.

Kickers have made only 15 field goals of 60 yards or more in NFL history, and Zuerlein has two of them.

Longest Field Goals, NFL History


Player, Team	Year	Length
Matt Prater, DEN	2013	64
David Akers, SF	2012	63
Tom Dempsey, NO	1970	63
Jason Elam, DEN	1998	63
Sebastian Janikowski, OAK	2011	63
Matt Bryant, TB	2006	62
Greg Zuerlein, LA	2015	61
Jay Feely, ARI	2012	61
Sebastian Janikowski, OAK	2009	61
Justin Tucker, BAL	2013	61
Greg Zuerlein, LA	2012	60
Morten Andersen, NO	1991	60
Rob Bironas, TEN	2006	60
Dan Carpenter, MIA	2010	60
Steve Cox, CLE	1984	60

Most FG made from 50 yards or more, Rams History

Player	Years	Number
Jeff Wilkins	1997-07	26
Greg Zuerlein	2012-15	18
Josh Brown	2008-11	15
Tony Zendejas	1991-94	8
Mike Lansford	1982-90	4

JOHNNY ON THE SPOT

Johnny Hekker started the 2016 season on a strong note with 10 punts in Week 1 against San Francisco. Hekker recorded a 42.0 net average in the 2016 season opener.



P Johnny Hekker

Through the first six contests of the 2016 season, Hekker leads the league in punts downed inside the 20-yard line with 16 placed deep inside enemy territory.

Hekker led the NFL in 2015 in net average (43.7), gross average (47.9) and punts downed inside the opponents' 20 yard-line (41). Since the NFL began tracking inside 20 punts in 1976, Hekker is the first player to lead the league in gross, net and punts placed inside the 20-yard line in the same season, a feat achieved a season ago.

Hekker's net average was the fourth-highest single-season total in league history. He also owns the NFL record in the category, a number that was established in 2013. His 47.9 gross average set a new career high and is the second-highest in franchise history.

Impressively, Hekker also led the league in number of punts with 96, which makes his consistency in leading the league in net and gross punting even more impressive. He's one of just four punters ever to punt more than 80 times in a season and net 42 yards or more per punt.

In 69 career games, Hekker has recorded a net average of 45.0 yards or more on 23 different occasions. The former Beavers recorded his first net average of over 45.0 yards against Tampa Bay in the team's 2016 Week 3 road victory, and a 55.0 net average against Buffalo (10/9/16).

He netted 45.0 or more eight times in 2015, including a career high of 49.8 in the team's Week 8 win over San Francisco. His net average was 48.0 a week earlier against Cleveland. He had a 45.1 net average in Week 4 at Arizona, a 46.1 net average in Week 2 at Washington, and in Week 10, he posted 47.8 against Chicago. In the season finale at San Francisco, he netted 47.8 yards per punt.

He was named the NFC's Special Teams Player of the Month for October, 2015 after leading the conference with a net average of 44.3 yards per punt during that time frame.

Hekker's 41 punts inside opponents' 20-yard line in 2015 set a new franchise record in the category. He accomplished that number while having only six of his 96 punts hit the end zone for touchbacks.

Hekker is a former high school quarterback, and the Rams put his passing skills to use on a regular occasion. In the 2015 Week 5 contest at Green Bay, he completed a 20-yard pass to Cody Davis on a fake punt. In five NFL seasons, Hekker is 6-of-10 passing on fakes, including a touchdown pass on a fake field goal as a rookie in 2012.

Late in the 2014 season, the Rams rewarded P Johnny Hekker with a new six-year contract that will keep him with the team through the 2020 season. Hekker earned the contract by becoming one of the NFL's most dangerous special teams weapons.

Highest Net Punting Average in a Season (Since 1976)

Player	Punts	Net Avg
1. Johnny Hekker, LA - 2013	78	44.2
2. Andy Lee, SF - 2011	78	44.0
3. Shane Lechler, OAK - 2009	96	43.9
4. Johnny Hekker, LA - 2015	91	43.7
5. Sam Koch, BAL - 2014	60	43.3

Punters with 80+ punts, 42+ Net Average in a Season

Player	Punts	Net Avg.
Shane Lechler, OAK - 2009	96	43.9
Johnny Hekker, LA - 2015	96	43.7
Brandon Fields, MIA - 2013	85	42.4
Johnny Hekker, LA - 2014	80	42.3



RAMS SPECIAL TEAMS NOTES

BENNY'S SPECIAL EFFORT

RB/KR Benny Cunningham continues to add dynamic plays not only spelling Todd Gurley on offense, but also in special teams.



RB Benny Cunningham

Cunningham is averaging 27.1 yards per kickoff return through Week 6 of the 2016 campaign, which is the fourth-highest average of any NFL return man. The Middle Tennessee product has returned six kicks for 168 yards, including a long return of 44 yards.

A season ago, Cunningham returned a kickoff 102 yards. It was the fifth-longest kickoff return in Rams history and the fourth-longest in the NFL last season. He was named the NFC Special Teams Player of The Week for his efforts.

Cunningham ranks first in Rams history for kickoff return average, boasting a 27.1 yard/return average, the highest of any Rams returner in team history with at least 75 kickoff returns. Cunningham just reached the career minimum, moving him to the top of the list.

2016 NFL Leaders. Kickoff Return Average	Avg.
1. Cordarelle Patterson, MIN	29.9
2. Devin Hester, BAL	28.8
3. Dwayne Harris, NYG	28.7
4. Benny Cunningham, LA	28.0
5. Quan Bray, IND	25.7

FROM WAY, WAY FAR AWAY

Since entering the league in 2012, K Greg Zuerlein has provided a solid threat from long range. The Missouri Western Alumni is tied for the 6th-most made field goals from more than 50 yards.

Zuerlein's 16 50+ yard field goals also ranks third in the NFC.

Most Made Field Goals from 50+ Yards in the NFL since 2012	
Player	Number of Made 50+ FGs
1. Blair Walsh, MIN	24
2t. Dan Bailey, DAL	21
2t. Justin Tucker, BAL	21
4t. Phil Dawson, CLE/SF	20
4t. Adam Vinateri, IND	17
6. Matt Prater, DEN/DET	19
7t. Greg Zuerlein, LA	18
7t. Sebastian Janikowski, OAK	18

Most Made Field Goals from 50+ Yards, Current NFC Kickers	
Player	Number of Made 50+ FGs
1. Blair Walsh, MIN	24
2. Dan Bailey, DAL	21
3. Greg Zuerlein, LA	18



K Greg Zuerlein

SHORT-CHANGED RETURN



S Cody Davis

The Rams special teams units have flourished since Head Coach Jeff Fisher took over control of the team prior to the 2012 season.

P Johnny Hekker and the Rams coverage units have backed opponents up deep in their own territory and limited opponents to average just 6.9 yards per punt return, which is the lowest average in the NFL since the 2012 season.

Special teams standouts WR Bradley Marquez, RB Chase Reynolds, and S Cody Davis lead Los Angeles in special teams tackles through the first five games of the 2016 campaign with

3 special teams stops each.

Marquez and Davis led the 2015 Rams special teams units with 15 tackles and 11 tackles, respectively.

2012-Present Team Punting Leaders	Avg. Opp. Return
1. Los Angeles Rams	6.9
2. Minnesota Vikings	7.4
3t. Green Bay Packers	7.6
4t. Cincinnati Bengals	7.8
4t. Kansas City Chiefs	7.8

RETURN TO SENDER

In addition to limiting opposing teams punt return unit to only 6.9 yards per return, the Rams punt return unit is tied for the third-most punts returned for touchdowns (4) since 2012.

WR/PR Tavon Austin ranks 13th in the NFL in punt return average for the 2016 season, averaging 9.5 yards per return. In the team's Week 4 win at Arizona, Austin returned a punt 47-yards late in the game to setup the Rams go-ahead touchdown.

The West Virginia product is the only player in NFL history with a punt return of 75 or more yards in each of his first three seasons. Austin needs just one more punt return for touchdown to tie the Rams' all-time record.

Now in his fourth NFL season, Austin has 19 career touchdowns: nine receiving, seven rushing and three punt returns.



WR/PR Tavon Austin

2012-Present Team Punt Return TDs	Touchdowns
1t. Minnesota Vikings	5
1t. Philadelphia Eagles	5
2t. Los Angeles Rams	4
2t. Green Bay Packers	4
4t. Eight Teams	3



2016 RAMS COACHING STAFF

Head Coach.....	Jeff Fisher
Assistant Head Coach.....	Dave McGinnis
Offensive Coordinator.....	Rob Boras
Special Teams Coordinator.....	John Fassel
Defensive Coordinator.....	Gregg Williams
Assistant Strength and conditioning.....	J. Aggabao
Offensive Line.....	Paul Boudreau
Linebackers.....	Frank Bush
Senior Defensive Assistant.....	Chuck Cecil
Assistant Offensive Line.....	Andy Dickerson
Defensive Backs.....	Brandon Fisher
Strength & Conditioning.....	Rock Gullickson
Wide Receivers/Passing Game Coordinator.....	Mike Groh
Defensive Quality Control.....	Jeff Imamura
Tight Ends.....	John Lilly
Running Backs.....	Skip Peete
Assistant Defensive Line.....	Clyde Simmons
Defense.....	Mike Singletary
Assistant Wide Receivers.....	Kenan Smith
Offensive Assistant.....	Barrett Trotter
Defensive Line.....	Mike Waufle
Quarterbacks.....	Chris Weinke
Defensive Backs.....	Dennard Wilson

2016 RAMS PRONUNCIATION GUIDE

11	TAVON Austin.....	TAY-von
68	JAMON Brown.....	juh-MON
41	MARQUI Christian.....	MAR-key
10	PHAROH Cooper.....	FAIR-oh
64	Andrew DONNAL	don-NEL
21	Dwayne GRATZ	GRAHTZ
30	Todd GURLEY	GUR-lee
54	Bryce HAGER	HAY-gur
79	Rob HAVENSTEIN	HAY-vin-stine
84	TEMARRICK Hemingway.....	Tuh-MARE-ick
15	Bradley MARQUEZ	MAR-kez
44	Jake McQUAIDE	Mc-KWAYD
65	Demetrius RHANEY	RAIN-ee
69	Cody WICHMANN	WICK-man
4	Greg ZUERLEIN	ZURR-line



2016 RAMS UNOFFICIAL DEPTH CHART

OFFENSE

WR	18 Kenny Britt	15 Bradley Marquez	10 <u>Pharoh Cooper</u>
TE	46 Cory Harkey	84 <u>Temarrick Hemingway</u>	
LT	73 Greg Robinson	72 <u>Pace Murphy</u>	
LG	76 Rodger Saffold	68 Jamon Brown	
C	61 Tim Barnes	65 Demetrius Rhaney	
RG	69 Cody Wichmann	64 Andrew Donnal	
RT	79 Rob Havenstein		
TE	88 Lance Kendricks	89 <u>Tyler Higbee</u>	
WR	11 Tavon Austin	83 Brian Quick	13 Michael Thomas 86 <u>Nelson Spruce</u>
QB	17 Case Keenum	16 <u>Jared Goff</u>	14 Sean Mannion
HB	30 Todd Gurley	23 Benny Cunningham	39 Malcolm Brown 34 Chase Reynolds

DEFENSE

LDE	95 William Hayes	93 Ethan Westbrooks	96 Matt Longacre
LDT	99 Aaron Donald	91 Dominique Easley	
RDT	90 Michael Brockers	92 Cam Thomas	
RDE	94 Robert Quinn	97 Eugene Sims	
MLB	52 Alec Ogletree	54 Bryce Hager	59 <u>Josh Forrest</u>
LCB	22 Trumaine Johnson	41 Marqui Christian	
MCB	20 Lamarcus Joyner		
RCB	32 Troy Hill	33 E.J. Gaines	21 Dwayne Gratz
WS	26 Mark Barron	58 <u>Cory Littleton</u>	
FS	31 Maurice Alexander	38 Cody Davis	
SS	25 T.J. McDonald		

SPECIALISTS

P	6 Johnny Hekker	
K	4 Greg Zuerlein	
H	6 Johnny Hekker	
LS	44 Jake McQuaide	
PR	11 Tavon Austin	
KR	23 Benny Cunningham	11 Tavon Austin



2016 RAMS ALPHABETICAL ROSTER

NO.	PLAYER	POS	HT	WT	DOB	AGE	EXP	COLLEGE	H.S. HOMETOWN	ACQUIRED
31	Alexander, Maurice	S	6-1	220	2/16/1991	25	3	Utah State	St. Louis, Mo.	D4-'14
11	Austin, Tavon	WR	5-8	176	3/15/1990	26	4	West Virginia	Baltimore, Md.	D1A-'13
61	Barnes, Tim	C	6-4	306	5/14/1988	28	5	Missouri	Longwood, Mo.	FA-'11
26	Barron, Mark	LB/S	6-2	213	10/27/1989	26	5	Alabama	Mobile, Ala.	T(TB)-'14
18	Britt, Kenny	WR	6-3	223	9/18/1988	28	8	Rutgers	Bayonne, N.J.	UFA(TEN)-'14
90	Brockers, Michael	DT	6-5	326	12/21/1990	25	5	LSU	Houston, Texas	D1-'12
68	Brown, Jamon	G	6-4	323	3/15/1993	23	2	Louisville	Fern Creek, Ky.	D3A-'15
39	Brown, Malcolm	RB	5-11	224	5/15/1993	23	1	Texas	Cibolo, Texas	FA-'15
10	Cooper, Pharoh	WR	5-11	207	3/7/1995	21	R	South Carolina	Havelock, N.C.	D4B-'16
41	Christian, Marqui	DB	6-1	205	10/27/1994	21	R	Midwestern State	Spring, Texas	W(AZ) - '16
23	Cunningham, Benny	RB	5-10	217	7/7/1990	26	4	Middle Tennessee	Nashville, Tenn.	FA-'13
38	Davis, Cody	S	6-1	206	6/6/1989	27	4	Texas Tech	Stephenville, Texas	FA-'13
99	Donald, Aaron	DT	6-1	285	5/23/1991	25	3	Pittsburgh	Pittsburgh, Pa.	D1B-'14
64	Donnal, Andrew	T	6-6	316	3/3/1992	24	2	Iowa	Monclova, Ohio	D4-'15
91	Easley, Dominique	DT	6-2	285	4/28/1992	24	3	Florida	Staten Island, N.Y.	FA-'16
59	Forrest, Josh	LB	6-3	255	2/24/1992	24	R	Kentucky	Paducah, Ky.	D6B-'16
33	Gaines, E.J.	CB	5-10	190	2/23/1992	24	2	Missouri	Independence, Mo.	D6A-'14
16	Goff, Jared	QB	6-4	215	10/14/1994	22	R	California	Novato, Calif.	D1-'16
21	Gratz, Dwayne	DB	5-11	201	3/8/1990	26	4	Connecticut	Piscataway, N.J.	W(JAX)-'16
30	Gurley, Todd	RB	6-1	227	8/3/1994	22	2	Georgia	Tarboro, N.C.	D1-'15
54	Hager, Bryce	LB	6-1	235	5/4/1992	24	2	Baylor	Austin, Texas	D7A-'15
46	Harkey, Cory	TE	6-4	259	6/17/1990	26	5	UCLA	Chino Hills, Calif.	FA-'12
79	Havenstein, Rob	T	6-8	321	5/13/1992	24	2	Wisconsin	Mount Airy, Md.	D2-'15
95	Hayes, William	DE	6-3	278	5/2/1985	31	9	Winston-Salem State	High Point, N.C.	UFA (TEN)-'12
6	Hekker, Johnny	P	6-5	236	2/8/1990	26	5	Oregon State	Bothell, Wash.	FA-'12
84	Hemingway, Temarrick	TE	6-5	210	7/30/1993	23	R	South Carolina State	Loris, S.C.	D6A-'16
89	Higbee, Tyler	TE	6-6	250	1/1/1993	23	R	Western Kentucky	Clearwater, Fla.	D4A-'16
32	Hill, Troy	CB	5-11	182	8/29/1991	25	2	Oregon	Ventura, Calif.	W(NE) - '15
22	Johnson, Trumaine	CB	6-2	208	1/1/1990	26	5	Montana	Stockton, Calif.	D3-'12
20	Joyner, Lamarcus	DB	5-8	184	11/27/1990	25	3	Florida State	Ft. Lauderdale, Fla.	D2-'14
17	Keenum, Case	QB	6-1	205	2/17/1988	28	4	Houston	Abilene, Texas	T(HOU)-'15
88	Kendricks, Lance	TE	6-3	250	1/30/1988	28	6	Wisconsin	Milwaukee, Wisc.	D2-'11
58	Littleton, Cory	LB	6-3	227	11/18/1993	22	R	Washington	Spring Valley, Calif.	FA-'16
96	Longacre, Matt	DE	6-3	260	9/21/1991	25	2	Northwest Missouri St.	Omaha, Nebr.	FA-'15
14	Mannion, Sean	QB	6-6	233	4/25/1992	24	1	Oregon State	Pleasanton, Calif.	D3B-'15
15	Marquez, Bradley	WR	5-10	196	12/14/1992	23	2	Texas Tech	Odessa, Texas	FA-'15
25	McDonald, T.J.	S	6-2	217	1/26/1991	25	4	USC	Fresno, Calif.	D3A-'13
44	McQuaide, Jake	LS	6-2	244	12/7/1987	28	6	Ohio State	Cincinnati, Ohio	FA-'11
72	Murphy, Pace	T	6-6	308	3/2/1994	22	R	NW Louisiana	Houston, Texas	FA-'16
52	Ogletree, Alec	LB	6-2	245	9/25/1991	25	4	Georgia	Newnan, Ga.	D1B-'13
83	Quick, Brian	WR	6-3	218	6/5/1989	27	5	Appalachian State	Columbia, S.C.	D2A-'12
94	Quinn, Robert	DE	6-4	264	5/18/1990	26	6	North Carolina	Ladson, S.C.	D1-'11
34	Reynolds, Chase	RB	6-0	205	10/22/1987	28	4	Montana	Drummond, Mont.	FA-'11
65	Rhoney, Demetrius	C/G	6-2	301	6/22/1992	24	2	Tennessee State	Ft. Lauderdale, Fla.	D7D-'14
73	Robinson, Greg	T	6-5	332	10/21/1992	23	3	Auburn	Thibodaux, La.	D1A-'14
76	Saffold, Rodger	G	6-5	332	6/6/1988	28	7	Indiana	Bedford, Ohio	D2-'10
97	Sims, Eugene	DE	6-6	269	3/18/1986	30	7	West Texas A&M	Mt. Olive, Miss.	D6B-'10
86	Spruce, Nelson	WR	6-1	205	12/5/1992	23	R	Colorado	Westlake Village, Calif.	FA-'16
92	Thomas, Cam	DT	6-4	330	12/12/1986	29	7	North Carolina	Eagle Springs, S.C.	FA-'16
13	Thomas, Michael	WR	6-1	200	8/16/1994	22	R	Southern Mississippi	Chicago, Ill.	D6C-'16
93	Westbrooks, Ethan	DL	6-4	267	11/15/1990	25	3	West Texas A&M	Oakland, Calif.	FA-'14
69	Wichmann, Cody	G	6-5	319	3/2/1992	24	2	Fresno State	Mariposa, Calif.	D6B-'15
4	Zuerlein, Greg	K	6-0	196	12/27/1987	28	5	Missouri Western	Lincoln, Neb.	D6-'12

Active Roster 53

Practice Squad

66	Arkin, David	G	6-5	307	10/7/1987	29	2	Missouri State	Wichita, Kan.	FA-'15
77	Battle, Isaiah	T	6-7	290	2/10/1993	23	1	Clemson	Brooklyn, N.Y.	D5(Sup)-'15
24	Countess, Blake	DB	5-10	185	8/8/1993	23	R	Auburn	Owings Mills, MD	FA-'16
70	Fox, Morgan	DE	6-3	263	9/12/1994	22	R	Colorado State Pueblo	Colorado Springs, Co.	FA-'16
36	Green, Aaron	RB	5-11	205	10/15/1992	24	R	TCU	San Antonio, Texas	FA-'16
55	Grigsby, Nicholas	LB	6-2	230	7/2/1992	24	R	Pittsburgh	Trotwood, Ohio	FA-'16
27	Johnson, Isaiah	DB	6-1	206	5/16/1992	24	1	Georgia Tech	Columbus, Ohio	FA-'16
35	Jordan, Michael	CB	6-1	200	10/21/1992	23	R	Missouri Western	St. Louis, Mo.	FA-'16
8	McRoberts, Paul	WR	6-2	200	11/15/1992	23	R	Southeast Missouri St.	St. Louis, Mo.	FA-'16
81	Williams, Bryce	TE	6-5	257	2/24/1993	23	R	East Carolina	Winston-Salem, N.C.	FA-'16

Practice Squad: 10

Injured/Reserve

45	Laskey, Zach	FB	6-2	225	7/8/1992	24	1	Georgia Tech	Peachtree City, Ga.	FA-'15
3	North, Marquez	WR	6-3	229	4/21/1995	21	R	Tennessee	Charlotte, N.C.	FA-'16
62	Trinca-Pasat, Louis	DT	6-1	292	9/7/1991	25	1	Iowa	Chicago, Ill.	FA-'15
43	Randolph, Brian	S	6-0	202	10/20/1992	23	R	Tennessee	Kennesaw, Ga.	FA-'16
63	Williams, Darrell	T	6-5	301	8/3/1993	23	2	South Florida	Orlando, Fla.	FA-'15

Active/Did Not Report

27-O	Mason, Tre	RB	5-8	207	8/6/1993	23	3	Auburn	Palm Beach, Fla.	D3-'14
------	------------	----	-----	-----	----------	----	---	--------	------------------	--------



2016 RAMS NUMERICAL ROSTER

NO.	PLAYER	POS	HT	WT	DOB	AGE	EXP	COLLEGE	H.S. HOMETOWN	ACQUIRED
4	Greg Zuerlein	K	6-0	196	12/27/1987	28	5	Missouri Western	Lincoln, Neb.	D6-'12
6	Johnny Hekker	P	6-5	236	2/8/1990	26	5	Oregon State	Bothell, Wash.	FA-'12
10	Pharoh Cooper	WR	5-11	207	3/7/1995	21	R	South Carolina	Havelock, N.C.	D4B-'16
11	Tavon Austin	WR	5-8	176	3/15/1990	26	4	West Virginia	Baltimore, Md.	D1A-'13
13	Michael Thomas	WR	6-1	200	8/16/1994	22	R	Southern Mississippi	Chicago, Ill.	D6C-'16
14	Sean Mannion	QB	6-6	233	4/25/1992	24	1	Oregon State	Pleasanton, Calif.	D3B-'15
15	Bradley Marquez	WR	5-10	196	12/14/1992	23	2	Texas Tech	Odessa, Texas	FA-'15
16	Jared Goff	QB	6-4	215	10/14/1994	22	R	California	Novato, Calif.	D1-'16
17	Case Keenum	QB	6-1	205	2/17/1988	28	4	Houston	Abilene, Texas	T(HOU)-'15
18	Kenny Britt	WR	6-3	223	9/18/1988	28	8	Rutgers	Bayonne, N.J.	UFA(TEN)-'14
20	Lamarcus Joyner	DB	5-8	184	11/27/1990	25	3	Florida State	Ft. Lauderdale, Fla.	D2-'14
21	Dwayne Gratz	DB	5-11	201	3/8/1990	26	4	Connecticut	Piscataway, N.J.	W(JAX)-'16
22	Trumaine Johnson	CB	6-2	208	1/1/1990	26	5	Montana	Stockton, Calif.	D3-'12
23	Benny Cunningham	RB	5-10	217	7/7/1990	26	4	Middle Tennessee	Nashville, Tenn.	FA-'13
25	T.J. McDonald	S	6-2	217	1/26/1991	25	4	USC	Fresno, Calif.	D3A-'13
26	Mark Barron	LB/S	6-2	213	10/27/1989	26	5	Alabama	Mobile, Ala.	T(TB)-'14
30	Todd Gurley	RB	6-1	227	8/3/1994	22	2	Georgia	Tarboro, N.C.	D1-'15
31	Maurice Alexander	S	6-1	220	2/16/1991	25	3	Utah State	St. Louis, Mo.	D4-'14
32	Troy Hill	CB	5-11	182	8/29/1991	25	2	Oregon	Ventura, Calif.	W(NE) - '15
33	E.J. Gaines	CB	5-10	190	2/23/1992	24	2	Missouri	Independence, Mo.	D6A-'14
34	Chase Reynolds	RB	6-0	205	10/22/1987	28	4	Montana	Drummond, Mont.	FA-'11
38	Cody Davis	S	6-1	206	6/6/1989	27	4	Texas Tech	Stephenville, Texas	FA-'13
39	Malcolm Brown	RB	5-11	224	5/15/1993	23	1	Texas	Cibolo, Texas	FA-'15
41	Marqui Christian	DB	6-1	205	10/27/1994	21	R	Midwestern State	Spring, Texas	W(AZ) - '16
44	Jake McQuaide	LS	6-2	244	12/7/1987	28	6	Ohio State	Cincinnati, Ohio	FA-'11
46	Cory Harkley	TE	6-4	259	6/17/1990	26	5	UCLA	Chino Hills, Calif.	FA-'12
52	Alec Ogletree	LB	6-2	245	9/25/1991	25	4	Georgia	Newnan, Ga.	D1B-'13
54	Bryce Hager	LB	6-1	235	5/4/1992	24	2	Baylor	Austin, Texas	D7A-'15
58	Cory Littleton	LB	6-3	227	11/18/1993	22	R	Washington	Spring Valley, Calif.	FA-'16
59	Josh Forrest	LB	6-3	255	2/24/1992	24	R	Kentucky	Paducah, Ky.	D6B-'16
61	Tim Barnes	C	6-4	306	5/14/1988	28	5	Missouri	Longwood, Mo.	FA-'11
64	Andrew Donnal	T	6-6	316	3/3/1992	24	2	Iowa	Monclova, Ohio	D4-'15
65	Demetrius Rhane	C/G	6-2	301	6/22/1992	24	2	Tennessee State	Ft. Lauderdale, Fla.	D7D-'14
68	Jamon Brown	G	6-4	323	3/15/1993	23	2	Louisville	Fern Creek, Ky.	D3A-'15
69	Cody Wichmann	G	6-5	319	3/2/1992	24	2	Fresno State	Mariposa, Calif.	D6B-'15
72	Pace Murphy	T	6-6	308	3/2/1994	22	R	NW Louisiana	Houston, Texas	FA-'16
73	Greg Robinson	T	6-5	332	10/21/1992	23	3	Auburn	Thibodaux, La.	D1A-'14
76	Rodger Saffold	G	6-5	332	6/6/1988	28	7	Indiana	Bedford, Ohio	D2-'10
79	Rob Havenstein	T	6-8	321	5/13/1992	24	2	Wisconsin	Mount Airy, Md.	D2-'15
83	Brian Quick	WR	6-3	218	6/5/1989	27	5	Appalachian State	Columbia, S.C.	D2A-'12
84	Temarrick Hemingway	TE	6-5	210	7/30/1993	23	R	South Carolina State	Loris, S.C.	D6A-'16
86	Nelson Spruce	WR	6-1	205	12/5/1992	23	R	Colorado	Westlake Village, Calif.	FA-'16
88	Lance Kendricks	TE	6-3	250	1/30/1988	28	6	Wisconsin	Milwaukee, Wisc.	D2-'11
89	Tyler Higbee	TE	6-6	250	1/1/1993	23	R	Western Kentucky	Clearwater, Fla.	D4A-'16
90	Michael Brockers	DT	6-5	326	12/21/1990	25	5	LSU	Houston, Texas	D1-'12
91	Dominique Easley	DT	6-2	285	4/28/1992	24	3	Florida	Staten Island, N.Y.	FA-'16
92	Cam Thomas	DT	6-4	330	12/12/1986	29	7	North Carolina	Eagle Springs, S.C.	FA-'16
93	Ethan Westbrooks	DL	6-4	267	11/15/1990	25	3	West Texas A&M	Oakland, Calif.	FA-'14
94	Robert Quinn	DE	6-4	264	5/18/1990	26	6	North Carolina	Ladson, S.C.	D1-'11
95	William Hayes	DE	6-3	278	5/2/1985	31	9	Winston-Salem State	High Point, N.C.	UFA (TEN)-'12
96	Matt Longacre	DE	6-3	260	9/21/1991	25	2	Northwest Missouri St.	Omaha, Nebr.	FA-'15
97	Eugene Sims	DE	6-6	269	3/18/1986	30	7	West Texas A&M	Mt. Olive, Miss.	D6B-'10
99	Aaron Donald	DT	6-1	285	5/23/1991	25	3	Pittsburgh	Pittsburgh, Pa.	D1B-'14

Active Roster: 53

Practice Squad

8	Paul McRoberts	WR	6-2	200	11/15/1992	23	R	Southeast Missouri St.	St. Louis, Mo.	FA-'16
24	Blake Countess	DB	5-10	185	8/8/1993	23	R	Auburn	Owings Mills, MD	FA-'16
27	Isaiah Johnson	DB	6-1	206	5/16/1992	24	1	Georgia Tech	Columbus, Ohio	FA-'16
35	Michael Jordan	CB	6-1	200	10/21/1992	23	R	Missouri Western	St. Louis, Mo.	FA-'16
36	Aaron Green	RB	5-11	205	10/15/1992	24	R	TCU	San Antonio, Texas	FA-'16
55	Nicholas Grigsby	LB	6-2	230	7/2/1992	24	R	Pittsburgh	Trotwood, Ohio	FA-'16
66	David Arkin	G	6-5	307	10/7/1987	29	2	Missouri State	Wichita, Kan.	FA-'15
70	Morgan Fox	DE	6-3	263	9/12/1994	22	R	Colorado State Pueblo	Colorado Springs, Co.	FA-'16
77	Isaiah Battle	T	6-7	290	2/10/1993	23	1	Clemson	Brooklyn, N.Y.	D5(Sup)-'15
81	Bryce Williams	TE	6-5	257	2/24/1993	23	R	East Carolina	Winston-Salem, N.C.	FA-'16

Practice Squad: 10

Injured/Reserve

3	Marquez North	WR	6-3	229	4/21/1995	21	R	Tennessee	Charlotte, N.C.	FA-'16
43	Brian Randolph	S	6-0	202	10/20/1992	23	R	Tennessee	Kennesaw, Ga.	FA-'16
45	Zach Laskey	FB	6-2	225	7/8/1992	24	1	Georgia Tech	Peachtree City, Ga.	FA-'15
62	Louis Trinca-Pasat	DT	6-1	292	9/7/1991	25	1	Iowa	Chicago, Ill.	FA-'15
63	Darrell Williams	T	6-5	301	8/3/1993	23	2	South Florida	Orlando, Fla.	FA-'15

Active/Did Not Report

27-O	Tre Mason	RB	5-8	207	8/6/1993	23	3	Auburn	Palm Beach, Fla.	D3-'14
------	-----------	----	-----	-----	----------	----	---	--------	------------------	--------



2016 RAMS POSITIONAL ROSTER

QUARTERBACKS (3)	POS	HT	WT	DOB	AGE	EXP	COLLEGE	H.S. HOMETOWN	ACQUIRED
14 Mannion, Sean	QB	6-6	233	4/25/1992	24	1	Oregon State	Pleasanton, Calif.	D3B-'15
16 Goff, Jared	QB	6-4	215	10/14/1994	22	R	California	Novato, Calif.	D1-'16
17 Keenum, Case	QB	6-1	205	2/17/1988	28	4	Houston	Abilene, Texas	T(HOU)-'15
RUNNING BACKS (4)									
23 Cunningham, Benny	RB	5-10	217	7/7/1990	26	4	Middle Tennessee	Nashville, Tenn.	FA-'13
30 Gurley, Todd	RB	6-1	227	8/3/1994	22	2	Georgia	Tarboro, N.C.	D1-'15
34 Reynolds, Chase	RB	6-0	205	10/22/1987	28	4	Montana	Drummond, Mont.	FA-'11
39 Brown, Malcolm	RB	5-11	224	5/15/1993	23	1	Texas	Cibolo, Texas	FA-'15
WIDE RECEIVERS (7)									
10 Cooper, Pharoah	WR	5-11	207	3/7/1995	21	R	South Carolina	Havelock, N.C.	D4B-'16
11 Austin, Tavon	WR	5-8	176	3/15/1990	26	4	West Virginia	Baltimore, Md.	D1A-'13
13 Thomas, Michael	WR	6-1	200	8/16/1994	22	R	Southern Mississippi	Chicago, Ill.	D6C-'16
15 Marquez, Bradley	WR	5-10	196	12/14/1992	23	2	Texas Tech	Odessa, Texas	FA-'15
18 Britt, Kenny	WR	6-3	223	9/18/1988	28	8	Rutgers	Bayonne, N.J.	UFA(TEN)-'14
83 Quick, Brian	WR	6-3	218	6/5/1989	27	5	Appalachian State	Columbia, S.C.	D2A-'12
86 Spruce, Nelson	WR	6-1	205	12/5/1992	23	R	Colorado	Westlake Village, Calif.	FA-'16
TIGHT ENDS (4)									
46 Harkey, Cory	TE	6-4	259	6/17/1990	26	5	UCLA	Chino Hills, Calif.	FA-'12
84 Hemingway, Temarrick	TE	6-5	210	7/30/1993	23	R	South Carolina State	Loris, S.C.	D6A-'16
88 Kendricks, Lance	TE	6-3	250	1/30/1988	28	6	Wisconsin	Milwaukee, Wisc.	D2-'11
89 Higbee, Tyler	TE	6-6	250	1/1/1993	23	R	Western Kentucky	Clearwater, Fla.	D4A-'16
OFFENSIVE LINE (9)									
61 Barnes, Tim	C	6-4	306	5/14/1988	28	5	Missouri	Longwood, Mo.	FA-'11
64 Donnal, Andrew	T	6-6	316	3/3/1992	24	2	Iowa	Monclova, Ohio	D4-'15
65 Rhane, Demetrius	C/G	6-2	301	6/22/1992	24	2	Tennessee State	Ft. Lauderdale, Fla.	D7D-'14
68 Brown, Jamon	G	6-4	323	3/15/1993	23	2	Louisville	Fern Creek, Ky.	D3A-'15
69 Wichmann, Cody	G	6-5	319	3/2/1992	24	2	Fresno State	Mariposa, Calif.	D6B-'15
72 Murphy, Pace	OT	6-6	308	3/2/1994	22	R	NW Louisiana	Houston, Texas	FA-'16
73 Robinson, Greg	T	6-5	332	10/21/1992	23	3	Auburn	Thibodaux, La.	D1A-'14
76 Saffold, Rodger	G	6-5	332	6/6/1988	28	7	Indiana	Bedford, Ohio	D2-'10
79 Rob Havenstein	T	6-8	321	5/13/1992	24	2	Wisconsin	Mount Airy, Md.	D2-'15
DEFENSIVE LINE (9)									
90 Brockers, Michael	DT	6-5	326	12/21/1990	25	5	LSU	Houston, Texas	D1-'12
91 Easley, Dominique	DT	6-2	285	4/28/1992	24	3	Florida	Staten Island, N.Y.	FA-'16
92 Thomas, Cam	DT	6-4	330	12/12/1986	29	7	North Carolina	Eagle Springs, S.C.	FA-'16
93 Westbrook, Ethan	DL	6-4	267	11/15/1990	25	3	West Texas A&M	Oakland, Calif.	FA-'14
94 Quinn, Robert	DE	6-4	264	5/18/1990	26	6	North Carolina	Ladson, S.C.	D1-'11
95 Hayes, William	DE	6-3	278	5/2/1985	31	9	Winston-Salem State	High Point, N.C.	UFA (TEN)-'12
96 Longacre, Matt	DE	6-3	260	9/21/1991	25	2	Northwest Missouri St.	Omaha, Nebr.	FA-'15
97 Sims, Eugene	DE	6-6	269	3/18/1986	30	7	West Texas A&M	Mt. Olive, Miss.	D6B-'10
99 Donald, Aaron	DT	6-1	285	5/23/1991	25	3	Pittsburgh	Pittsburgh, Pa.	D1B-'14
LINEBACKERS (5)									
26 Barron, Mark	LB/S	6-2	213	10/27/1989	26	5	Alabama	Mobile, Ala.	T(TB)-'14
52 Ogletree, Alec	LB	6-2	245	9/25/1991	25	4	Georgia	Newnan, Ga.	D1B-'13
54 Hager, Bryce	LB	6-1	235	5/4/1992	24	2	Baylor	Austin, Texas	D7A-'15
58 Littleton, Cory	LB	6-3	227	11/18/1993	22	R	Washington	Spring Valley, Calif.	FA-'16
59 Forrest, Josh	LB	6-3	255	2/24/1992	24	R	Kentucky	Paducah, Ky.	D6B-'16
SECONDARY (9)									
20 Joyner, Lamarcus	DB	5-8	184	11/27/1990	25	3	Florida State	Ft. Lauderdale, Fla.	D2-'14
21 Dwayne Gratz	DB	5-11	201	3/8/1990	26	4	Connecticut	Piscataway, N.J.	W(JAX)-'16
22 Johnson, Trumaine	CB	6-2	208	1/1/1990	26	5	Montana	Stockton, Calif.	D3-'12
25 McDonald, T.J.	S	6-2	217	1/26/1991	25	4	USC	Fresno, Calif.	D3A-'13
31 Alexander, Maurice	S	6-1	220	2/16/1991	25	3	Utah State	St. Louis, Mo.	D4-'14
32 Hill, Troy	CB	5-11	182	8/29/1991	25	2	Oregon	Ventura, Calif.	W(NE) - '15
33 Gaines, E.J.	CB	5-10	190	2/23/1992	24	2	Missouri	Independence, Mo.	D6A-'14
38 Davis, Cody	S	6-1	206	6/6/1989	27	4	Texas Tech	Stephenville, Texas	FA-'13
41 Christian, Marqui	DB	6-1	205	10/27/1994	21	R	Midwestern State	Spring, Texas	W(AZ) - '16
SPECIALISTS (3)									
4 Zuerlein, Greg	K	6-0	196	12/27/1987	28	5	Missouri Western	Lincoln, Nebr.	D6-'12
6 Hekker, Johnny	P	6-5	236	2/8/1990	26	5	Oregon State	Bothell, Wash.	FA-'12
44 McQuaide, Jake	LS	6-2	244	12/7/1987	28	6	Ohio State	Cincinnati, Ohio	FA-'11



2016 RAMS TRANSACTIONS

DATE	NAME	MOVE	DATE	NAME	MOVE
an. 5	G David Arkin	Signed to Reserve/Future List	August 28	S Michael Caputo	Released
an. 5	TE Justice Cunningham	Signed to Reserve/Future List	August 28	DT Zach Colvin	Released
an. 5	LB Zack Hodges	Signed to Reserve/Future List	August 28	LB Darreon Herring	Released
an. 5	FB Zach Laskey	Signed to Reserve/Future List	August 28	LS Jeff Overbaugh	Released
an. 5	WR Deon Long	Signed to Reserve/Future List	August 28	WR David Richards	Released
an. 5	LB Matt Wells	Signed to Reserve/Future List	August 28	QB Dylan Thompson	Released
eb. 9	QB Kain Colter	Signed to Reserve/Future List	August 29	OL Brian Folkerts	Released
eb. 19	TE Jared Cook	Released	August 29	FB Zach Laskey	Released
eb. 19	DE Chris Long	Released	August 29	WR Marquez North	Released
eb. 19	LB James Laurinaitis	Released	August 29	TE Jake Stoneburner	Released
far. 9	DB Cody Davis	Re-Signed	August 29	OL Jordan Swindle	Released
far. 9	OL Brian Folkerts	Re-Signed	August 29	DB Jordan Lomax	Released
far. 9	C Tim Barnes	Re-Signed	September 2	T Isaiah Battle	Released
far. 9	CB Trumaine Johnson	Re-Signed (franchise tender)	September 2	LB Brandon Chubb	Released
far. 10	WR Brian Quick	Re-Signed	September 2	TE Justice Cunningham	Released
far. 13	LB/S Mark Barron	Re-Signed	September 2	DT Morgan Fox	Released
far. 13	DE Eugene Sims	Re-Signed	September 2	DB Rohan Gaines	Released
far. 14	CB Coty Sensabaugh	Signed	September 2	RB Aaron Green	Released
far. 15	TE Cory Harkey	Re-Signed	September 2	WR Austin Hill	Released
far. 16	DE William Hayes	Re-Signed	September 2	CB Michael Jordan	Released
.pr. 18	QB Case Keenum	Re-Signed	September 2	C Eric Kush	Released
.pr. 18	RB Chase Reynolds	Re-Signed	September 2	LB Cameron Lynch	Released
.pr. 18	K Greg Zuerlein	Re-Signed	September 2	RB Terrence Magee	Released
fay 3	CB Eric Patterson	Waived	September 2	WR Paul McRoberts	Released
fay 6	K Taylor Bertolet	Signed	September 2	DE Ian Seau	Released
fay 6	LB Brandon Chubb	Signed	September 2	DB Jabriel Washington	Released
fay 6	DL Morgan Fox	Signed	September 2	WR Duke Williams	Released
fay 6	RB Aaron Green	Signed	September 2	OL Darrell Williams	Placed On Injured Reserve
fay 6	DB Rohan Gaies	Signed	September 3	DB Christian Bryant	Released
fay 6	LB Nick Grigsby	Signed	September 3	DB Jordan Kovacs	Released
fay 6	LB Darreon Herring	Signed	September 3	DB Marcus Roberson	Released
fay 6	WR Michael Jordan	Signed	September 3	LB Akeem Ayers	Released
fay 6	LB Cory Littleton	Signed	September 3	DT Cam Thomas	Released
fay 6	DB Jordan Lomax	Signed	September 3	OL Garrett Reynolds	Placed On Injured Reserve
fay 6	WR Paul McRoberts	Signed	September 4	T Isaiah Battle	Signed to Practice Squad
fay 6	OL Pace Murphy	Signed	September 4	LB Brandon Chubb	Signed to Practice Squad
fay 6	WR Marquez North	Signed	September 4	DE Morgan Fox	Signed to Practice Squad
fay 6	DL Kache Palacio	Signed	September 4	RB Aaron Green	Signed to Practice Squad
fay 6	DB Brian Randolph	Signed	September 4	DB Michael Jordan	Signed to Practice Squad
fay 6	DL Ian Seau	Signed	September 4	RB Terrence Magee	Signed to Practice Squad
fay 6	WR Nelson Spruce	Signed	September 4	WR Paul McRoberts	Signed to Practice Squad
fay 6	OL Jordan Swindle	Signed	September 5	DB Blake Countess	Signed to Practice Squad
fay 9	WR Isiah Ferguson	Waived	September 5	DB Isaiah Johnson	Signed to Practice Squad
fay 9	WR J.J. Worton	Signed	September 5	TE Bryce Williams	Signed to Practice Squad
fay 10	DB Winston Rose	Waived	September 6	OL David Arkin	Waived
fay 10	WR Nick Toon	Waived	September 6	DT Cam Thomas	Signed
fay 10	DB Jabriel Washington	Signed	September 8	RB Terrence Magee	Released from Practice Squad
fay 10	WR Duke Williams	Signed	September 8	OL David Arkin	Signed to Practice Squad
fay 18	DL Kache Palacio	Waived	September 8	LB Nicholas Grigsby	Waived
fay 18	DT Dominique Easley	Signed	September 8	CB Steve Williams	Signed
une 7	WR Kain Colter	Waived	September 9	OL Garrett Reynolds	Injury Settlement
une 7	LB Zack Hodges	Waived	September 11	LB Brandon Chubb	Released from Practice Squad
une 7	DT Doug Worthington	Waived	September 11	LB Nicholas Grigsby	Signed to Practice Squad
une 7	WR Stedman Bailey	Reserve/Non-Football Injury	September 23	CB Steve Williams	Waived
une 7	TE Benson Browne	Signed	September 23	DB Isaiah Johnson	Signed from Practice Squad to Active Roster
une 7	RB Terrence Magee	Signed	September 27	DE Lynden Trail	Signed to Practice Squad
une 7	DT Cam Thomas	Signed	September 28	DB Isaiah Johnson	Waived
une 7	QB Dylan Thompson	Signed	September 28	DB Marqui Christian	Claimed Off Waivers From Arizona
une 9	WR Pharoah Cooper	Signed	October 1	DE Lynden Trail	Released from Practice Squad
une 9	LB Josh Forrest	Signed	October 1	DB Isaiah Johnson	Signed to Practice Squad
une 9	QB Jared Goff	Signed	October 8	CB Coty Sensabaugh	Released
une 9	TE Temarrick Hemingway	Signed	October 8	DE Morgan Fox	Signed from Practice Squad to Active Roster
une 9	TE Tyler Higbee	Signed	October 11	DE Morgan Fox	Waived
une 9	WR Mike Thomas	Signed	October 11	DB Dwayne Gratz	Claimed Off Waivers From Jacksonville
une 9	DT Louis Trinca-Pasat	Waived/Injured	October 12	DE Morgan Fox	Signed to Practice Squad
une 9	LS Jeff Overbaugh	Signed			
une 24	LB Matt Wells	Waived			
une 24	WR J.J. Worton	Waived			
uly 27	QB Nick Foles	Released			
uly 27	T Rob Havenstein	Active/PUP			
uly 31	WR Deon Long	Released			
.ugust 1	WR Austin Hill	Signed			
.ugust 1	WR David Richards	Signed			
.ugust 3	TE Jake Stoneburner	Signed			
.ugust 4	DB Jordan Kovacs	Signed			
.ugust 9	DT Zach Colvin	Signed			
.ugust 15	S Brian Randolph	Waived/Injured			
.ugust 15	S Michael Caputo	Signed			
.ugust 28	K Taylor Bertolet	Released			
.ugust 28	TE Benson Browne	Released			



HOW THE 2016 RAMS WERE BUILT

	DRAFTEES (30)	FREE AGENTS (18)	TRADES/WAIVERS (5)
2016	QB Jared Goff (1) TE Tyler Higbee (4a) WR Pharoh Cooper (4b) TE Temarrick Hemingway (6a) LB Josh Forrest (6b) WR Michael Thomas (6c)	DT Dominique Easley (FA) LB Cory Littleton (UDFA) OT Pace Murphy (UDFA) CB Coty Sensabaugh (FA) WR Nelson Spruce (UDFA) DT Cam Thomas (FA)	DB Marqui Christian (W-AZ) DB Dwayne Gratz (W-JAX)
2015	RB Todd Gurley (1) T Rob Havenstein (2) G Jamon Brown (3a) QB Sean Mannion (3b) T Andrew Donnal (4) G Cody Wichmann (6b) LB Bryce Hager (7a)	RB Malcolm Brown (UDFA) DE Matt Longacre (UDFA) WR Bradley Marquez (UDFA)	CB Troy Hill (W-NE) QB Case Keenum (T-HOU)
2014	T Greg Robinson (1a) DT Aaron Donald (1b) DB Lamarcus Joyner (2) S Maurice Alexander (4) CB E.J. Gaines (6a) C/G Demetrius Rhaney (7d)	WR Kenny Britt (UFA-TEN) DL Ethan Westbrooks (UDFA) RB Benny Cunningham (UDFA) S Cody Davis (UDFA)	LB/S Mark Barron (T-TB)
2013	WR Tavon Austin (1a) LB Alec Ogletree (1b) S T.J. McDonald (3a)	TE Cory Harkey (UDFA) DE William Hayes (UFA-TEN) P Johnny Hekker (UDFA)	
2012	DT Michael Brockers (1) WR Brian Quick (2a) CB Trumaine Johnson (3) K Greg Zuerlein (6)	C Tim Barnes (FA) LS Jake McQuaide (UDFA) RB Chase Reynolds (UDFA)	
2011	DE Robert Quinn (1) TE Lance Kendricks (2)		
2010	OL Rodger Saffold (2) DE Eugene Sims (6b)		

FA - Free Agent; **UFA** - Unrestricted Free Agent; **UDFA** - Undrafted Free Agent; **RFA** - Restricted Free Agent; **W** - Waivers; **T**- Trade



2016 RAMS PARTICIPATION

NO.	PLAYER	2016				1	2	3	4	5	6	7	8	9	10	11	12	13	14	15	16
		GP	GS	DNP	I	At SF	SEA	At TB	At AZ	BUF	At DET										
4	Greg Zuerlein	6	0	0	0	P	P	P	P	P											
6	Johnny Hekker	6	0	0	0	P	P	P	P	P											
8	Paul McRoberts	0	0	0	0	PS	PS	PS	PS	PS											
10	Pharoh Cooper	1	0	0	5	I	I	I	I	P											
11	Tavon Austin	6	6	0	0	GS	GS	GS	GS	GS											
13	Michael Thomas	6	0	0	0	P	P	P	P	P											
14	Sean Mannion	0	0	1	5	DNP	I	I	I	I											
15	Bradley Marquez	6	0	0	0	P	P	P	P	P											
16	Jared Goff	0	0	5	1	I	DNP	DNP	DNP	DNP											
17	Case Keenum	6	6	0	0	GS	GS	GS	GS	GS											
18	Kenny Britt	6	6	0	0	GS	GS	GS	GS	GS											
20	Lamarcus Joyner	6	3	0	0	GS	P	P	GS	P											
21	Coty Sensabaugh	3	2	0	1	GS	GS	P	I	O											
21	Dwayne Gratz	1	0	0	0	O	O	O	O	O											
22	Trumaine Johnson	5	5	0	1	GS	GS	GS	GS	GS											
23	Benny Cunningham	5	0	0	1	P	P	P	P	I											
24	Blake Countess	0	0	0	0	PS	PS	PS	PS	PS											
25	T.J. McDonald	6	6	0	0	GS	GS	GS	GS	GS											
26	Mark Barron	6	6	0	0	GS	GS	GS	GS	GS											
27	Isaiah Johnson	1	0	0	0	PS	PS	P	PS	PS											
30	Todd Gurley	6	6	0	0	GS	GS	GS	GS	GS											
31	Maurice Alexander	6	6	0	0	GS	GS	GS	GS	GS											
32	Troy Hill	6	3	0	0	P	P	GS	GS	P											
33	E.J. Gaines	3	2	0	3	I	I	I	P	GS											
34	Chase Reynolds	6	0	0	0	P	P	P	P	P											
35	Michael Jordan	0	0	0	0	PS	PS	PS	PS	PS											
36	Aaron Green	0	0	0	0	PS	PS	PS	PS	PS											
38	Cody Davis	6	1	0	0	P	P	GS	P	P											
39	Malcolm Brown	6	0	0	0	P	P	P	P	P											
41	Steve Williams	0	0	0	2	I	I	O	O	O											
41	Marqui Christian	3	0	0	0	O	O	O	P	P											
44	Jake McQuaide	6	0	0	0	P	P	P	P	P											
46	Cory Harkey	6	1	0	0	GS	P	P	P	P											
52	Alec Ogletree	6	6	0	0	GS	GS	GS	GS	GS											
54	Bryce Hager	6	0	0	0	P	P	P	P	P											
55	Nicholas Grigsby	0	0	0	0	PS	PS	PS	PS	PS											
58	Cory Littleton	6	0	0	0	P	P	P	P	P											
59	Josh Forrest	6	2	0	0	P	GS	P	P	GS											
61	Tim Barnes	6	6	0	0	GS	GS	GS	GS	GS											
64	Andrew Donnal	6	0	0	0	P	P	P	P	P											
65	Demetrius Rhane	6	0	0	0	P	P	P	P	P											
66	David Arkin	0	0	0	0	PS	PS	PS	PS	PS											
68	Jamon Brown	6	1	0	1	P	P	P	I	P											
69	Cody Wichmann	5	5	1	0	GS	GS	GS	GS	GS											
70	Morgan Fox	1	0	0	0	PS	PS	PS	PS	P											
72	Pace Murphy	0	0	0	6	I	I	I	I	I											
73	Greg Robinson	6	6	0	0	GS	GS	GS	GS	GS											
76	Rodger Saffold	6	6	0	0	GS	GS	GS	GS	GS											
77	Isaiah Battle	0	0	0	0	PS	PS	PS	PS	PS											
79	Rob Havenstein	6	6	0	0	GS	GS	GS	GS	GS											
81	Bryce Williams	0	0	0	0	PS	PS	PS	PS	PS											
83	Brian Quick	6	4	0	0	P	GS	P	GS	GS											
84	Temarrick Hemingway	3	0	1	2	DNP	P	I	P	P											
86	Nelson Spruce	0	0	0	6	I	I	I	I	I											
88	Lance Kendricks	6	6	0	0	GS	GS	GS	GS	GS											
89	Tyler Higbee	6	1	0	0	P	P	GS	P	P											
90	Michael Brockers	5	5	0	1	GS	GS	GS	GS	I											
91	Dominique Easley	6	0	0	0	P	P	P	P	P											
92	Cam Thomas	4	0	0	0	P	P	P	P	GS											
93	Ethan Westbrooks	4	1	0	0	P	P	P	GS	GS											
94	Robert Quinn	4	4	0	0	GS	GS	GS	GS	I											
95	William Hayes	3	3	0	1	GS	GS	GS	I	I											
96	Matt Longacre	1	0	0	3	I	I	I	P	GS											
97	Eugene Sims	4	0	0	0	P	P	P	P	P											
99	Aaron Donald	4	4	0	0	GS	GS	GS	GS	GS											

GS - Starter; X - Reserve; DNP - Did Not Play; I - Inactive; IR - Injured Reserve; PS - Practice Squad; O - Not on Roster; U - Unsigned; E - Roster Exemption; PUP - Physically Unable to Perform; P - Games Played; GS - Started; D - Did Not Play; IA - Inactive; SUS - Reserve/Suspended; NFI - Non Football Injury List; CEX - Reserve/Commissioners Exempt; US - Reserve/Unsigned



2016 RAMS STATS

Won 3, Lost 3

9/12	L	28-0	at San Francisco 49ers
9/18	W	9-3	vs. Seattle Seahawks
9/25	W	37-32	at Tampa Bay Buccaneers
10/2	W	17-13	at Arizona Cardinals
10/9	L	30-13	Buffalo Bills
10/16	L	31-28	at Detroit Lions

Rushing	No.	Yds	Avg	Long	TD
T.Gurley	119	346	2.9	16	3
T.Austin	12	52	4.3	14	0
B.Cunningham	6	41	6.8	22	0
C.Keenum	14	37	2.6	13	1
M.Brown	3	7	2.3	5	0
B.Marquez	1	2	2.0	2	0
Rams	155	485	3.1	22	4
Opponents	166	694	4.2	53	5

Total First Downs	103	136
Rushing	30	41
Passing	61	76
Penalty	12	19
3rd Down: Made/Att	28/75	36/82
3rd Down Pct.	37.3%	43.9%
4th Down: Made/Att	1/6	5/6
4th Down Pct.	16.7%	83.3%
Possession Avg.	29:14	30:46
Total Net Yards	1,808	2,171
Avg. Per Game	301.3	361.8
Total Plays	352	405
Avg. Per Play	5.1	5.4
Net Yards Rushing	485	694
Avg. Per Game	80.8	115.7
Total Rushes	155	166
Net Yards Passing	1,323	1,477
Avg. Per Game	220.5	246.2
Sacked/Yards Lost	13/94	10/71
Gross Yards	1,417	1,548
Attempts/Completions	184/115	229/142
Completion Pct.	62.5%	62.0%
Had Intercepted	6	4
Punts/Average	31/45.3	30/45.6
Net Punting Avg.	43.3	40.4
Penalties/Yards	50/435	41/371
Fumbles/Ball Lost	5/3	10/5
Touchdowns	12	18
Rushing	4	5
Passing	7	11
Returns	1	2

Receiving	No.	Yds	Avg	Long	TD
K.Britt	30	492	16.4	47	2
T.Austin	26	242	9.3	43t	1
L.Kendricks	18	186	10.3	44	1
B.Quick	16	265	16.6	65t	3
T.Gurley	15	133	8.9	33	0
B.Cunningham	5	38	7.6	10	0
M.Brown	2	34	17.0	26	0
B.Marquez	2	25	12.5	13	0
T.Higbee	1	2	2.0	2	0
Rams	115	1,417	12.3	65t	7
Opponents	142	1,548	10.9	61	11

Interceptions	No.	Yds	Avg	Long	TD
M.Barron	2	8	4.0	7	0
T.Johnson	1	0	0.0	0	0
T.McDonald	1	0	0.0	0	0
Rams	4	8	2.0	7	0
Opponents	6	87	17.4	41t	2

Punting	No	Yds	Avg	Net	TB	In	Lg	B
J.Hekker	31	1,404	45.3	43.3	0	16	64	0
Rams	31	1,404	45.3	43.3	0	16	64	0
Opponents	30	1,368	45.6	40.4	2	10	58	0

Punt Returns	Ret	FC	Yds	Avg	Long	TD
T. Austin	13	8	116	8.9	47	0
Rams	13	8	116	8.9	47	0
Opponents	10	17	62	6.2	19	0

Kickoff Returns	No.	Yds	Avg	Long	TD
B.Cunningham	6	168	28.0	44	0
M.Thomas	3	62	20.7	22	0
P.Cooper	1	23	23.0	23	0
T.Austin	1	5	5.0	5	0
Rams	11	258	23.5	44	0
Opponents	9	192	21.3	27	0

Score By Periods	Q1	Q2	Q3	Q4	OT	Pts
Rams	30	30	17	33	0	110
Opponents	27	50	17	43	0	137

Field Goals	1-19	20-29	30-39	40-49	50+
G.Zuerlein	0/0	3/3	3/3	1/1	2/2
Rams	0/0	3/3	3/3	1/1	2/2
Opponents	0/0	4/4	1/1	0/1	0/0

Fumbles Lost: K. Britt 1, C. Keenum 1, T. Gurley 1 **Total: 3**

Opponent Fumble Recoveries: T. Johnson 2, Alec Ogletree 1, E. Westbrooks 1, E. Sims 1, J. Forrest, 1
Total: 6

2-Pt. Conversions: Rams 0/1, Opponents: 0/2
Sacks: A. Donald 3.0, R. Quinn 2.0, E. Westbrooks 1.0, M. Alexander 1.0, W. Hayes 1.0, T. McDonald 1.0, E. Sims 0.5, D. Easley 0.5
Team: 10.0, Opponents: 13.0

Passing	Att	Cmp	Yds	Cmp%	Yds/Att	TD	TD%	Int	Int%	Long	Sack /Lost	Rating
C.Keenum	184	115	1,427	62.5%	7.7	7	3.8%	6	3.3%	65t	13/94	85.4
Rams	184	115	1,427	62.5%	7.7	7	3.8%	6	3.3%	65t	13/94	85.4
Opponents	229	142	1,548	62.0%	6.8	11	4.8%	4	1.7%	61	10/71	90.6



2016 RAMS DEFENSIVE STATS

Based on coaches' film review

Player	Total	Solo	Asst.	Sacks	Yards	QBP	QB Hits	INT	PD	FF	FR
Alec Ogletree	68	51	17	0.0	0.0	2	4	0	7	1	1
Mark Barron	52	41	11	0.0	0.0	3	1	2	4	0	0
Lamarcus Joyner	40	36	4	0.0	0.0	0	0	0	5	0	0
T.J. McDonald	33	24	9	1.0	6.0	0	1	1	5	1	0
Trumaine Johnson	25	22	3	0.0	0.0	0	0	1	9	0	2
Maurice Alexander	25	16	9	1.0	9.0	11	1	0	5	0	0
Troy Hill	25	22	3	0.0	0.0	0	0	0	2	0	0
Aaron Donald	23	16	7	3.0	18.0	18	13	0	3	1	0
Michael Brockers	22	11	11	0.0	0.0	3	1	0	1	0	0
Dominique Easley	20	7	13	0.5	3.5	6	4	0	0	2	0
William Hayes	18	9	9	1.0	8.0	2	2	0	0	0	0
E.J. Gaines	16	13	3	0.0	0.0	0	0	0	3	0	0
Eugene Sims	15	8	7	0.5	4.5	4	0	0	0	0	1
Ethan Westbrooks	15	7	8	1.0	5.0	15	6	0	1	0	1
Josh Forrest	13	8	5	0.0	0.0	0	0	0	0	0	1
Cam Thomas	13	7	6	0.0	0.0	6	2	0	0	0	0
Matt Longacre	11	4	7	0.0	0.0	4	2	0	0	0	0
Coty Sensabaugh	8	8	0	0.0	0.0	0	0	0	0	0	0
Robert Quinn	6	4	2	2.0	17.0	7	7	0	0	2	0
Cody Davis	6	3	3	0.0	0.0	0	0	0	1	0	0
Totals	454	317	137	10.0	71.0	81	44	4	46	7	6

2016 RAMS SPECIAL TEAMS TACKLES

Based on coaches' film review

Player	Tackles
Chase Reynolds	4
Bradley Marquez	3
Cody Davis	3
Bryce Hager	3
Benny Cunningham	2
Cory Littleton	2
Marqui Christian	2
Josh Forrest	2
Jake McQuaide	1
Malcolm Brown	1
Michael Thomas	1
Troy Hill	1
Mark Barron	1





**MISCELLANEOUS
STATS**

2016 TEAM STATISTICS | LOS ANGELES RAMS

	@SF	SEA	@TB	@ARI	BUF	@DET	NYG	CAR	@NYJ	MIA	@NO	@NE	ATL	@SEA	SF	AZ
SCORING SUMMARY																
1st Qtr.	0	3	10	7	3	7	-	-	-	-	-	-	-	-	-	-
2nd Qtr.	0	3	7	3	10	7	-	-	-	-	-	-	-	-	-	-
3rd Qtr.	0	0	7	0	3	7	-	-	-	-	-	-	-	-	-	-
4th Qtr.	0	3	13	7	3	7	-	-	-	-	-	-	-	-	-	-
OT	0	0	0	0	0	0	-	-	-	-	-	-	-	-	-	-
FIRST DOWNS																
T	10	17	18	12	23	23	-	-	-	-	-	-	-	-	-	-
R	4	3	8	1	9	5	-	-	-	-	-	-	-	-	-	-
PA	6	10	8	10	11	16	-	-	-	-	-	-	-	-	-	-
PE	0	4	2	1	3	2	-	-	-	-	-	-	-	-	-	-
TOTAL OFFENSE																
Yds	185	283	320	288	345	387	-	-	-	-	-	-	-	-	-	-
R	65	64	137	41	102	76	-	-	-	-	-	-	-	-	-	-
P	120	219	183	247	243	311	-	-	-	-	-	-	-	-	-	-
Sacks (Yds.)	2(10)	30(20)	1(7)	2(19)	4(28)	1(5)	-(-)	-(-)	-(-)	-(-)	-(-)	-(-)	-(-)	-(-)	-(-)	-(-)
PASSING																
Att.	17	30	26	30	31	32	-	-	-	-	-	-	-	-	-	-
Cmp.	35	18	14	18	21	27	-	-	-	-	-	-	-	-	-	-
Int.	2	0	1	0	2	1	-	-	-	-	-	-	-	-	-	-
INTs BY RAMS																
No.	0	0	1	3	0	0	-	-	-	-	-	-	-	-	-	-
Yds.	0	0	7	1	0	0	-	-	-	-	-	-	-	-	-	-
Lg.	0	0	7	1	0	0	-	-	-	-	-	-	-	-	-	-
TD.	0	0	0	0	0	0	-	-	-	-	-	-	-	-	-	-
PUNT																
No.	10	6	5	6	2	2	-	-	-	-	-	-	-	-	-	-
Yds.	431	237	256	277	109	94	-	-	-	-	-	-	-	-	-	-
Avg.	43.1	39.5	51.2	46.2	54.5	47.0	-	-	-	-	-	-	-	-	-	-
PUNT RETURNS																
No.	4	3	2	1	2	1	-	-	-	-	-	-	-	-	-	-
Yds.	38	15	12	47	2	2	-	-	-	-	-	-	-	-	-	-
FC	3	1	2	1	0	1	-	-	-	-	-	-	-	-	-	-
Lg.	28	15	8	47	5	2	-	-	-	-	-	-	-	-	-	-
TD	0	0	0	0	0	0	-	-	-	-	-	-	-	-	-	-
KO RETURNS																
No.	2	0	2	1	4	2	-	-	-	-	-	-	-	-	-	-
Yds.	59	0	49	26	85	39	-	-	-	-	-	-	-	-	-	-
Lg.	32	0	44	26	23	22	-	-	-	-	-	-	-	-	-	-
TD.	0	0	0	0	0	0	-	-	-	-	-	-	-	-	-	-
PENALTIES																
No.	10	9	8	9	6	8	-	-	-	-	-	-	-	-	-	-
Yds.	102	78	69	84	40	62	-	-	-	-	-	-	-	-	-	-
FUMBLES																
No.	0	0	1	1	2	1	-	-	-	-	-	-	-	-	-	-
Lost	0	0	1	1	1	0	-	-	-	-	-	-	-	-	-	-
SCORING																
TDs	0	0	5	2	1	4	-	-	-	-	-	-	-	-	-	-
R	0	0	2	0	1	1	-	-	-	-	-	-	-	-	-	-
P	0	0	2	2	0	3	-	-	-	-	-	-	-	-	-	-
RT	0	0	1	0	0	0	-	-	-	-	-	-	-	-	-	-
PAT (Made/Att)	0/0	0/0	4/4	2/2	1/1	4/4	-	-	-	-	-	-	-	-	-	-
2 PT (Made/Att)	0/0	0/0	0/1	0/0	0/0	0/0	-	-	-	-	-	-	-	-	-	-
FG (Made/Att)	0/0	3/3	1/1	1/1	4/4	0/0	-	-	-	-	-	-	-	-	-	-



2016 TEAM STATISTICS | OPPONENTS

	@SF	SEA	@TB	@ARI	BUF	@DET	NYG	CAR	@NYJ	MIA	@NO	@NE	ATL	@SEA	SF	AZ
SCORING SUMMARY																
1st Qtr.	7	0	6	0	7	7	-	-	-	-	-	-	-	-	-	-
2nd Qtr.	7	3	14	10	9	7	-	-	-	-	-	-	-	-	-	-
3rd Qtr.	0	0	0	3	7	7	-	-	-	-	-	-	-	-	-	-
4th Qtr.	14	0	12	0	7	10	-	-	-	-	-	-	-	-	-	-
OT	-	0	0	0	0	0	-	-	-	-	-	-	-	-	-	-
FIRST DOWNS																
T	28	17	30	26	15	20	-	-	-	-	-	-	-	-	-	-
R	11	4	6	6	8	6	-	-	-	-	-	-	-	-	-	-
PA	10	10	21	17	6	12	-	-	-	-	-	-	-	-	-	-
PE	7	3	3	3	1	2	-	-	-	-	-	-	-	-	-	-
TOTAL OFFENSE																
Yds	320	306	472	420	305	348	-	-	-	-	-	-	-	-	-	-
R	150	67	83	118	193	83	-	-	-	-	-	-	-	-	-	-
P	170	239	389	302	112	265	-	-	-	-	-	-	-	-	-	-
Sacks (Yds.)	0(0)	2(15)	2(16)	3(23)	2(12)	1(10)	-(-)	-(-)	-(-)	-(-)	-(-)	-(-)	-(-)	-(-)	-(-)	-(-)
PASSING																
Att.	22	35	58	47	23	31	-	-	-	-	-	-	-	-	-	-
Cmp.	35	22	36	27	12	23	-	-	-	-	-	-	-	-	-	-
Int.	0	0	1	3	0	0	-	-	-	-	-	-	-	-	-	-
INTs BY OPPONENT																
No.	2	0	1	0	2	1	-	-	-	-	-	-	-	-	-	-
Yds.	5	0	38	0	44	0	-	-	-	-	-	-	-	-	-	-
Lg.	5	0	38	0	41	0	-	-	-	-	-	-	-	-	-	-
TD.	0	0	0	0	1	0	-	-	-	-	-	-	-	-	-	-
PUNT																
No.	7	7	4	4	6	2	-	-	-	-	-	-	-	-	-	-
Yds.	319	309	191	169	276	104	-	-	-	-	-	-	-	-	-	-
Avg.	45.6	44.1	47.8	42.3	46.0	52.0	-	-	-	-	-	-	-	-	-	-
PUNTS RETURNS																
No.	2	0	2	3	2	1	-	-	-	-	-	-	-	-	-	-
Yds.	11	0	26	23	-2	4	-	-	-	-	-	-	-	-	-	-
FC	7	6	1	2	0	1	-	-	-	-	-	-	-	-	-	-
Lg.	7	0	13	19	0	4	-	-	-	-	-	-	-	-	-	-
TD	0	0	0	0	0	0	-	-	-	-	-	-	-	-	-	-
KO RETURNS																
No.	0	1	0	2	4	2	-	-	-	-	-	-	-	-	-	-
Yds.	0	20	0	38	90	44	-	-	-	-	-	-	-	-	-	-
Lg.	0	20	0	25	27	27	-	-	-	-	-	-	-	-	-	-
TD.	0	0	0	0	0	0	-	-	-	-	-	-	-	-	-	-
PENALTIES																
No.	2	10	9	6	7	7	-	-	-	-	-	-	-	-	-	-
Yds.	10	114	80	45	60	62	-	-	-	-	-	-	-	-	-	-
FUMBLES																
No.	2	3	2	2	1	0	-	-	-	-	-	-	-	-	-	-
Lost	1	1	1	2	0	0	-	-	-	-	-	-	-	-	-	-
SCORING																
TDs	4	0	5	1	4	4	-	-	-	-	-	-	-	-	-	-
R	3	0	1	0	1	0	-	-	-	-	-	-	-	-	-	-
P	1	0	3	1	2	4	-	-	-	-	-	-	-	-	-	-
RT	0	0	1	0	1	0	-	-	-	-	-	-	-	-	-	-
PAT (Made/Att)	4/4	0/0	2/3	1/1	3/4	4/4	-	-	-	-	-	-	-	-	-	-
2 PT (Made/Att)	0/0	0/0	0/2	0/0	0/0	0/0	-	-	-	-	-	-	-	-	-	-
FG (Made/Att)	0/0	1/1	0/1	2/2	1/1	1/1	-	-	-	-	-	-	-	-	-	-



Los Angeles Rams vs San Francisco 49ers
9/12/2016 at Levi's Stadium

Ball Possession And Drive Chart

Los Angeles Rams

#	Time Recd	Time Lost	Time Poss	How Ball Obtained	Drive Began	# Play	Yds Gain	Yds Pen	Net Yds	1st Down	Last Scrm	How Given Up
1	15:00	11:20	3:40	Kickoff	LA 25	8	29	0	29	2	SF 46	Punt
2	8:55	6:42	2:13	Punt	LA 9	3	-4	0	-4	0	LA 5	Punt
3	3:24	1:44	1:40	Kickoff	LA 21	3	6	0	6	0	LA 27	Punt
4	14:10	11:00	3:10	Downs	LA 36	6	24	-15	9	2	LA 45	Interception
5	8:16	5:26	2:50	Kickoff	LA 25	5	29	0	29	1	SF 46	Punt
6	3:17	2:24	0:53	Fumble	LA 39	3	2	0	2	0	LA 41	Punt
7	1:07	0:16	0:51	Punt	LA 39	3	-9	0	-9	0	LA 30	Punt
8	13:04	11:08	1:56	Punt	LA 41	3	4	0	4	0	LA 45	Punt
9	10:16	9:09	1:07	Punt	LA 17	3	5	0	5	0	LA 22	Punt
10	7:36	5:03	2:33	Punt	LA 28	4	19	-10	9	1	LA 37	Punt
11	3:52	1:02	2:50	Punt	SF 38	5	12	0	12	1	SF 26	Interception
12	12:07	11:05	1:02	Kickoff	LA 25	3	6	0	6	0	LA 31	Punt
13	5:14	2:33	2:41	Kickoff	LA 28	10	53	0	53	3	SF 24	Downs
14	0:24	0:00	0:24	Punt	LA 44	1	-1	0	-1	0	LA 44	End of Game

(439) Average LA 31

San Francisco 49ers

#	Time Recd	Time Lost	Time Poss	How Ball Obtained	Drive Began	# Play	Yds Gain	Yds Pen	Net Yds	1st Down	Last Scrm	How Given Up
1	11:20	8:55	2:25	Punt	SF 18	6	21	0	21	1	SF 39	Punt
2	6:42	3:24	3:18	Punt	SF 48	10	47	5	52	5	* LA 11	Touchdown
3	1:44	14:10	2:34	Punt	SF 23	7	41	0	41	2	LA 34	Downs
4	11:00	8:16	2:44	Interception	SF 41	9	56	3	59	5	* LA 3	Touchdown
5	5:26	3:17	2:09	Punt	SF 10	5	36	15	51	3	50	Fumble
6	2:24	1:07	1:17	Punt	SF 20	3	3	0	3	0	SF 23	Punt
7	0:16	0:00	0:16	Punt	SF 26	1	-1	0	-1	0	SF 26	End of Half
8	15:00	13:04	1:56	Kickoff	SF 25	3	-10	0	-10	0	SF 15	Punt
9	11:08	10:16	0:52	Punt	SF 18	3	3	0	3	0	SF 21	Punt
10	9:09	7:36	1:33	Punt	SF 35	3	-2	0	-2	0	SF 33	Punt
11	5:03	3:52	1:11	Punt	SF 16	3	2	0	2	0	SF 18	Punt
12	1:02	12:07	3:55	Interception	SF 23	10	75	2	77	5	* LA 8	Touchdown
13	11:05	5:14	5:51	Punt	SF 20	11	48	32	80	7	* LA 1	Touchdown
14	2:33	0:24	2:09	Downs	SF 19	3	1	0	1	0	SF 20	Punt

(342) Average SF 24

* inside opponent's 20

Time of Possession by Quarter

	1st	2nd	3rd	4th	OT	Total
Visitor Los Angeles Rams	7:33	7:44	8:26	4:07		27:50
Home San Francisco 49ers	7:27	7:16	6:34	10:53		32:10

Kickoff Drive No.-Start Average

Rams: 5 - LA 25 49ers: 1 - SF 25



Seattle Seahawks vs Los Angeles Rams
9/18/2016 at Los Angeles Memorial Coliseum

Ball Possession And Drive Chart

Seattle Seahawks

#	Time Recd	Time Lost	Time Poss	How Ball Obtained	Drive Began	# Play	Yds Gain	Yds Pen	Net Yds	1st Down	Last Scrm	How Given Up
1	10:38	8:53	1:45	Kickoff	SEA 25	3	-4	0	-4	0	SEA 21	Punt
2	6:53	14:45	7:08	Punt	SEA 19	14	71	5	76	6	* LA 5	Field Goal
3	13:43	10:23	3:20	Punt	SEA 19	5	24	-10	14	1	SEA 33	Punt
4	8:55	4:19	4:36	Punt	SEA 12	8	20	18	38	2	50	Punt
5	1:04	0:00	1:04	Kickoff	SEA 14	7	35	0	35	2	LA 43	End of Half
6	15:00	10:52	4:08	Kickoff	SEA 25	6	25	0	25	1	50	Punt
7	6:20	3:38	2:42	Punt	SEA 10	5	26	0	26	2	SEA 36	Punt
8	14:10	12:41	1:29	Kickoff	SEA 25	3	4	0	4	0	SEA 29	Punt
9	9:14	6:31	2:43	Punt	SEA 9	7	40	-10	30	2	SEA 39	Punt
10	1:53	0:45	1:08	Punt	SEA 12	4	64	-5	59	1	LA 35	Fumble

(170) Average SEA 17

Los Angeles Rams

#	Time Recd	Time Lost	Time Poss	How Ball Obtained	Drive Began	# Play	Yds Gain	Yds Pen	Net Yds	1st Down	Last Scrm	How Given Up
1	15:00	10:38	4:22	Kickoff	LA 25	9	39	15	54	3	SEA 21	Field Goal
2	8:53	6:53	2:00	Punt	LA 39	3	15	-10	5	0	LA 44	Punt
3	14:45	13:43	1:02	Kickoff	LA 25	3	4	0	4	0	LA 29	Punt
4	10:23	8:55	1:28	Punt	LA 38	3	9	0	9	0	LA 47	Punt
5	4:19	1:04	3:15	Punt	LA 20	9	70	0	70	3	* SEA 10	Field Goal
6	10:52	6:20	4:32	Punt	LA 5	8	45	0	45	2	50	Punt
7	3:38	14:10	4:28	Punt	LA 13	9	63	-5	58	3	SEA 29	Field Goal
8	12:41	9:14	3:27	Punt	LA 32	5	3	19	22	2	SEA 46	Punt
9	6:31	1:53	4:38	Punt	LA 11	10	37	10	47	3	SEA 42	Punt
10	0:45	0:00	0:45	Fumble	LA 29	2	-2	15	13	1	LA 43	End of Game

(237) Average LA 24

*** inside opponent's 20**

Time of Possession by Quarter

	1st	2nd	3rd	4th	OT	Total
Visitor Seattle Seahawks	8:38	9:15	6:50	5:20		30:03
Home Los Angeles Rams	6:22	5:45	8:10	9:40		29:57

Kickoff Drive No.-Start Average

Seahawks: 4 - SEA 22

Rams: 2 - LA 25



Los Angeles Rams vs Tampa Bay Buccaneers
9/25/2016 at Raymond James Stadium

Ball Possession And Drive Chart

Los Angeles Rams

#	Time Recd	Time Lost	Time Poss	How Ball Obtained	Drive Began	# Play	Yds Gain	Yds Pen	Net Yds	1st Down	Last Scrm	How Given Up
1	15:00	11:58	3:02	Kickoff	LA 25	8	75	0	75	3	TB 44	Touchdown
2	9:56	8:45	1:11	Punt	LA 29	3	6	0	6	0	LA 35	Interception
3	8:45	7:38	1:07	Kickoff	LA 40	3	7	0	7	0	LA 47	Punt
4	6:08	2:26	3:42	Punt	LA 32	8	38	-5	33	2	TB 35	Field Goal
5	12:23	10:51	1:32	Kickoff	LA 25	3	23	0	23	1	LA 40	Fumble
6	6:03	3:04	2:59	Kickoff	LA 25	5	20	0	20	1	LA 45	Punt
7	2:23	0:22	2:01	Interception	TB 22	7	19	3	22	3	* TB 1	Touchdown
8	11:43	9:59	1:44	Punt	LA 11	3	9	0	9	0	LA 20	Punt
9	8:24	8:00	0:24	Punt	LA 20	3	0	0	0	0	LA 20	Punt
10	4:40	0:48	3:52	Missed FG	LA 31	8	69	0	69	5	* TB 1	Touchdown
11	8:55	4:38	4:17	Kickoff	LA 25	7	55	20	75	3	TB 43	Touchdown
12	2:15	1:42	0:33	Kickoff	LA 6	3	-1	0	-1	0	LA 5	Punt

(347) Average LA 29

Tampa Bay Buccaneers

#	Time Recd	Time Lost	Time Poss	How Ball Obtained	Drive Began	# Play	Yds Gain	Yds Pen	Net Yds	1st Down	Last Scrm	How Given Up
1	11:58	9:56	2:02	Kickoff	TB 25	3	11	-12	-1	0	TB 24	Punt
2	7:38	6:08	1:30	Punt	TB 8	3	8	0	8	0	TB 16	Punt
3	2:26	12:23	5:03	Kickoff	TB 25	9	80	-5	75	4	* LA 1	Touchdown
4	10:51	6:03	4:48	Fumble	LA 43	9	48	-5	43	4	* LA 3	Touchdown
5	3:04	2:23	0:41	Punt	TB 18	3	-6	15	9	1	TB 27	Interception
6	0:22	0:00	0:22	Kickoff	TB 25	1	-1	0	-1	0	TB 25	End of Half
7	15:00	11:43	3:17	Kickoff	TB 25	8	30	0	30	2	LA 45	Punt
8	9:59	8:24	1:35	Punt	TB 29	3	5	0	5	0	TB 34	Punt
9	8:00	4:40	3:20	Punt	TB 34	8	43	0	43	2	LA 23	Missed FG
10	0:48	11:39	4:09	Kickoff	TB 30	9	57	-10	47	4	* LA 13	Fumble
11	11:39	8:55	2:44	Kickoff	TB 25	7	61	14	75	4	* LA 1	Touchdown
12	4:38	2:15	2:23	Kickoff	TB 25	11	85	-10	75	4	* LA 7	Touchdown
13	1:42	0:00	1:42	Punt	TB 44	9	51	0	51	5	* LA 15	End of Game

(370) Average TB 28

* inside opponent's 20

Time of Possession by Quarter

	1st	2nd	3rd	4th	OT	Total
Visitor Los Angeles Rams	9:02	6:32	6:00	4:50		26:24
Home Tampa Bay Buccaneers	5:58	8:28	9:00	10:10		33:36

Kickoff Drive No.-Start Average

Rams: 6 - LA 24 Buccaneers: 7 - TB 26



Los Angeles Rams vs Arizona Cardinals
10/2/2016 at University of Phoenix Stadium

Ball Possession And Drive Chart

Los Angeles Rams

#	Time Recd	Time Lost	Time Poss	How Ball Obtained	Drive Began	# Play	Yds Gain	Yds Pen	Net Yds	1st Down	Last Scrm	How Given Up
1	13:23	11:22	2:01	Punt	LA 37	3	8	0	8	0	LA 45	Punt
2	5:27	1:59	3:28	Punt	LA 10	7	85	5	90	3	LA 35	Touchdown
3	12:19	8:42	3:37	Kickoff	LA 25	8	64	0	64	2	* ARZ 11	Field Goal
4	5:49	4:10	1:39	Punt	LA 3	3	6	0	6	0	LA 9	Punt
5	2:53	1:48	1:05	Interception	LA 20	3	7	0	7	0	LA 27	Punt
6	0:24	0:00	0:24	Kickoff	LA 25	1	-1	0	-1	0	LA 25	End of Half
7	15:00	13:12	1:48	Kickoff	LA 21	4	31	0	31	1	ARZ 43	Fumble
8	10:32	5:05	5:27	Fumble	LA 31	9	15	-10	5	2	LA 36	Punt
9	15:00	12:22	2:38	Kickoff	LA 25	5	36	0	36	1	ARZ 39	Downs
10	11:11	8:26	2:45	Fumble	LA 41	5	20	-10	10	1	ARZ 49	Punt
11	5:09	2:36	2:33	Punt	ARZ 19	5	19	0	19	2	* ARZ 4	Touchdown
12	1:27	1:01	0:26	Interception	LA 45	3	-2	0	-2	0	LA 43	Punt

(364) Average LA 30

Arizona Cardinals

#	Time Recd	Time Lost	Time Poss	How Ball Obtained	Drive Began	# Play	Yds Gain	Yds Pen	Net Yds	1st Down	Last Scrm	How Given Up
1	15:00	13:23	1:37	Kickoff	ARZ 25	3	1	0	1	0	ARZ 26	Punt
2	11:22	5:27	5:55	Punt	ARZ 14	11	45	0	45	4	LA 41	Punt
3	1:59	12:19	4:40	Kickoff	ARZ 25	12	64	4	68	4	* LA 7	Field Goal
4	8:42	5:49	2:53	Kickoff	ARZ 24	4	38	-5	33	1	LA 43	Punt
5	4:10	2:53	1:17	Punt	LA 45	3	12	0	12	1	LA 33	Interception
6	1:48	0:24	1:24	Punt	ARZ 20	8	80	0	80	5	* LA 5	Touchdown
7	13:12	10:32	2:40	Fumble	ARZ 48	5	21	0	21	1	LA 26	Fumble
8	5:05	0:00	5:05	Punt	ARZ 25	12	77	-5	72	4	* LA 3	Field Goal
9	12:22	11:11	1:11	Downs	ARZ 39	3	20	0	20	1	LA 42	Fumble
10	8:26	5:09	3:17	Punt	ARZ 5	5	25	0	25	1	ARZ 30	Punt
11	2:36	1:27	1:09	Kickoff	ARZ 15	5	20	5	25	2	ARZ 40	Interception
12	1:01	0:00	1:01	Punt	ARZ 31	6	17	15	32	2	LA 37	Interception

(326) Average ARZ 27

*** inside opponent's 20**

Time of Possession by Quarter

	1st	2nd	3rd	4th	OT	Total
Visitor Los Angeles Rams	5:29	6:45	7:15	8:22		27:51
Home Arizona Cardinals	9:31	8:15	7:45	6:38		32:09

Kickoff Drive No.-Start Average

Rams: 4 - LA 24 Cardinals: 4 - ARZ 22



Buffalo Bills vs Los Angeles Rams
10/9/2016 at Los Angeles Memorial Coliseum

Ball Possession And Drive Chart

Buffalo Bills

#	Time Recd	Time Lost	Time Poss	How Ball Obtained	Drive Began	# Play	Yds Gain	Yds Pen	Net Yds	1st Down	Last Scrm	How Given Up
1	9:31	2:22	7:09	Kickoff	BUF 24	12	81	-5	76	5	* LA 4	Touchdown
2	15:00	13:59	1:01	Fumble	BUF 37	2	58	5	63	2	* LA 5	Touchdown
3	12:15	10:19	1:56	Punt	BUF 11	3	9	0	9	0	BUF 20	Punt
4	7:46	6:35	1:11	Kickoff	BUF 10	3	2	5	7	0	BUF 17	Punt
5	1:56	0:00	1:56	Kickoff	BUF 25	10	70	0	70	4	* LA 5	Field Goal
6	15:00	13:18	1:42	Kickoff	BUF 22	3	4	0	4	0	BUF 26	Punt
7	8:05	5:23	2:42	Kickoff	BUF 22	6	7	15	22	1	BUF 44	Punt
8	1:48	14:07	2:41	Punt	BUF 37	5	24	0	24	1	LA 39	Punt
9	5:51	4:35	1:16	Kickoff	BUF 25	3	7	0	7	0	BUF 32	Punt
10	3:41	2:37	1:04	Downs	LA 25	3	30	-5	25	2	* LA 6	Touchdown
11	1:48	0:00	1:48	Interception	LA 14	3	-5	0	-5	0	* LA 18	End of Game

(374) Average BUF 34

Los Angeles Rams

#	Time Recd	Time Lost	Time Poss	How Ball Obtained	Drive Began	# Play	Yds Gain	Yds Pen	Net Yds	1st Down	Last Scrm	How Given Up
1	15:00	9:31	5:29	Kickoff	LA 21	12	65	-5	60	4	* BUF 19	Field Goal
2	2:22	0:00	2:22	Kickoff	LA 25	4	22	15	37	2	BUF 39	Fumble
3	13:59	12:15	1:44	Kickoff	LA 21	3	9	0	9	0	LA 30	Punt
4	10:19	7:46	2:33	Punt	LA 35	5	37	15	52	2	* BUF 13	Field Goal
5	6:35	1:56	4:39	Punt	LA 36	8	59	5	64	5	* BUF 1	Touchdown
6	13:18	8:05	5:13	Punt	LA 16	9	48	0	48	3	BUF 36	Field Goal
7	5:23	3:54	1:29	Punt	LA 14	3	17	0	17	1	LA 31	Interception
8	3:54	1:48	2:06	Kickoff	LA 16	3	-5	0	-5	0	LA 11	Punt
9	14:07	5:51	8:16	Punt	LA 7	13	94	-5	89	6	* BUF 4	Field Goal
10	4:35	3:41	0:54	Punt	LA 18	4	7	0	7	0	LA 23	Downs
11	2:37	1:48	0:49	Kickoff	LA 24	4	-8	0	-8	0	LA 16	Interception

(233) Average LA 21

*** inside opponent's 20**

Time of Possession by Quarter

	1st	2nd	3rd	4th	OT	Total
Visitor Buffalo Bills	7:09	6:04	6:12	5:01		24:26
Home Los Angeles Rams	7:51	8:56	8:48	9:59		35:34

Kickoff Drive No.-Start Average

Bills: 6 - BUF 21 Rams: 5 - LA 21



Los Angeles Rams vs Detroit Lions
10/16/2016 at Ford Field

Ball Possession And Drive Chart

Los Angeles Rams

#	Time Recd	Time Lost	Time Poss	How Ball Obtained	Drive Began	# Play	Yds Gain	Yds Pen	Net Yds	1st Down	Last Scrm	How Given Up
1	10:44	5:15	5:29	Kickoff	LA 25	10	75	0	75	5	DET 20	Touchdown
2	1:52	11:01	5:51	Punt	LA 16	11	84	0	84	6	* DET 1	Touchdown
3	3:07	0:00	3:07	Kickoff	LA 18	10	58	22	80	4	* DET 1	Downs
4	15:00	12:07	2:53	Kickoff	LA 10	3	6	-10	-4	0	LA 6	Punt
5	9:50	6:33	3:17	Kickoff	LA 25	6	75	0	75	3	* DET 15	Touchdown
6	4:56	14:09	5:47	Punt	LA 20	10	80	0	80	5	* DET 9	Touchdown
7	6:02	5:06	0:56	Kickoff	LA 25	3	5	-5	0	0	LA 25	Punt
8	1:29	1:01	0:28	Kickoff	LA 25	2	4	0	4	0	LA 29	Interception

(164) Average LA 20

Detroit Lions

#	Time Recd	Time Lost	Time Poss	How Ball Obtained	Drive Began	# Play	Yds Gain	Yds Pen	Net Yds	1st Down	Last Scrm	How Given Up
1	15:00	10:44	4:16	Kickoff	DET 25	8	75	0	75	4	* LA 7	Touchdown
2	5:15	1:52	3:23	Kickoff	DET 28	5	13	-5	8	1	DET 36	Punt
3	11:01	3:07	7:54	Kickoff	DET 25	14	80	-5	75	6	* LA 2	Touchdown
4	12:07	9:50	2:17	Punt	DET 40	5	60	0	60	2	* LA 4	Touchdown
5	6:33	4:56	1:37	Kickoff	DET 25	3	1	0	1	0	DET 26	Punt
6	14:09	6:02	8:07	Kickoff	DET 16	13	77	7	84	5	LA 23	Touchdown
7	5:06	1:29	3:37	Punt	DET 39	9	44	0	44	2	* LA 17	Field Goal
8	1:01	0:00	1:01	Interception	DET 45	2	-2	0	-2	0	DET 45	End of Game

(243) Average DET 30

*** inside opponent's 20**

Time of Possession by Quarter

	1st	2nd	3rd	4th	OT	Total
Visitor Los Angeles Rams	7:21	7:06	11:06	2:15		27:48
Home Detroit Lions	7:39	7:54	3:54	12:45		32:12

Kickoff Drive No.-Start Average

Rams: 6 - LA 21 Lions: 5 - DET 24



2016 RAMS KICKOFF ANALYSIS

Opponent	No.	No. in EZ	TB	Opp. Ret.	Ret. Yds.	Ret. Avg.	Squib	Out of Bounds	Onside Rec/Att
at San Francisco	1	1	1	0	0	0.0	0	0	0/0
vs. Seattle	4	4	3	1	20	20.0	0	0	0/0
at Tampa Bay	7	7	7	0	0	0.0	0	0	0/0
at Arizona	4	3	2	2	38	19.0	0	0	0/0
vs. Buffalo	6	4	2	4	90	22.5	0	0	0/0
at Detroit	5	4	3	2	39	19.5	0	0	0/0
vs. NY Giants	-	-	-	-	-	-	-	-	-/-
vs. Carolina	-	-	-	-	-	-	-	-	-/-
at NY Jets	-	-	-	-	-	-	-	-	-/-
vs. Miami	-	-	-	-	-	-	-	-	-/-
at New Orleans	-	-	-	-	-	-	-	-	-/-
at New England	-	-	-	-	-	-	-	-	-/-
vs. Atlanta	-	-	-	-	-	-	-	-	-/-
at Seattle	-	-	-	-	-	-	-	-	-/-
vs. San Francisco	-	-	-	-	-	-	-	-	-/-
vs. Arizona	-	-	-	-	-	-	-	-	-/-
TOTAL	25	23	18	9	187	20.3	0	0	0/0



2016 WEEKLY TEAM RANKINGS

	NFL RANKINGS						NFC RANKINGS					
	OFFENSE			DEFENSE			OFFENSE			DEFENSE		
	Overall	Rush	Pass	Overall	Rush	Pass	Overall	Rush	Pass	Overall	Rush	Pass
Week 1	31	T-24	31	12	28	6	16	T-13	16	7	15	5
Week 2	32	T-28	32	10	19	9	16	T-14	16	7	10	5
Week 3	32	22	31	18	16	17	16	11	16	9	9	10
Week 4	32	30	30	23	17	23	16	15	15	11	10	12
Week 5	32	28	30	18	28	14	16	14	15	10	14	7
Week 6	31	28	28	17	23	16	15	13	15	8	13	8
Week 7	-/-	-/-	-/-	-/-	-/-	-/-	-/-	-/-	-/-	-/-	-/-	-/-
Week 8	-/-	-/-	-/-	-/-	-/-	-/-	-/-	-/-	-/-	-/-	-/-	-/-
Week 9	-/-	-/-	-/-	-/-	-/-	-/-	-/-	-/-	-/-	-/-	-/-	-/-
Week 10	-/-	-/-	-/-	-/-	-/-	-/-	-/-	-/-	-/-	-/-	-/-	-/-
Week 11	-/-	-/-	-/-	-/-	-/-	-/-	-/-	-/-	-/-	-/-	-/-	-/-
Week 12	-/-	-/-	-/-	-/-	-/-	-/-	-/-	-/-	-/-	-/-	-/-	-/-
Week 13	-/-	-/-	-/-	-/-	-/-	-/-	-/-	-/-	-/-	-/-	-/-	-/-
Week 14	-/-	-/-	-/-	-/-	-/-	-/-	-/-	-/-	-/-	-/-	-/-	-/-
Week 15	-/-	-/-	-/-	-/-	-/-	-/-	-/-	-/-	-/-	-/-	-/-	-/-
Week 16	-/-	-/-	-/-	-/-	-/-	-/-	-/-	-/-	-/-	-/-	-/-	-/-
Week 17	-/-	-/-	-/-	-/-	-/-	-/-	-/-	-/-	-/-	-/-	-/-	-/-

2016 TURNOVER BREAKDOWN

OPPONENT	TAKEAWAYS			GIVEAWAYS			MARGIN	RESULT
	FUMBLES	INT	TOTAL	FUMBLES	INT	TOTAL		
@ SF	1	0	1	0	2	2	-1	L, 28-0
vs. SEA	1	0	1	0	0	0	+1	W, 9-3
@ TB	1	1	2	1	1	2	0	W, 37-32
@ ARI	2	3	5	1	0	1	+4	W, 17-13
vs. BUF	0	0	0	1	2	3	-3	L, 30-19
@ DET	0	0	0	0	1	1	-1	L, 31-28
vs. NYG	-	-	-	-	-	-	-	-
vs. CAR	-	-	-	-	-	-	-	-
@ NYJ	-	-	-	-	-	-	-	-
vs. MIA	-	-	-	-	-	-	-	-
@ NO	-	-	-	-	-	-	-	-
@ NE	-	-	-	-	-	-	-	-
vs. ATL	-	-	-	-	-	-	-	-
@ SEA	-	-	-	-	-	-	-	-
vs. SF	-	-	-	-	-	-	-	-
vs. ARI	-	-	-	-	-	-	-	-
TOTALS	5	4	9	3	6	9	0	3-3

	TAKEAWAYS			POINTS OFF TAKEAWAYS				
	FUMBLES	INT	TOTAL	TDS	FGs	TOTAL	SCORE %	POINTS
RAMS	5	4	9	2	0	2	22.2	14
OPPONENTS	3	6	9	6	0	6	66.6	40



2016 TEAM HIGHS AND LOWS

LOS ANGELES RAMS	HIGH	GAME	LOWS	GAME
Points	37	at Tampa Bay, 9/25/16	0	at San Francisco, 9/12/16
Points in a Half	20	at Tampa Bay, 9/25/16	0	at San Francisco, 9/12/16
First Downs	23	Twice, last at Detroit, 10/16/16	10	at San Francisco, 9/12/16
Rushing Attempts	33	at Tampa Bay, 9/25/16	22	at Detroit, 10/16/16
Rushing Yards	137	at Tampa Bay, 9/25/16	41	at Arizona, 10/2/16
Passing Attempts	35	at San Francisco, 9/12/16	26	at Tampa Bay, 9/25/16
Pass Completions	27	at Detroit, 10/16/16	14	at Tampa Bay, 9/25/16
Passing Yards	321	at Detroit, 10/16/16	130	at San Francisco, 9/12/16
Total Plays	64	vs. Buffalo, 10/9/16	55	Twice, last at Detroit, 10/16/16
Total net Yards	387	at Detroit, 10/16/16	185	at San Francisco, 9/12/16
Time of Possession	35:34	vs. Buffalo, 10/9/16	26:24	at Tampa Bay, 9/25/16
Interceptions Thrown	2	Twice, last vs. Buffalo, 10/9/16	0	Twice, last at Arizona, 10/2/16
Sacks Given Up	4	vs. Buffalo, 10/9/16	1	Twice, last at Detroit, 10/16/16
Penalties	10	at San Francisco, 9/12/16	6	vs. Buffalo, 10/9/16
Yards Penalized	102	at San Francisco, 9/12/16	40	vs. Buffalo, 10/9/16
OPPONENTS	HIGH	GAME	LOWS	GAME
Points	32	at Tampa Bay, 9/25/16	3	vs. Seattle, 9/18/16
Points in a Half	20	at Tampa Bay, 9/25/16	0	vs. Seattle, 9/18/16
First Downs	30	at Tampa Bay, 9/25/16	15	vs. Buffalo, 10/9/16
Rushing Attempts	42	at San Francisco, 9/12/16	22	at Tampa Bay, 9/25/16
Rushing Yards	193	vs. Buffalo, 10/9/16	67	vs. Seattle, 9/18/16
Passing Attempts	58	at Tampa Bay, 9/25/16	23	vs. Buffalo, 10/9/16
Pass Completions	36	at Tampa Bay, 9/25/16	12	vs. Buffalo, 10/9/16
Passing Yards	405	at Tampa Bay, 9/25/16	124	vs. Buffalo, 10/9/16
Total Plays	82	at Tampa Bay, 9/25/16	52	vs. Buffalo, 10/9/16
Total net Yards	472	at Tampa Bay, 9/25/16	305	vs. Buffalo, 10/9/16
Time of Possession	33:36	at Tampa Bay, 9/25/16	24:26	vs. Buffalo, 10/9/16
Interceptions Thrown	3	at Arizona, 10/2/16	0	Four times, last at Detroit, 10/16/16
Sacks Given Up	3	at Arizona, 10/2/16	0	at San Francisco, 9/12/16
Penalties	10	vs. Seattle, 9/18/16	2	at San Francisco, 9/12/16
Yards Penalized	114	vs. Seattle, 9/18/16	2	at San Francisco, 9/12/16



2016 RAMS BESTS

RUSHING ATTEMPTS	NO.	OPPONENT	RECEIVING YARDS	YDS.	OPPONENT
	33	Buccaneers		321	Lions
RUSHING YARDS	YDS.	OPPONENT	LONGEST RECEPTION	YDS.	OPPONENT
	137	Buccaneers		65t	Cardinals
YARDS PER CARRY (MIN. 10 ATT.)	YDS.	OPPONENT	FIELD GOALS	NO.	OPPONENT
	4.2	Buccaneers		4	Bills
LONGEST RUSH	YDS.	OPPONENT	LONGEST FIELD GOAL	YDS.	OPPONENT
	22	Buccaneers		54	Bills
PASS ATTEMPTS	NO.	OPPONENT	MOST KICKOFF RETURNS	NO.	OPPONENT
	35	49ers		4	Bills
PASS COMPLETIONS	NO.	OPPONENT	LONGEST KICKOFF RETURN	YDS.	OPPONENT
	27	Lions		44	Buccaneers
PASSING YARDS	YDS.	OPPONENT	MOST PUNT RETURNS	NO.	OPPONENT
	321	Lions		4	49ers
RECEPTIONS	NO.	OPPONENT	LONGEST PUNT RETURN	YDS.	OPPONENT
	27	Lions		28	49ers



2016 OPPONENTS BESTS

RUSHING ATTEMPTS	NO.	OPPONENT	RECEIVING YARDS	YDS.	OPPONENT
	42	49ers		405	Buccaneers
RUSHING YARDS	YDS.	OPPONENT	LONGEST RECEPTION	YDS.	OPPONENT
	193	Bills		61	Lions
YARDS PER CARRY (MIN. 10 ATT.)	YDS.	OPPONENT	FIELD GOALS	NO.	OPPONENT
	71	Bills		2	Cardinals
LONGEST RUSH	YDS.	OPPONENT	LONGEST FIELD GOAL	YDS.	OPPONENT
	53	Bills		34	Lions
PASS ATTEMPTS	NO.	OPPONENT	MOST KICKOFF RETURNS	NO.	OPPONENT
	58	Buccaneers		4	Bills
PASS COMPLETIONS	NO.	OPPONENT	LONGEST KICKOFF RETURN	YDS.	OPPONENT
	36	Buccaneers		27	Bills
PASSING YARDS	YDS.	OPPONENT	MOST PUNT RETURNS	NO.	OPPONENT
	405	Buccaneers		3	Cardinals
RECEPTIONS	NO.	OPPONENT	LONGEST PUNT RETURN	YDS.	OPPONENT
	36	Buccaneers		19	Cardinals



THE LAST TIME...

Team Totals

SHUTOUT

RAMS: 28-0, @ San Francisco (9/12/16)
OPP: 27-0, @ Pittsburgh (12/24/11)

40 POINTS

RAMS: 42, vs. Chicago (11/24/13)
OPP: 45, vs. New England (10/28/12)

50 POINTS

RAMS: 52, vs. Oakland (11/30/14)
OPP: 54, @ Kansas City (10/22/00)

OVERTIME WIN

RAMS: 34-31, vs. Seattle (9/13/15)
OPP: 19-16, @ San Francisco (1/3/16)

TWO-POINT ATTEMPT MADE

RAMS: Jared Cook pass from Nick Foles, vs. San Francisco (11/1/15)
OPP: Teddy Bridgewater runs, @ Minnesota (11/8/15)

TWO-POINT ATTEMPT FAILED

RAMS: Case Keenum rush failed, @ Tampa Bay (9/25/16)
OPP: Jameis Winston pass failed, @ Tampa Bay (9/25/16)

SAFETY RECORDED

RAMS: James Laurinaitis tackled Mike Davis in the end zone, vs. San Francisco (11/1/15)
OPP: John Abraham sacked Kellen Clemens in the end zone, @ Arizona (12/8/13)

Offensive Totals

200 YARDS IN RUSHING OFFENSE

RAMS: 203, vs. Detroit (12/13/15)
OPP: 219, vs. San Francisco (9/26/13)

300 YARDS IN RUSHING OFFENSE

RAMS: 337, vs. Carolina (11/11/01)
OPP: 352, @ Philadelphia (10/5/14)

400 YARDS IN TOTAL OFFENSE

RAMS: 466, @ Philadelphia (10/5/14)
OPP: 420, @ Arizona (10/2/16)

500 YARDS IN TOTAL OFFENSE

RAMS: 524, vs. San Diego (10/10/02)
OPP: 509, vs. Tampa Bay (12/17/15)

600 YARDS IN TOTAL OFFENSE

RAMS: 614, vs. San Diego (10/1/00)
OPP: Never Happened

100 YARDS RUSHING

RAMS: 140, Todd Gurley, vs. Detroit (12/13/15)
OPP: 150, LeSean McCoy, vs. Buffalo (10/9/16)

200 YARDS RUSHING

RAMS: 202, Marshall Faulk, @ Carolina (12/23/01)
OPP: 212, Adrian Peterson, vs. Minnesota (12/16/12)

300 YARDS PASSING

RAMS: 321, Case Keenum, @ Detroit (10/16/16)
OPP: 405, Jameis Winston, @ Tampa Bay (9/25/16)

400 YARDS PASSING

RAMS: 442, Marc Bulger, @ NY Giants (10/2/05)
OPP: 405, Jameis Winston, @ Tampa Bay (9/25/16)



THE LAST TIME...

Offensive Totals Continued

100 YARDS RECEIVING

RAMS: 136, Kenny Britt, @ Detroit (10/16/16)
OPP: 165, Golden Tate, @ Detroit (10/16/16)

200 YARDS RECEIVING

RAMS: 200, Torry Holt, @ San Francisco (11/3/03)
OPP: 204, Plaxico Burress, @ NY Giants (10/2/05)

300 YARDS RECEIVING

RAMS: 336 (NFL RECORD), Willie "Flipper" Anderson, vs. New Orleans (11/26/89)
OPP: Never Happened

THREE TOUCHDOWNS IN A GAME

RAMS: Tre Mason (2 rushing, 1 receiving), vs. Oakland (11/30/14)
OPP: Maurice Jones-Drew (3 rushing), @ Jacksonville (10/18/09)

THREE RUSHING TOUCHDOWNS IN A GAME

RAMS: Steven Jackson, vs. Dallas (10/19/08)
OPP: Maurice Jones-Drew, @ Jacksonville (10/18/09)

THREE RECEIVING TOUCHDOWNS IN A GAME

RAMS: Torry Holt, vs. Seattle (10/15/06)
OPP: Torrey Smith, vs. Baltimore (9/25/11)

THREE PASSING TOUCHDOWNS IN A GAME

RAMS: Case Keenum, @ Detroit (10/16/16)
OPP: Matthew Stafford (four), @ Detroit (10/16/16)

FOUR TOUCHDOWNS IN A GAME

RAMS: Steven Jackson (3 rushing, 1 receiving), @ Minnesota (12/31/06)
OPP: Ron Moore (4 rushing), @ Phoenix (12/4/93)

FOUR RUSHING TOUCHDOWNS IN A GAME

RAMS: Marshall Faulk, vs. Minnesota (12/10/00)
OPP: Ron Moore, @ Phoenix (12/4/93)

FOUR RECEIVING TOUCHDOWNS IN A GAME

RAMS: Isaac Bruce, vs. San Francisco (10/10/99)
OPP: Mike Ditka, vs. Chicago (10/13/63)

FOUR PASSING TOUCHDOWNS IN A GAME

RAMS: Marc Bulger, vs. San Diego (11/10/02)
OPP: Matthew Stafford, @ Detroit (10/16/16)

FIVE PASSING TOUCHDOWNS IN A GAME

RAMS: Kurt Warner, vs. San Francisco (10/10/99)
OPP: Dan Marino, vs. Miami (12/14/86)

TWO 100-YARD RECEIVERS, SAME GAME

RAMS: 167, Isaac Bruce vs. Washington (12/24/06)
102, Steven Jackson
OPP: 132, Mike Evans, @ Tampa Bay (9/25/16)
100, Adam Humphries

THREE 100-YARD RECEIVERS, SAME GAME

RAMS: 167, Isaac Bruce @ San Diego (10/1/00)
114, Marshall Faulk
104, Az-Zahir Hakim
OPP: 106, DeSean Jackson @ Philadelphia (9/7/08)
104, Greg Lewis
102, Hank Baskett



THE LAST TIME...

Offensive Totals Continued

100-YARD RUSHER, 100-YARD RECEIVER, SAME GAME

RAMS:	Tre Mason	117 rushing	vs. Oakland (11/30/14)
	Stedman Bailey	100 receiving	
OPP:	Andre Williams	110 rushing	vs. NY Giants (12/21/14)
	Odell Beckham Jr.	148 receiving	
	Rueben Randle	132 receiving	

TWO 100-YARD RUSHERS, SAME GAME

RAMS:	183, Marshall Faulk, vs. Carolina (11/11/01)
	145, Trung Candidate
OPP:	136, Clinton Portis, vs. Washington (12/4/05)
	118, Rock Cartwright

300-YARD PASSER, 100-YARD RECEIVER, SAME GAME

RAMS:	Case Keenum	321 passing	@ Detroit (10/16/16)
	Kenny Britt	136 receiving	
OPP:	Jameis Winston	405 passing	@ Tampa Bay (9/25/16)
	Mike Evans	132 receiving	
	Adam Humphries	100 receiving	

300-YARD PASSER, 100-YARD RECEIVER, 100-YARD RUSHER, SAME GAME

RAMS:	Marc Bulger	388 passing	vs. Washington (12/24/06)
	Isaac Bruce	148 receiving	
	Steven Jackson	102 receiving	
	Steven Jackson	150 rushing	
OPP:	Eli Manning	390 passing	vs. NY Giants (12/21/14)
	Odell Beckham Jr.	148 receiving	
	Rueben Randle	132 receiving	
	Andre Williams	110 rushing	

300-YARD PASSER, TWO 100-YARD RECEIVERS, SAME GAME

RAMS:	Marc Bulger	388 passing	vs. Washington (12/24/06)
	Isaac Bruce	148 receiving	
	Steven Jackson	102 receiving	
OPP:	Jameis Winston	405 passing	@ Tampa Bay (9/25/16)
	Mike Evans	132 receiving	
	Adam Humphries	100 receiving	

300-YARD PASSER, THREE 100-YARD RECEIVERS, SAME GAME

RAMS:	Kurt Warner	390 passing	@ San Diego (10/1/00)
	Isaac Bruce	167 receiving	
	Marshall Faulk	116 receiving	
	Az-Zahir Hakim	104 receiving	
OPP:	Donovan McNabb	361 passing	@ Philadelphia (9/7/08)
	DeSean Jackson	106 receiving	
	Greg Lewis	104 receiving	
	Hank Baskett	102 receiving	

300-YARD PASSER, 100-YARD RUSHER, TWO 100-YARD RECEIVERS, SAME GAME

RAMS:	Marc Bulger	388 passing	vs. Washington (12/24/06)
	Steven Jackson	150 rushing	
	Isaac Bruce	148 receiving	
	Steven Jackson	102 receiving	
OPP:	Eli Manning	390 passing	vs. NY Giants (12/21/14)
	Odell Beckham Jr.	148 receiving	
	Rueben Randle	132 receiving	
	Andre Williams	110 rushing	

300-YARD PASSER, 100-YARD RUSHER, THREE 100-YARD RECEIVERS, SAME GAME

RAMS:	Kurt Warner	390 passing	@ San Diego (10/1/00)
	Justin Watson	102 rushing	
	Isaac Bruce	167 receiving	
	Marshall Faulk	116 receiving	
	Az-Zahir Hakim	104 receiving	
OPP:	Never Happened		



THE LAST TIME...

Defensive Totals

SIX OR MORE TEAM SACKS IN A GAME

RAMS: 6, vs. Seattle (9/13/15)
OPP: 7, @ Kansas City (10/26/14)

THREE OR MORE INDIVIDUAL SACKS IN A GAME

RAMS: 3, William Hayes, @ Seattle (12/27/15)
OPP: 3, Lorenzo Alexander, vs. Buffalo (10/9/16)

TWO INTERCEPTIONS IN A GAME

RAMS: 2, Trumaine Johnson, vs. Oakland (11/30/14)
OPP: 2, Nickell Robey-Coleman, vs. Buffalo (10/9/16)

THREE INTERCEPTIONS IN A GAME

RAMS: 3, Keith Lyle, @ Atlanta (12/15/96)
OPP: 3, Ron Bolton, @ Cleveland (11/27/77)

INTERCEPTION RETURNED FOR A TOUCHDOWN

RAMS: 58, Trumaine Johnson, vs. Detroit (12/13/15)
OPP: 41, Nickell Robey-Coleman, vs. Buffalo (10/9/16)

FUMBLE RETURNED FOR A TOUCHDOWN

RAMS: 77, Ethan Westbrooks, @ Tampa Bay (9/25/16)
OPP: 8, Cary Williams, vs. Seattle (9/13/15)

Special Teams Totals

KICKOFF RETURNED FOR A TOUCHDOWN

RAMS: 99, Chris Johnson, vs. Seattle (11/25/05)
OPP: 99, Knile Davis, @ Kansas City (10/26/14)

PUNT RETURNED FOR A TOUCHDOWN

RAMS: 75, Tavon Austin, vs. Seattle (9/13/15)
OPP: 57, Tyler Lockett, vs. Seattle (9/13/15)

PUNT BLOCKED

RAMS: T.J. McDonald (M. Koenen), @ Tampa Bay (9/14/14)
OPP: James Casey (Hekker), @ Philadelphia (10/5/14)

BLOCKED PUNT RETURNED FOR A TOUCHDOWN

RAMS: Brandon Chillar, vs. Jacksonville (10/30/05)
29-yard return of Chris Hanson punt; Blocked by Drew Wahlroos
OPP: Chris Maragos, @ Philadelphia (10/5/14)
10-yard return of Johnny Hekker punt; Blocked by James Casey

FIELD GOAL ATTEMPT BLOCKED

RAMS: Daren Bates (J. Brown), vs. NY Giants (12/21/14)
OPP: Dontae Johnson (G. Zuerlein), @ San Francisco (1/3/16)

BLOCKED FIELD GOAL ATTEMPT RETURNED FOR A TOUCHDOWN

RAMS: LeRoy Irvin, vs. San Francisco (9/14/86)
65-yard return of Ray Wersching 44-yard attempt; Blocked by Jery Gray; Mike Wilcher recovered and lateraled to Irvin
OPP: Kevin Ross, vs. Atlanta (10/12/95)
83-yard return of Steve McLaughlin 28-yard attempt; Blocked by Roger Harper

FOUR OR MORE FIELD GOALS

RAMS: 4, Greg Zuerlein, vs. Buffalo (10/9/16)
OPP: 4, Phil Dawson, @ San Francisco (1/3/16)

PAT BLOCKED

RAMS: Cam Thomas (Carpenter), vs. Buffalo (10/9/16)
OPP: Lawrence Guy, @ Baltimore (11/22/15)

PAT ATTEMPT FAILED

RAMS: Greg Zuerlein, @ Washington (12/7/14)
OPP: Roberto Aguayo, @ Tampa Bay (9/25/16)



2016 EXPLOSIVES

PASS EXPLOSIVES (20+ Yards)

Los Angeles Rams						Opponents					
<u>YDS</u>	<u>RECEIVER</u>	<u>PASSER</u>	<u>QTR</u>	<u>DATE</u>	<u>TEAM</u>	<u>YDS</u>	<u>RECEIVER</u>	<u>PASSER</u>	<u>QTR</u>	<u>DATE</u>	<u>TEAM</u>
65t	Brian Quick	Case Keenum	1	10/2/16	@ ARI	61	Golden Tate	Matthew Stafford	3	10/16/16	@ DET
47	Kenny Britt	Case Keenum	3	10/16/16	@ DET	53	Tyler Lockett	Russell Wilson	4	9/18/16	SEA
44	Lance Kendricks	Case Keenum	2	9/18/16	SEA	35	Carlos Hyde	Blaine Gabbert	4	9/12/16	@ SF
44t	Brian Quick	Case Keenum	1	9/25/16	@ TB	35	Tyler Lockett	Russell Wilson	1	9/18/16	SEA
43t	Tavon Austin	Case Keenum	4	9/25/16	@ TB	34	Golden Tate	Matthew Stafford	1	10/16/16	@ DET
43	Kenny Britt	Case Keenum	2	10/16/16	@ DET	33	Charles Sims	Jameis Winston	4	9/25/16	@ TB
36	Kenny Britt	Case Keenum	3	9/18/16	SEA	31	Adam Humphries	Jameis Winston	1	9/25/16	@ TB
34	Kenny Britt	Case Keenum	2	10/2/16	@ ARI	29	Adam Humphries	Jameis Winston	4	9/25/16	@ TB
33	Todd Gurley	Case Keenum	3	10/2/16	@ ARI	29	John Brown	Carson Palmer	4	10/2/16	@ ARI
31	Kenny Britt	Case Keenum	4	10/2/16	@ ARI	29	Charles Clay	Tyrod Taylor	1	10/9/16	BUF
31	Tavon Austin	Case Keenum	2	10/9/16	BUF	24	J.J. Nelson	Carson Palmer	3	10/2/16	@ ARI
31	Brian Quick	Case Keenum	4	10/9/16	BUF	24	David Johnson	Carson Palmer	3	10/2/16	@ ARI
28	Kenny Britt	Case Keenum	1	10/9/16	BUF	23t	Golden Tate	Matthew Stafford	4	10/16/16	@ DET
27	Tavon Austin	Case Keenum	3	9/18/16	SEA	20	Cameron Brate	Jameis Winston	2	9/25/16	@ TB
26	Malcolm Brown	Case Keenum	4	10/9/16	BUF	20	John Brown	Carson Palmer	2	10/2/16	@ ARI
24	Todd Gurley	Case Keenum	1	10/9/16	BUF	20	John Brown	Carson Palmer	3	10/2/16	@ ARI
23	Lance Kendricks	Case Keenum	2	10/2/16	@ ARI						
22	Kenny Britt	Case Keenum	2	9/12/16	@ SF						
22	Kenny Britt	Case Keenum	2	9/12/16	@ SF						
21	Lance Kendricks	Case Keenum	3	10/9/16	BUF						
20t	Kenny Britt	Case Keenum	1	10/16/16	@ DET						

RUN EXPLOSIVES (10+ Yards)

Los Angeles Rams					Opponents				
<u>YDS</u>	<u>RUSHER</u>	<u>QTR</u>	<u>DATE</u>	<u>TEAM</u>	<u>YDS</u>	<u>RUSHER</u>	<u>QTR</u>	<u>DATE</u>	<u>TEAM</u>
22	Benny Cunningham	1	9/25/16	@ TB	53	LeSean McCoy	2	10/9/16	BUF
16	Todd Gurley	3	9/25/16	@ TB	31	David Johnson	2	10/2/16	@ ARI
16	Todd Gurley	3	10/9/16	BUF	24	LeSean McCoy	4	10/9/16	BUF
15	Todd Gurley	1	10/16/16	@ DET	23	Charles Sims	4	9/25/16	@ TB
14	Tavon Austin	2	9/25/16	@ TB	22	Tyrod Taylor	1	10/9/16	BUF
13	Case Keenum	4	10/2/16	@ ARI	20	Russell Wilson	1	9/18/16	SEA
13	Todd Gurley	2	10/16/16	@ DET	19	Zach Zenner	4	10/16/16	@ DET
12	Todd Gurley	2	10/9/16	BUF	18	Carlos Hyde	1	9/12/16	@ SF
11	Todd Gurley	4	9/18/16	SEA	18	Chris Johnson	2	10/2/16	@ ARI
10	Todd Gurley	3	9/12/16	@ SF	17	LeSean McCoy	2	10/9/16	BUF
					16	Christine Michael	3	9/18/16	SEA
					15	LeSean McCoy	1	10/9/16	BUF
					15	Zach Zenner	1	10/16/16	@ DET
					13	LeSean McCoy	3	10/9/16	BUF
					12	Christine Michael	2	9/18/16	SEA
					11t	Carlos Hyde	1	9/12/16	@ SF
					11	Blaine Gabbert	1	9/12/16	@ SF
					11	Christine Michael	3	9/18/16	SEA
					11	David Johnson	3	10/2/16	@ ARI
					10	Christine Michael	3	9/18/16	SEA
					10	Jameis Winston	4	9/25/16	@ TB
					10	David Johnson	1	10/2/16	@ ARI

PUNT RETURN EXPLOSIVES (20+ Yards)

Los Angeles Rams					Opponents				
<u>YDS</u>	<u>RETURNER</u>	<u>QTR</u>	<u>DATE</u>	<u>TEAM</u>	<u>YDS</u>	<u>RETURNER</u>	<u>QTR</u>	<u>DATE</u>	<u>TEAM</u>
47	Tavon Austin	4	10/2/16	@ ARI					
28	Tavon Austin	3	9/12/16	SF					

KICK RETURN EXPLOSIVES (30+ Yards)

Los Angeles Rams					Opponents				
<u>YDS</u>	<u>RETURNER</u>	<u>QTR</u>	<u>DATE</u>	<u>TEAM</u>	<u>YDS</u>	<u>RETURNER</u>	<u>QTR</u>	<u>DATE</u>	<u>TEAM</u>
44	Benny Cunningham	1	9/25/16	@ TB					
32	Benny Cunningham	4	9/12/16	@ SF					
30	Benny Cunningham	3	10/16/16	@ DET					



2016 EXPLOSIVES

INTERCEPTION RETURN EXPLOSIVES (20+ Yards)

Los Angeles Rams					Opponents				
<u>YDS</u>	<u>RETURNER</u>	<u>QTR</u>	<u>DATE</u>	<u>TEAM</u>	<u>YDS</u>	<u>RETURNER</u>	<u>QTR</u>	<u>DATE</u>	<u>TEAM</u>
					41t	Nickell Robey-Coleman	3	10/9/16	BUF
					38t	Kwon Alexander	1	9/25/16	@ TB

FUMBLE RETURN EXPLOSIVES (20+ Yards)

Los Angeles Rams					Opponents				
<u>YDS</u>	<u>RETURNER</u>	<u>QTR</u>	<u>DATE</u>	<u>TEAM</u>	<u>YDS</u>	<u>RETURNER</u>	<u>QTR</u>	<u>DATE</u>	<u>TEAM</u>
77t	Ethan Westbrooks	4	9/25/16	@ TB					



2016 WEEKLY LEADERS | LOS ANGELES RAMS

GAME	SCORING	CARRIES	RUSHING YARDS	RECEIVING YARDS	TACKLES	SACKS	INTs	SP. TEAMS TACKLES
@ SF	N/A	T. Gurley, 17	T. Gurley, 47	K. Britt, 67	A. Ogletree, 16	N/A	N/A	C. Reynolds, 2
SEA	G. Zuerlein, 9	T. Gurley, 19	T. Gurley, 51	K. Britt, 94	M. Barron, 13	R. Quinn, 1.0 W. Hayes, 1.0	N/A	B. Cunningham, 1
@ TB	G. Zuerlein, 7	T. Gurley, 27	T. Gurley, 85	T. Austin, 82	A. Ogletree, 12	R. Quinn, 1.0	M. Barron, 1	B. Hager, 1 C. Littleton, 1
@ ARI	B. Quick, 12	T. Gurley, 33	T. Gurley, 33	K. Britt, 82	A. Ogletree, 8 M. Barron, 8	A. Donald, 1.5	M. Barron, 1 T. Johnson, 1 T. McDonald, 1	Five players, 1
BUF	G. Zuerlein, 13	T. Gurley, 23	T. Gurley, 72	K. Britt, 75	A. Ogletree, 10 M. Barron, 10	E. Westbrooks 1.0	N/A	M. Christian, 2
@ DET	K. Britt, 12	T. Gurley, 14	T. Gurley, 58	K. Britt, 136	A. Ogletree 11	A. Donald, 1.0	N/A	Four players, 1
NYG								
CAR								
@ NYJ								
MIA								
@ NO								
@ NE								
ATL								
@ SEA								
SF								
ARI								





RAMS RECORDS

RAMS ALL-TIME LEADERS



Bold denotes player active with Rams

Italics denotes rookie

CAREER RUSHING

	Years	Att.	Yards	Avg.	Long	TD
1.	Jackson, Steven.....2004-12	2,395	10,135	4.2	59t	56
2.	Dickerson, Eric.....1983-87	1,525	7,245	4.8	85t	56
3.	Faulk, Marshall.....1999-2006	1,447	6,959	4.8	71t	58
4.	McCutcheon, Lawrence.....1973-79	1,435	6,186	4.3	48	23
5.	Bass, Dick.....1960-69	1,218	5,417	4.5	73t	34
6.	Towler, Dan.....1950-55	672	3,493	5.2	79t	44
7.	Josephson, Les.....1964-67, 69-74	797	3,407	4.3	75	17
8.	Younger, Paul (Tank).....1949-57	682	3,296	4.8	75t	17
9.	Tyler, Wendell.....1977-82	720	3,266	4.5	69t	33
10.	Bryant, Cullen.....1973-81, 87	802	3,119	3.9	26	20

SEASON RUSHING

	Year	Att.	Yds.	Avg.	Long	TD
1.	Dickerson, Eric.....1984	379	2,105	5.6	66	14
2.	Dickerson, Eric.....1986	404	1,821	4.5	42t	11
3.	Dickerson, Eric.....1983	390	1,808	4.6	85t	18
4.	Jackson, Steven.....2006	346	1,528	4.4	59t	13
5.	Bettis, Jerome.....1993	294	1,429	4.9	71t	7
6.	Jackson, Steven.....2009	324	1,416	4.4	58	4
7.	Faulk, Marshall.....2001	260	1,382	5.3	71t	12
8.	Faulk, Marshall.....1999	253	1,381	5.5	58	7
9.	White, Charles.....1987	324	1,374	4.2	58	11
10.	Faulk, Marshall.....2000	253	1,359	5.4	36	18

CAREER PASSING (Based on Yards)

	Years	Att.	Comp.	Yards	Pct.	TD	Int.
1.	Everett, Jim.....1986-93	3,277	1,847	23,758	.564	142	123
2.	Bulger, Marc.....2001-09	3,171	1,969	22,814	.621	122	93
3.	Gabriel, Roman.....1962-72	3,313	1,705	22,223	.515	154	112
4.	Van Brocklin, Norm.....1949-57	1,897	1,011	16,114	.533	118	127
5.	Warner, Kurt.....1998-03	1,688	1,121	14,447	.664	102	65
6.	Waterfield, Bob.....1945-52	1,618	814	11,893	.503	99	128
7.	Bradford, Sam.....2010-	1,760	1,032	11,065	.586	59	38
8.	Ferragamo, Vince.....1977-84	1,288	730	9,376	.567	70	71
9.	Haden, Pat.....1976-81	1,363	731	9,296	.536	52	60
10.	Wade, Bill.....1954-60	1,116	602	8,572	.539	56	68

CAREER PASSING (Based on Rating; Minimum 1,500 Attempts)

	Years	Att.	Comp.	Yards	Pct.	TD	Int.	Rating
1.	Warner, Kurt.....1998-03	1,688	1,121	14,447	.664	102	65	97.2
2.	Bulger, Marc.....2001-09	3,171	1,969	22,814	.621	122	93	84.4
3.	Everett, Jim.....1986-93	3,277	1,847	23,758	.564	142	123	78.1
4.	Bradford, Sam.....2010-	1,760	1,032	11,065	.586	59	38	79.3
5.	Van Brocklin, Norm..1949-57	1,897	1,011	16,114	.533	118	127	74.7

SEASON PASSING (Based on Yards)

	Year	Att.	Comp.	Yards	Pct.	TD	Int.
1.	Warner, Kurt.....2001	546	375	4,830	68.7	36	22
2.	Warner, Kurt.....1999	499	325	4,353	65.1	41	13
3.	Everett, Jim.....1989	518	304	4,310	58.7	29	17
4.	Bulger, Marc.....2006	588	370	4,301	63.0	24	8
5.	Everett, Jim.....1990	554	307	3,989	55.4	23	17
6.	Everett, Jim.....1988	517	308	3,964	59.6	31	18
	Bulger, Marc.....2004	485	321	3,964	66.2	21	14
8.	Bulger, Marc.....2003	532	336	3,845	63.2	22	22
9.	Bradford, Sam.....2012	551	328	3,702	59.5	21	13
10.	<i>Bradford, Sam.....2010</i>	590	354	3,512	60.0	18	15



CAREER RECEPTIONS

	Years	No.	Yards	Avg.	Long	TD
1.	Bruce, Isaac.....1994-2007	942	14,109	15.0	80t	84
2.	Holt, Torry.....1999-2008	869	12,660	14.6	85t	74
3.	Ellard, Henry.....1983-93	593	9,761	16.5	81t	48
4.	Faulk, Marshall (RB).....1999-2006	470	4,071	8.7	72t	27
5.	Jackson, Steven (RB).....2004-12	407	3,324	8.2	64t	8
6.	Fears, Tom.....1948-56	400	5,397	13.4	80t	38
7.	Hirsch, Elroy.....1949-57	343	6,299	18.4	91t	53
8.	Snow, Jack.....1965-75	340	6,012	17.7	84t	45
9.	Phillips, Jim.....1958-64	333	4,953	14.9	93t	27
10.	Benton, Jim.....1938-40, 42, 44-47	275	4,566	16.6	84t	42

SEASON RECEPTIONS

	Year	No.	Yards	Avg.	Long	TD
1.	Bruce, Isaac.....1995	119	1,781	15.0	72	13
2.	Holt, Torry.....2003	117	1,696	14.5	48	12
3.	Holt, Torry.....2005	102	1,331	13.0	44	9
4.	Holt, Torry.....2004	94	1,372	14.6	75t	10
5.	Holt, Torry.....2007	93	1,189	12.8	40	7
	Holt, Torry.....2006	93	1,188	12.8	67t	10
7.	Holt, Torry.....2002	91	1,302	14.3	58	4
8.	Jackson, Steven.....2006	90	806	9.0	64t	3
9.	Bruce, Isaac.....2004	89	1,292	14.5	56	6
10.	Bruce, Isaac.....2000	87	1,471	16.9	78t	9
	Faulk, Marshall (RB).....1999	87	1,048	12.0	57t	5

CAREER RECEIVING YARDS

	Years	No.	Yards	Avg.	Long	TD
1.	Bruce, Isaac.....1994-2007	942	14,109	15.0	80t	84
2.	Holt, Torry.....1999-2008	869	12,660	14.6	85t	74
3.	Ellard, Henry.....1983-93	593	9,761	16.6	81t	48
4.	Hirsch, Elroy.....1949-57	343	6,299	18.4	91t	53
5.	Snow, Jack.....1965-75	340	6,012	17.7	84t	45
6.	Fears, Tom.....1948-56	400	5,397	13.4	80t	38
7.	Anderson, Willie.....1988-94	259	5,246	20.3	78t	26
8.	Phillips, Jim.....1958-64	333	4,953	14.9	93t	27
9.	Benton, Jim.....1938-40, 42, 44-47	275	4,566	16.6	84t	42
10.	Faulk, Marshall.....1999-2006	470	4,071	8.7	72t	27

SEASON RECEIVING YARDS

	Years	No.	Yards	Avg.	Long	TD
1.	Bruce, Isaac.....1995	119	1,781	15.0	72	13
2.	Holt, Torry.....2003	117	1,696	14.5	48	12
3.	Holt, Torry.....2000	82	1,635	19.9	85t	6
4.	Hirsch, Elroy.....1951	66	1,495	22.7	91	17
5.	Bruce, Isaac.....2000	87	1,471	16.9	78t	9
6.	Ellard, Henry.....1988	86	1,414	16.4	68	10
7.	Ellard, Henry.....1989	70	1,382	19.7	53	8
8.	Holt, Torry.....2004	94	1,372	14.6	75t	10
9.	Holt, Torry.....2001	81	1,363	16.8	51	7
10.	Bruce, Isaac.....1996	84	1,338	15.9	70	7

CAREER YARDS FROM SCRIMMAGE

	Years	TOTAL		RUSHING		RECEIVING	
	Years	Touches	Yards	Rush	Yards	Rec.	Yards
1.	Bruce, Isaac.....1994-2007	965	14,259	23	150	942	14,109
2.	Jackson, Steven.....2004-12	2,802	13,459	2,395	10,135	407	3,324
3.	Holt, Torry.....1999-2008	880	12,717	11	57	869	12,660
4.	Faulk, Marshall.....1999-2006	1,917	11,030	1,447	6,959	470	4,071
5.	Ellard, Henry.....1983-93	611	9,816	18	55	593	9,761
6.	Dickerson, Eric.....1983-87	1,648	8,157	1,525	7,245	123	912
7.	McCutcheon, Lawrence.....1972-79	1,619	7,869	1,435	6,186	184	1,683
8.	Bass, Dick.....1960-69	1,432	7,262	1,218	5,417	214	1,845
9.	Hirsch, Elroy.....1949-57	417	6,616	74	317	343	6,299
10.	Snow, Jack.....1965-75	342	6,015	2	3	340	6,012



CAREER KICKOFF RETURN AVERAGE (Minimum 75)

	Years	No.	Yards	Avg.	Long	TD
1. Cunningham, Benny	2013-present	79	2,144	27.1	102	0
2. Horne, Tony	1998-00	143	3,577	25.0	103t	4
3. Arnett, Jon.....	1957-63	104	2,590	24.9	71t	2
4. Lewis, Woodley	1950-55	108	2,575	23.8	88t	1
5. Amendola, Danny	2009-12	118	2,776	23.5	84	0
6. Brown, Ron	1984-89, 91	169	3,918	23.2	98t	4

SEASON KICKOFF RETURN AVERAGE (Minimum One Per Game)

	Year	No.	Yards	Avg.	Long	TD
1. Smith, Verda (Vitamin T.)	1950	22	742	33.7	97	3
2. Brown, Ron	1985	28	918	32.8	98t	3
3. Wilson, Tom.....	1956	15	477	31.8	103t	1
4. Bass, Dick.....	1961	23	698	30.3	64	0
5. Williams, Travis	1971	25	743	29.7	105t	1
Horne, Tony	1999	30	892	29.7	101t	2

CAREER PUNT RETURN AVERAGE (Minimum 75)

	Years	No.	Yards	Avg.	Long	TD
1. Hakim, Az-Zahir	1998-01	112	1,278	11.4	86t	2
2. Ellard, Henry	1983-93	135	1,527	11.3	83t	4
3. Smith, Verda (Vitamin T.)	1949-53	75	814	10.9	85t	1
4. Kennison, Eddie.....	1996-98	103	1,085	10.5	78t	3
5. Irvin, LeRoy.....	1980-89	146	1,451	9.9	84t	4

SEASON PUNT RETURN AVERAGE (Minimum One Per Punt)

	Year	No.	Yards	Avg.	Long	TD
1. Lewis, Woodley	1952	19	351	18.5	83t	2
2. <i>Smith, Verda (Vitamin T.)</i>	<i>1949</i>	<i>27</i>	<i>427</i>	<i>15.8</i>	<i>85t</i>	<i>1</i>
3. Horvath, Les	1948	13	203	15.6	27	0
4. Hakim, Az-Zahir	2000	32	489	15.3	86t	1
5. Hall, Dante	2007	19	286	15.1	85t	1

CAREER ALL-PURPOSE YARDS

	Years	Touches	Yards	Rush	Yards	Rec.	Yards	PR	Yards	KR	Yards
1. Bruce, Isaac.....	1994-2007	965	14,311	23	150	942	14,109	0	52	0	0
2. Jackson, Steven	2004-12	2,806	13,538	2,395	10,135	407	3,324	0	0	4	79
2. Holt, Torry.....	1999-2008	883	12,732	11	57	869	12,660	3	15	0	0
4. Ellard, Henry.....	1983-93	765	11,707	18	55	593	9,761	135	1,527	19	364
5. Faulk, Marshall	1999-2006	1,919	11,048	1,447	6,959	470	4,071	0	0	2	18
6. Bass, Dick.....	1960-69	1,510	8,936	1,218	5,417	214	1,845	24	263	54	1,415
7. Dickerson, Eric	1983-87	1,648	8,157	1,525	7,245	123	912	0	0	0	0
8. Arnett, Jon	1957-63	1,042	8,036	688	2,852	175	1,911	75	683	104	2,590
9. McCutcheon, L.	1972-79	1,620	7,875	1,435	6,186	184	1,683	0	0	1	6
10. Bryant, Cullen ...	1973-81, 1987	1,080	6,735	802	3,119	142	1,149	71	707	65	1,760

CAREER SCORING

	Years	TD	PAT	FG	2-Pt.	Tot. Pts.
1. Wilkins, Jeff.....	1997-2007	0	428	265	0	1,223
2. Lansford, Mike	1982-90	0	315	158	0	789
3. Waterfield, Bob	1945-52	13	315	60	0	573
4. Gossett, Bruce	1964-69	0	211	120	0	571
5. Faulk, Marshall.....	1999-2006	85	0	0	7	524

SEASON SCORING

	Year	TD	PAT	FG	2-Pt.	Tot. Pts.
1. Wilkins, Jeff.....	2003	0	46	39	0	163
2. Faulk, Marshall (RB).....	2000	26	0	0	2	160
3. Wilkins, Jeff.....	2006	0	35	32	0	131
4. Ray, David	1973	0	40	30	0	130
5. Faulk, Marshall (RB).....	2001	21	0	0	1	128



CAREER INTERCEPTIONS

		Years	No.	Yards	Avg.	Long	TD
1.	Meador, Ed	1959-70	46	547	11.9	38t	5
2.	Cromwell, Nolan	1977-87	37	671	18.1	94	4
3.	Irvin, LeRoy	1980-89	34	654	19.2	81t	5
4.	Lyght, Todd	1991-00	31	359	11.6	57t	4
5.	Lyle, Keith	1994-00	28	336	12.0	68	0
	Perry, Rod	1975-82	28	386	13.8	83t	4
	Williams, Clarence	1965-72	28	428	15.3	65t	2
	Sherman, Will	1954-60	28	515	18.4	95t	3
9.	Elmendorf, Dave	1971-79	27	421	15.6	57t	2
10.	Thomas, Pat.....	1976-82	26	292	11.2	64	1

SEASON INTERCEPTIONS

		Year	No.	Yards	Avg.	Long	TD
1.	<i>Lane, Dick (Night Train)</i>	1952	*14	298	21.3	80t	2
2.	<i>Lewis, Woodley</i>	1950	12	275	22.9	36	0
3.	Sherman, Will	1955	11	101	9.2	36	0
4.	Jackson, Monte	1976	10	173	17.3	46t	3
5.	McNeil, Ryan.....	1997	9	127	14.1	75t	1
	Lyle, Keith	1996	9	152	16.9	68	0
	<i>Burroughs, Don</i>	1955	9	103	11.4	34	0
	<i>Sims, George</i>	1949	9	78	8.7	27	1

*NFL Record

MOST CAREER PUNTS

	Years	No.	Yards	Avg.	TB	In 20	Long	Blocked	
1.	Jones, Donnie.....	2007-2011	449	20,924	46.6	39	133	80	1
2.	Hatcher, Dale.....	1985-89, 1991	432	17,302	40.1	28	121	67	2
3.	Landeta, Sean	'93-96, 2003-04	380	16,747	44.2	42	90	70	0
4.	Hekker, Johnny.....	2012-present	367	17,091	46.6	19	131	68	1
5.	Van Brocklin, Norm.....	1951-1957	343	14,783	43.1	–	–	71	1
6.	Studstill, Pat.....	1968-1971	298	11,980	40.2	25	–	60	0
	Villanueva, Danny.....	1961-1964	296	13,099	44.3	13	–	68	1

SEASON PUNTING AVERAGE

	Year	No.	Yards	Avg.	TB	In 20	Long	Blocked	
1.	Jones, Donnie.....	2008	82	4,100	50.0	7	20	68	0
2.	Hekker, Johnny.....	2015	96	4,601	47.9	6	41	68	0
3.	Jones, Donnie.....	2007	78	3,684	47.2	9	18	80	0
4.	Jones, Donnie.....	2009	90	4,212	46.8	10	34	63	0
5.	Hekker, Johnny.....	2014	80	3,721	46.5	5	33	61	1
6.	Hekker, Johnny.....	2013	78	3,609	46.3	4	19	64	0
7.	Hekker, Johnny.....	2012	82	3,756	45.8	4	22	68	0
8.	Villanueva, Danny.....	1962	87	3,960	45.5	7	–	65	1
	Jones, Donnie.....	2010	94	4,276	45.5	4	32	63	0
9.	Turk, Matt	2006	69	3,132	45.4	7	26	74	1
	Villanueva, Danny.....	1963	81	3,678	45.4	0	–	68	0



RAMS YEAR-BY-YEAR LEADERS



PASSING

Year	Player	Att.	Cmp.	Yards	Pct.	TD	Int.	Long	Sk/Yds	Rating	
1937	Snyder, Bob	66	25	378	37.9	1	14			23.0	
1938	Snyder, Bob	87	36	631	41.4	0	9			27.2	
1939	Hall, Parker	208	106	1,227	51.0	9	13			57.5	
1940	Hall, Parker	183	77	1,108	42.1	1	16			27.8	
1941	Hall, Parker	190	84	863	44.2	7	19	39		30.5	
1942	Hall, Parker	140	62	815	44.3	7	19	59		40.3	
1943	Suspended Play/W.W. II										
1944	Reisz, Albie	113	49	777	43.4	8	10	70		53.6	
1945	Waterfield, Bob	171	88	1,609	51.4	14	16	84		72.5	
1946	Waterfield, Bob	256	128	1,772	50.0	17	18	57		65.9	
1947	Waterfield, Bob	221	96	1,210	43.4	8	18	45		39.2	
1948	Hardy, Jim	211	112	1,390	50.7	14	7	69t		82.1	
1949	Waterfield, Bob	296	154	2,168	52.0	17	24	71t		61.3	
1950	Van Brocklin, Norm	233	127	2,061	54.5	18	14	58		85.1	
1951	Waterfield, Bob	176	88	1,566	50.0	13	10	91t		81.8	
1952	Van Brocklin, Norm	205	113	1,736	55.1	14	17	84t		71.5	
1953	Van Brocklin, Norm	286	156	2,393	54.5	19	14	70t		84.1	
1954	Van Brocklin, Norm	260	139	2,637	53.5	13	21	80t		71.9	
1955	Van Brocklin, Norm	272	144	1,890	52.9	8	15	74t		62.0	
1956	Wade, Bill	178	91	1,461	51.1	10	13	76t		67.2	
1957	Van Brocklin, Norm	265	132	2,105	49.8	20	21	81t		68.8	
1958	Wade, Bill	341	181	2,875	53.1	18	22	93t		72.2	
1959	Wade, Bill	261	153	2,001	58.6	12	17	72t		71.1	
1960	Wade, Bill	182	106	1,294	58.2	12	11	63		77.0	
1961	Bratkowski, Zeke	230	124	1,547	53.9	8	13	84t		63.1	
1962	Bratkowski, Zeke	219	110	1,541	50.2	9	16	80t		56.5	
1963	Gabriel, Roman	281	130	1,947	46.3	8	11	77t	44/337	62.7	
1964	Munson, Bill	223	108	1,533	48.4	9	15	95t	23/183	56.5	
1965	Gabriel, Roman	173	83	1,321	48.0	11	5	60t	14/97	83.0	
1966	Gabriel, Roman	397	217	2,540	54.7	10	16	84t	48/319	65.9	
1967	Gabriel, Roman	371	196	2,779	52.8	25	13	80t	24/201	85.7	
1968	Gabriel, Roman	366	184	2,364	50.3	19	16	60t	27/296	70.0	
1969	Gabriel, Roman	399	217	2,549	54.4	24	7	93t	14/182	86.8	
1970	Gabriel, Roman	407	211	2,552	52.0	16	12	71	20/134	72.2	
1971	Gabriel, Roman	352	180	2,238	51.1	17	10	68	25/200	75.5	
1972	Gabriel, Roman	323	165	2,027	51.1	12	15	57	12/102	63.8	
1973	Hadl, John	258	135	2,008	52.3	22	11	69	17/126	88.8	
1974	Harris, James	198	106	1,544	53.5	11	6	50	12/101	85.3	
1975	Harris, James	285	157	2,148	55.1	14	15	54	21/180	73.8	
1976	Harris, James	158	91	1,460	57.6	8	6	80	14/151	89.8	
1977	Haden, Pat	216	122	1,551	56.5	11	6	58	17/151	84.4	
1978	Haden, Pat	444	229	2,995	51.6	13	19	68t	32/216	65.0	
1979	Haden, Pat	290	163	1,854	56.2	11	14	50	21/178	68.2	
1980	Ferragamo, Vince	404	240	3,199	59.4	30	19	74t	23/191	89.7	
1981	Haden, Pat	267	138	1,815	51.7	9	13	64	28/227	64.4	
1982	Ferragamo, Vince	209	118	1,609	56.5	9	9	85t	7/65	77.7	
1983	Ferragamo, Vince	464	274	3,276	59.1	22	23	61t	21/178	75.5	
1984	Kemp, Jeff	284	143	2,021	50.4	13	7	63t	24/190	78.7	
1985	Brock, Dieter	365	218	2,658	59.7	16	13	64t	51/351	81.8	
1986	Everett, Jim	147	73	1,018	49.7	8	8	60t	8/50	67.8	
1987	Everett, Jim	302	162	2,064	53.6	10	13	81t	17/139	68.4	
1988	Everett, Jim	517	308	3,964	59.6	31	18	69t	28/197	89.2	
1989	Everett, Jim	518	304	4,310	58.7	29	17	78t	29/214	90.6	
1990	Everett, Jim	554	307	3,989	55.4	23	17	55t	30/198	79.3	
1991	Everett, Jim	490	277	3,438	56.5	11	20	78	30/200	68.9	
1992	Everett, Jim	475	281	3,323	59.2	22	18	67t	26/204	80.1	
1993	Everett, Jim	274	135	1,652	49.3	8	12	60t	18/125	59.7	
1994	Miller, Chris	317	173	2,104	54.6	16	14	54	28/193	73.6	
1995	Miller, Chris	405	232	2,623	57.3	18	15	72	31/244	76.2	
1996	Banks, Tony	368	192	2,544	52.2	15	15	77t	48/306	71.0	
1997	Banks, Tony	487	252	3,254	51.7	14	13	76	43/317	71.5	
1998	Banks, Tony	408	241	2,535	59.1	7	14	80t	41/237	68.6	
1999	Warner, Kurt	499	325	4,353	65.1	41	13	75t	29/201	109.2	
2000	Green, Trent	240	145	2,063	60.4	16	5	64	24/145	101.8	
2001	Warner, Kurt	546	375	4,830	68.7	36	22	65t	38/233	101.4	
2002	Bulger, Marc	214	138	1,826	64.5	14	6	58	12/102	101.5	
2003	Bulger, Marc	532	336	3,845	63.2	22	22	48	37/288	81.4	
2004	Bulger, Marc	485	321	3,964	66.2	21	14	56	41/302	93.7	
2005	Bulger, Marc	287	192	2,297	66.9	14	9	57t	26/192	94.4	
2006	Bulger, Marc	588	370	4,301	63.0	24	8	67t	49/366	92.9	



Year	Player	Att.	Cmp.	Yards	Pct.	TD	Int.	Long	Sk/Yds	Rating
2007	Bulger, Marc	378	221	2,392	58.5	11	15	40	37/269	70.3
2008	Bulger, Marc	440	251	2,720	57.0	11	13	80t	38/263	71.4
2009	Bulger, Marc	247	140	1,469	56.7	5	6	50	14/85	70.7
2010	Bradford, Sam	590	354	3,512	60.0	18	15	49	34/244	76.5
2011	Bradford, Sam	357	191	2,614	53.5	6	6	68	36/248	70.5
2012	Bradford, Sam	328	551	3,702	59.5	21	13	80t	35/233	82.5
2013	Bradford, Sam	159	262	1,678	60.7	14	4	73	15/97	90.9
2014	Davis, Austin	180	284	2,001	63.4	12	9	59t	29/179	85.1
2015	Foles, Nick	190	337	2,052	56.4	7	10	68	14/98	69.0

RUSHING

Year	Player	Att.	Yards	Avg.	Long	TD
1937	Drake, Johnny (Zero)	98	333	3.4		3
1938	Davis, Corbett	71	202	2.8		3
1939	Hall, Parker	120	458	3.8		2
1940	Drake, Johnny (Zero)	130	480	3.6		9
1941	Drake, Johnny (Zero)	101	246	2.4	15	2
1942	Magnani, Dante	59	344	5.8	71	2
1943	Suspended Play/W.W. II					
1944	West, Pat	66	220	3.3	31	0
1945	Gehrke, Fred	74	467	6.3	72	7
1946	Gehrke, Fred	71	371	5.2	53	3
1947	Washington, Kenny	60	444	7.4	92t	5
1948	Hoerner, Dick	76	354	4.7	23	4
1949	Hoerner, Dick	155	582	3.7	37	6
1950	Davis, Glenn	88	416	4.7	55	3
1951	Towler, Dan	126	854	6.8	79t	6
1952	Towler, Dan	156	894	5.7	44t	10
1953	Towler, Dan	152	879	5.8	73t	7
1954	Younger, Paul (Tank)	91	610	6.7	75t	8
1955	Waller, Ron	151	716	4.7	55t	7
1956	Waller, Ron	83	543	6.5	46	1
1957	Wilson, Tom	127	616	4.9	46	3
1958	Arnett, Jon	133	683	5.1	57	6
1959	Matson, Ollie	161	863	5.4	50	6
1960	Arnett, Jon	104	436	4.2	31	2
1961	Arnett, Jon	158	609	3.9	26	4
1962	Bass, Dick	196	1,033	5.3	57	6
1963	Bass, Dick	143	577	3.6	51	5
1964	Wilson, Ben	159	553	3.5	27	5
1965	Bass, Dick	121	549	4.5	44t	2
1966	Bass, Dick	248	1,090	4.4	50	8
1967	Josephson, Les	178	800	4.5	27	4
1968	Ellison, Willie	151	616	4.1	52t	5
1969	Smith, Larry	166	599	3.6	46	1
1970	Josephson, Les	150	640	4.3	23	5
1971	Ellison, Willie	211	1,000	4.7	80t	4
1972	Ellison, Willie	170	764	4.5	37	5
1973	McCutcheon, Lawrence	210	1,097	5.2	37	2
1974	McCutcheon, Lawrence	236	1,109	4.7	23	3
1975	McCutcheon, Lawrence	213	911	4.3	43	2
1976	McCutcheon, Lawrence	291	1,168	4.0	40	9
1977	McCutcheon, Lawrence	294	1,238	4.2	48	7
1978	Bryant, Cullen	178	658	3.7	26	7
1979	Tyler, Wendell	218	1,109	5.1	63t	9
1980	Bryant, Cullen	183	807	4.4	20	3
1981	Tyler, Wendell	260	1,074	4.1	69t	12
1982	Tyler, Wendell	137	564	4.1	54	9
1983	Dickerson, Eric	390	1,808	4.6	85t	18
1984	Dickerson, Eric	379	2,105	5.6	66	14
1985	Dickerson, Eric	292	1,234	4.2	43	12
1986	Dickerson, Eric	404	1,821	4.5	42t	11
1987	White, Charles	324	1,374	4.2	58	11
1988	Bell, Greg	288	1,212	4.2	44	16
1989	Bell, Greg	272	1,137	4.2	47	15
1990	Gary, Cleveland	204	808	4.0	48	14
1991	Delpino, Robert	214	688	3.2	36	9
1992	Gary, Cleveland	279	1,125	4.0	63	7
1993	Bettis, Jerome	294	1,429	4.9	71t	7
1994	Bettis, Jerome	319	1,025	3.2	19	3
1995	Bettis, Jerome	183	637	3.5	41	3
1996	Phillips, Lawrence	193	632	3.3	38	4
1997	Phillips, Lawrence	183	633	3.5	28	8
1998	Henley, June	88	313	3.6	22	3
1999	Faulk, Marshall	253	1,381	5.5	58	7
2000	Faulk, Marshall	253	1,359	5.4	36	18
2001	Faulk, Marshall	260	1,382	5.3	71t	12



Year	Player	Att.	Yards	Avg.	Long	TD
2002	Faulk, Marshall.....	212	953	4.5	44	8
2003	Faulk, Marshall.....	209	818	3.9	52	10
2004	Faulk, Marshall.....	195	774	4.0	40	3
2005	Jackson, Steven.....	254	1,046	4.1	51	8
2006	Jackson, Steven.....	346	1,528	4.4	59t	13
2007	Jackson, Steven.....	237	1,002	4.2	54	5
2008	Jackson, Steven.....	253	1,042	4.1	56t	7
2009	Jackson, Steven.....	324	1,416	4.4	58	4
2010	Jackson, Steven.....	330	1,241	3.8	42t	6
2011	Jackson, Steven.....	260	1,145	4.4	47t	5
2012	Jackson, Steven.....	257	1,042	4.1	46	4
2013	Stacy, Zac	250	973	3.9	40t	7
2014	Mason, Tre	179	765	4.3	89t	4
2015	Gurley, Todd.....	229	1,106	4.8	71t	10

RECEIVING

Year	Player	No.	Yards	Avg.	Long	TD
1937	Busich, Sam	13	136	10.5		0
1938	Benton, Jim	21	418	19.9		5
1939	Spadacinni, Vic	32	292	9.1		1
1940	Benton, Jim	22	351	16.0		3
1941	Hickey, Howard (Red)	21	294	14.0	39	4
1942	Magnani, Dante.....	24	276	11.5	67	4
1943	Suspended Play/W.W. II					
1944	Benton, Jim	39	505	12.9	36	6
1945	Benton, Jim	45	1,067	23.7	84	8
1946	Benton, Jim	63	993	15.8	57	6
1947	Benton, Jim	35	511	14.6	43	6
1948	Fears, Tom	51	698	13.7	80	4
1949	Fears, Tom.....	77	1,013	13.2	51t	9
1950	Fears, Tom.....	84	1,116	13.3	53	7
1951	Hirsch, Elroy	66	1,495	22.7	91	17
1952	Fears, Tom.....	48	600	12.5	36	6
1953	Hirsch, Elroy	61	941	15.4	70	4
1954	Boyd, Bob	53	1,212	22.9	80	6
1955	Fears, Tom.....	44	569	12.9	31	2
1956	Clarke, Leon	36	650	18.1	60	4
1957	Hirsch, Elroy	32	477	14.9	45	6
1958	Shofner, Del	51	1,097	21.5	92	8
1959	Shofner, Del	47	936	19.9	72	7
1960	Phillips, Jim	52	883	17.0	61t	8
1961	Phillips, Jim	78	1,092	14.0	69t	5
1962	Phillips, Jim	60	875	14.6	65t	5
1963	Phillips, Jim	54	793	14.7	52	1
1964	McKeever, Marlin (TE)	41	582	14.2	46	1
1965	McDonald, Tom	67	1,036	15.5	51	9
1966	Moore, Tom (RB).....	60	433	7.2	30t	3
1967	Casey, Bernie	53	871	16.4	57t	8
1968	Truax, Billy (TE).....	35	417	11.9	22	3
1969	Snow, Jack	49	734	15.0	74t	6
1970	Snow, Jack.....	51	859	16.8	71	7
1971	Rentzel, Lance	38	534	14.1	41	5
1972	Snow, Jack.....	30	590	19.7	57	4
1973	Jackson, Harold	40	874	21.9	69	13
1974	McCutcheon, Lawrence (RB).....	39	408	10.5	50	2
1975	Jackson, Harold	43	786	18.3	54	7
1976	Jackson, Harold	39	751	19.3	65	5
1977	Jackson, Harold	48	666	13.9	58	6
1978	Miller, Willie	50	767	15.3	52	5
1979	Dennard, Preston	43	766	17.8	50	4
1980	Bryant, Cullen (RB).....	53	386	7.3	25	3
1981	Dennard, Preston	49	821	16.8	64	4
1982	Tyler, Wendell (RB).....	38	375	9.9	40	4
1983	Barber, Mike (TE).....	55	657	11.9	42t	3
1984	Ellard, Henry	34	622	18.3	63t	6
1985	Ellard, Henry	54	811	15.0	64t	5
1986	Ellard, Henry	34	447	13.1	34	4
1987	Ellard, Henry	51	799	15.7	81t	3
1988	Ellard, Henry	86	1,414	16.4	68	10
1989	Ellard, Henry	70	1,382	19.7	53	8
1990	Ellard, Henry	76	1,294	17.0	50t	4
1991	Ellard, Henry	64	1,052	16.4	38	3
1992	Gary, Cleveland (RB).....	52	293	5.6	22	3
1993	Ellard, Henry	61	945	15.5	54	2
1994	Bailey, Johnny (RB).....	58	516	8.9	28	7
1995	Bruce, Isaac.....	119	1,781	15.0	72	13
1996	Bruce, Isaac.....	84	1,338	15.9	70	7



Year	Player	No.	Yards	Avg.	Long	TD
1997	Lee, Amp (RB)	61	825	13.5	62	3
1998	Lee, Amp (RB)	64	667	10.4	44	2
1999	Faulk, Marshall (RB)	87	1,048	12.0	57t	5
2000	Bruce, Isaac	87	1,471	16.9	78t	9
2001	Faulk, Marshall (RB)	83	765	9.2	65t	9
2002	Holt, Torry	91	1,302	14.3	58	4
2003	Holt, Torry	117	1,696	14.5	48	12
2004	Holt, Torry	94	1,372	14.6	75t	10
2005	Holt, Torry	102	1,331	13.0	44	9
2006	Holt, Torry	93	1,188	12.8	67t	10
2007	Holt, Torry	93	1,189	12.8	40	7
2008	Holt, Torry	64	796	12.4	45t	3
2009	Avery, Donnie	47	589	12.5	50	5
2010	Amendola, Danny	85	689	8.1	36	3
2011	Lloyd, Brandon	51	683	13.4	37	5
2012	Givens, Chris	42	698	16.6	65	3
2013	Cook, Jared (TE)	51	671	13.2	47	5
2014	Cook, Jared (TE)	52	634	12.2	59t	3
2015	Austin, Tavon	52	473	9.1	66t	5

PUNTING

Year	Player	No.	Yards	Avg.	TB	In 20	Long	Blocks	
1939	Hall, Parker	58		41.0			80		
1940	Hall, Parker	57		43.0			75		
1941	Hall, Parker	49		40.1			67		
1942	Jacobs, Jack	33		42.3			66		
1943	Suspended Play/W.W. II								
1944	Reisz, Albie	25		40.1			66	0	
1945	Waterfield, Bob	39		40.7			68	0	
1946	Waterfield, Bob	39	1,743	44.6			65	0	
1947	Waterfield, Bob	59	2,500	42.4			86	1	
1948	Waterfield, Bob	43	1,833	42.6			88	0	
1949	Waterfield, Bob	49	2,177	44.4			61	1	
1950	Waterfield, Bob	52	2,087	40.1			61	2	
1951	Van Brocklin, Norm	48	1,992	41.5			62	1	
1952	Van Brocklin, Norm	29	1,250	43.1			66	0	
1953	Van Brocklin, Norm	60	2,529	42.2			57	0	
1954	Van Brocklin, Norm	44	1,874	42.6			61	0	
1955	Van Brocklin, Norm	60	2,676	44.6			61	0	
1956	Van Brocklin, Norm	48	2,070	43.1			72	0	
1957	Van Brocklin, Norm	54	2,392	44.3			71	0	
1958	Shofner, Del	49	2,018	41.2			62	0	
1959	Shofner, Del	48	2,004	41.8			66	1	
1960	Shofner, Del	54	2,301	42.6			63	1	
1961	Villanueva, Danny	46	1,845	40.1	1		53	0	
1962	Villanueva, Danny	87	3,960	45.5	7		65	1	
1963	Villanueva, Danny	81	3,678	45.4	0		68	0	
1964	Villanueva, Danny	82	3,616	44.1	5		58	0	
1965	Lothridge, Billy	42	1,619	38.5	3		55	1	
1966	Kilgore, Jon	71	3,037	42.8	4		58	0	
1967	Kilgore, Jon	68	2,872	42.2	6		68	2	
1968	Studstill, Pat	81	3,207	39.6	4		58	0	
1969	Studstill, Pat	80	3,259	40.7	9		60	0	
1970	Studstill, Pat	67	2,618	39.1	6		53	0	
1971	Studstill, Pat	70	2,896	41.4	6		60	0	
1972	Chapple, Dave	53	2,344	44.2	3		70	0	
1973	Chapple, Dave	51	2,079	40.8	6		65	1	
1974	Burke, Mike	46	1,701	37.0	4		51	0	
1975	Carrell, Duane	73	2,874	39.4	9		57	0	
1976	Jackson, Rusty	77	3,006	39.0	6	16	61	0	
1977	Walker, Glen	73	2,568	35.2	8	11	56	0	
1978	Walker, Glen	83	3,069	37.0	5	26	61	2	
1979	Clark, Ken	93	3,731	40.1	7	17	60	2	
1980	Corral, Frank	76	3,004	39.5	5	15	65	1	
1981	Corral, Frank	89	3,735	42.0	3	19	67	0	
1982	Misko, John	45	1,961	43.6	2	10	59	1	
1983	Misko, John	82	3,301	40.3	12	18	67	0	
1984	Misko, John	74	2,866	38.7	9	21	58	0	
1985	Hatcher, Dale	87	3,761	43.2	6	32	67	1	
1986	Hatcher, Dale	97	3,740	38.6	5	26	57	0	
1987	Hatcher, Dale	76	3,140	41.3	4	19	62	0	
1988	Hatcher, Dale	36	1,424	39.6	1	13	54	0	
1989	Hatcher, Dale	73	2,834	38.8	7	15	54	1	
1990	English, Keith	68	2,663	39.2	2	8	58	1	
1991	Hatcher, Dale	63	2,403	38.1	5	16	52	0	



Year	Player	No.	Yards	Avg.	TB	In 20	Long	Blocks
1992	Bracken, Don	76	3,122	41.1	4	20	59	0
1993	Landeta, Sean	42	1,825	43.5	7	7	66	0
1994	Landeta, Sean	78	3,494	44.8	9	23	62	0
1995	Landeta, Sean	83	3,679	44.3	12	23	63	0
1996	Landeta, Sean	78	3,491	44.8	9	23	70	0
1997	Horan, Mike	53	2,272	42.9	4	10	60	0
1998	Tuten, Rick	95	4,202	44.2	10	16	64	0
1999	Tuten, Rick	32	1,359	42.5	7	9	70	0
2000	<i>Baker, John</i>	43	1,736	40.4	5	13	59	1
2001	Baker, John	43	1,809	42.1	7	9	58	0
2002	Berger, Mitch	72	3,020	41.9	10	26	64	0
2003	Landeta, Sean	59	2,525	42.8	5	14	57	0
2004	Landeta, Sean	40	1,733	43.3	3	9	63	0
2005	Barker, Bryan	50	2,137	42.7	4	13	63	0
2006	Turk, Matt	69	3,132	45.4	7	26	74	1
2007	Jones, Donnie	78	3,684	47.2	9	18	80	0
2008	Jones, Donnie	82	4,100	50.0	7	20	68	0
2009	Jones, Donnie	90	4,212	46.8	10	34	63	0
2010	Jones, Donnie	94	4,276	45.5	4	20	63	0
2011	Jones, Donnie	105	4,652	44.3	9	29	65	1
2012	Hekker, Johnny	82	3,756	45.8	4	22	68	0
2013	Hekker, Johnny	78	3,609	46.3	4	19	64	0
2014	Hekker, Johnny	80	3,721	46.5	5	33	61	1
2015	Hekker, Johnny	96	4,601	47.8	5	41	68	0

FIELD GOALS

Year	Player	Att.	Made	Pct.	Long
1937	Snyder, Bob	1	1	1.000	30
1938	Peterson, Nelson	2	2	1.000	18
1939	Davis, Corby	2	1	.500	27
1940	Adams, Chet	5	1	.200	29
1941	Adams, Chet	2	1	.500	40
1942	Adams, Chet	6	3	.500	46
1943	Suspended Play/W.W. II				
1944	Zontini, Louis	6	3	.500	39
1945	Waterfield, Bob	3	1	.333	28
1946	Waterfield, Bob	11	6	.545	37
1947	Waterfield, Bob	16	7	.437	45
1948	Waterfield, Bob	11	6	.545	47
1949	Waterfield, Bob	17	9	.529	42
1950	Waterfield, Bob	14	7	.500	46
1951	Waterfield, Bob	23	13	.565	47
1952	Waterfield, Bob	19	11	.579	45
1953	Agajanian, Ben	23	10	.434	47
1954	Agajanian, Ben	25	13	.520	41
1955	Richter, Les	15	10	.667	41
1956	Richter, Les	15	8	.533	32
1957	<i>Cothren, Paige</i>	19	11	.579	44
1958	Cothren, Paige	25	14	.560	43
1959	Michaels, Lou	17	8	.470	40
1960	<i>Villanueva, Danny</i>	19	12	.631	36
1961	Villanueva, Danny	27	13	.481	38
1962	Villanueva, Danny	20	10	.500	51
1963	Villanueva, Danny	17	9	.529	47
1964	<i>Gossett, Bruce</i>	24	18	.750	44
1965	Gossett, Bruce	26	15	.577	49
1966	Gossett, Bruce	49	28	.571	48
1967	Gossett, Bruce	43	20	.465	47
1968	Gossett, Bruce	31	17	.548	37
1969	Gossett, Bruce	34	22	.647	44
1970	Ray, David	29	45	.644	46
1971	Ray, David	29	18	.620	49
1972	Ray, David	41	24	.585	45
1973	Ray, David	47	30	.638	49
1974	Ray, David	31	25	.806	48
1975	Dempsey, Tom	26	21	.808	51
1976	Dempsey, Tom	26	17	.654	49
1977	<i>Septien, Rafael</i>	30	18	.600	45
1978	<i>Corral, Frank</i>	43	29	.674	48
1979	Corral, Frank	25	13	.520	49
1980	Corral, Frank	30	16	.533	47
1981	Corral, Frank	26	17	.654	44
1982	Lansford, Mike	15	9	.600	39
1983	<i>Nelson, Chuck</i>	11	5	.455	41
1984	Lansford, Mike	33	25	.758	50



Year	Player	Att.	Made	Pct.	Long
1985	Lansford, Mike	29	22	.759	52
1986	Lansford, Mike	24	17	.708	50
1987	Lansford, Mike	21	17	.810	48
1988	Lansford, Mike	32	24	.750	49
1989	Lansford, Mike	30	23	.767	48
1990	Lansford, Mike	24	15	.625	46
1991	Zendejas, Tony	17	17	1.000	50
1992	Zendejas, Tony	20	15	.750	49
1993	Zendejas, Tony	23	16	.696	54
1994	Zendejas, Tony	23	18	.783	47
1995	Biasucci, Dean	12	9	.750	51
1996	Lohmiller, Chip	25	21	.840	50
1997	Wilkins, Jeff	37	25	.675	52
1998	Wilkins, Jeff	26	20	.769	57
1999	Wilkins, Jeff	28	20	.714	51
2000	Wilkins, Jeff	17	17	1.000	51
2001	Wilkins, Jeff	29	23	.793	54
2002	Wilkins, Jeff	25	19	.760	47
2003	Wilkins, Jeff	42	39	.929	53
2004	Wilkins, Jeff	24	19	.792	53
2005	Wilkins, Jeff	31	27	.871	53
2006	Wilkins, Jeff	37	32	.864	53
2007	Wilkins, Jeff	32	24	.750	53
2008	Brown, Josh	36	31	.861	54
2009	Brown, Josh	24	19	.792	54
2010	Brown, Josh	39	33	.846	53
2011	Brown, Josh	28	21	.750	49
2012	Zuerlein, Greg	31	23	.741	60
2013	Zuerlein, Greg	28	26	.929	50
2014	Zuerlein, Greg	30	24	.800	56
2015	Zuerlein, Greg	30	20	.667	61

SCORING

Year	Player	TDR	TDP	TDRT	PAT	FG	TP
1937	Drake, Johnny (Zero)	3	2	0	0-0	0-0	30
1938	Benton, Jim	1	5	0	0-0	0-0	36
1939	Drake, Johnny (Zero)	9	0	0	0-0	0-0	54
1940	Drake, Johnny (Zero)	9	0	0	2-2	0-0	56
1941	Hickey, Howard (Red)	0	4	0	0-0	0-0	24
1942	Magnani, Dante	2	3	0	0-0	0-0	30
1943	Suspended Play/W.W. II						
1944	Zontini, Lou	3	1	0	14-16	3-6	47
1945	Waterfield, Bob	5	0	0	31-34	1-3	64
1946	Waterfield, Bob	1	0	0	37-37	6-11	61
1947	Waterfield, Bob	1	0	0	27-30	7-16	54
1948	Waterfield, Bob	0	0	0	38-44	6-11	56
1949	Waterfield, Bob	1	0	0	43-46	9-17	77
1950	Waterfield, Bob	1	0	0	54-58	7-14	91
1951	Hirsch, Elroy (WR-RB)	0	17	0	0-0	0-0	102
1952	Waterfield, Bob	1	0	0	44-45	11-19	83
1953	Agajanian, Ben	0	0	0	36-37	10-23	66
1954	Towler, Dan (RB)	11	0	0	0-0	0-0	66
1955	Richter, Les	0	0	0	30-31	13-22	69
1956	Richter, Les	0	0	0	36-38	8-15	60
1957	Cothren, Paige	0	0	0	38-39	11-19	71
1958	Cothren, Paige	0	0	0	42-43	14-25	84
1959	Shofner, Del (WR)	0	7	0	0-0	0-0	42
1960	Villanueva, Danny	0	0	0	28-28	12-19	64
1961	Villanueva, Danny	0	0	0	32-32	13-27	71
1962	Villanueva, Danny	0	0	0	26-27	10-20	56
1963	Villanueva, Danny	0	0	0	25-26	9-17	52
1964	Gossett, Bruce	0	0	0	31-32	18-24	85
1965	Gossett, Bruce	0	0	0	30-32	15-26	75
1966	Gossett, Bruce	0	0	0	29-29	28-49	113
1967	Gossett, Bruce	0	0	0	48-48	20-43	108
1968	Gossett, Bruce	0	0	0	37-37	17-31	88
1969	Gossett, Bruce	0	0	0	36-36	22-34	102
1970	Ray, David	0	0	0	34-34	29-45	121
1971	Ray, David	0	0	0	37-37	18-29	91
1972	Ray, David	0	0	0	31-31	24-41	103
1973	Ray, David	0	0	0	40-42	30-47	130
1974	Ray, David	0	0	0	25-31	9-16	52
1975	Dempsey, Tom	0	0	0	31-36	21-26	94
1976	Dempsey, Tom	0	0	0	36-44	17-26	87
1977	Septien, Rafael	0	0	0	32-35	18-30	86
1978	Corral, Frank	0	0	0	31-33	29-43	118



Year	Player	TDR	TDP	TDRT	PAT	FG	TP
1979	Corral, Frank	0	0	0	36-39	13-25	75
1980	Corral, Frank	0	0	0	51-52	16-30	99
1981	Tyler, Wendell (RB)	12	5	0	0-0	0-0	102
1982	Tyler, Wendell (RB)	9	4	0	0-0	0-0	78
1983	Dickerson, Eric (RB)	18	2	0	0-0	0-0	120
1984	Lansford, Mike	0	0	0	37-38	25-33	112
1985	Lansford, Mike	0	0	0	38-39	22-29	104
1986	Lansford, Mike	0	0	0	34-35	17-24	85
1987	Lansford, Mike	0	0	0	36-38	17-21	87
1988	Lansford, Mike	0	0	0	45-48	24-32	117
1989	Lansford, Mike	0	0	0	51-51	23-30	120
1990	Gary, Cleveland (RB)	14	1	0	0-0	0-0	90
1991	Zendejas, Tony	0	0	0	25-26	17-17	76
1992	Zendejas, Tony	0	0	0	38-38	15-20	83
1993	Zendejas, Tony	0	0	0	23-25	16-23	71
1994	Zendejas, Tony	0	0	0	28-28	18-23	82
1995	Bruce, Isaac (WR)	0	13	0	1*	0-0	80
1996	Lohmiller, Chip	0	0	0	28-29	21-25	91
1997	Wilkins, Jeff	0	0	0	32-32	25-37	107
1998	Wilkins, Jeff	0	0	0	25-26	20-26	85
1999	Wilkins, Jeff	0	0	0	64-64	20-28	124
2000	Faulk, Marshall (RB)	26	0	0	2*	0-0	160
2001	Faulk, Marshall (RB)	21	0	0	1*	0-0	128
2002	Wilkins, Jeff	0	0	0	37-37	19-25	94
2003	Wilkins, Jeff	0	0	0	46-46	39-42	163
2004	Wilkins, Jeff	0	0	0	32-32	19-24	89
2005	Wilkins, Jeff	0	0	0	36-36	27-31	117
2006	Wilkins, Jeff	0	0	0	36-36	32-37	131
2007	Wilkins, Jeff	0	0	0	25-25	24-32	97
2008	Brown, Josh	0	0	0	19-19	31-36	112
2009	Brown, Josh	0	0	0	16-16	19-24	73
2010	Brown, Josh	0	0	0	26-27	33-39	125
2011	Brown, Josh	0	0	0	18-18	21-28	81
2012	Zuerlein, Greg	0	0	0	26-26	23-31	95
2013	Zuerlein, Greg	0	0	0	34-34	26-28	112
2014	Zuerlein, Greg	0	0	0	34-35	24-30	106
2015	Zuerlein, Greg	0	0	0	26-28	20/30	86

*2-point Conversion

KICKOFF RETURNS

Year	Player	No.	Yards	Avg.	Long	TD
1942	Magnani, Dante	11	250	22.7	37	0
1943	Suspended Play/W.W. II					
1944	Reisz, Al	12	285	23.7	44	0
1945	Gehrke, Fred	9	173	19.2	30	0
1946	Gehrke, Fred	8	186	23.2	28	0
1947	Harmon, Tom	9	208	23.1	34	0
1948	Gehrke, Fred	17	464	27.3	92t	1
1949	Kalmanir, Tom	18	403	22.4	57	0
1950	Smith, Verda (Vitamin T.)	22	742	33.7	97t	3
1951	Davis, Glenn	9	179	19.9	33	0
1952	Quinlan, Skeet	17	440	25.9	56	0
1953	Lewis, Woodley	32	830	25.9	69	0
1954	Lewis, Woodley	34	836	24.6	88t	1
1955	Waller, Ron	17	461	27.1	39	0
1956	Wilson, Tom	15	477	31.8	103t	1
1957	Arnett, Jon	18	504	28.0	98t	1
1958	Arnett, Jon	16	331	20.7	32	0
1959	Matson, Ollie	16	367	22.9	48	0
1960	Arnett, Jon	17	416	24.5	43	0
1961	Bass, Dick	23	698	30.3	64	0
1962	Atkins, Pervis	28	676	24.1	41	0
1963	Shannon, Carver	28	823	29.4	99t	1
1964	Shannon, Carver	18	442	24.6	40	0
1965	Smith, Bob	17	451	26.9	56	0
1966	Williams, Clarence	15	420	28.0	81	0
1967	Ellison, Willie	13	340	26.2	58	0
1968	Smith, Ron	26	718	27.6	94t	1
1969	Smith, Ron	27	585	21.6	37	0
1970	Haymond, Alvin	35	1,022	29.2	98t	1
1971	Williams, Travis	25	743	29.7	105t	1
1972	Ellison, Willie	14	345	24.6	32	0
1973	Bryant, Cullen	13	369	28.4	93	1
1974	Bryant, Cullen	23	617	26.8	84	1



Year	Player	No.	Yards	Avg.	Long	TD
1975	McGee, Willie	17	404	23.8	46	0
1976	Bryant, Cullen	16	459	28.7	90	1
1977	Tyler, Wendell	24	523	21.8	27	0
1978	Latin, Jerry	22	467	21.2	41	0
1979	Hill, Drew	40	803	20.1	39	0
1980	Hill, Drew	43	880	20.5	98t	1
1981	Hill, Drew	60	1,170	19.5	50	0
1982	Redden, Barry	22	502	22.8	85	0
1983	Redden, Barry	18	358	18.8	43	0
1984	Redden, Barry	23	530	23.0	40	0
1985	Brown, Ron	28	918	32.8	98t	3
1986	Brown, Ron	36	794	22.1	55	0
1987	Brown, Ron	27	581	21.5	95t	1
1988	Brown, Ron	19	401	21.1	73	0
1989	Brown, Ron	47	968	20.6	74	0
1990	Green, Gaston	25	560	22.4	99t	1
1991	Turner, Vernon	24	457	19.0	36	0
1992	Turner, Vernon	29	569	19.6	35	0
1993	Boykin, Deral	13	216	16.6	35	0
1994	Lang, David	27	626	23.2	57	0
1995	Thomas, J.T.	32	752	23.5	46	0
1996	Thomas, J.T.	30	643	21.4	43	0
1997	Thompson, David	49	1,110	22.7	56	0
1998	Horne, Tony	56	1,306	23.3	102t	1
1999	Horne, Tony	30	892	29.7	101t	2
2000	Horne, Tony	57	1,379	24.2	103t	1
2001	Canidate, Trung	36	748	20.8	40	0
2002	Wilkins, Terrence	47	1,074	22.9	42	0
2003	Harris, Arlen	51	1,175	23.0	42	0
2004	Harris, Arlen	47	951	20.2	29	0
2005	Johnson, Chris	38	857	22.6	99t	1
2006	Ponder, Willie	26	605	23.3	40	0
2007	Hall, Dante	29	729	25.1	84	0
2008	Hall, Dante	37	763	20.6	41	0
2009	Amendola, Danny	66	1,618	24.5	58	0
2010	Amendola, Danny	50	1,142	22.8	84	0
2011	Porter, Quinn	25	554	22.2	32	0
2012	Givens, Chris	23	539	23.4	48	0
2013	Austin, Tavon	18	398	22.1	32	0
2014	Cunningham, Benny	35	963	27.5	75	0
2015	Cunningham, Benny	25	714	28.6	102	0

PUNT RETURNS

Year	Player	No.	FC	Yards	Avg.	Long	TD
1941	Hall, Parker	13		125	9.6	25	0
1942	Hall, Parker	12		148	12.3	32	0
1943	Suspended Play/W.W. II						
1944	Kabealo, Mike	7		64	9.1	16	0
1945	Gehrke, Fred	8		120	15.0	49	0
1946	Gehrke, Fred	8		59	7.3	20	0
1947	Harmon, Tom	27		392	14.5	88t	1
1948	Horvath, Les	13		203	15.6	27	0
1949	Smith, Verda (Vitamin T.)	27		427	15.8	85t	1
1950	Smith, Verda (Vitamin T.)	22		218	9.9	30	0
1951	Smith, Verda (Vitamin T.)	12		139	11.6	37	0
1952	Lewis, Woodley	19		351	18.5	83t	2
1953	Lewis, Woodley	35		267	7.6	78	1
1954	Lewis, Woodley	22		82	3.7	16	0
1955	Waller, Ron	14		60	4.3	21	0
1956	Sherman, Will	12		100	8.3	76	1
1957	Arnett, Jon	14		85	6.1	22	0
1958	Arnett, Jon	18		223	12.4	58	0
1959	Arnett, Jon	17		184	10.8	71t	1
1960	Bass, Dick	11		62	5.6	22	0
1961	Arnett, Jon	10		75	7.5	17	0
1962	Atkins, Pervis	11	5	94	8.5	45	0
1963	Shannon, Carver	15	11	132	8.8	29	0
1964	Shannon, Carver	15	6	81	5.4	22	0
1965	Stiger, Jim	13	2	106	8.2	22	0
1966	Stiger, Jim	33	7	259	7.8	49	0
1967	Cross, Irv	17	6	136	8.0	39	0
1968	Meador, Ed	17	15	136	8.0	40	0
1969	Haymond, Alvin	33	8	435	13.2	52	0



1970	Haymond, Alvin.....	53	15	376	7.1	30	0
1971	Haymond, Alvin.....	24	11	123	5.1	28	0
1972	Bertelsen, Jim.....	16	3	232	14.5	60	0
1973	Bertelsen, Jim.....	26	10	259	10.0	34	0
1974	Bertelsen, Jim.....	11	4	132	12.0	19	0
1975	Bertelsen, Jim.....	11	1	143	13.0	38	0
1976	Bryant, Cullen.....	29	2	321	11.1	25	0
1977	Bryant, Cullen.....	20	1	141	7.1	26	0
1978	Wallace, Jackie.....	52	5	618	11.9	58	0
1979	Brown, Eddie.....	56	19	332	5.9	30	0
1980	Irvin, LeRoy.....	42	7	296	7.0	26	0
1981	Irvin, LeRoy.....	46	6	615	13.4	84t	3
1982	Irvin, LeRoy.....	22	1	243	11.0	63t	1
1983	Ellard, Henry.....	16	4	217	13.6	72t	1
1984	Ellard, Henry.....	30	3	403	13.4	83t	2
1985	Ellard, Henry.....	37	9	501	13.5	80t	1
1986	Ellard, Henry.....	14	11	127	9.1	20	0
1987	Ellard, Henry.....	15	6	107	7.1	29	0
1988	Hicks, Clifford.....	25	0	144	5.8	13	0
1989	Henley, Darryl.....	29	19	273	9.4	25	0
1990	Henley, Darryl.....	19	4	195	10.3	26	0
1991	Turner, Vernon.....	23	4	201	8.7	29	0
1992	Turner, Vernon.....	28	6	207	7.4	23	0
1992	Turner, Vernon.....	28	6	207	7.4	23	0
1993	Buchanan, Richard.....	8	1	41	5.1	12	0
1994	Bailey, Johnny.....	19	4	153	8.1	24	0
1995	Kinchen, Todd.....	53	7	416	7.8	27	0
1996	Kennison, Eddie.....	29	16	643	14.6	78t	2
1997	Kennison, Eddie.....	34	20	247	7.3	43	0
1998	Kennison, Eddie.....	40	25	415	10.4	71t	1
1999	Hakim, Az-Zahir.....	44	22	461	10.5	84t	1
2000	Hakim, Az-Zahir.....	32	17	489	15.3	86t	1
2001	Hakim, Az-Zahir.....	36	12	330	9.2	32	0
2002	Wilkins, Terrence.....	25	13	242	9.7	55	0
2003	Groce, DeJuan.....	19	3	135	7.1	19	0
2004	McDonald, Shaun.....	30	18	143	4.8	39	0
2005	Looker, Dane.....	8	2	69	8.6	17	0
2006	McDonald, Shaun.....	23	14	172	7.5	33	0
2007	Hall, Dante.....	19	6	286	15.1	85t	1
2008	Stanley, Derek.....	11	4	101	9.2	33	0
2009	Amendola, Danny.....	31	11	360	11.6	56	0
2010	Amendola, Danny.....	40	18	452	11.3	42	0
2011	Pettis, Austin.....	15	10	139	9.3	39	0
2012	Amendola, Danny.....	17	10	122	7.2	22	0
2013	Austin, Tavon.....	33	11	280	8.5	98t	1
2014	Austin, Tavon.....	35	23	391	11.2	78t	1
2015	Austin, Tavon.....	34	15	268	7.9	75t	1

INTERCEPTIONS

Year	Player	No.	Yards	Avg.	Long	TD
1941	Drake, Johnny (Zero).....	2	66	33.0	54	0
1942	Jacobs, Jack.....	4	22	5.5	22	0
1943	Suspended Play/W.W. II					
1944	Colella, Tom.....	4	53	13.3	19	0
1945	Waterfield, Bob.....	6	92	15.3	29	0
1946	Waterfield, Bob.....	5	72	14.4	28	0
1947	Harmon, Tom.....	8	136	17.0	36	1
1948	Naumetz, Fred.....	4	75	18.8	68	0
1949	Sims, George.....	9	78	8.7	27	1
1950	Lewis, Woodley.....	12	275	22.9	36	0
1951	Hecker, Norb.....	3	74	24.7	36	0
1952	Lane, Dick (Night Train).....	14	298	21.3	80t	2
1953	Hecker, Norb.....	7	91	13.0	24	0
1954	Sherman, Will.....	6	70	11.7	28	0
1955	Sherman, Will.....	11	101	9.2	36	0
1956	Sherman, Will.....	4	122	30.5	95t	1
1957	Richter, Les.....	4	60	15.0	25	0
1958	Burroughs, Don.....	7	72	10.3	46	0
1959	Meador, Ed.....	3	3	1.0	3	0
1960	Britt, Charley.....	5	117	23.4	73t	1
1961	Crow, Lindon.....	6	117	19.5	31	0
1962	Crow, Lindon.....	5	100	20.0	65t	1
1963	Meador, Ed.....	6	38	6.3	20	0
1964	Richardson, Jerry.....	5	146	29.2	41	0
1965	Martin, Aaron.....	2	60	30.0	37t	1



Year	Player	No.	Yards	Avg.	Long	TD
1966	Williams, Clarence	8	97	12.1	32t	1
1967	Meador, Ed	8	103	12.9	30t	2
1968	Williams, Clarence	7	51	7.3	36	0
1969	Meador, Ed	5	97	19.4	38t	2
1970	Williams, Clarence	5	108	21.6	65t	1
1971	Howard, Gene	6	99	16.5	35	0
1972	Nettles, Jim	6	168	28.0	43	0
1973	Stukes, Charlie	5	104	20.8	42	0
1974	Elmendorf, Dave	7	186	26.6	57t	2
1975	Simpson, Bill	6	90	15.0	29	0
1976	Jackson, Monte	10	173	17.3	46	3
1977	Simpson, Bill	6	157	26.2	42	0
1978	Perry, Rod	8	117	14.6	44t	3
1979	Cromwell, Nolan	5	109	21.8	34	0
1980	Cromwell, Nolan	8	140	17.5	34	1
1981	Cromwell, Nolan	5	94	18.8	94t	1
1982	Perry, Rod	3	57	19.0	33	0
1983	Collins, Kirk	5	113	22.6	58	0
1984	Irvin, LeRoy	5	166	33.2	81t	2
1985	Green, Gary	6	84	14.0	41t	1
1986	Gray, Jerry	8	101	12.6	28	0
1987	Irvin, LeRoy	2	47	23.5	47t	1
1988	Johnson, Johnnie	4	18	4.5	11	0
1989	Gray, Jerry	6	48	8.0	27t	1
1990	Humphery, Bobby	4	52	13.0	44t	1
1991	Gray, Jerry	3	83	27.7	59t	1
1992	Henley, Darryl	4	41	10.3	25	0
1993	Bailey, Robert	2	41	20.5	41	0
1994	Pope, Marquez	3	66	22.0	51	0
1995	Wright, Toby	6	79	13.2	27	0
1996	Lyle, Keith	9	152	16.9	68	0
1997	McNeil, Ryan	9	127	14.1	75t	1
1998	Lyght, Todd	3	30	10.0	17	0
	Lyle, Keith	3	20	6.7	20	0
1999	Lyght, Todd	6	112	18.7	57t	1
2000	McCleon, Dexter	8	28	3.5	23	0
2001	Bly, Dre'	6	150	25.0	93t	2
2002	Herring, Kim	3	38	12.7	36	0
2003	Fisher, Travis	4	205	51.3	74t	2
	Williams, Aeneas	4	82	20.5	46t	1
	Butler, Jerametrious	4	72	18.0	45	0
	Polley, Tommy (LB)	4	32	8.0	22	0
2004	Butler, Jerametrious	5	15	3.0	10	0
2005	Furrey, Mike	4	143	35.8	67t	1
2006	Bartell, Ron	3	63	21.0	38t	1
	Hill, Tye	3	20	6.7	14	0
	Brown, Fakhir	3	17	5.7	20	0
	Atogwe, Oshiomogho	3	8	2.7	7	0
2007	Atogwe, Oshiomogho	8	125	15.6	52t	1
2008	Atogwe, Oshiomogho	5	91	18.2	43	0
2009	Butler, James	3	17	5.6	17	0
2010	Feltcher, Bradley	4	41	10.3	28	0
2011	Gordy, Josh	3	37	12.3	30	0
2012	Jenkins, Janoris	4	150	37.5	41t	3
2013	Johnson, Trumaine	3	36	12.0	29	0
2014	Johnson, Trumaine	3	69	23.0	43t	1
2015	Johnson, Trumaine	7	136	19.4	58t	1

TACKLES (Unofficial)

Year	Player	Solo	Assists	Total
1962	McKeever, Marlin (LB)	58	31	89
1963	Pardee, Jack (LB)	46	25	71
1964	Jones, David (DE)	75	22	97
1965	Jones, David (DE)	68	27	95
1966	Jones, David (DE)	98	14	112
1967	Jones, David (DE)	100	39	139
1968	Jones, David (DE)	87	23	110
1969	Jones, David (DE)	59	55	114
1970	Pottios, Myton (LB)	62	26	88
1971	McKeever, Marlin (LB)	76	32	108
1972	Robinson, Isiah (LB)	59	23	82
1973	Reynolds, Jack (LB)	58	28	86
1974	Reynolds, Jack (LB)	72	29	101
1975	Reynolds, Jack (LB)	74	38	112
1976	Reynolds, Jack (LB)	89	31	120
1977	Elmendorf, Dave (S)	59	35	94
1978	Youngblood, Jim (LB)	80	43	120



1979	Reynolds, Jack (LB)	83	61	144
1980	Reynolds, Jack (LB)	81	38	119
1981	Ekern, Carl (LB)	85	46	131
1982	Andrews, George (LB)	47	20	67
1983	Ekern, Carl (LB)	94	36	130
1984	Collins, Jim (LB)	142	43	185
1985	Collins, Jim (LB)	103	37	140
1986	Newsome, Vince (S)	91	22	113
1987	Collins, Jim (LB)	78	12	90
1988	Ekern, Carl (LB)	64	29	93
1989	Newsome, Vince (S)	64	25	89
1990	Newsome, Vince (S)	74	18	92
1991	Kelm, Larry (LB)	88	17	105
1992	Greene, Kevin (LB)	75	12	87
1993	Phifer, Roman (LB)	96	21	117
1994	Conlan, Shane (LB)	82	24	106
1995	Phifer, Roman (LB)	106	43	149
1996	Phifer, Roman (LB)	123	47	170
1997	Jones, Robert (LB)	72	43	115
1998	Jenkins, Billy (S)	90	31	121
1999	Fletcher, London (LB)	80	58	138
2000	Fletcher, London (LB)	117	76	193
2001	Fletcher, London (LB)	113	76	189
2002	Archuleta, Adam (S)	101	48	149
2003	Tinoisamoa, Pisa (LB)	70	51	121
2004	Tinoisamoa, Pisa (LB)	100	45	145
2005	Tinoisamoa, Pisa (LB)	91	43	134
2006	Witherspoon, Will (LB)	104	32	136
2007	Witherspoon, Will (LB)	103	29	132
2008	Tinoisamoa, Pisa (LB)	88	47	135
2009	Laurinaitis, James (LB)	98	48	146
2010	Laurinaitis, James (LB)	98	16	114
2011	Laurinaitis, James (LB)	101	41	142
2012	Laurinaitis, James (LB)	132	42	174
2013	Ogletree, Alec (LB)	124	31	155
2014	Ogletree, Alec (LB)	110	59	169
2015	Barron, Mark (LB/S)	135	28	107

SACKS (Not an official sack until 1982)

Year	Player	No.	Year	Player	No.
1950	Jack Zilly (DE)	7.0	1983	Jack Youngblood (DE)	10.5
1951	Larry Brink (DE)	3.0	1984	Jack Youngblood (DE)	9.5
1952	Andy Robustelli (DE)	7.5	1985	Mike Wilcher (LB)	12.5
1953	Andy Robustelli (DE)	8.0	1986	Gary Jeter (DE)	8.0
1954	Andy Robustelli (DE)	4.0	1987	Gary Jeter (DE)	7.0
1955	Andy Robustelli (DE)	6.0	1988	Kevin Greene (LB)	16.5
1956	Paul Miller (DE)	6.0	1989	Kevin Greene (LB)	16.5
1957	Dick Daugherty (LB)	8.0	1990	Kevin Greene (LB)	13.0
1958	Lou Michaels (DE)	6.0	1991	Kevin Greene (LB)	3.0
1959	George Struger (DT)	5.0		Gerald Robinson (DE)	3.0
1960	Gene Brito (DE)	7.0	1992	Kevin Greene (LB)	10.0
1961	Lamar Lundy (DE)	11.0	1993	Sean Gilbert (DT)	10.5
1962	Deacon Jones (DE)	12.0	1994	Robert Young (DE)	6.5
1963	Lamar Lundy (DE)	9.0	1995	D'Marco Farr (DT)	11.0
1964	Deacon Jones (DE)	22.0	1996	Kevin Carter (DE)	9.5
1965	Deacon Jones (DE)	19.0	1997	Leslie O'Neal (DE)	10.0
1966	Deacon Jones (DE)	18.0	1998	Kevin Carter (DE)	12.0
1967	Deacon Jones (DE)	21.0	1999	Kevin Carter (DE)	17.0
1968	Deacon Jones (DE)	22.0	2000	Grant Wistrom (DE)	11.0
1969	Deacon Jones (DE)	15.0	2001	Leonard Little (DE)	14.5
1970	Deacon Jones (DE)	12.0	2002	Leonard Little (DE)	12.0
1971	Coy Bacon (DE)	11.0	2003	Leonard Little (DE)	12.5
1972	Coy Bacon (DE)	11.5	2004	Bryce Fisher (DE)	8.5
1973	Jack Youngblood (DE)	16.5	2005	Leonard Little (DE)	9.5
1974	Jack Youngblood (DE)	15.0	2006	Leonard Little (DE)	13.0
1975	Jack Youngblood (DE)	15.0	2007	Will Witherspoon (LB)	7.0
1976	Jack Youngblood (DE)	14.5	2008	James Hall (DE)	6.5
	Larry Brooks (DT)	14.5	2009	Leonard Little (DE)	6.5
1977	Jack Youngblood (DE)	8.5	2010	James Hall (DE)	10.5
1978	Larry Brooks (DE)	8.0	2011	Chris Long (DE)	13.0
1979	Jack Youngblood (DE)	18.0	2012	Chris Long (DE)	11.5
1980	Jack Youngblood (DE)	11.5	2013	Robert Quinn (DE)	19.0
1981	Jack Youngblood (DE)	12.5	2013	Robert Quinn (DE)	10.5
1982	Mike Fanning (DT)	5.0	2015	Aaron Donald (DT)	11.0



INDIVIDUAL RECORDS

SERVICE

Most Seasons

20	Jackie Slater, 1976-95
15	Charlie Cowan, 1961-75 Joe Scibelli, 1961-75 Merlin Olsen, 1962-76
14	Jack Youngblood, 1971-84 Doug Smith, 1978-91 Isaac Bruce, 1994-2007

Most Games Played

259	Jackie Slater, 1976-95
208	Merlin Olsen, 1962-76
206	Charlie Cowan, 1961-75

Most Consecutive Games Played

201	Jack Youngblood, 1971-84
198	Merlin Olsen, 1962-76
184	Tom Mack, 1966-1978

SCORING

Most Seasons Leading Team

9	Jeff Wilkins, 1997-99, 2002-07
7	Bob Waterfield, 1946-52
6	Bruce Gossett, 1964-69 Mike Lansford, 1982-90

Most Consecutive Seasons Leading Team

6	Bruce Gossett, 1964-69 Mike Lansford, 1984-89 Bob Waterfield, 1945-50 Jeff Wilkins, 2002-07
5	David Ray, 1970-74
4	Danny Villaneuva, 1960-63 Tony Zendejas, 1991-94 Greg Zuerlein, 2012-15

POINTS

Career

1,223	Jeff Wilkins, 1997-2007 (428 pat, 265 fg)
789	Mike Lansford, 1982-90 (315 pat, 158 fg)
573	Bob Waterfield, 1945-52 (13 td, 315 pat, 60 fg)

Season

163	Jeff Wilkins, 2003 (39 fg, 46 pat)
160	Marshall Faulk, 2000 (26 td, 2 two-point conv.)
131	Jeff Wilkins, 2006 (32 fg, 35 pat)

Season, Rookie

120	Eric Dickerson, 1983 (20 td)
118	Frank Corral, 1978 (31 pat, 29 fg)
95	Greg Zuerlein, 2012 (26 pat, 23 fg)

Game

24	Bob Shaw, vs. Washington, 12/11/49 (4 td) Elroy Hirsch, vs. New York Yanks, 9/28/51 (4 td) Harold Jackson, vs. Dallas, 10/14/73 (4 td) Az-Zahir Hakim, @ Cincinnati, 10/3/99 (4 td) Isaac Bruce, vs. San Francisco, 10/10/99 (4 td) Marshall Faulk, @ San Francisco, 10/29/00 (4 td) Marshall Faulk, vs. Minnesota, 12/10/00 (4 td) Marshall Faulk, @ Tampa Bay, 12/18/00 (4 td) Marshall Faulk, vs. Indianapolis, 12/30/01 (4 td) Marshall Faulk, vs. Seattle, 10/20/02 (4 td) Steven Jackson, @ Minnesota, 12/31/06 (4 td)
21	Jeff Wilkins, vs. San Diego, 10/1/00 (5 fg, 6 pat)
18	Many times, last by Tavon Austin, at Indianapolis 11/10/13 (3 td)

26	Gordy Soltau, @ San Francisco, 10/28/51 (3 td, 1 fg, 5 pat)
24	Many times, last by Ron Moore, @ Phoenix, 12/4/93 (4 td)
21	Two times, last by Rich Karlis, @ Minnesota, 11/15/89 (7 fg)

TOUCHDOWNS

Career

85	Marshall Faulk, 1999-2006 (58 r, 27 p)
84	Isaac Bruce, 1994-2007 (84 p)
74	Torry Holt, 1999-2008 (74 p)

Season

26	Marshall Faulk, 2000 (18 r, 8 p)
21	Marshall Faulk, 2001 (12 r, 9 p)
20	Eric Dickerson, 1983 (18 r, 2 p)

Game

4	Bob Shaw, vs. Washington, 12/11/49 (4 p) Elroy Hirsch, vs. New York Yanks, 9/28/51 (4 p) Harold Jackson, vs. Dallas, 10/14/73 (4 p) Az-Zahir Hakim, @ Cincinnati, 10/3/99 (3p, 1 p) Isaac Bruce, vs. San Francisco, 10/10/99 (4 p) Marshall Faulk, @ San Francisco, 10/29/00 (2 r, 2 p) Marshall Faulk, vs. Minnesota, 12/10/00 (4 r) Marshall Faulk, @ Tampa Bay, 12/18/00 (3 r, 1 p) Marshall Faulk, vs. Indianapolis, 12/30/01 (3 r, 1 p) Marshall Faulk, vs. Seattle, 10/20/02 (3 r, 1 p) Steven Jackson, @ Minnesota, 12/31/06 (3 r, 1 p)
3	Many times, last by Tre Mason, vs. Oak., 11/30/14 (2 run, 1 rec.)
2	Many times, Last by Todd Gurley, vs. TB., 9/25/16 (2 run)

Game, Opponent

4	Lenny Moore, @ Baltimore, 10/16/60 (4 r) Ron Moore, @ Phoenix, 12/4/93 (4 r)
3	Many times, last by Torrey Smith, Baltimore, 9/25/11
2	Many times, Last by Cameron Brate, Tampa Bay, 9/25/16

Most Consecutive Games Scoring Touchdown

11	Elroy Hirsch, 1950-51
10	Eric Dickerson, 1983 Greg Bell, 1988-89
9	Marshall Faulk, 2001-02

POINTS AFTER TOUCHDOWN

Most Attempted, Career

429	Jeff Wilkins, 1997-2007
336	Bob Waterfield, 1945-52
325	Mike Lansford, 1982-90

Most Attempted, Season

64	Jeff Wilkins, 1999
58	Bob Waterfield, 1950
52	Frank Corral, 1980

Most Attempted, Game

9	Bob Waterfield vs. Baltimore, 10/22/50
8	Paige Cothren, vs. San Francisco, 11/9/58 Tom Dempsey, vs. Atlanta, 12/4/76 Chip Lohmiller, vs. Atlanta, 11/10/96
7	Many times, last by Greg Zuerlein, vs. Oak., 11/30/14

Game, Opponent

Most Made, Career

*NFL Record

† Ties NFL Record



- 428 Jeff Wilkins, 1997-2007
- 315 Bob Waterfield, 1945-52
- Mike Lansford, 1982-90
- 211 Bruce Gossett, 1964-69

Most Made, Season

- 64 Jeff Wilkins, 1999
- 58 Jeff Wilkins, 2001
- 54 Bob Waterfield, 1950

Most Made, Game

- †9 Bob Waterfield, vs. Baltimore, 10/22/50
- 8 Paige Cothren, vs. San Francisco, 11/9/58
- 7 Bob Waterfield, @ New York Giants, 11/14/48
- Bruce Gossett, vs. New York Giants, 11/13/66
- Jeff Wilkins, vs. Carolina 11/11/01
- Greg Zuerlein, vs. Oakland, 11/30/14

Most Made, Game, Opponent

- 8 Tom Feamster, @ Baltimore, 11/25/56
- Cliff Patton, @ Philadelphia, 10/7/50
- 7 Bob Jencks, vs. Chicago, 10/13/63
- 6 Many times, last by S. Gostkowski, vs. NE, 10/28/12

Most Consecutive Made

- 371 Jeff Wilkins, 1999-2007
- 165 Bruce Gossett, 1965-69
- 102 David Ray, 1970-72

Highest Percentage Made, Career (83 attempts)

- 99.8 Jeff Wilkins, 1997-2007 (403-404)
- 98.7 Josh Brown, 2008-11 (79-80)
- 98.2 Danny Villanueva, 1960-63 (111-113)
- 97.6 Greg Zuerlein, 2012-present (120-123)**

Most Made, No Misses, Season

- 64 Jeff Wilkins, 1999
- 58 Jeff Wilkins, 2001
- 51 Mike Lansford, 1989

TWO-POINT CONVERSIONS

Most Two Point Conversions, Career

- 7 Marshall Faulk, 1999-2006
- 3 Isaac Bruce, 1994-2007
- 2 Jerome Bettis, 1993-95
- Tony Banks, 1996-98
- Ricky Proehl, 1998-2002

Most Two Point Conversions, Season

- 2 Jerome Bettis, 1994
- Marshall Faulk, 2000
- Marshall Faulk, 2004
- 1 Many times, last by Sam Bradford, Benny Cunningham & Isaiah Pead, 2013

Most Two Point Conversions, Game

- 2 Marshall Faulk, vs. Atlanta, 10/15/00 (2 runs)
- 1 Many times, last by Jared Cook, vs. San Francisco, 11/01/15

Most Two Point Conversions, Opponent, Season

- 2 Terance Mathis, Atlanta, 1994
- 2 Reggie Bush, New Orleans, 2007

Most Two Point Conversions, Opponent, Game

- 2 Reggie Bush, @ New Orleans, 11/11/07 (2 runs)
- 1 Many times, last by Marshawn Lynch, vs. Sea., 9/13/15 (rush)

FIELD GOALS

Most Attempted, Career

- 328 Jeff Wilkins, 1997-2007
- 217 Mike Lansford, 1982-90
- 207 Bruce Gossett, 1964-69

Most Attempted, Season

- 49 Bruce Gossett, 1966
- 47 David Ray, 1973
- 45 David Ray, 1970

Most Attempted, Game

- 7 Bob Waterfield, vs. Detroit, 12/9/51
- Jeff Wilkins, vs. Denver, 9/10/06
- 6 Five times, last by David Ray, @ New Orleans, 11/26/72
- 5 Many times, Last by Greg Zuerlein, vs. Denver, 11/17/14

Most Attempted, Opponent, Game

- 7 Rich Karlis, @ Minnesota, 11/5/89
- 6 Five times, last by John Carney, vs. New Orleans, 9/26/04
- 5 Many times, last by Blair Walsh, vs. MIN, 12/16/12

Most Made, Career

- 265 Jeff Wilkins, 1997-2007
- 158 Mike Lansford, 1982-90
- 120 Bruce Gossett, 1964-69

Most Made, Season

- 39 Jeff Wilkins, 2003
- 33 Josh Brown, 2010
- 32 Jeff Wilkins, 2006

Most Made, Season, Rookie

- 29 Frank Corral, 1978
- 23 Greg Zuerlein, 2012**
- 18 Bruce Gossett, 1964
- Rafael Septien, 1977

Most Made, Game

- 6 Jeff Wilkins, vs. Denver, 9/10/06
- 5 Four times, last by Greg Zuerlein, vs. Denver, 11/16/14**
- 4 Many times, last by Greg Zuerlein, vs. Buffalo, 10/9/16**

Most Made, Opponent, Game

- 7 Rich Karlis, @ Minnesota 11/5/89
- 5 Many times, last by C. Catanzaro, @ ARI, 10/4/15
- 4 Many times, last by Phil Dawson, @ SF, 1/13/16

Most Consecutive Field Goals Made

- 30 Jeff Wilkins, 1999-2001
- 19 Jeff Wilkins, 2003
- 17 Tony Zendejas, 1991

Most Consecutive Games, Made Field Goal

- 27 Jeff Wilkins, 2002-04
- 20 David Ray, 1970-71
- 19 Bruce Gossett, 1967-68

Longest Field Goal

- 61 Greg Zuerlein, at Minnesota 11/8/15**
- 60 Greg Zuerlein, vs. Seattle, 9/30/12
- 58 Greg Zuerlein, vs. Seattle, 9/30/12
- 57 Jeff Wilkins, vs. Arizona, 9/27/98
- 56 Twice, Greg Zuerlein, at Chicago, 9/23/12
- vs. Minnesota, 9/7/14

Longest Field Goal, Opponent

- 56 Joe Nedney, vs. San Francisco, 12/24/05
- 55 Adam Vinatieri, vs. New England, 12/13/98
- Jay Feely, @ New York Jets, 11/9/08
- 54 Four times, last by Robbie Gould, at Chicago, 9/24/12

Most Made, 50 or More Yards, Career

- 26 Jeff Wilkins, 1997-2007
- 18 Greg Zuerlein, 2012-Present**
- 15 Josh Brown, 2008-2011
- 8 Tony Zendejas, 1991-94

Most Made, 50 or More Yards, Season



- 7 **Greg Zuerlein, 2012**
- 6 Tony Zendejas, 1993
Josh Brown, 2008
Josh Brown, 2009
- 4 Jeff Wilkins, 2003, 2004, 2005
Greg Zuerlein, 2014

Most Made, 50 or More Yards, Game

- 2 **Seven times, last by Greg Zuerlein, @ MIN, 11/8/15**
- 1 Many times, last by Greg Zuerlein, @ Wash., 9/20/15

Most Made, 50 or More Yards, Game, Opponent

- 3 Blair Walsh, vs. Minnesota, 12/16/12
- 2 Tom Dempsey, vs. New Orleans, 12/6/70
Mick Luckhurst, vs. Atlanta, 10/7/84
John Carney, vs. New Orleans, 9/26/04
Nick Folk, vs. New York Jets, 11/19/12

Highest Field Goal Percentage, Career (50 attempts)

- 81.88 Josh Brown, 2008-11 (104-127)
- 80.79 Jeff Wilkins, 1997-2007 (265-328)
- 79.52 Tony Zendejas, 1991-94 (66-83)

78.9 Greg Zuerlein, 2012- (93-119)

Highest Field Goal Percentage, Season

- 100.0 Tony Zendejas, 1991 (17-17)
Jeff Wilkins, 2000 (17-17)
- 92.86 Jeff Wilkins, 2003 (39-42)
- 92.59 Greg Zuerlein, 2013 (25-27)**

SAFETIES

Most, Career

- 3 Kevin Greene, 1985-92
- 2 Fred Dryer, 1972-81
Jack Youngblood, 1971-84
Kevin Carter, 1995-2000

Most, Season

- †2 Fred Dryer, 1973

Most, Game

- *2 Fred Dryer, vs. Green Bay, 10/21/73
- 1 Many players, last by Eugene Sims,
at CAR 10/21/13

Most, Game, Opponent

- 1 Many times, last by John Abraham, at Arizona,
12/8/13

RUSHING

Most Seasons Leading Team

- 8 Steven Jackson, 2005-12
- 6 Marshall Faulk, 1999-2006
- 5 Lawrence McCutcheon, 1973-77
- 4 Dick Bass, 1962-66
Eric Dickerson, 1983-86

Most Consecutive Seasons Leading Team

- 8 Steven Jackson, 2005-12
- 6 Marshall Faulk, 1999-2006
- 5 Lawrence McCutcheon, 1973-77
- 4 Eric Dickerson, 1983-86

ATTEMPTS

Career

- 2,395 Steven Jackson, 2004-12
- 1,525 Eric Dickerson, 1983-87
- 1,447 Marshall Faulk, 1999-2006

Season

- 404 Eric Dickerson, 1986
- 390 Eric Dickerson, 1983
- 379 Eric Dickerson, 1984

Season, Rookie

- †390 Eric Dickerson, 1983
- 294 Jerome Bettis, 1993
- 250 Zac Stacy, 2013

Game

- 39 Jerome Bettis, vs. Chicago, 1/2/94
- 38 Eric Dickerson, @ St. Louis, 9/7/86
- 36 Charles White, @ Philadelphia, 9/15/85

Game, Opponent

- 41 Rodney Hampton, @ New York Giants, 9/19/93
Gerald Riggs, @ Atlanta, 11/17/85
- 35 Lynn Cain, Atlanta, 10/7/84
Gerald Riggs, Atlanta, 10/12/86
- 33 Shaun Alexander, @ Seattle, 11/13/05
Maurice Jones-Drew, @ Jacksonville, 10/18/09

YARDS GAINED

Career

- 10,135 Steven Jackson, 2004-12
- 7,245 Eric Dickerson, 1983-87
- 6,959 Marshall Faulk, 1999-2006

Season

- *2,105 Eric Dickerson, 1984
- 1,821 Eric Dickerson, 1986
- 1,808 Eric Dickerson, 1983

Season, Rookie

- 1,808 Eric Dickerson, 1983
- 1,429 Jerome Bettis, 1993
- 1,106 Todd Gurley, 2015**
- 973 Zac Stacy, 2013

Game

- 247 Willie Ellison, vs. New Orleans, 12/5/71
- 223 Tom Wilson, vs. Green Bay, 12/16/56
- 221 Greg Bell, vs. Green Bay, 9/24/89

Game, Rookie

- 223 Tom Wilson, vs. Green Bay, 12/16/56
- 212 Jerome Bettis, @ New Orleans, 12/12/93
- 199 Eric Dickerson, vs. Detroit, 10/2/83
- 159 Todd Gurley, @ Green Bay, 10/11/15**

Game, Opponent

- 253 DeMarco Murray, @ Dallas, 10/23/11
- 237 Jim Brown, @ Cleveland, 11/24/57
- 228 Beanie Wells, vs. Arizona, 11/27/11
- 212 Adrian Peterson, vs. Minnesota, 12/16/12

Longest Run

- 92t Kenny Washington, @ Chicago Cardinals, 11/2/47
- 89t Tre Mason, vs. Oakland, 11/20/14**
- 85t Eric Dickerson, @ New York Jets, 9/25/83
- 84t Tom Harmon, @ Chicago Bears, 10/13/46

Longest Run, Opponents

- 91t DeMarco Murray, @ Dallas, 10/23/11
- 82t Adrian Peterson, vs. Minnesota, 12/16/12
- 80 Jamaal Charles, vs. Kansas City, 12/19/10
- 76t Najeh Davenport, vs. Green Bay, 10/19/03

Most Seasons, 1,000 or More Yards

- 8 Steven Jackson, 2005-12
- 4 Lawrence McCutcheon, 1973-74, 1976-77
Eric Dickerson, 1983-86
- 3 Marshall Faulk, 1999-01
- 2 Dick Bass, 1962, 1966
Wendell Tyler, 1979, 1981
Greg Bell, 1988-89
Jerome Bettis, 1993-94

Most Consecutive Seasons, 1,000 or More Yards

- 8 Steven Jackson, 2005-12
- 4 Eric Dickerson, 1983-86
- 3 Marshall Faulk, 1999-01

Most Games, 100 or More Yards, Career

- 38 Eric Dickerson, 1983-87
- 33 Steven Jackson, 2004-12
- 27 Marshall Faulk, 1999-2006

Most Games, 100 or More Yards, Season



- 11 Eric Dickerson, 1984
- 9 Eric Dickerson, 1983
- 7 Jerome Bettis, 1993
- Marshall Faulk, 1999
- Steven Jackson, 2009

Most Consecutive Games, 100 or More Yards

- 6 Eric Dickerson, 1984
- 5 Eric Dickerson, 1986
- 4 Eric Dickerson, 1983, 1984
- Jerome Bettis, 1994
- Marshall Faulk, 1999
- Marshall Faulk, 2003
- Steven Jackson, 2009

AVERAGE GAIN

Career (500 att.)

- 5.182 Dan Towler, 1950-55 (674-3,493)
- 4.833 Paul (Tank) Younger, 1949-57 (682-3,296)
- 4.809 Marshall Faulk, 1999-2006 (1,447-6,959)

Season (Qualifiers)

- 7.40 Kenny Washington, 1947 (60-444)
- 7.26 Skeet Quinlan, 1953 (97-705)
- 6.77 Dan Towler, 1951 (126-854)

Game (10 att.)

- 14.6 Dan Towler, @ Baltimore, 11/22/53 (14-205)
- 13.2 Kenny Washington, @ Chicago Cardinals, 11/2/47 (11-145)
- 13.1 Dan Towler, @ Green Bay, 10/21/51 (11-144)

Game (10 att.), Opponent

- 13.8 George Taliaferro, vs. New York Yanks, 11/18/51 (12-166)
- 13.3 Frank Reagan, vs. New York Giants, 12/1/46 (10-133)
- 12.6 Delvin Williams, vs. Miami, 11/9/80 (12-151)

RUSHING TOUCHDOWNS

Career

- 58 Marshall Faulk, 1999-2006
- 56 Eric Dickerson, 1983-87
- 56 Steven Jackson, 2004-12

Season

- 18 Eric Dickerson, 1983
- Marshall Faulk, 2000
- 16 Greg Bell, 1988
- 15 Greg Bell, 1989

Season, Rookie

- †18 Eric Dickerson, 1983
- 10 Todd Gurley, 2015**
- 7 Jerome Bettis, 1993
- 7 Zac Stacy, 2013
- 6 Dan Towler, 1952

Game

- 4 Marshall Faulk, vs. Minnesota, 12/10/00
- 3 Many times, last by Steven Jackson, vs. Dallas, 11/19/08

Game, Opponent

- 4 Jim Brown, @ Cleveland, 11/24/57
- Ron Moore, @ Phoenix, 12/4/93
- 3 Many times, last by Maurice Jones-Drew, @ Jacksonville, 10/18/09
- 2 Many times, last by Beanie Wells, @ARI, 11/25/12

PASSING

Most Seasons Leading Team

- 9 Roman Gabriel, 1963-72
- 8 Jim Everett, 1986-92
- Marc Bulger, 2002-09
- 6 Norm Van Brocklin, 1950, 1952-1955, 1957

Most Consecutive Seasons Leading Team

- 9 Roman Gabriel, 1963-72
- 8 Jim Everett, 1986-92
- Marc Bulger, 2002-09
- 4 Norm Van Brocklin, 1952-1955

RATING

Highest, Career (1,500 att.)

- 97.2 Kurt Warner, 1998-2003
- 84.4 Marc Bulger, 2001-09
- 79.3 Sam Bradford, 2010-

Highest, Season (Qualifiers)

- 109.2 Kurt Warner, 1999
- 101.8 Trent Green, 2000
- 101.4 Kurt Warner, 2001

Season, Rookie (Qualifiers)

- 81.8 Dieter Brock, 1985
- 76.5 Sam Bradford, 2010
- 72.4 Bob Waterfield, 1945

ATTEMPTS

Career

- 3,313 Roman Gabriel, 1962-72
- 3,277 Jim Everett, 1986-93
- 3,171 Marc Bulger, 2001-09

Season

- 590 Sam Bradford, 2010
- 588 Marc Bulger, 2006
- 554 Jim Everett, 1990

Season, Rookie

- 590 Sam Bradford, 2010
- 368 Tony Banks, 1996
- 365 Dieter Brock, 1985

Game

- 62 Marc Bulger, @ New York Giants, 10/2/05
- 56 Marc Bulger, @ San Francisco, 9/11/05
- 55 Mark Rypien, vs. Buffalo, 12/10/95
- Marc Bulger, vs. Chicago, 12/11/06
- Sam Bradford, vs. Minnesota, 12/16/12
- Sam Bradford, vs. Arizona, 9/12/10
- Sam Bradford, at Atlanta, 9/15/13

Game, Opponent

- 58 Kent Graham, @ Arizona, 9/29/96
- 56 Drew Brees, vs. New Orleans, 12/15/2013
- 54 Peyton Manning, vs. Denver, 11/16/14
- 52 Tony Eason, vs. New England, 11/16/86
- Neil Lomax, @ St. Louis, 11/4/84
- Mark Brunell vs. Jacksonville, 10/20/96
- Ryan Lindley, @ Arizona, 11/25/12

COMPLETIONS

Career

- 1,969 Marc Bulger, 2001-09
- 1,847 Jim Everett, 1986-93
- 1,705 Roman Gabriel, 1962-72

Season

- 375 Kurt Warner, 2001



370 Marc Bulger, 2006
 354 Sam Bradford, 2010
Season, Rookie
 354 Sam Bradford, 2010
 218 Dieter Brock, 1985
 192 Tony Banks, 1996

Game
 40 Marc Bulger, @ New York Giants, 10/2/05
 36 Marc Bulger, vs. San Diego, 11/10/02
 35 Dieter Brock, vs. San Francisco, 10/27/85
 Kurt Warner, @ Seattle, 9/10/00
 Marc Bulger, @ Green Bay, 11/29/04
 Sam Bradford, vs. Minnesota, 12/16/12

Game, Opponent
 39 Drew Brees, vs. New Orleans, 12/15/2013
 37 Richard Todd, @ New York Jets, 9/25/83
 Kent Graham, @ Arizona, 9/29/96
 Mark Brunell, vs. Jacksonville, 10/20/96
 36 Tony Eason, vs. New England, 11/16/86
 Josh McCown, vs. Chicago, 11/24/13

Consecutive Passes Completed
 20 Case Keenum vs. Detroit Lions, 10/16/16
 18 Jim Everett, vs. New York Giants, 11/12/89
 16 Jim Everett, vs. Kansas City, 11/10/91

COMPLETION PERCENTAGE

Career (500 att.)
 66.4% Kurt Warner, 1998-2003 (1,688-1,121)
 62.1% Marc Bulger, 2001-09 (2,924-1,829)
 58.6% Sam Bradford, 2010-14 (1,760-1,032)

Season (min. 200 att.)
 67.7% Kurt Warner, 2000 (347-235)
 66.2% Marc Bulger, 2004 (495-321)
 65.1% Kurt Warner, 1999 (499-325)

Season, Rookie (min. 100 att.)
 60.0% Sam Bradford, 2010 (590-354)
 59.7% Dieter Brock, 1985 (365-218)
 56.3% Ryan Fitzpatrick, 2005 (135-76)

Game (20 att.)
 86.9% Kurt Warner, vs. San Francisco, 10/10/99 (23-20)
 85.7% Jim Everett, vs. New York Giants, 10/18/92 (21-18)
 85.5% Austin Davis, vs. Seattle, 10/20/14 (20-17)
 84.4% Kurt Warner, vs. Minnesota 12/10/00 (32-27)

Game (20 att.), Opponent
 91.3% Vinny Testaverde, vs. Cleveland, 12/26/93 (21-23)
 84.6% Kerry Collins, vs. New York Giants, 9/15/02 (22-26)
 85.7% Alex Smith, vs. Kansas City, 10/27/14 (24-28)
 84.4% Carson Palmer, at Arizona, 12/8/13 (27-32)

YARDS GAINED

Career
 23,758 Jim Everett, 1986-93
 22,814 Marc Bulger, 2001-09
 22,223 Roman Gabriel, 1962-72

Season
 4,830 Kurt Warner, 2001
 4,353 Kurt Warner, 1999
 4,310 Jim Everett, 1989

Season, Rookie
 3,512 Sam Bradford, 2010
 2,658 Dieter Brock, 1985
 2,544 Tony Banks, 1996

Game
 *554 Norm Van Brocklin, vs New York Yanks, 9/28/51
 509 Vince Ferragamo, vs. Chicago, 12/26/82

454 Jim Everett, @ New Orleans, 11/26/89
Game, Opponent
 483 Boomer Esiason, vs. Cincinnati, 10/7/90
 462 Steve Young, vs. San Francisco, 11/28/93
 446 Richard Todd, @ New York Jets, 9/25/83

Most Seasons, 3,000 or More Passing Yards
 5 Jim Everett, 1988-92
 3 Kurt Warner, 1999-01
 Marc Bulger, 2003-04, 2006
 2 Vince Ferragamo, 1980, 1983
 Sam Bradford, 2010, 2012

Most Games, 300 or More Passing Yards, Career
 30 Kurt Warner, 1998-2003
 27 Marc Bulger, 2001-09
 20 Jim Everett, 1986-93

Most Games, 300 or More Passing Yards, Season
 †9 Kurt Warner, 1999
 Kurt Warner, 2001
 8 Marc Bulger, 2006
 7 Kurt Warner, 2000

Most Consecutive Games, 300 or More Passing Yards
 †6 Kurt Warner, 2000
 4 Kurt Warner, 1999
 3 Jim Everett, 1989, 1991
 Mark Rypien, 1995
 Marc Bulger, 2006

Longest Pass Completion
 96t Frank Ryan (to Matson), vs. Pittsburgh, 10/1/61
 95t Bill Munson (to Pope), vs. Green Bay, 12/3/64
 93t Bill Wade (to Phillips), @ Green Bay, 11/16/58
 Roman Gabriel (to Tucker), vs. San Francisco, 11/9/69

Opponent/Longest Pass Completion
 98t Jim Hart (to Rashad), @ St. Louis, 12/10/72
 95t Joe Montana (to Taylor), vs. San Francisco, 12/11/89
 91t Bart Starr (to Dowler), vs. Green Bay, 12/17/60

AVERAGE GAIN

Career (500 att.)
 8.56 Kurt Warner, 1998-2003 (1,688-14,447)
 8.49 Norm Van Brocklin, 1959-57 (1,897-16,114)
 8.01 James Harris, 1972-76 (652-5,220)

Season (Qualifiers)
 10.14 Norm Van Brocklin, 1954 (260-2,637)
 9.88 Kurt Warner, 2000 (347-3,429)
 9.61 Bob Waterfield, 1945 (172-1,653)

Game (20 att.)
 15.40 Norm Van Brocklin, @ Chicago Bears, 11/16/52
 15.19 Roman Gabriel, vs. San Francisco, 11/9/69
 15.03 James Harris, @ Miami, 10/3/76

Game (20 att.), Opponent
 15.86 Ed Brown, vs. Chicago, 10/9/60
 14.46 Milt Plum, vs. Detroit, 11/1/64
 14.44 Steve Young, vs. San Francisco, 11/28/93

TOUCHDOWNS

Career
 154 Roman Gabriel, 1962-72
 142 Jim Everett, 1986-92
 122 Marc Bulger, 2001-09

Season
 41 Kurt Warner, 1999
 36 Kurt Warner, 2001
 31 Jim Everett, 1988

Season, Rookie
 18 Sam Bradford, 2010
 16 Dieter Brock, 1985



15	Tony Banks, 1996
Game	
5	Bob Waterfield, vs. New York Bulldogs, 11/27/49 Norm Van Brocklin, vs. Detroit, 10/29/50 Norm Van Brocklin, @. New York Yanks, 9/28/51 Bob Waterfield, vs. Green Bay, 12/16/51 Roman Gabriel, vs. Cleveland, 12/12/65 Vince Ferragamo, vs. New Orleans, 11/2/80 Vince Ferragamo, vs. San Francisco, 10/23/83 Jim Everett, @ New York Giants, 9/25/88 Kurt Warner, vs. San Francisco, 10/10/99
4	Many times, last by Marc Bulger, vs. Washington, 12/24/06
3	Many times, last by Austin Davis, @ Phi, 10/5/14
Game, Opponent	
5	Dan Marino, vs. Miami, 12/14/86
4	Jeff George, @ Oakland, 9/28/97 Eli Manning, @ New York Giants, 10/2/05 Tom Brady, vs. New England, 10/28/12
3	Many times, last by E. Manning, vs. NYG, 12/21/14
Most Games, Four or More Touchdowns Passes, Career	
6	Norm Van Brocklin, 1949-57 Jim Everett, 1986-93
5	Vince Ferragamo, 1977-80, 1982-84
4	Roman Gabriel, 1962-72
Most Games, Four or More Touchdowns Passes, Season	
4	Vince Ferragamo, 1980
3	Kurt Warner, 2001
2	Norm Van Brocklin, 1957 Jim Everett, 1988 Jim Everett, 1990 Kurt Warner, 2000

HAD INTERCEPTED

Career	
128	Bob Waterfield, 1945-52
127	Norm Van Brocklin, 1949-57
123	Jim Everett, 1986-93
Season	
24	Bob Waterfield, 1949
23	Vince Ferragamo, 1983
22	Bill Wade, 1958 Kurt Warner, 2001 Marc Bulger, 2003
Game	
7	Parker Hall, vs. Green Bay, 11/18/42 Bob Waterfield, @ Green Bay, 10/17/58
6	Norm Van Brocklin, vs. Baltimore, 12/4/54 Bill Wade, vs. Detroit, 10/26/56 Norm Van Brocklin, vs. Detroit, 10/13/57 Chris Chandler, @ Carolina, 12/12/04
5	Norm Van Brocklin, @ San Francisco, 10/28/51 Ryan Fitzpatrick, @ Minnesota, 12/11/05 Gus Frerotte, @ Baltimore, 10/14/07
Most Consecutive Passes Attempted, None Intercepted	
249	Marc Bulger, 2005-06
206	Roman Gabriel, 1968-69
169	*Sam Bradford, 2010

LOWEST PERCENTAGE PASSES INTERCEPTED

Career (500 att.)	
2.15	Sam Bradford, 2010- (1,760-38)
2.93	Marc Bulger, 2001-09 (3,171-93)
3.38	Roman Gabriel, 1962-72 (3,313-112)
Season (Qualifiers)	
1.40	Marc Bulger, 2006 (588-8)
1.75	Roman Gabriel, 1969 (399-7)

2.08	Trent Green, 2000 (240-5)
Season, Rookie (Qualifiers)	
2.54	Sam Bradford, 2010 (590-15)
3.56	Dieter Brock, 1985 (365-13)
4.07	Tony Banks, 1996 (368-15)

TIMES SACKED

Career	
279	Roman Gabriel, 1962-72
254	Marc Bulger, 2001-09
186	Jim Everett, 1986-93
Season	
51	Dieter Brock, 1985
49	Marc Bulger, 2006
48	Roman Gabriel, 1966 Tony Banks, 1996
Game	
10	Bill Munson, @ San Francisco, 12/6/64 James Harris, vs. San Francisco, 10/11/76
8	Roman Gabriel, @ Green Bay, 9/25/66 Tony Banks, vs. San Francisco, 10/25/98
7	Many times, Last by Austin Davis, at Kansas City, 10/26/14
Game, Opponent	
10	Bob Barry, vs. Atlanta 9/28/65
9	Mike Ray, vs. Tampa Bay, 11/5/78 Dave Wilson, vs. New Orleans, 11/3/85 Steve Beuerlein, @ Los Angeles Raiders, 9/18/88 Rob Johnson, @ Buffalo, 9/20/98 Kevin Kolb, vs. Arizona, 10/4/12
8	Joe Montana, @ San Francisco, 12/18/88 Daunte Culpepper, vs. Minnesota, 11/30/03
8	Colin Kaepernick, @ San Francisco, 11/3/19

PASS RECEIVING

RECEPTIONS

Most Seasons Leading Team	
9	Henry Ellard, 1984-93
7	Torry Holt, 1999-2008
5	Tom Fears, 1948-55
Most Consecutive Seasons Leading Team	
8	Henry Ellard, 1984-91
7	Torry Holt, 2002-08
4	Jim Phillips, 1960-63
Career	
942	Isaac Bruce, 1994-2007
869	Torry Holt, 1999-2008
593	Henry Ellard, 1983-1993
Season	
119	Isaac Bruce, 1995
117	Torry Holt, 2003
102	Torry Holt, 2005
Season, Rookie	
54	Eddie Kennison, 1996
53	Donnie Avery, 2008
52	Torry Holt, 1999
Season, Running Back	
90	Steven Jackson, 2006
87	Marshall Faulk, 1999
83	Marshall Faulk, 2001

Game	
18	Tom Fears, vs. Green Bay, 12/3/50
15	Willie Anderson, @ New Orleans, 11/26/89



	Isaac Bruce, vs. Miami, 12/24/95
	Danny Amendola, vs. Washington, 9/16/12
14	Dick Hoerner, vs. New York Yanks, 11/19/50
Game, Opponent	
16	Jerry Rice, @ San Francisco, 11/20/94
	Keenan McCardell, vs. Jacksonville, 10/20/96
13	Larry Centers, @ Arizona, 9/29/96
12	Andre Rison, @ Atlanta, 9/11/94
Most Consecutive Games, Pass Reception	
153	Torry Holt, 1999-2008
81	Henry Ellard, 1986-92
	Marshall Faulk, 1999-2004
70	Jim Phillips, 1958-63
Most Seasons 50 or More Pass Receptions	
11	Isaac Bruce, 1995-97, 1999-2004, 2006-07
10	Torry Holt, 1999-2008
7	Henry Ellard, 1985, 1987-1991, 1993

YARDS

Most Seasons Leading Team	
9	Henry Ellard, 1984-91, 1993
	Torry Holt, 2000-08
5	Tom Fears, 1948-55
Most Consecutive Seasons Leading Team	
9	Torry Holt, 2000-08
8	Henry Ellard, 1984-91
4	Jim Phillips, 1960-63
Career	
14,109	Isaac Bruce, 1994-2007
12,660	Torry Holt, 1999-2008
9,761	Henry Ellard, 1983-93
Season	
1,781	Isaac Bruce, 1995
1,696	Torry Holt, 2003
1,635	Torry Holt, 2000
Season, Rookie	
924	Eddie Kennison, 1996
788	Torry Holt, 1999
786	Bucky Pope, 1964
Season, Running Back	
1,049	Marshall Faulk, 1999
830	Marshall Faulk, 2000
825	Amp Lee, 1997
Game	
*336	Willie Anderson, @ New Orleans, 11/26/89
303	Jim Benton, @ Detroit, 11/22/45
238	Harold Jackson, vs. Dallas, 10/14/73
Game, Rookie	
226	Eddie Kennison, @ Atlanta, 12/15/96
208	Jim Phillips, @ Green Bay, 11/16/58
163	Donnie Avery, @ New England, 10/26/08
Game, Opponent	
286	John Taylor, vs. San Francisco, 12/11/89
257	Billy Wilson, vs. San Francisco, 10/3/54
241	Jerry Rice, @ San Francisco, 12/9/85
Longest Pass Reception	
96t	Ollie Matson (from Frank Ryan), vs. Pittsburgh, 10/1/61
95t	Bucky Pope (from Bill Munson), vs. Green Bay, 12/13/64
93t	Jim Phillips (from Bill Wade), @ Green Bay, 11/16/58
	Wendell Tucker (from Roman Gabriel), vs. San Francisco, 11/9/69
Most Seasons, 1,000 or More Yards Pass Receiving	
9	Isaac Bruce, 1995-96, 1999-2004, 2006
8	Torry Holt, 2000-07

4	Henry Ellard, 1988-91
Most Games, 100 or More Yards Pass Receiving, Career	
46	Torry Holt, 1999-2008
43	Isaac Bruce, 1994-2007
26	Henry Ellard, 1983-93
Most Games, 100 or More Yards Pass Receiving, Season	
10	Torry Holt, 2003
9	Isaac Bruce, 1995
8	Elroy Hirsch, 1951
	Torry Holt, 2000
Most Consecutive Games, 100 or More Yards, Pass Receiving	
6	Isaac Bruce, 1995
5	Elroy Hirsch, 1951
	Bob Boyd, 1954
3	Isaac Bruce, 2004
Most Consecutive Games, 150 or More Yards, Pass Receiving	
3	Isaac Bruce, 1995
2	Tom Fears, 1950-51
	Torry Holt, 2000
	Torry Holt, 2003
	Torry Holt, 2004

AVERAGE GAIN

Career (150 receptions)	
20.5	Bob Boyd, 1950-57 (176-3,611)
20.3	Willie Anderson, 1988-94 (259-5,246)
18.3	Elroy Hirsch, 1949-57 (343-6,289)
Game (3 receptions)	
*63.0	Torry Holt, @ Atlanta, 9/24/00 (3-189)
50.3	Jack Snow, @ Baltimore, 10/15/67 (3-151)
49.7	Bob Boyd, @ Green Bay, 10/17/54 (3-149)
Game (3 receptions), Opponent	
55.3	Koren Robinson, vs. Seattle, 10/20/02 (3-166)
49.3	Charley Taylor, vs. Washington, 10/22/67 (3-148)
44.0	Charles Wilson, vs. Tampa Bay, 12/11/94 (4-176)

TOUCHDOWNS

Career	
84	Isaac Bruce, 1994-2007
74	Torry Holt, 1999-2008
53	Elroy Hirsch, 1949-57
Season	
17	Elroy Hirsch, 1951
13	Harold Jackson, 1973
	Isaac Bruce, 1995
12	Isaac Bruce, 1999
	Torry Holt, 2003
Season, Rookie	
10	Bucky Pope, 1964
8	Eddie Kennison, 1996
6	Leon Clarke, 1956
	Torry Holt, 1999
Game	
4	Bob Shaw, vs. Washington, 12/11/49
	Elroy Hirsch, @ New York Yanks, 9/28/51
	Harold Jackson, vs. Dallas, 10/14/73
	Isaac Bruce, vs. San Francisco, 10/10/99
3	Many times, Last by Torry Holt, vs. Seattle, 10/15/06
2	Many times, Last by Tavon Austin, at Ari., 10/4/15
Game, Opponent	
4	Mike Ditka, vs. Chicago, 10/13/63
3	Many times, last by Torrey Smith, vs. Baltimore, 9/25/11
2	Many times, last by Odell Beckham, vs. NYG, 12/21/14
Most Consecutive Games, Touchdown	
11	Elroy Hirsch, 1950-51
6	Henry Ellard, 1988-89



5 Jim Benton, 1938-39
Jack Snow, 1967-68
Harold Jackson, 1973
Torry Holt, 2003, 2006

PUNTING

Career

449 Donnie Jones, 2007-11
432 Dale Hatcher, 1985-89, 1991
380 Sean Landeta, 1993-96, 2003-04

Season

105 Donnie Jones, 2011
97 Dale Hatcher, 1986
96 Johnny Hekker, 2015
94 Donnie Jones, 2010

Season, Rookie

93 Ken Clark, 1979
87 Dale Hatcher, 1985
82 Johnny Hekker, 2012
77 Rusty Jackson, 1976

Game

12 Parker Hall, vs. Green Bay, 11/26/39
Rusty Jackson, @ San Francisco, 11/21/76
11 Danny Villanueva, vs. Dallas, 9/30/62
Danny Villanueva, @ Pittsburgh, 9/13/64
Donnie Jones, vs. San Francisco, 1/3/2010
10 Many times, last by Johnny Hekker, at San Francisco, 9/12/16

Game, Opponent

14 George Taliafesero, vs. New York Yanks, 9/28/51
11 Tom Girard, vs. Green Bay, 12/3/50
Gerry Collins, vs. Cleveland, 12/12/65
Bobby Joe Green, @ Chicago, 12/2/73
Tom Wittum, @ San Francisco, 11/21/76
Hermon Weaver, @ Seattle, 11/4/79
10 Many times, Last by Tommy Barnhardt,
@ New Orleans, 11/26/89

Longest Punt

88 Bob Waterfield, @ Green Bay, 10/17/48
86 Bob Waterfield, @ Green Bay, 10/5/47
80 Donnie Jones, @ Seattle, 10/21/07
Parker Hall, vs. Philadelphia 12/3/39

Longest Punt, Opponent

76 Sammy Baugh, @ Washington, 11/5/44
75 Sam Baker, vs. Dallas, 9/30/62
74 Jack Jacobs, @ Green Bay, 10/5/47

AVERAGE GROSS YARDS

Career (250 punts)

46.6 Donnie Jones, 2007-11 (449-20,924)
46.5 Johnny Hekker, 2012-present (357 - 16,611)
44.3 Danny Villanueva, 1961-64 (296-13,009)

Season (Qualifiers)

50.0 Donnie Jones, 2008 (82-4,100)
47.9 Johnny Hekker, 2015 (96-4,601)
47.2 Donnie Jones, 2007 (78-3,684)
46.8 Donnie Jones, 2009 (90-4,212)

Season, Rookie (Qualifiers)

45.8 Johnny Hekker, 2012 (82-3,756)
43.6 John Misko, 1982 (45-1,961)
43.2 Dale Hatcher, 1985 (87-3,735)

Game (4 punts)

56.9 Johnny Hekker, vs. Arizona, 10/4/12 (7-398)
56.3 Donnie Jones, vs. Arizona, 11/22/09 (4-225)
56.2 Donnie Jones, vs. Buffalo, 9/28/08 (5-281)
56.0 Donnie Jones, vs. Arizona, 10/7/07 (4-224)

Game, Opponent (4 Punts)

59.5 Mike Scifres, vs. Chargers, 10/17/10 (6-357)
57.3 Fred Morrison, @ Chicago Bears, 11/16/52 (4-229)

56.8 Sammy Baugh, @ Washington, 10/26/41 (6-341)

HAD BLOCKED

Career

5 Bob Waterfield, 1945-52
4 Dale Hatcher, 1985-89, 1991
2 Many players, last by John Misko, 1982-84

Season

2 Bob Waterfield, 1950
Jon Kilgore, 1967
Rusty Jackson, 1976
Glen Walker, 1978
Ken Clark, 1979
1 Many times, last by Johnny Hekker, 2014

Most Consecutive Punts, None Blocked

425 Donnie Jones, 2007-2011
380 Sean Landeta, 1993-96, 2003-04
299 Norm Van Brocklin, 1951-57

PUNT RETURNS

Most Seasons Leading Team

5 Henry Ellard, 1983-93
4 Jon Arnett, 1957-63
Jim Bertelsen, 1972-76
3 Verda (V.T.) Smith, 1949-53
Woodley Lewis, 1950-55
Alvin Haymond, 1969-71
LeRoy Irvin, 1980-89
Eddie Kennison, 1996-98
Az-Zahir Hakim, 1998-2001

Most Consecutive Seasons Leading Team

5 Henry Ellard, 1983-87
4 Jim Bertelsen, 1972-76
3 Verda (V.T.) Smith, 1949-51
Woodley Lewis, 1952-54
Alvin Haymond, 1969-71
LeRoy Irvin, 1980-82
Eddie Kennison, 1996-98
Az-Zahir Hakim, 1999-2001

RETURNS

Career

146 LeRoy Irvin, 1980-89
135 Henry Ellard, 1983-93
112 Az-Zahir Hakim, 1998-2001

Season

56 Eddie Brown, 1979
53 Alvin Haymond, 1970
Todd Kinchen, 1995
52 Jackie Wallace, 1978

Season, Rookie

42 LeRoy Irvin, 1980
30 Tavon Austin, 2013
29 Darryl Henley, 1989
Eddie Kennison, 1996
27 Verda (V.T.) Smith, 1949

Game

7 Many times, last by Az-Zahir Hakim, @ Tennessee,
10/31/99
6 Many times, last by Vernon Turner, vs. New England,
9/13/92
5 Many times, last by Danny Amendola, vs. San
Francisco, 1/3/2010

Game, Opponent

8 Kevin Miller vs. Minnesota, 12/2/79
DeSean Jackson, @ Philadelphia, 9/7/08



7 Many times, last by Leon Washington, vs. Seattle, 11/20/11

YARDS GAINED

Career

1,527 Henry Ellard, 1983-93
1,451 LeRoy Irvin, 1980-89
1,278 Az-Zahir Hakim, 1998-2001

Season

618 Jackie Wallace, 1978
615 LeRoy Irvin, 1981
501 Henry Ellard, 1985

Season, Rookie

427 Verda (V.T.) Smith, 1949
423 Eddie Kennison, 1996
296 Henry Ellard, 1983

Game

*207 LeRoy Irvin, @ Atlanta, 11/14/81
145 Tavon Austin, @ Indianapolis, 11/10/13
143 Tavon Austin, @ Washington, 12/7/14
127 LeRoy Irvin, @ San Francisco, 10/9/81

Game, Opponent

128 Tyrone Hughes, vs. New Orleans, 10/3/93
Darrien Gordon, @ San Diego, 11/27/94
127 Patrick Peterson, @ Arizona, 11/6/11
125 Dana McLemore, @ San Francisco, 11/16/80
122 Robert Brooks, @ Green Bay, 10/9/94

Longest Punt Return

*103t Robert Bailey, @ New Orleans, 10/23/94
98t Tavon Austin, @ Indianapolis, 11/10/13
90t Dick Bass, vs. Green Bay, 12/17/61
90t Stedman Bailey vs. Seattle, 10/19/14
88t Tom Harmon, vs. Detroit, 11/23/47
88t Nick Miller, vs. Arizona, 11/27/11

Longest Punt Return, Opponent

99t Patrick Peterson, @ Arizona, 11/6/11
94t Darrien Gordon, @ Denver, 9/14/97
93t Dana McLemore, @ San Francisco, 1/2/82
90t Nate Burleson, @ Seattle, 11/12/06

AVERAGE YARDAGE

Career (Min. 75 ret.)

11.4 Az-Zahir Hakim, 1998-2001 (112-1,278)
11.3 Henry Ellard, 1983-93 (135-1,527)
11.1 Danny Amendola, 2009-12 (81-899)

Season (Qualifiers)

18.5 Woodley Lewis, 1952 (19-351)
15.8 Verda (V.T.) Smith, 1949 (27-427)
15.6 Les Horvath, 1948 (13-203)

Season, Rookie (Qualifiers)

15.8 Verda (V.T.) Smith, 1949 (27-427)
14.6 Eddie Kennison, 1996 (29-423)
14.5 Jim Bertelsen, 1972 (16-232)

Game

40.0 Woodley Lewis @ Detroit, 10/18/53 (3-120)
39.3 Jon Arnett vs. Chicago, 11/2/58 (3-118)
36.3 Tavon Austin @ Indianapolis, 11/10/13 (4-145)
35.8 Tavon Austin, @ Washington, 12/7/14 (4-143)
34.7 Henry Ellard @ Atlanta, 10/22/84 (3-104)

Game, Opponent (3 returns)

36.0 Art Jones, vs. Pittsburgh, 9/7/41 (3-108)
George McAfee, @ Chicago Bears, 10/10/48 (3-108)
32.0 Tyrone Hughes, vs. New Orleans, 13/3/93 (4-128)
31.8 Patrick Peterson, @ Arizona, 11/6/11 (4-127)

TOUCHDOWNS

Career

4 LeRoy Irvin, 1980-89

Henry Ellard, 1983-91
3 Woodley Lewis, 1950-55
Eddie Kennison, 1996-98
Tavon Austin, 2013-present
2 Todd Kinchen, 1992-95
Az-Zahir Hakim, 1998-2001

Season

3 LeRoy Irvin, 1981
2 Woodley Lewis, 1952
Henry Ellard, 1984
Todd Kinchen, 1992
Eddie Kennison, 1996

1 Many times, last by Tavon Austin, 2015

Season, Rookie

2 Todd Kinchen, 1992
Eddie Kennison, 1996
1 Verda (V.T.) Smith, 1949
Henry Ellard, 1983
Tavon Austin, 2013

Game

†2 Leroy Irvin, @ Atlanta, 10/11/81
Todd Kinchen, vs. Atlanta, 12/27/92
1 Many times, last by Tavon Austin, @ GB., 10/11/15

Game, Opponent

2 Jack Christiansen, vs. Detroit, 10/14/51
1 Many times, last by Patrick Peterson, vs. Ari. 11/25/11

KICKOFF RETURNS

Most Seasons Leading Team

5 Ron Brown, 1984-89, 1991
3 Fred Gehrke, 1940, 1945-49
Jon Arnett, 1957-63
Cullen Bryant, 1973-82, 1987
Drew Hill, 1979-84
Barry Redden, 1982-86
Tony Horne, 1998-00
2 Woodley Lewis, 1950-55
Carver Shannon, 1962-64
Willie Ellison, 1967-72
Ron Smith, 1968-69
Vernon Turner, 1991-92
J.T. Thomas, 1995-98
Arlen Harris, 2003-04
Dante Hall, 2007-08
Danny Amendola, 2009-10

Most Consecutive Seasons Leading Team

5 Ron Brown, 1985-89
3 Drew Hill, 1979-81
Barry Redden, 1982-84
Tony Horne, 1998-00
2 Woodley Lewis, 1953-54
Carver Shannon, 1963-64
Ron Smith, 1968-69
Vernon Turner, 1991-92
Arlen Harris, 2003-04
Dante Hall, 2007-08
Danny Amendola, 2009-10

RETURNS

Career

171 Drew Hill, 1979-84
169 Ron Brown, 1984-89, 1991
143 Tony Horne, 1998-2000

Season

66 Danny Amendola, 2009
60 Drew Hill, 1981
57 Tony Horne, 2000



Season, Rookie

56	Tony Horne, 1998
51	Arlen Harris, 2003
49	David Thompson, 1997

Game

9	Danny Amendola, @ Tennessee, 12/13/09
8	Tony Horne, @ Kansas City, 10/22/00 Chris Johnson, @ Indianapolis, 10/17/05 Derek Stanley, vs. Pittsburgh, 12/20/07 Danny Amendola, vs. Green Bay, 9/27/09
7	Many times, last by Danny Amendola, vs. Atlanta, 11/21/10

Game, Opponent

8	DeRon Jenkins, vs. San Diego, 10/1/00 Bethel Johnson, @ Minnesota, 12/31/06 Pierre Thomas, @ New Orleans, 11/11/07
7	Tim Dwight, @ Atlanta, 10/17/99 Dino Philyaw, vs. New Orleans, 11/28/99 Dino Philyaw, @ New Orleans, 12/12/99 Steve Smith, vs. Carolina, 11/11/01 Maurice Morris, vs. Seattle, 10/20/02 Kevin Kasper, vs. Arizona, 12/15/02
6	Many times, last by LaRod Stephens-Howling, vs. Arizona, 12/5/10

YARDS GAINED**Career**

3,918	Ron Brown, 1984-89, 1991
3,577	Tony Horne, 1998-2000
3,438	Drew Hill, 1979-84

Season

1,618	Danny Amendola, 2009
1,379	Tony Horne, 2000
1,306	Tony Horne, 1998

Season, Rookie

1,306	Tony Horne, 1998
1,175	Arlen Harris, 2003
1,110	David Thompson, 1997

Game

267	Tony Horne, @ Kansas City, 10/22/00
229	Derek Stanley, vs. Pittsburgh, 12/20/07
217	Danny Amendola, @ Tennessee, 12/13/09

Game, Opponent

304	Tyrone Hughes, @ New Orleans, 10/23/94
294	Wally Triplett, vs. Detroit, 10/29/50
252	Steve Smith, vs. Carolina, 11/11/01

Longest Kickoff Return

105t	Jon Arnett, vs. Detroit, 10/29/61 Travis Williams, vs. New Orleans, 12/5/71
103t	Tom Wilson, @ Baltimore, 11/25/56 Tony Horne, vs. Atlanta 10/15/00
102t	Tony Horne, vs. Atlanta, 11/29/98

102 Benny Cunningham, vs. TB 12/17/15**Longest Kickoff Return, Opponent**

105t	Abe Woodson, vs. San Francisco, 11/8/53 Stefan Logan, at Detroit, 10/10/10
104t	Travis Williams, vs. Green Bay, 12/9/67
103t	Russ Craft, vs. Philadelphia, 10/7/50

AVERAGE YARDAGE**Career (Min. 75 returns)**

26.3	Ron Brown, 1984-89, 91 (149-3,918)
24.7	Tony Horne, 1998-2000 (143-3,575)
23.8	Woodley Lewis, 1950-55 (109-2,575)
23.5	Danny Amendola, 2009-12 (118-2,776)

Season (Qualifiers)

33.7	Verda (V.T.) Smith, 1950 (22-742)
32.8	Ron Brown, 1985 (28-918)
31.8	Tom Wilson, 1956 (15-477)

Season, Rookie (Qualifiers)

31.8	Tom Wilson, 1956 (15-477)
28.0	Jon Arnett, 1957 (18-504)
27.1	Ron Waller, 1955 (17-461)

Game (3 returns)

51.7	Tommy Wilson, vs. Green Bay, 12/6/59
51.5	Tony Horne, vs. Atlanta, 11/29/98
50.3	Verda (V.T.) Smith, vs. Detroit 10/29/50

Game, Opponent (3 returns)

73.5	Wally Triplett, vs. Detroit, 10/29/50
52.7	Abe Woodson, vs. San Francisco, 11/8/53
51.8	Joe Scott, @ New York Giants, 11/14/78

TOUCHDOWNS**Career**

4	Ron Brown, 1984-89, 1991 Tony Horne, 1998-2000
3	Verda (V.T.) Smith, 1949-53 Cullen Bryant, 1973-82, 1987
2	Jon Arnett, 1957-63

Season

3	Verda (V.T.) Smith, 1950 Ron Brown, 1985
2	Tony Horne, 1999
1	Many times, last by Chris Johnson, 2005

Game

†2	Ron Brown, vs. Green Bay, 11/24/85
1	Many times, last by Chris Johnson, vs. Seattle, 10/9/05

Game, Opponent

2	Tyrone Hughes, @ New Orleans, 10/23/94 Devin Hester, vs. Chicago, 12/11/06
1	Many times, last by Knile Davis, at Kansas City, 10/16/14

FIELD GOAL RETURNS**Longest Field Goal Return**

99t	Jerry Williams, vs. Green Bay, 12/16/51
-----	---

Longest Field Goal Return, Opponent

83t	Kevin Ross, vs. Atlanta, 10/12/95
-----	-----------------------------------

COMBINED KICK RETURNS**MOST RETURNS****Career**

215	Woodley Lewis, 1950-55
207	Danny Amendola, 2009-12
179	Jon Arnett, 1957-63

Season

97	Danny Amendola, 2009
90	Danny Amendola, 2010
88	Alvin Haymond, 1970 Todd Kinchen, 1995

YARDS GAINED**Game**

294	Woodley Lewis, @ Detroit, 10/18/53
267	Tony Horne, @ Kansas City, 10/22/00
262	Dante Hall, @ Dallas, 9/30/07

Game, Opponent

347	Tyrone Hughes, @ New Orleans, 10/23/94
294	Wally Triplett, vs. Detroit, 10/29/50
267	Steve Smith, vs. Carolina, 11/11/01

TOUCHDOWNS**Career**

4	Verda (V.T.) Smith, 1949-53 Woodley Lewis, 1950-55
---	---



	LeRoy Irvin, 1980-89
	Henry Ellard, 1983-91
	Ron Brown, 1984-89, 1991
	Tony Horne, 1998-2000
3	Jon Arnett, 1957-63
	Cullen Bryant, 1973-82, 1987
	Eddie Kennison, 1996-1998
2	Fred Gehrke, 1940, 1945-49
	Tom Kalmanir, 1949-51
	Todd Kinchen, 1992-95
	Az-Zahir Hakim, 1998-2001

COMBINED NET YARDAGE

Includes rushing, receiving, interception returns, kickoff returns, punt returns, and fumble returns.

ATTEMPTS

Career

2,806	Steven Jackson, 2004-12
1,919	Marshall Faulk, 1999-2006
1,648	Eric Dickerson, 1983-87

Season

442	Eric Dickerson, 1983
436	Steven Jackson, 2006
432	Eric Dickerson, 1986

Season, Rookie

*442	Eric Dickerson, 1983
320	Jerome Bettis, 1993
250	Todd Gurley, 2015

Game

44	Jerome Bettis, vs. Chicago, 1/2/94 (ru 39, re 5)
39	Five times, last by Steven Jackson, vs. Washington, 12/24/06 (ru 33, re 6)
38	Jerome Bettis, @ Kansas City, 9/25/94 (ru 35, re 2)

YARDS

Career

14,311	Isaac Bruce, 1994-2007
13,538	Steven Jackson, 2004-12
12,732	Torry Holt, 1999-2008

Season

2,429	Marshall Faulk, 1999
2,401	Steven Jackson, 2006
2,259	Eric Dickerson, 1984

Season, Rookie

2,212	Eric Dickerson, 1983
1,801	Eddie Kennison, 1996
1,673	Jerome Bettis, 1993

Game

336	Willie Anderson, @ New Orleans, 11/26/89
314	Tavon Austin, @ Indianapolis, 11/10/13
303	Jim Benton, vs. Detroit, 11/22/45
286	Marshall Faulk, vs. Atlanta, 10/15/00

INTERCEPTIONS BY

Career

46	Ed Meador, 1959-70
37	Nolan Cromwell, 1977-87
34	LeRoy Irvin, 1980-89

Season

*14	Dick (Night Train) Lane, 1952
12	Woodley Lewis, 1950
11	Will Sherman, 1955

Season, Rookie

*14	Dick (Night Train) Lane, 1952
12	Woodley Lewis, 1950
9	George Sims, 1949
	Don Burroughs, 1955

Game

3	Many times, last by Keith Lyle, @ Atlanta, 12/15/96
2	Many times, last by Trumaine Johnson, vs. Oakland, 11/30/14
1	Many times, last by Trumaine Johnson vs SEA, 12/27/15

Game, Opponent

4	Dave Baker, vs. San Francisco, 12/4/60
3	Many times, last by Adrian Wilson and Kerry Rhodes, vs. Arizona, 9/12/10
2	Many times, last by Patrick Peterson, at Arizona, 11/9/14

Consecutive Games Intercepted By

6	Will Sherman, 1954-55
5	Dick (Night Train) Lane, 1952
4	Nolan Cromwell, 1980
	Kirk Collins, 1983
	Oshiomogho Atogwe, 2007
	Trumaine Johnson, 2015

YARDS GAINED

Career

671	Nolan Cromwell, 1977-87
654	LeRoy Irvin, 1980-89
547	Ed Meador, 1959-70

Season

298	Dick (Night Train) Lane, 1952
275	Woodley Lewis, 1950
205	Travis Fisher, 2003

Season, Rookie

298	Dick (Night Train) Lane, 1952
275	Woodley Lewis, 1950
152	Jack Morris, 1958

Game

107	Aaron Martin, vs. San Francisco, 10/18/64
106	Anthony Parker, vs. Jacksonville, 10/20/96
99	Johnnie Johnson, vs. Green Bay, 9/21/80
	Janoris Jenkins @ San Diego, 11/23/14

Game, Opponent

111	Ace Parker, vs. Brooklyn, 11/17/40
108	Felix Wright, vs. Cleveland, 10/26/87
105	Malcolm Jenkins, at New Orleans, 12/12/10

Longest Returns

99t	Johnnie Johnson, vs. Green Bay, 9/21/80
99t	Janoris Jenkins, at San Diego, 11/23/14
98t	Alec Ogletree, at Houston, 10/13/13
97t	Herb Rich, vs. Dallas Texans, 11/2/52
	Bobby Smith, vs. San Francisco, 10/18/64
95t	Will Sherman, vs. Green Bay, 12/16/56

Longest Return, Opponent

101t	Richie Pettibon, @ Chicago, 12/9/62
	Henry Carr, vs. New York Giants, 11/13/66
99t	Tim Lewis, @ Green Bay, 11/18/84
	Dominique Rodgers-Cromartie, @ Arizona, 12/7/08
97t	Reggie Rutland, @ Minnesota, 12/15/91

TOUCHDOWNS

Career

5	Ed Meador, 1959-70
	LeRoy Irvin, 1980-89
	Janoris Jenkins, 2012-2015
4	Jack Pardee, 1957-70
	Jim Youngblood, 1973-84
	Rod Perry, 1975-82
	Nolan Cromwell, 1977-87
	Johnnie Johnson, 1980-89

Season

3	Monte Jackson, 1976
---	---------------------



Rod Perry, 1978
Janoris Jenkins, 2012

FUMBLES

OPPONENTS' FUMBLES RECOVERED

Career

19 Johnnie Johnson, 1980-89
18 Ed Meador, 1959-70
17 Nolan Cromwell, 1977-87

Season

5 Andy Robustelli, 1955
Bill Jabko, 1959
Ed Meador, 1961
Johnnie Johnson, 1981
Brian Young, 2003
4 Many times, last by Anthony Parker, 1995
3 Many times, last by William Hayes, 2013

Longest Fumble Return

98t Toby Wright, @ New Orleans, 10/23/94
94t Keith Lyle, @ Atlanta, 9/24/00
93t Adam Archuleta, vs. Tampa Bay, 10/18/04

Longest Fumble Return, Opponent

85t Eric Hill, vs. Phoenix, 9/1/91
84t Larry Brink, vs. Chicago Bears, 11/28/54
82t Donnie Edwards, vs. San Diego, 11/10/02

OPPONENTS' FUMBLES RETURNED FOR TOUCHDOWNS

Career

2 Jack Dwyer, 1952-54
Toby Wright, 1994-97
Leonard Little, 1998
1 Mike Jones, 1997-2000
Devin Bush, 1999-2001
Dre' Bly, 1999-2002
Aeneas Williams, 2001-04
Adam Archuleta, 2001-05
Victor Adeyanju, 2006
Oshiomogho Atogwe, 2008
Janoris Jenkins, 2012
Daren Bates, 2013
Chris Long, 2013
Robert Quinn, 2013
Rodney McLeod, 2015
Akeem Ayers, 2015

SACKS

TOTAL SACKS

Career (Unofficial)

159.5 David (Deacon) Jones, 1961-71
151.5 Jack Youngblood, 1971-84
94 Merlin Olsen, 1962-76

Season

22 David (Deacon) Jones, 1964
David (Deacon) Jones, 1968
19 **Robert Quinn, 2013**
18 Jack Youngblood, 1979
17 Kevin Carter, 1999

Season, Rookie

9 Aaron Donald, 2014
8 David (Deacon) Jones, 1961
6 Kevin Carter, 1995
5 Sean Gilbert, 1992

Robert Quinn, 2011

Game

5 Gary Jeter, @ Los Angeles Raiders, 9/18/88
4.5 Kevin Greene, @ San Francisco, 12/18/88
4 Sean Gilbert, vs. Pittsburgh, 9/12/93
Leonard Little, vs. Minnesota, 11/30/03
3 Many Times, last William Hayes, @ Seattle, 12/27/15

Game, Opponent

4 Edmund Nelson, vs. Pittsburgh, 9/16/84
Roy Barker, vs. San Francisco 10/25/98
Darryl Tapp, @ Seattle 10/21/07
3 Many times, last by Chris Clemons, vs. Seattle, 11/20/11
2.5 John Rade, @ Atlanta, 11/17/85
Reggie White, @ Green Bay, 9/3/95
Kevin Greene, vs. Carolina 11/17/96
DaShon Polk, @ Houston 11/27/05
Bryant Young, @ San Francisco 11/18/07
Brian Orakpo, vs. Washington, 10/2/11
Isreal Idonije, @ Chicago, 9/23/12

TACKLES

COMBINED TACKLES

Career

1,015 James Laurinaitis, 2009-2015
915 Merlin Olsen, 1962-76
897 Jack Reynolds, 1970-80
896 David (Deacon) Jones, 1961-71

Season

193 London Fletcher, 2000
189 London Fletcher, 2001
185 Jim Collins, 1984

BLOCKED KICKS

BLOCKED PUNTS

Career

10 Ed Meador, 1959-70
8 Jack Youngblood, 1971-84
David (Deacon) Jones, 1961-71
6 Ivory Sully, 1979-84
Nolan Cromwell, 1977-87

Season

4 Ed Meador, 1964
3 Ed Meador, 1962
Irv Cross, 1966
Tony Guillory 1967
Nolan Cromwell, 1987



TEAM RECORDS

GAMES WON

Most Consecutive Games Won (Including postseason)

11 1969
8 1952, 1967, 2001
7 1978, 1985, 1999, 2003

Most Games Won, Season (Regular Season)

14 2001
13 1999
12 1973, 1975, 1978, 2003

Most Consecutive Games Won, Season (Including postseason)

11 1969
8 1952, 1967, 2001
7 1978, 1985, 1999, 2003

Most Consecutive Home Games Won (Regular Season)

15 2002-04
13 1998-2000
11 1973-74, 1976-78

Most Consecutive Road Games Won (Regular Season)

9 2000-02
7 1967-68
1968-69
1975-76
5 1988

GAMES LOST

Most Consecutive Games Lost (Regular Season)

17 2008-09
12 1937-38, 1959-60
11 1991-92

Most Consecutive Home Games Lost (Regular Season)

14 2008-10
11 1961-63
8 1997-98

Most Consecutive Away Games Lost (Regular Season)

12 1991-92
10 1961-62
9 1956-57, 1964-65, 2008-09

SCORING

Most Points, Season

540 2000
526 1999
503 2001

Most Points, Opponent, Season

471 2000
465 2008
438 2007

Fewest Points, Season

75 1937
116 1941
131 1938

Fewest Points, Opponent, Season

135 1975
136 1945
146 1977

Most Points, Game

70 vs. Baltimore, 10/22/50
65 vs. Detroit, 10/29/50
59 vs. Atlanta, 12/4/76
vs. Atlanta, 11/10/96

Most Points, Opponent, Game

56 @ Philadelphia, 10/8/50
@ Baltimore, 11/25/56
54 @ Kansas City, 10/22/00
52 vs. Chicago, 10/13/63

Most Points, Both Teams, Game

97 Rams 70, Baltimore 27, 10/22/50
89 Rams 52, New York Giants 37, 11/14/48
Rams 65, Detroit 24, 10/29/50
88 Rams 57, vs. San Diego 31 10/1/00
@ Kansas City 54, Rams 34, 10/22/00

Fewest Points, Both Teams, Game

6 Many times, last @ New Orleans 6, Rams 0, 11/9/86
7 vs. Chicago Cardinals 7, Rams 0, 11/23/41
@ Chicago Cardinals 7, Rams 0, 9/13/42
9 @ Green Bay 6, Rams 3, 11/14/65
Rams 9, @ Cleveland 0, 11/27/77

Most Points Overcome to Win Game

24 @ Tampa Bay, 12/6/92, (trailed 3-27, won 31-27)
22 @ Green Bay, 10/12/52, (trailed 6-28, won 30-28)
21 @ Green Bay, 11/17/57, (trailed 3-24, won 31-27)
@ Houston, 11/27/05, (trailed 3-24, won 33-27)

Most Points, Opponent, Overcome to Win Game

23 @ Green Bay, 9/12/82, (trailed 23-0, won 35-23)
21 vs. Denver, 12/12/82, (trailed 21-0, won 27-24)
vs. Dallas, 9/21/14, (trailed 21-0, won 34-31)
18 vs. New Orleans, 10/28/01, (trailed 24-6, won 34-31)

Most Points Overcome to Tie Game

28 vs. Philadelphia, 10/3/48, (trailed 0-28, tied 28-28)
17 @ Chicago Cardinals, 11/15/53, (trailed 17-0, tied 24-24)
14 @ Chicago Bears, 10/13/46, (trailed 24-10, tied 24-24)
@ Chicago Cardinals, 11/20/49, (trailed 28-14, tied 28-28)
@ Minnesota, 11/25/62, (trailed 24-10, tied 24-24)

Most Points, First Half

44 vs. Green Bay, 9/21/80
38 vs. Green Bay, 9/24/89
vs. Oakland, 11/30/14
36 vs. St. Louis, 12/15/85

Most Points, Opponent, First Half

42 @ Baltimore, 11/25/56
40 @ New York Jets, 11/9/08
38 @ San Francisco, 10/28/51

Most Points, Both Teams, First Half

55 vs. New York Yanks, 11/18/51 (Rams 34, Yanks 21)
vs. Detroit, 10/30/60 (Rams 34, Lions 21)
51 vs. Green Bay, 9/21/80 (Rams 44, Packers 7)
50 vs. Atlanta, 10/15/00 (Rams 29, Falcons 21)

Most Points, Second Half

41 vs. Detroit, 10/29/50
38 vs. Chicago, 11/4/51
35 vs. Baltimore, 10/22/50
vs. Green Bay, 12/3/50
vs. Atlanta, 12/4/76

Most Points, Opponent, Second Half

35 vs. Minnesota, 11/17/72
@ Green Bay, 9/12/82
33 vs. St. Louis, 9/23/60
31 vs. Cleveland, 10/7/51
vs. San Francisco, 10/23/83
vs. Green Bay, 9/24/89

Most Points, Both Teams, Second Half

56 vs. Minnesota, 11/17/72 (Vikings 35, Rams 21)
55 vs. Detroit, 10/29/50 (Rams 41, Lions 14)
@ New York Giants, 11/19/50 (Giants 28, Rams 27)
52 @ New York Giants, 11/14/48 (Rams 31, Giants 21)
vs. Chicago Cardinals, 11/11/51 (Rams 38, Cardinals 14)

*NFL Record

† Ties NFL Record



Most Points, First Quarter

- 26 vs. Green Bay, 12/12/53
- 24 vs. Seattle, 10/31/76
- vs. New England, 11/2/80
- 21 Many times, last vs. Oakland, 11/30/14

Most Points, Opponent, First Quarter

- 28 @ Oakland, 10/29/72
- 21 Twice, last vs. Baltimore, 9/25/11
- 20 @ Kansas City, 10/22/00

Most Points, Both Teams, First Quarter

- 34 vs. Baltimore, 10/22/50 (Rams 21, Colts 13)
- 33 vs. Green Bay, 12/12/53 (Rams 26, Packers 7)
- 28 vs. New Orleans, 12/5/71 (Rams 21, Saints 7)
- @ Oakland, 10/29/72 (Raiders 28, Rams 0)
- vs. Dallas, 10/19/08 (Rams 21, Cowboys 7)
- vs. Chicago, 11/24/13 (Rams 21, Bears 7)

Most Points, Second Quarter

- 37 vs. Green Bay, 9/21/80
- 28 @ New Orleans, 10/7/79
- @ Atlanta, 12/9/79
- vs. Green Bay, 9/24/89
- vs. Indianapolis, 12/30/01
- 24 vs. Green Bay, 12/14/58
- vs. Detroit, 10/30/60
- vs. Pittsburgh, 9/22/68

Most Points, Opponent, Second Quarter

- 28 Many times, last @ San Francisco, 11/16/08
- 24 vs. Arizona, 11/2/08
- 23 vs. Minnesota, 12/16/12

Most Points, Both Teams, Second Quarter

- 45 vs. Detroit, 10/30/60 (Rams 24, Lions 21)
- 44 vs. Green Bay, 9/21/80 (Rams 37, Packers 7)
- 42 @ Detroit, 10/12/58 (Rams 21, Lions 21)

Most Points, Third Quarter

- *41 vs. Detroit, 10/29/50
- 28 vs. Chicago Cards, 11/11/51
- 21 Many times, last at Houston, 10/13/13

Most Points, Opponent, Third Quarter

- 25 vs. New Orleans, 10/28/01
- 21 Many times, last @ Dallas, 9/30/07
- 20 Three times, last vs. San Francisco, 10/22/95

Most Points, Both Teams, Third Quarter

- 48 vs. Detroit, 10/29/50 (Rams 41, Lions 7)
- 31 @ New York Giants, 11/14/48 (Giants 21, Rams 10)
- @ Chicago, 11/3/86 (Rams 17, Bears 14)
- 28 Many times, last @ Cleveland, 12/12/90 (Rams 14, Browns 14)

Most Points, Fourth Quarter

- 28 vs. Chicago, 10/26/52
- vs. San Francisco, 12/30/02
- 24 @ Green Bay, 10/12/52
- @ Green Bay, 10/18/59
- @ Atlanta, 11/19/67
- 21 Many times, last vs. New Orleans, 10/23/05

Most Points, Opponent, Fourth Quarter

- 28 vs. San Francisco, 10/23/83
- 23 @ Oakland, 12/18/82
- 22 vs. Arizona, 11/20/05
- @ New Orleans, 11/11/07

Most Points, Both Teams, Fourth Quarter

- 38 @ New York Yanks, 11/19/50 (Yanks 21, Rams 17)
- 35 vs. Minnesota, 11/17/72 (Vikings 21, Rams 14)
- vs. San Francisco, 10/23/83 (49ers 28, Rams 7)
- 34 @ San Francisco, 10/4/92 (Rams 17, 49ers 17)

TOUCHDOWNS**Most Touchdowns, Season**

- 67 2000
- 66 1999
- 64 1950

Fewest Touchdowns, Season

- 10 1937
- 16 1941
- 17 2009

Most Touchdowns, Game

- †10 vs. Baltimore, 10/22/50
- 9 vs. Detroit, 10/29/50
- 8 Five times, last vs. Atlanta 11/10/96

Most Touchdowns, Opponents, Game

- 8 @ Philadelphia, 10/8/50
- @ Baltimore, 11/25/56
- 7 @ San Francisco, 12/27/87
- @ Kansas City, 10/22/00
- @ Kansas City, 12/8/02
- 6 Many times, last vs. New England, 10/28/12

Most Touchdowns, Both Teams, Game

- 14 vs. Baltimore, 10/22/50 (Rams 10, Colts 4)
- 12 @ New York Giants, 11/14/48 (Rams 7, Giants 5)
- vs. Washington, 12/11/49 (Rams 8, Redskins 4)
- vs. Detroit, 10/29/50 (Rams 9, Lions 3)
- @ Kansas City, 10/22/00 (Chiefs 7, Rams 5)
- 11 Six times, last vs. San Francisco, 10/23/83 (49ers 6, Rams 5)

POINTS AFTER TOUCHDOWNS**Most Points After Touchdowns, Season**

- 64 1999
- 59 1950
- 58 2000, 2001

Most Points After Touchdowns, Game

- *10 vs. Baltimore, 10/22/50
- 8 vs. Detroit, 10/29/50
- vs. San Francisco, 11/9/58
- vs. Atlanta, 11/10/96
- 7 Many times, last vs. Oakland, 11/30/14

Most Points After Touchdowns, Opponent, Game

- 8 @ Philadelphia, 10/8/50
- @ Baltimore, 11/25/56
- 7 @ San Francisco, 12/27/87
- @ Kansas City, 12/8/02
- 6 Many times, last vs. New England, 10/28/12

TWO-POINT CONVERSIONS**Most Two-Point Conversions, Season**

- 5 2012
- 4 1998, 2000, 2004
- 3 2013
- 2 1994, 1995, 1996, 1999, 2001, 2005

Most Two-Point Conversions, Opponents, Season

- 7 1997
- 3 1994, 2000
- 2 1988, 2007, 2015

Most Two-Point Conversions, Game

- *4 vs. Atlanta, 10/15/00
- 1 27 times, last vs. San Francisco, 11/1/15

Most Two-Point Conversions, Opponent, Game

- 2 @ New Orleans, 11/11/07
- 1 Many times, last vs. Seattle, 9/13/15



Most Two-Point Conversion Attempts, Season

9 2000
6 1995, 2012
5 1994

Most Two-Point Conversion Attempts, Opponent, Season

8 1997
6 2000
4 1994, 2007

FIELD GOALS**Most Field Goals Attempted, Season**

†49 1966
47 1973
45 1970

Most Field Goals Attempted, Opponent, Season

39 2007
38 2010
37 1993, 2011, 2012

Most Field Goals Attempted, Game

7 vs. Detroit, 12/9/51
vs. Denver, 9/10/06
6 Many times, last @ New Orleans, 11/26/72
5 Many times, last @ Minnesota, 11/8/15

Most Field Goals Attempted, Opponent, Game

7 vs. Baltimore, 12/4/54
vs. Minnesota, 11/5/89
6 Many times, last vs. New Orleans, 9/26/04
5 Many times, last @ Baltimore, 11/22/15

Most Field Goals Made, Game

6 vs. Denver, 9/10/06
5 vs. Detroit, 12/9/51
vs. San Diego, 10/1/00
vs. Denver, 11/16/14
4 Many times, last at Minnesota, 11/8/15

Most Field Goals Made, Opponent, Game

†7 vs. Minnesota, 11/5/89
5 vs. Dallas, 12/21/87
vs. New Orleans, 9/26/04
@ Baltimore, 10/14/07
vs. Minnesota, 12/16/12
4 Many times, last at Tampa Bay, 10/24/10

SAFETIES**Most Safeties, Game**

*3 vs. New York Giants, 9/30/84
2 vs. Green Bay, 10/21/73
2 @ Arizona, 11/6/11
1 Many times, last vs. San Francisco, 11/01/15

Most Safeties, Game, Opponent

2 @ San Francisco, 9/8/96
1 Many times, last vs. Arizona, 12/8/13

FIRST DOWNS**Most First Downs, Season**

380 2000
357 2001
335 1999, 2003

Most First Downs, Opponent, Season

337 2013
333 1994
2009
329 1996

Fewest First Downs, Season

88 1937
101 1938
103 1942

Fewest First Downs, Opponent, Season

116 1944
124 1939
129 1945

Most First Downs, Game

38 vs. New York Giants, 11/13/66
34 vs. New York Yanks, 9/28/51
vs. Arizona, 9/28/03
33 vs. Green Bay, 12/16/56

Most First Downs, Opponent, Game

36 vs. Jacksonville, 10/20/96
32 @ San Francisco, 11/20/94
30t vs. Phoenix, 10/2/88
30t vs. Chicago, 11/24/13, vs. New Orleans 12/15/13, vs. TB 12/17/15

Most First Downs, Both Teams, Game

58 vs. Chicago Bears, 10/24/54 (Rams 30, Bears 28)
57 @ New York Yanks, 11/19/50 (Rams 32, Yanks 25)
55 vs. Buffalo, 12/10/95 (Bills 28, Rams 27)
vs. Minnesota, 12/10/00 (Rams 32, Vikings 23)

Fewest First Downs, Game

2 vs. Washington, 11/21/37
3 Four times, last @ Detroit, 9/24/40
4 Four times, last @ Detroit, 12/14/69

Fewest First Downs, Opponent, Game

1 @ Seattle, 11/4/79
2 vs. Atlanta, 9/23/73
4 vs. Chicago Cardinals, 9/17/38
vs. Chicago Cardinals, 10/22/39

Fewest First Downs, Both Teams, Game

12 vs. Chicago Cards, 10/3/37 (Rams 3, Cardinals 9)
13 @ Detroit, 10/15/44 (Rams 7, Lions 7)
15 Many times, last @ San Francisco, 11/21/76 (Rams 8, 49ers 7)

Most First Downs, Rushing, Season

177 1973
148 1983
144 1980

Fewest First Downs, Rushing, Season

†36 1942
51 1944
61 1982

Fewest First Downs, Rushing, Opponent, Season

53 1999
63 1966
64 1966, 1970

Most First Downs, Rushing, Game

21 @ New Orleans, 11/25/73
19 vs. Atlanta, 12/4/76
18 Three times, last @ Seattle, 11/4/79

Most First Downs, Rushing, Game, Opponent

20 @ Washington, 11/25/51
18 vs. New Orleans, 12/16/79
vs. Detroit, 9/7/80
17 @ Detroit, 10/12/58

Fewest First Downs, Rushing, Game

0 @ San Francisco, 12/6/64
vs. New York Jets, 11/15/70
@ Detroit, 11/17/91
@ Kansas City, 12/8/02
1 Many times, last vs. Seattle, 11/20/11
2 Many times, last vs. Green Bay, 10/21/12

Fewest First Downs, Rushing, Opponent, Game

0 Many Times, last @ Indianapolis, 11/10/13
1 Many Times, last @ San Francisco, 11/18/07
2 Many times, last vs. Oakland, 11/30/14



Most First Downs, Passing, Season

247 2000
 236 2001
 219 2002

Most First Downs, Passing, Opponent, Season

203 2013
 198 1944
 197 2012

Fewest First Downs, Passing, Season

23 1937
 43 1944
 44 1941

Fewest First Downs, Passing, Opponent, Season

28 1937
 41 1938, 1944
 43 1939

Most First Downs, Passing, Game

23 vs. Minnesota, 12/16/12
 22 @ New York Giants, 10/2/05
 21 Many times, last vs. San Diego, 10/1/00
 20 Many times, last @ New Orleans, 11/11/07

Most First Downs, Opponent, Passing, Game

24 vs. Jacksonville, 10/20/96, vs. New Orleans 12/15/13
 23 @ Detroit Lions, 9/9/12
 20 @ San Francisco, 10/3/04

Fewest First Downs, Passing, Game

0 @ San Francisco, 10/10/71
 1 Many times, last vs. Detroit, 10/19/86
 2 Many times, last @ New Orleans, 9/15/91

Fewest First Downs, Passing, Opponent, Game

0 @ Pittsburgh, 11/13/49
 vs. Atlanta, 9/23/73
 1 Many times, last @ Seattle, 11/4/79
 2 Many times, last vs. Atlanta, 10/26/86

Most First Downs, Penalty, Season

36 1998
 35 2013
 31 1990
 29 1981, 2010, 2011

Most First Downs, Penalty, Opponent, Season

47 2013
 35 1997
 33 1969

Fewest First Downs, Penalty, Season

5 1953
 6 1938
 7 1940, 1942

Fewest First Downs, Penalty, Opponent, Season

4 1938, 1940
 5 1937
 6 1944

NET YARDS GAINED RUSHING/PASSING**Most Yards Gained, Season**

*7,075 2000
 6,690 2001
 6,412 1999

Most Yards Gained, Opponent, Season

5,965 2009
 5,950 2008
 5,885 2015

Fewest Yards Gained, Season

1,794 1937
 2,253 1938
 2,286 1941

Fewest Yards Gained, Opponent, Season

2,519 1945
 2,717 1937
 2,785 1939

Most Yards Gained, Game

735 vs. New York Yanks, 9/28/51
 614 vs. San Diego, 10/1/00
 613 @ New York Yanks, 11/19/50

Most Yards Gained, Opponent, Game

582 vs. Cincinnati, 10/7/90
 574 @ Baltimore, 11/25/56
 541 @ Green Bay, 10/18/42

Most Yards Gained, Both Teams, Game

*1,113 @ New York Yanks, 11/19/50 (Rams 636, Yanks 497)
 995 vs. San Diego, 10/1/00 (Rams 614, Chargers 381)
 937 vs. Denver, 9/4/00 (Rams 514, Broncos 424)

Fewest Yards Gained, Game

58 @ Chicago Bears, 11/29/42
 81 vs. Chicago Cards 10/3/37
 86 vs. Washington, 11/21/37

Fewest Yards Gained, Opponent, Game

*-7 @ Seattle, 11/4/79
 63 vs. Green Bay, 10/21/73
 68 @ Chicago Cards, 10/22/39

Most Consecutive Games, 300 or More Yards

30 2000-02
 29 1949-51
 22 1999-2000

RUSHING**ATTEMPTS****Most Rushing Attempts, Season**

659 1973
 621 1977
 615 1980

Most Rushing Attempts, Game

65 @ Minnesota, 9/19/76
 63 @ Seattle, 11/4/79
 61 vs. New Orleans, 10/16/77

YARDS**Most Yards Gained Rushing, Season**

2,925 1973
 2,864 1984
 2,799 1980

Most Yards Gained Rushing, Opponent, Season

2,475 2008
 2,440 1961
 2,427 2011

Fewest Yards Gained Rushing, Season

798 1938
 875 1942
 929 1941

Fewest Yards Gained Rushing, Opponent, Season

1,119 1967
 1,189 1999
 1,202 1982

Most Yards Gained Rushing, Game

371 @ New York Yanks, 11/18/51
 340 @ New Orleans, 11/25/73
 337 vs. Carolina, 11/11/01

Most Yards Gained Rushing, Opponent, Game

352 @ Washington, 11/25/51
 330 @ Cleveland, 11/24/57
 vs. Detroit, 9/7/80
 307 vs. New Orleans, 11/18/81



Most Yards Gained Rushing, Both Teams, Game

*595 vs. New York Yanks, 11/18/50 (Rams 371, Yanks 224)
 548 vs. Minnesota 11/5/61 (Rams 295, Vikings 253)
 506 @ Green Bay, 10/22/44 (Packers 294, Rams 212)

Fewest Yards Gained Rushing, Game

-29 @ Washington, 10/11/42
 6 vs. Arizona, 11/20/05
 10 @ Chicago Bears, 11/29/42

Fewest Yards Gained Rushing, Opponent, Game

1 vs. Chicago Bears, 10/26/52
 6 vs. New York Giants, 11/12/89
 8 vs. New York Giants, 9/30/84

Fewest Yards Gained Rushing, Both Teams, Game

62 @ San Francisco, 12/6/64 (Rams 15, 49ers 47)
 78 @ Detroit, 11/7/99 (Rams 57, Detroit 21)
 82 vs. New Orleans, 9/6/98 (Rams 47, New Orleans 35)

TOUCHDOWNS**Most Touchdowns Rushing, Season**

28 1950
 26 2000
 24 1954

Most Touchdowns Rushing, Opponent, Season

26 1961, 2008
 24 2009
 22 1992, 1996, 2005

Most Touchdowns, Rushing, Game

7 vs. Atlanta, 12/4/76
 6 vs. New York Yanks, 11/18/51
 5 vs. Chicago, 10/24/54
 @ Detroit, 10/12/58
 vs. Minnesota, 12/10/00

Most Touchdowns, Rushing, Opponent, Game

6 vs. Cleveland, 11/24/57
 5 vs. Detroit, 10/30/60
 vs. Detroit, 9/7/80
 @ Pittsburgh, 11/3/96

4 Many times, last @ Indianapolis, 10/17/05

Most Touchdowns Rushing, Both Teams, Game

8 vs. New York Yanks, 11/18/51 (Rams 6, Yanks 2)
 7 @ Cleveland, 11/24/57 (Rams 1, Browns 6)
 @ Detroit, 10/12/58 (Rams 5, Lions 2)
 vs. Atlanta, 12/4/76 (Rams 7, Falcons 0)
 vs. Detroit, 9/7/80 (Rams 2, Lions 5)
 6 Many times, last @ Tampa Bay, 12/18/00 (Rams 3, Buccaneers 3)

PASSING**ATTEMPTS****Most Passes Attempted, Season**

635 2002
 632 1995
 600 2003

Fewest Passes Attempted, Season

168 1937
 199 1945
 208 1944

Most Passes Attempted, Game

62 @ New York Giants, 10/2/05
 61 vs. Buffalo, 12/10/95
 56 @ San Francisco, 9/11/05

Most Passes Attempted, Opponent, Game

64 vs. Philadelphia, 11/6/49
 58 @ Arizona, 9/29/96
 vs. Atlanta, 12/2/07
 56 vs. New Orleans 12/15/13

Most Passes Attempted, Both Teams, Game

97 vs. Chicago, 12/26/99 (Bears 55, Rams 42)
 @ New York Giants, 10/2/05 (Rams 62, Giants 35)
 96 vs. Cardinals, 9/12/10 (Cardinals 41, Rams 55)
 93 vs. Atlanta, 12/2/07 (Rams 35, Atlanta 58)

Fewest Passes Attempted, Game

4 vs. Detroit, 9/10/37
 6 vs. Chicago Cards, 11/5/39
 @ New York Giants, 11/10/40
 8 vs. Chicago Bears, 10/9/38
 @ San Francisco, 11/21/76

Fewest Passes Attempted, Opponent, Game

†0 vs. Detroit, 9/10/37
 @ Pittsburgh, 11/13/49
 6 @ Brooklyn, 9/20/39
 7 vs. Chicago Cards, 11/5/39
 vs. Baltimore, 12/18/65

Fewest Passes Attempted, Both Teams, Game

4 vs. Detroit, 9/10/37 (Rams 4, Lions 0)
 24 vs. Atlanta, 9/23/73 (Rams 15, Falcons 9)
 25 Many times, last @ Pittsburgh, 11/13/49 (Rams 25, Steelers 0)

COMPLETIONS**Most Passes Completed, Season**

408 2002
 392 2005
 380 2000

Most Passes Completed, Game

40 @ New York Giants, 10/2/05
 36 vs. San Diego, 11/10/02
 35 vs. San Francisco, 10/27/85
 @ Seattle, 9/10/00
 @ Green Bay, 11/29/04
 vs. Minnesota, 12/16/12

Most Passes Completed, Opponent, Game

37 @ New York Jets, 9/25/83
 vs. Jacksonville, 10/20/96
 @ Arizona, 9/29/96
 36 vs. New England, 11/16/86
 vs. Chicago, 11/24/113
 34 @ St. Louis, 11/4/84

Most Passes Completed, Both Teams, Game

65 @ Atlanta, 9/15/13 (Falcons 31, Rams 24)
 60 @ Philadelphia, 9/9/01 (Rams 28, Eagles 32)
 59 vs. Chicago, 12/26/99 (Rams 27, Bears 32)
 @ New York Giants, 10/2/05 (Rams 40, Giants 19)

Fewest Passes Completed, Game

1 Many times, last @ New York Giants, 11/10/40
 2 @ San Francisco, 10/10/71
 3 Many times, last @ San Francisco, 11/21/76

Fewest Passes Completed, Opponent, Game

†0 vs. Pittsburgh, 11/13/49
 2 Many times, last @ Seattle, 11/4/79
 3 Many times, last @ Chicago, 9/24/72

Fewest Passes Completed, Both Teams, Game

1 vs. Detroit, 9/10/37 (Rams 1, Lions 0)
 4 vs. Chicago Bears, 10/9/38 (Rams 1, Bears 3)
 6 vs. Chicago Cards, 10/3/37 (Rams 3, Cardinals 3)
 vs. Pittsburgh, 10/29/39 (Rams 1, Steelers 5)

YARDS**Most Yards Gained, Passing, Season**

*5,492 2000
 4,903 2001
 4,480 2002



Most Yards Gained, Passing, Opponent, Season

4,085 2000
 4,024 1989
 3,913 2009

Fewest Yards Gained, Passing, Season

839 1937
 1,261 1944
 1,352 1941

Fewest Yards Gained, Passing, Opponent, Season

883 1937
 1,248 1938
 1,249 1939

Most Yards Gained, Passing, Game

541 vs. New York Yanks, 9/28/51
 506 vs. Chicago, 12/26/82
 453 vs. San Diego, 11/10/02

Most Yards Gained, Passing, Opponent, Game

483 vs. Cincinnati, 10/7/90
 475 vs. San Francisco, 11/28/93
 439 vs. San Francisco, 12/11/89

Most Yards Gained, Passing, Both Teams, Game

847 vs. Cincinnati, 10/7/90 (Rams 364, Bengals 483)
 784 vs. San Diego, 10/1/00 (Rams 451, Chargers 333)
 769 vs. Chicago 12/26/82 (Rams 506, Bears 263)

Fewest Yards Gained, Passing, Game

-18 @ San Francisco, 10/10/71
 -5 @ Dallas Texans, 11/9/52
 18 vs. Pittsburgh, 10/29/39

Fewest Yards Gained, Passing, Opponent, Game

-30 @ Seattle, 11/4/79
 -1 @ Green Bay, 10/13/74
 0 vs. Detroit, 9/10/37

Fewest Yards Gained, Passing, Both Teams, Game

20 vs. Detroit, 9/10/37 (Rams 20, Lions 0)
 28 @ Dallas Texans, 11/9/52 (Rams -5, Texans 33)
 44 @ San Francisco, 11/21/76 (Rams 26, 49ers 18)

COMPLETION PERCENTAGE**Highest Completion Percentage, Season**

68.8 2001
 66.2 2012
 65.4 2005

Highest Completion Percentage, Opponent, Season

68.1 2013
 66.8 2015
 65.7 2012
 63.3 2002

Highest Completion Percentage, Game (10 att.)

88.9 @ San Francisco, 11/7/54
 87.0 vs. San Francisco, 10/10/99
 86.3 vs. Seattle, 10/19/14

Highest Completion Percentage, Opponent, Game (10 att.)

91.3 vs. Cleveland, 12/26/93
 85.7 at Kansas City, 10/27/14
 84.3 at Arizona, 12/9/13

HAD INTERCEPTED**Fewest Passes Had Intercepted, Season**

7 1969
 8 2006
 10 2011

Most Passes Had Intercepted, Season

35 1941
 34 1938
 32 1981

Most Passes Had Intercepted, Game

7 Many times, last vs. Detroit, 10/26/58
 6 Many times, last @ Carolina, 12/12/04
 5 Many times, last @ Tennessee, 12/13/09

TOUCHDOWNS**Most Touchdowns, Passing, Season**

42 1999
 37 2000, 2001
 31 1950, 1980, 1988

Most Touchdowns, Passing, Game

6 vs. New York Bulldogs, 11/27/49
 vs. Washington, 12/11/49
 vs. Detroit, 10/29/50
 5 Many times, last vs. San Diego, 10/1/00
 4 Many times, last vs. Washington, 12/24/06

Most Touchdowns, Passing, Opponent, Game

5 vs. St. Louis, 9/23/60
 vs. Chicago, 10/13/63
 vs. Miami, 12/14/86
 @ San Francisco, 12/27/87
 4 Many times, last vs. New England, 10/28/12
 3 Many times, last at Green Bay, 10/16/11

SACKS**TOTAL SACKS****Most Sacks, Season**

57 1999
 56 1980, 1985, 1988
 53 1970, 2013

Fewest Sacks, Season

17 1991
 18 1982
 25 2009
 26 1994

Most Sacks, Game

10 vs. Atlanta, 9/28/69
 vs. San Diego, 10/4/70
 9 Many times, last vs. Arizona, 10/4/12
 8 Three times, last vs. Minnesota, 11/30/03

Most Sacks, Opponent, Game

11 @ Baltimore, 11/22/64
 10 @ San Francisco, 12/6/74
 vs. San Francisco, 10/11/76
 9 @ New Orleans, 12/1/85

Most Sacks, Both Teams, Game

16 @ Baltimore, 11/22/64 (Rams 5, Colts 11)
 14 @ New Orleans, 10/24/76 (Rams 9, Saints 5)
 13 vs. Tampa Bay, 11/5/78 (Rams 9, Buccaneers 4)

INTERCEPTIONS**TOTAL INTERCEPTIONS****Most Interceptions, Season**

38 1952
 32 1967, 1976
 31 1950, 1955

Most Interceptions, Game

7 vs. Detroit, 11/26/44
 vs. Green Bay, 11/11/45
 @ Chicago Bears, 10/9/49
 vs. San Francisco, 10/18/64
 6 @ Pittsburgh, 12/4/38
 @ New York Yanks, 11/19/50
 @ Dallas, 11/9/52
 @ Kansas City, 10/20/85
 @ Atlanta, 12/15/96
 5 Many times, last @ Tennessee, 12/13/09



YARDS GAINED

Most Yards, Season

712 1952
567 1999
546 1980

Most Yards, Opponent, Season

518 1952
497 1995
492 2002

Fewest Yards, Season

5 1959
15 1938
24 1939

Fewest Yards, Opponent, Season

27 1938
40 1969
61 1939

Most Yards, Game

314 vs. San Francisco, 10/18/64
225 vs. Green Bay, 9/21/80
177 vs. Jacksonville, 10/20/96

Most Yards, Opponent, Game

182 vs. Dallas Texans, 11/2/52
171 @ San Francisco, 11/26/95
149 @ Chicago, 10/11/64

Most Yards, Both Teams, Game

338 vs. San Francisco, 10/18/64 (Rams 314, 49ers 24)
308 vs. Dallas Texans, 11/2/52 (Rams 126, Texans 182)
244 vs. Detroit, 11/1/53 (Rams 129, Lions 115)

TOUCHDOWNS

Most Touchdowns By Interceptions, Both Teams, Game

3 vs. Detroit, 11/1/53 (Rams 2, Lions 1)
@ Arizona, 12/30/07 (Rams 1, Cardinals 2)
2 Many times, last @ Arizona, 11/23/03 (Rams 1, Cardinals 1)

PUNTING

TOTAL PUNTS

Most Punts, Season

106 2011
98 1986
96 2015

Most Punts, Opponents, Season

108 1979
104 1978
96 1986

Most Punts, Game

12 vs. Chicago Bears, 10/9/38
vs. Green Bay, 11/26/39
@ New York, 11/10/40
@ San Francisco, 11/21/76
11 Many times, last @ San Francisco, 1/3/2010
10 Many times, last @ San Francisco, 9/12/16

Most Punts, Opponent, Game

14 vs. New York Yanks, 9/28/51
12 Three times, last vs. Chicago Cardinals, 11/23/41
11 Many times, last @ Seattle, 11/4/79

AVERAGE YARDAGE

Highest Average Distance, Punting, Season

49.6 2008
47.9 2015
47.2 2007

Highest Average Distance, Punting, Game (4 punts)

56.9 vs. Arizona, 10/4/12
56.2 vs. Buffalo, 9/28/08
55.7 vs. New York Giants, 9/14/08
56.0 vs. Arizona, 10/7/07

Highest Avg. Distance, Punting, Opponent, Game (4 punts)

57.3 @ Chicago Bears, 11/16/52
55.8 @ Detroit 10/10/54
55.3 @ Washington, 10/26/41

PUNT RETURNS

TOTAL RETURNS

Most Punt Returns, Season

67 1978
62 1970
58 1969, 1979

Most Punt Returns, Opponents, Season

60 1963, 1997
59 1979
58 1998

Fewest Punt Returns, Season

14 1961
19 1993
22 1982

Fewest Punt Returns, Opponent, Season

17 2001
22 1972
23 1999

Most Punt Returns, Game

8 Many times, last @ San Francisco, 10/25/81
7 Many times, last @ Tennessee, 10/31/99
6 Many times, last vs. San Francisco, 9/7/97

Most Punt Returns, Opponent, Game

9 vs. Baltimore, 11/22/64
vs. Minnesota, 12/2/79
@ Philadelphia, 9/7/08
8 @ Detroit, 9/27/42
@ Chicago Bears, 11/29/42
7 Many times, last vs. Seattle, 11/20/11

Most Punt Returns, Both Teams, Game

15 @ Detroit, 9/27/42 (Rams 7, Lions 8)
@ Baltimore, 11/27/66 (Rams 8, Colts 7)
14 @ Atlanta, 9/12/76 (Rams 7, Falcons 7)
13 vs. Chicago, 11/23/75 (Rams 7, Bears 6)
@ Atlanta, 9/18/77 (Rams 8, Falcons 5)
@ Tampa Bay, 9/23/79 (Rams 7, Buccaneers 6)
vs. Minnesota, 12/2/79 (Rams 4, Vikings 9)

FAIR CATCHES

Most Fair Catches, Season

25 1998, 1999, 2011
24 1989, 2011
23 1997, 2005

Most Fair Catches, Opponent, Season

30 1968, 1986
28 2011
25 2015
23 2013

Most Fair Catches, Game

4 Many times, last vs. Seattle, 11/20/11
3 Many times, last at San Francisco, 10/4/09
2 Many times, last at San Francisco, 11/14/10

Most Fair Catches, Opponent, Game

5 Four times, last at San Francisco, 11/14/10
4 Many times, last at Pittsburgh, 12/2/11
3 Many times, last vs. Atlanta, 11/21/10



Most Fair Catches, Both Teams, Game

8	@ Baltimore, 11/8/71 (Rams 3, Colts 5)
7	Many times, last @ SF, 11/14/10 (Rams 2, 49ers 5)
6	Many times, last @ San Francisco, 9/17/06 (Rams 2, 49ers 4)

YARDS GAINED**Most Yards, Punt Returns, Season**

711	1978
676	1981
640	1947

Most Yards, Punt Returns, Opponent, Season

681	1963
652	1998
637	1994

Fewest Yards, Punt Returns, Season

79	2013
102	1993
129	1960
143	2004

Fewest Yards, Punt Returns, Opponent, Season

55	1972
67	1971
116	1977

Most Yards, Punt Returns, Game

219	@ Atlanta, 10/11/81
166	@ San Francisco, 10/25/81
147	@ Cincinnati 10/3/99

Most Yards, Punt Returns, Opponents, Game

155	vs. Washington, 9/21/63
148	@ Buffalo, 11/21/04
141	@ Green Bay, 10/9/94

Most Yards, Punt Returns, Both Teams, Game

*282	@ Atlanta, 10/11/81 (Rams 219, Falcons 63)
198	@ Chicago Bears, 10/10/48 (Rams 69, Bears 129)
189	@ Kansas City, 12/8/02 (Rams 94, Chiefs 95)

TOUCHDOWNS**Most Touchdowns, Punt Returns, Season**

3	1981
2	1947, 1949, 1952, 1984, 1992, 1996
1	1998, 1999, 2000, 2007, 2011, 2013, 2014, 2015

Most Touchdowns, Punt Returns, Opponent, Season

3	1951, 1994
2	1993, 2002, 2003, 2011

Most Touchdowns, Punt Returns, Game

†2	@ Atlanta, 10/11/81 vs. Atlanta, 12/27/92
----	--

Most Touchdowns, Punt Returns, Game, Opponent

2	@ Detroit, 10/14/51
1	Many times, last vs. San Francisco, 12/26/19

KICKOFF RETURNS**Most Kickoff Returns, Season**

84	2004
82	2007
80	2008

Most Kickoff Returns, Opponent, Season

86	2001
85	1999
84	1989

Fewest Kickoff Returns, Season

26	1945
33	1977
34	1975, 2015

Fewest Kickoff Returns, Opponent, Season

19	1941
27	2015
25	2013

Most Kickoff Returns, Game

9	vs. New Orleans, 10/28/01 at Tennessee, 12/13/09 at Detroit, 10/10/10
8	Many times, last vs. Pittsburgh, 12/20/07
7	Many times, last vs. Atlanta, 11/21/10

Most Kickoff Returns, Opponent, Game

9	vs. San Diego, 10/1/00
8	Many times, last vs. Green Bay, 9/27/09
7	Many times, last vs. Indianapolis, 10/25/09

Most Kickoff Returns, Both Teams, Game

15	vs. New Orleans, 10/28/01 (Rams 9, Saints 6)
14	vs. Chicago Bears, 10/24/54 (Rams 7, Bears 7) @ San Francisco, 11/7/54 (Rams 7, 49ers 7) @ New Orleans, 10/23/94 (Rams 7, Saints 7) vs. San Diego, 10/1/00 (Rams 5, Chargers 9) @ Kansas City, 10/22/00 (Rams 8, Chiefs 6)

YARDS GAINED**Most Yards, Kickoff Returns, Season**

1,938	2007
1,764	2009
1,761	2008

Most Yards, Kickoff Returns, Opponent, Season

2,194	2001
2,115	1999
1,888	2000

Fewest Yards, Kickoff Returns, Season

448	1945
690	1949
705	1977

Fewest Yards, Kickoff Returns, Opponent, Season

463	1941
544	1942
545	1942

Most Yards, Kickoff Returns, Game

267	@ Kansas City, 10/22/00
254	vs. Chicago, 10/13/63
239	vs. St. Louis, 11/14/76

Most Yards, Kickoff Returns, Opponent, Game

362	vs. Detroit, 10/29/50
304	@ New Orleans, 10/23/94
263	@ New York Giants, 11/11/48

Most Yards, Kickoff Returns, Both Teams, Game

560	vs. Detroit, 10/29/50 (Rams 198, Lions 362)
501	@ New Orleans, 10/23/94 (Rams 197, Saints 304)
384	@ New York Giants 11/14/48 (Rams 121, Giants 263)

TOUCHDOWNS**Most Touchdowns, Kickoff Returns, Season**

3	1950, 1985
2	1999
1	1998, 2000, 2005

Most Touchdowns, Kickoff Returns, Opponent, Season

2	1950, 1964, 1967, 1981, 1994, 2001, 2002, 2003, 2006, 2007
1	Many times, last in 2009

Most Touchdowns, Kickoff Returns, Game

2	vs. Green Bay, 11/24/85
1	Many times, last vs. Seattle, 10/9/05



Most Touchdowns, Kickoff Returns, Game, Opponent

- 2 @ New Orleans, 10/23/94
vs. Chicago, 12/11/06
- 1 Many times, last at Detroit, 10/10/10

FUMBLES

TOTAL FUMBLES

Most Fumbles, Season

- 42 1996
- 40 1964, 1965
- 39 1978, 1986

Most Fumbles, Opponent, Season

- 42 1996
- 40 1964, 1965
- 39 1978, 1986

Fewest Fumbles, Season

- 14 2010
- 17 1960
- 18 2008

Fewest Fumbles, Opponent, Season

- 13 1956
- 15 1974, 1982, 1994
- 16 1998

Most Fumbles, Game

- 8 vs. Detroit, 10/31/65
- 7 Many times, last vs. New Orleans, 12/16/79
- 6 Many times, last @ New York Giants, 9/7/03

Most Fumbles, Opponent, Game

- 8 @ Chicago Cards, 11/27/38
- 7 Many times, last vs. Arizona, 12/9/10
- 6 Many times, last @ Green Bay, 9/4/88

Most Fumbles, Both Teams, Game

- 14 @ Chicago Bears, 11/24/40 (Rams 7, Bears 7)
- 12 @ Chicago Bears, 9/15/39 (Rams 6, Bears 6)
- @ Chicago Bears, 11/16/52 (Rams 7, Bears 5)
- 11 @ New York Giants, 9/7/03 (Rams 6, Giants 5)
- @ New Orleans, 10/24/76 (Rams 4, Saints 7)
- @ New York Giants, 12/1/46 (Rams 6, Giants 5)
- @ Chicago Cardinals, 11/27/38 (Rams 3, Cardinals 8)

FUMBLES LOST

Most Fumbles Lost, Season

- 24 1983
- 23 1958
- 22 1953, 1965, 1978, 1986, 2001

Most Fumbles Lost, Opponent, Season

- 24 1947, 1948
- 22 1984, 2003
- 20 1966, 1983

Most Fumbles Lost, Game

- 6 vs. New England, 12/11/83
- vs. Detroit, 10/31/65
- @ Detroit, 9/29/40
- 5 Many times, last vs. Phoenix, 9/1/91
- 4 Many times, last vs. Tampa Bay, 11/26/01

Most Fumbles Lost, Opponent, Game

- 5 @ New Orleans, 10/24/76
- @ Green Bay, 9/25/66
- @ Detroit, 10/15/44
- @ Chicago Cardinals, 11/27/38
- 4 Many times, last vs. Cardinals, 12/9/10
- 3 Many times, last @ Washington, 10/12/08

Most Fumbles Lost, Both Teams, Game

- 9 @ Chicago Bears, 9/15/39 (Rams 5, Bears 4)
- 8 Many times, Last vs. New England, 12/11/83 (Rams 6, Patriots 2)

- 7 @ Philadelphia, 12/1/02 (Rams 3, Eagles 4)
- @ Chicago Bears, 11/16/52 (Rams 4, Bears 3)
- @ Detroit, 9/29/40 (Rams 6, Lions 1)
- @ Chicago Cardinals, 11/27/38 (Rams 2, Cardinals 5)

PENALTIES

TOTAL PENALTIES

Most Penalties, Season

- 142 1997
- 133 1978, 1996
- 131 2011

Most Penalties, Opponent, Season

- 142 1997
- 133 1978, 1996
- 126 2010

Fewest Penalties, Season

- 29 1941
- 45 1942
- 51 1959

Fewest Penalties, Opponent, Season

- 43 1945
- 46 1942
- 47 1941, 1958

Most Penalties, Game

- 15 Five times, last vs. Philadelphia, 12/18/05
- 14 Many times, last vs. New Orleans, 11/26/00
- 13 Many times, last vs. San Francisco, 11/11/12

Most Penalties, Opponent, Game

- 18 vs. Chicago Bears, 11/10/46
- vs. Cleveland, 10/7/51
- 17 vs. New Orleans, 11/26/00
- 16 @ Chicago Bears, 10/10/48

Most Penalties, Both Teams, Game

- 31 vs. New Orleans, 11/26/00 (Rams 14, Saints 17)
- 27 vs. Chicago Bears, 11/10/46 (Rams 9, Bears 18)
- 26 vs. New Orleans, 11/8/81 (Rams 13, Saints 13)
- vs. Cincinnati, 9/1/96 (Rams 11, Bengals 15)
- @ Buffalo, 11/21/04 (Rams 11, Bills 15)
- @ San Francisco, 11/14/10 (Rams 12, 49ers 14)

Fewest Penalties, Game

- 0 vs. New Orleans, 12/9/90
- vs. Baltimore, 12/18/65
- @ Chicago, 11/29/42
- @ New York, 11/16/41
- 1 Many times, last vs. Atlanta, 1/6/02
- 2 Many times, last @ Tampa Bay, 12/18/00

Fewest Penalties, Opponent, Game

- 0 @ New England 10/26/08
- vs. Chicago, 9/24/95
- vs. Minnesota, 11/19/72
- vs. New York, 9/27/41
- 1 Many times, last @ Seattle, 9/10/00
- 2 Many times, last vs. Pittsburgh, 12/20/07

Fewest Penalties, Both Teams, Game

- 1 vs. New York Yanks, 9/27/53 (Rams 1, Yanks 0)
- 2 vs. Green Bay, 12/16/62 (Rams 1, Packers 1)
- vs. Baltimore, 12/18/65 (Rams 0, Colts 2)
- 3 Many times, last @ Phoenix, 12/5/93 (Rams 1, Cardinals 2)

YARDS PENALIZED

Most Yards Penalized, Season

- 1,169 1978
- 1,065 1997
- 1,015 1996



Most Yards Penalized, Opponent, Season

1,066 2005
1,064 1997
1,028 1951

Fewest Yards Penalized, Season

195 1938
220 1939
218 1937

Fewest Yards Penalized, Opponent, Season

220 1939
249 1938
318 1939

Most Yards Penalized, Game

162 vs. Baltimore, 10/22/50
149 @ Dallas, 11/6/60
145 @ Chicago Bears, 10/19/58

Most Yards Penalized, Opponent, Game

177 vs. San Francisco, 9/18/94
173 vs. Minnesota, 9/22/67
150 vs. Detroit, 10/3/52

137 @ Baltimore, 11/22/15

Most Yards Penalized, Both Teams, Game

269 vs. Green Bay, 12/3/50 (Rams 123, Packers 146)
267 vs. Minnesota, 9/22/67 (Rams 94, Vikings 173)
253 @ Atlanta, 11/19/67 (Rams 135, Falcons 118)

Fewest Yards Penalized, Game

0 Many times, last vs. New Orleans, 12/9/90
5 Many times, Last @ Arizona, 12/7/08
7 @ New Orleans, 10/30/88
@ Detroit, 10/12/58

Fewest Yards Penalized, Opponent, Game

†0 Three times, last @ New England, 10/26/08
5 Many times, last @ Atlanta, 10/14/93
7 @ New Orleans, 10/30/88
@ Green Bay 12/20/92

Fewest Yards Penalized, Both Teams, Game

10 vs. Green Bay, 12/16/62 (Rams 5, Packers 5)
15 vs. Chicago Cards, 11/23/41 (Rams 5, Cardinals 10)
vs. New York Yanks, 9/27/53 (Rams 15, Yanks 0)
20 Many times, last @ Phoenix, 12/5/93 (Rams 10,
Cardinals 10)



RAMS BIG DAYS

Bold denotes player active with Rams

Italics denotes rookie

RUSHING

247	Willie Ellison vs. New Orleans	Dec. 5, 1971	(26 carries, 1 TD)
223	<i>Tom Wilson vs. Green Bay</i>	<i>Dec. 16, 1956</i>	<i>(23 carries, 0 TD)</i>
221	Greg Bell vs. Green Bay	Sept. 24, 1989	(28 carries, 2 TD)
220	Marshall Faulk @ New Orleans	Dec. 24, 2000	(32 carries, 2 TD)
215	Eric Dickerson vs. Houston	Dec. 9, 1984	(27 carries, 2 TD)
213	Charles White @ St. Louis	Nov. 15, 1987	(34 carries, 1 TD)
212	<i>Jerome Bettis @ New Orleans</i>	<i>Dec. 12, 1993</i>	<i>(28 carries, 1 TD)</i>
210	Greg Bell @ New England	Dec. 24, 1989	(26 carries, 1 TD)
208	Eric Dickerson @ St. Louis	Nov. 4, 1984	(21 carries 0 TD)
208	Marshall Faulk vs. Atlanta	Oct. 15, 2000	(25 carries, 1 TD)
207	Eric Dickerson vs. Tampa Bay	Oct. 5, 1986	(30 carries, 2 TD)
205	Dan Towler @ Baltimore	Nov. 22, 1953	(14 carries, 1 TD)
202	Marshall Faulk @ Carolina	Dec. 23, 2001	(30 carries, 2 TD)
199	Ollie Matson @ Chicago Bears	Oct. 11, 1959	(31 carries, 3 TD)
199	<i>Eric Dickerson vs. Detroit</i>	<i>Oct. 2, 1983</i>	<i>(30 carries, 2 TD)</i>
195	Trung Canidate @ New York Jets	Oct. 21, 2001	(23 carries, 2 TD)
193	Eric Dickerson @ St. Louis	Sept. 7, 1986	(38 carries, 2 TD)
192	<i>Eric Dickerson @ New York Jets</i>	<i>Sept. 25, 1983</i>	<i>(28 carries, 2 TD)</i>
191	Eric Dickerson @ Tampa Bay	Nov. 25, 1984	(28 carries, 3 TD)
183	Marshall Faulk vs. Carolina	Nov. 11, 2001	(15 carries, 2 TD)
183	Marshall Faulk vs. Seattle	Oct. 20, 2002	(32 carries, 3 TD)
181	Marshall Faulk @ Atlanta	Oct. 17, 1999	(18 carries, 1 TD)
179	Steven Jackson vs. Jacksonville	Oct. 30, 2005	(25 carries, 0 TD)
178	Marshall Faulk @ Arizona	Nov. 3, 2002	(27 carries, 1 TD)
170	Eric Dickerson vs. Atlanta	Oct. 26, 1986	(30 carries, 0 TD)
169	Dick Bass @ Chicago	Dec. 9, 1962	(20 carries, 1 TD)
168	Marshall Faulk vs. Atlanta	Jan. 6, 2002	(20 carries, 1 TD)
166	Ron Waller vs. Philadelphia	Sept. 30, 1956	(20 carries, 1 TD)
166	Charles White vs. Pittsburgh	Oct. 11, 1987	(33 carries, 1 TD)
164	Eric Dickerson @ New Orleans	Oct. 14, 1984	(20 carries, 0 TD)
161	Steven Jackson @ Atlanta	Dec. 28, 2008	(30 carries, 2 TD)
160	Steven Jackson vs. Dallas	Oct. 10, 2008	(25 carries, 3 TD)
159	Charles White vs. Atlanta	Dec. 13, 1987	(29 carries, 2 TD)
159	Steven Jackson vs. New Orleans	Oct. 30, 2011	(25 carries, 2 TD)
158	Greg Hill, @ Buffalo	Sept. 20, 1998	(19 carries, 2 TD)
158	Marshall Faulk vs. Oakland	Oct. 13, 2002	(26 carries, 0 TD)
155	Charles White @ Atlanta	Oct. 18, 1987	(31 carries, 0 TD)
155	Dan Towler vs. New York Yanks	Nov. 18, 1951	(13 carries, 1 TD)
154	Marshall Faulk @ New Orleans	Dec. 12, 1999	(29 carries, 1 TD)
154	Dan Towler vs. Chicago Bears	Oct. 25, 1953	(24 carries, 1 TD)
152	Lawrence McCutcheon @ New Orleans	Nov. 25, 1973	(20 carries, 0 TD)
152	Lawrence McCutcheon @ Chicago	Dec. 2, 1973	(24 carries, 0 TD)
152	Lawrence McCutcheon vs. Atlanta	Dec. 11, 1977	(17 carries, 0 TD)
150	Eric Dickerson @ Seattle	Sept. 23, 1985	(31 carries, 3 TD)
150	Eric Dickerson vs. Green Bay	Nov. 24, 1985	(31 carries, 1 TD)
150	Steven Jackson vs. Washington	Dec. 24, 2006	(33 carries, 1 TD)
159	Todd Gurley @ Green Bay	Oct. 11, 2015	(30 carries, 0 TD)
140	Todd Gurley vs. Detroit	Dec. 13, 2015	(16 carries, 2 TD)
146	Todd Gurley @ Arizona	Oct. 4, 2015	(19 carries, 0 TD)
128	Todd Gurley vs. Cleveland	Oct. 25, 2015	(19 carries, 2 TD)
133	Todd Gurley vs. San Francisco	Nov. 1, 2015	(20 carries, 1 TD)



CAREER 100-YARD RUSHING GAMES

Games	Player	W-L-T	Games	Player	W-L-T
38	Eric Dickerson	27-11	3	Cullen Bryant	3-0
33	Steven Jackson	17-15-1	3	John Cappelletti	2-0-1
27	Marshall Faulk	27-0	3	Ollie Matson	2-1
22	Lawrence McCutcheon	19-2-1	3	Lawrence Phillips	3-0
11	Jerome Bettis	3-8	2	Trung Canidate	2-0
10	Dick Bass	6-4	2	Dick Hoerner	1-0-1
10	Dan Towler	10-0	2	Les Josephson	2-0
8	Wendell Tyler	6-2	2	Joe Marconi	2-0
8	Charles White	7-1	2	Elvis Peacock	2-0
7	Greg Bell	6-1	2	Bob Thomas	2-0
7	Paul (Tank) Younger	3-3-1	2	Tre Mason	2-0
6	Cleveland Gary	4-2	1	Benny Cunningham	1-0
5	Jon Arnett	2-3	1	Jim Bertelsen	1-0
5	Willie Ellison	2-2-1	1	Robert Delpino	1-0
5	Ron Waller	4-1	1	Harold Green	1-0
5	Tim Wilson	2-3	1	Greg Hill	1-0
5	Todd Gurley	4-1	1	Brian Leonard	0-1
4	Skeet Quinlan	1-3	1	Jerald Moore	1-0
4	Zac Stacy	2-2	1	Kenny Washington	1-0
			1	Justin Watson	1-0

GAMES WITH MORE THAN ONE 100-YARD RUSHER

Nov. 8, 1953	vs. San Francisco, Skeet Quinlan (11-119) and Paul Younger (12-101)
Oct. 24, 1954	vs. Chicago Bears, Dan Towler (15-123) and Paul Younger (27-106)
Oct. 31, 1954	vs. Detroit, Paul Younger (18-140) and Skeet Quinlan (13-119)
Dec. 4, 1955	vs. Baltimore, Ron Waller (24-138) and Paul Younger (25-132)
Sept. 16, 1973	@ Kansas City, Jim Bertelsen (28-143) and Lawrence McCutcheon (21-120)
Sept. 12, 1976	@ Atlanta, Lawrence McCutcheon (26-115) and John Cappelletti (22-102)
Sept. 19, 1976	@ Minnesota, John Cappelletti (28-128) and Lawrence McCutcheon (29-110)
Nov. 11, 1996	vs. Atlanta, Lawrence Phillips (14-106) and Harold Green (13-106)
Nov. 11, 2001	vs. Carolina, Marshall Faulk (15-183) and Trung Canidate (16-145)

PASSING

554	Norm Van Brocklin vs. New York Yanks	Sept. 28, 1951	(30 / 46, 0 TD, 0 Int)
509	Vince Ferragamo vs. Chicago	Dec. 26, 1982	(30 / 46, 3 TD, 2 Int)
454	Jim Everett @ New Orleans	Nov. 26, 1989	(29 / 51, 1 TD, 2 Int)
453	Marc Bulger vs. San Diego	Nov. 10, 2002	(36 / 48, 4 TD, 0 Int)
450	Marc Bulger vs. New York Jets	Jan. 2, 2005	(29 / 39, 3 TD, 2 Int)
448	Marc Bulger @ Green Bay	Nov. 29, 2004	(35 / 53, 2 TD, 1 Int)
442	Marc Bulger @ New York Giants	Oct. 2, 2005	(40 / 62, 2 TD, 3 Int)
441	Kurt Warner vs. Denver	Sept. 4, 2000	(25 / 35, 3 TD, 3 Int)
436	James Harris @ Miami	Oct. 3, 1976	(17 / 29, 2 TD, 1 Int)
431	Trent Green vs. Carolina	Nov. 5, 2000	(29 / 42, 2 TD, 0 Int)
406	Jim Hardy vs. Chicago Cardinals	Oct. 31, 1948	(28 / 53, 3 TD, 2 Int)
401	Tony Banks @ Atlanta	Nov. 2, 1997	(30 / 42, 2 TD, 1 Int)
401	Kurt Warner @ New England	Nov. 18, 2001	(23 / 34, 3 TD, 2 Int)
394	Kurt Warner vs. San Francisco	Sept. 17, 2000	(23 / 34, 2 TD, 2 Int)
390	Kurt Warner vs. San Diego	Oct. 1, 2000	(24 / 30, 4 TD, 0 Int)
388	Marc Bulger vs. Washington	Dec. 24, 2006	(25 / 38, 4 TD, 0 Int)
385	Kurt Warner vs. New Orleans	Oct. 28, 2001	(29 / 47, 1 TD, 4 Int)
378	Marc Bulger @ San Francisco	Nov. 2, 2003	(26 / 42, 1 TD, 2 Int)
377	Jim Everett @ Philadelphia	Nov. 6, 1988	(24 / 45, 2 TD, 4 Int)
377	Sam Bradford vs. Minnesota	Dec. 16, 2012	(35/55, 3 TD, 1 Int)
375	Marc Bulger @ Pittsburgh	Oct. 26, 2003	(22 / 37, 1 TD, 0 Int)
375	Austin Davis @ Philadelphia	Oct. 5, 2014	(29/49, 3 TD, 0 Int)
372	Billy Wade @ Green Bay	Nov. 16, 1958	(19 / 42, 1 TD, 2 Int)
372	Jim Everett vs. Cincinnati	Oct. 7, 1990	(25 / 46, 2 TD, 0 Int)
372	Mark Rypien vs. Buffalo	Dec. 10, 1995	(31 / 55, 1 TD, 2 Int)
368	Jim Everett vs. Indianapolis	Sept. 17, 1989	(28 / 35, 3 TD, 1 Int)
368	Marc Bulger vs. San Francisco	Sept. 19, 2007	(24 / 41, 1 TD, 0 Int)
366	Trent Green vs. Washington	Nov. 20, 2000	(23 / 38, 2 TD, 1 Int)
365	Jim Everett @ Denver	Nov. 27, 1988	(25 / 47, 2 TD, 1 Int)
365	Jim Everett vs. New Orleans	Dec. 9, 1990	(31 / 50, 1 TD, 2 Int)
362	Marc Bulger @ San Francisco	Sept. 11, 2005	(34 / 56, 2 TD, 1 Int)
360	Marc Bulger vs. Seattle	Oct. 15, 2006	(26 / 39, 3 TD, 1 Int)
359	Kurt Warner vs. Indianapolis	Dec. 30, 2001	(23 / 30, 3 TD, 1 Int)
358	Marc Bulger vs. New Orleans	Sept. 26, 2004	(32 / 49, 1 TD, 0 Int)
356	Billy Wade @ Baltimore	Nov. 23, 1958	(24 / 41, 0 TD, 2 Int)
356	Marc Bulger vs. Chicago	Dec. 11, 2006	(34 / 55, 3 TD, 0 Int)
354	Jamie Martin vs. San Francisco	Dec. 24, 2005	(33 / 41, 1 TD, 2 Int)
354	Marc Bulger vs. Kansas City	Nov. 5, 2006	(31 / 42, 1 TD, 0 Int)
353	Tony Banks @ Baltimore	Oct. 27, 1996	(26 / 40, 1 TD, 1 Int)



352	Marc Bulger vs. Atlanta.....	Oct. 13, 2003	(23 / 34, 2 TD, 2 Int)
352	Sam Bradford @ Atlanta.....	Sept. 15, 2013	(32 / 55, 3 TD, 1 Int)
351	Kurt Warner @ Carolina.....	Dec. 5, 1999	(22 / 31, 3 TD, 2 Int)

CAREER 300-YARD PASSING GAMES

Games	Player	W-L-T	Games	Player	W-L-T
30	Kurt Warner.....	22-8	3	Bill Wade.....	1-2
27	Marc Bulger.....	12-15	2	Dieter Brock.....	0-2
20	Jim Everett.....	10-10	2	Bob Waterfield.....	2-0
7	Sam Bradford.....	2-5	2	Austin Davis.....	0-2
5	Norm Van Brocklin.....	4-1	1	Zeke Bratkowski.....	1-0
3	Tony Banks.....	1-2	1	Ryan Fitzpatrick.....	1-0
3	Vince Ferragamo.....	1-2	1	Gus Frerotte.....	1-0
3	Roman Gabriel.....	2-1	1	Pat Haden.....	0-1
3	Trent Green.....	2-1	1	Jim Hardy.....	0-1
3	Chris Miller.....	1-2	1	James Harris.....	1-0
3	Mark Rypien.....	0-3	1	Case Keenum.....	0-1
			1	Jamie Martin.....	1-0

RECEIVING

336	*Willie Anderson @ New Orleans.....	Nov. 26, 1989	(15 receptions, 1 TD)
303	Jim Benton @ Detroit.....	Nov. 22, 1945	(10 receptions, 1 TD)
238	Harold Jackson vs. Dallas.....	Oct. 14, 1973	(7 receptions, 4 TD)
233	Isaac Bruce @ Atlanta.....	Nov. 2, 1997	(10 receptions, 3 TD)
230	Henry Ellard vs. Indianapolis.....	Sept. 17, 1989	(12 receptions, 1 TD)
229	Isaac Bruce @ Baltimore.....	Oct. 27, 1996	(11 receptions, 1 TD)
226	<i>Eddie Kennison @ Atlanta.....</i>	<i>Dec. 15, 1996</i>	<i>(5 receptions, 3 TD)</i>
220	Ron Jessie @ Miami.....	Oct. 3, 1976	(7 receptions, 2 TD)
210	Isaac Bruce vs. Miami.....	Dec. 24, 1995	(15 receptions, 1 TD)
208	<i>Jim Phillips @ Green Bay.....</i>	<i>Nov. 16, 1958</i>	<i>(8 receptions, 1 TD)</i>
207	Carroll Dale @ Detroit.....	Nov. 17, 1963	(7 receptions, 3 TD)
204	Marshall Faulk (RB) vs. Chicago.....	Dec. 26, 1999	(12 receptions, 1 TD)
203	Torry Holt vs. Indianapolis.....	Dec. 30, 2001	(7 receptions, 2 TD)
202	Jim Benton @ New York Yanks.....	Dec. 5, 1946	(12 receptions, 2 TD)
200	Tommy McDonald vs. Cleveland.....	Dec. 12, 1965	(6 receptions, 2 TD)
200	Torry Holt @ San Francisco.....	Nov. 2, 2003	(11 receptions, 1 TD)
196	Elroy Hirsch vs. Green Bay.....	Dec. 12, 1953	(9 receptions, 0 TD)
195	Elroy Hirsch vs. Chicago Cardinals.....	Nov. 11, 1951	(6 receptions, 2 TD)
192	Isaac Bruce, vs. Minnesota.....	Sept. 13, 1998	(11 receptions, 1 TD)
191	Isaac Bruce, vs. Atlanta.....	Oct. 12, 1995	(10 receptions, 2 TD)
189	Tom Fears vs. Green Bay.....	Dec. 3, 1950	(3 receptions, 2 TD)
189	Torry Holt @ Atlanta.....	Sept. 24, 2000	(3 receptions, 2 TD)
188	Isaac Bruce vs. San Francisco.....	Sept. 17, 2000	(8 receptions, 1 TD)
183	George Farmer vs. Chicago.....	Dec. 26, 1982	(9 receptions, 1 TD)
181	Isaac Bruce @ Indianapolis.....	Oct. 1, 1995	(8 receptions, 2 TD)
179	Isaac Bruce vs. New Orleans.....	Oct. 28, 2001	(7 receptions, 1 TD)
175	Del Shofner vs. Baltimore.....	Dec. 6, 1958	(5 receptions, 1 TD)
174	Torry Holt @ Pittsburgh.....	Oct. 26, 2003	(7 receptions, 1 TD)
173	Elroy Hirsch @ New York Yanks.....	Sept. 28, 1951	(9 receptions, 4 TD)
173	Isaac Bruce vs. San Francisco.....	Oct. 22, 1995	(9 receptions, 0 TD)
172	Torry Holt vs. Minnesota.....	Dec. 10, 2000	(9 receptions, 0 TD)
171	Henry Ellard @ Detroit.....	Dec. 6, 1987	(7 receptions, 1 TD)
170	Isaac Bruce @ Green Bay.....	Nov. 29, 2004	(9 receptions, 1 TD)
169	Del Shofner @ Detroit.....	Nov. 15, 1959	(5 receptions, 1 TD)
168	Elroy Hirsch @ Green Bay.....	Oct. 11, 1953	(8 receptions, 0 TD)
167	Henry Ellard @ Denver.....	Nov. 27, 1988	(11 receptions, 2 TD)
167	Isaac Bruce vs. San Diego.....	Oct. 1, 2000	(9 receptions, 2 TD)
166	Henry Ellard @ Philadelphia.....	Nov. 6, 1988	(7 receptions, 1 TD)
165	Henry Ellard vs. Atlanta.....	Oct. 8, 1989	(8 receptions, 0 TD)
165	Torry Holt @ Tampa Bay.....	Dec. 18, 2000	(9 receptions, 1 TD)
163	Elroy Hirsch @ San Francisco.....	Oct. 28, 1951	(4 receptions, 1 TD)
163	Jim Phillips vs. Chicago.....	Sept. 23, 1961	(9 receptions, 0 TD)
163	Henry Ellard vs. Phoenix.....	Nov. 19, 1989	(7 receptions, 2 TD)
163	Isaac Bruce vs. San Diego.....	Nov. 10, 2002	(10 receptions, 3 TD)
163	Torry Holt, vs. Tennessee.....	Sept. 25, 2005	(9 receptions, 1 TD)
163	Torry Holt, vs. San Francisco.....	Dec. 24, 2005	(10 receptions, 1 TD)
163	<i>Donnie Avery @ New England.....</i>	<i>Oct. 26, 2008</i>	<i>(6 receptions, 1 TD)</i>
162	Tom Fears @ New York Yanks.....	Sept. 28, 1951	(7 receptions, 0 TD)
161	Torry Holt vs. Atlanta.....	Oct. 13, 2003	(11 receptions, 2 TD)
160	Danny Amendola.....	Sept. 16, 2012	(15 receptions, 1 TD)
160	Henry Ellard vs. Kansas City.....	Nov. 10, 1991	(8 receptions, 1 TD)
160	Torry Holt vs. San Francisco.....	Dec. 5, 2004	(10 receptions, 1 TD)



159	Tom Fears vs. Washington	Dec. 11, 1949	(10 receptions, 2 TD)
157	Elroy Hirsch @ New York Yanks	Nov. 19, 1954	(5 receptions, 0 TD)
157	Bob Boyd vs. San Francisco	Oct. 3, 1954	(5 receptions, 1 TD)
155	Tommy McDonald @ Chicago	Oct. 10, 1965	(9 receptions, 0 TD)
154	Jim Phillips @ New York Giants	Oct 22, 1961	(8 receptions, 1 TD)
154	Willie Anderson @ Atlanta	Sept. 11, 1994	(5 receptions, 1 TD)
154	Torry Holt vs. Seattle	Oct. 15, 2006	(8 receptions, 3 TD)
152	Isaac Bruce @ Cincinnati	Oct. 3, 1999	(6 receptions, 0 TD)
152	Drew Hill @ Pittsburgh	Sept. 16, 1984	(4 receptions, 1 TD)
151	Jim Benton, @ Chicago	Oct. 21, 1945	(7 receptions, 1 TD)
151	Jim Phillips, @ Dallas	Nov. 6, 1960	(7 receptions, 2 TD)
151	Jack Snow, @ Baltimore	Oct. 15, 1967	(3 receptions, 2 TD)
151	Ron Jessie, @ Atlanta	Nov. 16, 1975	(10 receptions, 1 TD)
151	Torry Holt @ Carolina	Dec. 12, 2004	(6 receptions, 1 TD)
150	Elroy Hirsch, @ San Francisco	Oct. 7, 1956	(8 receptions, 2 TD)
150	Jack Snow, vs. Detroit	Dec. 14, 1970	(7 receptions, 0 TD)

*NFL Record

GAMES WITH MORE THAN ONE 100-YARD RECEIVER

Dec. 11, 1949	vs. Washington, Tom Fears (10-159) and Bob Shaw (5 -137)
Sept. 22, 1950	vs. New York Yanks, Glen Davis (5-103) and Dick Hoerner (4-105)
Nov. 19, 1950	@ New York Yanks, Dick Hoerner (14-125) and Elroy Hirsch (8-157)
Sept. 28, 1951	@ New York Yanks, Tom Fears (7-162), Elroy Hirsch (9-173), and Verda (V.T.) Smith (2-103)
Dec. 14, 1952	vs. Pittsburgh, Tom Fears (10-122) and Elroy Hirsch (4-108)
Oct. 4, 1953	@ San Francisco, Bob Boyd (4-107) and Elroy Hirsch (9-107)
Sept. 26, 1954	@ Baltimore, Skeet Quinlan (4-135) and Bob Boyd (4-121)
Oct. 10, 1954	@ Detroit, Bob Boyd (8-128) and Elroy Hirsch (6-105)
Nov. 21, 1954	@ New York Giants, Bob Boyd (5-103) and Tom Fears (9-136)
Dec. 12, 1954	vs. Green Bay, Bob Boyd (4-106) and Elroy Hirsch (5-119)
Oct. 7, 1956	@ San Francisco, Elroy Hirsch (8-150) and Bob Boyd (7-119)
Nov. 23, 1958	@ Baltimore, Lamar Lundy (6-103) and Del Shofner (8-110)
Oct. 11, 1964	@ Chicago, Jim Phillips (7-110) and Bucky Pope (4-108)
Nov. 1, 1964	@ Detroit, Carroll Dale (7-109) and Marlin McKeever (6-100)
Dec. 4, 1976	vs. Atlanta, Ron Jessie (4-112) and Dwight Scales (2-102)
Dec. 26, 1982	vs. Chicago, George Farmer (9-183) and Preston Dennard (5-122)
Sept. 9, 1990	@ Green Bay, Henry Ellard (6-106) and Willie Anderson (5-128)
Oct. 7, 1990	vs. Cincinnati, Henry Ellard (7-100) and Willie Anderson (7-144)
Dec. 9, 1990	vs. New Orleans, Henry Ellard (5-107) and Willie Anderson (5-123)
Sept. 1, 1991	vs. Phoenix, Robert Delpino (10-113) and Henry Ellard (7-116)
Dec. 5, 1999	@ Carolina, Isaac Bruce (6-111) and Az-Zahir Hakim (4-122)
Dec. 12, 1999	@ New Orleans, Isaac Bruce (4-102) and Torry Holt (6-113)
Sept. 4, 2000	vs. Denver, Az-Zahir Hakim (5-118), Torry Holt (6-103), and Marshall Faulk (4-100)
Oct. 1, 2000	vs. San Diego, Isaac Bruce (9-167), Marshall Faulk (6-116), and Az-Zahir Hakim (5-104)
Nov. 5, 2000	vs. Carolina, Az-Zahir Hakim (8-147) and Torry Holt (4-130)
Nov. 10, 2002	vs. San Diego, Isaac Bruce (10-163) and Torry Holt (7-118)
Sept. 7, 2003	@ New York Giants, Isaac Bruce (8-120), and Torry Holt (7-111)
Sept. 19, 2004	@ Atlanta, Torry Holt (9-121) and Isaac Bruce (5-102)
Oct. 1, 2006	vs. Detroit, Isaac Bruce (7-100) and Torry Holt (6-102)
Dec. 24, 2006	vs. Washington, Isaac Bruce (9-148) and Steven Jackson (6-102)

CAREER 100-YARD RECEIVING GAMES

Games	Player	W-L-T	Games	Player	W-L-T
46	Torry Holt	27-19	4	Martin McKeever (TE)	1-3
43	Isaac Bruce	22-21	3	Kenny Britt	1-2
26	Henry Ellard	12-14	3	Preston Dennard	1-2
21	Elroy Hirsch	12-9	3	Drew Hill	1-2
16	Tom Fears	8-7-1	3	Amp Lee (RB)	1-2
15	Bob Boyd	9-5-1	3	Bucky Pope	1-2
14	Jim Phillips	4-9-1	2	Bob Carey	1-1
10	Jack Snow	5-4-1	2	Robert Delpino (RB)	0-2
9	Willie Anderson	4-5	2	George Farmer	0-2
8	Carroll Dale	2-5-1	2	Steven Jackson (RB)	1-1
8	Harold Jackson	5-3	2	Eddie Kennison	1-1
8	Del Shofner	2-6	2	Willie Miller	1-1
6	Tommy McDonald	4-2	2	Ricky Proehl	2-0
5	Bernie Casey	3-0-2	2	Verda (V. T.) Smith (RB)	1-1
5	Ron Jessie	5-0	2	Billy Truax (TE)	2-0
4	Jim Benton	3-1	2	Wendell Tucker	2-0
4	Marshall Faulk (RB)	4-0	2	Danny Amendola	1-0-1
4	Az-Zahir Hakim	3-1	2	Chris Givens	1-1
			Games	Player	W-L-T



		Games	Player.....	W-L-T	
1	Danario Alexander (WR).....	0-1	1	Tom Keane.....	1-0
1	Jon Arnett (RB).....	0-1	1	Lamar Lundy (TE).....	0-1
1	Donnie Avery (WR).....	0-1	1	Ollie Matson (RB).....	0-1
1	Johnny Bailey (RB).....	0-1	1	Shaun McDonald.....	0-1
1	Mike Barber (TE).....	0-1	1	Dwight Scales.....	1-0
1	Jim Bertlesen (RB).....	0-1	1	Bob Shaw.....	1-0
1	Kenny Britt.....	0-1	1	Clendon Thomas (RB).....	0-1
1	Ron Brown.....	1-0	1	Billy Waddy.....	1-0
1	Leon Clarke.....	1-0	1	Brandon Gibson.....	1-0
1	Mark Clayton (WR).....	0-1	1	Lance Kendricks (TE).....	1-0
1	Aaron Cox.....	1-0	1	Jared Cook (TE).....	1-0
1	Kevin Curtis.....	1-0	1	Tavon Austin.....	1-0
1	Glen Davis.....	1-0	1	Stedman Bailey.....	1-0
1	Troy Drayton (TE).....	1-0			
1	Pete Holohan (TE).....	1-0			

GAMES WITH 300-YARD PASSER, 100-YARD RUSHER, 100-YARD RECEIVER

vs. San Francisco, Oct. 23, 1983	QB Vince Ferragamo (26-35, 327 yds, 5 TD, 2 Int.); RB Eric Dickerson (25-144); TE Mike Barber (8-113, 1 TD)
@ Detroit, Dec. 6, 1987	QB Jim Everett (20-26, 324 yds, 2 TD, 2 Int.); RB Charles White (29-102, 1 TD); WR Henry Ellard (7-171, 1 TD)
@ Denver, Nov. 27, 1988	QB Jim Everett (25-47, 365 yds, 2 TD, 1 Int.); RB Greg Bell (22-112, 1 TD); WR Henry Ellard (11-167, 2 TD)
vs. Atlanta, Oct. 21, 1990	QB Jim Everett (24-38, 302 yds, 3 TD); RB Cleveland Gary (19-102, 2 TD); WR Henry Ellard (6-109, 1 TD)
@ Atlanta, Dec. 15, 1996	QB Tony Banks (11-16, 304 yds, 3 TD, 1 Int.); RB Lawrence Phillips (22-122, 1 TD); WR Eddie Kennison (5-226, 3 TD)
@ Carolina, Dec. 5, 1999	QB Kurt Warner (22-31, 351 yds, 3 TD, 2 Int.); RB Marshall Faulk (22-118); WR Az-Zahir Hakim (4-122, 2 TD); WR Isaac Bruce (6-111)
@ New Orleans, Dec. 12, 1999	QB Kurt Warner (21-31, 346 yds, 2 TD, 1 Int.); RB Marshall Faulk (29-154, 1 TD); WR Torry Holt (6-112); WR Isaac Bruce (4-102)
vs. San Francisco, Sept. 17, 2000	QB Kurt Warner (23-34, 394 yds, 2 TD, 2 Int.); RB Marshall Faulk (25-134, 3 TD); WR Isaac Bruce (8-188, 1 TD)
vs. San Diego, Oct. 1, 2000	QB Kurt Warner (30-24, 390, 4 TD); RB Justin Watson (14-102, 1 TD); WR Isaac Bruce (9-167, 2 TD); RB Marshall Faulk (6-116, 2 TD); WR Az-Zahir Hakim (5-104)
vs. Minnesota, Dec. 10, 2000	QB Kurt Warner (27-32, 346 yds); RB Marshall Faulk (25-135, 4 TD); WR Torry Holt (9-172)
@ San Francisco, Sept. 23, 2001	QB Kurt Warner (24-35, 321 yds, 3 TD, 1 Int.); RB Marshall Faulk (18-105); WR Isaac Bruce (8-144, 1 TD)
vs. Indianapolis, Dec. 30, 2001	QB Kurt Warner (23-20, 359 yds, 3 TD, 1 Int.); RB Marshall Faulk (25-118, 3 TD); WR Torry Holt (7-203, 2 TD)
@ Arizona, Nov. 23, 2003	QB Marc Bulger (28-44, 329 yds, 1 TD, 4 Int.); RB Marshall Faulk (24-100, 1 TD); WR Torry Holt (9-145)
@ Houston, Nov. 27, 2005	QB Ryan Fitzpatrick (19-30, 310 yards, 1 TD, 3 Int.); RB Steven Jackson (25-110, 1 TD); WR Torry Holt (10-130, 1 TD)
vs. Washington	QB Marc Bulger (28-38), 388 yards, 4 TD, 0 Int.); RB Steven Jackson (33-150, 1 TD); WR Isaac Bruce (9-148, 1 TD); RB Steven Jackson (6-102, 1 TD)

LARGEST MARGIN OF VICTORY

59 points	(59-0)	vs. Atlanta, Dec. 4, 1976
52 points	(52-0)	vs. Oakland, Nov. 30, 2014
49 points	(56-7)	vs. San Francisco, Nov. 9, 1958
48 points	(48-0)	@ Baltimore, Sept. 26, 1954
43 points	(70-27)	vs. Baltimore, Oct. 22, 1950
	(45-21)	vs. Baltimore, Dec. 5, 1953
	(59-16)	vs. Atlanta, Nov. 10, 1996
41 points	(65-24)	vs. Detroit, Oct. 29, 1950
	(55-14)	vs. New York Giants, Nov. 13, 1966
40 points	(54-14)	@ New York Yanks, Sept. 28, 1951
39 points	(42-3)	@ Philadelphia, Nov. 3, 1975
	(45-6)	vs. Seattle, Oct. 31, 1976

LARGEST MARGIN OF DEFEAT

48 points	(48-0)	@ San Francisco, Dec. 27, 1987
44 points	(47-3)	@ New York Jets, Nov. 9, 2008
47 points	(47-0)	@ Chicago Bears, Nov. 29, 1942
40 points	(47-7)	@ Tennessee, Dec. 13, 2009
39 points	(49-10)	@ Kansas City, Dec. 8, 2002
38 points	(52-14)	vs. Chicago Bears, Oct. 13, 1963
	(44-6)	@ Detroit, Oct. 10, 2010
	(45-7)	vs. New England, Oct. 28, 2012
36 points	(56-20)	@ Philadelphia, Oct. 8, 1950
	(42-6)	@ Pittsburgh, Nov. 3, 1996
	(42-6)	vs. Indianapolis, Oct. 25, 2009
35 points	(35-0)	@ San Francisco, Oct. 4, 2009
	(38-3)	@ Philadelphia, Sept. 7, 2008
	(35-0)	@ San Francisco, Oct. 8, 1961
	(56-21)	@ Baltimore, Nov. 25, 1956
	(42-7)	vs. Green Bay, Nov. 12, 1944
	(49-14)	@ New York, Nov. 16, 1941



RAMS ALL-TIME PASSING LEADERS

#	Player	Years	Att	Cmp	Yards	Cmp Pct	Yds/Att	TD	TD Pct	Int	Int Pct	LG	Rtg
1	Everett, Jim	1986-93	3,277	1,847	23,758	56.4%	7.25	142	4.33%	123	3.75%	81t	78.1
2	Bulger, Marc	2001-2009	3,145	1,981	22,814	63.0%	7.25	122	3.88%	93	2.96%	80t	85.3
3	Gabriel, Roman	1962-72	3,313	1,705	22,223	51.5%	6.71	154	4.65%	112	3.38%	93t	74.3
4	Van Brocklin, Norm	1949-57	1,897	1,011	16,114	53.3%	8.49	118	6.22%	127	6.69%	84	74.7
5	Warner, Kurt	1998-2003	1,688	1,121	14,447	66.4%	8.56	102	6.04%	65	3.85%	85t	97.2
6	Waterfield, Bob	1945-52	1,618	814	11,849	50.3%	7.32	99	6.12%	128	7.91%	91	62.1
7	Bradford, Sam	2010-2014	1,760	1,032	11,065	58.6%	6.29	59	3.35%	38	2.16%	80t	79.3
8	Ferragamo, Vince	1977-84	1,288	730	9,376	56.7%	7.28	70	5.43%	71	5.51%	85t	74.8
9	Haden, Pat	1976-81	1,363	731	9,296	53.6%	6.82	52	3.82%	60	4.40%	68t	69.6
10	Wade, Bill	1954-60	1,116	602	8,572	53.9%	7.68	56	5.02%	68	6.09%	93	71.0
11	Banks, Tony	1996-98	1,263	685	8,333	54.2%	6.60	36	2.85%	42	3.33%	80t	70.4
12	Harris, James	1973-76	652	361	5,220	55.4%	8.01	33	5.06%	27	4.14%	80	81.2
13	Miller, Chris	1994-95	722	405	4,727	56.1%	6.55	34	4.71%	29	4.02%	72	75.1
14	Hall, Parker	1939-42	721	329	4,013	45.6%	5.57	30	4.16%	67	9.29%	59	38.5
15	Bratkowski, Zeke	1961-63	531	279	3,559	52.5%	6.70	20	3.77%	35	6.59%	84t	58.9
16	Munson, Bill	1964-67	550	287	3,556	52.2%	6.47	21	3.82%	33	6.00%	95t	60.2
17	Martin, Jamie	1993-96, 2001-02, 04-05	439	290	2,944	66.1%	6.71	15	3.42%	19	4.33%	83t	48.4
18	Hadl, John	1973-74	373	188	2,688	50.4%	7.21	27	7.24%	17	4.56%	69	79.3
19	Ryan, Frank	1958-61	373	181	2,674	48.5%	7.17	15	4.02%	23	6.17%	96t	60.1
20	Brock, Dieter	1985	365	218	2,658	59.7%	7.28	16	4.38%	13	3.56%	64t	82.0
21	Green, Trent	1999-2000; 2008	312	183	2,588	58.7%	8.29	16	5.13%	11	3.53%	64	87.9
22	Kemp, Jeff	1981-85	353	173	2,395	49.0%	6.78	14	3.97%	10	2.83%	63t	72.6
23	Clemens, Kellen	2011-13	336	191	2,258	56.8%	6.72	10	2.98%	9	2.68%	81t	76.2
24	Keenum, Case	2015-Present	309	191	2,245	61.8%	7.27	11	3.56%	7	2.27%	60t	86.3
25	Hardy, Jim	1946-48	332	159	2,063	47.9%	6.21	21	6.33%	21	6.33%	69	62.6
26	Foles, Nick	2015	337	190	2,052	56.4%	6.09	7	2.08%	9	2.67%	68	69.0
27	Davis, Austin	2012-2014	284	180	2,001	63.4%	7.05	12	4.23%	9	3.17%	59t	85.1
28	Chandler, Chris	1994, 2004	238	143	1,815	60.1%	7.63	9	3.78%	10	4.20%	72t	79.0
29	Rypien, Mark	1995, 97	256	148	1,718	57.8%	6.71	9	3.52%	10	3.91%	62	73.7
30	Hill, Shaun	2014	229	145	1,657	63.3%	7.24	8	3.49%	7	3.06%	63t	83.9
31	Dils, Steve	1984-87, 89	250	119	1,383	47.6%	5.53	10	4.00%	5	2.00%	65t	63.1
32	Ruble, T.J.	1993	189	108	1,338	57.1%	7.08	8	4.23%	5	2.65%	54	80.1
33	Frerotte, Gus	2006-07	170	95	1,041	55.9%	6.12	7	4.12%	5	2.94%	38	42.8
34	Snyder, Robert	1937-38	153	61	1,009	39.9%	6.59	9	5.88%	5	3.27%	n/a	42.8



RAMS ALL-TIME SCORING LEADERS

#	Player	Years	TD	Ru	Rec	Ret	PAT	FG	2-pt	Saf	Pts
1	Wilkins, Jeff	1997-2007	0	0	0	0	428	265	0	0	1,223
2	Lansford, Mike	1982-90	0	0	0	0	315	158	0	0	789
3	Waterfield, Bob	1945-52	13	13	0	0	315	60	0	0	573
4	Gossett, Bruce	1964-69	0	0	0	0	211	120	0	0	571
5	Faulk, Marshall	1999-2005	85	58	27	0	0	0	7	0	524
6	Bruce, Isaac	1994-2007	84	0	84	0	0	0	3	0	510
7	Ray, David	1969-74	0	0	0	0	167	110	0	0	497
8	Holt, Torry	1999-2008	74	0	74	0	0	0	1	0	446
9	Zuerlein, Greg	2012-present	0	0	0	0	131	102	0	0	437
10	Brown, Josh	2008-2011	0	0	0	0	79	104	0	0	391
11	Jackson, Steven	2004-2012	64	56	8	0	0	0	2	0	388
12	Corral, Frank	1978-81	0	0	0	0	154	75	0	0	379
13	Dickerson, Eric	1983-87	58	56	2	0	0	0	0	0	348
14	Hirsch, Elroy	1949-57	55	1	53	1	9	0	0	0	339
15	Ellard, Henry	1983-93	52	0	48	4	0	0	0	0	312
16	Zendejas, Tony	1991-94	0	0	0	0	114	66	0	0	312
17	Benton, Jim	1938-40, 42, 44-47	45	1	42	2	0	0	0	0	270
18	Snow, Jack	1965-75	45	0	45	0	0	0	0	0	270
19	Towler, Dan	1950-55	44	43	1	0	0	0	0	0	264
20	Tyler, Wendell	1977-82	43	33	10	0	0	0	0	0	258
21	Bass, Dick	1960-69	42	34	7	1	0	0	0	0	252
22	Fears, Tom	1948-56	39	0	38	1	12	1	0	0	249
23	Villanueva, Danny	1960-64	0	0	0	0	111	44	0	0	243
24	Jackson, Harold	1968, 73-77	36	36	0	0	0	0	0	0	216
25	McCutcheon, Lawrence	1972-79	35	23	12	0	0	0	0	0	210
26	Bell, Greg	1987-89	34	31	3	0	0	0	0	0	204
27	Richter, Les	1954-62	0	0	0	0	106	29	0	0	193
28	Hoerner, Dick	1947-51	32	28	4	0	0	0	0	0	192
29	Younger, Paul (Tank)	1949-57	32	31	1	0	0	0	0	0	192
30	Dempsey, Tom	1975-76	0	0	0	0	67	38	0	0	181
31	Arnett, Jon	1957-63	30	19	8	3	0	0	0	0	180
32	Gary, Cleveland	1989-93	29	24	5	0	0	0	0	0	174
33	Boyd, Bob	1950-58	28	0	28	0	0	0	0	0	168
34	Gabriel, Roman	1962-72	28	28	0	0	0	0	0	0	168
35	Josephson, Les	1964-74	28	17	11	0	0	0	0	0	168



RAMS ALL-TIME RUSHING LEADERS

#	Player	Years	Rush	Yards	Avg	LG	TD
1	Jackson, Steven	2004-2012	2,395	10,138	4.2	59t	56
2	Dickerson, Eric	1983-87	1,525	7,245	4.8	85t	56
3	Faulk, Marshall	1999-2005	1,447	6,959	4.8	71t	58
4	McCutcheon, Lawrence	1972-79	1,435	6,186	4.3	48	23
5	Bass, Dick	1960-69	1,218	5,417	4.4	73t	34
6	Towler, Dan	1950-55	672	3,493	5.2	79t	44
7	Josephson, Les	1964-67, 69-74	797	3,407	4.3	75	17
8	Younger, Paul	1949-57	682	3,296	4.8	75t	17
9	Tyler, Wendell	1977-82	720	3,266	4.5	69t	33
10	Bryant, Cullen	1973-81, 87	802	3,119	3.9	26	20
11	Bettis, Jerome	1993-95	796	3,091	3.9	71t	13
12	Ellison, Willie	1967-72	656	2,901	4.4	80t	20
13	Arnett, Jon	1957-63	688	2,892	4.2	80t	19
14	Gary, Cleveland	1989-93	667	2,634	3.9	63	24
15	Bertelsen, Jim	1972-76	614	2,466	4.0	49	16
16	Bell, Greg	1988-89	568	2,375	4.2	47	31
17	Cappelletti, John	1974-78	632	2,246	3.6	38	15
18	White, Charles	1985-88	504	2,133	4.2	58	14
19	Wilson, Tom	1956-61	389	2,130	5.5	60	8
20	Hoerner, Dick	1947-51	450	2,010	4.5	64	28
21	Smith, Larry	1969-73	473	1,908	4.0	68	11
22	Marconi, Joe	1956-61	398	1,769	4.4	75t	21
23	Drake, John	1937-41	525	1,700	3.2	n/a	24
24	Gehrke, Fred	1940, 45-49	318	1,591	5.0	72t	14
25	Waller, Ron	1955-58	285	1,564	5.5	76	8
26	Quinlan, Volney	1952-56	256	1,510	5.9	74	10
27	Redden, Barry	1982-86	325	1,490	4.6	41t	6
28	Gurley, Todd	2015-present	348	1,452	4.2	71t	13
29	Delpino, Robert	1988-92	371	1,370	3.7	36	10
30	Guman, Mike	1980-88	333	1,286	3.9	18	11
31	Stacy, Zac	2013-2014	326	1,266	3.9	40t	8
32	Phillips, Lawrence	1996-97	376	1,265	3.4	38	4
33	Matson, Ollie	1959-62	249	1,214	4.9	69t	9
34	Gabriel, Roman	1962-72	315	1,146	3.6	23	28
35	Wilson, Ben	1963-65	328	1,136	3.5	39	7
36	Hall, Parker	1939-42	312	1,052	3.4	n/a	6
37	Peacock, Elvis	1979-80	216	1,001	4.6	36	7
38	Mason, Tre	2014-present	254	972	3.8	89t	5
39	Mason, Tommy	1967-70	248	866	3.5	19	4
40	Austin, Tavon	2013-present	109	861	7.9	65t	7
41	Washington, Ken	1946-48	140	859	6.1	92	8



RAMS ALL-TIME RECEIVING LEADERS

Receiving Yards

Receptions

Receiving Yards					Receptions										
#	Player	Years	Rec	Yards	Avg	LG	TD	#	Player	Years	Rec	Yards	Avg	LG	TD
1	Bruce, Isaac	1994-2007	942	14,109	15.0	80t	84	1	Bruce, Isaac	1994-2007	942	14,109	15.0	80t	84
2	Holt, Torry	1999-2008	869	12,660	14.6	85t	74	2	Holt, Torry	1999-2008	869	12,660	14.6	85t	74
3	Ellard, Henry	1983-93	593	9,761	16.5	81t	48	3	Ellard, Henry	1983-93	593	9,761	16.5	81t	48
4	Faulk, Marshall	1999-2005	470	4,071	8.7	72t	27	4	Faulk, Marshall	1999-2005	470	4,071	8.7	72t	27
5	Jackson, Steven	2004-2012	407	3,324	8.2	64t	8	5	Jackson, Steven	2004-2012	407	3,324	8.2	64t	8
6	Fears, Tom	1948-56	400	5,397	13.5	80t	38	6	Fears, Tom	1948-56	400	5,397	13.5	80t	38
7	Hirsch, Elroy	1949-57	343	6,299	18.4	91t	53	7	Hirsch, Elroy	1949-57	343	6,299	18.4	91t	53
8	Snow, Jack	1965-75	340	6,012	17.7	84t	45	8	Snow, Jack	1965-75	340	6,012	17.7	84t	45
9	Phillips, Jim	1958-65	333	4,953	14.9	93t	27	9	Phillips, Jim	1958-65	333	4,953	14.9	93t	27
10	Benton, Jim	1938-40, 42, 44-47	275	4,566	16.6	84t	42	10	Benton, Jim	1938-40, 42, 44-47	275	4,566	16.6	84t	42
11	Anderson, Willie	1988-94	259	5,246	20.3	78t	26	11	Anderson, Willie	1988-94	259	5,246	20.3	78t	26
12	Proehl, Ricky	1998-2002	207	2,590	12.5	47	16	12	Proehl, Ricky	1998-2002	207	2,590	12.5	47	16
13	Bass, Dick	1960-69	204	1,841	9.0	53	7	13	Bass, Dick	1960-69	204	1,841	9.0	53	7
14	Jackson, Harold	1968, 73-77	200	3,591	18.0	69t	36	14	Jackson, Harold	1968, 73-77	200	3,591	18.0	69t	36
15	Amendola, Danny	2009-2012	196	1,726	8.8	56	7	15	Amendola, Danny	2009-2012	196	1,726	8.8	56	7
16	Josephson, Les	1964-67, 69-74	194	1,970	10.2	58	11	16	Josephson, Les	1964-67, 69-74	194	1,970	10.2	58	11
17	Dennard, Preston	1978-83	189	3,066	16.2	64	21	17	Dennard, Preston	1978-83	189	3,066	16.2	64	21
18	McCutcheon, Lawrence	1972-79	184	1,683	9.1	50	12	18	McCutcheon, Lawrence	1972-79	184	1,683	9.1	50	12
19	Truax, Billy	1964-70	180	2,177	12.1	59t	18	19	Truax, Billy	1964-70	180	2,177	12.1	59t	18
20	Boyd, Bob	1950-57	176	3,611	20.5	80t	28	20	Boyd, Bob	1950-57	176	3,611	20.5	80t	28
21	Arnett, Jon	1957-1963	175	1,911	10.9	75t	8	21	Arnett, Jon	1957-1963	175	1,911	10.9	75t	8
22	Gibson, Brandon	2009-2012	174	2,090	12.0	41	9	22	Gibson, Brandon	2009-2012	174	2,090	12.0	41	9
23	Kendricks, Lance	2011-Present	172	1,819	10.6	80t	16	23	Kendricks, Lance	2011-Present	172	1,819	10.6	80t	16
24	Holohan, Pete	1988-90	159	1,625	10.2	31	7	24	Holohan, Pete	1988-90	159	1,625	10.2	31	7
25	Delpino, Robert	1988-92	152	1,574	10.4	78	9	25	Delpino, Robert	1988-92	152	1,574	10.4	78	9
26	Guman, Mike	1980-88	150	1,433	9.6	60	4	26	Guman, Mike	1980-88	150	1,433	9.6	60	4
27	Dale, Carroll	1960-64	149	2,663	17.9	80t	17	27	Dale, Carroll	1960-64	149	2,663	17.9	80t	17
28	Austin, Tavon	2013-Present	149	1,375	9.2	81t	10	28	Austin, Tavon	2013-Present	149	1,375	9.2	81t	10
29	Hakim, Az-Zahir	1998-2001	148	2,032	13.7	80t	16	29	Hakim, Az-Zahir	1998-2001	148	2,032	13.7	80t	16
30	Conwell, Ernie	1996-2002	146	1,574	10.8	52	10	30	Conwell, Ernie	1996-2002	146	1,574	10.8	52	10
31	Jessie, Ron	1975-79	144	2,386	16.6	58	15	31	Jessie, Ron	1975-79	144	2,386	16.6	58	15
32	Cook, Jared	2013-2015	142	1,786	12.6	59	8	32	Cook, Jared	2013-2015	142	1,786	12.6	59	8
33	Bryant, Cullen	1973-82, 87	142	1,148	8.1	39	3	33	Bryant, Cullen	1973-82, 87	142	1,148	8.1	39	3
34	Curtis, Kevin	2003-06	136	1,714	12.6	83t	11	34	Curtis, Kevin	2003-06	136	1,714	12.6	83t	11
35	Gary, Cleveland	1989-93	133	855	6.4	60t	6	35	Gary, Cleveland	1989-93	133	855	6.4	60t	6
36	Johnson, Damone	1986-92	132	1,015	7.7	27	18	36	Johnson, Damone	1986-92	132	1,015	7.7	27	18
37	Klein, Bob	1969-76	128	1,606	12.5	44	15	37	Klein, Bob	1969-76	128	1,606	12.5	44	15
38	Lee, Amp	1997-99	128	1,514	11.8	62	6	38	Lee, Amp	1997-99	128	1,514	11.8	62	6
39	McGee, Buford	1987-91	127	1,008	7.9	25	11	39	McGee, Buford	1987-91	127	1,008	7.9	25	11
40	Smith, Larry	1969-73	126	1,039	8.2	38	4	40	Smith, Larry	1969-73	126	1,039	8.2	38	4
41	Dickerson, Eric	1983-87	123	912	7.4	37t	2	41	Dickerson, Eric	1983-87	123	912	7.4	37t	2
42	McDonald, Tommy	1965-66	122	1,750	14.3	62	11	42	McDonald, Tommy	1965-66	122	1,750	14.3	62	11
43	Waddy, Billy	1977-81	120	1,963	16.4	68t	10	43	Waddy, Billy	1977-81	120	1,963	16.4	68t	10
44	Taylor, Wendell	1977-82	120	1,147	9.6	71t	10	44	Taylor, Wendell	1977-82	120	1,147	9.6	71t	10
45	McKeever, Martin	1961-66, 71-72	119	1,553	13.1	47t	6	45	McKeever, Martin	1961-66, 71-72	119	1,553	13.1	47t	6
46	Britt, Kenny	2014-Present	114	1,921	16.9	63t	8	46	Britt, Kenny	2014-Present	114	1,921	16.9	63t	8
47	Hill, David	1983-87	113	1,158	10.2	37	5	47	Hill, David	1983-87	113	1,158	10.2	37	5
48	Looker, Dane	2002-08	112	1,224	10.9	41	5	48	Looker, Dane	2002-08	112	1,224	10.9	41	5
49	Shofner, Del	1957-60	110	2,155	19.6	92t	16	49	Shofner, Del	1957-60	110	2,155	19.6	92t	16
50	Drayton, Troy	1993-96	108	1,215	11.5	52t	4	50	Drayton, Troy	1993-96	108	1,215	11.5	52t	4



RAMS ALL-TIME YARDS FROM SCRIMMAGE LEADERS

#	Player	Years	Touch	Yards	Avg	Att	Yards	Avg	Rec	Yards	Avg
1	Bruce, Isaac	1994-2007	965	14,259	14.8	23	150	6.5	942	14,109	15.0
2	Jackson, Steven	2004-2012	2,802	13,462	4.8	2,395	10,138	4.2	407	3,324	8.2
3	Holt, Torry	1999-2008	880	12,717	14.5	11	57	5.2	869	12,660	14.6
4	Faulk, Marshall	1999-2005	1,917	11,030	5.8	1,447	6,959	4.8	470	4,071	8.7
5	Ellard, Henry	1983-93	611	9,816	16.1	18	55	3.1	593	9,761	16.5
6	Dickerson, Eric	1983-87	1,648	8,157	4.9	1,525	7,245	4.8	123	912	7.4
7	McCutcheon, Lawrence	1972-79	1,619	7,869	4.9	1,435	6,186	4.3	184	1,683	9.1
8	Bass, Dick	1960-69	1,422	7,258	5.1	1,218	5,417	4.4	204	1,841	9.0
9	Hirsch, Elroy	1949-57	417	6,616	15.9	74	317	4.3	343	6,299	18.4
10	Snow, Jack	1965-75	342	6,015	17.6	2	3	1.5	340	6,012	17.7
11	Fears, Tom	1948-56	405	5,412	13.4	5	15	3.0	400	5,397	13.5
12	Josephson, Les	1964-67, 69-74	991	5,377	5.4	797	3,407	4.3	194	1,970	10.2
13	Anderson, Willie	1988-94	262	5,269	20.1	3	23	7.7	259	5,246	20.3
14	Phillips, Jim	1958-65	333	4,953	14.9	0	0	0.0	333	4,953	14.9
15	Arnett, Jon	1957-63	863	4,803	5.6	688	2,892	4.2	175	1,911	10.9
16	Benton, Jim	1938-40, 42, 44-47	283	4,585	16.2	8	19	2.4	275	4,566	16.6
17	Tyler, Wendell	1977-82	840	4,413	5.3	720	3,266	4.5	120	1,147	9.6
18	Younger, Paul	1949-57	766	4,275	5.6	682	3,296	4.8	84	979	11.7
19	Bryant, Cullen	1973-81, 87	944	4,267	4.5	802	3,119	3.9	142	1,148	8.1
20	Towler, Dan	1950-55	734	4,158	5.7	672	3,493	5.2	62	665	10.7
21	Bettis, Jerome	1993-95	871	3,734	4.3	796	3,091	3.9	75	643	8.6
22	Ellison, Willie	1967-72	746	3,661	4.9	656	2,901	4.4	90	760	8.4
23	Jackson, Harold	1968, 73-77	205	3,608	17.6	5	17	3.4	200	3,591	18.0
24	Boyd, Bob	1950-57	178	3,602	20.2	2	-9	-4.5	176	3,611	20.5
25	Gary, Cleveland	1989-93	800	3,489	4.4	667	2,634	3.9	133	855	6.4
26	Bertelsen, Jim	1972-76	702	3,480	5.0	614	2,466	4.0	88	1,014	11.5
27	Cappelletti, John	1974-78	737	3,193	4.3	632	2,246	3.6	105	947	9.0
28	Dennard, Preston	1978-83	201	3,147	15.7	12	81	6.8	189	3,066	16.2
29	Hoerner, Dick	1947-51	520	3,018	5.8	450	2,010	4.5	70	1,008	14.4
30	Smith, Larry	1969-73	599	2,947	4.9	473	1,908	4.0	126	1,039	8.2
31	Delpino, Robert	1988-92	523	2,944	5.6	371	1,370	3.7	152	1,574	10.4
32	Guman, Mike	1980-88	483	2,719	5.6	333	1,286	3.9	150	1,433	9.6
33	Dale, Carroll	1960-64	150	2,675	17.8	1	12	12.0	149	2,663	17.9
34	Bell, Greg	1988-89	616	2,643	4.3	568	2,375	4.2	48	268	5.6
35	Quinlan, Volney	1952-56	327	2,628	8.0	256	1,510	5.9	71	1,118	15.7
36	Proehl, Ricky	1998-2002	209	2,609	12.5	2	19	9.5	207	2,590	12.5
37	Wilson, Tom	1956-61	435	2,589	6.0	389	2,130	5.5	46	459	10.0
38	Jessie, Ron	1975-79	150	2,438	16.3	6	52	8.7	144	2,386	16.6
39	White, Charles	1985-88	535	2,309	4.3	504	2,133	4.2	31	176	5.7
40	Austin, Tavon	2013-Present	258	2,236	8.7	109	861	7.9	149	1,375	9.2
41	Marconi, Joe	1956-61	459	2,230	4.9	398	1,769	4.4	61	461	7.6
	Drake, John	1937-41	566	2,230	3.9	525	1,700	3.2	41	530	12.9
43	Truax, Billy	1964-70	180	2,177	12.1	0	0	0.0	180	2,177	12.1
44	Hakim, Az-Zahir	1998-2001	170	2,175	12.8	22	143	6.5	148	2,032	13.7
45	Shofner, Del	1957-60	112	2,146	19.2	2	-9	-4.5	110	2,155	19.6
46	Gibson, Brandon	2009-12	179	2,134	11.9	5	44	8.8	174	2,090	12.0
47	Gehrke, Fred	1940, 45-49	369	2,094	5.7	318	1,591	5.0	51	503	9.9
48	Matson, Ollie	1959-62	314	2,028	6.5	249	1,214	4.9	65	814	12.5
49	Waddy, Billy	1977-81	130	2,015	15.5	10	52	5.2	120	1,963	16.4
50	Waller, Ron	1955-58	326	1,983	6.1	285	1,564	5.5	41	419	10.2



RAMS ALL-TIME ALL-PURPOSE YARDS LEADERS (1941-Present)

#	Player	Years	Total			Rushing			Receiving			Punt Returns			Kickoff Returns		
			Touch	Yards	Avg	Att	Yards	Avg	Rec	Yards	Avg	PR	Yards	Avg	KR	Yards	Avg
1	Bruce, Isaac	1994-2007	966	14,311	14.8	23	150	6.5	942	14,109	15.0	1	52	52.0	0	0	0.0
2	Jackson, Steven	2004-2012	2,806	13,538	4.8	2,395	10,135	4.2	407	3,324	8.2	0	0	0.0	4	79	19.8
3	Holt, Torry	1999-2008	883	12,732	14.4	11	57	5.2	869	12,660	14.6	3	15	5.0	0	0	0.0
4	Ellard, Henry	1983-93	765	11,707	15.3	18	55	3.1	593	9,761	16.5	135	1,527	11.3	19	364	19.2
5	Faulk, Marshall	1999-2005	1,919	11,048	5.8	1,447	6,959	4.8	470	4,071	8.7	0	0	0.0	2	18	9.0
6	Bass, Dick	1960-69	1,500	8,936	6.0	1,218	5,417	4.4	204	1,841	9.0	24	263	11.0	54	1,415	26.2
7	Dickerson, Eric	1983-87	1,648	8,157	4.9	1,525	7,245	4.8	123	912	7.4	0	0	0.0	0	0	0.0
8	Arnett, Jon	1957-63	1,042	8,076	7.8	688	2,892	4.2	175	1,911	10.9	75	683	9.1	104	2,590	24.9
9	McCutcheon, Lawrence	1972-79	1,620	7,875	4.9	1,435	6,186	4.3	184	1,683	9.1	0	0	0.0	1	6	6.0
10	Bryant, Cullen	1973-81, 87	1,080	6,734	6.2	802	3,119	3.9	142	1,148	8.1	71	707	10.0	65	1,760	27.1
11	Hirsch, Elroy	1949-57	417	6,606	15.8	74	317	4.3	343	6,289	18.3	0	0	0.0	0	0	0.0
12	Snow, Jack	1965-75	342	6,015	17.6	2	3	1.5	340	6,012	17.7	0	0	0.0	0	0	0.0
13	Brown, Ron	1984-89, 91	288	5,836	20.3	21	127	6.0	98	1,791	18.3	0	0	0.0	169	3,918	23.2
14	Amendola, Danny	2009-2012	415	5,523	13.3	12	87	7.3	196	1,726	8.8	89	934	10.5	118	2,776	23.5
15	Fears, Tom	1948-56	405	5,412	13.4	5	15	3.0	400	5,397	13.5	0	0	0.0	0	0	0.0
16	Anderson, Willie	1988-94	263	5,278	20.1	3	23	7.7	259	5,246	20.3	0	0	0.0	1	9	9.0
17	Josephson, Les	1964-67, 69-74	997	5,068	5.1	797	3,407	4.3	194	1,570	8.1	0	0	0.0	6	91	15.2
18	Tyler, Wendell	1977-82	867	4,983	5.7	720	3,266	4.5	120	1,147	9.6	0	0	0.0	27	570	21.1
19	Phillips, Jim	1958-65	333	4,953	14.9	0	0	0.0	333	4,953	14.9	0	0	0.0	0	0	0.0
20	Hill, Drew	1979-84	236	4,825	20.4	2	18	9.0	60	1,347	22.5	3	22	7.3	171	3,438	20.1
21	Ellison, Willie	1967-72	788	4,672	5.9	656	2,901	4.4	90	760	8.4	0	0	0.0	42	1,011	24.1
22	Benton, Jim	1938-40, 42, 44-47	288	4,605	16.0	8	19	2.4	275	4,566	16.6	0	0	0.0	5	20	4.0
23	Bertelsen, Jim	1972-76	782	4,421	5.7	614	2,466	4.0	88	1,014	11.5	74	821	11.1	6	120	20.0
24	Younger, Paul	1949-57	767	4,299	5.6	682	3,296	4.8	84	979	11.7	0	0	0.0	1	24	24.0
25	Towler, Dan	1950-55	742	4,224	5.7	672	3,493	5.2	62	665	10.7	1	0	0.0	7	66	9.4
26	Delpino, Robert	1988-92	584	4,137	7.1	371	1,370	3.7	152	1,574	10.4	0	0	0.0	61	1,193	19.6
27	Wilson, Tom	1956-61	489	3,999	8.2	389	2,130	5.5	46	459	10.0	3	28	9.3	51	1,382	27.1
28	Smith, Verda	1949-53	399	3,956	9.9	208	664	3.2	59	1,025	17.4	75	814	10.9	57	1,453	25.5
29	Lewis, Woodley	1950-55	282	3,798	13.5	47	188	4.0	21	218	10.4	106	817	7.7	108	2,575	23.8
30	Bettis, Jerome	1993-95	871	3,734	4.3	796	3,091	3.9	75	643	8.6	0	0	0.0	0	0	0.0
31	Boyd, Bob	1950-57	190	3,732	19.6	2	-9	-4.5	176	3,611	20.5	5	26	5.2	7	104	14.9
32	Austin, Tavon	2013-Present	397	3,729	9.4	109	861	7.9	149	1,375	9.2	115	1,055	9.2	24	438	18.3
33	Horne, Tony	1998-2000	156	3,638	23.3	2	6	3.0	4	32	8.0	7	23	3.3	143	3,577	25.0
34	Jackson, Harold	1968, 73-77	205	3,608	17.6	5	17	3.4	200	3,591	18.0	0	0	0.0	0	0	0.0
35	Cunningham, Benny	2013-Present	317	3,531	11.1	156	688	4.4	82	699	8.5	0	0	0.0	79	2,144	27.1
36	Gary, Cleveland	1989-93	801	3,493	4.4	667	2,634	3.9	133	855	6.4	0	0	0.0	1	4	4.0
37	Hakim, Az-Zahir	1998-2001	285	3,492	12.3	22	143	6.5	148	2,032	13.7	112	1,280	11.4	3	37	12.3
38	Quinlan, Volney	1952-56	358	3,410	9.5	246	1,489	6.1	68	1,084	15.9	20	277	13.9	24	560	23.3
39	Redden, Barry	1982-86	445	3,344	7.5	325	1,490	4.6	56	464	8.3	0	0	0.0	64	1,390	21.7
40	Waller, Ron	1955-58	431	3,294	7.6	285	1,564	5.5	41	419	10.2	57	165	2.9	48	1,146	23.9



RAMS ALL-TIME INTERCEPTION LEADERS (1940-Present)

#	Player	Years	Int	Yards	Avg	LG	TD
1	Meador, Ed	1959-70	46	547	11.9	38t	5
2	Cromwell, Nolan	1977-87	37	671	18.1	94	4
3	Irvin, LeRoy	1980-89	34	654	19.2	81t	5
4	Lyght, Todd	1991-2000	31	359	11.6	57t	4
5	Sherman, Will	1954-60	28	515	18.4	95t	3
	Williams, Clarence	1965-72	28	428	15.3	65t	2
	Perry, Rod	1975-82	28	386	13.8	83t	4
	Lyle, Keith	1994-2000	28	336	12.0	68	0
9	Elmendorf, Dave	1971-79	27	421	15.6	57t	2
10	Thomas, Pat	1976-82	26	292	11.2	64	1
11	Lewis, Woodley	1950-55	23	416	18.1	45t	1
12	Simpson, Bill	1974-78	22	391	17.8	42	0
	Gray, Jerry	1985-91	22	350	15.9	59t	3
	Atogwe, Oshiomogho	2005-2010	22	340	15.5	52t	1
15	Johnson, Johnnie	1980-89	21	419	20.0	99t	4
	Burroughs, Don	1955-59	21	213	10.1	46	0
17	Waterfield, Bob	1945-52	20	228	11.4	40	0
	McCleon, Dexter	1997-2002	20	140	7.0	43	0
19	Robertson, Isaiah	1971-78	18	266	14.8	76	2
20	Lane, Dick	1952-53	17	307	18.1	80	2
	Jackson, Monte	1975-77	17	259	15.2	46	3
	Pardee, Jack	1957-70	17	247	14.5	46t	4
23	Nettles, Jim	1969-72	16	356	22.3	44	1
	Johnson, Trumaine	2012-present	16	245	15.3	43	2
	Richter, Les	1954-62	16	206	12.9	25	0
26	Williams, Jerry	1949-52	15	175	11.7	25	2
27	Rich, Herb	1951-53	14	307	21.9	97	2
	Youngblood, Jim	1973-84	14	262	18.7	36	4
	Bly, Dre'	1999-2002	14	247	17.6	93t	3
	Britt, Charley	1960-63	14	241	17.2	73	1
31	Crow, Lindon	1961-64	12	240	20.0	65t	1
	Newsome, Vince	1983-90	12	227	18.9	81	1
	Stukes, Charlie	1973-74	12	194	16.2	42	0
	Henley, Darryl	1989-94	12	119	9.9	25	0
	Matheson, Riley	1939-42, 44-47	12	101	8.4	45	0
36	Harmon, Tom	1946-47	11	233	21.2	85	2
	Hecker, Norb	1951-53	11	215	19.5	50	0
	Paul, Don	1948-55	11	173	15.7	32	0
	Newman, Anthony	1988-94	11	164	14.9	58	1
	Baughan, Maxie	1966-70	11	104	9.5	31	0
41	Jenkins, Janoris	2012-2015	10	279	27.9	99t	2
	Dwyer, Jack	1952-55	10	169	16.9	76t	2
	McNeil, Ryan	1997-98	10	164	16.4	75t	2
	Gehrke, Fred	1940, 45-49	10	108	10.8	41	0
	Sims, George	1949-50	10	83	8.3	27	1
	Laurinaitis, James	2009-15	10	74	7.4	21	0
47	Green, Gary	1984-85	9	172	19.1	60	1
	Williams, Aeneas	2001-2004	9	154	17.1	46t	3
	Howard, Gene	1971-72	9	125	13.9	55	1
	Cason, Jim	1955-56	9	104	11.6	29	1
	Butler, Jerametrious	2001-06	9	87	9.7	45	0



RAMS ALL-TIME SACKS LEADER

#	Player	Years	Sacks	Yards
1	Little, Leonard	1998-2002	87.5	529
2	Greene, Kevin	1985-92	72.5	76
3	Carter, Kevin	1995-2000	62.5	397.5
4	Long, Chris	2008-15	54.5	354
5	Quinn, Robert	2011-Present	52	354
6	Jeter, Gary	1983-88	45	
7	Wistrom, Grant	1998-03	41.5	243
8	Wilcher, Mike	1983-90	38.5	
9	Farr, D'Marco	1994-2000	36.5	222.5
10	Hall, James	2007-11	30	201
11	Owens, Mel	1981-89	26.5	
12	Gilbert, Sean	1992-95	24	167.5
	Youngblood, Jack	1971-84	24	
14	Donald, Aaron	2014-Present	23	145.5
15	Hayes, William	2012-Present	22.5	128.5
	Reed, Doug	1984-90	22.5	
17	Miller, Shawn	1984-89	21	
	Doss, Reggie	1978-87	20	
19	Jackson, Tyoka	2001-05	18.5	123
20	O'Neal, Leslie	1996-97	17	110
21	Laurinaitis, James	2009-15	16.5	120.5
	Phifer, Roman	1991-98	16.5	95
	Stokes, Fred	1987-95	16.5	84
	Young, Robert	1991-95	16.5	116.5
25	Archuleta, Adam	2001-05	15	92.5





GAME SUMMARIES





WEATHER: 66 degrees, clear - ATTENDANCE: 70,178- TIME: 7:20 p.m.

The Los Angeles Rams opened the 2016 campaign with a loss at the hands of the San Francisco 49ers, in Santa Clara by a score of 28-0. The 49ers held the Rams to 185 yards of offense on the night, including 65 yards rushing and 130 yards passing. Los Angeles' ground game was led by second-year rusher Todd Gurley with 47 yards on 17 carries. QB Case Keenum complete 17-of-35 passing attempts for 130 yards, but also threw two interceptions. WR Kenny Britt accounted for over 1/3 of the Rams offensive production with 67 yards receiving on four catches.

The Rams defense limited 49ers QB Blaine Gabbert to 170 yards passing, while completing 22-of-35 passing attempts with one touchdown toss. San Francisco RB Carlos Hyde rushed for 88 yards and two touchdowns on 23 carries.

Rams P Johnny Hekker booted 10 punts covering 431 yards (43.1 avg.) and the Los Angeles coverage units limited 49ers return man Jeremy Kerley to 11 yards on two returns with seven fair catches. Hekker finished the contest with a 42.0 yard net average and placed four punts within the 49ers 20-yard line.

PR/WR Tavon Austin fielded four punts for 38 yards (9.5 avg.), including a 28-yard return in the second half of the contest. RB/KR Benny Cunningham returned two kicks for 59 yards with a 29.5-yard average, including a 32-yard return.

This game marked only the fifth time Head Coach Jeff Fisher has been shutout, the first since the 2010 campaign.

STARTING LINEUPS

LOS ANGELES RAMS

WR 11	T. Austin	LDE 95	W. Hayes
LT 73	G. Robinson	LDT 99	A. Donald
LG 76	R. Saffold	RDT 90	M. Brockers
C 61	T. Barnes	RDE 97	R. Quinn
RG 69	C. Wichmann	MLB 55	A. Ogletree
RT 79	R. Havenstein	LCB 22	T. Johnson
TE 88	L. Kendrick	MCB 20	L. Joyner
WR 11	K. Britt	RCB 21	C. Sensabaugh
QB 17	C. Keenum	WS 26	M. Barron
RB 30	T. Gurley	FS 31	M. Alexander
TE 46	C. Harkey	SS 25	T. McDonald

SAN FRANCISCO 49ERS

WR 17	J. Kerley	LDT 99	D. Buckner
LT 74	J. Staley	NT 64	M. Purcell
LG 68	Z. Beadles	RDT 92	Q. Dial
C 67	D. Kilgore	OLB 55	A. Brooks
RG 61	A. Tiller	ILB 53	N. Bowman
RT 77	T. Brown	ILB 51	G. Hodges
TE 89	V. McDonald	OLB 58	E. Harold
WR 82	T. Smith	LCB 26	T. Brock
WR 11	Q. Patton	RCB 25	J. Ward
RB 28	C. Hyde	FS 35	E. Reid
QB 2	B. Gabbert	SS 41	A. Bethea

K 4 G.Zuerlein, P 6 J.Hekker, WR 13 M.Thomas, WR 15 B.Marquez, RB 23 B.Cunningham, CB 32 T.Hill, RB 34 C.Reynolds, S 38 C.Davis, RB 39 M.Brown, LS 44 J.McQuaide, LB 54 B.Hager, LB 58 C.Littleton, LB 59 J.Forrest, T 64 A.Donnal, C 65 D.Rhane, G 68 J.Brown, WR 83 B.Quick, TE 89 T.Higbee, DE 91 D.Easley, DT 92 C.Thomas, DT 93 E.Westbrooks, DE 97 E.Sims

K 4 P.Dawson, P 5 B.Pinion, QB 7 C.Kaepernick, WR 13 A.Burbridge, WR 14 C.Harper, CB 20 M.Cromartie, RB 22 M.Davis, RB 24 S.Draughn, S 29 J.Tartt, CB 33 R.Robinson, CB 36 D.Johnson, LB 50 N.Bellore, LB 54 R.Armstrong, LB 57 M.Wilhoite, DT 63 T.Jerod-Eddie, C 66 M.Martin, T 76 A.Davis, WR 81 R.Streater, TE 84 B.Bell, TE/LS 86 K.Nelson, TE 88 G.Celek, DL 91 A.Armstead, DT 95 T.Carradine, DL 98 R.Blair

SCORING SUMMARY

		1	2	3	4	OT	TOTAL	FIELD GOALS
VISITOR	Los Angeles Rams	0	0	0	0	-	0	-
HOME	San Francisco 49ers	7	7	0	14	-	28	-

Clock

TEAM	Qtr	Time	Play (Extra Point) (Drive Info)	Visitor	Home
49ers	1	3:24	C. Hyde 11 yd. run (P. Dawson kick) (10-52, 3:18)	0	7
49ers	2	8:16	S. Draughn 3 yd. run (P. Dawson kick) (9-59), 2:44)	0	14
49ers	4	12:07	C. McDonald 8 yd. pass from B. Gabbert (P. Dawson kick) (10-77, 3:55)	0	21
49ers	4	5:14	C. Hyde 1 yd. run (P. Dawson kick) (11-80, 5:51)	0	28



FINAL TEAM STATISTICS

	RAMS	49ERS		RAMS	49ERS
TOTAL FIRST DOWNS	10	28	FGs - PATs Had Blocked	0-0	0-0
By Rushing	4	11	Net Punting Average	42.0	40.1
By Passing	6	10	TOTAL RETURN YARDAGE (W/O KOR)	38	16
By Penalty	0	7	No. and Yards Punt Returns	4-38	2-11
THIRD DOWN EFFICIENCY	3-15-20%	8-17-47%	No. and Yards Kickoff Returns	2-38	0-0
FOURTH DOWN EFFICIENCY	1-2-50%	1-2-50%	No. and Yards Interception Returns	0-0	2-5
TOTAL NET YARDS	185	320	PENALTIES Number and Yards	10-102	2-10
Total Offensive Plays	60	77	FUMBLES Number and Lost	0-0	2-1
Average gain per offensive play	3.1	4.2	TOUCHDOWNS	0	4
NET YARDS RUSHING	65	150	Rushing	0	3
Total Rushing Plays	23	42	Passing	0	1
Average gain per rushing play	2.8	3.6	EXTRA POINTS Made-Attempts	0-0	4-4
Tackles for a loss-number and yards	1-3	5-7	Kicking Made-Attempts	0-0	4-4
NET YARDS PASSING	120	170	FIELD GOALS Made-Attempts	0-0	0-0
Times thrown	2-10	0-0	RED ZONE EFFICIENCY	0-0-0%	4-4-100%
Gross yards passing	130	170	GOAL TO GO EFFICIENCY	0-0-0%	4-4-100%
PASS ATTEMPTS-COMP-HAD INT	35-17-2	35-22-0	SAFETIES	0	0
Avg gain per pass play	3.2	4.9	FINAL SCORE	0	28
KICKOFFS Number-In End Zone-TBs	1-1-1	5-5-3	TIME OF POSSESSION	27:50	32:10
PUNTS Number and Average	10-43.1	7-45.6			
Had Blocked	0	0			

FINAL INDIVIDUAL STATISTICS

LOS ANGELES RAMS							SAN FRANCISCO 49ERS								
RUSHING	ATT	YDS	AVG	LG	TD		RUSHING	ATT	YDS	AVG	LG	TD			
T. Gurley	17	47	2.8	10	0		D. Martin	23	88	3.8	18	2			
C. Keenum	3	10	3.3	6	0		C. Sims	9	43	4.8	11	0			
M. Brown	1	5	5.0	5	0		J. Winston	7	18	2.6	6	1			
T. Austin	1	2	2.0	2	0		M. Davis	3	1	0.3	2	0			
B. Cunningham	1	1	1.0	1	0		Total	27	146	5.4	35	3			
Total	23	65	2.8	10	0										
PASSING	ATT	CMP	YDS	SK/YD	TD	LG	IN	PASSING	ATT	CMP	YDS	SK/YD	TD	LG	IN
C. Keenum	35	17	130	2/10	0	22	2	B. Gabbert	35	22	170	0/0	1	35	0
Total	35	17	130	2/10	0	22	2	Total	35	22	170	0/0	1	35	0
RECEIVING	NO	YDS	AVG	LG	TD		RECEIVING	NO	YDS	AVG	LG	TD			
K. Britt	4	67	16.8	22	0		J. Kerley	7	31	8.7	18	0			
T. Austin	4	13	3.3	5	0		Q. Patton	5	60	12.0	35	0			
B. Quick	3	23	7.7	15	0		S. Draughn	2	18	9.0	11	0			
L. Kendricks	2	15	7.5	9	0		V. McDonald	2	14	7.0	8t	1			
M. Brown	1	8	8.0	8	0		T. Smith	2	13	6.5	15	0			
B. Cunningham	1	7	7.0	7	0		C. Hyde	2	5	2.5	4	0			
T. Higbee	1	2	2.0	2	0		G. Celek	1	15	15.0	15	0			
T. Gurley	1	-5	-5.0	-5	0		B. Gabbert	1	-16	-16.0	-16	0			
Total	29	363	12.5	44	2		Total	22	170	7.7	35	1			
INTERCEPTIONS	NO	YDS	AVG	LG	TD		INTERCEPTIONS	NO	YDS	AVG	LG	TD			
N/A	-	-	-	-	-		R. Armstrong	1	5	5.0	5	0			
Total	-	-	-	-	-		N. Bowman	1	0	0.0	0	0			
							Total	2	5	5.0	5	0			
PUNTING	NO	YDS	AVG	NET	TB/120	LG	PUNTING	NO	YDS	AVG	NET	TB/120	LG		
J. Hekker	10	431	43.1	42.0	0/4	54	B. Pinion	7	319	45.6	40.1	0/1	52		
Total	3	122	40.7	42.0	0/4	54	Total	7	319	45.6	40.1	0/1	52		
PUNT RETURNS	NO	YDS	AVG	FC	LG	TD	PUNT RETURNS	NO	YDS	AVG	FC	LG	TD		
T. Austin	4	38	9.5	3	28	0	J. Kerley	2	11	5.5	7	7	0		
Total	4	38	9.5	3	28	0	[DOWNED]	1	0	0.0	0	0	0		
							Total	2	11	5.5	7	7	0		
KICKOFF RETURNS	NO	YDS	AVG	FC	LG	TD	KICKOFF RETURNS	NO	YDS	AVG	FC	LG	TD		
B. Cunningham	2	59	29.5	0	32	0	[TOUCHBACK]	1	0	0.0	0	0	0		
[TOUCHBACK]	3	0	0.0	0	0	0	Total	0	0	0.0	0	0	0		
Total	2	59	29.5	0	32	0									





WEATHER: 88 degrees, sunny - ATTENDANCE: 91,046- TIME: 1:08 p.m.

The Los Angeles Rams returned to a building that they have historically had success in and captured their first win of the 2016 campaign as they downed the Seattle Seahawks, 9-3. The 91,046 in attendance made it tough for the Seahawks offense as the Rams defensive unit contained Seattle to 67 yards rushing and limited Seahawks QB Russell Wilson to 254 yards passing on a 22-of-25 showing. DEs William Hayes and Robert Quinn tallied the first sacks of the 2016 campaign for the Rams. LB Alec Ogletree forced a game-cementing fumble in the final two minutes of the contest to give the ball back to the Rams offense to line-up in victory formation.

Offensively, QB Case Keenum completed 18-of-30 passing attempts for 239 yards and an 85.3 quarterback rating. WR Kenny Britt tallied 94 yards on six receptions (15.7 yards per reception), while TE Lance Kendricks added 61 yards receiving and WR Tavon Austin hauled-in 5 catches for 50 yards.

RB Todd Gurley totted the rock 19 times for 51 yards as the Rams rushing attack struggled to get going against the Seahawks stout defensive front.

K Greg Zuerlein connected on all three of his field goal attempts, connecting from distances of 39-yards, 28-yards and 47-yards, respectively. Zuerlein also booted three touchbacks on kickoffs.

P Johnny Hekker punted the ball six times, and all six punts were downed inside the Seahawks 20-yard line. Hekker finished the contest with a 39.5 net average, not allowing Seattle to return a single punt.

STARTING LINEUPS

SEATTLE SEAHAWKS

WR 16	T. Lockett	LDE 72	M. Bennett
LT 78	B. Sowell	LDT 77	A. Rubin
LG 63	M. Glowinski	DT 90	J. Reed
C 68	J. Britt	RDE 56	C. Avril
RG 73	J. Webb	OLB 57	M. Morgan
RT 79	G. Gilliam	MLB 54	B. Wagner
TE 88	J. Graham	OLB 50	K. Wright
WR 82	L. Wilson	LCB 25	R. Sherman
FB 86	B. Williams	RCB 35	D. Shead
RB 34	T. Rawls	SS 31	K. Chancellor
QB 3	R. Wilson	FS 29	E. Thomas

LOS ANGELES RAMS

WR 11	T. Austin	LDE 95	W. Hayes
LT 73	G. Robinson	LDT 99	A. Donald
LG 76	R. Saffold	RDT 90	M. Brockers
C 61	T. Barnes	RDE 97	R. Quinn
RG 69	C. Wichmann	MLB 55	A. Ogletree
RT 79	R. Havenstein	OLB 59	J. Forrest
TE 88	L. Kendricks	LCB 22	T. Johnson
WR 11	K. Britt	RCB 21	C. Sensabaugh
WR 83	B. Quick	WS 26	M. Barron
RB 30	T. Gurley	FS 31	M. Alexander
QB 17	C. Keenum	SS 25	T. McDonald

QB 2 T.Boykin, K 4 S.Hauschka, P 9 J.Ryan, WR 10 P.Richardson, WR 15 J.Kearse, CB 20 J.Lane, FS 23 S.Terrell, DB 27 N.Thorpe, RB 32 C.Michael, SS 33 K.McCray, RB 36 A.Collins, SS 40 T.Powell, DE 46 W.Tukuafu, LS 48 N.Frese, LB 52 B.Coyle, C 53 J.Hunt, DE 55 F.Clark, LB 58 K.Pierre-Louis, G 70 R.Odhambo, T 74 G.Fant, WR 89 D.Baldwin, DE 91 C.Marsh, DT 93 T.McDaniel, DT 99 Q.Jefferson

K 4 G.Zuerlein, P 6 J.Hekker, WR 13 M.Thomas, WR 15 B.Marquez, QB 16 J.Goff, DB 20 L.Joyner, RB 23 B.Cunningham, CB 32 T.Hill, RB 34 C.Reynolds, S 38 C.Davis, RB 39 M.Brown, LS 44 J.McQuaide, TE 46 C.Harkey, LB 54 B.Hager, LB 58 C.Littleton, T 64 A.Donnal, C 65 D.Rhane, G 68 J.Brown, TE 84 T.Hemingway, TE 89 T.Higbee, DE 91 D.Easley, DT 92 C.Thomas, DT 93 E.Westbrooks, DE 97 E.Sims

SCORING SUMMARY

		1	2	3	4	OT	TOTAL	FIELD GOALS
VISITOR	Seattle Seahawks	0	3	0	0	-	3	(23)
HOME	Los Angeles Rams	3	3	0	3	-	9	(39, 28, 47)

Clock

TEAM	Qtr	Time	Play (Extra Point) (Drive Info)	Visitor	Home
Rams	1	10:38	G. Zuerlein 39 yd. field goal (9-54, 4:22)	0	3
Seahawks	2	14:45	S. Hauschka 23 yd. field goal (14-76, 7:08)	3	3
Rams	2	1:04	G. Zuerlein 28 yd. field goal (9-70, 3:15)	3	6
Rams	4	14:10	G. Zuerlein 47 yd. field goal (9-58, 4:28)	3	9



FINAL TEAM STATISTICS

	SEAHAWKS	RAMS		SEAHAWKS	RAMS
TOTAL FIRST DOWNS	17	17	FGs - PATs Had Blocked	0-0	0-0
By Rushing	4	3	Net Punting Average	39.1	39.5
By Passing	10	10	TOTAL RETURN YARDAGE (W/O KOR)	0	15
By Penalty	3	4	No. and Yards Punt Returns	0-0	3-15
THIRD DOWN EFFICIENCY	4-13-31%	3-12-25%	No. and Yards Kickoff Returns	2-38	0-0
FOURTH DOWN EFFICIENCY	0-0-0%	0-0-0%	No. and Yards Interception Returns	0-0	0-0
TOTAL NET YARDS	306	283	PENALTIES Number and Yards	10-114	9-78
Total Offensive Plays	61	58	FUMBLES Number and Lost	3-1	0-0
Average gain per offensive play	5.0	4.9	TOUCHDOWNS	0	0
NET YARDS RUSHING	67	64	Rushing	0	0
Total Rushing Plays	24	25	Passing	0	0
Average gain per rushing play	2.8	2.6	EXTRA POINTS Made-Attempts	0-0	0-0
Tackles for a loss-number and yards	6-17	5-12	Kicking Made-Attempts	0-0	0-0
NET YARDS PASSING	239	219	FIELD GOALS Made-Attempts	1-1	3-3
Times thrown - yards lost passing	2-15	3-20	RED ZONE EFFICIENCY	0-1-0%	0-1-0%
Gross yards passing	254	239	GOAL TO GO EFFICIENCY	0-1-0%	0-1-0%
PASS ATTEMPTS-COMP-HAD INT	35-22-0	30-18-0	SAFETIES	0	0
Avg gain per pass play	6.5	6.6	FINAL SCORE	3	9
KICKOFFS Number-In End Zone-TBs	2-2-2	4-4-3	TIME OF POSSESSION	30:03	29:57
PUNTS Number and Average	7-44.1	6-39.5			
Had Blocked	0	0			

FINAL INDIVIDUAL STATISTICS

LOS ANGELES RAMS								SEATTLE SEAHAWKS									
RUSHING	ATT	YDS	AVG	LG	TD			RUSHING	ATT	YDS	AVG	LG	TD				
T. Gurley	19	51	2.7	11	0			C. Michael	10	60	6.0	16	0				
T. Austin	2	6	3.0	8	0			R. Wilson	5	14	2.8	8	0				
C. Keenum	3	5	1.7	7	0			A. Collins	2	0	0.0	0	0				
B. Cunningham	1	2	2.0	2	0			M. Davis	7	-7	-1.0	4	0				
Total	25	64	2.6	11	0			Total	24	67	2.8	16	0				
PASSING	ATT	CMP	YDS	SK/YD	TD	LG	IN	RT	PASSING	ATT	CMP	YDS	SK/YD	TD	LG	IN	RT
C. Keenum	30	18	239	3/20	0	44	0	85.3	R. Wilson	35	22	254	2/15	0	53	0	84.7
Total	30	18	239	3/20	0	44	0	85.3	Total	35	22	254	2/15	0	53	0	84.7
RECEIVING	NO	YDS	AVG	LG	TD			RECEIVING	NO	YDS	AVG	LG	TD				
K. Britt	6	94	15.7	36	0			T. Lockett	4	99	24.8	53	0				
T. Austin	5	50	10.0	27	0			J. Graham	3	42	14.0	17	0				
L. Kendricks	4	61	15.3	44	0			P. Richardson	3	35	11.7	14	0				
T. Gurley	1	19	19.0	19	0			C. Michael	3	26	8.7	13	0				
B. Quick	1	8	8.0	8	0			D. Baldwin	3	20	6.7	8	0				
B. Cunningham	1	7	7.0	7	0			T. Rawls	3	15	5.0	11	0				
Total	29	239	13.3	44	0			J. Kearse	2	11	5.5	9	0				
								B. Gabbert	1	6	6.0	6	0				
								Total	22	254	11.5	53	0				
INTERCEPTIONS	NO	YDS	AVG	LG	TD			INTERCEPTIONS	NO	YDS	AVG	LG	TD				
N/A	-	-	-	-	-			N/A	-	-	-	-	-				
Total	-	-	-	-	-			Total	0	0	0.0	0	0				
PUNTING	NO	YDS	AVG	NET	TB/120	LG			PUNTING	NO	YDS	AVG	NET	TB/120	LG		
J. Hekker	6	237	39.5	39.5	0/6	52			J. Ryan	7	309	44.1	39.1	1/2	51		
Total	6	237	39.5	39.5	0/6	52			Total	7	309	44.1	39.1	1/2	51		
PUNT RETURNS	NO	YDS	AVG	FC	LG	TD			PUNT RETURNS	NO	YDS	AVG	FC	LG	TD		
T. Austin	3	15	5.0	1	15	0			T. Lockett	0	0	0.0	4	0	0		
[DOWNED]	1	0	0.0	0	0	0			R. Sherman	0	0	0.0	2	0	0		
[OUT OF BOUNDS]	1	0	0.0	0	0	0			Total	0	0	0.0	6	0	0		
Total	4	15	5.0	1	15	0											
KICKOFF RETURNS	NO	YDS	AVG	FC	LG	TD			KICKOFF RETURNS	NO	YDS	AVG	FC	LG	TD		
[TOUCHBACK]	2	0	0.0	0	0	0			P. Richardson	1	20	20.0	0	20	0		
Total	2	0	0.0	0	0	0			[TOUCHBACK]	3	0	0.0	0	0	0		
									Total	1	20	20.0	0	20	0		





WEATHER: 91 degrees, cloudy - ATTENDANCE: 55,009- TIME: 4:05 p.m.

The Los Angeles Rams hit its offensive stride as they scored four offensive touchdowns and added one defensive score, and a FG from Greg Zuerlein to defeat the Tampa Bay Buccaneers by a score of 37-35.

QB Case Keenum completed 14-of-26 passes for 190 yards, two touchdowns and one interception for a QB rating of 87.0. Keenum connected with WR Brian Quick for the team's first touchdown of the season, on a 44-yard score to cap off an eight play, 75-yard opening drive. Keenum's second touchdown was a 43-yard touchdown to WR Tavon Austin in the fourth quarter for the Rams final points of the game.

RB Todd Gurley found the end zone twice as he finished the game with 85 yards on 27 rushing attempts. RB Benny Cunningham recorded the team's longest rush of the season, a 22-yard run. Cunningham finished the game with 29 yards on two rushing attempts.

On the defensive side of the ball, DE Robert Quinn forced a fumble in his second-consecutive game as he stripped Tampa Bay QB Jameis Winston for a sack. The fumble was recovered by DE Ethan Westbrooks who returned it 77 yards for a touchdown.

S/LB Mark Barron recorded the team's first interception of the season, snaring a Winston pass and advancing the ball seven yards. Barron's pick led to a one-yard touchdown run by Gurley.

STARTING LINEUPS

LOS ANGELES RAMS

WR 11	T. Austin	LDE 95	W. Hayes
LT 73	G. Robinson	LDT 99	A. Donald
LG 76	R. Saffold	RDT 90	M. Brockers
C 61	T. Barnes	RDE 97	R. Quinn
RG 69	C. Wichmann	MLB 55	A. Ogletree
RT 79	R. Havenstein	LCB 22	T. Johnson
TE 88	L. Kendricks	RCB 32	T. Hill
TE 89	T. Higbee	DB 38	C. Davis
WR 18	K. Britt	WS 26	M. Barron
RB 30	T. Gurley	FS 31	M. Alexander
QB 17	C. Keenum	SS 25	T. McDonald

TAMPA BAY BUCCANEERS

WR 83	V. Jackson	DE 75	D. Lambert
LT 76	D. Smith	DT 93	G. McCoy
LG 64	K. Pamphile	DT 98	C. McDonald
C 68	J. Hawley	DE 92	W. Gholston
RG 74	A. Marpet	MLB 58	K. Alexander
RT 69	D. Dotson	WLB 54	L. David
TE 82	B. Myers	SLB 51	Da. Smith
TE 84	C. Brate	CB 28	V. Hargreaves
WR 13	M. Evans	CB 24	B. Grimes
RB 34	C. Sims	S 23	C. Conte
QB 3	J. Winston	CB 30	B. McDougald

K 4 G.Zuerlein, P 6 J.Hekker, WR 13 M.Thomas, WR 15 B.Marquez, DB 20 L.Joyner, DB 21 C.Sensabaugh, RB 23 B.Cunningham, DB 27 I.Johnson, RB 34 C.Reynolds, RB 39 M.Brown, LS 44 J.McQuaide, TE 46 C.Harkey, LB 54 B.Hager, LB 58 C.Littleton, LB 59 J.Forrest, T 64 A.Donnal, C/G 65 D.Rhane, G 68 J.Brown, WR 83 B.Quick, DT 91 D.Easley, DT 92 C.Thomas, DL 93 E.Westbrooks, DE 97 E.Sims

P 9 B.Anger, WR 11 A.Humphries, WR 16 F.Martino, K 19 R.Aguayo, CB 21 A.Verner, CB 26 J.Robinson, CB 27 J.Banks, DB 29 R.Smith, RB 32 J.Rodgers, DB 37 K.Tandy, CB 38 J.Adjei-Barimah, RB 43 P.Barber, TE 45 A.Cross, LS 48 A.DePaola, LB 50 J.Keyes, LB 53 A.Glanton, DE 57 N.Spence, OL 62 E.Smith, DE 71 C.Ward, T 78 G.Cherylus, WR 89 R.Shepard, DE 95 H.Jones, DT 97 A.Spence

SCORING SUMMARY

		1	2	3	4	OT	TOTAL	FIELD GOALS
VISITOR	Los Angeles Rams	10	7	7	13	-	37	(53)
HOME	Tampa Bay Buccaneers	6	14	0	12	-	32	(41WL)

Clock

TEAM	Qtr	Time	Play (Extra Point) (Drive Info)	Visitor	Home
Rams	1	11:58	B. Quick 44 yd. pass from C. Keenum (G. Zuerlein kick) (8-75, 3:02)	7	0
Buccaneers	1	8:45	K. Alexander 38 yd. int. return (kick failed, WL)	7	6
Rams	1	2:26	G. Zuerlein 53 yd. field goal (8-33, 3:42)	10	6
Buccaneers	2	12:23	C. Sims 1 yd. run (R. Aguayo kick) (9-75, 5:03)	10	13
Buccaneers	2	6:03	C. Brate 3 yd. pass from J. Winston (R. Aguayo kick) (9-43, 4:48)	10	20
Rams	2	0:22	T. Gurley 1 yd. run (G. Zuerlein kick) (7-22, 2:01)	17	20
Rams	3	0:48	T. Gurley 1 yd. run (G. Zuerlein kick) (8-69, 3:52)	24	20
Rams	4	11:39	E. Westbrooks 77 yd. fumble return (G. Zuerlein kick)	31	20
Buccaneers	4	8:55	C. Brate 1 yd. pass from J. Winston (pass failed) (7-75, 2:44)	31	26
Rams	4	4:38	T. Austin 43 yd. pass from C. Keenum (run failed) (7-75, 4:17)	37	26
Buccaneers	3	2:15	M. Evans 7 yd. pass from J. Winston (pass failed) (11-75, 2:23)	37	32



FINAL TEAM STATISTICS

	RAMS	BUCCANEERS		RAMS	BUCCANEERS
TOTAL FIRST DOWNS	18	30	FGs - PATs Had Blocked	0-0	0-0
By Rushing	8	6	Net Punting Average	46.0	44.8
By Passing	8	21	TOTAL RETURN YARDAGE (W/O KOR)	19	64
By Penalty	2	3	No. and Yards Punt Returns	2-12	2-26
THIRD DOWN EFFICIENCY	6-13-46%	8-16-50%	No. and Yards Kickoff Returns	2-49	0-0
FOURTH DOWN EFFICIENCY	0-0-0%	2-2-100%	No. and Yards Interception Returns	1-7	1-38
TOTAL NET YARDS	320	472	PENALTIES Number and Yards	8-69	9-80
Total Offensive Plays	60	82	FUMBLES Number and Lost	1-1	2-1
Average gain per offensive play	5.3	5.8	TOUCHDOWNS	5	5
NET YARDS RUSHING	137	83	Rushing	2	1
Total Rushing Plays	33	22	Passing	2	3
Average gain per rushing play	4.2	3.8	Returns	1	1
Tackles for a loss-number and yards	3-7	1-4	EXTRA POINTS Made-Attempts	4-5	2-5
NET YARDS PASSING	183	389	Kicking Made-Attempts	4-4	2-3
Times thrown - yards lost passing	1-7	2-16	Two Point Conv. Made-Attempts	0-1	0-2
Gross yards passing	190	405	FIELD GOALS Made-Attempts	1-1	0-1
PASS ATTEMPTS-COMP-HAD INT	26-14-1	58-36-1	RED ZONE EFFICIENCY	2-2-100%	4-6-67%
Avg gain per pass play	6.8	6.5	GOAL TO GO EFFICIENCY	2-2-100%	4-4-100%
KICKOFFS Number-In End Zone-TBs	7-7-7	6-5-4	SAFETIES	0	0
PUNTS Number and Average	5-51.2	4-47.8	FINAL SCORE	37	32
Had Blocked	0	0	TIME OF POSSESSION	26:24	33:36

FINAL INDIVIDUAL STATISTICS

LOS ANGELES RAMS							TAMPA BAY BUCCANEERS										
RUSHING	ATT	YDS	AVG	LG	TD		RUSHING	ATT	YDS	AVG	LG	TD					
T. Gurley	27	87	3.1	16	2		C. Sims	13	55	4.2	23	1					
B. Cunningham	2	29	14.5	22	0		J. Rodgers	5	15	3.0	4	0					
T. Austin	2	22	11.0	14	0		J. Winston	4	13	3.3	10	0					
C. Keenum	2	1	0.5	5	0		Total	22	83	3.8	23	0					
Total	33	137	4.2	22	0												
PASSING	ATT	CMP	YDS	SK/YD	TD	LG	IN	RT	PASSING	ATT	CMP	YDS	SK/YD	TD	LG	IN	RT
C. Keenum	26	14	190	1/7	2	44t	1	87.0	J. Winston	58	36	405	2/16	3	33	1	93.0
Total	26	14	190	1/7	2	44t	1	87.0	Total	58	36	405	2/16	3	33	1	93.0
RECEIVING	NO	YDS	AVG	LG	TD		RECEIVING	NO	YDS	AVG	LG	TD					
T. Austin	5	82	16.4	43t	1		M. Evans	10	132	13.2	19	1					
K. Britt	4	38	9.5	19	0		A. Humphries	9	100	11.1	31	0					
B. Quick	2	53	26.5	44t	1		C. Sims	6	69	11.5	33	0					
B. Marquez	1	12	12.0	12	0		C. Brate	5	46	9.2	20	2					
B. Cunningham	1	10	10.0	10	0		V. Jackson	3	37	12.3	16	0					
T. Gurley	1	-5	-5.0	-5	0		J. Rodgers	1	8	8.0	8	0					
Total	16	190	13.6	44t	0		B. Myers	1	7	7.0	7	0					
							R. Shepard	1	6	6.0	6	0					
							Total	36	405	11.3	33	3					
INTERCEPTIONS	NO	YDS	AVG	LG	TD		INTERCEPTIONS	NO	YDS	AVG	LG	TD					
M. Barron	1	7	7.0	7	0		K. Alexander	1	38	38.0	38t	1					
Total	1	7	7.0	7	0		Total	1	38	38.0	38t	1					
PUNTING	NO	YDS	AVG	NET	TB/120	LG	PUNTING	NO	YDS	AVG	NET	TB/120	LG				
J. Hekker	5	256	51.2	46.0	0/2	64	B. Anger	4	191	47.8	44.8	0/1	55				
Total	5	256	51.2	46.0	0/2	64	Total	4	191	47.8	44.8	0/1	55				
PUNT RETURNS	NO	YDS	AVG	FC	LG	TD	PUNT RETURNS	NO	YDS	AVG	FC	LG	TD				
T. Austin	2	12	6.0	2	8	0	A. Humphries	2	26	13.0	1	13	0				
Total	2	12	6.0	2	8	0	[DOWNED]	1	0	0.0	0	0	0				
							[OUT OF BOUNDS]	1	0	0.0	0	0	0				
							Total	2	26	13.0	1	13	0				
KICKOFF RETURNS	NO	YDS	AVG	FC	LG	TD	KICKOFF RETURNS	NO	YDS	AVG	FC	LG	TD				
B. Cunningham	1	44	44.0	0	44	0	[TOUCHBACK]	7	0	0.0	0	0	0				
T. Austin	1	5	5.0	0	5	0	Total	0	0	0.0	0	0	0				
[TOUCHBACK]	4	0	0.0	0	0	0											
Total	2	49	24.5	0	44	0											





WEATHER: Indoors - ATTENDANCE: 64,622- TIME: 1:25 p.m.

Los Angeles has a fourth-quarter lead and the defense has to make a stop in order to secure the victory, for the third-straight week, and for the third-straight week the defense delivered securing a 17-13 Rams win.

It's the second year in a row that the Rams have defeated the Cardinals at University of Phoenix Stadium, with this win pushing the club's record to 3-1 for the first time since 2006.

Los Angeles garnered five takeaways — three interceptions and two recovered fumbles — en route to winning its second road match-up in two weeks. CB Trumaine Johnson was a force in the secondary, recording an interception, five tackles, and six passes defended in the contest. Johnson nearly intercepted a second pass on the Cardinals' final drive on the left sideline, but his second foot was ruled out of bounds.

Offensively, the Rams got big plays when they needed to, including two touchdown receptions by fifth-year WR Brian Quick, from QB Case Keenum. Keenum finished the contest completing 18-of-30 passes for 266 yards, two touchdowns and an 111.2 QB rating.

While the Cardinals clearly made a heavy effort to render RB Todd Gurley ineffective on the ground, L.A. found ways to utilize him in the passing game. The Georgia product caught a pass on a wheel route for 33 yards. And on the Rams' touchdown drive in the fourth quarter, Gurley was able to move the chains after catching a sort pass on the left side and pushing the pile an extra two yards.

Later in the fourth, the Rams used big plays from all three phases to score their go-ahead touchdown. First, DT Aaron Donald and DE Eugene Sims combined to sack Cardinals QB Carson Palmer on 3rd-and-6 from the Arizona 30, creating a nine-yard loss. Then on the punt, WR Tavon Austin broke loose down the right sideline for a huge 47-yard return. A facemask penalty on Arizona gave Los Angeles 15 more yards, setting the offense up at the home team's 19-yard line.

Keenum and Quick connected for the duo's second score of the day, to take a 17-13 lead with 2:36 remaining in the contest.

The Rams found themselves on defense with 1:01 remaining in the game. S T.J. McDonald recorded his first interception of the season in the Cardinals end zone as time expired to secure the Los Angeles victory.

STARTING LINEUPS

LOS ANGELES RAMS

WR 11	T. Austin	LDE 95	E. Westbrooks
LT 73	G. Robinson	LDT 99	A. Donald
LG 76	R. Saffold	RDT 90	M. Brockers
C 61	T. Barnes	RDE 97	R. Quinn
RG 69	C. Wichmann	MLB 55	A. Ogletree
RT 79	R. Havenstein	LCB 22	T. Johnson
TE 88	L. Kendricks	MCB 20	L. Joyner
WR 83	B. Quick	RCB 32	T. Hill
WR 18	K. Britt	WS 26	M. Barron
RB 30	T. Gurley	FS 31	M. Alexander
QB 17	C. Keenum	SS 25	T. McDonald

ARIZONA CARDINALS

WR 11	L. Fitzgerald	DT 93	C. Campbell
LT 68	J. Veldheer	NT 98	C. Peters
LG 76	M. Iupati	DT 97	J. Mauro
C 53	A. Shipley	SAM 55	Ch. Jones
RG 78	E. Watford	\$LB 20	D. Bucannon
RT 74	D. Humphries	ILB 51	K. Minter
TE 85	D. Fells	DB 27	T. Branch
WR 12	Jo. Brown	LCB 21	P. Peterson
RB 31	D. Johnson	RCB 41	M. Cooper
WR 13	Ja. Brown	SS 22	T. Jefferson
QB 3	C. Palmer	FS 32	T. Mathieu

K 4 G.Zuerlein, P 6 J.Hekker, WR 13 M.Thomas, WR 15 B.Marquez, RB 23 B.Cunningham, CB 33 E.Gaines, RB 34 C.Reynolds, S 38 C.Davis, RB 39 M.Brown, DB 41 M.Christian, LS 44 J.McQuaide, TE 46 C.Harkey, LB 54 B.Hager, LB 58 C.Littleton, LB 59 J.Forrest, T 64 A.Donnal, C/G 65 D.Rhaney, TE 84 T.Hemingway, TE 89 T.Higbee, DT 91 D.Easley, DT 92 C.Thomas, DE 96 M.Longacre, DE 97 E.Sims

QB 5 D.Stanton, K 7 C.Catanzaro, P 9 R.Quigley, WR 14 J.Nelson, WR 15 M.Floyd, RB 23 C.Johnson, CB 28 J.Bethel, CB 29 T.Simon, RB 30 S.Taylor, S 36 D.Swearingen, RB 38 A.Ellington, LB 44 M.Golden, LS 46 A.Brewer, LB 50 G.Martin, LB 54 J.Bartu, LB 57 A.Okafor, G 69 E.Mathis, C 70 E.Boehm, T 73 J.Wetzel, TE 80 I.Momah, TE 84 J.Gresham, DT 91 E.Stinson, DT 95 R.Gunter, LB 96 K.Martin

SCORING SUMMARY

		1	2	3	4	OT	TOTAL	FIELD GOALS
VISITOR	Los Angeles Rams	7	3	0	7	-	17	(29)
HOME	Arizona Cardinals	0	10	3	0	-	13	(25, 21)

TEAM	Qtr	Time	Play (Extra Point) (Drive Info)	Visitor	Home
Rams	1	1:59	B. Quick 65 yd. pass from C. Keenum (G. Zuerlein kick) (7-90, 3:28)	7	0
Cardinals	2	12:19	C. Catanzaro 25 yd. field goal (12-68, 4:40)	7	3
Rams	2	8:42	G. Zuerlein 29 yd. field goal (8-64, 3:37)	10	3
Cardinals	2	0:24	M. Floyed 5 yd. pass from C. Palmer (C. Catanzaro kick) (8-80, 1:24)	10	10
Cardinals	3	0:00	C. Catanzaro 21 yd. field goal (12-72, 5:05)	10	13
Rams	4	2:36	B. Quick 4 yd. pass from C. Keenum (G. Zuerlein kick) (5-19, 2:33)	17	13



FINAL TEAM STATISTICS

	RAMS	CARDINALS		RAMS	CARDINALS
TOTAL FIRST DOWNS	12	26	FGs - PATs Had Blocked	0-0	0-0
By Rushing	1	6	Net Punting Average	42.3	25.5
By Passing	10	17	TOTAL RETURN YARDAGE (W/O KOR)	48	23
By Penalty	1	3	No. and Yards Punt Returns	1-47	3-23
THIRD DOWN EFFICIENCY	6-14-43%	6-13-46%	No. and Yards Kickoff Returns	1-26	2-38
FOURTH DOWN EFFICIENCY	0-1-0%	0-0-0%	No. and Yards Interception Returns	3-1	0-0
TOTAL NET YARDS	288	420	PENALTIES Number and Yards	9-84	6-45
Total Offensive Plays	55	75	FUMBLES Number and Lost	1-1	2-2
Average gain per offensive play	5.2	5.6	TOUCHDOWNS	2	1
NET YARDS RUSHING	41	118	Rushing	0	0
Total Rushing Plays	23	25	Passing	2	1
Average gain per rushing play	1.8	4.7	Returns	0	0
Tackles for a loss-number and yards	4-12	3-9	EXTRA POINTS Made-Attempts	2-2	1-1
NET YARDS PASSING	247	302	Kicking Made-Attempts	2-2	1-1
Times thrown - yards lost passing	2-19	3-23	Two Point Conv. Made-Attempts	0-0	0-0
Gross yards passing	266	325	FIELD GOALS Made-Attempts	1-1	2-2
PASS ATTEMPTS-COMP-HAD INT	30-18-0	47-27-3	RED ZONE EFFICIENCY	1-2-50%	1-3-33%
Avg gain per pass play	7.7	6.0	GOAL TO GO EFFICIENCY	1-1-100%	1-2-50%
KICKOFFS Number-In End Zone-TBs	4-3-2	4-4-3	SAFETIES	0	0
PUNTS Number and Average	6-46.2	4-42.3	FINAL SCORE	17	13
Had Blocked	0	0	TIME OF POSSESSION	27:51	32:09

FINAL INDIVIDUAL STATISTICS

LOS ANGELES RAMS									ARIZONA CARDINALS												
RUSHING									RUSHING												
	ATT	YDS	AVG	LG	TD						ATT	YDS	AVG	LG	TD						
T. Gurley	19	33	1.7	5	0						D. Johnson	17	83	4.9	31	0					
C. Keenum	3	14	4.7	13	0						C. Johnson	6	34	5.7	18	0					
T. Austin	1	-6	-6.0	-6	0						L. Fitzgerald	1	1.0	1.0	1	0					
Total	23	41	1.8	13	0						Total	25	118	4.7	31	0					
PASSING									PASSING												
	ATT	CMP	YDS	SK/YD	TD	LG	IN	RT			ATT	CMP	YDS	SK/YD	TD	LG	IN	RT			
C. Keenum	30	18	266	2/19	2	65t	0	111.2			C. Palmer	36	23	288	3/23	1	29	1	86.3		
Total	30	18	266	2/19	2	65t	0	111.2			Total	47	27	325	3/23	1	29	3	59.3		
RECEIVING									RECEIVING												
	NO	YDS	AVG	LG	TD						NO	YDS	AVG	LG	TD						
L. Kendricks	5	52	10.4	23	0						Jo. Brown	10	144	14.4	29	0					
T. Gurley	5	49	9.8	33	0						L. Fitzgerald	5	62	12.4	15	0					
K. Britt	4	82	20.5	34	0						D. Johnson	4	41	10.3	24	0					
B. Quick	2	69	34.5	65t	2						M. Floyd	3	36	12.0	16	1					
T. Austin	2	14	7.0	8	0						D. Fells	2	7	3.5	5	0					
Total	18	266	14.8	65t	2						J. Nelson	1	24	24.0	24	0					
INTERCEPTIONS									INTERCEPTIONS												
	NO	YDS	AVG	LG	TD						NO	YDS	AVG	LG	TD						
M. Barron	1	1	1.0	1	0						Ja. Brown	1	7	7.0	7	0					
T. Johnson	1	0	0.0	0	0						A. Ellington	1	4	4.0	4	0					
T. McDonald	1	0	0.0	0	0						Total	27	325	12.0	29	1					
Total	3	1	0.3	1	0						INTERCEPTIONS	NO	YDS	AVG	LG	TD					
PUNTING									PUNTING												
	NO	YDS	AVG	NET	TB/120	LG					NO	YDS	AVG	NET	TB/120	LG					
J. Hekker	6	277	46.2	42.3	0/3	55					R. Quigley	4	169	42.3	25.5	1/1	51				
Total	6	277	46.2	42.3	0/3	55					Total	4	169	42.3	25.5	1/1	51				
PUNT RETURNS									PUNT RETURNS												
	NO	YDS	AVG	FC	LG	TD					NO	YDS	AVG	FC	LG	TD					
T. Austin	1	47	47.0	1	47	0					Jo. Brown	3	23	7.7	1	19	0				
Total	1	47	47.0	1	47	0					P. Peterson	0	0	0.0	1	0	0				
KICKOFF RETURNS									KICKOFF RETURNS												
	NO	YDS	AVG	FC	LG	TD					NO	YDS	AVG	FC	LG	TD					
B. Cunningham	1	26	26.0	0	26	0					A. Ellington	2	38	19.0	0	25	0				
[TOUCHBACK]	3	0	0.0	0	0	0					[TOUCHBACK]	2	0	0.0	0	0	0				
Total	1	26	26.0	0	26	0					Total	4	38	19.0	0	25	0				





WEATHER: 91 degrees, Sunny- ATTENDANCE: 83,679 - TIME: 1:25 p.m.

Though the Rams controlled the ball and the clock for much of their Week 5 match-up against the Bills, Los Angeles could not overcome the visitors' points off turnovers, falling 30-19.

A fumble by running back Todd Gurley and an interception thrown by quarterback Case Keenum led to two Buffalo touchdowns. Gurley's fumble was the last play of the first quarter, and the Bills scored two plays later after a 53-yard run by running back LeSean McCoy put the club in strong position. Keenum threw his first of two interceptions midway through the third quarter, and on this one cornerback Nickell Robey-Coleman returned it all the way to the end zone.

The Rams already had plenty to overcome just at the start of the game, as three starters on the defensive line were inactive due to injury. Defensive end Robert Quinn (shoulder), defensive end William Hayes (ankle), and defensive tackle Michael Brockers (hip) were all questionable heading into Sunday.

The Rams appeared to feel the effects of the defensive line starters being out early, as the Bills racked up 112 yards rushing on just their first two possessions en route to taking an early lead. McCoy finished with 150 yards on 18 carries. Quarterback Tyrod Taylor added 28 yards on the ground on five carries.

Offensively, Los Angeles moved the ball as well as it has all season, but couldn't cash in on their red-zone opportunities. L.A. led time of possession 35:34 to 24:25, outgained Buffalo 345 to 305, and racked up 23 first downs to the Bills' 15. But it was not enough, as the home team had three turnovers and settled for field goals on three of their four red-zone possessions.

The Rams opted to take the sure points with 5:51 remaining in the game to cut the Bills lead to 23-19 by way of a Greg Zuerlein FG. Los Angeles was unable to convert a fake punt, turning the ball over on downs with 3:47 to play. Buffalo sealed the game with a touchdown through the air to score the game's final points with 2:37 left on the clock in the fourth quarter.

STARTING LINEUPS

LOS ANGELES RAMS

BUFFALO BILLS

WR 11	T. Austin	LDE 95	E. Westbrook
LT 73	G. Robinson	LDT 99	A. Donald
LG 76	R. Saffold	RDT 92	C. Thomas
C 61	T. Barnes	RDE 97	E. Sims
RG 69	C. Wichmann	MLB 55	A. Ogletree
RT 79	R. Havenstein	LCB 22	T. Johnson
TE 88	L. Kendricks	LB 59	J. Forrest
WR 83	B. Quick	RCB 33	E. Gaines
WR 18	K. Britt	WS 26	M. Barron
RB 30	T. Gurley	FS 31	M. Alexander
QB 17	C. Keenum	SS 25	T. McDonald

WR 88	M. Goodwin	DT 95	K. Williams
LT 77	C. Glenn	DE 92	A. Washington
LG 64	R. Incognito	NT 97	C. Bryant
C 70	E. Wood	OLB 55	J. Hughes
RG 76	J. Miller	Will 53	Z. Brown
RT 79	J. Mills	Mike 52	P. Brown
TE 85	C. Clay	OLB 57	L. Alexander
WR 10	R. Woods	CB 28	R. Darby
RB 25	L. McCoy	S 23	A. Williams
FB 42	J. Felton	S 20	C. Graham
QB 5	T. Taylor	FS 24	S. Gilmore

K 4 G.Zuerlein, P 6 J.Hekker, WR 10 P.Cooper, WR 13 M.Thomas, WR 15 B.Marquez, DB 20 L.Joyner, CB 32 T.Hill, RB 34 C.Reynolds, S 38 C.Davis, RB 39 M.Brown, DB 41 M.Christian, LS 44 J.McQuaide, TE 46 C.Harkey, LB 54 B.Hager, LB 58 C.Littleton, T 64 A.Donnal, C/G 65 D.Rhane, G 68 J.Brown, DE 70 M.Fox, TE 84 T.Hemingway, TE 89 T.Higbee, DT 91 D.Easley, DE 96 M.Longacre

K 2 D.Carpenter, P 6 C.Schmidt, WR 15 B.Tate, WR 17 J.Hunter, WR 19 W.Powell, CB 21 N.Robey-Coleman, RB 22 R.Bush, S 26 R.Blanton, S 27 D.Williams, CB 29 K.Seymour, S 33 C.Anderson, RB 35 M.Gillisle, S 36 J.Meeks, LB 50 R.Humber, LB 51 B.Spikes, LB 56 L.McCray, LS 65 G.Sanborn, G 72 R.Groy, T 74 M.Ola, TE 84 N.O'Leary, TE 87 G.Christian, DE 91 L.Douzable, DE 94 J.Worthy

SCORING SUMMARY

		1	2	3	4	OT	TOTAL	FIELD GOALS
VISITOR	Buffalo Bills	7	9	7	7	-	30	(23)
HOME	Los Angeles Rams	3	10	3	3	-	19	(37, 32, 54, 22)

Clock

TEAM	Qtr	Time	Play (Extra Point) (Drive Info)	Visitor	Home
Rams	1	9:31	G. Zuerlein 37 yd. field goal (12-60, 5:29)	0	3
Bills	1	2:22	J. Hunter 4 yd. pass from T. Taylor (D. Carpenter kick) (12-76, 7:09)	7	3
Bills	2	13:59	M. Gillslee 5 yd. run (kick blocked) (2-63, 1:01)	13	3
Rams	2	7:46	G. Zuerlein 32 yd. field goal (5-52, 2:33)	13	6
Rams	2	1:56	T. Gurley 1 yd. run (G. Zuerlein kick) (8-64, 4:39)	13	13
Bills	2	0:00	D. Carpenter 23 yd. field goal (10-70, 1:56)	16	13
Rams	3	8:05	G. Zuerlein 54 yd. field goal (9-48, 5:13)	16	16
Bills	3	3:54	N. Robey-Coleman 41 yd. interception return (D. Carpenter kick)	23	16
Rams	4	5:51	G. Zuerlein 22 yd field goal (13-89, 8:16)	23	19
Bills	4	2:37	M. Goodwin 6 yd. pass from T. Taylor (D. Carpenter kick) (3-25, 1:04)	30	19



FINAL TEAM STATISTICS

	BILLS	RAMS		BILLS	RAMS
TOTAL FIRST DOWNS	15	23	FGs - PATs Had Blocked	0-1	0-0
By Rushing	8	9	Net Punting Average	45.7	55.5
By Passing	6	11	(W/O KOR)	42	2
By Penalty	1	3	No. and Yards Punt Returns	2-2	2-2
THIRD DOWN EFFICIENCY	4-12-33%	4-12-33%	No. and Yards Kickoff Returns	4-90	4-85
FOURTH DOWN EFFICIENCY	0-0-0%	0-2-0%	No. and Yards Interception Returns	2-44	0-0
TOTAL NET YARDS	305	345	PENALTIES Number and Yards	7-60	6-40
Total Offensive Plays	52	64	FUMBLES Number and Lost	1-0	2-1
Average gain per offensive play	5.9	5.4	TOUCHDOWNS	4	1
NET YARDS RUSHING	193	102	Rushing	1	1
Total Rushing Plays	27	29	Passing	2	0
Average gain per rushing play	7.1	3.5	Returns	1	0
Tackles for a loss-number and yards	3-6	2-9	EXTRA POINTS Made-Attempts	3-4	1-1
NET YARDS PASSING	112	243	Kicking Made-Attempts	3-4	1-1
Times thrown - yards lost passing	2-12	4-28	Two Point Conv. Made-Attempts	0-0	0-0
Gross yards passing	124	271	FIELD GOALS Made-Attempts	1-1	4-4
PASS ATTEMPTS-COMP-HAD INT	23-12-0	31-21-2	RED ZONE EFFICIENCY	3-5-60%	1-4-25%
Avg gain per pass play	4.5	6.9	GOAL TO GO EFFICIENCY	3-4-75%	1-2-50%
KICKOFFS Number-In End Zone-TBs	5-4-1	6-5-2	SAFETIES	0	0
PUNTS Number and Average	6-46.0	2-54.5	FINAL SCORE	30	19
Had Blocked	0	0	TIME OF POSSESSION	24:26	35:34

FINAL INDIVIDUAL STATISTICS

BUFFALO BILLS									LOS ANGELES RAMS								
RUSHING	ATT	YDS	AVG	LG	TD				RUSHING	ATT	YDS	AVG	LG	TD			
L. McCoy	18	150	8.3	53	0				T. Gurley	23	72	3.1	16	1			
T. Taylor	2	28	5.6	22	0				T. Austin	3	26	8.7	9	0			
M. Gillislee	2	6	3.0	5t	1				M. Brown	2	2	1.0	2	0			
J. Felton	1	6	6.0	6	0				B. Marquez	1	2	2.0	2	0			
R. Bush	1	3	3.0	3	0				Total	29	102	3.5	16	0			
Total	27	193	7.1	53	1				PASSING	ATT	CMP	YDS	SK/YD	TD	LG	IN	RT
PASSING	ATT	CMP	YDS	SK/YD	TD	LG	IN	RT	C. Keenum	31	21	271	4/28	0	31	2	68.1
T. Taylor	23	12	142	2/12	2	29	0	97.0	Total	31	21	271	4/28	0	31	2	68.1
Total	23	12	142	2/12	2	29	0	97.0	RECEIVING	NO	YDS	AVG	LG	TD			
RECEIVING	NO	YDS	AVG	LG	TD				T. Austin	7	59	8.4	31	0			
C. Clay	5	73	14.6	29	0				K. Britt	5	75	15.0	28	0			
R. Woods	2	26	13.0	17	0				B. Quick	3	51	17.0	31	0			
M. Goodwin	2	13	6.5	7	1				T. Gurley	3	36	12.0	24	0			
L. McCoy	2	8	4.0	4	1				L. Kendricks	2	24	12.0	21	0			
J. Hunter	1	4	4.0	4	0				M. Brown	1	26	26.0	26	0			
Total	12	124	10.3	29	1				Total	21	271	12.9	31	0			
INTERCEPTIONS	NO	YDS	AVG	LG	TD				INTERCEPTIONS	NO	YDS	AVG	LG	TD			
N. Robey-Coleman	2	44	22.0	41t	1				N/A	-	-	-	-	-			
Total	2	44	22.0	41t	1				Total	0	0	0.0	0	0			
PUNTING	NO	YDS	AVG	NET	TB/120	LG			PUNTING	NO	YDS	AVG	NET	TB/120	LG		
C. Schmidt	6	276	46.0	45.7	0/4	58			J. Hekker	2	109	54.5	55.5	0/1	57		
Total	6	276	46.0	45.7	0/4	58			Total	2	109	54.5	55.5	0/1	57		
PUNT RETURNS	NO	YDS	AVG	FC	LG	TD			PUNT RETURNS	NO	YDS	AVG	FC	LG	TD		
B. Tate	2	-2	-1.0	0	0	0			T. Austin	2	2	1.0	0	5	0		
Total	2	-2	-1.0	0	0	0			[DOWNED]	1	0	0.0	0	0	0		
KICKOFF RETURNS	NO	YDS	AVG	FC	LG	TD			[OUT OF BOUNDS]	3	0	0.0	0	0	0		
B. Tate	4	90	22.5	0	27	0			Total	2	2	1.0	0	5	0		
[TOUCHBACK]	2	0	0.0	0	0	0			KICKOFF RETURNS	NO	YDS	AVG	FC	LG	TD		
Total	4	90	22.5	0	27	0			M. Thomas	3	62	20.7	0	22	0		
									P. Cooper	1	23	23.0	0	23	0		
									[TOUCHBACK]	1	0	0.0	0	0	0		
									Total	4	85	21.3	0	23	0		





WEATHER: Indoors - ATTENDANCE: 56,018 - TIME: 10:02 a.m.

Though the Rams received strong offensive performances from quarterback Case Keenum and wide receiver Kenny Britt, they could not get enough defensive stops and fell to the Lions, 31-28.

The Lions got off to a fast start offensively, driving down the field in eight plays for a touchdown on their opening possession. Quarterback Matthew Stafford connected with wideout Golden Tate for a 34-yard screen pass that brought the Lions down to the Rams' seven-yard line. Then Stafford hit wide receiver Marvin Jones in the left side of the end zone for a touchdown, giving Detroit an early 7-0 lead.

Los Angeles put together a nice drive in response, culminating in Britt's first touchdown reception of the season. Running back Todd Gurley led the charge with four carries for 29 yards on the possession — including a 15-yard scamper on the Rams' first offensive play. On 2nd-and-5 from Detroit's 20-yard line, Keenum rolled to his right, waited for Britt to find the soft spot in the zone, and delivered an accurate ball. Britt caught it, made a couple defenders miss, and found his way into the end zone for a 20-yard scoring strike.

Los Angeles had a chance to take a lead into halftime, but were not able to turn their two-minute drive into points. A 43-yard pass from Keenum to Britt brought the Rams into Detroit territory. And another pass from Keenum to Britt looked as if it may have gotten into the end zone on 3rd-and-goal from the Lions' seven-yard line. Though the play was reviewed, the officials concluded Britt was about a half-yard short.

The Lions took a three point lead with 1:29 remaining in the game, by way of a Matt Prater field goal.

With the Rams out of timeouts, their drive started on the 25-yard line after a touchback. On the second play of the possession, Keenum threw his first poor pass of the day, as a ball intended for Kendrick over the middle was intercepted by safety Rafael Bush.

STARTING LINEUPS

LOS ANGELES RAMS

WR 11	T. Austin	LDE 95	W. Hayes
LT 73	G. Robinson	LDT 99	A. Donald
LG 76	R. Saffold	RDT 90	M. Brockers
C 61	T. Barnes	RDE 97	E. Sims
RG 69	C. Wichmann	MLB 55	A. Ogletree
RT 79	R. Havenstein	LCB 33	E. Gaines
TE 88	L. Kendrick	MCB 20	L. Joyner
WR 83	B. Quick	RCB 32	T. Hill
WR 18	K. Britt	WS 26	M. Barron
RB 30	T. Gurley	FS 31	M. Alexander
QB 17	C. Keenum	SS 25	T. McDonald

DETROIT LIONS

WR 88	M. Goodwin	DT 95	K. Williams
LT 77	C. Glenn	DE 92	A. Washington
LG 64	R. Incognito	NT 97	C. Bryant
C 70	E. Wood	OLB 55	J. Hughes
RG 76	J. Miller	Will 53	Z. Brown
RT 79	J. Mills	Mike 52	P. Brown
TE 85	C. Clay	OLB 57	L. Alexander
WR 10	R. Woods	CB 28	R. Darby
RB 25	L. McCoy	S 23	A. Williams
FB 42	J. Felton	S 20	C. Graham
QB 5	T. Taylor	FS 24	S. Gilmore

K 4 G.Zuerlein, P 6 J.Hekker, WR 13 M.Thomas, WR 15 B.Marquez, CB 21 D.Gratz, RB 23 B.Cunningham, RB 34 C.Reynolds, S 38 C.Davis, RB 39 M.Brown, DB 41 M.Christian, LS 44 J.McQuaide, TE 46 C.Harkey, LB 54 B.Hager, LB 58 C.Littleton, LB 59 J.Forrest, T 64 A.Donnal, C/G 65 D.Rhane, TE 89 T.Higbee, DT 91 D.Easley, DT 92 C.Thomas, DL 93 E.Westbrooks, DE 96 M.Longacre

K 5 M.Prater, P 6 S.Martin, WR 12 A.Roberts, S 26 D.Carey, CB 29 J.Bademosi, RB 30 J.Forsett, S 31 R.Bush, S 35 M.Killebrew, FB 46 M.Burton, LS 48 D.Muhlbach, LB 50 T.Armbrister, DE 51 B.Copeland, LB 52 A.Williams, DE 61 K.Hyder, OL 66 J.Dahl, DL 69 A.Zettel, T 70 C.Robinson, T 77 C.Lucas, TE 86 K.Lee, TE 89 C.Wick, DT 91 A.Robinson, DT 96 S.Charles, DE 97 A.Bryant

SCORING SUMMARY

		1	2	3	4	OT	TOTAL	FIELD GOALS
VISITOR	Los Angeles Rams	7	7	7	7	-	28	
HOME	Detroit Lions	7	7	7	10	-	31	(34)

Clock

TEAM	Qtr	Time	Play (Extra Point) (Drive Info)	Visitor	Home
Lions	1	10:44	M. Jonnes 7 yd. pass from M. Stafford (M. Prater kick) (8-75, 4:16)	0	7
Rams	1	5:15	K. Britt 20 yd. pass from C. Keenum (G. Zuerlein kick) (10-75, 5:29)	7	7
Rams	2	11:01	C. Keenum 1 yd. run (G. Zuerlein kick) (11-84, 5:51)	14	7
Lions	2	3:07	A. Roberts 2 yd. pass from M. Stafford (M. Prater kick) (14-75, 7:54)	14	14
Lions	3	9:50	A. Boldin 4 yd. pass from M. Stafford (M. Prater kick) (5-60, 2:17)	14	21
Rams	3	6:33	L. Kendrick 15 yd. pass from C. Keenum (G. Zuerlein kick) (6-75, 3:17)	21	21
Rams	4	14:09	K. Britt 9 yd. pass from C. Keenum (G. Zuerlein kick) (10-80, 5:47)	28	21
Lions	4	6:02	G. Tate 23 yd. pass from M Stafford (M. Prater kick) (13-84, 8:07)	28	28
Lions	4	1:29	M. Prater 34 yd. field goal (9-44, 3:37)	28	31



FINAL TEAM STATISTICS

	RAMS	LIONS		RAMS	LIONS
TOTAL FIRST DOWNS	23	20	FGs - PATs Had Blocked	0-0	0-0
By Rushing	5	6	Net Punting Average	45.0	51.0
By Passing	16	12	TOTAL RETURN YARDAGE (W/O KOR)	2	4
By Penalty	2	2	No. and Yards Punt Returns	1-2	1-4
THIRD DOWN EFFICIENCY	6-9-67%	6-11-55%	No. and Yards Kickoff Returns	2-39	2-44
FOURTH DOWN EFFICIENCY	0-1-0%	2-2-100%	No. and Yards Interception Returns	0-0	1-0
TOTAL NET YARDS	387	348	PENALTIES Number and Yards	8-62	7-62
Total Offensive Plays	55	58	FUMBLES Number and Lost	1-0	0-0
Average gain per offensive play	7.0	6.0	TOUCHDOWNS	4	4
NET YARDS RUSHING	76	83	Rushing	1	0
Total Rushing Plays	22	26	Passing	3	4
Average gain per rushing play	3.5	3.2	Returns	0	0
Tackles for a loss-number and yards	3-8	6-18	EXTRA POINTS Made-Attempts	4-4	4-4
NET YARDS PASSING	311	265	Kicking Made-Attempts	4-4	4-4
Times thrown - yards lost passing	1-10	1-5	FIELD GOALS Made-Attempts	0-0	1-1
Gross yards passing	321	270	RED ZONE EFFICIENCY	3-4-75%	3-4-75%
PASS ATTEMPTS-COMP-HAD INT	32-27-1	31-23-0	GOAL TO GO EFFICIENCY	1-2-50%	3-3-100%
Avg gain per pass play	9.4	8.3	SAFETIES	0	0
KICKOFFS Number-In End Zone-TBs	5-4-3	6-5-4	FINAL SCORE	28	21
PUNTS Number and Average	2-47.0	2-52.0	TIME OF POSSESSION	27:48	32:12
Had Blocked	0	0			

FINAL INDIVIDUAL STATISTICS

LOS ANGELES RAMS									DETROIT LIONS								
RUSHING	ATT	YDS	AVG	LG	TD				RUSHING	ATT	YDS	AVG	LG	TD			
T. Gurley	14	58	4.1	15	0				Z. Zenner	14	58	4.1	19	0			
B. Cunningham	2	9	4.5	8	0				M. Stafford	5	14	2.8	7	0			
C. Keenum	3	7	2.3	4	1				J. Forsett	5	5	1.0	9	0			
T. Austin	3	2	0.7	8	0				G. Tate	1	3	3.0	3	0			
Total	22	76	3.5	15	1				Total	26	83	3.2	19	0			
PASSING	ATT	CMP	YDS	SK/YD	TD	LG	IN	RT	PASSING	ATT	CMP	YDS	SK/YD	TD	LG	IN	RT
C. Keenum	32	27	321	1/10	3	47	1	126.7	M. Stafford	31	23	270	1/5	4	61	0	139.8
Total	32	27	321	1/10	3	47	1	126.7	Total	31	23	270	1/5	4	61	0	139.8
RECEIVING	NO	YDS	AVG	LG	TD				RECEIVING	NO	YDS	AVG	LG	TD			
K. Britt	7	136	19.4	47	2				G. Tate	8	165	20.6	61	1			
B. Quick	5	61	12.2	19	0				A. Boldin	8	60	7.5	15	1			
L. Kendricks	5	34	6.8	15t	1				Z. Zenner	2	19	9.5	15	0			
T. Gurley	4	39	9.8	13	0				A. Roberts	2	13	6.5	11	1			
T. Austin	3	24	8.0	15	0				M. Jones	2	10	5.0	7t	1			
B. Cunningham	2	14	7.0	9	0				C. Harbor	1	3	3.0	3	0			
B. Marquez	1	13	13.0	13	0				Total	23	270	11.7	61	4			
Total	27	321	11.9	47	1												
INTERCEPTIONS	NO	YDS	AVG	LG	TD				INTERCEPTIONS	NO	YDS	AVG	LG	TD			
N/A	-	-	-	-	-				R. Bush	1	0	0.0	0	0			
Total	0	0	0.0	0	0				Total	1	0	0.0	0	0			
PUNTING	NO	YDS	AVG	NET	TB/120	LG			PUNTING	NO	YDS	AVG	NET	TB/120	LG		
J. Hekker	2	94	47.0	45.0	0/0	54			S. Martin	2	104	52.0	51.0	0/1	56		
Total	2	94	47.0	45.0	0/0	54			Total	2	104	52.0	51.0	0/1	56		
PUNT RETURNS	NO	YDS	AVG	FC	LG	TD			PUNT RETURNS	NO	YDS	AVG	FC	LG	TD		
T. Austin	1	2	1.0	0	2	0			A. Roberts	1	4	4.0	1	4	0		
Total	1	2	1.0	0	2	0			Total	1	4	4.0	1	4	0		
KICKOFF RETURNS	NO	YDS	AVG	FC	LG	TD			KICKOFF RETURNS	NO	YDS	AVG	FC	LG	TD		
B. Cunningham	2	39	19.5	0	22	0			A. Roberts	2	44	22.0	0	27	0		
[TOUCHBACK]	4	0	0.0	0	0	0			[TOUCHBACK]	3	0	0.0	0	0	0		
Total	2	39	19.5	0	22	0			Total	2	44	22.0	0	27	0		





31 | MAURICE ALEXANDER

Position:	Safety
Ht./Wt.:	6-1/220
Birth Date:	2/16/91
College:	Utah State
Hometown:	St. Louis, Mo.
Experience:	3rd year (3rd Rams)
Acquired:	D4-2014 (110th)

Career GP/GS (Playoffs): 29/11 (0/0)



TRANSACTIONS: Selected by the Rams in the fourth round (110th overall) of the 2014 NFL Draft (5/10/14).

2016 SEASON: Week 1 at San Francisco (9/12): Started at safety...registered three solo tackles and recorded two passes defended...**Week 2 vs. Seattle (9/18):** Started at safety and recorded four total tackles (two solo) and one pass defended...**Week 3 at Tampa Bay (9/25):** Started at safety...registered six total tackles and two passes defended...also compiled a team-high 11 quarterback pressures, to establish a new personal best...**Week 4 at Arizona (10/2):** Started at free safety...recorded six tackles (five solo)...sacked QB Carson Palmer for a nine-yard loss, Alexander's third career sack...**Week 5 vs. Buffalo (10/9):** Started at safety...finished the day with three tackles (one solo)...**Week 6 at Detroit (10/16):** Started at free safety...registered two tackles (one solo).

2015 SEASON: Started five games at safety...collected 40 tackles (29 solo), 2.0 sacks, three quarterback hits and two passes defended...**at San Francisco (1/3/16):** Started at safety...notched a career-high nine tackles (eight solo)...**vs. Tampa Bay (12/17):** Started at safety...tallied eight tackles (seven solo) and one pass defended...**vs. Detroit (12/13):** Started at safety...registered eight tackles (six solo)...**vs. Arizona (12/6):** Saw action on defense and special teams...sacked Arizona QB Carson Palmer for a loss of nine yards, his second sack of the season...also had one solo tackle and one quarterback hit on defense...**at Minnesota (11/8):** Made his first NFL start...recorded his first career sack on Vikings QB Shaun Hill...also had four tackles (two solo)...added one special teams tackle.

2014 SEASON: Appeared in nine games and registered seven special teams tackles...**at Tampa Bay (9/14):** Made his NFL debut...saw action on special teams.

COLLEGE: Received All-Mountain West Conference honorable mention following 2013 season...started 21-of-25 games at strong safety for Utah State, finishing with 125 tackles (67 solo), including 6.5 sacks for minus 43 yards and 16 stops for losses of 73 yards...had one interception, seven pass deflections, two forced fumbles and a fumble recovery...started 13 games at strong safety during the 2013 season, recorded 80 tackles (40 solo) with 3.5 sacks for minus 27 yards and nine stops for losses of 47 yards...recovered one fumble and caused another...had one interception to go with six pass deflections...was not a member of Utah State's football program in 2012...2011 was his first season at Utah State, started eight games and played in 12, recorded 45 tackles (27 solo), 3.0 sacks for minus 16 yards and seven stops for losses totaling 26 yards...also had two quarterback hurries and one pass break-up...was a two-time first-team all-Western States Football League and first-team all-Region I selection at Arizona Western College...helped the Matadors to back-to-back league championships, including a 10-2 record in 2010, the first back-to-back bowl appearances for Arizona Western since 1980-81...led the WSFL and ranked 19th in National Junior College Athletic Association (NJCAA) with 98 tackles, including 19.0 for loss with 8.0 sacks, four pass break-ups, one interception and one forced fumble...the 19.0 tackles for loss was second in the NJCAA, while the 116 yards loss ranked first...finished two-year career with 179 tackles, 15.0 sacks and four interceptions.

PERSONAL: A two-year all-state Missouri Class 5A, two-time all-conference and two-year all-metro honoree at Eureka (Mo.) High School, helping the Wildcats to a pair of district championships, advancing to the state semi-finals twice...posted 134 tackles with 18.0 sacks his senior season...was also an all-state performer in wrestling and track, finishing third at the state wrestling championships...graduated from Utah State in the fall of 2013 with an interdisciplinary studies degree emphasizing in sociology and physical education...participated in numerous community events, including the St. Louis Rams Training Academy Youth Football Camp and United Way Kickoff for Charity Luncheon...son of Maurice Alexander and Lynette McAlpine...resides in Los Angeles, Calif.

MAURICE ALEXANDER NFL STATISTICS

REGULAR SEASON

Year	Team	G/S	Tackles				Interceptions				Fumbles				
			Total	Solo	Asst	Sk	Yds	Int	Yds	Lg	TD	PD	FF	FR	Yds
2014	RAMS	9/0	0	0	0	0.0	0.0	0	0	0	0	0	0	0	0
2015	RAMS	14/5	40	29	11	2.0	20.0	0	0	0	0	2	0	0	0
2016	RAMS	6/6	25	16	9	1.0	9.0	0	0	0	0	5	0	0	0
Total		29/11	65	45	20	3.0	29.0	0	0	0	0	7	0	0	0

ADDITIONAL CAREER STATISTICS: Special Teams Tackles: 2015 (4), 2014 (7).

MAURICE ALEXANDER GAME-BY-GAME STATISTICS

2016 LOS ANGELES RAMS

Game	W/L	P/S	T	S	A	Sk	Yds	Int	Yds	Lg	TD	PD	FF	FR	Yds
@SF 9/12	L	1/1	4	3	1	0.0	0	0	0	-	0	2	0	0	0
SEA 9/18	W	1/1	4	2	2	0.0	0	0	0	-	0	1	0	0	0
@TB 9/25	W	1/1	6	4	2	0.0	0	0	0	-	0	2	0	0	0
@ARI 10/2	W	1/1	6	5	1	1.0	9	0	0	-	0	0	0	0	0
BUF 10/9	L	1/1	3	1	2	0.0	0	0	0	-	0	0	0	0	0
@DET 10/16	L	1/1	2	1	1	0.0	0	0	0	-	0	0	0	0	0
NYG 10/23	-	0/0	0	0	0	0.0	0	0	0	-	0	0	0	0	0
CAR 11/6	-	0/0	0	0	0	0.0	0	0	0	-	0	0	0	0	0
@NYJ 11/13	-	0/0	0	0	0	0.0	0	0	0	-	0	0	0	0	0
MIA 11/20	-	0/0	0	0	0	0.0	0	0	0	-	0	0	0	0	0
@NO 11/27	-	0/0	0	0	0	0.0	0	0	0	-	0	0	0	0	0
@NE 12/4	-	0/0	0	0	0	0.0	0	0	0	-	0	0	0	0	0
ATL 12/11	-	0/0	0	0	0	0.0	0	0	0	-	0	0	0	0	0
@SEA 12/15	-	0/0	0	0	0	0.0	0	0	0	-	0	0	0	0	0
SF 12/24	-	0/0	0	0	0	0.0	0	0	0	-	0	0	0	0	0
ARI 1/1/17	-	0/0	0	0	0	0.0	0	0	0	-	0	0	0	0	0
TOTALS	3-3	6/6	25	16	9	1.0	9	0	0	-	0	5	0	0	0

2015 ST. LOUIS RAMS

Game	W/L	P/S	T	S	A	Sk	Yds	Int	Yds	Lg	TD	PD	FF	FR	Yds
SEA 9/13	W	1/0	0	0	0	0.0	0	0	0	0	0	0	0	0	0
@WAS 9/20	L	1/0	0	0	0	0.0	0	0	0	0	0	0	0	0	0
PIT 9/27	L	1/0	0	0	0	0.0	0	0	0	0	0	0	0	0	0
@ARI 10/4	W														
@GB 10/11	L														
CLE 10/25	W	1/0	0	0	0	0.0	0	0	0	0	0	0	0	0	0
SF 11/1	W	1/0	3	2	1	0.0	0	0	0	0	0	0	0	0	0
@MIN 11/8	L	1/1	4	3	3	1.0	11.0	0	0	0	0	0	0	0	0
CHI 11/15	L	1/0	0	0	0	0.0	0	0	0	0	0	0	0	0	0
@BAL 11/22	L	1/0	0	0	0	0.0	0	0	0	0	0	0	0	0	0
@CIN 11/29	L	1/0	0	0	0	0.0	0	0	0	0	0	0	0	0	0
ARI 12/6	L	1/0	1	1	0	1.0	9.0	0	0	0	0	0	0	0	0
DET 12/13	W	1/1	8	6	2	0.0	0	0	0	0	0	0	0	0	0
TB 12/17	W	1/1	8	7	1	0.0	0	0	0	0	0	1	0	0	0
@SEA 12/27	W	1/1	7	3	4	0.0	0	0	0	0	0	1	0	0	0
@SF 1/3/16	L	1/1	9	8	1	0.0	0	0	0	0	0	0	0	0	0
TOTAL	7-9	14/5	40	29	11	2.0	20.0	0	0	0	0	2	0	0	0

2014 ST. LOUIS RAMS

Game	W/L	P/S	T	S	A	Sk	Yds	Int	Yds	Lg	TD	PD	FF	FR	Yds
MIN 9/7	L														
@TB 9/14	W	1/0	0	0	0	0.0	0	0	0	0	0	0	0	0	0
DAL 9/21	L														
PHI 10/5	L														
SF 10/13	L	1/0	0	0	0	0.0	0	0	0	0	0	0	0	0	0
SEA 10/19	W														
@KC 10/26	L														
@SF 11/2	W														
@ARI 11/9	L														
DEN 11/16	W	1/0	0	0	0	0.0	0	0	0	0	0	0	0	0	0
@SD 11/23	L	1/0	0	0	0	0.0	0	0	0	0	0	0	0	0	0
OAK 11/30	W	1/0	0	0	0	0.0	0	0	0	0	0	0	0	0	0
@WAS 12/7	W	1/0	0	0	0	0.0	0	0	0	0	0	0	0	0	0
ARI 12/11	L	1/0	0	0	0	0.0	0	0	0	0	0	0	0	0	0
NYG 12/21	L	1/0	0	0	0	0.0	0	0	0	0	0	0	0	0	0
@SEA 12/28	L	1/0	0	0	0	0.0	0	0	0	0	0	0	0	0	0
TOTAL	6-10	9/0	0	0	0	0.0	0	0	0.0	0	0	0	0	0	0



11 | TAVON AUSTIN

Position:	Wide Receiver
Ht./Wt.:	5-8/176
Birth Date:	3/15/91
College:	West Virginia
Hometown:	Baltimore, Md.
Experience:	3rd year (3rd Rams)
Acquired:	D1-2013 (8th)

Career GP/GS (Playoffs): 50/32 (0/0)



TRANSACTIONS: Selected No. 8 overall in the 2013 NFL Draft by the St. Louis Rams (4/25/13).

PRO: Has played in 50 games with 32 starts for the Rams...one of five players in Rams history with 400 or more receiving, rushing, kick return and punt return yards in his career...has been awarded NFC Special Teams Player of the Week honors three times...at Washington (12/7/14) for his 143 punt return yards, including a 78-yard punt return touchdown...at Indianapolis (11/10/13) when he notched a 98-yard punt return for a touchdown...his 145 punt return yards were the second-most in a single game in franchise history...became the first player in NFL history with a 95-plus yard punt-return touchdown and two 55-plus yard receiving touchdowns in the same game...vs. Seattle (9/13/15) for his 75-yard punt returned for a score...the Rams executed a trade with the Buffalo Bills in which the team gave up their 16th, 46th, 78th and 222nd picks to get Austin at No. 8...he became the ninth wide receiver drafted by the Rams in the first round and the first taken in the opening round since Torry Holt was selected No. 6 overall in the 1999 NFL Draft.

2016 SEASON: Week 1 at San Francisco (9/12): Started at wide receiver...recorded 13 receiving yards on four receptions (3.3 avg.) and one rush for two yards...accumulated 38 punt return yards, including a long of 28 yards. **Week 2 vs. Seattle (9/18):** Started at wide receiver...hauled in five passes for 50 yards...rushed two times for six yards...had three punt returns for 15 yards...

Week 3 at Tampa Bay (9/25): Started at wide receiver...accumulated 116 all-purpose yards...led the team with five receptions for 82 yards, including a 43-yard touchdown reception... **Week 4 at Arizona (10/2):** Started at wide receiver...caught two passes for 14 yards...had a season-high 47-yard punt return in the fourth quarter, which helped set up the Rams game-winning touchdown...

Week 5 vs. Buffalo (10/9): Started at wide receiver...led the Rams with a career-high seven receptions totalling 59 yards, including a 31-yard reception from QB Case Keenum in the second quarter...moved into the top-40 in Rams history in rushing yards after compiling 26 yards on three carries... **Week 6 at Detroit (10/16):** Started at wide receiver...caught three passes for 24 yards.

2015 SEASON: Started at wide receiver in 15 games...finished the season leading the team in receptions (52)...accumulated 907 total yards from scrimmage (receiving yards - 473 and rushing yards - 434) setting new career-high...also had 268 punt return yards...notched a career-high 10 touchdowns on the season (5 receiving, 4 rushing, 1 punt return)...at Cincinnati (11/29): Started at wide receiver...led the team in rushing yards with four rushes for 63 yards and one touchdown...also had six catches for 33 yards...tallied a 60-yard

Austin earned NFC Special Teams Player of the Week honors vs. Seattle (9/13/15)



Austin earned NFC Special Teams Player of the Week honors at Washington (12/7/14)



rush which was his second longest rush of his career...in total, posted 10 offensive touches for 96 yards...vs. San Francisco (11/1): Started at wide receiver...tallied a 2-yard touchdown rush and added 66-yard touchdown reception...led the team in receptions (4) and receiving yards (98)...at Arizona (10/4): Started at wide receiver...led the team in receptions (six) and receiving yards (98)...hauled in two receiving

touchdowns from QB Nick Foles, marked the third game of his career that he had two receiving touchdowns...also added two rushes for 20 yards...vs. Seattle (9/13): Rushed 11 yards into the endzone...also notched a 75-yard punt return...became the fifth player in the past 20 years to score a touchdown on a punt return and a rush in the same game...he is the first player in NFL history with a 75-plus yard punt-return touchdown in each of his first three seasons.

2014 SEASON: Caught 31 passes for 242 yards, carried the ball 36 times for 224 yards and two touchdowns, also returned 35 punts for 391 yards and one touchdown for a net total of 877 yards and three total touchdowns in 2014...at San Diego (11/23): Started at wide receiver...also saw action at running back and punt returner...ran the ball three times for 27 yards and one touchdown...notched three receptions for 11 yards...returned two punts for 44 yards...at Washington (12/7): Started at wide receiver, also saw action at punt returner...finished the day with 203 combined net yards (receiving yards-14, rushing yards-46, return yards-143) including a 78-yard punt return for a touchdown...marked the second punt returned for a touchdown of his career...earned NFC Special Teams Player of the Week honors...vs. New York Giants (12/21): Saw action at wide receiver and punt returner...hauled in one pass for 15 yards...finished the day with 25 yards on three carries...returned three punts for 61 yards including a long of 41 yards...

2013 SEASON: Finished the season with 40 catches in 13 games and six total touchdowns (four receiving, one rushing and one via punt return)...became the first player in NFL history with a 95-yard punt return for touchdown, 80-yard touchdown reception and 65-yard rushing score in the same season...his 98-yard punt return at Indianapolis is tied for the third longest punt return of all-time in the NFL...marks the second longest punt return in franchise history, behind Robert Bailey's 103-yard return at New Orleans (10/23/94)...named NFC Special Teams Player of the month for November...at Atlanta (9/15): Earned his first NFL start...

registered his first NFL touchdown on a 6-yard pass from QB Sam Bradford, and added a second touchdown reception on a 10-yard grab...finished the game with six receptions for 47 yards...**at Indianapolis (11/10):** Notched a 98-yard punt return for a touchdown...his 145 punt return yards were the second-most in a single game in franchise history...recorded a second score on a 57-yard reception from QB Kellen Clemens...tallied his third score of the day on a career-long 81-yard touchdown reception from Clemens...finished the game with 314 all-purpose yards (145 punt return, 138 receiving, 27 kickoff return and four yards rushing), history with a in the same

Austin earned NFC Special Teams Player of the Week honors at Indianapolis (11/10/13)



the second-best single-game performance in team history...first player in NFL 95-plus yard punt-return touchdown and two 55-plus yard receiving touchdowns game...joined Pro Football Hall of Famer Gale Sayers (December 12, 1965) and Randy Moss (November 26, 1998) as the only players age 22 or younger with three 50-plus yard touchdowns in the same game...finished the game with 142 scrimmage yards (138 receiving, four rushing) and 145 punt-return yards, joined by Steve Smith as the only players in NFL history with at least 140 scrimmage yards and 140 punt-return yards in the same game...earned NFC Special Teams Player of the Week and NFL Rookie of the Week honors...**vs. Chicago (11/24):** Rushed 65 yards for a touchdown, the first rushing touchdown of his career...marks the Rams' longest rush since Marshall Faulk had a 70-yard rush (12/23/01)...the third player since 1940 with four 50-plus yard touchdowns in consecutive games, the other two are Jim Brown (Cle) and Gale Sayers (Chi)...marked his fourth consecutive touchdown of 57 yards or more.

Austin is the Rams' first wide receiver chosen in the first round since Torry Holt was drafted No. 6 in the 1999 NFL Draft.



COLLEGE: As a senior, named Big 12 Conference co-Special Teams Player of the Year...was the recipient of the Paul Hornung Award, given to the most versatile player in the nation...named a semi-finalist for the Biletnikoff Award (nation's top receiver)...received All-American first-team honors from The NFL Draft Report, American Football Coaches Association and CBS Sports as an all-purpose back, adding second-team honors from CBS Sports and the Walter Camp Foundation as a receiver...added All-Big 12 Conference first-team recognition as a kick returner and all-purpose back from the league's coaches and ESPN, while garnering second-team accolades as a receiver from the Associated Press...became the first Mountaineer to score a touchdown four different ways in one season (catch, rush, kick and punt return)...joined fellow wide-out Stedman Bailey in setting the school season-record with 114 receptions, ranking third nationally with an average of 8.77 grabs per game...led the nation with an average of 223.85 all-purpose yards per game, setting school and Big 12 season-records with a total of 2,910 yards, surpassing the old WVU mark of 2,574 yards by Austin in 2011 and the league record of 2,833 yards by Jeremy Maclin of Missouri in 2008...the only players in NCAA FBS history to gain more all-purpose yards in a season were Barry Sanders of Oklahoma State (3,250 in 1998), Ryan Benjamin of Pacific (2,995 in 1991) and Chris Johnson of East Carolina (2,960 in 2007)...gained at least 100 yards receiving in six contests and generated at least 200 all-purpose yards in seven games...as a junior, earned All-American first-team honors as a return specialist from The NFL Draft Report, CBS Sports and Phil Steele, and added third-team accolades from the Associated Press...All-Big East Conference first-team choice received league Special Teams Player of the Year and West Virginia Offensive Player of the Year recognition, in addition to being selected to the All-Bowl squads named by Yahoo! Sports, CBS Sports and College Football News...returned to slot receiver, starting 11 games, as he set a then-school season-record with 101 receptions for 1,186 yards (11.74 ypc) and eight touchdowns, topping the previous WVU mark of 77 grabs by David Saunders (1998)...his 268 yards gained on 19 punt returns (led the Big East and placed sixth in the FBS with a 14.11-yard average) was the 10th-highest total by a Mountaineer in a season...led the nation with an average of 198.00 all-purpose yards per game, as he touched the ball 172 times for a then school record 2,574 yards, joining Steve Slaton (2,104 in 2006) as the only Mountaineers to register 2,000 all-purpose yards in a season...as a sophomore, earned an All-Big East Conference first-team choice by the league's coaches...started 11 of the 13 games he appeared in at the "H" receiver position, ranking second on the team with 58 receptions for 787 yards (13.57 ypc) and eight touchdowns...rushed 16 times for 161 yards, returned 12 kickoffs for 230 yards (19.17 avg) and was third on the team with 1,178 all-purpose yards...earned the Freshman All-Big East Conference selection started at slot receiver vs. East Carolina, Auburn, Louisville and Pittsburgh while appearing in all 13 games.

PERSONAL: Multidisciplinary studies major at West Virginia and member of the Garrett Ford Academic Honor Roll...son of Cathy Green and the oldest of four children...attended Dunbar (Baltimore, Md.) High School, playing football for head coach Lawrence Smith...started at running back, but was often used in the slot and handled return duties...the two-time consensus Maryland Player of the Year and All-State choice closed his career as the state record-holder with 790 points scored, 123 total touchdowns, 9,258 all-purpose yards and 7,962 yards rushing...three-time Baltimore Sun Player of the Year and Digital Sports' All-Metro Offensive Player of the Year...participated in numerous community events, including Taste of the NFL, Hayes for the Holidays and the All-Community Ticket program - Tay-Awesome.

TAVON AUSTIN NFL STATISTICS

REGULAR SEASON

Year	Team	Receiving						Rushing					Lg	TD
		G/S	No	Yds	Avg	Lg	TD	Att	Yds	Avg	Lg			
2013	RAMS	13/3	40	418	10.5	81t	4	9	151	16.8	65t	1		
2014	RAMS	15/8	31	242	7.8	28	0	36	224	6.2	19	2		
2015	RAMS	16/14	52	473	9.1	66t	5	52	434	8.3	60	4		
2016	RAMS	6/6	26	242	9.3	43t	1	12	52	4.3	14	0		
TOTALS		50/32	149	1,375	9.2	81t	10	109	861	7.9	65t	7		

Year	Team	Punt Returns					Kickoff Returns					Lg	TD
		No	Yds	Avg	Lg	TD	Att	Yds	Avg	Lg			
2013	RAMS	33	280	8.5	98t	1	18	398	21.1	32	0		
2014	RAMS	35	391	11.2	78t	1	2	19	9.5	11	0		
2015	RAMS	34	268	7.9	75t	1	3	16	5.3	7	0		
2016	RAMS	13	116	8.9	47	0	1	5	5.0	5	0		
TOTALS		115	1,055	9.2	98t	3	24	438	18.3	32	0		

SINGLE GAME HIGHS

Receptions – 7, vs. Buffalo (10/9/16)
 Yards – 138, at Indianapolis (11/10/13)
 Rushing yards – 65, vs. Chicago (11/24/13)
 Longest reception– 81, at Indianapolis (11/10/13)
 Touchdowns – 3, at Indianapolis, (11/10/13)

TAVON AUSTIN GAME-BY-GAME STATISTICS

2016 LOS ANGELES RAMS

Game	W/L	G/S	Receiving					Rushing					Returns										
			No	Yds	Avg	Lg	TD	Att	Yds	Avg	Lg	TD	PR	FC	YDS	LG	TD	KR	YDS	AVG	LG	TD	
@SF 9/12	L	1/1	4	13	3.3	5	0	1	2	2.0	2	0	4	3	38	28	0	0	0	0	0	0	0
SEA 9/18	W	1/1	5	50	10.0	27	0	2	6	3.0	0	0	3	1	15	15	0	0	0	0	0	0	0
@TB 9/25	W	1/1	5	82	16.4	43t	1	2	22	11.0	14	0	2	2	12	8	0	1	5	5.0	5	0	0
@ARI 10/2	W	1/1	2	14	7.0	8	0	1	-6	-6.0	-6	0	1	1	47	47	0	0	0	0	0	0	0
BUF 10/9	L	1/1	7	59	8.4	31	0	3	26	8.7	9	0	2	0	2	5	0	0	0	0	0	0	0
@DET 10/16	L	1/1	3	24	8.0	15	0	3	2	0.7	8	0	1	1	2	2	0	0	0	0	0	0	0
NYG 10/23		0/0	0	0	0.0	-	0	0	0	0.0	-	0	0	0	0	0	0	0	0	0	0	0	0
CAR 11/6		0/0	0	0	0.0	-	0	0	0	0.0	-	0	0	0	0	0	0	0	0	0	0	0	0
@NYJ 11/13		0/0	0	0	0.0	-	0	0	0	0.0	-	0	0	0	0	0	0	0	0	0	0	0	0
MIA 11/20		0/0	0	0	0.0	-	0	0	0	0.0	-	0	0	0	0	0	0	0	0	0	0	0	0
@NO 11/27		0/0	0	0	0.0	-	0	0	0	0.0	-	0	0	0	0	0	0	0	0	0	0	0	0
@NE 12/4		0/0	0	0	0.0	-	0	0	0	0.0	-	0	0	0	0	0	0	0	0	0	0	0	0
ATL 12/11		0/0	0	0	0.0	-	0	0	0	0.0	-	0	0	0	0	0	0	0	0	0	0	0	0
@SEA 12/15		0/0	0	0	0.0	-	0	0	0	0.0	-	0	0	0	0	0	0	0	0	0	0	0	0
SF 12/24		0/0	0	0	0.0	-	0	0	0	0.0	-	0	0	0	0	0	0	0	0	0	0	0	0
ARI 1/1/17		0/0	0	0	0.0	-	0	0	0	0.0	-	0	0	0	0	0	0	0	0	0	0	0	0
TOTALS	3-2	5/5	23	218	9.5	43t	1	9	50	5.6	14	0	10	9	114	47	0	1	5	5.0	5	0	

2015 ST. LOUIS RAMS

Game	W/L	G/S	Receiving					Rushing					Returns										
			No	Yds	Avg	Lg	TD	Att	Yds	Avg	Lg	TD	PR	FC	YDS	LG	TD	KR	YDS	AVG	LG	TD	
SEA 9/13	W	1/1	2	-2	-1.0	7	0	4	17	4.3	16t	1	2	1	85	75t	1	0	0	0.0	0	0	0
@WAS 9/20	L	1/1	1	6	6.0	6	0	4	40	10.0	16	0	0	0	0	0	0	0	0	0.0	0	0	0
PIT 9/27	L	1/1	5	38	7.6	12	0	0	0	0.0	0	0	3	1	32	20	0	0	0	0.0	0	0	0
@ARI 10/4	W	1/1	6	96	16.0	47	2	2	20	10.0	12	0	0	0	0	0	0	0	0	0.0	0	0	0
@GB 10/11	L	1/1	2	6	3.0	5	1	3	22	7.3	15	0	2	0	4	6	0	0	0	0.0	0	0	0
CLE 10/25	W	1/1	4	43	10.8	20	0	1	21	21.0	21	0	2	2	15	11	0	0	0	0.0	0	0	0
SF 11/1	W	1/1	4	98	24.5	66t	1	3	21	7.0	13	1	3	1	-0.3	2	0	1	6	6.0	6	0	0
@MIN 11/8	L	1/1	4	15	3.8	10	0	8	66	8.3	22	0	4	0	27	12	0	0	0	0.0	0	0	0
CHI 11/15	L	1/1	2	5	2.5	4	0	3	18	6.0	12	0	3	1	16	10	0	0	0	0.0	0	0	0
@BAL 11/22	L	1/1	1	5	5.0	5	0	1	16	16.0	16	0	4	2	2	3	0	0	0	0.0	0	0	0
@CIN 11/29	L	1/1	6	33	5.5	0	0	4	63	15.8	60	1	2	1	9	9	0	0	0	0.0	0	0	0
ARI 12/6	L	1/1	1	24	24.0	24	0	2	14	7.0	12	0	2	1	38	29	0	1	3	3.0	3	0	0
DET 12/13	W	1/1	3	19	6.3	14	0	4	40	10.0	20	0	3	1	11	0	0	0	0	0.0	0	0	0
TB 12/17	W	1/1	3	41	13.7	17t	1	4	32	8.0	21t	1	0	0	0	0	0	0	0	0.0	0	0	0
@SEA 12/27	W	1/0	3	16	5.3	16	0	3	12	4.0	8	0	2	1	24	21	0	0	0	0.0	0	0	0
@SF 1/3/16	L	1/0	5	30	6.0	10	0	6	32	5.3	13	0	2	1	6	6	0	0	0	0.0	0	0	0
TOTAL	7-9	16/14	52	473	9.1	66t	5	52	434	8.3	60	4	34	15	268	75t	1	2	9	4.5	6	0	

TAVON AUSTIN GAME-BY-GAME STATISTICS CONTINUED

2014 ST. LOUIS RAMS

Game	W/L	G/S	Receiving					Rushing					Returns										
			No	Yds	Avg	Lg	TD	Att	Yds	Avg	Lg	TD	PR	FC	YDS	LG	TD	KR	YDS	AVG	LG	TD	
MIN 9/7	L	1/0	3	34	11.3	28	0	3	5	1.7	5	0	5	0	24	19	0	0	0	0.0	0	0	
@TB 9/14	W	1/0	0	0	0.0	0	0	2	21	10.5	18	0	1	0	-1	-1	0	0	0	0.0	0	0	
DAL 9/21	L										Inactive												
PHI 10/5	L	1/0	2	33	16.5	22	0	0	0	0.0	0	0	2	0	7	4	0	0	0	0.0	0	0	
SF 10/13	L	1/1	4	35	8.8	9	0	3	16	5.3	8	0	2	3	12	12	0	0	0	0.0	0	0	
SEA 10/19	W	1/0	2	9	4.5	5	0	5	16	3.2	8	0	1	2	-1	-1	0	1	8	8.0	8	0	
@KC 10/26	L	1/0	2	12	6.0	9	0	2	7	3.5	4	0	2	1	42	38	0	1	11	11.0	11	0	
@SF 11/2	W	1/1	2	11	5.5	7	0	2	7	3.5	4	0	3	0	26	11	0	0	0	0.0	0	0	
@ARI 11/9	L	1/1	2	20	10.0	17	0	1	10	10.0	10	0	2	4	4	3	0	0	0	0.0	0	0	
DEN 11/16	W	1/1	2	10	5.0	5	0	2	11	5.5	9	0	2	3	13	10	0	0	0	0.0	0	0	
@SD 11/23	L	1/1	3	11	3.7	6	0	3	27	9.0	15	1	2	1	44	38	0	0	0	0.0	0	0	
OK 11/30	W	1/0	2	11	5.5	6	0	2	24	12.0	18t	1	4	2	19	10	0	0	0	0.0	0	0	
@WAS 12/7	W	1/1	2	14	7.0	9	0	5	46	9.2	18	0	4	0	143	78t	1	0	0	0.0	0	0	
ARI 12/11	L	1/1	2	14	7.0	10	0	1	8	8.0	8	0	2	4	-2	2	0	0	0	0.0	0	0	
NYG 12/21	L	1/0	1	15	15.0	15	0	3	25	8.3	19	0	3	0	61	47	0	0	0	0.0	0	0	
@SEA 12/28	L	1/1	2	13	6.5	7	0	2	1	0.5	2	0	0	3	0	0	0	0	0	0.0	0	0	
TOTAL		6-10	15/8	31	242	7.8	28	0	36	224	6.2	19	2	35	23	391	78t	1	2	19	9.5	11	0

2013 ST. LOUIS RAMS

Game	W/L	G/S	Receiving					Rushing					Returns										
			No	Yds	Avg	Lg	TD	Att	Yds	Avg	Lg	TD	PR	FC	YDS	LG	TD	KR	YDS	AVG	LG	TD	
ARI 9/8	W	1/0	6	41	6.8	14	0	1	-1	-1	-1	0	1	1	1	0	0	0	0	0.0	0	0	
@ATL 9/15	L	1/1	6	47	7.8	11	2	2	8	4.0	7	0	4	1	6	5	0	0	0	0.0	0	0	
@DAL 9/22	L	1/1	6	30	5.0	9	0	1	3	3.0	3	0	2	0	16	10	0	0	0	0.0	0	0	
SF 9/26	L	1/0	2	6	3.0	4	0	0	0	0.0	0	0	6	1	19	14	0	0	0	0.0	0	0	
JAC 10/6	W	1/0	3	32	10.7	25	0	0	0	0.0	0	0	4	0	15	11	0	0	0	0.0	0	0	
@HOU 10/13	W	1/0	1	3	3.0	3	0	0	0	0.0	0	0	0	0	0	0	0	0	0	0.0	0	0	
@CAR 10/20	L	1/0	5	39	7.8	24	0	0	0	0.0	0	0	3	0	26	20	0	2	47	23.5	32	0	
SEA 10/28	L	1/0	2	9	4.5	12	0	0	0	0.0	0	0	3	2	7	7	0	3	79	26.3	32	0	
TEN 11/3	L	1/0	0	0	0.0	0	0	1	6	6.0	6	0	3	1	33	25	0	1	25	25.0	25	0	
@IND 11/10	W	1/0	2	138	69.0	81t	2	1	4	4.0	4	0	4	2	145	98t	1	1	27	27.0	27	0	
CHI 11/24	W	1/0	2	39	19.5	32	0	1	65	65.0	65t	1	1	1	1	1.0	0	1	24	24.0	24	0	
@SF 12/1	L	1/1	4	25	6.3	8	0	1	10	10.0	10	0	1	1	10	10	0	4	67	16.8	20	0	
@ARI 12/8	L	1/0	1	9	9.0	9	0	1	56	56.0	56	0	1	1	1	1	0	4	95	23.8	32	0	
NO 12/15	W										Inactive												
TB 12/22	W										Inactive												
@SEA 12/29	L										Inactive												
TOTAL		7-9	13/3	40	418	10.5	81t	4	9	151	16.8	65t	1	33	11	280	98t	1	18	398	21.1	32	0



61 | TIM BARNES

Position:	Center
Ht./Wt.:	6-4/300
Birth Date:	5/14/88
College:	Missouri
Hometown:	Longwood, Mo.
Experience:	5th year (5th Rams)
Acquired:	FA-2011

Career GP/GS (Playoffs): 67/26 (0/0)



TRANSACTIONS: Re-signed with the Rams (3/9/16)...signed free agent contract with the Rams (3/31/15)...signed an exclusive rights tender with St. Louis (5/6/13)...signed to the Rams' active roster (9/14/12), after being released from the practice squad... signed to a reserve/future contract (1/2/11), after being signed to the practice squad (9/13/11)...released from Baltimore (9/3/11), after originally signing with the Ravens (7/28/11).

PRO: Fifth-year pro has competed in 67 games with 26 starts...started all 16 games at center in the 2015 season...helped opened up rushing lanes for rookie RB Todd Gurley to rush for 1,108 yards in 13 games.

2016 SEASON: Week 1 at San Francisco (9/12): Started the season opener at San Francisco at center...**Week 2 vs. Seattle (9/18):** Started at center in the club's home opener...**Week 3 at Tampa Bay (9/25):** Started at center...helped pave the way for the offense to rush for 137 yards and two touchdowns... **Week 4 at Arizona (10/2):** Started at center...**Week 5 vs. Buffalo (10/9):** Started at center... **Week 6 at Detroit (10/16):** Started at center...part of an offensive line that helped block for three touchdowns.

2015 SEASON: Started 16 games at center...part of an offensive line that allowed only 18 sacks, the fewest in the NFL...**at Seattle (12/27):** Recovered two critical offensive fumbles to help secure the win...**vs. Tampa Bay (12/17):** Blocked for four offensive scores...**vs. Detroit (12/13):** Started at center...helped open running lanes for RB Todd Gurley to rush for 140 yards... **vs. Cleveland (10/25):** Helped open up running lanes for RB Todd Gurley to rush for 128 yards...**at Arizona (10/4):** Started at center...helped block for three receiving touchdowns...**vs. Seattle (9/13):** Started at center...helped block for 352 total net yards.

2014 SEASON: Saw action in 14 games on offense and on special teams...**vs. New York Giants (12/21):** Saw action on special teams...returned one kickoff for seven yards.

2013 SEASON: Played in 16 games...started at center for an injured Scott Wells Weeks 14 through 17...**at Arizona (12/8):** Made his first NFL start at center...**vs. New Orleans (12/15):** Started at center...helped block for RB Zac Stacy to record 133 yards on 28 carries...**vs. Tampa Bay (12/22):** Started at center...part of an offensive line that helped RB Zac Stacy rack up his second consecutive game with 100-plus rushing yards.

2012 SEASON: Saw action in 15 games on offense and special teams...**vs. Washington (9/17):** Saw his first NFL action on special teams.

COLLEGE: Made all 13 starts for the Tigers at center as a senior in 2009...part of an offensive line that gave up just 20 sacks in 13 games on the season (467 passing attempts in all)...named to the watch list for the Rimington Award, which is given to the nation's top offensive lineman... earned Team Underclassmen Leadership Award...earned All-Big 12 Honorable Mention recognition from league coaches in 2008...also earned honorable mention All-Big 12 (Coaches) and Spring Team Most Improved Offensive Lineman...in 2007, made the move to center before the season, where he served as understudy for Rimington finalist Adam Spieker...an excellent student who earned second-team Academic All-Big 12 honors for his work in the classroom...redshirted in his first season in the program in 2006, working as part of the practice squad...one of the most highly-coveted high school prospects in the state of Missouri who was an early commitment to Mizzou, the summer prior to his junior season...ranked as the No. 4 overall prospect in the state of Missouri by Rivals, and as the No. 23 offensive guard prospect in the nation...majored in history.

PERSONAL: Earned numerous All-State, all-conference and all-district honors during his career at Pettis County Northwest High School in Hughesville, Mo...excellent all-around athlete who was a four-year letter winner in basketball and a two-year letterman in baseball, in addition to his exploits on the gridiron...also earned 1st-Team all-conference and all-district honors in basketball, as well...parents are Jeff and Becky Barnes...participated in numerous community events, including the Taste of the NFL, Urban League Turkey Distribution and Rams ReciPEs...married to Lindsay with two children: Madeline and son Jackson and a dog, Oscar.

BARNES' Games Played Stats: RAMS 2016 (6/6), 2015 (16/16), 2014 (14/0), RAMS 2013 (16/4), 2012 (15/0). **TOTAL: (67/26).**



26 | MARK BARRON

Position:	Linebacker/Safety
Ht./Wt.:	6-2/213
Birth Date:	10/27/89
College:	Alabama
Hometown:	Mobile, Ala.
Experience:	5th year (3rd Rams)
Acquired:	T(TB)-'14

Career GP/GS (Playoffs): 68/57 (0/0)



TRANSACTIONS: Acquired by the St. Louis Rams via trade in exchange for undisclosed draft picks (10/29/14)...originally selected by the Tampa Bay Buccaneers in the first round of the 2012 draft (7th overall).

PRO: Fifth-year pro...joined the Rams in 2014 and has played in 31 games with 20 starts....started all 37 games he played in with the Bucs, totaled 225 tackles, 19 passes defended, three interceptions, one forced fumble, two fumble recoveries and two sacks during his career in Tampa Bay...started in his NFL debut against Carolina (9/9/12).

2016 SEASON: Week 1 at San Francisco (9/12): Started at weak safety...tallied two solo tackles and two passes defended...
Week 2 vs. Seattle (9/18): Started at weak safety...led the team with 13 total tackles (10 solo)... **Week 3 at Tampa Bay (9/25):** Started at weak safety...tallied nine total tackles (eight solo)...picked off a QB Jameis Winston pass and returned it seven yards...
Week 4 at Arizona (10/2): Started at safety...recorded eight tackles (seven solo)...intercepted QB Drew Stanton to help seal the victory for his second interception in as many weeks, the first time in his career with picks in back-to-back games...**Week 5 vs. Buffalo (10/9):** Started at safety...tied for the team lead with 10 tackles (nine solo)...added one quarterback pressure...**Week 6 at Detroit (10/16):** Started at safety...finished tied for second on the team with 10 tackles (five solo)...added one quarterback pressure...also had one special teams tackle.

2015 SEASON: In his first full season with the Rams, he played in 16 games and started 12...finished the season as the team's leading tackler with 135 (107 solo)...also had 1.0 sack, five passes defended and four forced fumbles...marked the first season that he registered triple digit tackles in his NFL career...**at Seattle (12/27):** Started at safety...caused FB Will Tukuafu to fumble, which was scooped up by LB Akeem Ayers and returned 45 yards for a touchdown...registered three solo tackles...left the game due to concussion protocol in the second quarter and did not return...**vs. Detroit (12/13):** Started at safety...led the team in tackles with 14 (13 solo)...**vs. Arizona (12/6):** Started on defense...led the team in tackles with 10 (nine solo), ..added one pass defended and one forced fumble...**at Baltimore (11/22):** Saw action on defense and special teams...notched 11 tackles (nine solo)...**vs. Chicago (11/15):** Started on defense...led the team in tackles with 10 (eight solo)...**vs. San Francisco (11/1):** Started on defense...led the team in tackles for the second-consecutive week with 11 (10 solo)...also had one pass defended...made one special teams tackle...**vs. Cleveland (10/25):** Started at linebacker...notched a career-high 19 tackles (16 solo)...also had two forced fumbles...**at Green Bay (10/11):** Started at linebacker...tipped a pass from Packers QB Aaron Rodgers, which was intercepted by LB James Laurinatis to end Rodgers' streak of 586 consecutive passes at Lambeau without an interception...also notched six tackles (four solo) and three passes defended...**at Arizona (10/4):** Saw action on defense and special teams...registered five tackles (four solo)...forced a fumble on the opening kickoff, marked his second forced fumble of his career...**vs. Pittsburgh (9/27):** Saw action on defense and special teams...sacked Steelers QB Ben Roethlisberger for a 6-yard loss...marked his fourth sack as a Ram, and his sixth career.

2014 SEASON (ST. LOUIS): Acquired by the St. Louis Rams via trade from the Tampa Bay Buccaneers in exchange for undisclosed draft picks (10/29/14)...posted 23 tackles (16 solo), a single-season high 3.0 sacks, and one pass defended in nine games as a Ram...**at San Francisco (11/2):** Made his Rams debut...saw action on special teams...notched one special teams tackle...**at Arizona (11/9):** Saw action on defense and on special teams...tallied six tackles (four solo) and recorded his first sack as a Ram...**vs. Oakland (11/30):** Recorded his first start as a Ram at cornerback....recorded four tackles (two solo)...posted one pass defended...**at Washington (12/7):** Saw action on defense and on special teams...notched three tackles (two solo) and 1.0 sack...tallied one special teams tackle...**at Seattle (12/28):** Saw action on defense and on special teams...notched 1.0 sack...

2014 SEASON (TAMPA BAY): Started seven-of-seven games with the Bucs...made 48 tackles (34 solo)...**vs. Baltimore (10/12):** Posted seven tackles...**at New Orleans (10/5):** Recorded nine tackles and tied a career-high with two passes defended...**at Pittsburgh (9/28):** Notched seven tackles...**at Atlanta (9/18):** Tallied seven tackles and one fumble recovery...**vs. St. Louis (9/14):** Registered eight tackles and one pass defended...**vs. Carolina (9/7):** Recorded seven tackles.

2013 SEASON: One of three defensive backs and 22 NFL players with 85-plus tackles, 2-plus interceptions and 2-plus sacks...ranked third on the Bucs with 88 tackles, including three for loss, two sacks, two interceptions, six passes defended and one fumble recovery...his two sacks were the most by a Buccaneers safety since Dexter Jackson recorded 2.5 in 2001...**vs. New Orleans (9/15):** Recorded a career-high 13 tackles, including one for loss, first career half-sack and a pass defended...**at New England (9/22):** Led team with 11 tackles and added an interception and half-sack...**at Seattle (11/3):** Led team with 11 (10 solo) tackles and an interception

COLLEGE: One of four Alabama players to be selected in the first round of the 2012 Draft, tying a school record set in 2011... second safety in Alabama football history to be selected in the first round, joining George Teague (29th overall in 1993)...two-time team captain that started 39-of-53 games played (2008-11), including every game he played in his sophomore, junior and senior seasons...recorded 237 career tackles to go with 12 interceptions, 22 passes defended, 13 tackles for loss, 5.0 sacks, seven quarterback pressures, one forced fumble and one fumble recovery...his 12 interceptions rank tied for the eighth-most in school history...two-time first-team All-American...three-time All-SEC Selection...as a senior, started all 13 games at safety, ranking second on the team with 68 tackles to go with two interceptions, one sack, five tackles for loss and one fumble recovery...led defense that finished ranked first nationally in total defense (183.6 ypg), scoring defense (8.2 ppg), rushing defense (72.2 ypg), pass efficiency defense (83.7) and pass defense (111.5), just the second defense (1986 Oklahoma) to ever accomplish that feat... named Alabama Defensive Player of the Week seven times by coaches...unanimous first-team All-American (AFCA, Associated Press, FWAA, Walter Camp, Sporting News, ESPN.com, SI.com, Rivals.com and Pro Football Weekly)...finalist for both the Jim Thorpe Award (Top Defensive Back) and Chuck Bednarik Award (Top Defensive Player)...started all 12 games he played at safety as a junior, leading the team with 75 tackles, including 54 solo...semifinalist for the Thorpe Award and a quarterfinalist for the Lott Trophy (Defensive IMPACT Player of the Year)...First-team FWAA All-American...First-team All-SEC selection by league coaches and the Associated Press...six-time Alabama Defensive Player of the Week by coaching staff...as a sophomore, started all 14 games of the season at safety, ranking eighth nationally and first in the SEC with seven interceptions and second on the team with 76 tackles...seven interceptions tied for fourth-most in single season in team history...led the SEC – along with teammate Marquis Johnson – and ranked sixth nationally in passes defended with 18...first-team All-SEC selection and a third-team All-American by the Associated Press.

PERSONAL: Attended St. Paul's Episcopal High School (Mobile, Ala.)...SuperPrep and Scout.com regarded him as the eighth-best player in the state of Alabama, as he earned a five-star prospect ranking and was named first-team All-American by Scout.com during his senior campaign...during his senior season, he rushed for 1,094 yards on 122 carries with 15 touchdowns, and closed out his career when he was named the MVP of the 2007 Class 5A state championship game...had 785 yards rushing as a junior on 78 carries and added 368 receiving yards on 23 catches, scoring a total of 12 touchdowns...in addition to playing football, Barron also competed in track and field, where he won multiple Class 5A individual state titles in events ranging from shot put to long jump during the 2008 season...son of Mark Sellers and Michelle Barron...attended the Buccaneers' 2013 Draft Party, presented by Miller Lite, greeting fans and signing autographs...participated in the annual "Chalk Talk with the Buccaneers" chamber of commerce luncheon in September 2012, greeting fans and speaking on the excitement for the 2012 season...in June 2012, visited MacDill Air Force Base to tour a hurricane aircraft, witness a military dog training session, and thank civilian workers and active duty military for their service...along with the 2012 rookie class, visited St. Joseph's Children's Hospital to greet patients recovering from injury and illness...majored in consumer affairs.

MARK BARRON NFL STATISTICS

		REGULAR SEASON															
Year	Team	G/S	Tackles					Yds	Interceptions				TD	PD	Fumbles		
			Total	Solo	Asst	Sk	Yds		Int	Yds	Lg	FF			FR	Yds	
2012	Tampa Bay	16/16	89	72	17	0.0	0.0	1	12	12	0	0	10	1	0	0	
2013	Tampa Bay	14/14	88	70	18	2.0	9.5	2	0	0	0	6	0	1	0		
2014	Tampa Bay	7/7	48	34	14	0.0	0.0	0	0	0	0	3	0	1	8		
2014	RAMS	9/2	23	16	7	3.0	16.0	0	0	0	0	1	0	0	0		
2015	RAMS	16/12	135	107	28	1.0	5.0	0	0	0	0	5	4	0	0		
2016	RAMS	6/6	52	41	11	0.0	0.0	2	8	7	0	4	0	0	0		
Total		68/57	435	340	100	6.0	30.5	5	20	12	0	29	5	2	8		

ADDITIONAL CAREER STATISTICS: Special Teams Tackles: RAMS 2016 (1), 2015 (2), 2014 (5), Bucs 2014 (1). Forced one fumble on special teams on kickoff (at Arizona, 10/4/15).

SINGLE GAME HIGHS
Tackles: 19, vs. Cleveland (10/25/15)
Passes Defended: 3, at Green Bay (10/11/15)
Interceptions: 1, five times, last at Arizona (10/2/16)
Sacks: 1.0, many times, last vs. Pittsburgh (9/27/15)

MARK BARRON GAME-BY-GAME STATISTICS

2016 LOS ANGELES RAMS

Game	W/L	P/S	T	S	A	Sk	Yds	Int	Yds Lg	TD	PD	FF	FR	Yds
@SF 9/12*	L	1/1	2	2	0	0.0	0	0	0	0	2	0	0	0
SEA 9/18	W	1/1	13	10	3	0.0	0	0	0	0	0	0	0	0
@TB 9/25	W	1/1	9	8	1	0.0	0	1	7	7	0	2	0	0
@ARI 10/2	W	1/1	8	7	1	0.0	0	1	1	1	0	0	0	0
BUF 10/9	L	1/1	10	9	1	0.0	0	0	0	0	0	0	0	0
@DET 10/16	L	1/1	10	5	5	0.0	0	0	0	0	0	0	0	0
NYG 10/23	-	0/0	0	0	0	0.0	0	0	0	0	0	0	0	0
CAR 11/6	-	0/0	0	0	0	0.0	0	0	0	0	0	0	0	0
@NYJ 11/13	-	0/0	0	0	0	0.0	0	0	0	0	0	0	0	0
MIA 11/20	-	0/0	0	0	0	0.0	0	0	0	0	0	0	0	0
@NO 11/27	-	0/0	0	0	0	0.0	0	0	0	0	0	0	0	0
@NE 12/4	-	0/0	0	0	0	0.0	0	0	0	0	0	0	0	0
ATL 12/11	-	0/0	0	0	0	0.0	0	0	0	0	0	0	0	0
@SEA 12/15	-	0/0	0	0	0	0.0	0	0	0	0	0	0	0	0
SF 12/24	-	0/0	0	0	0	0.0	0	0	0	0	0	0	0	0
ARI 11/17	-	0/0	0	0	0	0.0	0	0	0	0	0	0	0	0
TOTAL	3-3	6/6	52	41	11	0.0	0	2	8	7	0	4	0	0

2015 ST. LOUIS RAMS

Game	W/L	P/S	T	S	A	Sk	Yds	Int	Yds Lg	TD	PD	FF	FR	Yds
SEA 9/13	W	1/0	5	3	2	0.0	0	0	0	0	0	0	0	0
@WASH 9/20	L	1/0	6	5	1	0.0	0	0	0	0	0	0	0	0
PIT 9/27	L	1/0	3	3	0	1.0	5.0	0	0	0	0	0	0	0
@ARI 10/4	W	1/0	5	4	1	0.0	0	0	0	0	0	0	0	0
@GB 10/11	L	1/1	6	4	2	0.0	0	0	0	0	0	3	0	0
CLEV 10/25	W	1/1	19	16	3	0.0	0	0	0	0	0	0	2	0
SF 11/1	W	1/1	11	10	1	0.0	0	0	0	0	0	1	0	0
@MINN 11/8	L	1/1	8	7	1	0.0	0	0	0	0	0	0	0	0
CHI 11/15	L	1/1	10	8	2	0.0	0	0	0	0	0	0	0	0
@BAL 11/22	L	1/1	11	9	2	0.0	0	0	0	0	0	0	0	0
@CIN 11/29	L	1/1	11	4	7	0.0	0	0	0	0	0	0	0	0
ARI 12/6	L	1/1	10	9	1	0.0	0	0	0	0	0	1	1	0
DET 12/13	W	1/1	14	13	1	0.0	0	0	0	0	0	0	0	0
TB 12/17	W	1/1	8	6	2	0.0	0	0	0	0	0	0	0	0
@SEA 12/27	W	1/1	3	3	0	0.0	0	0	0	0	0	0	1	0
@SF 1/3/16	L	1/1	5	3	2	0.0	0	0	0	0	0	0	0	0
TOTAL	7-9	16/12	135	107	28	1.0	5.0	0	0	0	0	5	4	0

2014 ST. LOUIS RAMS

Game	W/L	P/S	T	S	A	Sk	Yds	Int	Yds Lg	TD	PD	FF	FR	Yds
MIN 9/7														
@TB 9/14														
DAL 9/21														
PHI 10/5														
SF 10/13														
SEA 10/19														
@KC 10/26														
@SF 11/2	W	1/0	0	0	0	0.0	0	0	0	0	0	0	0	0
@ARI 11/9	L	1/0	6	4	2	1.0	7	0	0	0	0	0	0	0
DEN 11/16	W	1/0	1	1	0	0.0	0	0	0	0	0	0	0	0
@SD 11/23	L	1/0	2	1	1	0.0	0	0	0	0	0	0	0	0
OAK 11/30	W	1/1	4	2	2	0.0	0	0	0	0	1	0	0	0
@WAS 12/7	W	1/0	3	2	1	1.0	7	0	0	0	0	0	0	0
ARI 12/11	L	1/0	2	1	1	0.0	0	0	0	0	0	0	0	0
NYG 12/21	L	1/1	5	5	0	0.0	0	0	0	0	0	0	0	0
@SEA 12/28	L	1/0	0	0	0	1.0	2	0	0	0	0	0	0	0
TOTAL	4-5	9/2	23	16	7	3.0	16	0	0	0	1	0	0	0

2013 TAMPA BAY BUCCANEERS

Game	W/L	P/S	T	S	A	Sk	Yds	Int	Yds Lg	TD	PD	FF	FR	Yds
@NYJ 9/8	L	1/1	4	3	1	0.0	0	0	0	0	0	0	0	0
NO 9/15	L	1/1	13	10	3	0.5	4	0	0	0	1	0	0	0
@NE 9/22	L	1/1	11	8	3	0.5	4.5	1	0	0	1	0	0	0
ARI 9/26	L	1/1	2	1	1	0.0	0	0	0	0	0	0	0	0
PHI 10/13	L	1/1	5	4	1	0.0	0	0	0	0	0	0	0	0
@ATL 10/20	L	1/1	2	1	1	0.0	0	0	0	0	0	0	0	0
CAR 10/24	L	1/1	7	6	1	0.0	0	0	0	0	0	0	0	0
@SEA 11/3	L	1/1	11	10	1	0.0	0	1	0	0	0	2	0	0
MIA 11/11	W	1/1	5	5	0	0.0	0	0	0	0	0	0	0	0
ATL 11/17	W	1/1	5	5	0	0.0	0	0	0	0	0	1	0	1
@DET 11/24	W	1/1	7	6	1	0.0	0	0	0	0	0	0	0	0
@CAR 12/1	L	1/1	10	5	5	0.0	0	0	0	0	0	0	0	0
BUF 12/8	W	1/1	4	4	0	1.0	1	0	0	0	0	0	0	0
SF 12/15	L	1/1	2	2	0	0.0	0	0	0	0	0	1	0	0
@STL 12/22														
@NO 12/29														
TOTAL	4-12	14/14	88	70	18	2.0	9.5	2	0	0	0	6	0	1

2014 TAMPA BAY BUCCANEERS

Game	W/L	P/S	T	S	A	Sk	Yds	Int	Yds Lg	TD	PD	FF	FR	Yds
CAR 9/7	L	1/1	7	5	2	0.0	0	0	0	0	0	0	0	0
STL 9/14	L	1/1	8	6	2	0.0	0	0	0	0	1	0	0	0
@ATL 9/18	L	1/1	7	6	1	0.0	0	0	0	0	0	0	1	8
@PIT 9/28	W	1/1	7	5	2	0.0	0	0	0	0	0	0	0	0
@NO 10/5	L	1/1	9	6	3	0.0	0	0	0	0	2	0	0	0
BAL 10/12	L	1/1	7	4	3	0.0	0	0	0	0	0	0	0	0
MIN 10/26	L	1/1	3	2	1	0.0	0	0	0	0	0	0	0	0
TOTAL	1-6	7/7	48	34	14	0.0	0	0	0	0	3	0	1	8

2012 TAMPA BAY BUCCANEERS

Game	W/L	P/S	T	S	A	Sk	Yds	Int	Yds Lg	TD	PD	FF	FR	Yds
CAR 9/9	W	1/1	3	3	0	0.0	0	0	0	0	2	0	0	0
@NYG 9/14	L	1/1	10	6	4	0.0	0	0	0	0	2	0	0	0
@DAL 9/23	L	1/1	6	6	0	0.0	0	0	0	0	1	0	0	0
WAS 10/30	L	1/1	8	7	1	0.0	0	0	0	0	0	1	0	0
KC 10/14	W	1/1	8	6	2	0.0	0	1	12	12	0	1	0	0
NO 10/21	L	1/1	7	6	1	0.0	0	0	0	0	1	0	0	0
@MIN 10/25	W	1/1	2	1	1	0.0	0	0	0	0	0	0	0	0
@OAK 11/4	W	1/1	4	2	2	0.0	0	0	0	0	0	0	0	0
SD 11/11	W	1/1	6	6	0	0.0	0	0	0	0	1	0	0	0
@CAR 11/18	W	1/1	3	3	0	0.0	0	0	0	0	0	0	0	0
ATL 11/25	L	1/1	5	4	1	0.0	0	0	0	0	0	0	0	0
@DEN 12/2	L	1/1	4	3	1	0.0	0	0	0	0	0	0	0	0
PHI 12/9	L	1/1	3	2	1	0.0	0	0	0	0	0	0	0	0
@NO 12/16	L	1/1	10	8	2	0.0	0	0	0	0	1	0	0	0
STL 12/23	L	1/1	8	7	1	0.0	0	0	0	0	0	0	0	0
@ATL 12/30	W	1/1	2	2	0	0.0	0	0	0	0	1	0	0	0
TOTAL	7-9	16/16	89	72	17	0.0	0	1	12	12	0	10	1	0



18 | KENNY BRITT

Position:	Wide Receiver
Ht./Wt.:	6-3/223
Birth Date:	9/18/88
College:	Rutgers
Hometown:	Bayonne, N.J.
Experience:	8th year (3rd Rams)
Acquired:	UFA(TEN)-2014
Career GP/GS (Playoffs): 95/63 (0/0)	



TRANSACTIONS: Signed contract extension with St. Louis (3/18/15)...signed with the Rams (4/1/14)...selected by the Tennessee Titans in the first round (30th overall) of the 2009 NFL Draft.

PRO: Eight-year NFL veteran, leads the Rams with 30 receptions for 492 yards in 2016...completed his second as a Ram in 2015...led the Rams in receiving yards with 681 on 36 catches and three touchdowns in 2015...finished the '15 season with an 18.9 yards per catch average, second in the NFL in yards/reception...notched a career-high 48 catches in 2014...in Britt's first two seasons (2009–2010), he led the Titans with a total of 1,476 receiving yards and tied for the team lead with 12 touchdown receptions...in that period of time, he ranked sixth in the NFL with a 17.6-yard receiving average. He began his third season on a torrid pace, catching 17 passes for 289 yards and three touchdowns before tearing his right ACL and MCL in the team's fourth game...in the first two games of 2011, Britt's 271 combined receiving yards ranked second in franchise history through the first two weeks of the season, trailing only Charley Hennigan's 347 in 1962...with 701 receiving yards as a rookie and 775 yards in 2010, Britt became the first Titans/Oilers player since Chris Sanders (1995–1996) to lead the squad in receiving yards in each of his first two seasons...recorded one of the best receiving games in Titans' franchise annals against the Eagles on Oct. 24, 2010, when he caught seven passes for 225 yards and three touchdowns...his yardage total ranked fifth in team history...in 2009, his rookie receiving yardage total (701 yards) ranked fifth in franchise rookie history and was the highest by a Titans rookie receiver since Chris Sanders' 823 yards in 1995.

2016 SEASON: Week 1 at San Francisco (9/12): Started at wide receiver...hauled in four receptions for 67 yards (16.8 avg.), including two 22-yard receptions from Keenum...led the team in receptions with four for 67 yards...**Week 2 vs. Seattle (9/18):** Led the team in both receptions (six) and receiving yards (94) in the club's home opener...**Week 3 at Tampa Bay (9/25):** Started at wide receiver...caught four passes for 38 yards... **Week 4 at Arizona (10/2):** Started at wide receiver...led the team in receiving yards with 82 on four receptions...**Week 5 vs. Buffalo (10/9):** Started at wide receiver...hauled in five receptions for a team-high 75 yards, including a long of 28... **Week 6 at Detroit (10/16):** Started at wide receiver...set season highs with seven receptions for 136 yards and two touchdowns...had two receptions of 40 or more yards...marked his first multi-touchdown game as a Ram and third career.

2015 SEASON: Started 13 of 16 games at wide receiver...led the team in receiving yards with 681 on 36 catches and three touchdowns...finished the season with an 18.9 yards per catch average which ranked second in the NFL...**at Seattle (12/27):** Hauled in a 28-yard touchdown reception from QB Case Keenum...marked his third touchdown of the season and second consecutive game with a score...**vs. Tampa Bay (12/17):** Notched a 60-yard touchdown pass from Keenum...marked the fourth longest catch of his career...**at Minnesota (11/8):** Tallied a 55-yard reception from QB Nick Foles...added a 23-yard reception to push his explosive receptions to six this season...led the team in receiving yards with 87 on three catches...**vs. Cleveland (10/25):** Hauled in a 41-yard reception to the Browns' 1-yard line, marked his longest reception of the season and set-up a RB Todd Gurley touchdown on the next play...**vs. Pittsburgh (9/27):** Registered his first 100-yard receiving game of the season, hauling in seven passes for 102 yards...marked his third 100-yard receiving game as a Ram and was his second-highest total in catches as a Ram...**at Washington (9/20):** Recorded a 40-yard touchdown reception from QB Nick Foles...marked his second longest touchdown reception as a Ram.

2014 SEASON: Collected a career-high 48 catches for 748 yards and three touchdowns...**vs. New York Giants (12/21):** Started at wide receiver...led the team in receptions with nine and 103 yards...his nine catches was his season high...the last time he posted nine catches was when he was a member of the Titans vs. Baltimore (9/18/11)...marked his second 100-yard receiving performance as a Ram...**vs. Arizona (12/11):** Started at wide receiver...recorded five receptions for 65 yards...**vs. Denver (11/16):** Started at wide receiver...hauled in four passes for 128 yards, his best as a Ram... marked the first 100-yard receiver for the Rams...his 63-yard touchdown pass was the longest reception by a Ram in 2014...**at San Francisco (11/2):** Started at wide receiver...hauled in two passes for 32 yards and one touchdown...**at Philadelphia (10/5):** Saw action at wide receiver...hauled in three catches for 68 yards...caught his first touchdown as a Ram in the fourth quarter on a 30-yard pass from QB Austin Davis...**vs. Dallas (9/21):** Saw action at wide receiver...notched five catches for 69 yards...had one rush for 2 yards...**at Tampa Bay (9/14):** Saw action at wide receiver...made his first catch as a Ram for 17 yards...had one rush for 12 yards.

2013 SEASON: Played in 12 games with three starts at wide receiver and caught 11 passes for 96 yards...**at Pittsburgh (9/8):** Started at wide receiver and caught one pass for 15 yards...**at Houston (9/15):** Started at wide receiver and hauled in four receptions for 28 yards.

2012 SEASON: Appeared in 14 games with 11 starts and tied for the team lead with four receiving touchdowns...ranked third on the team with 45 receptions and 589 receiving yards...led or tied for the team lead in receptions four times in 2012 (vs. CHI, at MIA, at IND, vs. JAX)...led the team in receiving yards four times in 2012 (vs. CHI, at MIA, at IND, at GB)...**vs. Detroit (9/23):** Started at wide receiver and snared six receptions for 55 yards...converted a third-and-three in the first quarter with a 17-yard grab on the left sideline...**vs. Pittsburgh (10/11):** Saw action as a reserve at wide receiver and caught four passes for 62 yards with a touchdown...kept the Titans' first scoring drive alive with a 15-yard catch on third-and-three in the opening stanza...tied the game at 23-23 with a five-yard touchdown catch with 4:19 left to play in the fourth quarter...**vs. Houston (12/2):** Started at wide receiver and notched two receptions for 40 yards and a touchdown...hauled in a 34-yard touchdown strike from Jake Locker...**at Indianapolis (12/9):** Started at wide receiver and led the team with eight receptions and 143 receiving yards.

2011 SEASON: Started the first three games at wide receiver and registered 17 receptions for 289 yards and three touchdowns...was placed on injured reserve on Sept. 28, 2011 after suffering a season-ending knee injury against Denver (9/25/11)...his 271 receiving yards over the first two weeks of the season were the second most in franchise history through first two weeks, behind only Charley Hennigan, who had 347 in 1962...**at Jacksonville (9/11):** Started at wide receiver and led the team with 136 receiving yards on five receptions, including two touchdowns catches...hauled in a shovel pass from Matt Hasselbeck and raced 80 yards for a touchdown in the third quarter...**vs. Baltimore (9/18):** Started at wide receiver and snared a career-best nine receptions for 135 yards with a touchdown.

2010 SEASON: Appeared in 12 games with six starts at wide receiver...finished second on the team with 42 receptions and led the squad with 775 receiving yards and nine receiving touchdowns...placed seventh in the NFL with an 18.5-yard receiving average...led or tied for the team lead in receptions four times in 2010 (vs. PIT, at DAL, vs. PHI, vs. HST)...led the team in receiving yards four times in 2010 (at DAL, vs. PHI, vs. HST, at IND)...a right hamstring injury suffered at San Diego (10/31) caused him to miss four games...**vs. Philadelphia (10/24):** Led the team and tied a career high with seven receptions for a career-best 225 yards and three touchdowns...the 225 receiving yards were the fifth most in franchise history and the most since Drew Bennett amassed 233 yards against Kansas City (12/13/04)...hauled in a 26-yard touchdown catch in the corner of the end zone...notched a 34-yard reception down the left sideline...**vs. Houston (12/19):** Led the team with six receptions and 128 receiving yards...kickstarted the Titans' second touchdown drive with a 59-yard reception off a deflected pass in the first quarter.

2009 SEASON: In his rookie season, led the team with 701 receiving yards and finished fourth on the squad with 42 receptions...was one of two Titans rookies in 2009 to play in all 16 games, recording six starts...ranked fifth in franchise rookie history in receiving yards and produced the highest receiving yardage total by a Titans rookie receiver since Chris Sanders' 823 yards in 1995...tied for sixth in team annals in receptions by a rookie...ranked eighth in the NFL with a 16.7-yard receiving average...led the team in receiving yards six times (at PIT, at NYJ, at JAX, at HST, vs. ARI, vs. STL), and led or tied for the team lead in receptions four times (at NYJ, at JAX, at HST, vs. ARI). Registered two 100-yard receiving games (at JAX, vs. ARI)...**vs. Arizona (11/29):** Tied a career-best with seven receptions for a career-high 128 yards, including the game-winning score in the Titans' 20-17 come-from-behind victory...hauled in a 51-yard catch in the fourth quarter...registered a 10-yard touchdown catch in the back of the end zone on fourth-and-goal with no time remaining in the game.

COLLEGE: In a three-year career at Rutgers University (34 games, 31 starts), set a Big East Conference record with 3,043 receiving yards. He additionally became Rutgers' all-time leader in career touchdown receptions (17, tied with Chris Brantley), consecutive 100-yard receiving game (five in 2008), career 100-yard receiving games (14), single-season receiving yards (1,371 in 2008) and single-season receptions (87 in 2008). His 178 career receptions ranked third in Rutgers history and fourth in Big East history. Britt's 14 career 100-yard games set a school record and tied former Pittsburgh wide receiver Larry Fitzgerald's conference record...as a junior (2008), named Associated Press third-team all-American, all-Big East first-team selection and unanimous all-conference media selection. Ranked second in nation in receiving yards per game (114.2) and eighth in nation in receptions per contest (7.4). Led Big East and tied Rutgers records with 87 total receptions and 1,371 receiving yards. Recorded eight 100-yard games, including school-record five consecutive 100-yard efforts...as a sophomore (2007), was second-team all-Big East selection after finishing second on team with 62 receptions for then-school-record (broke in 2008) 1,232 yards, an average of 19.9 yards per catch. Scored eight touchdowns...as a freshman (2006), played nine games, including starts in six of final seven contests, and totaled 29 receptions for 440 yards and two touchdowns. Totaled nine plays of 20 yards or longer.

PERSONAL: Married to Sabrina and splits time between Nashville and Bayonne, N.J., with his son, Aiden, and his daughter, Ava...at Bayonne (N.J.) High School, earned first-team all-Hudson County honors from Hudson County Interscholastic Athletic Association, the *Star-Ledger* and *Jersey Journal*. Named fifth-best overall talent in New Jersey by Rivals.com after producing 24 receptions for 462 yards and six touchdowns...also participated in track and finished second in state in 50m-dash as senior...list of favorites: (movie) "The Bourne Ultimatum"; (TV shows) "Family Guy," "Bernie Mac" and "The Simpsons"; (music artist) Albee Al; (school subjects) math and black history; and (food) his father's lasagna...born Kenneth Lawrence Britt on Sept. 19, 1988 in Bayonne, N.J...majored in criminal justice...participated in numerous community events, including Coach Fisher & Friends Celebrity Softball game, United Way Kickoff for Charity Luncheon and the All-Community Team Ticket Program - Britt's Bombers.

KENNY BRITT NFL STATS

REGULAR SEASON

Receiving

Year	Team	GP/S	No	Yds	Avg	Lg	TD
2009	Tennessee	16/6	42	701	16.7	57	3
2010	Tennessee	12/7	42	775	18.5	80t	9
2011	Tennessee	3/3	17	289	17.0	80t	3
2012	Tennessee	14/11	45	589	13.1	46	4
2013	Tennessee	12/3	11	96	8.7	15	0
2014	RAMS	16/13	48	748	15.6	63t	3
2015	RAMS	16/13	36	681	18.9	60t	3
2016	RAMS	6/6	30	492	16.4	47	2
Totals		95/63	271	4,371	16.1	80t	27

ADDITIONAL CAREER STATISTICS: Tackles: 2010 (2), 2011 (1), 2012 (3). Two-point conversions: Pass from Titans QB Kerry Collins vs. Pittsburgh (9/19/10), Pass from Matt Hasselbeck vs. Chicago (11/4/12). Rushed for 12 yards at Tampa Bay (9/14/14). Rushed for 2 yards vs. Dallas (9/21/14).

SINGLE GAME HIGHS

Receptions – 9, twice, last vs. New York Giants (12/21/14)
 Yards – 225, vs. Philadelphia (10/24/10)
 Long– 80t, twice, last at Jacksonville (9/11/11)
 Touchdowns – 3, vs. Philadelphia (10/24/10)

KENNY BRITT GAME-BY-GAME STATISTICS

2016 LOS ANGELES RAMS

Game	W/L	Receiving					Rushing					
		G/S	No	Yds	Avg	Lg	TD	Att	Yds	Avg	Lg	TD
@SF 9/12	L	1/1	4	67	16.8	22	0	0	0	0.0	0	0
SEA 9/18	W	1/1	6	94	15.7	36	0	0	0	0.0	0	0
@TB 9/25	W	1/1	4	48	9.5	19	0	0	0	0.0	0	0
@ARI 10/2	W	1/1	4	82	20.5	34	0	0	0	0.0	0	0
BUF 10/9	L	1/1	5	75	15.0	28	0	0	0	0.0	0	0
@DET 10/16	L	1/1	7	136	19.4	47	0	0	0	0.0	0	0
NYG 10/23	-	0/0	0	0.0	-	0	0	0	0	0.0	0	0
CAR 11/6	-	0/0	0	0.0	-	0	0	0	0	0.0	0	0
@NYJ 11/13	-	0/0	0	0.0	-	0	0	0	0	0.0	0	0
MIA 11/20	-	0/0	0	0.0	-	0	0	0	0	0.0	0	0
@NO 11/27	-	0/0	0	0.0	-	0	0	0	0	0.0	0	0
@NE 12/4	-	0/0	0	0.0	-	0	0	0	0	0.0	0	0
ATL 12/11	-	0/0	0	0.0	-	0	0	0	0	0.0	0	0
@SEA 12/15	-	0/0	0	0.0	-	0	0	0	0	0.0	0	0
SF 12/24	-	0/0	0	0.0	-	0	0	0	0	0.0	0	0
ARI 1/1/17	-	0/0	0	0.0	-	0	0	0	0	0.0	0	0
TOTALS	3-3	6/6	30	492	16.4	47	2	0	0	0	0	0

2015 ST. LOUIS RAMS

Game	W/L	Receiving					Rushing					
		G/S	No	Yds	Avg	Lg	TD	Att	Yds	Avg	Lg	TD
SEA 9/13	W	1/1	2	37	18.5	21	0	0	0	0.0	0	0
@WASH 9/20	L	1/1	2	44	22.0	40t	1	0	0	0.0	0	0
PIT 9/27	L	1/1	7	102	14.6	26	0	0	0	0.0	0	0
@ARI 10/4	W	1/1	0	0	0.0	0	0	0	0	0.0	0	0
@GB 10/11	L	1/1	0	0	0.0	0	0	0	0	0.0	0	0
CLEV 10/25	W	1/1	1	41	41.0	41	0	0	0	0.0	0	0
SF 11/1	W	1/1	0	0	0.0	0	0	0	0	0.0	0	0
@MINN 11/8	L	1/1	3	87	29.0	55	0	0	0	0.0	0	0
CHI 11/15	L	1/1	1	6	6.0	6	0	0	0	0.0	0	0
@BAL 11/22	L	1/1	2	24	12.0	16	0	0	0	0.0	0	0
@CIN 11/29	L	1/1	6	63	10.5	18	0	0	0	0.0	0	0
ARI 12/6	L	1/1	2	41	20.5	30	0	0	0	0.0	0	0
DET 12/13	W	1/1	2	35	17.5	0	0	0	0	0.0	0	0
TB 12/17	W	1/0	2	71	35.5	60t	1	0	0	0.0	0	0
@SEA 12/27	W	1/0	3	49	16.3	28t	1	0	0	0.0	0	0
@SF 1/3/16	L	1/0	3	81	27.0	54	0	0	0	0.0	0	0
TOTAL	7-9	16/13	36	681	18.9	60t	3	0	0	0.0	0	0

2014 ST. LOUIS RAMS

Game	W/L	Receiving					Rushing					
		G/S	No	Yds	Avg	Lg	TD	Att	Yds	Avg	Lg	TD
MIN 9/7	L	1/1	0	0	0.0	0	0	0	0	0.0	0	0
@TB 9/14	W	1/0	1	17	17.0	17	0	1	12	12.0	12	0
DAL 9/21	L	1/0	5	69	13.8	38	0	1	2	2.0	2	0
PHI 10/5	L	1/0	3	68	22.7	32	1	0	0	0.0	0	0
SF 10/13	L	1/1	3	39	13.0	18	0	0	0	0.0	0	0
SEA 10/19	W	1/1	2	4	2.0	6	0	0	0	0.0	0	0
@KC 10/26	L	1/1	2	52	26.0	43	0	0	0	0.0	0	0
@SF 11/2	W	1/1	2	32	16.0	21t	1	0	0	0.0	0	0
@ARI 11/9	L	1/1	3	31	10.3	14	0	0	0	0.0	0	0
DEN 11/16	W	1/1	4	128	32.0	63t	1	0	0	0.0	0	0
@SD 11/23	L	1/1	2	37	18.5	27	0	0	0	0.0	0	0
OAK 11/30	W	1/1	1	13	13.0	13	0	0	0	0.0	0	0
@WAS 12/7	W	1/1	2	52	26.0	41	0	0	0	0.0	0	0
ARI 12/11	L	1/1	5	65	13.0	22	0	0	0	0.0	0	0
NYG 12/21	L	1/1	9	103	11.4	27	0	0	0	0.0	0	0
@SEA 12/28	L	1/1	4	38	9.5	0	0	0	0	0.0	0	0
TOTAL	6-10	16/13	48	748	15.6	63t	3	2	14	7.0	12	0

2013 Tennessee Titans

Game	W/L	Receiving					Rushing					
		G/S	No	Yds	Avg	Lg	TD	Att	Yds	Avg	Lg	TD
@PIT 9/8	W	1/1	1	15	15.0	15	0	0	0	0.0	0	0
@HOU 9/15	L	1/1	4	28	7.0	9	0	0	0	0.0	0	0
SD 9/22	W	1/1	0	0	0.0	0	0	0	0	0.0	0	0
KC 10/6	L	1/0	1	9	9.0	9	0	0	0	0.0	0	0
@SEA 10/13	L	1/0	1	7	7.0	7	0	0	0	0.0	0	0
SF 10/20	L	1/0	1	8	8.0	8	0	0	0	0.0	0	0
@STL 11/3	W	1/0	0	0	0.0	0	0	0	0	0.0	0	0
JAX 11/10	L	1/0	0	0	0.0	0	0	0	0	0.0	0	0
IND 11/14	L	1/0	0	0	0.0	0	0	0	0	0.0	0	0
@OAK 11/24	W	1/0	0	0	0.0	0	0	0	0	0.0	0	0
@IND 12/1	L	1/0	0	0	0.0	0	0	0	0	0.0	0	0
ARI 12/15	L	1/0	3	29	9.7	13	0	0	0	0.0	0	0
TOTAL	4-8	12/3	11	96	8.7	15	0	0	0	0.0	0	0

KENNY BRITT GAME-BY-GAME STATISTICS CONTINUED

2012 Tennessee Titans

Game	W/L	G/S	Receiving			Rushing						
			No	Yds	Avg	Lg	TD	Att	Yds	Avg	Lg	TD
@SD 9/16	L	1/0	1	5	5.0	5	0	0	0	0.0	0	0
DET 9/23	W	1/1	6	55	9.2	17	0	0	0	0.0	0	0
@MIN 10/7	L	1/0	2	23	11.5	17	0	0	0	0.0	0	0
PIT 10/11	W	1/0	4	62	15.5	37	1	0	0	0.0	0	0
@BUF 10/21	W	1/1	4	30	7.5	16	0	0	0	0.0	0	0
IND 10/28	L	1/1	3	34	11.3	17	0	0	0	0.0	0	0
CHI 11/4	L	1/1	5	67	13.4	23	0	0	0	0.0	0	0
@MIA 11/11	W	1/1	2	36	18.0	28	0	0	0	0.0	0	0
@JAC 11/25	L	1/1	3	25	8.3	12	1	0	0	0.0	0	0
HOU 12/2	L	1/1	2	40	20.0	34t	1	0	0	0.0	0	0
@IND 12/9	L	1/1	8	143	17.9	46	0	0	0	0.0	0	0
NYJ 12/17	W	1/1	1	7	7.0	7	0	0	0	0.0	0	0
@GB 12/23	L	1/1	2	41	20.5	39	1	0	0	0.0	0	0
JAC 12/30	W	1/1	2	21	10.5	11	0	0	0	0.0	0	0
TOTAL	6-8	14/11	45	589	13.1	46	4	0	0	0.0	0	0

2011 Tennessee Titans

Game	W/L	G/S	Receiving			Rushing						
			No	Yds	Avg	Lg	TD	Att	Yds	Avg	Lg	TD
@JAC 9/11	L	1/1	5	136	27.2	80t	2	0	0	0.0	0	0
BAL 9/18	W	1/1	9	135	15.0	37	1	0	0	0.0	0	0
DEN 9/25	W	1/1	3	18	6.0	13	0	0	0	0.0	0	0
TOTAL	2-1	3/3	17	289	17.0	80t	3	0	0	0.0	0	0

2010 Tennessee Titans

Game	W/L	G/S	Receiving			Rushing						
			No	Yds	Avg	Lg	TD	Att	Yds	Avg	Lg	TD
OAK 9/12	W	1/0	0	0	0.0	0	0	0	0	0.0	0	0
PIT 9/19	L	1/0	5	41	8.2	11	0	0	0	0.0	0	0
@NYG 9/26	W	1/0	2	26	13.0	13t	1	0	0	0.0	0	0
DEN 10/3	L	1/0	3	23	7.7	8t	1	0	0	0.0	0	0
@DAL 10/10	W	1/1	4	86	21.5	52	1	0	0	0.0	0	0
@JAC 10/18	W	1/1	2	33	16.5	23t	1	0	0	0.0	0	0
PHI 10/24	W	1/0	7	225	32.1	80t	3	0	0	0.0	0	0
@SD 10/31	L	1/1	0	0	0.0	0	0	0	0	0.0	0	0
IND 12/9	L	1/1	4	39	9.8	18	0	0	0	0.0	0	0
HOU 12/19	W	1/1	6	128	21.3	59	0	0	0	0.0	0	0
@KC 12/26	L	1/1	4	89	22.3	53t	1	0	0	0.0	0	0
@IND 1/2	L	1/1	5	85	17.0	22	1	0	0	0.0	0	0
TOTAL	6-6	12/7	42	775	18.5	80t	9	0	0	0.0	0	0

2009 Tennessee Titans

Game	W/L	G/S	Receiving			Rushing						
			No	Yds	Avg	Lg	TD	Att	Yds	Avg	Lg	TD
@PIT 9/10	L	1/0	4	85	21.3	57	0	0	0	0.0	0	0
HOU 9/20	L	1/0	2	22	11.0	13	0	0	0	0.0	0	0
@NYJ 9/27	L	1/0	4	59	14.8	27	0	0	0	0.0	0	0
@JAC 10/4	L	1/0	7	105	15.0	42	0	0	0	0.0	0	0
IND 10/11	L	1/0	2	18	9.0	11	0	0	0	0.0	0	0
@NE 10/18	L	1/0	0	0	0.0	0	0	0	0	0.0	0	0
JAC 11/1	W	1/0	1	7	7.0	7	0	0	0	0.0	0	0
@SF 11/8	W	1/0	0	0	0.0	0	0	0	0	0.0	0	0
BUF 11/15	W	1/1	2	55	27.5	38	0	0	0	0.0	0	0
@HOU 11/23	W	1/1	4	42	10.5	16	0	0	0	0.0	0	0
ARI 11/29	W	1/1	7	128	18.3	51	1	0	0	0.0	0	0
@IND 12/6	L	1/1	3	46	15.3	25	1	0	0	0.0	0	0
STL 12/13	W	1/1	2	75	37.5	44	1	0	0	0.0	0	0
MIA 12/20	W	1/1	2	32	16.0	19	0	0	0	0.0	0	0
SD 12/25	L	1/0	1	13	13.0	13	0	0	0	0.0	0	0
@SEA 1/3	W	1/0	1	14	14.0	14	0	0	0	0.0	0	0
TOTAL	8-8	16/6	42	701	16.7	57	3	0	0	0.0	0	0



90 | MICHAEL BROCKERS

Position:	Defensive Tackle
Ht./Wt.:	6-5/326
Birth Date:	12/21/90
College:	LSU
Hometown:	Houston, Texas
Experience:	5th year (5th Rams)
Acquired:	D1-2012 (14th)

Career GP/GS (Playoffs): 66/65 (0/0)



TRANSACTIONS: Selected by the Rams in the first round (14th overall) of the 2012 NFL Draft (4/26/12).

PRO : Fifth-year pro has played in 66 career games with 65 starts...after his first two seasons his 9.5 sacks was the best amongst defensive lineman in the first round of the 2012 draft...named to the Pro Football Writers of American/Pro Football Weekly All-Rookie team in 2012.

2016 SEASON: Week 1 at San Francisco (9/12): Started at defensive tackle...recorded seven total tackles (two solo)...**Week 2 at Seattle (9/18):** Started at defensive tackle...compiled two total tackles (one solo) in the club's home opener...**Week 3 at Tampa Bay (9/25):** Started at defensive tackle...registered five total tackles (three solo)...also recorded one quarterback pressure and one quarterback hit...**Week 4 at Arizona (10/2):** Started at defensive tackle...recorded five total tackles (three solo)...**Week 5 vs. Buffalo (10/9):** Declared inactive...**Week 6 at Detroit (10/16):** Returned to the lineup and started at defensive tackle...finished the day with three tackles (two solo)...added one pass defended.

2015 SEASON: Started 16 games at defensive tackle...tallied 74 tackles (44 solo), 3.0 sacks, 18 quarterback pressures and six quarterback hits on the season...**vs. Detroit (12/13):** Sacked QB Matt Stafford for an 8-yard loss...marked his third sack of the season and 14.5 career...also credited with two assisted tackles, two quarterback pressures and one hit on the quarterback...**vs. San Francisco (11/1):** Sacked 49ers QB Colin Kaepernick for a 3-yard loss, his second sack of the season...registered six tackles (four solo)...**Week 7 vs. Cleveland (10/25):** Recorded four tackles (three solo)...**at Green Bay (10/11):** Sacked Packers QB Aaron Rodgers for a 3-yard loss...also made five tackles (three solo)...**at Washington (9/20):** Recorded nine tackles (six solo)...**vs. Seattle (9/13):** Established a new career-high in tackles with 13, good for the team lead in tackles.

2014 SEASON: Started 16 games...finished the season with 73 tackles (31 solo), two sacks and 14 quarterback pressures...**at San Francisco (11/2):** Tallied five tackles (four solo) and 1.0 sack, his first of the season...**at San Diego (11/23):** Tallied five tackles (two solo) and 1.0 sack...**at Seattle (12/28):** Posted a season-high 10 tackles (three solo).

2013 SEASON: Started 16 games at right defensive tackle...led all Rams defensive linemen with 75 tackles...finished with a career-high 5.5 sacks on the year...**vs. San Francisco (9/26):** Split a sack with DE Chris Long...made three tackles (two solo)...**vs. Jacksonville (10/6):** Sacked Jaguars QB Blaine Gabbert for a 4-yard loss...marked his first sack of the season...tallied four tackles (two solo)...also caused one fumble...**at Houston (10/13):** Recorded two sacks on Texans QB Matt Schaub...marks second consecutive game with a sack, pushes his season total to 3.5 and career to 7.5...added seven solo tackles, including three for loss...**vs. Seattle (10/28):** Tallied six tackles (one solo)...part of a defensive line that helped limit the Seahawks to just 44 rushing yards...**vs. Chicago (11/24):** Recorded two tackles (one solo)...also caused one fumble and had two quarterback pressures...**at San Francisco (12/1):** Sacked 49ers QB Colin Kaepernick...added a second sack on Kaepernick to give him four career multiple sack games...added seven tackles (two solo)...**vs. New Orleans (12/15):** Batted down a Saints K Garrett Hartley 36-yard field goal attempt...also recorded six tackles (four solo) and one hit on the quarterback...**at Seattle (12/29):** Posted a season-high 10 tackles (eight solo), including two for loss.

2012 SEASON: Named to Pro Football Weekly's All-Rookie Team...led all Rams defensive linemen in tackles (63) despite missing three games...also had 4.0 sacks and 13 quarterback pressures during rookie season...**vs. Seattle (9/30):** Saw his first NFL action, starting at right defensive tackle...recorded two assisted tackles...**vs. Green Bay (10/21):** Started at right defensive tackle...sacked Packers' QB Aaron Rodgers for a loss of four yards, his first career sack...notched a season-high seven tackles (four solo)...**vs. New England (10/28):** Saw action on defense...tallied two assisted tackles, a pass defended and three quarterback pressures...**at San Francisco (11/11):** Started at right defensive tackle...split a sack on 49ers QB Alex Smith with DE Robert Quinn for a two-yard loss...notched a solo sack on Smith to give him 1.5 on the day and 2.5 on the season...also made five tackles (three solo), one quarterback pressure and one hit on the quarterback...**vs. San Francisco (12/2):** Started at right defensive tackle...notched a season-high among Rams defensive linemen in tackles with 11 (five solo), including one for loss...**at Buffalo (12/9):** Started at right defensive tackle... split a sack on Buffalo QB Ryan Fitzpatrick on the first drive of the game...tallied a solo sack for a loss of six yards to push his season total to 4.0...forced a RB Fred Jackson fumble, which was recovered by LB James Laurinaitis and returned four yards...marks the first forced fumble of his career...also made six tackles (five solo), including one for loss...added two quarterback pressures and two quarterback hits...**vs. Minnesota (12/16):** Started at right defensive tackle...recorded seven tackles (two solo)...**at Tampa Bay (12/23):** Started at right defensive tackle...tallied five tackles (one solo)...also tipped one pass that was intercepted by DE Eugene Sims.

COLLEGE: Earned Associated Press second-team All-Southeastern Conference honors...in two seasons at Louisiana State,

Brockers appeared in 27 games, starting 15 contests at left defensive tackle...credited with 79 tackles (34 solo), two sacks (16 yards), 11 stops for loss (33 yards) and five quarterback pressures...caused two fumbles, blocked one kick, intercepted one pass and deflected three others.

PERSONAL: Attended Chavez High School in Houston, Texas, playing football for Lobos head coach Mike Jackson...a dominating defensive end that was considered among the top prospects in the state of Texas for the Class of 2009...was rated the 10th defensive end in the country and 23rd prospect in the state of Texas by Rivals.com...Scout.com regarded him as the nation's 16th defensive end, with both recruiting services giving him a four-star rating...added Super Prep All-American honors while leading the Lobos to the first round of the Texas Class 5A state playoffs in 2008, as he also earned first-team All-Region and All-State honors as a senior...had previously established himself as one of the state's up-and-coming defenders after finishing his junior season with 59 tackles and 10 sacks in 2007...blocked one punt and one field goal...general studies major...one of five children of Tiffany Brockers...born Michael Seth Brockers in Houston, Texas...participated in numerous community events, including the Make-A-Wish Celebrity Server dinner, Motion for Kids Holiday Party Chair, Defensive Line Paintball Tournament to benefit St. Patrick Center and the All-Community Team Ticket program - Brockers' Big Timers.

MICHAEL BROCKERS NFL STATISTICS

REGULAR SEASON																
Year	Team	G/S	Tackles			Sk	Yds	Interceptions			PD	Fumbles				
			Total	Solo	Asst			Int	Yds	Lg		TD	FF	FR	Yds	
2012	RAMS	13/12	63	31	32	4.0	18.5	0	0	0	0	2	1	0	0	
2013	RAMS	16/16	75	40	35	5.5	24.0	0	0	0	0	0	2	0	0	
2014	RAMS	16/16	73	31	42	2.0	8.0	0	0	0	0	0	0	1	0	
2015	RAMS	16/16	74	44	30	3.0	14.0	0	0	0	0	0	0	0	0	
2016	RAMS	5/5	22	11	11	0.0	0.0	0	0	-	0	1	0	0	0	
Total		66/65	307	157	150	14.5	64.5	0	0	0	0	3	3	1	0	

SINGLE GAME HIGHS
 Total Tackles – 13, vs. Seattle (9/13/15)
 Solo Tackles – 9, at Washington (9/20/15)
 Sacks – 2.0, two times, last at San Francisco (12/1/13)

MICHAEL BROCKERS GAME-BY-GAME STATISTICS

2016 LOS ANGELES RAMS															
Game	W/L	P/S	T	S	A	Sk	Yds	Int	Yds	Lg	TD	PD	FF	FR	Yds
@SF 9/12	L	1/1	7	2	5	0.0	0	0	0	-	0	0	0	0	0
SEA 9/18	W	1/1	2	1	1	0.0	0	0	0	-	0	0	0	0	0
@TB 9/25	W	1/1	5	3	2	0.0	0	0	0	-	0	0	0	0	0
@ARI 10/2	W	1/1	5	3	2	0.0	0	0	0	-	0	0	0	0	0
BUF 10/9	L									Inactive					
@DET 10/16	L	1/1	3	2	1	0.0	0	0	0	-	0	1	0	0	0
NYG 10/23	-	0/0	0	0	0	0.0	0	0	0	-	0	0	0	0	0
CAR 11/6	-	0/0	0	0	0	0.0	0	0	0	-	0	0	0	0	0
@NYJ 11/13	-	0/0	0	0	0	0.0	0	0	0	-	0	0	0	0	0
MIA 11/20	-	0/0	0	0	0	0.0	0	0	0	-	0	0	0	0	0
@NO 11/27	-	0/0	0	0	0	0.0	0	0	0	-	0	0	0	0	0
@NE 12/4	-	0/0	0	0	0	0.0	0	0	0	-	0	0	0	0	0
ATL 12/11	-	0/0	0	0	0	0.0	0	0	0	-	0	0	0	0	0
@SEA 12/15	-	0/0	0	0	0	0.0	0	0	0	-	0	0	0	0	0
SF 12/24	-	0/0	0	0	0	0.0	0	0	0	-	0	0	0	0	0
ARI 1/1/17	-	0/0	0	0	0	0.0	0	0	0	-	0	0	0	0	0
TOTALS	3-3	5/5	22	11	11	0.0	0	0	0	-	0	1	0	0	0

2015 ST. LOUIS RAMS																
Game	W/L	P/S	T	S	A	Sk	Yds	Int	Yds	Lg	TD	PD	FF	FR	Yds	
SEA 9/13	W	1/1	13	6	7	0.0	0	0	0	0	0	0	0	0	0	
@WASH 9/20	L	1/1	9	6	3	0.0	0	0	0	0	0	0	0	0	0	
PIT 9/27	L	1/1	5	4	1	0.0	0	0	0	0	0	0	0	0	0	
@ARI 10/4	W	1/1	2	0	2	0.0	0	0	0	0	0	0	0	0	0	
@GB 10/11	L	1/1	5	3	2	1.0	3.0	0	0	0	0	0	0	0	0	
CLEV 10/25	W	1/1	4	3	1	0.0	0	0	0	0	0	0	0	0	0	
SF 11/1	W	1/1	6	4	2	1.0	3.0	0	0	0	0	0	0	0	0	
@MINN 11/8	L	1/1	4	4	0	0.0	0	0	0	0	0	0	0	0	0	
CHI 11/15	L	1/1	4	3	1	0.0	0	0	0	0	0	0	0	0	0	
@BAL 11/22	L	1/1	7	4	3	0.0	0	0	0	0	0	0	0	0	0	
@CIN 11/29	L	1/1	3	3	0	0.0	0	0	0	0	0	0	0	0	0	
ARI 12/6	L	1/1	3	0	3	0.0	0	0	0	0	0	0	0	0	0	
DET 12/13*	W	1/1	2	0	2	1.0	8.0	0	0	0	0	0	0	0	0	
TB 12/17	W	1/1	3	2	1	0.0	0	0	0	0	0	0	0	0	0	
@SEA 12/27	W	1/1	3	1	2	0.0	0	0	0	0	0	0	0	0	0	
@SF 1/3/16	L	1/1	1	1	0	0.0	0	0	0	0	0	0	0	0	0	
TOTAL	7-9	16/16	74	44	30	3.0	14.0	0	0	0	0	0	0	0	0	

2014 ST. LOUIS RAMS															
Game	W/L	P/S	T	S	A	Sk	Yds	Int	Yds	Lg	TD	PD	FF	FR	Yds
MIN 9/7	L	1/1	3	2	1	0.0	0	0	0	0	0	0	0	0	0
@TB 9/14	W	1/1	1	0	1	0.0	0	0	0	0	0	0	0	0	0
DAL 9/21	L	1/1	6	4	2	0.0	0	0	0	0	0	0	0	0	0
PHI 10/5	L	1/1	1	0	1	0.0	0	0	0	0	0	0	0	1	0
SF 10/13	L	1/1	4	3	1	0.0	0	0	0	0	0	0	0	0	0
SEA 10/19	W	1/1	4	0	4	0.0	0	0	0	0	0	0	0	0	0
@KC 10/26	L	1/1	3	2	1	0.0	0	0	0	0	0	0	0	0	0
@SF 11/2	W	1/1	5	4	1	1.0	4	0	0	0	0	0	0	0	0
@ARI 11/9	L	1/1	2	0	2	0.0	0	0	0	0	0	0	0	0	0
DEN 11/16	W	1/1	2	1	1	0.0	0	0	0	0	0	0	0	0	0
@SD 11/23	L	1/1	5	2	3	1.0	4	0	0	0	0	0	0	0	0
OAK 11/30	W	1/1	8	6	2	0.0	0	0	0	0	0	0	0	0	0
@WAS 12/7	W	1/1	2	0	2	0.0	0	0	0	0	0	0	0	0	0
ARI 12/11	L	1/1	8	2	6	0.0	0	0	0	0	0	0	0	0	0
NYG 12/21	L	1/1	9	2	7	0.0	0	0	0	0	0	0	0	0	0
@SEA 12/28	L	1/1	10	3	7	0.0	0	0	0	0	0	0	0	0	0
TOTAL	6-10	16/16	73	31	42	2.0	8	0	0	0	0	0	0	1	0

2013 ST. LOUIS RAMS															
Game	W/L	P/S	T	S	A	Sk	Yds	Int	Yds	Lg	TD	PD	FF	FR	Yds
ARI 9/8	W	1/1	4	3	1	0.0	0	0	0	0	0	0	0	0	0
@ATL 9/15	L	1/1	1	1	0	0.0	0	0	0	0	0	0	0	0	0
@DAL 9/22	L	1/1	5	2	3	0.0	0	0	0	0	0	0	0	0	0
SF 9/26	L	1/1	3	2	1	0.5	4.0	0	0	0	0	0	0	0	0
JAC 10/6	W	1/1	4	2	2	1.0	3.0	0	0	0	0	0	0	1	0
@HOU 10/13	W	1/1	7	7	0	2.0	4.0	0	0	0	0	0	0	0	0
@CAR 10/20	L	1/1	2	0	2	0.0	0	0	0	0	0	0	0	0	0
SEA 10/28	L	1/1	6	1	5	0.0	0	0	0	0	0	0	0	0	0
TEN 11/3	L	1/1	5	4	1	0.0	0	0	0	0	0	0	0	0	0
@IND 11/10	W	1/1	4	1	3	0.0	0	0	0	0	0	0	0	0	0
CHI 11/24	W	1/1	2	1	1	0.0	0	0	0	0	0	0	0	1	0
@SF 12/1	L	1/1	7	2	5	2.0	13.0	0	0	0	0	0	0	0	0
@ARI 12/8	L	1/1	6	2	4	0.0	0	0	0	0	0	0	0	0	0
NO 12/15	W	1/1	6	4	2	0.0	0	0	0	0	0	0	0	0	0
TB 12/22	W	1/1	3	0	3	0.0	0	0	0	0	0	0	0	0	0
@SEA 12/29	L	1/1	10	8	2	0.0	0	0	0	0	0	0	0	0	0
TOTAL	7-9	16/16	75	40	35	5.5	24.0	0	0	0	0	0	0	2	0

MICHAEL BROCKERS GAME-BY-GAME STATISTICS

2012 ST. LOUIS RAMS																
Game	W/L	P/S	T	S	A	Sk	Yds	Int	Yds	Lg	TD	PD	FF	FR	Yds	
@DET 9/9	L															
WAS 9/16	W															
@CHI 9/23	L															
SEA 9/30	W	1/1	2	0	2	0.0	0	0	0	0	0	0	0	0	0	0
ARI 10/4	W	1/1	2	2	0	0.0	0	0	0	0	0	0	0	0	0	0
@MIA 10/14	L	1/1	1	0	1	0.0	0	0	0	0	0	0	0	0	0	0
GB 10/21	L	1/1	7	4	3	1.0	4	0	0	0	0	0	0	0	0	0
NE 10/28	L	1/0	2	0	2	0.0	0	0	0	0	0	1	0	0	0	0
@SF 11/11	T	1/1	5	3	2	1.5	8	0	0	0	0	0	0	0	0	0
NYJ 11/18	L	1/1	6	4	2	0.0	0	0	0	0	0	0	0	0	0	0
@ARI 11/25	W	1/1	6	3	3	0.0	0	0	0	0	0	0	0	0	0	0
SF 12/2	W	1/1	11	5	6	0.0	0	0	0	0	0	0	0	0	0	0
@BUF 12/9	W	1/1	6	5	1	1.5	6.5	0	0	0	0	0	1	0	0	0
MIN 12/16	L	1/1	7	2	5	0.0	0	0	0	0	0	0	0	0	0	0
@TB 12/23	W	1/1	5	1	4	0.0	0	0	0	0	0	1	0	0	0	0
@SEA 12/30	L	1/1	3	2	1	0.0	0	0	0	0	0	0	0	0	0	0
TOTAL	7-8-1	13/12	63	31	32	4.0	18.5	0	0	0	0	2	1	0	0	0



68 | JAMON BROWN

Position:	Offensive Lineman
Ht./Wt.:	6-3/323
Birth Date:	3/15/93
College:	Louisville
Hometown:	Louisville, Ky.
Experience:	2nd year (2nd Rams)
Acquired:	D3A-(72nd)-2015

Career GP/GS (Playoffs): 14/10 (0/0)



TRANSACTIONS: Placed on reserve/injured (11/17/15)...selected by St. Louis in the third round (72nd overall) of the 2015 NFL Draft (5/1/15).

2016 SEASON: Week 1 at San Francisco (9/12): Saw action on the offensive line...**Week 2 vs. Seattle (9/18):** Saw action on the offensive line...**Week 3 at Tampa Bay (9/25):** Saw action on the offensive line... **Week 4 at Arizona (10/2):** Declared inactive...**Week 5 vs. Buffalo (10/9):** Played on the offensive line and special teams... **Week 6 at Detroit (10/16):** Started at right guard for his first start of the season...helped pave the way for the offense to compile 387 yards.

2015 SEASON: Started nine games before being placed on reserve/injured (11/17/15)...**vs. San Francisco (11/1):** Opened up rushing lanes for the team to gain 197 yards on the ground...**vs. Cleveland (10/25):** Helped block for RB Todd Gurley to tally two rushing touchdowns...**at Arizona (10/4):** Opened up running lanes for rookie RB Todd Gurley to record 146 rushing yards...**vs. Seattle (9/13):** Started at left guard in his NFL debut...helped block for 19 first downs.

COLLEGE: Started all 13 games at offensive tackle in 2014 season...earned second team All-ACC accolades after leading the Cardinals to a 9-3 record...helped the Cardinals average 142.7 yards per game on the ground...allowed two sacks all season from his tackle position...started his 40th career game in the Belk Bowl versus Georgia...started all 13 games at left tackle in 2013 after playing right tackle in 2012...played on an offense that averaged 460.8 yards per game...offense scored 30 or more points nine times...started all 13 games at right tackle in 2012...helped the Cardinals average 296.1 yards through the air and 122.7 yards on the ground...appeared in nine games during freshman campaign in 2011, made one start...started the year at defensive tackle before making the transition to offense...made collegiate debut at defensive tackle against Murray State...earned first start at offensive guard versus North Carolina in a 14-7 loss...appeared in seven other games on the offensive line.

PERSONAL: Big, athletic defensive lineman who was considered one of the best prospects in the state of Kentucky...played for Curtis Higgins at Fern Creek High School...a three-year starter on defense and two-year starter on offense...rated seventh on the 2011 Kentucky's Watch List... ranked as the 52nd best defensive line prospect by Scout.com...rated three-star prospect by Rivals.com and the 58th-best tackle...recorded 25 tackles for loss in his career, including 12 as a senior despite playing with a nagging ankle injury...voted All-District 6-A...named to the All-Southern First Team by the Orlando Sentinel...earned Honorable Mention All-State accolades...rated as the 14th-best senior in the state of Kentucky...rated as the 47th-best defensive tackle by ESPN...helped his power-lifting team to a second-place finish in the state... raised his bench max to 300 pounds and his squat to 525... selected third team All-State as a junior...son of June Embers...justice administration major...sang a solo at the banquet of the Russell Athletic Bowl.

BROWN'S Games Played Stats: RAMS 2016 (5/1), 2015 (9/9). **TOTALS: (14/10).**



39 | MALCOLM BROWN

Position: Running Back
Ht./Wt.: 5-11/244
Birth Date: 5/15/93
College: Texas
Hometown: Cibolo, Texas
Experience: 1st year (2nd Rams)
Acquired: UDFA-2015

Career GP/GS (Playoffs): 7/0 (0/0)



TRANSACTIONS: Signed to the Rams' active roster (10/27/15), after being released (10/23/15)...added to the practice squad (9/6/15), after being released (9/5/15)...signed with the Rams (12/30/14)...signed to the Rams' practice squad (9/1/14), after being released (8/30/14)...selected by the Rams in the seventh round (241st overall) of the 2014 NFL Draft (5/10/14).

2016 SEASON: Week 1 at San Francisco (9/12): Recorded one rush for five yards and one reception for eight yards...**Week 2 vs. Seattle (9/18):** Appeared on special teams and offense in the club's home opener...**Week 3 at Tampa Bay (9/25):** Saw action on special teams... **Week 4 at Arizona (10/2):** Played on offense and special teams, recording one special teams tackle...**Week 5 vs. Buffalo (10/9):** Saw action on offense and special teams...helped the Rams get into opponent territory with a career-long 26-yard reception in the fourth quarter... **Week 6 at Detroit (10/16):** Saw action on special teams.

2015 SEASON: Played in one game for the Rams.

COLLEGE: Played at Texas for four seasons, playing in 44 games (25 starts). In his four-year career with the Longhorns, Brown tallied 2,678 rushing yards on 630 carries (4.3 avg.) with 24 touchdowns. Also recorded 51 receptions resulting in 382 yards (7.5 avg.) and three touchdowns. As a true freshman in 2011, rushed for 742 yards and five touchdowns, earning the Big 12's Newcomer of the Year award. As a junior in 2013, Brown's 904 rushing yards and 1,099 all-purpose yards led the Longhorns. Started all 13 games at running back as a senior in 2014, was a second-team All-Big 12 selection.

PERSONAL: Born in Biloxi, Miss., on May 5, 1993. Brown's father, Tommy, played collegiately at Northwest Mississippi JUCO from 1982-84. Graduated from Texas with a degree in physical culture and sports in December 2014.

MALCOLM BROWN NFL STATISTICS

REGULAR SEASON												
Year	Team	Receiving					Rushing					
		G/S	No	Yds	Avg	Lg	TD	Att	Yds	Avg	Lg	TD
2015	RAMS	1/0	1	-2	-2.0	-2	0	4	17	4.3	13	0
2016	RAMS	6/0	2	34	17.0	26	0	3	7	2.3	5	0
TOTALS		7/0	3	32	10.6	26	0	7	24	3.4	13	0

Year	Team	Punt Returns				Kickoff Returns					
		No	Yds	Avg	Lg	TD	Att	Yds	Avg	Lg	TD
2015	RAMS	0	0	0.0	0	0	0	0	0.0	0	0
2016	RAMS	0	0	0.0	0	0	0	0	0.0	0	0
TOTALS		0	0	0.0	0	0	0	0	0.0	0	0

ADDITIONAL CAREER STATISTICS: Special teams tackles: 2016 (1).

SINGLE GAME HIGHS
 Rushes - Four, at San Francisco (1/3/16)
 Rush yards - 17, at San Francisco (1/3/16)



10 | PHAROAH COOPER

Position: Wide Receiver
Ht./Wt.: 5-11/207
Birth Date: 3/7/95
College: South Carolina
Hometown: Havelock, N.C.
Experience: Rookie
Acquired: D4B-2016 (117th)

Career GP/GS (Playoffs): 1/0 (0/0)



TRANSACTIONS: Selected by Los Angeles in the fourth round (117th overall) of the 2016 NFL Draft (4/30/16).

2016 SEASON: **Week 1 at San Francisco (9/12):** Inactive...**Week 2 vs. Seattle (9/18):** Inactive...**Week 3 at Tampa Bay (9/25):** Inactive... **Week 4 at Arizona (10/2):** Inactive...**Week 5 vs. Buffalo (10/9):** Made his NFL debut...played on offense and special teams...returned one kickoff for 23 yards... **Week 6 at Detroit (10/16):** Inactive.

COLLEGE: Played in 36 games with 25 starts...earned 2015 first-team All-SEC Wide Receiver (AP and Coaches), 2015 first-team All-SEC All-Purpose Back (Coaches), 2015 second-team All-SEC All-Purpose Back (AP)...hauled in 66 receptions for 973 yards...ranked second in the league with 81.1 receiving yards and fifth with 5.5 catches per game...caught 35 percent of the team's passes for 39 percent of the yards thrown...his 66 catches were the seventh-highest single-season total in school history, while his 973 receiving yards were the sixth-best mark...led the team with eight receiving touchdowns and with nine touchdowns overall...had five 100-yard receiving games in 2015...in 2014, earned first-team All-SEC Wide Receiver (AP and Coaches), 2014 Second-team All-SEC All-Purpose Back (AP and Coaches)...ranked third in the SEC in receptions (69), second in receiving yards (1,136) and receiving yards per game (87.4), fourth in receptions per game (5.3) and ninth in all-purpose yards/game (108.5)...named to the SEC Fall Academic Honor Roll...as a true freshman in 2013, earned a spot on the Freshman All-SEC squad as both an all-purpose back and return specialist...finished third on the squad with 655 all-purpose yards...also completed 2-of-3 passes for 29 yards and a touchdown...moved from cornerback to wide receiver a week into fall camp.

PERSONAL: Attended Havelock (N.C.) High School...went to back-to-back 3A state titles...Rams went 15-1 during his senior season and a perfect 16-0 during his junior campaign...played at quarterback, running back, receiver and was the primary return man on punts and kickoffs in the Shrine game...finished with 253 total yards including a 45-yard touchdown run, earned offensive MVP honors for the North Carolina squad...as a junior, rushed for 300 yards and caught 65 passes for 1,285 yards and 14 scores...registered 58 tackles with six interceptions...has a degree in sport and entertainment management.

PHAROAH COOPER NFL STATISTICS

Year	Team	Receiving				Rushing						
		G/S	No	Yds	Avg	Lg	TD	Att	Yds	Avg	Lg	TD
2016	RAMS	1/0	0	0	0.0	0	0	0	0	0.0	0	0
TOTALS		1/0	0	0	0.0	0	0	0	0	0.0	0	0

Year	Team	Punt Returns				Kickoff Returns					
		No	Yds	Avg	Lg	TD	Att	Yds	Avg	Lg	TD
2016	RAMS	0	0	0.0	0	0	1	23	23.0	23	0
TOTALS		0	0	0.0	0	0	1	23	23.0	23	0

PHAROAH COOPER GAME-BY-GAME STATISTICS

2016 LOS ANGELES RAMS																		
Game	W/L	G/S	Receiving				Rushing				Returns							
			No	Yds	Avg	Lg	TD	Att	Yds	Avg	Lg	TD	KR	YDS	AVG	LG	TD	
@SF 9/12	L																	
SEA 9/18	W																	
@TB 9/25	W																	
@ARI 10/2	W																	
BUF 10/9	L	1/0	0	0	0.0	0	0	0	0	0.0	0	0	1	23	23.0	23	0	
@DET 10/16	L																	
NYG 10/23	-	0/0	0	0	0.0	0	0	0	0	0.0	0	0	0	0	0.0	-	0	
CAR 11/6	-	0/0	0	0	0.0	0	0	0	0	0.0	0	0	0	0	0.0	-	0	
@NYJ 11/13	-	0/0	0	0	0.0	0	0	0	0	0.0	0	0	0	0	0.0	-	0	
MIA 11/20	-	0/0	0	0	0.0	0	0	0	0	0.0	0	0	0	0	0.0	-	0	
@NO 11/27	-	0/0	0	0	0.0	0	0	0	0	0.0	0	0	0	0	0.0	-	0	
@NE 12/4	-	0/0	0	0	0.0	0	0	0	0	0.0	0	0	0	0	0.0	-	0	
ATL 12/11	-	0/0	0	0	0.0	0	0	0	0	0.0	0	0	0	0	0.0	-	0	
@SEA 12/15	-	0/0	0	0	0.0	0	0	0	0	0.0	0	0	0	0	0.0	-	0	
SF 12/24	-	0/0	0	0	0.0	0	0	0	0	0.0	0	0	0	0	0.0	-	0	
ARI 1/1/17	-	0/0	0	0	0.0	0	0	0	0	0.0	0	0	0	0	0.0	-	0	
TOTALS	3-3	1/0	0	0	0.0	0	0	0	0	0.0	0	0	1	23	23.0	23	0	



23 | BENNY CUNNINGHAM

Position:	Running Back
Ht./Wt.:	5-10/217
Birth Date:	7/7/90
College:	Middle Tennessee
Hometown:	Nashville, Tenn.
Experience:	4th year (4th Rams)
Acquired:	FA-2013

Career GP/GS (Playoffs): 51/3 (0/0)



TRANSACTIONS: Re-signed with the Rams in 2016...originally signed with the Rams as an undrafted rookie free agent (4/30/13).

PRO: Fourth-year pro has competed in 51 games with three starts as a Ram...set career marks in receiving yards and kickoff return yards with 352 receiving yards and 963 kickoff return yards in 2014...also led the NFC in average yards per retrun with 27.5 average yards per return in 2014.

2016 SEASON: Week 1 at San Francisco (9/12): Saw action at running back and on kick return...tallied one rush for one yard...recorded one reception for seven yards...returned two kickoffs, totaling 59 yards (29.5) in the club's season opener...**Week 2 vs. Seattle (9/18):** Played on offense and special teams in the club's home opener...recorded one rush for two yards and one reception for seven yards...recorded one special teams tackle **Week 3 at Tampa Bay (9/25):** Saw action on offense and special teams...rushed two times for 29 yards...caught one pass for 10 yards...recorded a 44 yard kickoff return... **Week 4 at Arizona (10/2):** Returned one kickoff for 23 yards while seeing time on both offense and special teams, while also registering one special teams tackle...**Week 5 vs. Buffalo (10/9):** Declared inactive... **Week 6 at Detroit (10/16):** Rushed two times for nine yards...caught two passes for 14 yards...returned two kickoffs for 39 yards, with a 22-yard long coming in the third quarter.

2015 SEASON: Played in 16 games and started one...tallied 390 yards from scrimmage off of 37 rushes for 140 yards and 26 receptions for 250 yards...also handled kickoff return duties, returned 25 for 714 yards, for a 28.6-yard average and included a long return of 102 yards which is tied for the second longest in franchise history...previously, Tony Horne had returns of 102 & 103 yards...**vs. Tampa Bay (12/17):** Saw action on offense and special teams...notched a career-long 102 yard kickoff return...**at Washington (9/20):** Saw action at running back and kick returner...tallied four catches for 27 yards...also had one kickoff return for 28 yards...**vs. Seattle (9/13):** Started at running back...led the team in rushing with 16 rushes for 45 yards...also logged four receptions for 77 yards to total 122 yards from scrimmage on 20 offensive touches to establish a new personal high.

2014 SEASON: Finished the season with a single-season high 352 yards receiving and 963 kickoff return yards...**at Philadelphia (10/5):** Saw action at running back and kick returner...led the team in rushing with seven carries for 47 yards and one touch-down...also caught three passes for 24 yards...and returned five kicks for 126 yards...amassed 197 all purpose yards on 15 touches...**vs. Seattle (10/16):** Made his first career start at running back...led the teams in receptions and receiving yards with five for 46 and one touchdown...notched a 75-yard kickoff return, the longest kickoff return for the Rams since former Rams' WR Danny Amendola returned a kickoff for 84 yards (12/16/2010)...the return is tied for fifth longest in Rams history since 2000...**at San Francisco (11/2):** Saw action at running back and kick returner...led the Rams in receptions and receiving yards with three for 38...also returned three kickoffs for 78 yards...**at San Diego (11/23):** Saw action at running back and kick returner...ran the ball four times for 18 yards...recorded two receptions for 11 yards...returned five kickoffs for 133 yards...**at Seattle (12/28):** Saw action at running back and kick returner...led the Rams in receptions and yards with seven catches for 57 yards...carried the ball four times for 10 yards...returned three kickoffs for 80 yards.

2013 SEASON: Played in 14 games...rushed 47 times for 261 yards and one touchdown...caught six passes for 59 yards...also saw action on kickoff returns... **vs. Jacksonville (10/6):** Saw action on offense and special teams...rushed four times for 13 yards...returned two kickoffs for 52 yards, including a long of 32 yards...**at Indianapolis (11/10):** Saw action on offense and special teams...rushed seven times for a team-leading and personal best 72 yards...included a career long rush of 56 yards...**vs. Chicago (11/24):** Saw action on offense and special teams...notched his first 100-yard game of his career, rushed 13 times for 109 yards, an 8.4-yard average...tallied his first career touchdown on a 9-yard rush.

COLLEGE: Second team All-Sun Belt Conference as a senior...twice named SBC Offensive Player of the Week as a senior...named to the Doak Walker Award Watch List...Honorable Mention All-SBC Freshman Team by the league's beat writers...played in just five games as a senior and rushed for 600 yards and 11 touchdowns...was leading SBC in rushing and scoring when he suffered a season-ending injury in the team's sixth game...appeared in 37 games with the Blue Raiders.

PERSONAL: TSWA All-State and the Region Player of the Year as a high school senior after setting school records in single-season rushing yards (1,744), career touchdowns (60), touchdowns in a game (five), touchdowns in a season (29)...participated in numerous community events, including the United Way Kickoff for Charity Luncheon and Motion for Kids Holiday Party...he also supports the Christian Community Services program in Nashville, Tenn...CCSI provides the resources, tools and encouragement to move from government dependency to self-sufficiency through its financial literacy programs: Mentoring Toward Independence, monthly Basic Financial Training workshops and monthly THDA Home Buyer Education workshops.

BENNY CUNNINGHAM NFL STATISTICS

REGULAR SEASON

Year	Team	Receiving					Rushing					
		G/S	No	Yds	Avg	Lg	TD	Att	Yds	Avg	Lg	TD
2013	RAMS	14/0	6	59	9.8	18	0	47	261	5.6	56	1
2014	RAMS	16/2	45	352	7.8	19	1	66	246	3.7	20	3
2015	RAMS	16/1	26	250	9.6	42	0	37	140	3.8	40	0
2016	RAMS	5/0	5	38	7.6	10	0	6	41	6.8	22	0
TOTALS		51/3	82	699	8.5	42	1	156	688	4.4	56	4

Year	Team	Punt Returns				Kickoff Returns					
		No	Yds	Avg	Lg	TD	Att	Yds	Avg	Lg	TD
2013	RAMS	0	0	0.0	0	0	13	299	23.0	32	0
2014	RAMS	0	0	0.0	0	0	35	963	27.5	75	0
2015	RAMS	0	0	0.0	0	0	25	714	28.6	102	0
2016	RAMS	0	0	0.0	0	0	6	168	28.0	44	0
TOTALS		0	0	0.0	0	0	79	2,144	27.1	75	0

ADDITIONAL CAREER STATISTICS: Special Teams Tackles: 2016 (2), 2015 (2), 2014 (2), 2013 (3).

SINGLE GAME HIGHS

Rushing Attempts – 16, vs. Seattle (9/13/15)
 Rushing Yards – 109, vs. Chicago (11/24/13)
 Long– 56, at Indianapolis (11/10/13)

BENNY CUNNINGHAM GAME-BY-GAME STATISTICS

2016 LOS ANGELES RAMS

Game	W/L	Receiving					Rushing					Returns										
		G/S	No	Yds	Avg	Lg	TD	Att	Yds	Avg	Lg	TD	PR	FC	YDS	LG	TD	KR	YDS	AVG	LG	TD
@SF 9/12	L	1/0	1	7	7.0	7	0	1	1	1.0	1	0	0	0	0	0	0	2	59	29.5	32	0
SEA 9/18	W	1/0	1	7	7.0	7	0	1	2	2.0	2	0	0	0	0	0	0	0	0	0	0	0
@TB 9/25	W	1/0	1	10	10.0	10	0	2	29	14.5	22	0	0	0	0	0	0	1	44	44.0	44	0
@ARI 10/2	W	1/0	0	0	0.0	0	0	0	0	0.0	0	0	0	0	0	0	0	1	26	26.0	26	0
BUF 10/9	L											Inactive										
@DET 10/16	L	1/0	2	14	7.0	9	0	2	9	4.5	8	0	0	0	0	0	0	2	39	19.5	22	0
NYG 10/23	-	0/0	0	0	0.0	0	0	0	0	0.0	0	0	0	0	0	0	0	0	0	0.0	-	0
CAR 11/6	-	0/0	0	0	0.0	0	0	0	0	0.0	0	0	0	0	0	0	0	0	0	0.0	-	0
@NYJ 11/13	-	0/0	0	0	0.0	0	0	0	0	0.0	0	0	0	0	0	0	0	0	0	0.0	-	0
MIA 11/20	-	0/0	0	0	0.0	0	0	0	0	0.0	0	0	0	0	0	0	0	0	0	0.0	-	0
@NO 11/27	-	0/0	0	0	0.0	0	0	0	0	0.0	0	0	0	0	0	0	0	0	0	0.0	-	0
@NE 12/4	-	0/0	0	0	0.0	0	0	0	0	0.0	0	0	0	0	0	0	0	0	0	0.0	-	0
ATL 12/11	-	0/0	0	0	0.0	0	0	0	0	0.0	0	0	0	0	0	0	0	0	0	0.0	-	0
@SEA 12/15	-	0/0	0	0	0.0	0	0	0	0	0.0	0	0	0	0	0	0	0	0	0	0.0	-	0
SF 12/24	-	0/0	0	0	0.0	0	0	0	0	0.0	0	0	0	0	0	0	0	0	0	0.0	-	0
ARI 1/1/17	-	0/0	0	0	0.0	0	0	0	0	0.0	0	0	0	0	0	0	0	0	0	0.0	-	0
TOTALS	3-3	5/0	5	38	7.6	10	0	6	41	6.8	22	0	0	0	0	0	0	6	168	28.0	44	0

2015 ST. LOUIS RAMS

Game	W/L	Receiving					Rushing					Returns										
		G/S	No	Yds	Avg	Lg	TD	Att	Yds	Avg	Lg	TD	PR	FC	YDS	LG	TD	KR	YDS	AVG	LG	TD
SEA 9/13	W	1/1	4	77	19.3	42	0	16	45	2.8	9	0	0	0	0	0	0	0	0	0	0	0
@WASH 9/20	L	1/0	4	27	6.8	10	0	1	0	0.0	0	0	0	0	0	0	0	1	28	28.0	28	0
PIT 9/27	L	1/0	2	18	9.0	12	0	1	12	12.0	12	0	0	0	0	0	0	2	48	24.0	26	0
@ARI 10/4	W	1/0	2	4	2.0	7	0	2	0	0.0	0	0	0	0	0	0	0	5	121	24.2	39	0
@GB 10/11	L	1/0	2	28	14.0	17	0	0	0	0.0	0	0	0	0	0	0	0	1	25	25.0	25	0
CLEV 10/25	W	1/0	2	13	6.5	10	0	4	11	2.8	8	0	0	0	0	0	0	1	27	27.0	27	0
SF 11/1	W	1/0	0	0	0.0	0	0	0	0	0.0	0	0	0	0	0	0	0	1	13	13.0	13	0
@MINN 11/8	L	1/0	0	0	0.0	0	0	0	0	0.0	0	0	0	0	0	0	0	0	0	0.0	0	0
CHI 11/15	L	1/0	1	2	2.0	2	0	0	0	0.0	0	0	0	0	0	0	0	1	27	27.0	27	0
@BAL 11/22	L	1/0	1	20	20.0	20	0	1	0	0.0	0	0	0	0	0	0	0	0	0	0.0	0	0
@CIN 11/29	L	1/0	1	5	5.0	5	0	2	12	6.0	8	0	0	0	0	0	0	2	46	23.0	23	0
ARI 12/6	L	1/0	0	0	0.0	0	0	0	0	0.0	0	0	0	0	0	0	0	0	0	0.0	0	0
DET 12/13	W	1/0	1	8	8.0	8	0	3	14	4.7	9	0	0	0	0	0	0	0	0	0.0	0	0
TAMPA 12/17	W	1/0	0	0	0.0	0	0	2	8	4.0	4	0	0	0	0	0	0	4	188	47.0	102	0
@SEA 12/27	W	1/0	3	14	4.7	10	0	1	0	0.0	0	0	0	0	0	0	0	1	18	18.0	18	0
@SF 1/3/16	L	1/0	3	34	11.3	13	0	4	38	9.5	40	0	0	0	0	0	0	2	44	22.0	23	0
TOTAL	7-9	16/1	26	250	9.6	42	0	37	140	3.8	40	0	0	0	0	0	0	25	714	28.6	102	0

BENNY CUNNINGHAM GAME-BY-GAME STATISTICS

2014 ST. LOUIS RAMS

Game	W/L	Receiving					Rushing					Returns											
		G/S	No	Yds	Avg	Lg	TD	Att	Yds	Avg	Lg	TD	PR	FC	YDS	LG	TD	KR	YDS	AVG	LG	TD	
MIN 9/7	L	1/0	4	30	7.5	12	0	5	21	4.2	12	0	0	0	0	0	0	0	0	0.0	0	0	0
@TB 9/14	W	1/0	1	4	4.0	4	0	6	15	2.5	11	0	0	0	0	0	0	0	0	0.0	0	0	0
DAL 9/21	L	1/0	1	5	5.0	5	0	9	29	3.2	7	0	0	0	0	0	0	0	0	0.0	0	0	0
PHL10/5	L	1/0	3	24	8.0	12	0	7	47	6.7	14t	1	0	0	0	0	0	5	126	25.2	31	0	
SF 10/13	L	1/0	2	12	6.0	6	0	7	21	3.0	5	1	0	0	0	0	0	2	54	27.0	31	0	
SEA 10/19	W	1/1	5	46	9.2	18	1	2	3	1.5	5	0	0	0	0	0	0	2	104	52.0	75	0	
@KC 10/26	L	1/1	1	8	8.0	8	0	4	27	6.8	18	0	0	0	0	0	0	2	57	28.5	41	0	
@SF 11/2	W	1/0	3	38	12.7	17	0	4	10	2.5	8	0	0	0	0	0	0	3	78	26.0	37	0	
@ARI 11/9	L	1/0	2	16	8.0	12	0	4	12	3.0	5	1	0	0	0	0	0	2	63	31.5	32	0	
DEN 11/16	W	1/0	4	31	7.8	12	0	2	7	3.5	6	0	0	0	0	0	0	2	49	24.5	25	0	
@SD 11/23	L	1/0	2	11	5.5	7	0	4	18	4.5	8	0	0	0	0	0	0	5	133	26.6	33	0	
OAK 11/30	W	1/0	0	0	0.0	0	0	2	3	1.5	5	0	0	0	0	0	0	0	0	0	0	0	0
@WAS 12/7	W	1/0	5	28	5.6	15	0	3	20	6.7	20	0	0	0	0	0	0	1	20	20.0	20	0	
ARI 12/11	L	1/0	3	23	7.7	19	0	2	4	2.0	4	0	0	0	0	0	0	4	116	29.0	36	0	
NYG 12/21	L	1/0	2	19	9.5	11	0	1	-1	-1.0	-1	0	0	0	0	0	0	4	83	20.8	25	0	
@SEA 12/28	L	1/0	7	57	8.1	14	0	4	10	2.5	6	0	0	0	0	0	0	3	80	26.7	30	0	
TOTAL		6-10	16/2	45	352	7.8	19	1	66	246	3.7	20	3	0	0	0	0	0	35	963	27.5	75	0

2013 ST. LOUIS RAMS

Game	W/L	Receiving					Rushing					Returns											
		G/S	No	Yds	Avg	Lg	TD	Att	Yds	Avg	Lg	TD	PR	FC	YDS	LG	TD	KR	YDS	AVG	LG	TD	
ARI 9/8	W	1/0	0	0	0.0	0	0	0	0	0.0	0	0	0	0	0	0	0	2	46	23.0	25	0	
@ATL 9/15	L	1/0	0	0	0.0	0	0	2	0	0.0	0	0	0	0	0	0	0	1	25	25.0	25	0	
@DAL 9/22	L	1/0	1	6	6.0	6	0	4	16	4.0	9	0	0	0	0	0	0	2	46	23.0	25	0	
SF 9/26	L	1/0	1	17	17.0	17	0	4	6	1.5	7	0	0	0	0	0	0	3	74	24.7	32	0	
JAC 10/6	W	1/0	0	0	0.0	0	0	4	13	3.3	6	0	0	0	0	0	0	2	52	26.0	32	0	
@HOU 10/13	W	1/0	0	0	0.0	0	0	3	11	3.7	7	0	0	0	0	0	0	2	56	28.0	30	0	
@CAR 10/20	L											Inactive											
SEA 10/28	L											Inactive											
TEN 11/3	L	1/0	0	0	0.0	0	0	3	11	3.7	6	0	0	0	0	0	0	0	0	0	0	0	0
@IND 11/10	W	1/0	1	18	18.0	18	0	7	72	10.3	56	0	0	0	0	0	0	0	0	0	0	0	0
CHI 11/24	W	1/0	0	0	0.0	0	0	13	109	8.4	27	1	0	0	0	0	0	0	0	0	0	0	0
@SF 12/1	L	1/0	0	0	0.0	0	0	2	16	8.0	13	0	0	0	0	0	0	0	0	0	0	0	0
@ARI 12/8	L	1/0	2	16	8.0	10	0	2	9	4.5	6	0	0	0	0	0	0	0	0	0	0	0	0
NO 12/15	W	1/0	0	0	0.0	0	0	2	0	0.0	0	0	0	0	0	0	0	0	0	0	0	0	0
TB 12/22	W	1/0	0	0	0.0	0	0	1	-2	-2.0	-2	0	0	0	0	0	0	0	0	0	0	0	0
@SEA 12/29	L	1/0	1	2	2.0	2	0	0	0	0.0	0	0	0	0	0	0	0	1	0	0	0	0	0
TOTAL		7-9	14/0	6	59	9.8	18	0	47	261	5.6	56	1	0	0	0	0	0	13	299	23.0	32	0



38 | CODY DAVIS

Position: Safety
Ht./Wt.: 6-1/206
Birth Date: 6/6/89
College: Texas Tech
Hometown: Stephenville, Texas
Experience: 4th year (4th Rams)
Acquired: FA-2013
Career GP/GS (Playoffs): 48/1 (0/0)



TRANSACTIONS: Re-signed with the Rams (3/9/16)...signed to the Rams' active roster (9/27/13)...spent the first four weeks of the season on the Rams' practice squad...signed with the Rams as an undrafted rookie free agent (4/29/13).

PRO: Fourth-year pro has played in 49 games with one start as a Ram as a key special teams contributor...garnered 16 special teams tackles in his first two seasons.

2016 SEASON: Week 1 at San Francisco (9/12): Appeared on defense and special teams, recording one total tackle...**Week 2 vs. Seattle (9/18):** Compiled two total tackles and one special teams tackle in the club's home opener...**Week 3 at Tampa Bay (9/25):** Started at defensive back for his first career NFL start...registered one tackle while also playing on special teams, recording one special teams tackle...**Week 4 at Arizona (10/2):** Played on defense and special teams...registered two tackles and one pass defended in addition to one special teams tackle...**Week 5 vs. Buffalo (10/9):** Did not play...**Week 6 at Detroit (10/16):** Played on both fense and special teams.

2015 SEASON: Played in 16 games...registered 10 special teams tackles...**at Baltimore (11/22):** Saw action on special teams...notched two tackles...**vs. Chicago (11/15):** Saw action on special teams...tallied three tackles...**at Green Bay (10/11):** Saw action on special teams...made one tackle...caught a 20-yard pass from P Johnny Hekker on a fake punt conversion, his first reception of his NFL career.

2014 SEASON: Saw action in 15 games on defense and special teams, registered three tackles (two solo) and 10 special teams tackles...**vs. Minnesota (9/7):** Saw action on defense and special teams...recorded one tackle (one solo)...**vs. Dallas (9/21):** Saw action on defense and special teams...recorded one tackle...recovered a RB DeMarco Murray fumble in the first quarter that led to a Rams scoring drive...**vs. Oakland (11/30):** Saw action on special teams...tallied three tackles.

at Seattle (12/28): Saw action on special teams...notched two tackles

2013 SEASON: Signed to the Rams' active roster (9/27)...finished the season with six special teams tackles...**at Indianapolis (11/10):** Saw action on special teams...tallied two tackles...**at San Francisco (12/1):** Saw action on special teams...made one tackle...**at Arizona (12/8):** Saw action on special teams...registered two special teams tackles.

COLLEGE: Capital One Academic All-America (first team)...Phil Steele All-Big 12 (second team)... All-Big 12 (second team)... All-Big 12 Defensive Player of the Year (honorable mention)...All-Big 12 Scholar-Athlete of the Year (honorable mention)... Academic All-Big 12 (first team)...ranked second in Big 12 in solo tackles (84) as a senior and eighth in the conference in total tackles (101)...ranks eighth in school history in career tackles (362)...led the team with 101 tackles (84 solo) as a senior...started 49 games, including 22 consecutive starts at safety...Academic All-Big 12 (first team) as a junior... All-Big 12 (honorable mention) as a sophomore...Phil Steele Freshman All-America (first team).

PERSONAL: Attended Stephenville High School in Stephenville, Texas...an extremely productive high school player, he helped lead Stephenville to a combined 33-5 record during his three years as a starter in the defensive backfield...majored in business administration...participated in numerous community events, including Holiday Mail for Heroes, Love Light, Komen Race for the Cure, Play 60 Field Day, and Defensive Line Paintball Tournament to benefit St. Patrick Center.

CODY DAVIS NFL STATISTICS

REGULAR SEASON																
Year	Team	G/S	Tackles					Interceptions					Fumbles			
			Total	Solo	Asst	Sk	Yds	Int	Yds	Lg	TD	PD	FF	FR	Yds	
2013	RAMS	12/0	0	0	0	0.0	0.0	0	0	0	0	0	0	0	0	0
2014	RAMS	15/0	3	2	1	0.0	0.0	0	0	0	0	0	0	1	0	
2015	RAMS	16/0	0	0	0	0.0	0.0	0	0	0	0	0	0	0	0	
2016	RAMS	5/1	6	3	3	0.0	0.0	0	0	0	0	1	0	0	0	
Total		48/1	9	5	4	0.0	0.0	0	0	0	0	1	0	1	0	

ADDITIONAL CAREER STATISTICS: Special Teams Tackles: 2016 (3), 2015 (10), 2014 (10), 2013 (6). Caught a 20-yard pass from P Johnny Hekker on a succesful fake punt conversion.

CODY DAVIS GAME-BY-GAME STATISTICS

2016 LOS ANGELES RAMS

Game	W/L	P/S	T	S	A	Sk	Yds	Int	Yds	Lg	TD	PD	FF	FR	Yds
@SF 9/12*	L	1/0	1	0	1	0.0	0	0	0	-	0	0	0	0	0
SEA 9/18	W	1/0	2	1	1	0.0	0	0	0	0	0	0	0	0	0
@TB 9/25	W	1/1	1	0	1	0.0	0	0	0	0	0	0	0	0	0
@ARI 10/2	W	1/0	2	1	1	0.0	0	0	0	0	1	0	0	0	0
BUF 10/9	L					Did not play									
@DET 10/16	L	1/0	0	0	0	0.0	0	0	0	0	0	0	0	0	0
NYG 10/23	-	0/0	0	0	0	0.0	0	0	0	0	0	0	0	0	0
CAR 11/6	-	0/0	0	0	0	0.0	0	0	0	0	0	0	0	0	0
@NYJ 11/13	-	0/0	0	0	0	0.0	0	0	0	0	0	0	0	0	0
MIA 11/20	-	0/0	0	0	0	0.0	0	0	0	0	0	0	0	0	0
@NO 11/27	-	0/0	0	0	0	0.0	0	0	0	0	0	0	0	0	0
@NE 12/4	-	0/0	0	0	0	0.0	0	0	0	0	0	0	0	0	0
ATL 12/11	-	0/0	0	0	0	0.0	0	0	0	0	0	0	0	0	0
@SEA 12/15	-	0/0	0	0	0	0.0	0	0	0	0	0	0	0	0	0
SF 12/24	-	0/0	0	0	0	0.0	0	0	0	0	0	0	0	0	0
ARI 1/1/17	-	0/0	0	0	0	0.0	0	0	0	0	0	0	0	0	0
TOTALS	3-3	5/1	6	3	3	0.0	0	0	0	-	0	1	0	0	0

2015 ST. LOUIS RAMS

Game	W/L	P/S	T	S	A	Sk	Yds	Int	Yds	Lg	TD	PD	FF	FR	Yds
SEA 9/13	W	1/0	0	0	0	0.0	0	0	0	0	0	0	0	0	0
@WAS 9/20	L	1/0	0	0	0	0.0	0	0	0	0	0	0	0	0	0
PIT 9/27	L	1/0	0	0	0	0.0	0	0	0	0	0	0	0	0	0
@ARI 10/4	W	1/0	0	0	0	0.0	0	0	0	0	0	0	0	0	0
@GB 10/11	L	1/0	0	0	0	0.0	0	0	0	0	0	0	0	0	0
CLEV 10/25	W	1/0	0	0	0	0.0	0	0	0	0	0	0	0	0	0
SF 11/1	W	1/0	0	0	0	0.0	0	0	0	0	0	0	0	0	0
@MIN 11/8	L	1/0	0	0	0	0.0	0	0	0	0	0	0	0	0	0
CHI 11/15	L	1/0	0	0	0	0.0	0	0	0	0	0	0	0	0	0
@BAL 11/22	L	1/0	0	0	0	0.0	0	0	0	0	0	0	0	0	0
@CIN 11/29	L	1/0	0	0	0	0.0	0	0	0	0	0	0	0	0	0
ARI 12/6	L	1/0	0	0	0	0.0	0	0	0	0	0	0	0	0	0
DET 12/13	W	1/0	0	0	0	0.0	0	0	0	0	0	0	0	0	0
TB 12/17	W	1/0	0	0	0	0.0	0	0	0	0	0	0	0	0	0
@SEA 12/27	W	1/0	0	0	0	0.0	0	0	0	0	0	0	0	0	0
@SF 1/3/16	L	1/0	0	0	0	0.0	0	0	0	0	0	0	0	0	0
TOTAL	7-9	16/0	0	0	0	0.0	0	0	0	0	0	0	0	0	0

2014 ST. LOUIS RAMS

Game	W/L	P/S	T	S	A	Sk	Yds	Int	Yds	Lg	TD	PD	FF	FR	Yds
MIN 9/7	L	1/0	1	1	0	0.0	0	0	0	0	0	0	0	0	0
@TB 9/14	W	1/0	0	0	0	0.0	0	0	0	0	0	0	0	0	0
DAL 9/21	L	1/0	1	0	1	0.0	0	0	0	0	0	0	0	1	0
PHL 10/5	L	1/0	0	0	0	0.0	0	0	0	0	0	0	0	0	0
SF 10/13	L	1/0	0	0	0	0.0	0	0	0	0	0	0	0	0	0
SEA 10/19	W	1/0	0	0	0	0.0	0	0	0	0	0	0	0	0	0
@KC 10/26	L	1/0	1	1	0	0.0	0	0	0	0	0	0	0	0	0
@SF 11/2	W					Inactive									
@ARI 11/9	L	1/0	0	0	0	0.0	0	0	0	0	0	0	0	0	0
DEN 11/16	W	1/0	0	0	0	0.0	0	0	0	0	0	0	0	0	0
@SD 11/23	L	1/0	0	0	0	0.0	0	0	0	0	0	0	0	0	0
OAK 11/30	W	1/0	0	0	0	0.0	0	0	0	0	0	0	0	0	0
@WAS 12/7	W	1/0	0	0	0	0.0	0	0	0	0	0	0	0	0	0
ARI 12/11	L	1/0	0	0	0	0.0	0	0	0	0	0	0	0	0	0
NYG 12/21	L	1/0	0	0	0	0.0	0	0	0	0	0	0	0	0	0
@SEA 12/28	L	1/0	0	0	0	0.0	0	0	0	0	0	0	0	0	0
TOTAL	6-10	15/0	3	2	1	0.0	0	0	0	0	0	0	0	1	0



99 | AARON DONALD

Position:	Defensive Tackle
Ht./Wt.:	6-1/285
Birth Date:	5/23/91
College:	Pittsburgh
Hometown:	Pittsburgh, Pa.
Experience:	3rd year (3rd Rams)
Acquired:	D1B-2014 (13th)

Career GP/GS (Playoffs): 38/34 (0/0)



TRANSACTIONS: Selected by the Rams in the first round (13th overall) of the 2014 NFL Draft (5/8/14).

PRO: Named to back-to-back Pro Bowls in his first two seasons (2015, 2016)...appeared in 38 games and started 34...in 2015, notched 11.0 sacks which led the NFL at the defensive tackle position...also had a team-high 49 quarterback pressures and 29 hits on the quarterback...in 2014, posted 9.0 sacks, which led all rookies and are the most ever by a Rams' rookie...was first Rams' rookie selected to the Pro Bowl since RB Jerome Bettis in 1993.



2016 SEASON: Week 1 at San Francisco (9/12): Started the season opener at defensive tackle...recorded three solo tackles and three quarterback pressures...**Week 2 Seattle (9/18):** Recorded five total tackles (four solo)...

...compiled three quarterback pressures and four quarterback hits...**Week 3 at Tampa Bay (9/25):** Started at defensive tackle...compiled three total tackles...also registered three quarterback pressures and three quarterback hits...**Week 4 at Arizona (10/2):** Started at defensive tackle...

Donald earned NFC Defensive Player of the Week honors at Arizona (10/2/16)



...registered five tackles (three solo)...registered his first sack of the season and added a forced fumble on the play...also split a sack with DE Eugene Sims...Named NFC Defensive Player of the Week...**Week 5 vs. Buffalo (10/9):** Started at defensive tackle...recorded two solo tackles...combined on a sack with DT Dominique Easley...**Week 6 at Detroit (10/16):** Started at defensive tackle...registered two tackles (three solo)...notched one sack for five yards, moving into the top-15 in Rams history with his 23rd career sack...added four quarterback pressures and two quarterback hits on the day.



2015 SEASON: Started 16 games at defensive tackle...earned second consecutive Pro Bowl berth...notched 11.0 sacks to set a new single season-high and earn the team lead in the category...the mark also led the NFL at the defensive tackle position...also had a team-high 49 quarterback pressures and 29 hits on the quarterback...recorded a personal-best 85 tackles on the season (60 solo)...voted Rams' MVP by teammates...**at Seattle (12/27):** Recorded seven tackles (four solo)...also registered nine quarterback pressures and three hits on the quarterback...**vs. Tampa Bay (12/17):** Started at defensive tackle...recorded six tackles (four solo)...also had two quarterback pressures and three hits...**vs. Detroit (12/13):** Notched a career-high 3.0 sacks on QB Matt Stafford...marked his third career multi-sack game, and first 3.0 sack game...also registered two solo tackles and three quarterback hits...**vs. Arizona (12/6):** Sacked Arizona QB Carson Palmer...also had seven tackles (six solo), two quarterback pressures and five quarterback hits...**at Baltimore (11/22):** Sacked Ravens QB Joe Flacco for a seven yard loss...registered 10 tackles (eight solo), five quarterback pressures and one hit on the quarterback...**vs. Chicago (11/15):** Split a sack with DE Williams Hayes on Bears QB Jay Cutler for a nine yard loss...added a solo sack on Cutler marked his second career multi-sack game...also notched five tackles (four solo) and one quarterback hit and pressure...**vs. Cleveland (10/25):** Compiled 1.0 sack, two solo tackles, three quarterback hits and two forced fumbles...**vs. Pittsburgh (9/27):** Sacked Steelers QB Ben Roethlisberger for an 8-yard loss...registered six tackles (four solo)...**at Washington (9/20):** Split a sack on QB Kirk Cousins with DE Chris Long...tallied five tackles (four tackles)...**vs. Seattle (9/13):** Sacked QB Russell Wilson two times to bump his career sack total to 11...marked his first multi-sack game of his career...added 11 tackles to establish a new career-high...earned NFC Defensive Player of the Week honors.

2014 SEASON: Finished the season with 72 tackles (49 solo), 9.0 sacks and 38 quarterback pressures...from weeks 10-15, he had a sack in five straight games...also posted a team-high 17 tackles for loss on the season and coaches credited him with 32 quarterback pressures and 12 quarterback hits...his 9.0 sacks are the most ever by a Rams rookie regardless of position...**vs. Minnesota (9/7):** Made his NFL debut...recorded six tackles (five solo)...**at Tampa Bay (9/14):** Saw action on defense and special teams...recorded six tackles (five solo)...recorded his first career sack...**vs. San Francisco (10/13):** Made his first career start at defensive tackle...tallied seven tackles (five solo)...**vs. Seattle (10/16):** Started at defensive tackle...notched six solo tackles and 1.0 sack...**at Kansas City (10/26):** Started at defensive tackle...tallied three solo tackles and one forced fumble...**at San Francisco (11/2):** Started at defensive tackle...registered one solo tackle and 1.0 sack...**vs. Denver (11/16):** Started at defensive tackle...registered two solo tackles and 1.0 sack...**at San Diego (11/23):** Started at defensive tackle...notched seven tackles (four solo) and 1.0 sack...**vs. Oakland (11/30):** Started at defensive tackle...tallied five tackles (three solo) and 1.0 sack...

at Washington (12/7): Started at defensive tackle...notched five tackles (two solo) and 1.0 sack...**vs. Arizona (12/11):** Recorded his 10th career start at defensive tackle...registered six tackles (two solo) and 1.0 sack...**at Seattle (12/28):** Started at defensive tackle...posted seven tackles (four solo) and 1.0 sack...led all rookies with 9.0 sacks.

COLLEGE: Recipient of the Bronko Nagurski Trophy (nation's most outstanding defensive player), Chuck Bednarik (defensive player of the year), Outland Trophy (nation's best offensive or defensive interior lineman) and Rotary Lombardi Award (nation's most outstanding lineman or linebacker)...also named Athlon Sports National Defensive Player of the Year, CBSSports.com National Defensive Player of the Year and Lindy's Sports National Defensive Player of the Year...named All-American first-team by The NFL Draft Report, American Football Coaches Association, Associated Press, Athlon Sports, ESPN.com, Football Writers Association of America, Lindy's Sports, SI.com, Sporting News, USA Today and Walter Camp Football Foundation...was also the recipient of the Atlantic Coast Conference Defensive Player of the Year Award by the league's coaches, media and Athlon Sports...added All-ACC first-team honors...earned unanimous first-team All-American status, he became the first Pitt defensive player to accomplish that feat since legendary defensive end Hugh Green in 1980...started 30-of-51 games at Pittsburgh - 25 at strong-side defensive tackle and five at strong-side defensive end...recorded 181 tackles (115 solos) with 29.5 sacks for minus 200 yards, 66.0 stops for losses totaling 315 yards, 43 quarterback pressures, 11 pass deflections and six forced fumbles...ranks fourth in NCAA FBS history with his 66.0 tackles-for-loss...his 29.5 sacks and 28 solo sacks both ranked third among active players, as his lost yardage via sacks (200) placed fourth...his 66 tackles-for-loss are the most by a Panther since the NCAA began recognizing that category in 1999... in 2013, earned Player of the Week honors for his performance vs. Virginia from the Bednarik Award and Athlon Sports...received National Player of the Week from the Bednarik Award vs. Georgia Tech and was also named ACC Player of the Week for that effort...closed out the regular schedule with Lott IMPACT Player of the Week and Walter Camp National Defensive Player of the Week recognition for the Syracuse clash...in 2012, earned third-team All-American honors from The NFL Draft Report after he led the team with 5.5 sacks for minus 36 yards, 18.5 stops for losses of 78 yards and eleven quarterback pressures...in 2011, received All-Big East Conference second-team honors from the league's coaches...played in all thirteen games as a reserve defensive tackle in 2010.

PERSONAL: Attended Penn Hills (Pa.) High School, playing football for head coach Ron Graham...regarded as one of the most dominating defensive linemen in Western Pennsylvania Interscholastic Athletic League Class AAAA ranks...selected first team All-State Class AAAA by the Pennsylvania Sports Writers Association each of his final two seasons...The Pennsylvania Football News All-Class AAAA, Pittsburgh Post-Gazette WPIAL Class AAAA Player of the Year, Pittsburgh Post-Gazette "Fabulous 22" and Pittsburgh Tribune-Review "Terrific 25" choice compiled 63 tackles, including fifteen for loss and eleven sacks as a senior... also started at offensive guard and was a three-year starter on both sides of the ball...the Indians advanced to the WPIAL Class AAAA playoffs in each of Donald's three years as a starter...selected to play in the Big 33 Football Classic and was rated one of the country's top 25 defensive tackles by Scout.com... his brother Archie played linebacker at Toledo...born Aaron Charles Donald...majored in Communications...son of Anita Goggins and Archie Donald...resides in Penn Hills, Pennsylvania...participated in numerous community events, including Coach Fisher & Friends Celebrity Softball game, the 6th Annual Playground Build at Marygrove, United Way Kickoff to Charity Luncheon, St. Louis Rams Training Academy Youth Camp and the All-Community Team Ticket Program - Donald's Drop Squad.

AARON DONALD NFL STATISTICS

REGULAR SEASON																
Year	Team	G/S	Tackles					Interceptions				Fumbles				
			Total	Solo	Asst	Sk	Yds	Int	Yds	Lg	TD	PD	FF	FR	Yds	
2014	RAMS	16/12	72	49	23	9.0	60	0	0	0	0	0	0	1	0	0
2015	RAMS	16/16	85	60	25	11.0	59.5	0	0	0	0	0	2	1	0	
2016	RAMS	6/6	23	16	7	3.0	18	0	0	0	0	3	1	0	0	
Total		38/34	180	125	55	23.0	138.5	0	0	0	0	3	4	1	0	

SINGLE GAME HIGHS
 Total Tackles – 11, vs. Seattle (9/13/15)
 Solo Tackles – 8, at Baltimore (11/22/15)
 Sacks –3.0, vs. Detroit (12/13/15)

AARON DONALD GAME-BY-GAME STATISTICS

2016 LOS ANGELES RAMS

Game	W/L	P/S	T	S	A	Sk	Yds	Int	Yds Lg	TD	PD	FF	FR	Yds
@SF 9/12	L	1/1	4	3	1	0.0	0	0	0	-	0	0	0	0
SEA 9/18	W	1/1	5	4	1	0.0	0	0	0	-	0	0	0	0
@TB 9/25	W	1/1	3	1	2	0.0	0	0	0	-	2	0	0	0
@ARI 10/2	W	1/1	5	3	2	1.5	9.5	0	0	-	1	1	0	0
BUF 10/9	L	1/1	2	2	0	0.5	3.5	0	0	-	0	0	0	0
@DET 10/16	L	1/1	4	3	1	1.0	5	0	0	-	0	0	0	0
NYG 10/23	-	0/0	0	0	0	0.0	0	0	0	-	0	0	0	0
CAR 11/6	-	0/0	0	0	0	0.0	0	0	0	-	0	0	0	0
@NYJ 11/13	-	0/0	0	0	0	0.0	0	0	0	-	0	0	0	0
MIA 11/20	-	0/0	0	0	0	0.0	0	0	0	-	0	0	0	0
@NO 11/27	-	0/0	0	0	0	0.0	0	0	0	-	0	0	0	0
@NE 12/4	-	0/0	0	0	0	0.0	0	0	0	-	0	0	0	0
ATL 12/11	-	0/0	0	0	0	0.0	0	0	0	-	0	0	0	0
@SEA 12/15	-	0/0	0	0	0	0.0	0	0	0	-	0	0	0	0
SF 12/24	-	0/0	0	0	0	0.0	0	0	0	-	0	0	0	0
ARI 11/17	-	0/0	0	0	0	0.0	0	0	0	-	0	0	0	0
TOTALS	3-3	6/6	23	16	7	3.0	18.0	0	0	-	3	1	0	0

2015 ST. LOUIS RAMS

Game	W/L	P/S	T	S	A	Sk	Yds	Int	Yds Lg	TD	PD	FF	FR	Yds
SEA 9/13	W	1/1	11	6	5	2.0	10.0	0	0	0	0	0	0	0
@WASH 9/20	L	1/1	5	4	1	0.5	4.0	0	0	0	0	0	0	0
PIT 9/27	L	1/1	6	4	2	1.0	8.0	0	0	0	0	0	0	0
@ARI 10/4	W	1/1	4	2	2	0.0	0	0	0	0	0	0	0	0
@GB 10/11	L	1/1	3	2	1	0.0	0	0	0	0	0	0	0	0
CLEV 10/25	W	1/1	2	2	0	1.0	0	0	0	0	0	2	0	0
SF 11/1	W	1/1	4	4	0	0.0	0	0	0	0	0	0	0	0
@MINN 11/8	L	1/1	4	3	1	0.0	0	0	0	0	0	0	0	0
CHI 11/15	L	1/1	5	4	1	1.5	9.5	0	0	0	0	0	1	0
@BAL 11/22	L	1/1	10	8	2	1.0	7.0	0	0	0	0	0	0	0
@CIN 11/29	L	1/1	6	3	3	0.0	0	0	0	0	0	0	0	0
ARI 12/6	L	1/1	7	6	1	1.0	4.0	0	0	0	0	0	0	0
DET 12/13	W	1/1	2	2	0	3.0	17.0	0	0	0	0	0	0	0
TB 12/17	W	1/1	6	4	2	0.0	0	0	0	0	0	0	0	0
@SEA 12/27	W	1/1	7	4	3	0.0	0	0	0	0	0	0	0	0
@SF 1/3/16	L	1/1	3	2	1	0.0	0	0	0	0	0	0	0	0
TOTAL	7-9	16/16	85	60	25	11.0	59.5	0	0	0	0	2	1	0

2014 ST. LOUIS RAMS

Game	W/L	P/S	T	S	A	Sk	Yds	Int	Yds Lg	TD	PD	FF	FR	Yds
MIN 9/7	L	1/0	6	5	1	0.0	0	0	0	0	0	0	0	0
@TB 9/14	W	1/0	6	5	1	1.0	4	0	0	0	0	0	0	0
DAL 9/21	L	1/0	4	3	1	0.0	0	0	0	0	0	0	0	0
PHL 10/5	L	1/0	4	2	2	0.0	0	0	0	0	0	0	0	0
SF 10/13	L	1/1	7	5	2	0.0	0	0	0	0	0	0	0	0
SEA 10/19	W	1/1	6	6	0	1.0	5	0	0	0	0	0	0	0
@KC 10/26	L	1/1	3	3	0	0.0	0	0	0	0	0	1	0	0
@SF 11/2	W	1/1	1	1	0	1.0	9	0	0	0	0	0	0	0
@ARI 11/9	L	1/1	3	2	1	0.0	0	0	0	0	0	0	0	0
@IND 11/10	W	1/1	0	0	0	0.0	0	0	0	0	0	0	0	0
DEN 11/16	W	1/1	2	2	0	1.0	12	0	0	0	0	0	0	0
@SD 11/23	L	1/1	7	4	3	1.0	5	0	0	0	0	0	0	0
OAK 11/30	W	1/1	5	3	2	1.0	8	0	0	0	0	0	0	0
@WAS 12/7	W	1/1	5	2	3	1.0	8	0	0	0	0	0	0	0
ARI 12/11	L	1/1	6	2	4	1.0	8	0	0	0	0	0	0	0
NYG 12/21	L	1/1	0	0	0	0.0	0	0	0	0	0	0	0	0
@SEA 12/28	L	1/1	7	4	3	1.0	1	0	0	0	0	0	0	0
TOTAL	6-10	16/12	72	49	23	9.0	60	0	0	0	0	1	0	0



64 | ANDREW DONNAL

Position:	Offensive Lineman
Ht./Wt.	6-5/316
Birth Date:	3/3/92
College:	Iowa
Hometown:	Monclava, Ohio
Experience:	2nd year (2nd Rams)
Acquired:	D4-2015 (119th)

Career GP/GS (Playoffs): 11/2 (0/0)



TRANSACTIONS: Selected by the Rams in the fourth round (119th overall) of the 2015 NFL Draft (5/2/15).

2016 SEASON: Week 1 at San Francisco (9/12): Appeared on offense and special teams...**Week 2 vs. Seattle (9/18):** Appeared on offense and special teams...**Week 3 at Tampa Bay (9/25):** Saw action on offense and special teams... **Week 4 at Arizona (10/2):** Played on offense and special teams...**Week 5 vs. Buffalo (10/9):** Appeared on both offense and special teams... **Week 6 at Detroit (10/16):** Saw action on offense and special teams.

2015 SEASON: Played in five games and earned two starts before being declared inactive with a knee injury...**at Baltimore (11/22):** Started at right guard...left the game with a knee injury and did not return...**at Minnesota (11/8):** Made his first NFL start... **vs. San Francisco (11/1):** Saw action on special teams...**at Washington (9/20):** Saw his first NFL action on special teams.

COLLEGE: Started all 13 games at right tackle as a senior... earned Honorable mention All-Big Ten by league coaches...played every offensive down in win over Northern Iowa as offense gained 401 yards total offense...played every offensive down in win over Ball State as offense gained 455 yards total offense...played every offensive down in win at Purdue as offense gained 420 yards total offense...played every offensive down in win over Indiana as offense gained 426 yards total offense...played every offensive down in win over Northwestern as offense gained 483 yards total offense...started at right tackle in win at Illinois as offense rushed for 304 yards and gained 587 yards total offense...played every offensive down against No. 14 Wisconsin as offense gained 412 yards total offense against top-ranked defense in the nation...saw action at both guard and tackle throughout the 2013 season...played in 12 games...saw action at right guard and left tackle in win over Missouri State as offense gained 491 yards total offense ...saw action at right guard in win at Iowa State as offense gained 378 yards total offense and rushed for over 200 yards in third straight outing...saw action in win over Western Michigan as offense gained 446 yards total offense while rushing for over 200 yards in fourth straight game...saw action in offensive line in 23-7 win at Minnesota as offense gained 464 yards total offense and rushed for over 200 yards in fifth straight outing...saw action in win at Purdue as offense rushed for 318 yards and gained 509 yards total offense...listed as second team left tackle following spring practice in 2012...played in the first seven games of the 2012 season with three starts before being injured....registered first career start at right guard in win over Minnesota while the offense gained 374 yards total offense...started at right guard and played every offensive play in win at Michigan State...did not play in final five games due to injury...saw first action of collegiate career during 2011 season in opening win over Tennessee Tech...saw action in 45-24 win over Indiana as offense gained 456 yards total offense...redshirted during 2010 season.

PERSONAL: Attended Anthony Wayne High School in Ohio...participated in Army All-American Bowl and selected to team USA vs. World All-Stars in conjunction with Super Bowl...named first team All-Ohio Division I offensive lineman by the Associated Press...first team all-district and all-Northern Lakes League offensive tackle...named District Lineman of the Year...named to all-Toledo Blade team and Ohio High Magazine first team offensive line...2009 Buckeye Bluechip honoree by Touchdown Club of Columbus...was also first team all-conference as a junior, second team all-District and special mention all-state...earned second team all-conference honors as a sophomore....earned three varsity letters as offensive and defensive lineman...team captain as senior while helping team post 7-3 overall record....also lettered three years as basketball center and in track while competing in the shot put and discus...leisure studies major...named to all-Northern Lakes League Academic Team...parents are Susie and Ron Donnal.

DONNAL'S Games Played Stats: RAMS 2016 (6/0), 2015 (5/2). **TOTALS: (11/2).**



91 | DOMINIQUE EASLEY

Position: Defensive Tackle
Ht./Wt. 6-2/285
Birth Date: 2/24/92
College: Florida
Hometown: Staten Island, N.Y.
Experience: 3rd Year (1st Rams)
Acquired: FA-2016

Career GP/GS (Playoffs): 28/3 (0/0)



TRANSACTIONS: Signed with the Los Angeles Rams (5/18/16)...drafted by the New England Patriots in the first round (29th overall) of the 2014 NFL Draft.

PRO: Third-year pro has played in 28 games with three starts.

2016 SEASON: Week 1 at San Francisco (9/12): Made his Rams debut in the club's season opener...recorded four total tackles...forced RB Sean Draughn to fumble in the second quarter...**Week 2 vs. Seattle (9/18):** Recorded three total tackles and two quarterback pressures...**Week 3 at Tampa Bay (9/25):** Recorded two assisted tackles and three quarterback hurries...**Week 4 at Arizona (10/2):** Registered two tackles and recorded his second forced fumble of the season...**Week 5 vs. Buffalo (10/9):** Recorded a season-high five tackles (two solo)...split a sack with DT Aaron Donald for his first of the season..**Week 6 at Detroit (10/16):** Notched four tackles and one quarterback pressure while playing on the defensive line.

2015 SEASON: Played in 11 games with one start...tallied 2.0 sacks and 15 tackles (nine solo) before being placed on injured/reserve following the 12/13 game at Houston...**vs. Buffalo (11/23):** Recorded two tackles, one solo and teamed up with Rob Ninkovich to sack Tyrod Taylor for a 1-yard loss on third down...**at Houston (12/13):** Recorded one solo tackle...split a sack on QB Brian Hoyer for an 8-yard loss on third down during the first drive of the game, forcing a Texans punt.

2014 SEASON: Played in 11 games with two starts...placed on reserve/injured (12/17)...registered 1.0 sacks and 10 tackles (seven solo)...**vs. Chicago (10/26):** Started at defensive end and sacked QB Jay Cutler for a four-yard loss...**vs. Cincinnati (10/5):** Made first NFL start at defensive end in the win, finished with one tackle.

COLLEGE: Started 26-of-32 games over his four year career and finished with 81 tackles, 5.5 sacks, 18 tackles for loss, one fumble recovery and one pass defensed.

PERSONAL: Rated the second-best defensive tackle in the country by both Scout.com and Rivals.com during his senior campaign...as a senior, he was credited with 53 tackles, 16 sacks, one fumble recovery and an interception he ran back for a score...received EA Sports All-American honors after leading Curtis High to the 2009 Public Schools Athletic League championship. named Most Valuable Player at the 2010 Under Armour All-American Game...has a son, Dominique Easley II...majored in general studies.

DOMINIQUE EASLEY NFL STATISTICS

		REGULAR SEASON													
Year	Team	Tackles						Interceptions				Fumbles			
		G/S	Total	Solo	Asst	Sk	Yds	Int	Yds	Lg	TD	PD	FF	FR	Yds
2014	New England	11/1	15	9	6	1.0	4.0	1	0	0	0	1	1	0	0
2015	New England	11/2	10	7	3	2.0	13.5	0	0	0	0	0	2	1	0
2016	RAMS	6/0	20	7	13	0.5	3.5	0	0	0	0	0	2	0	0
Total		28/3	45	23	22	3.5	21.0	1	0	0	0	1	5	1	0

DOMINIQUE EASLEY GAME-BY-GAME STATISTICS

2016 LOS ANGELES RAMS

Game	W/L	P/S	T	S	A	Sk	Yds	Int	Yds	Lg	TD	PD	FF	FR	Yds
@SF 9/12	L	1/0	4	0	4	0.0	0	0	0	-	0	0	1	0	0
SEA 9/18	W	1/0	3	3	0	0.0	0	0	0	-	0	0	0	0	0
@TB 9/25	W	1/0	2	0	2	0.0	0	0	0	-	0	0	0	0	0
@ARI 10/2	W	1/0	2	1	1	0.0	0	0	0	-	0	0	1	0	0
BUF 10/9	L	1/0	5	2	3	0.5	3.5	0	0	-	0	0	0	0	0
@DET 10/16	L	1/0	4	1	3	0.0	0	0	0	-	0	0	0	0	0
NYG 10/23	-	0/0	0	0	0	0.0	0	0	0	-	0	0	0	0	0
CAR 11/6	-	0/0	0	0	0	0.0	0	0	0	-	0	0	0	0	0
@NYJ 11/13	-	0/0	0	0	0	0.0	0	0	0	-	0	0	0	0	0
MIA 11/20	-	0/0	0	0	0	0.0	0	0	0	-	0	0	0	0	0
@NO 11/27	-	0/0	0	0	0	0.0	0	0	0	-	0	0	0	0	0
@NE 12/4	-	0/0	0	0	0	0.0	0	0	0	-	0	0	0	0	0
ATL 12/11	-	0/0	0	0	0	0.0	0	0	0	-	0	0	0	0	0
@SEA 12/15	-	0/0	0	0	0	0.0	0	0	0	-	0	0	0	0	0
SF 12/24	-	0/0	0	0	0	0.0	0	0	0	-	0	0	0	0	0
ARI 1/1/17	-	0/0	0	0	0	0.0	0	0	0	-	0	0	0	0	0
TOTALS	3-3	6/0	20	7	13	0.5	3.5	0	0	-	0	2	0	0	0

2015 NEW ENGLAND PATRIOTS

Game	W/L	P/S	T	S	A	Sk	Yds	Int	Yds	Lg	TD	PD	FF	FR	Yds
PIT 9/10	W	1/1	0	0	0	0.0	0.0	0	0	0	0	0	0	0	0
@BUF 9/20	W	0/0	0	0	0	0.0	0.0	0	0	0	0	0	0	0	0
JAC 9/27	W	1/0	2	1	1	0.0	0.0	0	0	0	0	0	0	0	0
@DAL 10/11	W	1/0	2	2	0	0.0	0.0	0	0	0	0	0	0	0	0
@IND 10/18	W	1/0	1	1	0	0.5	5.5	0	0	0	0	0	0	0	0
NYJ 10/25	W	1/0	1	1	0	0.0	0.0	0	0	0	0	0	0	0	0
MIA 10/29	W	1/0	3	1	2	0.0	0.0	0	0	0	0	0	0	0	0
WAS 11/08	W	1/0	0	0	0	0.0	0.0	0	0	0	0	0	0	0	0
@NYG 11/15	W	1/0	1	1	0	0.0	0.0	0	0	0	0	0	0	0	0
BUF 11/23	W	1/0	2	1	1	0.5	0.0	0	0	0	0	0	0	0	0
@DEN 11/29	L	1/0	1	1	0	0.0	0.0	0	0	0	0	0	0	0	0
PHI 12/6	L	0/0	0	0	0	0.0	0.0	0	0	0	0	0	0	0	0
@HOU 12/13	W	1/0	1	1	0	1.0	8.0	0	0	0	0	0	0	0	0
TEN 12/20	W														
	12-2	11/1	15	9	6	2.0	13.5	0	0	0	0	0	0	0	0

2014 NEW ENGLAND PATRIOTS

Game	W/L	P/S	T	S	A	Sk	Yds	Int	Yds	Lg	TD	PD	FF	FR	Yds
@MIA 9/7	L	1/0	1	1	0	0.0	0.0	0	0	0	0	0	0	0	0
@MIN 9/14	W	1/0	1	1	0	0.0	0.0	1	0	0	0	1	0	0	0
OAK 9/21	W	1/0	0	0	0	0.0	0.0	0	0	0	0	0	0	0	0
@KC 9/29	L	1/0	2	2	0	0.0	0.0	0	0	0	0	0	0	0	0
CIN 10/5	W	1/1	1	0	1	0.0	0.0	0	0	0	0	0	0	0	0
NYJ 10/16	W	0/0	0	0	0	0.0	0.0	0	0	0	0	0	0	0	0
CHI 10/26	W	1/1	3	1	2	1.0	4.0	0	0	0	0	0	0	0	0
DEN 11/2	W	1/0	1	1	0	0.0	0.0	0	0	0	0	0	0	0	0
@IND 11/16	W	1/0	1	1	0	0.0	0.0	0	0	0	0	0	0	0	0
DET 11/23	W	0/0	0	0	0	0.0	0.0	0	0	0	0	0	0	0	0
@GB 11/30	L	1/0	0	0	0	0.0	0.0	0	0	0	0	0	0	0	0
@SD 12/7	W	1/0	0	0	0	0.0	0.0	0	0	0	0	0	0	0	0
MIA 12/14	W	0/0													
TOTAL	10-3	11/2	10	7	3	1.0	4.0	1	0	0	0	1	1	0	0



59 | JOSH FORREST

Position: Linebacker
 Ht./Wt.: 6-3/255
 Birth Date: 2/24/92
 College: Kentucky
 Hometown: Paducah, Ky.
 Experience: Rookie
 Acquired: D6B-2016 (190th)

Career GP/GS (Playoffs): 6/2 (0/0)



TRANSACTIONS: Selected by Los Angeles in the sixth round (190th overall) of the 2016 NFL Draft (4/30/16).

2016 SEASON: Week 1 at San Francisco (9/13): Made his NFL debut...contributed at outside linebacker...**Week 2 vs. Seattle (9/18):** Earned his first career start...**Week 3 at Tampa Bay (9/25):** Recorded four tackles (three solo) at outside linebacker...**Week 4 at Arizona (10/2):** Recorded his first career fumble at outside linebacker...saw action significant action on special teams...**Week 5 vs. Buffalo (10/9):** Made first career NFL start on defense...tallied three tackles (one solo) and recorded his first career tackle on special teams...**Week 6 at Detroit (10/16):** Recorded four solo tackles at linebacker...tallied one special teams tackle.

COLLEGE: Played in 45 games, started 24...career honors include: All-SEC, third team by Phil Steele's College Football (2015), Butkus Award Watch List for nation's top linebacker (2015), Bednarik Award Watch List for nation's top defender (2015), All-SEC third team by Phil Steele's College Football (2014), SEC Academic Honor Roll (2012)...led UK in tackles in both his junior and senior seasons...career totals include 232 tackles, 15.5 tackles for loss, 4.5 quarterback sacks, five interceptions, seven pass breakups, two fumbles caused and four quarterback hurries...began his college career as a freshman receiver before moving to defense in 2012...contributed as a reserve linebacker and on special teams as a redshirt freshman and sophomore...only began playing football as a junior in high school...ranked third in the SEC in tackles per game with 9.2 in 2014 ... Earned All-SEC third team by Phil Steele's College Football (2014) and SEC Academic Honor Roll (2012).

PERSONAL: Attended Tilghman High School...earned first-team All-State as a senior by the *Louisville Courier-Journal*...also named to the Lexington Herald-Leader "Class of the Commonwealth" listing of the top-22 players in Kentucky...won three regional player of the year awards...at wide receiver, caught 46 passes for 855 yards and 14 touchdowns as a senior...as a defensive back, he picked off seven passes during his senior season and returned three for touchdowns...also had an 85-yard fumble return for a touchdown...earned honorable-mention All-State honors in his first year in football, while helping lead Tilghman High School to the Class AAA state championship...earned honorable-mention All-State in basketball as a junior and senior, leading Tilghman to the First Region championship and a berth in the Sweet 16 state tournament during his junior year...participated in track in the 400-meter dash and a pair of relays...born in Paducah, Ky...son of Iris and Tony Horice...completed his degree in community and leadership development, added a second major in communications.

JOSH FORREST NFL STATISTICS

		REGULAR SEASON															
Year	Team	G/S	Tackles					Interceptions					Fumbles				
			Total	Solo	Asst	Sk	Yds	Int	Yds	Lg	TD	PD	FF	FR	Yds		
2016	RAMS	6/2	13	8	5	0.0	0.0	0	0.0	0	0	0	0	0	1	0	
TOTALS		6/2	13	8	5	0.0	0.0	0	0.0	0	0	0	0	0	1	0	

Additional Career Statistics: Special Teams Tackles: RAMS: 2016 (2)

JOSH FORREST GAME-BY-GAME STATISTICS

2016 LOS ANGELES RAMS																
Game	W/L	P/S	T	S	A	Sk	Yds	Int	Yds	Lg	TD	PD	FF	FR	Yds	
@SF 9/12	L	1/0	0	0	0	0.0	0	0	0.0	0	0	0	0	0	0	0
SEA 9/18	W	1/1	2	0	2	0.0	0	0	0.0	0	0	0	0	0	0	0
@TB 9/25	W	1/0	4	3	1	0.0	0	0	0.0	0	0	0	0	0	0	0
@ARI 10/2	W	1/0	0	0	0	0.0	0	0	0.0	0	0	2	0	0	0	0
BUF 10/9	L	1/1	3	1	2	0.0	0	0	0.0	0	0	1	0	0	0	0
@DET 10/16L	1/0		4	4	0	0.0	0	0	0.0	0	0	0	0	0	0	0
NYG 10/23	0/0		0	0	0	0.0	0	0	0.0	0	0	0	0	0	0	0
CAR 11/6	0/0		0	0	0	0.0	0	0	0.0	0	0	0	0	0	0	0
@NYJ 11/13	0/0		0	0	0	0.0	0	0	0.0	0	0	0	0	0	0	0
MIA 11/20	0/0		0	0	0	0.0	0	0	0.0	0	0	0	0	0	0	0
@NO 11/27	0/0		0	0	0	0.0	0	0	0.0	0	0	0	0	0	0	0
@NE 12/4	0/0		0	0	0	0.0	0	0	0.0	0	0	0	0	0	0	0
ATL 12/11	0/0		0	0	0	0.0	0	0	0.0	0	0	0	0	0	0	0
@SEA 12/15	0/0		0	0	0	0.0	0	0	0.0	0	0	0	0	0	0	0
SF 12/24	0/0		0	0	0	0.0	0	0	0.0	0	0	0	0	0	0	0
ARI 1/1/17	0/0		0	0	0	0.0	0	0	0.0	0	0	0	0	0	0	0
TOTALS	3-3	6/2	13	8	5	0.0	0	0	0.0	0	0	3	0	0	0	0



33 | E.J. GAINES

Position: Cornerback
Ht./Wt.: 5-10/190
Birth Date: 2/23/92
College: Missouri
Hometown: Independence, Mo.
Experience: 2nd Year (2nd Rams)
Acquired: D6A-2014 (188th)

Career GP/GS (Playoffs): 18/17 (0/0)



TRANSACTIONS: Selected by the Rams in the sixth round (188th overall) of the 2014 NFL Draft (5/10/14).

PRO: Started 15 games in his rookie campaign, the only NFL rookie cornerback to do so this season...led the team with 14 pass breakups...also registered 105 tackles (76 solo) and two fumble recoveries.

2016 SEASON: Week 1 at San Francisco (9/13): Declared inactive...**Week 2 vs. Seattle (9/18):** Declared inactive...**Week 3 at Tampa Bay (9/25):** Declared inactive...**Week 4 at Arizona (10/2):** Made season debut at cornerback...recorded seven tackles (six solo)...registered two passes defended...**Week 5 vs. Buffalo (10/9):** Made his first start of the season at cornerback...recorded four tackles (three solo)...registered one pass defended...**Week 6 at Detroit (10/16):** Made second consecutive start at cornerback...recorded five tackles (four solo).

2015 SEASON: Spent the 2015 season on the Rams' Injured/Reserve list.

2014 SEASON: Started 15 games, led the team with 14 pass breakups and fumble recoveries with two...**vs. Arizona (12/11/14):** Started at right corner...led the defense with 13 tackles (10 solo)...earned a career high in both categories...also reached the 100 tackle mark...**vs. Oakland (11/30/14):** Started at right corner...recorded his second career interception when he picked off QB Derek Carr...garnered eight tackles (six solo)...had two passes defended...tallied his second fumble recovery of the season...**at San Diego (11/23):** Saw action at right corner...snagged eight tackles (seven solo)...**vs. Denver (11/16):** Saw action at right corner...recorded 10 tackles (six solo)...had two passes defended, one quarterback hurry and one quarterback pressure...**at Arizona (11/9):** Started at right corner...recorded seven tackles (five solo)...had three passes defended...**at San Francisco (11/2):** Started at left corner...garnered seven tackles (five solo)...had one pass defended...**at Kansas City (10/26):** Started at left corner...recorded a then single-game high with 11 tackles (nine solo)...**at Philadelphia (10/5):** Started at left corner...recorded his first NFL interception when he picked off a pass from QB Nick Foles intended for WR Jeremy Maclin....in the second quarter he recovered his first career fumble...tallied seven tackles (four solo)...had one pass defended.

COLLEGE: Earned All-Southeastern Conference first-team honors from the league's coaches and media...started his final 37 games at Missouri, seeing action in 50 contests...produced 244 tackles (183 solos) with three forced fumbles, 14 stops for losses of 38 yards, 31 pass deflections and eight interceptions for 71 yards in returns...gained 154 yards with a score on 11 punt returns (14.0 avg) and reached the end zone three times with a trio of fumble recoveries, a school record in that category...his eight pass thefts rank 13th on the school career-record list...His 18 passes defended in 2011 set a new Missouri season record...in 2013, finished second in the SEC with five interceptions for 17 yards in returns...named the team's Player of the Year in 2012...started all 12 games at left cornerback, as he ranked eighth in the SEC with 58 solo tackles...earned All-Big 12 Conference first-team honors during his first season as a starter in 2011...set the school record and ranked fourth in the nation with 18 passes defended...played in 13 games as a reserve cornerback in 2010...the true freshman recorded 26 tackles (19 solos) and deflected one pass.

PERSONAL: Gained attended Fort Osage (Independence, Mo.) High School, playing football for head coach Ryan Schatz...two-time first-team all-state performer...helped lead his team to the Missouri Class V title game as a senior in 2009, in which he ran for 1,500 yards and 20 touchdowns and caught 20 passes for 400 yards...also starred in the secondary by making 72 tackles and two interceptions...during his junior year, Gaines registered 89 tackles and added five interceptions, including one he returned for a score...previously recorded 88 tackles with five pass thefts as a sophomore in 2007...considered a three-star recruit by Rivals.com, as that service rated him as the 51st-best cornerback prospect in the nation and the ninthbest prospect in the state of Missouri...the multi-sport performer was also a standout in track and basketball for his school, as he won all-state honors in track two different years...majored in hospitality management...son of Alta Bailey and Edwin Gaines...resides in Independence, Mo.

E.J. GAINES NFL STATISTICS

REGULAR SEASON

Year	Team	G/S	Tackles		Asst	Sk	Yds	Interceptions				PD	Fumbles		Yds
			Total	Solo				Int	Yds	Lg	TD		FF	FR	
2014	RAMS	15/15	105	76	29	0.0	0.0	2	0.0	0	0	14	0	2	0
2016	RAMS	3/2	16	13	3	0.0	0.0	0	0.0	0	0	3	0	0	0
Total		18/17	121	89	33	0.0	0.0	2	0.0	0	0	17	0	2	0

SINGLE GAME HIGHS

Total Tackles – 13, vs. Arizona (12/11/14)
 Solo Tackles – 10, vs. Arizona (12/11/14)
 Passes Defended – 2, three times, last at. Arizona (10/2/16)

E.J. GAINES GAME-BY-GAME STATISTICS

2016 LOS ANGELES RAMS																
Game	W/L	P/S	T	S	A	Sk	Yds	Int	Yds	Lg	TD	PD	FF	FR	Yds	
@SF 9/12	L							Inactive								
SEA 9/18	W							Inactive								
@TB 9/25	W							Inactive								
@ARI 10/2	W	1/0	7	6	1	0.0	0	0	0.0	0	0	2	0	0	0	
BUF 10/9	L	1/1	4	3	1	0.0	0	0	0.0	0	0	1	0	0	0	
@DET 10/16L	1/1		5	4	1	0.0	0	0	0.0	0	0	0	0	0	0	
NYG 10/23	0/0		0	0	0	0.0	0	0	0.0	0	0	0	0	0	0	
CAR 11/6	0/0		0	0	0	0.0	0	0	0.0	0	0	0	0	0	0	
@NYJ 11/13	0/0		0	0	0	0.0	0	0	0.0	0	0	0	0	0	0	
MIA 11/20	0/0		0	0	0	0.0	0	0	0.0	0	0	0	0	0	0	
@NO 11/27	0/0		0	0	0	0.0	0	0	0.0	0	0	0	0	0	0	
@NE 12/4	0/0		0	0	0	0.0	0	0	0.0	0	0	0	0	0	0	
ATL 12/11	0/0		0	0	0	0.0	0	0	0.0	0	0	0	0	0	0	
@SEA 12/15	0/0		0	0	0	0.0	0	0	0.0	0	0	0	0	0	0	
SF 12/24	0/0		0	0	0	0.0	0	0	0.0	0	0	0	0	0	0	
ARI 1/1/17	0/0		0	0	0	0.0	0	0	0.0	0	0	0	0	0	0	
TOTALS	3-3	3/2	16	13	3	0.0	0	0	0.0	0	0	3	0	0	0	

2014 ST. LOUIS RAMS																
Game	W/L	P/S	T	S	A	Sk	Yds	Int	Yds	Lg	TD	PD	FF	FR	Yds	
MIN 9/7	L	1/1	5	3	2	0.0	0	0	0.0	0	0	2	0	0	0	
@TB 9/14	W	1/1	7	5	2	0.0	0	0	0.0	0	0	0	0	0	0	
DAL 9/21	L	1/1	1	0	1	0.0	0	0	0.0	0	0	0	0	0	0	
PHL 10/5	L	1/1	7	4	3	0.0	0	1	0.0	0	0	1	0	0	1	
SF 10/13	L	1/1	4	3	1	0.0	0	0	0.0	0	0	0	0	0	0	
SEA 10/19	W	1/1	7	7	0	0.0	0	0	0.0	0	0	1	0	0	0	
@KC 10/26	L	1/1	11	9	2	0.0	0	0	0.0	0	0	0	0	0	0	
@SF 11/2	W	1/1	7	5	2	0.0	0	0	0.0	0	0	1	0	0	0	
@ARI 11/9	L	1/1	7	5	2	0.0	0	0	0.0	0	0	3	0	0	0	
DEN 11/16	W	1/1	10	6	4	0.0	0	0	0.0	0	0	2	0	0	0	
@SD 11/23	L	1/1	8	7	1	0.0	0	0	0.0	0	0	0	0	0	0	
OAK 11/30	W	1/1	8	6	2	0.0	0	1	0.0	0	0	2	0	0	1	
@WAS 12/7	W	1/1	5	2	3	0.0	0	0	0.0	0	0	0	0	0	0	
ARI 12/11	L	1/1	13	10	3	0.0	0	0	0.0	0	0	0	0	0	0	
NYG 12/21	L	1/1	5	4	1	0.0	0	0	0.0	0	0	1	0	0	0	
@SEA 12/28	L	0/0							Inactive							
TOTAL	6-10	15/15	105	76	29	0.0	0	2	0.0	0	0	14	0	2	0	



16 | JARED GOFF

Position:	Quarterback
Ht./Wt.:	6-4/215
Birth Date:	10/14/1994
College:	California
Hometown:	Novato, Calif.
Experience:	Rookie
Acquired:	D1-2016 (1st)

Career GP/GS (Playoffs): 0/0 (0/0)



TRANSACTIONS: Selected by Los Angeles in the first round (1st overall) of the 2016 NFL Draft (4/28/16).

2016 SEASON: Week 1 at San Francisco (9/13): Declared inactive...**Week 2 vs. Seattle (9/18):** Did not play...**Week 3 at Tampa Bay (9/25):** Did not play...**Week 4 at Arizona (10/2):** Did not play...**Week 5 vs. Buffalo (10/9):** Did not play...**Week 6 at Detroit (10/16):** Did not play.

COLLEGE: Started all 37 games possible during his three seasons at Cal and is the only quarterback in school history to have ever started his first game as a true freshman...holds 26 Cal records including career marks for passing yards (12,220), passing yards per game (329.7), touchdown passes (96), completions (977), passing attempts (1,569), total offense (12,086) and total plays (1,739)...second on the school's all-time list for passing efficiency (143.95) behind only Aaron Rodgers...broke Pac-12 career records with an average of 326.6 yards of total offense per game as well as three seasons of gaining 3,000 or more total yards...ranks third all-time in Pac-12 history and 26th nationally in passing yards as well as fourth in the Pac-12 and 27th nationally in passing touchdowns...set a pair of Pac-12 single-season records in his final campaign as a 2015 junior when he passed for 4,719 yards and 43 touchdowns and he was also the first Cal quarterback to earn first-team All-Pac-12 honors since Rodgers in 2004...two-time team captain as voted by his teammates in his final two campaigns as a junior and 2014 sophomore...one of six players in Pac-12 history to throw for 3,000 or more yards in three seasons and one of two to throw for 3,000 or more yards in each of his first three campaigns...had at least 268 yards passing or two touchdown passes in each of his final 14 collegiate contests...twice earned Pac-12 Offensive Player of the Week honors with both coming over the final three games of his 2015 junior season against Oregon State (11/14/2015) and Arizona State (11/28/2015)...the team's seven-win turnaround over his last two seasons from a 1-11 record in 2013 to an 8-5 mark in 2015 is tied for the second best in school history behind only the eight-win improvement from a 2-10 mark in 1946 to a 10-1 record in 1948...Cal's Most Outstanding Player in a Lockheed Martin Armed Forces Bowl victory over Air Force as a junior in the final game of his collegiate career when he set the bowl's single-game records by passing for 467 yards and six touchdowns to lead Cal to its first bowl victory since 2008.

PERSONAL: Attended Marin Catholic High School in Calif...passed for a combined 7,687 yards and 93 touchdowns with 18 interceptions in three varsity seasons from 2010-12, completing 477-of-767 passes (62.2 percent)...three varsity teams to one appearance in the state title game, one North Coast Section crown, three NCS playoff appearances and three MCL championships...earned All-American honors from SuperPrep as a 2012 senior...parents are Jerry and Nancy Goff...father was a catcher who played Major League Baseball with Montreal (1990, 1992), Pittsburgh (1993-94) and Detroit (1995-96) following his collegiate baseball career at Cal that included All-America, All-District 8 and All-Pac-10 honors in 1986...majored in sociology.



30 | TODD GURLEY

Position:	Running Back
Ht./Wt.:	6-1/226
Birth Date:	8/3/94
College:	Georgia
Hometown:	Tarboro, N.C.
Experience:	2nd year (2nd Rams)
Acquired:	D1-2015 (10th)

Career GP/GS (Playoffs): 19/18 (0/0)



TRANSACTIONS: Selected by the Rams in the first round (10th overall) of the 2015 NFL Draft (4/30/15).

2016 SEASON: Week 1 at San Francisco (9/13): Recorded 17 carries for 47 yards in Monday night's Week 1 match-up...**Week 2 vs. Seattle (9/18):** Racked up 51 yards on 19 carries. **Week 3 at Tampa Bay (9/25):** Rushed for 85 yards on 27 carries, and found the end zone twice...marked his third multi-touchdown game of his career...

Week 4 at Arizona (10/2): Carried the ball 17 times for 33 yards...recorded a career long 33-yard reception...finished with five receptions for 49 yards, averaging 9.8 yards a catch...**Week 5 vs. Buffalo (10/9):** Recorded 23 carries for 72 yards...scored his first rushing touchdown in the Coliseum, his third of the season...caught three passes for 36 yards...totaled 108 yards from scrimmage...**Week 6 at Detroit (10/16):** Carried the ball 14 times for 58 yards, a 4.1-yard average...caught four passes for 39 yards for a total of 97 yards on 18 touches.



Gurley named NFL Offensive Rookie of the Month - October 2015

- Led the NFL averaging 144.3 rushing yards per game during Oct. Rushed for 433 yards and two touchdowns in three games
- Rushed for at least 125 yards in each contest. He is the first rookie in 10 years to rush for at least 125 yards in each of his first three starts (Cadillac Williams in 2005).
- Became the third player in NFL history to rush for at least 125 yards in three of his first four games to begin a career (Billy Sims in 1980 and Williams in 2005).
- Third Rams player to be named Rookie of the Month, joining QB Sam Bradford (October and November, 2010) and Eddie Kennison (October 1996).
- He is the first Rams RB to be named NFL Offensive Rookie of the Month.

2015 SEASON: Played in 13 games and started 12...earned first Pro Bowl honor...finished the season leading the team in rushes (229) and rushing yards (1,108) and 10 touchdowns...finished the season third in rushing yards in the NFL...the last Rams

Gurley's 566 rushing yards are the most in a player's 1st 4 NFL starts in the Super Bowl era

Gurley is the 1st rookie in NFL history to rush for 125+ yards in 4 consecutive games



running back to have at least 1,000 yards was Steven Jackson (1,045) in 2012...the last Rams rookie running back to reach 1,000 was Jerome Bettis (1,429) in 1993...last time a Rams running back to have a rushing touchdown in at least five consecutive games was Marshall Faulk in Weeks 15-17 in '01 and Weeks 1-3 in '02...recorded five 100-yard rushing games...one of three rookies since 1970 with 700-plus rushing yards in first six career starts (Adrian Peterson, Eric Dickerson)...

vs. Detroit (12/13): Started at running back...rushed 16 times for 140 yards and two touchdowns...marked his fifth 100-plus yard rushing yard game and second multi-touchdown game...notched three rushes for 20-plus yards, including a long of 49 yards...has amassed 975 rushing yards this season on 189 attempts for a 5.2-yard average...his 975 rushing yards rank fourth in the NFL, behind Adrian Peterson (1,251), Doug Martin (1,214), and Jonathan Stewart (989)...**vs. San Francisco (11/1):** Made his fourth start at running back...rushed 20 times for 133 yards, a 6.7-yard average...has four rushes of 45-plus yards in his first four games as a starter (48 v CLE, 52 at AZ, 55 at GB, 71 v SF)...notched a 71-yard touchdown run, the longest rushing play of the season for the Rams and the fourth longest rush of the season in the NFL...marked his fourth consecutive game with 100-plus yards, last Rams rookie running back to do so was Jerome Bettis in 1993...in his first four career starts, he has rushed for 566 yards, the most yards by any NFL player in his first four starts who began career in Super Bowl era. Previously, the record was held by Billy Sims (539)...**vs. Cleveland (10/25):** Started at running back...scored his first NFL touchdown on a 1-yard rush...added a second touchdown on a 16-yard rush...finished the day with 19 rushes for 128 yards, including a long of 48 yards...also had four receptions for 35 yards, to put his total yards at 163...marked his third consecutive 100-yard rushing game...the last Rams rookie running back to post 100-plus yards in three consecutive games was Eric Dickerson in 1983...**at Green Bay (10/11):** Started at running back...notched his second-consecutive 100-yard rushing game...rushed 30 times for 159 yards, a 5.3-yard average, including a long rush of 55 yards...**at Arizona (10/4):** Made his first NFL start...led the team in rushes (19) and rushing yards (146)...marked his first 100-yard rushing game of his career...notched a long rush of 52 yards.

COLLEGE: Notched 18 career 100 yard rushing games at Georgia, second most in school history...also had one 200 yard rushing game...scored 44 career touchdowns (36 rushing, six receiving, two kickoffs), which ranks second in school records behind Herschel Walker (52)...second in school history with 4,322 all-purpose yards and 3,285 rushing yards, trailing Walker (5,749)...one of only four Bulldogs to have 3,000-plus yards rushing in his career...established new school record with career 6.44 average gain per rush (old mark: 6.42, Charley Trippi, 1942, 1945-46)...voted team's offensive MVP for 2014 season...named to the Paul Hornung Award Honor Roll following his performances against Vanderbilt, Tennessee and Clemson during the 2014 season...also tapped three times for Athlon Sports National Player of the Week honors...earned SEC Offensive Player of the Weeks honors six times during his collegiate career...posted a career-high 208 rushing yards on 28 carries and two touchdowns vs. Tennessee (2014)...in 2012, became the second UGA true freshman (Walker in 1980) to rush for more than 1,000 yards...set Georgia fresh-

man running back record with 17 rushing touchdowns, which is tied for third overall at UGA...tallied nine games with at least 100 yards rushing, which ranks tied for third in school history for a season.

PERSONAL: Attended Tarboro High School...earned North Carolina Associated Press Player of the Year honors for 2011...NCPreps.com 2A Player of the Year for 2011...SuperPrep All-Mid-Atlantic Team...ESPN.com fourstar prospect, No. 11 ranked running back, ranked No. 10 in state of North Carolina overall...ESPNHS North Carolina Magazine First Team All State...won three consecutive 2A State Championships at Tarboro High School...rushed for 242 yards and four touchdowns in 2011 State Championship game...as a senior totaled 2,600 yards and 38 touchdowns...played running back and safety during his junior season, totaling 1,472 rushing yards and 26 touchdowns, as well as 79 tackles, an interception, and a forced fumble...ran track for Team USA in Europe during the Spring and Summer of 2011...majored in pre-business...recipient of the Jack and Joy Davis Football Scholarship all three years of his Georgia career.

TODD GURLEY NFL STATISTICS

Year	School	G/S	Rushing					Receiving				
			No	Yds	Avg	Lg	TD	Att	Yds	Avg	Lg	TD
2015	RAMS	13/12	229	1,106	4.8	71t	10	21	188	9.0	31	0
2016	RAMS	6/6	119	346	2.9	16	3	15	133	8.9	33	0
TOTALS		19/18	348	1,452	4.2	71t	13	36	321	8.9	33	0

TODD GURLEY GAME-BY-GAME STATISTICS

2016 LOS ANGELES RAMS												
Game	W/L	P/S	Receiving				Rushing					
			No	Yds	Avg	Lg	TD	Att	Yds	Avg	Lg	TD
@SF 9/12	L	1/1	1	-5	-5.0	-5	0	17	47	2.8	10	0
SEA 9/18	W	1/1	1	19	19.0	19	0	19	51	2.7	11	0
@TB 9/25	W	1/1	1	-5	-5.0	-5	0	27	85	3.1	16	2
@ARI 10/2	W	1/1	5	49	9.8	33	0	17	33	1.7	5	0
BUF 10/9	L	1/1	3	36	12.0	24	0	23	72	3.1	16	1
@DET 10/16	L	1/1	4	39	9.8	13	0	14	58	4.1	15	0
NYG 10/23	0/0	0	0	0	0.0	0	0	0	0	0.0	0	0
CAR 11/6	0/0	0	0	0	0.0	0	0	0	0	0.0	0	0
@NYJ 11/13	0/0	0	0	0	0.0	0	0	0	0	0.0	0	0
MIA 11/20	0/0	0	0	0	0.0	0	0	0	0	0.0	0	0
@NO 11/27	0/0	0	0	0	0.0	0	0	0	0	0.0	0	0
@NE 12/4	0/0	0	0	0	0.0	0	0	0	0	0.0	0	0
ATL 12/11	0/0	0	0	0	0.0	0	0	0	0	0.0	0	0
@SEA 12/15	0/0	0	0	0	0.0	0	0	0	0	0.0	0	0
SF 12/24	0/0	0	0	0	0.0	0	0	0	0	0.0	0	0
ARI 1/1/17	0/0	0	0	0	0.0	0	0	0	0	0.0	0	0
TOTALS	3-3	6/6	15	133	8.9	33	0	119	346	2.9	16	3

2015 ST. LOUIS RAMS												
Game	W/L	P/S	Receiving				Rushing					
			No	Yds	Avg	Lg	TD	Att	Yds	Avg	Lg	TD
SEA 9/13	W											Declared inactive
@WSH 9/20	L											Declared inactive
PIT 9/27	L	1/0	1	5	5.0	5	0	6	9	1.5	4	0
@ARI 10/4	W	1/1	2	15	7.5	8	0	19	146	7.7	52	0
@GB 10/11	L	1/1	0	0	0.0	0	0	30	159	5.3	55	0
CLE 10/25	W	1/1	4	35	8.8	24	0	19	128	6.7	48	2
SF 11/1	W	1/1	3	13	4.3	15	0	20	133	6.7	71t	1
@MIN 11/8	L	1/1	3	20	6.7	11	0	24	89	3.7	16	1
CHI 11/15	L	1/1	3	44	14.7	31	0	12	45	3.8	9	1
@BAL 11/22	L	1/1	0	0	0.0	0	0	25	66	2.6	7	1
@CIN 11/29	L	1/1	1	11	11.0	11	0	9	19	2.1	8	0
ARI 12/6	L	1/1	0	0	0.0	0	0	9	41	4.6	34	0
DET 12/13	W	1/1	1	7	7.0	7	0	16	140	8.8	49	2
TB 12/17	W	1/1	2	31	15.5	19	0	21	48	2.3	9	1
@SEA 12/27	W	1/1	1	7	7.0	7	0	19	85	4.5	20	1
@SF 1/3	L											Declared inactive
TOTAL	7-9	13/12	21	188	9.0	31	0	229	1,108	4.8	71t	10



54 | BRYCE HAGER

Position: Linebacker
Ht./Wt. 6-0/235
Birth Date: 5/4/92
College: Baylor
Hometown: Austin, Texas
Experience: 2nd year (2nd Rams)
Acquired: D7A-2015 (224th)

Career GP/GS (Playoffs): 22/0 (0/0)



TRANSACTIONS: Selected by the Rams in the seventh round (224th overall) of the 2015 NFL Draft (5/2/15).

2016 SEASON: Week 1 at San Francisco (9/13): Saw action on 23 of the team's 27 special teams' snaps. Also contributed in Week 2...**Week 2 vs. Seattle (9/18):** Contributed significantly on special teams. **Week 3 at Tampa Bay (9/25):** Saw action at linebacker, and recorded one special teams tackle...**Week 4 at Arizona (10/2):** Recorded two special teams tackles...took most of the special teams snaps...**Week 5 vs. Buffalo (10/9):** Saw significant time on special teams...**Week 6 at Detroit (10/16):** Saw action at linebacker and recorded a tackle on special teams.

2015 SEASON: Played in 16 games...saw action on special teams and made seven tackles...**at Baltimore (11/22):** Saw action on special teams...tallied two tackles...**vs. Seattle (9/13):** Made his NFL debut...saw action on special teams and make one tackle.

COLLEGE: All-American linebacker and three-time All-Big 12 honoree...made 322 career tackles, 24 for loss and 26 quarterback hurries...member of winningest class in school history, in five seasons with program...part of school-record five straight bowl teams, two conference championships (2013 & 2014 Big 12 titles), two bowl wins in four seasons of play following redshirt year - 26-1 home record (40-12 overall)...started 32 of 48 career games as three-year starting linebacker and quarterback of the defense...named All-America as senior and All-Big 12 in 2012, 2013 and 2014...led Big 12 in tackles (9.5 per game) in 2012...selected second team by AP, coaches, ESPN, Athlon, Phil Steele and Waco Tribune-Herald...elected 2013 Lott IMPACT Trophy quarterfinalist...scored first career touchdown on 91-yard fumble return (second longest in BU history) in win over Buffalo...served as a redshirt freshman in 2011...was a true freshman in 2010.

PERSONAL: All-state linebacker/running back from Westlake High School in Austin, Texas...named first-team AP Class 5A linebacker as senior in 2009 after leading WHS to 13-3 record, DI state runner-up finish and No. 3 final ranking...named 2009 District 25-5A Defensive MVP...totaled 158 tackles, 15 tackles-for-loss, eight sacks, one interception, four quarterback pressures and seven pass breakups as senior...also credited with 13 rushing touchdowns in 2009...totaled 59 tackles and two interceptions as junior in 2008 in first season as starter on 9-5 Westlake squad...earned 2008 first-team All-District 25-5A honors at linebacker...also had 250 rushing yards and 116 receiving yards as junior...son of Britt and Bridgette Hager...born in Austin, Texas...father, Britt, is former Texas All-American and played linebacker with the Philadelphia Eagles, Denver Broncos and St. Louis Rams...graduated in December 2014 with Bachelor's degree in health, human performance and recreation studies.

BRYCE HAGER NFL STATISTICS

Year	Team	G/S	Tackles				Yds	Interceptions				Fumbles			Yds
			Total	Solo	Asst	Sk		Int	Yds	Lg	TD	PD	FF	FR	
2015	RAMS	16/0	0	0	0	0.0	0	0	0	0	0	0	0	0	0
2016	RAMS	6/0	0	0	0	0.0	0	0	0	0	0	0	0	0	
TOTAL		22/0	0	0	0	0.0	0	0	0	0	0	0	0	0	

ADDITIONAL STATISTICS: Special Teams Tackles: 2015 (7), 2016 (3).



46 | CORY HARKEY

Position:	Tight End
Ht./Wt.:	6-4/259
Birth Date:	6/17/90
College:	UCLA
Hometown:	Chino Hills, Calif.
Experience:	5th year (5th Rams)
Acquired:	FA-2012

Career GP/GS (Playoffs): 58/29 (0/0)



TRANSACTIONS: Signed to the active roster (11/17/12)...added to the Rams practice squad (9/2/12)...released (8/31/12), after signing with the Rams (5/8/12).

PRO: Fifth-year pro has played in 58 career games with 29 starts...tallied 22 catches for 189 yards and three touchdowns in first three seasons.

2016 SEASON: Week 1 at San Francisco (9/13): Saw action on offense and special teams...**Week 2 vs. Seattle (9/18):** Contributed significantly on special teams...**Week 3 at Tampa Bay (9/25):** Saw action at tight end and special teams...**Week 4 at Arizona (10/2):** Saw action at tight end and special teams...**Week 5 vs. Buffalo (10/9):** Saw action at tight end and special teams...**Week 6 at Detroit (10/16):** Saw action at tight end and special teams.

2015 SEASON: Played in 16 games, started six...lined up at tight end and fullback...caught five passes for 23 yards...also made seven special teams tackles...voted Carl Ekern Spirit of the Game winner by teammates...**at San Francisco (1/3/16):** Started at fullback...caught one pass for 12 yards...**at Cincinnati (11/29):** Started at fullback...caught one pass for two yards...also had one special teams tackle.

2014 SEASON: Played in 16 games with 13 starts...had eight receptions for 55 yards with one touchdown...**vs. Seattle (10/19):** Started at tight end...recorded one reception for nine yards...recovered his first career fumble...**vs. Oakland (11/30/14):** Started at tight end...caught a 4-yard pass from with QB Shaun Hill for a touchdown pass...marked his first touchdown of the season and third career... **at Washington (12/7/14):** Started at tight end...connected with P Johnny Hekker for a two-point conversion...**vs. Arizona (12/11/14):** Started at tight end...had one reception for 21 yards.

2013 SEASON: Played in 15 games with 10 starts...saw action at tight end and fullback...hauled in 13 receptions for 113 yards and two touchdowns...**vs. Jacksonville (10/6):** Made his first NFL start...caught one pass for 17 yards...**at Houston (10/13):** Started at tight end...hauled in his first career touchdown pass from QB Sam Bradford on a two-yard catch...**vs. New Orleans (12/15):** Started at tight end...hauled in his second touchdown pass of the season, on a new career long 31-yard catch and run from QB Kellen Clemens...finished the day with three receptions for 29 yards.

2012 SEASON: Signed to the active roster (11/17/12)...**vs. New York Jets (11/18):** Saw his first NFL action...**at Arizona (11/25):** Saw action on special teams and offense...**vs. San Francisco (12/2):** Saw action on special teams and offense...made one special teams tackle...**at Buffalo (12/9):** Saw action on offense and special teams...made two special teams tackles...**vs. Minnesota (12/16):** Saw action on offense and special teams...caught one pass for 21 yards...**at Tampa Bay (12/23):** Declared inactive...**at Seattle (12/30):** Declared inactive.

COLLEGE: Started in parts of all four seasons and finished his career with 26-straight starts... regarded as one of the better blocking tight ends in college football...received the Jerry Long "Heart" Award and the Kenneth S. Washington Award for Outstanding Senior of the Year by UCLA coaching staff...finished fifth on squad with 14 receptions as a junior.

PERSONAL: Ranked as the No. 10 tight end by ESPN out of high school... named to CIF-Southern Section Inland Division team on defense and named first-team all-league for three straight seasons...also lettered four seasons in basketball... father Michael is in his seventh season as the bullpen coach of the New York Yankees and enjoyed 10-season career as a Major League pitcher...majored in history...participated in numerous community events, including Taste of the NFL, Rams ReciPEs, Play 60 Field Day, and the All-Community Team Ticket program - Harkey's Hustlers.

CORY HARKEY NFL STATISTICS

REGULAR SEASON

Year	Team	G/S	Receiving				Rushing					
			No	Yds	Avg	Lg	TD	Att	Yds	Avg	Lg	TD
2012	RAMS	5/0	1	21	21.0	21	0	0	0	0.0	0	0
2013	RAMS	15/10	13	113	8.7	31t	2	0	0	0.0	0	0
2014	RAMS	16/13	8	55	6.9	21	1	0	0	0.0	0	0
2015	RAMS	16/6	5	26	5.2	12	0	0	0	0.0	0	0
2016	RAMS	6/1	0	0	0	0	0	0	0	0.0	0	0
TOTAL		58/29	27	215	8.0	31t	3	0	0	0.0	0	0

ADDITIONAL STATISTICS: Special Teams Tackles: 2012 (3), 2013 (0), 2014 (2), 2015 (7). Connected with punter Johnny Hekker for a two point conversion; 2012 (3). Fumble recovery vs. Seattle (10/19/14).

SINGLE GAME HIGHS

Receptions – 3, twice, last vs. Tampa Bay (12/22/13)
Yards – 29, vs. New Orleans (12/15/13)

CORY HARKEY GAME-BY-GAME STATISTICS

2016 LOS ANGELES RAMS

Game	W/L	P/S	Receiving				Rushing						
			No	Yds	Avg	Lg	TD	Att	Yds	Avg	Lg	TD	
@SF 9/12	L	1/1	0	0	0.0	0	0	0	0	0.0	0	0	
SEA 9/18	W	1/0	0	0	0.0	0	0	0	0	0.0	0	0	
@TB 9/25	W	1/0	0	0	0.0	0	0	0	0	0.0	0	0	
@ARI 10/2	W	1/0	0	0	0.0	0	0	0	0	0.0	0	0	
BUF 10/9	L	1/0	0	0	0.0	0	0	0	0	0.0	0	0	
@DET 10/16	L	1/0	0	0	0.0	0	0	0	0	0.0	0	0	
NYG 10/23	0/0	0	0	0	0.0	0	0	0	0	0.0	0	0	
CAR 11/6	0/0	0	0	0	0.0	0	0	0	0	0.0	0	0	
@NYJ 11/13	0/0	0	0	0	0.0	0	0	0	0	0.0	0	0	
MIA 11/20	0/0	0	0	0	0.0	0	0	0	0	0.0	0	0	
@NO 11/27	0/0	0	0	0	0.0	0	0	0	0	0.0	0	0	
@NE 12/4	0/0	0	0	0	0.0	0	0	0	0	0.0	0	0	
ATL 12/11	0/0	0	0	0	0.0	0	0	0	0	0.0	0	0	
@SEA 12/15	0/0	0	0	0	0.0	0	0	0	0	0.0	0	0	
SF 12/24	0/0	0	0	0	0.0	0	0	0	0	0.0	0	0	
ARI 1/1/17	0/0	0	0	0	0.0	0	0	0	0	0.0	0	0	
TOTALS	3-3	6/1	0	0	0.0	0	0	0	0	0.0	0	0	

2015 ST. LOUIS RAMS

Game	W/L	P/S	Receiving				Rushing						
			No	Yds	Avg	Lg	TD	Att	Yds	Avg	Lg	TD	
SEA 9/13	W	1/0	0	0	0.0	0	0	0	0	0.0	0	0	
@WSH 9/20	L	1/0	0	0	0.0	0	0	0	0	0.0	0	0	
PIT 9/27	L	1/0	0	0	0.0	0	0	0	0	0.0	0	0	
@ARI 10/4	W	1/0	1	4	4.0	4	0	0	0	0.0	0	0	
@GB 10/11	L	1/1	0	0	0.0	0	0	0	0	0.0	0	0	
CLE 10/25	W	1/1	1	4	4.0	4	0	0	0	0.0	0	0	
SF 11/1	W	1/0	0	0	0.0	0	0	0	0	0.0	0	0	
@MIN 11/8	L	1/0	0	0	0.0	0	0	0	0	0.0	0	0	
CHI 11/15	L	1/0	0	0	0.0	0	0	0	0	0.0	0	0	
@BAL 11/22	L	1/0	0	0	0.0	0	0	0	0	0.0	0	0	
@CIN 11/29	L	1/1	1	2	2.0	2	0	0	0	0.0	0	0	
ARI 12/6	L	1/1	1	4	4.0	4	0	0	0	0.0	0	0	
DET 12/13	W	1/0	0	0	0.0	0	0	0	0	0.0	0	0	
TB 12/17	W	1/1	0	0	0.0	0	0	0	0	0.0	0	0	
@SEA 12/27	W	1/1	0	0	0.0	0	0	0	0	0.0	0	0	
@SF 1/3	L	1/1	1	12	12.0	12	0	0	0	0.0	0	0	
TOTAL	7-9	16/6	5	26	5.2	12	0	0	0	0.0	0	0	

2014 ST. LOUIS RAMS

Game	W/L	P/S	Receiving				Rushing						
			No	Yds	Avg	Lg	TD	Att	Yds	Avg	Lg	TD	
MIN 9/7	L	1/1	1	4	4.0	4	0	0	0	0.0	0	0	
@TB 9/14	W	1/1	2	8	4.0	6	0	0	0	0.0	0	0	
DAL 9/21	L	1/1	0	0	0.0	0	0	0	0	0.0	0	0	
PHL 10/5	L	1/1	0	0	0.0	0	0	0	0	0.0	0	0	
SF 10/13	L	1/0	0	0	0.0	0	0	0	0	0.0	0	0	
SEA 10/19	W	1/1	1	9	9.0	9	0	0	0	0.0	0	0	
@KC 10/26	L	1/1	0	0	0.0	0	0	0	0	0.0	0	0	
@SF 11/2	W	1/1	0	0	0.0	0	0	0	0	0.0	0	0	
@ARI 11/9	L	1/0	0	0	0.0	0	0	0	0	0.0	0	0	
DEN 11/16	W	1/1	0	0	0.0	0	0	0	0	0.0	0	0	
@SD 11/23	L	1/0	0	0	0.0	0	0	0	0	0.0	0	0	
OAK 11/30	W	1/1	2	12	6.0	9	1	0	0	0.0	0	0	
@WAS 12/7	W	1/1	0	0	0.0	0	0	0	0	0.0	0	0	
ARI 12/11	L	1/1	1	21	21.0	21	0	0	0	0.0	0	0	
NYG 12/21	L	1/1	1	1	1.0	0	0	0	0	0.0	0	0	
@SEA 12/28	L	1/1	0	0	0.0	0	0	0	0	0.0	0	0	
TOTAL	6-10	16/13	8	55	6.9	21	1	0	0	0.0	0	0	

2013 ST. LOUIS RAMS

Game	W/L	P/S	Receiving				Rushing						
			No	Yds	Avg	Lg	TD	Att	Yds	Avg	Lg	TD	
ARI 9/8	W												
@ATL 9/15	L	1/0	1	6	6.0	6	0	0	0	0.0	0	0	
@DAL 9/22	L	1/0	0	0	0.0	0	0	0	0	0.0	0	0	
SF 9/26	L	1/0	0	0	0.0	0	0	0	0	0.0	0	0	
JAC 10/6	W	1/1	1	17	17.0	17	0	0	0	0.0	0	0	
@HOU 10/13	W	1/1	1	2	2.0	2t	1	0	0	0.0	0	0	
@CAR 10/20	L	1/1	2	14	7.0	8	0	0	0	0.0	0	0	
SEA 10/28	L	1/1	0	0	0.0	0	0	0	0	0.0	0	0	
TEN 11/3	L	1/1	0	0	0.0	0	0	0	0	0.0	0	0	
@IND 11/10	W	1/1	1	14	14.0	14	0	0	0	0.0	0	0	
CHI 11/24	W	1/1	0	0	0.0	0	0	0	0	0.0	0	0	
@SF 12/1	L	1/1	0	0	0.0	0	0	0	0	0.0	0	0	
@ARI 12/8	L	1/1	1	9	9.0	9	0	0	0	0.0	0	0	
NO 12/15	W	1/1	3	29	9.7	31t	1	0	0	0.0	0	0	
TB 12/22	W	1/0	3	22	7.3	10	0	0	0	0.0	0	0	
@SEA 12/29	L	1/0	0	0	0.0	0	0	0	0	0.0	0	0	
TOTAL	7-9	15/10	13	113	8.7	31t	2	0	0	0.0	0	0	



79 | ROB HAVENSTEIN

Position:	Tackle
Ht./Wt.:	6-7/321
Birth Date:	5/13/92
College:	Wisconsin
Hometown:	Mt. Airy, Md.
Experience:	2nd year (2nd Rams)
Acquired:	D2-2015 (57th)

Career GP/GS (Playoffs): 19/19 (0/0)



TRANSACTIONS: Selected by St. Louis in the second round (57th overall) of the 2015 NFL Draft (5/1/15).

2016 SEASON: Week 1 at San Francisco (9/13)...Started a right tackle...**Week 2 vs Seattle (9/18)**...Started at right tackle...**Week 3 at Tampa Bay (9/25)**: Started at right tackle, and contributed to two rushing touchdowns...**Week 4 at Arizona (10/2)**: Started at right tackle...**Week 5 vs. Buffalo (10/9)**: Started at right tackle...**Week 6 at Detroit (10/16)**: Started at right tackle... helped block for the offense to put up three touchdowns.

2015 SEASON: Started 13 games, missed three due to injury injury...earned PFWA All-Rookie honors..**vs. Tampa Bay (12/17)**: Helped block for 319 net yards and three touchdowns...**vs. Detroit (12/13)**: Opened up running lanes for RB Todd Gurley to rush for 140 yards and two touchdowns...**vs. San Francisco (11/1)**: Part of an offensive line that did not allow a sack on QB Nick Foles...**vs. Cleveland (10/25)**: Helped block for RB Todd Gurley to rush for 120-plus yards for the third consecutive week...**at Arizona (10/4)**: Helped block for QB Nick Foles to throw three touchdowns...**vs. Seattle (9/13)**: Started at right tackle in his NFL debut...helped block for the offense to produce 297 receiving yards.

COLLEGE: Played four years at Wisconsin...earned First-team All-America (AFCA), second-team All-America (FWAA, Sporting News, USA Today), first team All-Big Ten (consensus), and Big Ten Sportsmanship Award following 2014 senior season...matched school record with 54 career games played...started 42 games in his career, including 41 straight at right tackle over his final three seasons...anchored an offensive line that led the way for two of the three best single season rushing performances in school history at 283.8 yards per game in 2013 and a school-record 320.1 yards per game in 2014... Badgers also set a school record for total offense at 480.8 yards per game in 2013...blocked for three 1,000-yard rushers in Montee Ball, Melvin Gordon and James White, three of the top five rushers in school history...Badgers went 39-16 in his career, matching the second-highest win total by a UW senior class...earned Second-team All-Big Ten (coaches), All-Big Ten honorable mention (media) in 2013...redshirted in 2010.

PERSONAL: Ranked by ESPN/Scouts Inc. as the No. 33 offensive tackle in the country, by Scout as No. 42 and by Rivals as No. 43...top offensive tackle in Maryland (ESPN/Scouts Inc.) and ranked as 17th-best player in Maryland by Rivals...as a senior, named first-team all-state and all-area...served as team captain as a senior ... as a junior, named first-team all-state, all-metro and all-area...as a sophomore, named second-team all area...won letters in football and basketball...named to honor roll all four years and was member of National Honor Society as a senior.

HAVENSTEIN'S Games Played Stats: RAMS 2016 (6/6), 2015 (13/13). **TOTALS: (19/19).**



95 | WILLIAM HAYES

Position:	Defensive End
Ht./Wt.:	6-3/278
Birth Date:	5/2/85
College:	Winston-Salem State
Hometown:	High point, N.C.
Experience:	9th year (5th Rams)
Acquired:	UFA(TEN)-2012

Career GP/GS (Playoffs): 114/36 (1/0)



TRANSACTIONS: Re-signed with the Rams as an unrestricted free agent (3/12/13)...signed with the Rams (4/12/12)...selected by the Titans in the fourth round (103rd overall) of the 2008 NFL Draft.

PRO: Nine-year veteran has played in 114 career games with 36 starts...collected 416 career tackles (239 solo)...notched 31.5 total sacks, including a personal-best seven sacks in the 2012 season.

2016 SEASON: Week 1 at San Francisco (9/13): Recorded five tackles (four solo), including one for loss...**Week 2 vs. Seattle (9/18):** Totaled five tackles (two solo)...notched his first sack of the season on Seattle QB Russell Wilson...also had two quarterback pressures...**Week 3 at Tampa Bay (9/25):** Recorded three tackles (two solo)...**Week 4 at Arizona (10/2):** Declared inactive...**Week 5 vs. Buffalo (10/9):** Declared inactive...**Week 6 at Detroit (10/16):** Started at defensive end...recorded three tackles (one solo).

2015 SEASON: Played in 16 games, started 11...collected 68 tackles (44 solo), 5.5 sacks, 41 quarterback pressures, seven hits on the quarterback and two passes defended...registered his first 3.0 sack game...**at San Francisco (1/3/16):** Started at defensive end...registered six tackles (five solo)...**at Seattle (12/27):** Started at defensive end...split a sack on QB Russell Wilson with LB Akeem Ayers...also split a sack with DE Eugene Sims...added two solo sacks on Wilson, to push his total to 3.0 sacks...marked his first 3.0 sack game of his career...added seven tackles (six solo), three quarterback pressures and two hits on the quarterback...**at Baltimore (11/22):** Started at defensive end...made eight tackles (five solo)...also had two quarterback pressures and two quarterback hits...**vs. Chicago (11/15):** Started at defensive end...split a sack with DT Aaron Donald on Bears QB Jay Cutler...also tallied four solo tackles and one pressure on the quarterback...**vs. Cleveland (10/25):** Started at defensive end...notched 2.0 sacks, two forced fumbles and three tackles (one solo)...marked his fourth multi-sack game of his career...**vs. Seattle (9/13):** Saw action on defense...notched seven tackles (five solo).

2014 SEASON: Saw action in 16 games with nine starts...lead all Rams defensive linemen with 75 tackles...topped off the year with 32 quarterback pressures to lead the defense...recorded 4.0 sacks for 32 yards on the year...**at Tampa Bay (9/14):** Started at left defensive end...notched eight tackles (three solo)...**vs. Dallas (9/21):** Started at left defensive end...recorded a season-high nine tackles (three solo)...**vs. Seattle (10/19):** Started at left defensive end...tallied six tackles (one solo)...recorded two quarterback pressures and one quarterback hurry...**at Kansas City (10/26):** Started at left defensive end...had his first fumble recovery of the season and sixth career...recorded eight tackles (five solo)...had three quarterback pressures...**at San Francisco (11/2):** Started at left defensive end...snagged 2.0 sacks in a single game for the second time in his career...also had three tackles and three quarterback hurries...**at San Diego (11/23):** Saw action at left defensive end...collected four tackles (one solo)...notched 1.0 sack...registered six quarterback pressures and had one pass defended...**vs. Oakland (11/30/14):** Saw action at left defensive end...collected five solo tackles...registered one sack for 8.0 yards, his third of the season...also had his first forced fumble of the year...**at Washington (12/7/14):** Saw action at left defensive end...collected five tackles (three solo)...registered 1.0 sack for 12.0 yards, his fourth of the season...**vs. Arizona (12/11/14):** Saw action at left defensive end...garnered six tackles (four solo).

2013 SEASON: Played in 14 games...notched 36 tackles (21 solo), five sacks, one interception, one pass defended, one fumble recovery and three fumble recoveries...**vs. Arizona (9/8):** Saw action on defense and special teams...recorded his first sack of the season on Arizona QB Carson Palmer...added three solo tackles, including two for loss...**at Carolina (10/20):** Saw action on defense...recorded five tackles (one solo)...**vs. Seattle (10/28):** Saw action on defense...tallied his second sack of the season, 18.0 career, on Seattle QB Russell Wilson...added one solo tackle...**vs. Tennessee (11/3):** Saw action on defense...recorded a sack on Titans QB Jake Locker...marked his second consecutive game with a sack, third of the season and 19th career...also had one solo tackle...**at Indianapolis (11/10):** Saw action on defense...intercepted Colts' QB Matt Hasselbeck...marks his first career interception...added two tackles (one solo) and one hit on the quarterback...**at San Francisco (12/1):** Saw action on defense...sacked 49ers QB Colin Kaepernick for a loss of one yard...marked his fourth sack of the season...also recorded five tackles (two solo)...**at Arizona (12/8):** Saw action on defense...tallied four solo tackles, including one for loss...also had one pass batted down, one pressure and one hit on the quarterback...**vs. New Orleans (12/15):** Saw action on defense...sacked Saints' QB Drew Brees for a six-yard loss...also notched three pressures and hits on Brees...added three tackles, including one for loss...**vs. Tampa Bay (12/22):** Saw action on defense...recovered two fumbles caused by LB Alec Ogletree...also had one tackle for loss.

2012 SEASON: Third among Rams with 7.0 sacks, a new career high...posted 13 quarterback pressures and five quarterback hits on the season...second among Rams with nine tackles for loss...**vs. Washington (9/16):** Played on defense...registered three tackles (two solo)...**at Chicago (9/23):** Played on defense...notched four solo tackles...**vs. Arizona (10/4):** Recovered a fumble from Arizona QB Kevin Kolb caused by Robert Quinn's sack on the Cardinals' final drive of the game to secure the win...made

one assisted tackle in addition to two quarterback pressures and one hit on the quarterback...**at Miami (10/14):** Tallied one solo tackle...**vs. Green Bay (10/21):** Sacked Packers' QB Aaron Rodgers for a two yard loss, his first sack as a Ram...also made one solo tackle...**vs. New England (10/28):** Saw action on defense...recorded three tackles (one solo), including one for loss...**at San Francisco (11/11):** Saw action on defense...tallied four tackles (one solo)...**vs. New York Jets (11/18):** Saw action on defense...notched a season-high five tackles (four solo), including two for loss...**at Arizona (11/25):** Sacked Arizona QB Ryan Lindley for a 10-yard loss to give him 2.5 this season, 10.5 career..also made four tackles (one solo) and had one quarterback pressure...**vs. San Francisco (12/2):** Saw action on defense and special teams...split a sack with LB Jo-Lonn Dunbar on 49ers QB Colin Kaepernick for a loss of seven yards...tallied a solo sack on Kaepernick, marking his second multi-sack game of his career...previously, had 1.5 sacks as a member of the Tennessee Titans versus San Francisco (11/18/09)...he now has 3.5 sacks this season, 12.5 career...added one tackle for loss and one quarterback pressure...**at Buffalo (12/9):** Saw action on defense and special teams...registered two quarterback hits...**at Tampa Bay (12/23):** Saw action on defense...registered two sacks on Bucs QB Josh Freeman, establishing a new single game high..he now has 5.5 sacks this season, also a new career-high...made two assisted tackles...added one pass defensed and two quarterback pressures...**at Seattle (12/30):** Saw action on defense and special teams...recorded his seventh sack on the year for a loss of five yards, establishing a new season-high...made four tackles (two solo)...added two quarterback pressures.

2011 SEASON: Played in 10 games with one start at defensive end...totaled 29 tackles, 1.5 sacks, six quarterback pressures and four tackles for loss...**At Jacksonville (9/11):** started at defensive end and posted three tackles, including a sack...**at Carolina (11/13):** Played as a reserve at defensive end and tallied four tackles, a half sack and a team-best three quarterback pressures...combined with Sen'Derrick Marks to drop Cam Newton for a seven-yard sack.

2010 SEASON: Appeared in 14 games as a reserve defensive end...collected 49 tackles and 1.5 sacks...Tied for second on the team with 18 quarterback pressures...inactive for the first two games of the season because of a knee injury...**vs. Philadelphia (10/24):** Tallied five tackles and two quarterback pressures...applied pressure on Kevin Kolb and forced a throw that was intercepted by Michael Griffin in the second quarter...**vs. Washington (11/21):** Recorded five tackles, including two tackles for loss and two quarterback pressures...dropped Keiland Williams for a three-yard loss on a rush up the middle...**at Houston (11/28):** Posted four tackles, including a sack, two quarterback pressures and a forced fumble. Collected his first sack of the season by strip-sacking Matt Schaub for a 14-yard loss on the last play of the first half.

2009 SEASON: Saw action in all 16 games with 11 starts...posted 82 tackles and two forced fumbles...tied for third on the team with four sacks and finished second on the squad with 23 quarterback pressures...made his first career NFL start against Indianapolis (10/11/09)...led or tied for the team lead in sacks three times in 2009 and led or tied for the team lead in quarterback pressures six times...**at Pittsburgh (9/10):** Posted six tackles, including a half sack and a quarterback pressure...teamed with Jacob Ford to sack Ben Roethlisberger for an eight-yard loss late in the second quarter...**at Jacksonville (10/4):** Posted seven tackles, a sack and a quarterback pressure...came off the edge and sacked David Garrard for an 11-yard loss...**at San Francisco (11/8):** Recorded eight tackles, 1.5 sacks, three quarterback pressures and a forced fumble...teamed with Jovan Haye to drop Alex Smith for a seven-yard sack...sacked Smith for a 21-yard loss while forcing a fumble that was recovered by the 49ers...**vs. Buffalo (11/15):** Collected six tackles, a sack, a quarterback pressure and a forced fumble in the Titans' 41-17 win...forced a Marshawn Lynch fumble that was recovered by the Bills...ended a Bills' drive by sacking Trent Edwards for a two-yard loss on a third-and-nine...**vs. St. Louis (12/13):** collected a career-best nine tackles, including two stops for losses, and a quarterback pressure.

COLLEGE: Started 11 games at Winston-Salem State at defensive end his senior year...ranked second on the team with 78 tackles...named a co-captain for the defense and recorded a team-best 19 tackles for loss, setting his opponents back 104 yards...tallied a team-high 8.5 sacks and forced a team-best seven fumbles, while hurrying opposing quarterbacks 12 times and breaking up three passes...became the school's second All-American since the Rams moved to the Football Championship Subdivision from the Division II level in 2006...also set a school record while leading the FCS ranks with two touchdowns on four fumble recoveries...as a junior, became one of the team's top defensive players, seeing action in all 11 games with nine starts at defensive end...finished the season ranked fourth on the team with 57 tackles (25 solo)...led the team with 6.5 sacks and notched 13 tackles for a loss, an interception, four passes defensed, two quarterback hurries and two fumble recoveries...majored in sports management.

PERSONAL: Attended High Point Andrews High School where he was a member of the Raiders' Mid State 2A Conference Championship team in 2003...played defensive end, linebacker and tight end during his high school career...returned home to High Point, N.C. the past couple offseasons and visited with the local elementary and high schools to speak with students about the importance of education and goal-setting...enjoys both fresh water and salt water fishing and is active in Christian Methodist Episcopal Church...born William Quintin Hayes, the son of Robert and Vivian Hayes, on May 2, 1985 in High Point, N.C... participated in numerous community events, including Taste of the NFL, Hayes for the Holidays, Big Plays Little Wishes to benefit Big Brothers Big Sisters, Urban League Turkey Distribution and the All-Community Team Ticket program - Brah Brah Bojangles.

WILLIAM HAYES NFL STATISTICS

REGULAR SEASON

Year	Team	G/S	Tackles					Interceptions					Fumbles		
			Total	Solo	Asst	Sk	Yds	Int	Yds	Lg	TD	PD	FF	FR	Yds
2008	Tennessee	8/0	21	13	8	1.0	1.0	0	0	0	0	1	1	1	4
2009	Tennessee	16/11	82	51	31	4.0	42.0	0	0	0	0	0	2	0	0
2010	Tennessee	14/0	49	27	22	2.0	18.0	0	0	0	0	0	1	0	0
2011	Tennessee	10/1	29	14	15	2.0	9.0	0	0	0	0	0	0	0	0
2012	RAMS	16/0	38	23	15	7.0	28.5	0	0	0	0	1	0	1	0
2013	RAMS	14/0	36	21	15	5.0	24.0	1	5	5	0	1	1	3	0
2014	RAMS	16/9	75	37	38	4.0	32.0	0	0	0	0	1	1	1	6
2015	RAMS	16/11	68	44	24	5.5	36.0	0	0	0	0	0	2	0	0
2016	RAMS	4/4	18	9	9	1.0	8.0	0	0	0	0	0	0	0	0
Total		114/36	416	239	177	30.5	197.0	1	5	5	0	3	8	6	10

POSTSEASON SEASON

Year	Team	G/S	Tackles					Interceptions					Fumbles			
			Total	Solo	Asst	Sk	Yds	Int	Yds	Lg	TD	PD	FF	FR	Yds	
2008	Tennessee	1/0	0	0	0	0	0	0	0	0	0	0	0	0	0	0
Total		1/0	0	0	0	0	0	0	0	0	0	0	0	0	0	0

SINGLE GAME HIGHS

- Total Tackles – 9, twice, last vs. Dallas (9/21/14)
- Solo Tackles – 7, vs. St. Louis (12/13/09)
- Sacks - 3.0, at Seattle (12/27/15)
- Forced Fumbles - 1, three times, last vs. Oakland (12/30/14)
- Fumble Recoverys- 2, vs. Tampa Bay (12/22/13)

WILLIAM HAYES GAME-BY-GAME STATISTICS

2016 LOS ANGELES RAMS

Game	W/L	P/S	T	S	A	Sk	Yds	Int	Yds	Lg	TD	PD	FF	FR	Yds
@SF 9/12	L	1/1	7	4	3	0.0	0.0	0	0	0	0	0	0	0	0
SEA 9/18	W	1/1	5	2	3	1.0	8.0	0	0	0	0	0	0	0	0
@TB 9/25	W	1/1	3	2	1	0.0	0.0	0	0	0	0	0	0	0	0
@ARI 10/2	W							Inactive							
BUF 10/9	L							Inactive							
@DET 10/16	L	1/1	3	1	2	0.0	0.0	0	0	0	0	0	0	0	0
NYG 10/23	0/0	0/0	0	0	0	0.0	0.0	0	0	0	0	0	0	0	0
CAR 11/6	0/0	0/0	0	0	0	0.0	0.0	0	0	0	0	0	0	0	0
@NYJ 11/13	0/0	0/0	0	0	0	0.0	0.0	0	0	0	0	0	0	0	0
MIA 11/20	0/0	0/0	0	0	0	0.0	0.0	0	0	0	0	0	0	0	0
@NO 11/27	0/0	0/0	0	0	0	0.0	0.0	0	0	0	0	0	0	0	0
@NE 12/4	0/0	0/0	0	0	0	0.0	0.0	0	0	0	0	0	0	0	0
ATL 12/11	0/0	0/0	0	0	0	0.0	0.0	0	0	0	0	0	0	0	0
@SEA 12/15	0/0	0/0	0	0	0	0.0	0.0	0	0	0	0	0	0	0	0
SF 12/24	0/0	0/0	0	0	0	0.0	0.0	0	0	0	0	0	0	0	0
ARI 11/17	0/0	0/0	0	0	0	0.0	0.0	0	0	0	0	0	0	0	0
TOTALS	3-3	4/4	18	9	9	1.0	8.0	0	0	0	0	0	0	0	0

2015 ST. LOUIS RAMS


Game	W/L	P/S	T	S	A	Sk	Yds	Int	Yds	Lg	TD	PD	FF	FR	Yds
SEA 9/13	W	1/0	7	5	2	0	0.0	0	0	0	0	0	0	0	0
@WAS 9/20	L	1/0	5	3	2	0	0.0	0	0	0	0	0	0	0	0
PIT 9/27	L	1/0	1	0	1	0	0.0	0	0	0	0	0	0	0	0
@ARI 10/4	W	1/0	2	1	1	0	0.0	0	0	0	0	0	0	0	0
@GB 10/11	L	1/0	5	4	1	0	0.0	0	0	0	0	0	0	0	0
CLE 10/25	W	1/1	3	1	2	2.0	7.0	0	0	0	0	0	0	2	0
SF 11/1	W	1/1	4	2	2	0	0.0	0	0	0	0	0	0	0	0
@MIN 11/8	L	1/1	4	3	1	0	0.0	0	0	0	0	0	0	0	0
CHI 11/15	L	1/1	4	4	0	0.5	4.5	0	0	0	0	0	0	0	0
@BAL 11/22	L	1/1	8	5	3	0	0.0	0	0	0	0	0	0	0	0
@CIN 11/29	L	1/1	5	2	3	0	0.0	0	0	0	0	0	0	0	0
ARI 12/6	L	1/1	3	1	2	0	0.0	0	0	0	0	0	0	0	0
DET 12/13	W	1/1	2	2	0	0	0.0	0	0	0	0	0	0	0	0
TB 12/17	W	1/1	2	0	2	0	0.0	0	0	0	0	0	0	0	0
@SEA 12/27	W	1/1	7	6	1	3.0	24.5	0	0	0	0	0	0	0	0
@SF 1/3	L	1/1	6	5	1	0	0.0	0	0	0	0	0	0	0	0
Total	7-9	16/11	68	44	24	5.5	36.0	0	0	0	0	0	2	0	0

2014 ST. LOUIS RAMS

Game	W/L	P/S	T	S	A	Sk	Yds	Int	Yds	Lg	TD	PD	FF	FR	Yds
MIN 9/7	L	1/0	3	1	2	0.0	0	0	0	0	0	0	0	0	0
@TB 9/14	W	1/1	8	3	5	0.0	0	0	0	0	0	0	0	0	0
DAL 9/21	L	1/1	9	3	6	0.0	0	0	0	0	0	0	0	0	0
PHL 10/5	L	1/1	4	2	2	0.0	0	0	0	0	0	0	0	0	0
SF 10/13	L	1/1	5	3	2	0.0	0	0	0	0	0	0	0	0	0
SEA 10/19	W	1/1	6	1	5	0.0	0	0	0	0	0	0	0	0	0
@KC 10/26	L	1/1	8	5	3	0.0	0	0	0	0	0	0	1	6	0
@SF 11/2	W	1/1	3	0	3	2.0	12.0	0	0	0	0	0	0	0	0
@ARI 11/9	L	1/1	3	3	0	0.0	0	0	0	0	0	0	0	0	0
DEN 11/16	W	1/1	2	1	1	0.0	0	0	0	0	0	0	0	0	0
@SD 11/23	L	1/1	4	1	3	0.0	0	0	0	0	1	0	0	0	0
OAK 11/30	W	1/0	5	5	0	1.0	8.0	0	0	0	0	1	0	0	0
@WAS 12/7	W	1/0	5	3	2	1.0	12.0	0	0	0	0	0	0	0	0
ARI 12/11	L	1/0	6	4	2	0.0	0	0	0	0	0	0	0	0	0
NYG 12/21	L	1/0	1	0	1	0.0	0	0	0	0	0	0	0	0	0
@SEA 12/28	L	1/0	3	2	1	0.0	0	0	0	0	0	0	0	0	0
TOTAL	6-10	15/10	75	37	38	4.0	32.0	0	0	0	1	1	1	6	0

2013 ST. LOUIS RAMS

Game	W/L	P/S	T	S	A	Sk	Yds	Int	Yds	Lg	TD	PD	FF	FR	Yds
ARI 9/8	W	1/0	3	2	1	1.0	6.0	0	0	0	0	0	0	0	0
@ATL 9/15	L	1/0	1	0	1	0.0	0	0	0	0	0	1	0	0	0
@DAL 9/22	L	1/0	0	0	0	0.0	0	0	0	0	0	0	0	0	0
SF 9/26	L							Inactive							
JAC 10/6	W							Inactive							
@HOU 10/13	W	1/0	4	2	2	0.0	0	0	0	0	0	0	0	0	0
@CAR 10/20	L	1/0	5	1	4	0.0	0	0	0	0	0	0	0	0	0
SEA 10/28	L	1/0	1	1	0	1.0	7.0	0	0	0	0	0	0	0	0
TEN 11/3	L	1/0	1	1	0	1.0	4.0	0	0	0	0	0	0	0	0
@IND 11/10	W	1/0	2	1	1	0.0	0	1	5	5	0	0	0	0	0
CHI 11/24	W	1/0	4	3	1	0.0	0	0	0	0	0	0	0	1	0
@SF 12/1	L	1/0	5	2	3	1.0	1.0	0	0	0	0	0	0	0	0
@ARI 12/8	L	1/0	4	4	0	0.0	0	0	0	0	0	0	0	0	0
NO 12/15	W	1/0	3	1	2	1.0	6.0	0	0	0	0	0	0	1	0
TB 12/22	W	1/0	1	1	0	0.0	0	0	0	0	0	0	0	0	2
@SEA 12/29	L	1/0	2	2	0	0.0	0	0	0	0	0	0	0	0	0
TOTAL	7-9	14/0	36	21	15	5.0	24.0	1	5	5	0	1	1	3	0



6 | JOHNNY HEKKER

Position:	Punter
Ht./Wt.:	6-5/236
Birth Date:	2/8/90
College:	Oregon State
Hometown:	Bothell, Wash.
Experience:	5th year (5th Rams)
Acquired:	FA-2012

Career GP/GS (Playoffs): 70/0 (0/0)



TRANSACTIONS: Re-signed with the Rams (12/5/14)...signed with the Rams as an undrafted rookie free agent (4/30/12).

PRO: Fifth-year pro earned All-Pro honors following 2013 and 2014 seasons...earned second Pro Bowl honor in 2015...in 2014, finished second in the league with 33 punts downed inside the 20...converted a two-point conversion and completed two passes on fake punts...making him 5-of-6 in his three NFL seasons...earned his first Pro Bowl appearance for his 2013 performance...became the first Rams punter since 1985 (Dale Hatcher) to be named to the Pro Bowl, also earned First-Team All-Pro honors...recorded the highest single-season net average (44.2) in NFL history.



2016 SEASON: Week 1 at San Francisco (9/13): Tallied 431 yards on 10 punts, while averaging 43.1 yards a punt. Netted a punt total of 42.0 per kick, downing four of them inside the 20-yard line. **Week 2 vs. Seattle (9/18):** Totaled 237 yards on six punts, all downed inside the opponent's 20-yard line, for a 39.5-yard average and net average. **Week 3 at Tampa Bay (9/25):** Punted five times for 256 yards, averaging 51.2 yards per punt...his longest was a 64-yard boot...**Week 4 at Arizona (10/2):** Recorded six punts without any touchbacks, continuing his streak of zero touchbacks this season...Hekker leads the NFL in most punts inside the 20-yard line, with 15...**Week 5 vs. Buffalo (10/9):** Punted two times for 109 yards, averaging 54.5 yards a punt, and had a net average of 55.5 yards...still has not allowed a touchback this season...**Week 6 at Detroit (10/16):** Kicked two punts, totaling 94 yards, averaging 47.0 yards a kick.

Hekker earned NFC Special Teams Player of the Month - October 2015

- Averaged 48.3 yards per punt with a net avg. of 44.3 yards
- Eight of his 16 punts during the month traveled at least 50 yards
- Placed six punts inside the 20-yard line, including four punts that were downed at the 10-yard line or closer
- Joins Sean Landeta as the only Rams punters to win Special Teams Player of the Month.

2015 SEASON: Punted 96 times for 4,601 yards a 47.9-yard average...tallied six touchbacks and placed a career-high 41 punts inside the 20-yard line...led the NFL rankings in net punting average (43.7) and punts downed inside the opponents' 20-yard line... **vs. Tampa Bay (12/17):** Punted five times for 220 yards, a 44-yard average and 44-yard net average...placed three punts inside the 20-yard line...**vs. Detroit (12/13):** Punted six times for 284 yards for a 47.3-yard average and 45.5-yard net average...placed four punts inside the 20-yard line and had a long of 61 yards...**vs. Arizona (12/6):** Punted eight times for 436 yards, a 54.5-yard average and 48.3-yard net average...placed five punts inside the 20-yard line and had a long of 68 yards... also handled kickoff duties in addition to punting and tallied two kickoffs...**vs. Chicago**

(11/15): Punted six times for 296 yards, a 49.3-yard average, 47.8-yard net and placed three punts inside the 20-yard line...tallied a long punt of 60 yards...**vs. San Francisco (11/1):** Tallied a long punt of 60 yards, his longest of the season...finished with eight punts for 436 yards, a 54.5-yard average and 49.8-yard net, and placed three punts inside the 20-yard line...**vs. Cleveland (10/25):** Punted five times for 244 yards for a 48.0-yard average and 48.0-yard net...place three punts inside the 20-yard line and had a long of 56 yards...**at Green Bay (10/11):** Completed a 20-yard pass to S Cody Davis on a fake punt conversion...marked his second-longest pass completion of his career...punted four times for 181 yards...placed one punt inside the 20-yard line and had a long of 51 yards...**4 at Arizona (10/4):** Punted seven times for 348 yards, a 49.7-yard average and 45.1-yard net...had a long punt of 57 yards...**at Washington (9/20):** Punted eight times for 381 yards, a 47.6-yard average and 46.1-yard net...tallied a long of 53 yards and placed four punts inside the 20-yard line.

2014 SEASON: Finished the season with a 46.5-yard gross average for eighth in the league and registered the fourth best single-season total in Rams history...**vs. Seattle (10/19):** Connected with RB Benny Cunningham on an 18-yard pass in punt formation to convert a fourth-and-3 on the St. Louis 18-yard line with 2:55 left to play...marked his fifth career pass, first of the season...punted three times for 153 yards, a 44.7-yard average...**at Kansas City (10/26):** Punted six times for 324 yards, a 54.0-yard average...tallied a long of 60 yards... **at Arizona (11/9):** Punted seven times for 305 yards, a 43.6-yard average...**at San Diego (11/23):** Connected with WR Stedman Bailey on an 19-yard pass in punt formation to convert a fourth-and-4...marked his sixth career pass, second of the season...punted four times for 178 yards, a 44.5-yard average...tallied a long of 57 yards...**vs. Oakland (11/30/14):** Punted six times for 275 yards, a 45.8-yard average...tallied a long of 60 yards...**at Washington (12/7/14):** Connected with TE Cory Harkey for a two-point conversion... punted four times for 174 yards, a 43.5-yard average...tallied a long of 61 yards...

2013 SEASON: Earned Pro Bowl and First-Team All-Pro honors after recording the highest single-season net average (44.2) in NFL history...finished with a 46.3-yard gross average for 10th in the league and was the fourth best single-season total in Rams history...opponents averaged just 2.6 yards per return, the best total in the NFL in 2013...also added two special teams

tackles...**vs. Arizona (9/8)**: Punted three times for 147 yards...placed one inside the 20-yard line and had one touchback...only one punt was returned and it went for a 1-yard gain...**vs. San Francisco (9/26)**: Notched a career-high 11 punts for 490 yards...averaged 44.5 yards per punt and registered a long of 60 yards...placed six punts inside the 20-yard line and one touchback...**vs. Jacksonville (10/6)**: Punted seven times for 286 yards, a 40.9-yard average and 40.1-yard net...placed two punts inside the 20-yard line and tallied a long of 56 yards...**at Houston (10/13)**: Punted three times for 135 yards...placed one punt inside the 20-yard line...**at Carolina (10/20)**: Punted four times for 159 yards...**vs. Tennessee (11/3)**: Punted five times for 242 yards for a 48.4-yard average and 46.8-yard net average...he placed one punt inside the 20-yard line and had a long of 57 yards...**at Indianapolis (11/10)**: Punted five times for 242 yards, including a long of 61 yards...averaged 48.4 yards per punt, a 43.4 net average...**vs. Chicago (11/24)**: Punted two times for 97 yards...his 43.7 net average leads the NFL...**at San Francisco (12/1)**: Punted five times for 244 yards, including a long of 54 yards...registered an average of 48.8 yards, a 47.8 yard net...continues to lead the NFL in net average (44.0)...**at Arizona (12/8)**: Punted five times for 257 yards, a 51.4 yard average and 42.8-yard net average...tallied two touchbacks and a long of 64 yards...**vs. New Orleans (12/15)**: Punted four times for 167 yards, a 41.8-yard average and 41.8-yard net average...registered a long of 52 yards and placed two punts inside the 20-yard line...continues to lead the NFL in net punting average (43.8)...added one special teams tackle...**vs. Tampa Bay (12/22)**: Punted two times for 88 yards for a 44-yard average and 44-yard net average...**at Seattle (12/29)**: Punted seven times for 337 yards, a 48.1 average and 48.4 yard net average.

2012 SEASON: Finished his first NFL campaign with a 45.8-yard gross average and a net average of 39.9 yards per attempt...both of those numbers are the fourth best for a season in Rams history...**at Detroit (9/9)**: Punted five times for 241 yards, a 48.2-yard average and 37.6-yard net...placed one punt inside the 20-yard line and recorded a long of 57 yards...**vs. Washington (9/16)**: Punted three times for 163 yards, a 54.3-yard average and 48.7-yard net, placed one inside the 20-yard line and had a long of 66 yards...**at Chicago (9/23)**: Punted six times for 279 yards, a 46.5-yard average and a long of 56 yards...ranked third in the NFC in punting average with a 48.8 average in three games...**vs. Seattle (9/30)**: Threw a two-yard touchdown pass to WR Danny Amendola on a fake field goal play...no Rams punter has thrown a touchdown pass since the merger...punted four times for 156 yards, a 39-yard average and 38.8-yard net...placed one inside the 20...**vs. Arizona (10/4)**: Punted a season-high seven times for 398 yards, including a season-long of 68 yards...averaged 56.9 yards per punt, setting a franchise single-game record...placed three punts inside the 20-yard line...also made one special teams tackle...**at Miami (10/14)**: Punted three times for 135 yards with a long of 56 yards...averaged 45 yards per punt with a 38.3 net...placed two inside the 20-yard line...**vs. Green Bay (10/21)**: Punted two times for 99 yards, a 49.5-yard average and 42-yard net...tallied a long of 55 yards...**vs. New England (10/28)**: Punted four times for 195 yards, a 48.8-yard average and 44.8-yard net...placed one kick inside the 20 and tallied a long of 50 yards...**at San Francisco (11/11)**: Threw a 21-yard completion to S Rodney McLeod on fourth-and-four from the St. Louis 10-yard line with :49 left in the half on a fake punt...marked his second pass completion this season and McLeod's first career reception...on a second fake punt, completed a 19-yard pass to TE Lance Kendricks...the play pushed his passing totals to two-for-two for 40 yards on the day, and also marks his third completion this season...punted four times for 147 yards for a 36.8-yard average, 31-yard net and placed one inside the 20-yard line...**vs. New York Jets (11/18)**: Punted five times for 251 yards, a 50.2-yard average, 44.4-yard net...placed one inside the 20-yard line and had a long of 57 yards...**at Arizona (11/25)**: Punted six times for 260 yards, a 43.3-yard average and 33.5-yard net...tallied a long of 48 yards and placed one inside the 20-yard line...**vs. San Francisco (12/2)**: Punted a season-high nine times for 388 yards for a 43.1-yard average and 42.4-yard net...tallied a long of 63 yards and placed three punts inside the 20-yard line...**at Buffalo (12/9)**: Punted eight times for 302 yards, a 37.8-yard average and 32.3-yard net...placed two punts inside the 20-yard line and tallied a long of 50 yards...**vs. Minnesota (12/16)**: Punted four times for 164 yards...placed one punt inside the 20-yard line and had a long of 55 yards...**at Tampa Bay (12/23)**: Punted seven times for 335 yards, a 47.9-yard average and 46.9-yard net. Hekker placed two punts inside the 20-yard line and tallied a long of 57 yards...**at Seattle (12/30)**: Punted five times for 243 yards and finished with a net average of 40.2 yards and a gross average of 48.6 yards.

COLLEGE: Four-year starter, finished his career as one of Oregon State's most prolific punters in history...the third-best career punt yardage average at OSU at 41.3 yards per punt...set the single-game school record with a 52.5-yard average (6-315) at Utah in 2011...earned College Football Performance Award Punter of the Week...semi-finalist for the Ray Guy Award in 2009...52 career punts of 50+ yards, including 17 as a senior in 2011 when he had six different games with at least one punt of 60+ yards...earned Pac-12 Conference honorable mention...87 career punts downed inside the 20-yard line...named the Sun Bowl Special Teams MVP in 2008 after averaging 45 yards on 10 punts...also the holder on placekicks for three years...two-time Pac-10 All-Academic selection.

PERSONAL: Has a degree in general science...serves as the Rams' Ambassador for "Fuel Up To Play 60," the joint NFL-National Dairy Council Health and Wellness program for students...served as the state ambassador for Special Olympics in Illinois and Missouri...also on the board for Team Activities for Special Kids (TASK), a year-round instructional sports program that provides athletic and social opportunities to kids with special needs.

JOHNNY HEKKER NFL STATISTICS

REGULAR SEASON

Year	Team	Punting				Opp Ret	Net Yds	TB	I20	Lg	Blk	
		G	No	Yds	Avg							
2012	RAMS	16	82	3,756	45.8	41	402	3,274	4	22	68	0
2013	RAMS	16	78	3,609	46.3	30	79	3,450	4	19	64	0
2014	RAMS	16	80	3,721	46.5	28	192	3,429	5	33	61	1
2015	RAMS	16	96	4,601	47.9	40	289	4,192	6	41	68	0
2016	RAMS	6	31	1,404	45.3	10	62	1,342	0	15	64	0
TOTALS		70	367	17,091	46.6	149	1,024	15,687	19	131	68	1

Passing

Year	Team	Att.	Cmp	Pct.	Yds	Yds/Att	TD	Int	Lg	Sk-Yds	Rtg.
2012	RAMS	3	3	100.0	42	14.0	1	0	21	0-0	158.3
2013	RAMS	1	0	0.0	0	0.0	0	0	0	0-0	39.6
2014	RAMS	2	2	100.0	37	18.5	0	0	19	0-0	118.8
2015	RAMS	4	1	25.0	20	5.0	0	0	20	0-0	47.9
2016	RAMS	0	0	0.0	0	0.0	0	0	0	0-0	0.0
Total		10	6	60.0	99	9.9	1	0	21	0-0	126.7

ADDITIONAL CAREER STATISTICS: Threw one touchdown pass to WR Danny Amendola vs. Seattle (9/30/12), Connected with TE Cory Harkey for a two-point conversion...connected with RB Benny Cunningham on an 18-yard pass in punt formation to convert a fourth-and-3 on the St. Louis 18-yard line (10/19/14)...connected with WR Stedman Bailey on an 19-yard pass in punt formation to convert a fourth-and-4 (11/23/14)...connected with S Cody Davis for 20-yard reception to convert a fourth-and-2 at Green Bay (10/11/15).

Special teams tackles: 2012 (1), 2013 (1), 2015 (1).

SINGLE GAME HIGHS

Punts – 11, vs. San Francisco (9/26/13)
 Long – 68, vs. Arizona (10/4/12)
 Yards – 490, vs. San Francisco (9/26/13)

JOHNNY HEKKER GAME-BY-GAME STATISTICS

2016 LOS ANGELES RAMS

Game	W/L	No	Yds	Avg	Opp Ret	Opp Yds	Net Yds	Net Avg	TB	I20	Lg	Blk
@SF 9/12	L	10	431	43.1	2	11	420	42.0	0	4	54	0
SEA 9/18	W	6	237	39.5	0	0	237	39.5	0	6	52	0
@TB 9/25	W	5	256	51.2	2	26	230	46.0	0	2	64	0
@ARI 10/2	W	6	277	46.2	3	23	254	42.3	0	3	55	0
BUF 10/9	L	2	109	54.5	2	-2	111	55.5	0	1	57	0
@DET 10/16	L	2	94	47.0	1	4	90	45.0	0	0	54	0
NYG 10/23	0	0	0	0.0	0	0	0	0.0	0	0	0	0
CAR 11/6	0	0	0	0.0	0	0	0	0.0	0	0	0	0
@NYJ 11/13	0	0	0	0.0	0	0	0	0.0	0	0	0	0
MIA 11/20	0	0	0	0.0	0	0	0	0.0	0	0	0	0
@NO 11/27	0	0	0	0.0	0	0	0	0.0	0	0	0	0
@NE 12/4	0	0	0	0.0	0	0	0	0.0	0	0	0	0
ATL 12/11	0	0	0	0.0	0	0	0	0.0	0	0	0	0
@SEA 12/15	0	0	0	0.0	0	0	0	0.0	0	0	0	0
SF 12/24	0	0	0	0.0	0	0	0	0.0	0	0	0	0
ARI 1/1/17	0	0	0	0.0	0	0	0	0.0	0	0	0	0
TOTALS	3-3	31	1,404	45.3	10	62	1,342	43.3	0	15	64	0

2015 ST. LOUIS RAMS

Game	W/L	No	Yds	Avg	Opp Ret	Opp Yds	Net Yds	Net Avg	TB	I20	Lg	Blk
SEA 9/13	W	3	142	47.3	2	63	79	26.3	0	0	55	0
@WSH 9/20	L	8	381	47.6	5	12	381	46.1	0	4	52	0
PIT 9/27	L	4	170	42.5	0	0	150	37.5	1	2	50	0
@ARI 10/4	W	7	348	49.7	5	32	316	45.1	0	2	57	0
@GB 10/11	L	4	181	45.3	2	9	152	38.0	1	1	51	0
CLE 10/25	W	5	244	48.8	2	4	240	48.0	0	3	56	0
SF 11/1	W	8	436	54.5	5	38	398	49.8	0	4	60	0
@MIN 11/8	L	8	372	46.5	4	40	332	41.5	0	2	63	0
CHI 11/15	L	6	296	49.3	3	9	287	47.8	0	3	60	0
@BAL 11/22	L	8	367	45.9	3	5	342	42.8	1	4	63	0
@CIN 11/29	L	5	225	45.0	2	16	189	37.8	1	1	56	0
ARI 12/6	L	8	436	54.5	3	30	386	48.3	1	5	68	0
DET 12/13	W	6	284	47.3	2	11	273	45.5	0	4	61	0
TB 12/17	W	5	220	44.0	0	0	220	44.0	0	3	49	0
@SEA 12/27	W	6	240	40.0	2	20	220	36.7	0	2	50	0
@SF 1/3	L	5	259	51.8	0	0	239	47.8	1	1	68	0
TOTAL	7-9	96	4,601	47.9	40	289	4,192	43.7	6	41	68	0

2014 ST. LOUIS RAMS

Game	W/L	No	Yds	Avg	Opp Ret	Opp Yds	Net Yds	Net Avg	TB	I20	Lg	Blk
MIN 9/7	L	6	279	46.5	1	6	273	45.5	0	2	57	0
@TB 9/14	W	2	98	49.0	1	0	98	49.0	0	1	53	0
DAL 9/21	L	1	24	24.0	0	0	24	24.0	0	1	24	0
PHI 10/5	L	4	166	41.5	1	23	143	28.6	0	2	56	1
SF 10/13	L	8	351	43.9	5	29	322	40.3	0	2	56	0
SEA 10/19	W	3	153	51.0	2	19	134	51.0	0	1	56	0
@KC 10/26	L	6	324	54.0	4	27	277	46.2	1	1	60	0
@SF 11/2	W	6	281	46.8	1	12	249	41.5	1	2	60	0
@ARI 11/9	L	7	305	43.6	1	8	277	39.6	1	2	57	0
DEN 11/16	W	6	260	43.3	1	0	260	43.3	0	4	54	0
@SD 11/23	L	4	178	44.5	1	0	178	44.5	0	2	57	0
OAK 11/30	W	6	275	45.8	2	4	251	41.8	1	3	60	0
@WAS 12/7	W	4	174	43.5	2	3	171	42.8	0	3	61	0
ARI 12/11	L	8	404	50.5	4	54	350	43.8	0	3	59	0
NYG 12/21	L	4	202	50.5	0	0	182	45.5	0	3	56	0
@SEA 12/28	5	247	49.4	2	7	240	48.0	1	1	55	0	
TOTAL	6-10	80	3,721	46.5	28	192	3,429	42.3	5	33	61	1

2013 ST. LOUIS RAMS

Game	W/L	No	Yds	Avg	Opp Ret	Opp Yds	Net Yds	Net Avg	TB	I20	Lg	Blk
ARI 9/8	W	3	147	49.0	1	1	126	42.0	1	1	55	0
@ATL 9/15	L	6	298	49.7	2	4	294	49.0	0	0	63	0
@DAL 9/22	L	5	238	47.6	4	16	222	44.4	0	0	57	0
SF 9/26	L	11	490	44.5	1	0	470	42.7	1	6	60	0
JAC 10/6	W	7	286	40.9	4	5	281	40.1	0	2	56	0
@HOU 10/13	W	3	135	45.0	2	6	129	43.0	0	1	47	0
@CAR 10/20	L	4	159	39.8	1	-1	160	40.0	0	0	52	0
SEA 10/28	L	4	182	45.5	3	9	173	43.3	0	2	55	0
TEN 11/3	L	5	242	48.4	2	8	234	46.8	0	1	57	0
@IND 11/10	W	5	242	48.4	3	25	217	43.4	0	1	61	0
CHI 11/24	W	2	97	48.5	1	0	97	48.5	0	0	51	0
@SF 12/1	L	5	244	48.8	2	5	239	47.8	0	1	54	0
@ARI 12/8	L	5	257	51.4	2	3	214	42.8	2	0	64	0
NO 12/15	W	4	167	41.8	0	0	167	41.8	0	2	52	0
TB 12/22	W	2	88	44.0	0	0	88	44.0	0	1	46	0
@SEA 12/29	L	7	337	48.1	2	-2	339	48.4	0	1	58	0
TOTAL	7-9	78	3,609	46.3	30	79	3,450	44.2	4	19	64	0

JOHNNY HEKKER GAME-BY-GAME STATISTICS

2012 ST. LOUIS RAMS

Game	W/L	No	Yds	Avg	Opp Ret	Opp Yds	Net Yds	Net Avg	TB	I20	Lg	Blk
@DET 9/9	L	5	241	48.2	5	53	188	37.6	0	1	57	0
WAS 9/16	W	3	163	54.3	1	-3	146	48.7	1	1	66	0
@CHI 9/23	L	6	279	46.5	3	39	220	36.7	1	1	56	0
SEA 9/30	W	4	156	39.0	2	1	155	38.8	0	1	48	0
ARI 10/4	W	7	398	56.9	5	76	322	46.0	0	3	68	0
@MIA 10/14	L	3	135	45.0	0	0	115	38.3	1	2	56	0
GB 10/21	L	2	99	49.5	1	15	84	42.0	0	1	55	0
NE 10/28	L	4	195	48.8	3	16	179	44.8	0	1	50	0
@SF 11/11	T	4	147	36.8	2	23	124	31.0	0	1	45	0
NYJ 11/18	I	5	251	50.2	3	29	222	44.4	0	1	57	0
@ARI 11/25	W	6	260	43.3	4	59	201	33.5	0	1	48	0
SF 12/2	W	9	388	43.1	2	6	382	42.4	0	3	63	0
@BUF 12/9	W	8	302	37.8	4	44	258	32.3	0	2	50	0
MIN 12/16	L	4	164	41.0	1	15	149	37.3	0	1	55	0
@TB 12/23	W	7	335	47.9	3	7	328	46.9	0	2	57	0
@SEA 12/30	L	5	243	48.6	2	22	201	40.2	1	0	57	0
TOTAL	7-8-1	82	3756	45.8	41	402	3274	39.9	4	22	68	0



84 | TEMARRICK HEMINGWAY

Position:	Tight End
Ht./Wt.:	6-5/210
Birth Date:	7/30/93
College:	South Carolina State
Hometown:	Loris, S.C.
Experience:	Rookie
Acquired:	D6A-2016 (177th)

Career GP/GS (Playoffs): 2/0 (0/0)



TRANSACTIONS: Selected in the sixth round of the 2016 draft (177th overall) on 4/30/16.

2016 SEASON: **Week 1 at San Francisco (9/13):** Inactive...**Week 2 vs. Seattle (9/18):** Did not play...**Week 3 at Tampa Bay (9/25):** Declared inactive...**Week 4 at Arizona (10/2):** Played in first career NFL game on special teams...**Week 5 vs. Buffalo (10/9):** Saw action on special teams...**Week 6 at Detroit (10/16):** Declared inactive.

COLLEGE: Played in 42 games, started 37...caught 91 career passes for 1,062 yards and seven touchdowns...in 2015, started in all 11 games for the Bulldogs...finished second on the team in receptions with 38 for 418 yards and one touchdown...earned SBN All-American Honors and was named to the All-MEAC First Team...named the team's Outstanding Tight End...noted as an effective blocker during his college career...played as a graduate student after earning his undergraduate degree in business management and being selected to participate in the Charleston County Aviation Authority's inaugural internship program...in 2014, earned All-MEAC first team honors...finished third on the team in receptions for a second straight season with 18 catches for 257 yards and one score...in 2013, was the team's third-leading receiver from his tight end position...hauled in 26 catches for 223 yards and four touchdowns...had his best performance in the FCS playoff game against Furman with four catches for 57 yards and a score...in 2012, played in seven of the team's 11 contests and got the starting nod in two contests...ended the campaign with 11 catches for 164 yards and a touchdown...excelled in the academic arena and was named a Presidential Scholar...redshirted in 2011.

PERSONAL: Attended North Myrtle Beach High School where he was a multiple letter winner in football and was named to All-Region first-team on defense...a business management major...son of Kelly and Anthony Hemingway.



89 | TYLER HIGBEE

Position: Tight End
Ht./Wt.: 6-6/250
Birth Date: 1/1/93
College: Western Kentucky
Hometown: Clearwater, Fla.
Experience: Rookie
Acquired: D4A-2016 (110th)

Career GP/GS (Playoffs): 6/1 (0/0)



TRANSACTIONS: Selected in the fourth round of the 2016 draft (110th overall) on 4/30/16.

2016 SEASON: Week 1 at San Francisco (9/13): In his first career NFL game, recorded one reception...**Week 2 vs. Seattle (9/18):** Contributed on offense at tight end...**Week 3 at Tampa Bay (9/25):** Made first career NFL start at tight end...saw significant action on special teams...**Week 4 at Arizona (10/2):** Saw action at tight end and recorded one reception...**Week 5 vs. Buffalo (10/9):** Took nearly half the offensive snaps at the tight end position...**Week 6 at Detroit (10/16):** Saw action at tight end and on special teams.

COLLEGE: Played in 38 games with 15 starts...earned a midseason addition to the Biletnikoff Watch List in 2015...racked up a pair of 100-yard receiving games and four touchdowns through the first four games of the year and caught at least one touchdown in six of his nine games, including two, two-touchdowns game...named the John Mackey Award Tight End of the Week following the season opener at Vanderbilt when he caught four passes for 102 yards...as a junior in 2014, he tallied 230 yards on 15 receptions, including four touchdowns...notched a breakout performance at No. 19 Marshall when came up with three-touchdowns on six passes for 99 yards, to earn CFPA honorable mention National Tight End of the Week honors...he was also one of only three tight ends last season to catch at least three touchdowns in a game, joined by FIU's Jonnu Smith and Minnesota's Maxx Williams...became one of just four players in WKU history to catch at least three touchdowns in a single game and the first since 1978...in 2013, saw time in seven games and three starts after converting over from wide receiver...finished the year with 13 catches for 169 yards and a touchdown...redshirted in 2012...as a true freshman in 2011, he played in 11 games...finished the regular season with a pair of catches for 92 yards...tallied his first career catch on a 63-yard touchdown grab.

PERSONAL: Named team MVP and team captain for his senior season at East Lake High School. He reeled in 42 receptions as a tight end, leading the county in receptions, to total over 540 receiving yards and eight touchdowns in his final season. He finished his career with over 1,100 yards receiving and 18 touchdowns. Higbee earned first-team All-County honors as well as being a Pinellas County All-Star his senior year. He was rated as a two-star recruit by Rivals.com after lettering all four years in football. He also earned a pair of letters on the baseball diamond at the varsity level.

TYLER HIGBEE NFL STATISTICS

REGULAR SEASON								
Year	Team	G/S	Receiving			Lg	TD	
			No	Yds	Avg			
2016	RAMS	6/1	1	2	2.0	2	0	
TOTAL		6/1	1	2	2.0	2	0	

TYLER HIGBEE GAME-BY-GAME STATISTICS

2016 LOS ANGELES RAMS												
Game	W/L	P/S	Receiving				Rushing					
			No	Yds	Avg	Lg	TD	Att	Yds	Avg	Lg	TD
@SF 9/12	L	1/0	1	2	2.0	2	0	0	0	0.0	0	0
SEA 9/18	W	1/0	0	0	0.0	0	0	0	0	0.0	0	0
@TB 9/25	W	1/1	0	0	0.0	0	0	0	0	0.0	0	0
@ARI 10/2	W	1/0	0	0	0.0	0	0	0	0	0.0	0	0
BUF 10/9	L	1/0	0	0	0.0	0	0	0	0	0.0	0	0
@DET 10/16	L	1/0	0	0	0.0	0	0	0	0	0.0	0	0
NYG 10/23		0/0	0	0	0.0	0	0	0	0	0.0	0	0
CAR 11/6		0/0	0	0	0.0	0	0	0	0	0.0	0	0
@NYJ 11/13		0/0	0	0	0.0	0	0	0	0	0.0	0	0
MIA 11/20		0/0	0	0	0.0	0	0	0	0	0.0	0	0
@NO 11/27		0/0	0	0	0.0	0	0	0	0	0.0	0	0
@NE 12/4		0/0	0	0	0.0	0	0	0	0	0.0	0	0
ATL 12/11		0/0	0	0	0.0	0	0	0	0	0.0	0	0
@SEA 12/15		0/0	0	0	0.0	0	0	0	0	0.0	0	0
SF 12/24		0/0	0	0	0.0	0	0	0	0	0.0	0	0
ARI 1/1/17		0/0	0	0	0.0	0	0	0	0	0.0	0	0
TOTALS	3-3	6/1	1	2	2.0	2	0	0	0	0.0	0	0



32 | TROY HILL

Position: Cornerback
Ht./Wt.: 5-11/182
Birth Date: 8/29/91
College: Oregon
Hometown: Ventura, Calif.
Experience: 1st Year (1st Rams)
Acquired: W(NE)-2015

Career GP/GS (Playoffs): 9/3 (0/0)



TRANSACTIONS: Acquired by the Rams via waivers from New England (12/31/15)...released from England (12/30/15), after being acquired via waivers from Cincinnati (12/25/15)...released by the Bengals (12/24/15), after spending time on their practice squad...originally signed with Cincinnati as an undrafted free agent (5/8/15).

2016 SEASON: Week 1 at San Francisco (9/13): Saw action on special teams...**Week 2 vs. Seattle (9/18):** Recorded three tackles (three solo)...also defended one pass. **Week 3 at Tampa Bay (9/25):** Made his first career NFL start at cornerback...recorded a team-high, and career-high 11 tackles (10 solo), and defended a pass...**Week 4 at Arizona (10/2):** Started at right cornerback...tallied four tackles (three solo)...**Week 5 vs. Buffalo (10/9):** Saw significant action at cornerback...recorded his first special teams tackle of the season...**Week 6 at Detroit (10/16):** Started his third game of the season at cornerback...tallied seven tackles (six solo).

2015 SEASON: Played in three games with Cincinnati: at Cleveland (12/6), vs. Pittsburgh (12/13), at San Francisco (12/20).

COLLEGE: As a senior in 2014, finished seventh on the team in tackles (71) but third in unassisted efforts (59)...second-team Pac-12 all-conference choice and 14-game starter ranked second in the league (1.46 avg.) in passes defended and 11th nationally...in 2013, was the Ducks' fifth-leading tackler among their defensive backs assumed the role as the program's top reserve cornerback and nickel-back...finished the year with 29 tackles (21 solo) and four deflected passes...in 2012, appeared in 10 games, with 22 of his 26 tackles being unassisted...in 2011, started six of his 14 appearances...in 2010, worked with the scout team during redshirt season.

PERSONAL: Played defensive back and wide receiver for St. Bonaventure...2009 All-Channel League First-Team Defense...2008 Second-Team All-State Junior by CalHiSports.com...posted 46 tackles and five interceptions for the Seraphs his junior season in 2008...also returned one kickoff for a touchdown and took one of his five picks back for a score...earned a three-star rating from Scout.com...also a three-star recruit according to Rivals.com and the No. 32 corner in the country....parents: Jim Gilmer and Sandra Jennings...also has two brothers, two sisters...majored in General Social Science.

TROY HILL NFL STATISTICS

		REGULAR SEASON														
Year	Team	G/S	Tackles				Interception				Fumbles					
			Total	Solo	Asst	Sk	Yds	Lg	TD	PD	FF	FR	Yds			
2015	CIN	3/0	2	1	0	0.0	0.0	0	0	0	0	0	0	0	0	0
2016	RAMS	6/3	25	22	3	0.0	0.0	0	0	0	0	2	0	0	0	
TOTAL		9/3	27	23	3	0.0	0.0	0	0	0	0	0	0	0	0	

Additional Career Statistics: Special Teams Tackles: RAMS: 2016 (1)

TROY HILL GAME-BY-GAME STATISTICS

2016 LOS ANGELES RAMS																
Game	W/L	P/S	T	S	A	Sk	Yds	Int	Yds	Lg	TD	PD	FF	FR	Yds	
@SF 9/12	L	1/0	0	0	0	0	0.0	0	0	0	0	0	0	0	0	
SEA 9/18	W	1/0	3	3	0	0	0.0	0	0	0	0	1	0	0	0	
@TB 9/25	W	1/1	11	10	1	0	0.0	0	0	0	0	1	0	0	0	
@ARI 10/2	W	1/1	4	3	1	0	0.0	0	0	0	0	0	0	0	0	
BUF 10/9	L	1/0	0	0	0	0	0.0	0	0	0	0	0	0	0	0	
@DET 10/16	L	1/0	7	6	1	0	0.0	0	0	0	0	0	0	0	0	
NYG 10/23	0/0	0/0	0	0	0	0	0.0	0	0	0	0	0	0	0	0	
CAR 11/6	0/0	0/0	0	0	0	0	0.0	0	0	0	0	0	0	0	0	
@NYJ 11/13	0/0	0/0	0	0	0	0	0.0	0	0	0	0	0	0	0	0	
MIA 11/20	0/0	0/0	0	0	0	0	0.0	0	0	0	0	0	0	0	0	
@NO 11/27	0/0	0/0	0	0	0	0	0.0	0	0	0	0	0	0	0	0	
@NE 12/4	0/0	0/0	0	0	0	0	0.0	0	0	0	0	0	0	0	0	
ATL 12/11	0/0	0/0	0	0	0	0	0.0	0	0	0	0	0	0	0	0	
@SEA 12/15	0/0	0/0	0	0	0	0	0.0	0	0	0	0	0	0	0	0	
SF 12/24	0/0	0/0	0	0	0	0	0.0	0	0	0	0	0	0	0	0	
ARI 1/1/17	0/0	0/0	0	0	0	0	0.0	0	0	0	0	0	0	0	0	
TOTALS	3-3	6/2	25	22	3	0	0.0	0	0	0	0	2	0	0	0	



22 | TRUMAINE JOHNSON

Position:	Cornerback
Ht./Wt.:	6-2/208
Birth Date:	1/1/90
College:	Montana
Hometown:	Stockton, Calif.
Experience:	5th year (5th Rams)
Acquired:	D3-2012

Career GP/GS (Playoffs): 60/38 (0/0)



TRANSACTIONS: Selected in the third round of the 2012 draft (65th overall) on (4/27/12).

PRO: Fifth-year pro has played in 60 games with 38 starts...tallied 238 career tackles (208 solo), 16 interceptions, two touchdowns and 38 passes defended...his 16 career interceptions place him tied at No. 23 on the Rams All-Time Interceptions list.

2016 SEASON: Week 1 at San Francisco (9/13): Recorded three total tackles (two solo), and recovered a fumble...**Week 2 vs. Seattle (9/18):** Tallied six tackles (five solo) and had one fumble recovery. **Week 3 at Tampa Bay (9/25):** Racked up eight tackles (seven solo), while defending two passes...**Week 4 at Arizona (10/2):** Recorded five solo tackles...defended a career-high six passes...recorded his first interception of the season, and the second against the Cardinals (9/8/13)...**Week 5 vs. Buffalo (10/9):** Recorded two solo tackles and one pass defended...**Week 6 at Detroit (10/16):** Declared inactive.

2015 SEASON: Played in 14 games and started 13...tallied 69 tackles (62 solo)...notched a team-leading and personal best seven interceptions, finished tied for third-most in the NFL...**at San Francisco (1/3/16):** Led the team in tackles with 10 (nine solo), a new single-game high...also had one pass defended...**at Seattle (12/27):** Nabbed an interception off QB Russell Wilson...marked his fourth consecutive game with an interception...also had five solo tackles and two passes defended...**vs. Tampa Bay (12/17):** Intercepted QB Jameis Winston and returned it nine yards...pushed his season total to six interceptions, tied for fourth-most in the NFL...also notched nine tackles (eight solo)...**vs. Detroit (12/13):** Intercepted QB Matt Stafford and returned it 58 yards for a touchdown...also made five tackles (four solo) and two passes defended...**at Baltimore (11/22):** Picked off Ravens QB Joe Flacco and returned it 25 yards...established a new season-high for interceptions with four...also had one solo tackle...**at Minnesota (11/8):** Registered his third interception of the season...also tallied three solo tackles and one pass defended...**vs. Cleveland (10/25):** Tallied eight tackles (seven solo)...**at Green Bay (10/11):** Picked off Packers QB Aaron Rodgers and returned it 29 yards...registered four solo tackles...**at Arizona (10/4):** Notched nine tackles, also had two passes defended and one fumble recovery...**vs. Seattle (9/13):** Nabbed his first interception of the season off QB Russell Wilson and returned it 15 yards...made four tackles (three solo).

2014 SEASON: Finished season with a team-high three interceptions tallied 45 tackles after missing the first eight weeks of the season due to knee injury... **vs. Denver (11/16):** Started at left corner...tallied two solo tackles...recorded his first interception of the season when he picked off QB Peyton Manning...**vs. Oakland (11/30):** Started at left corner...snagged two interceptions from QB Derek Carr...one of which was returned for a 43-yard touchdown, marked his first career pick-six...garnered five solo tackles...**at San Diego (11/23):** Started at left corner...notched six tackles (five solo)...**at Washington (12/7):** Started at left corner...garnered nine solo tackles...had one pass defended.

2013 SEASON: Played in 16 games, earning 12 starts...totaled three interceptions, seven passes defended and 66 tackles (58 solo)...**vs. Arizona (9/8):** Saw action on defense and special teams...nabbed his first interception of the season and returned it 29 yards to the Arizona 4-yard line...the play helped set-up a 25-yard field goal...marks his longest interception return...he now has three career interceptions...added four solo tackles and one pass defended...**vs. Jacksonville (10/6):** Started at corner...recorded five tackles (three solo)...added a pass defended...**at Houston (10/13):** Started at corner...notched eight tackles (six solo) and one pass defended...**at Carolina (10/20):** Started at corner...tallied a career-high nine tackles (eight solo)...**at Indianapolis (11/10):** Started at corner...hauled in his second interception of the season, fourth career...also had five tackles (four solo) and one pass defended...**at Arizona (12/8):** Started at corner...tied a season high with nine solo tackles, including one for loss...also had one pass defended...**vs. New Orleans (12/15):** Started at corner...intercepted Saints QB Drew Brees in the end zone and returned it seven yards...marks his third interception this season, a new season high...also registered five solo tackles...**at Seattle (12/29):** Started at corner...notched seven tackles (six solo).

2012 SEASON: Finished season with two interceptions, eight passes defended and 35 total tackles while serving as the team's third corner for most of the season...**at Detroit (9/9):** Saw action on defense...**vs. Washington (9/16):** Saw action on defense...**at Chicago (9/23):** Saw action on defense...**vs. Seattle (9/30):** Intercepted a pass from Seattle QB Russell Wilson and returned it three yards...marked the first interception of his career...added a pass defended...**vs. Arizona (10/4):** Saw action on defense...tallied a season-high four solo tackles...added one special teams tackle...**at Miami (10/14):** Saw action on defense and special teams...made one special teams tackle...**vs. Green Bay (10/21):** Saw action on defense and special teams...registered one pass defended...**vs. New England (10/28):** Saw action on defense and special teams...tallied one pass defended...**at San Francisco (11/11):** Made his first NFL start at right cornerback...logged a season-best five tackles (four solo)...**vs. New York Jets (11/18):** Saw action on defense and special teams...recorded three solo tackles...**at Arizona (11/25):** Saw action on defense and special teams...made three solo tackles...**vs. San Francisco (12/2):** Saw action on defense and special teams...registered one solo

tackle...**at Buffalo (12/9)**: Saw action on defense and special teams...made four solo tackles, including one for loss...also made one special teams tackle...**vs. Minnesota (12/16)**: Saw action on defense...registered one pass defense and three tackles (two solo)...**at Tampa Bay (12/23)**: Started at corner...registered his second career interception...made four tackles (three solo)...added three passes defended...**at Seattle (12/30)**: Started at corner...recorded a career-high eight tackles (six solo) and one pass defended.

COLLEGE: Started 42-of-47 games at Montana...recorded 173 tackles (105 solos) with 1.5 sacks, 13.0 stops for losses of 30 yards, a quarterback pressure and a safety as a result of his 2011 sack...deflected 35 passes and had fifteen interceptions for 188 yards in returns (12.53 avg) and a pair of touchdowns...gained 178 yards on eight kickoff returns (22.2 avg)...for his entire career, opponents have targeted 305 passes into the cornerback's area, as only 102 of those tosses were completed (33.44%), generating 658 yards, an average of 6.45 yards per pass completion and 2.16 yards per attempt...tied for fourth among active NCAA Football Championship Subdivision players with 15 interceptions (joined Jeremy Caldwell of Eastern Kentucky and Al-Rilwan Adeyemi of San Diego University), which also tied for fourth on the school career-record chart, matching the figure first attained by Tim Hauck (1987-89)...since the turn of the century year 2000, his 15 pass thefts are the second-highest total by a Big Sky Conference performer in a career, topped by K.J. Gerard of Northern Arizona (19; 2004-08)...his 35 pass deflections established a new school career record, surpassing the previous mark of 26 by Jimmy Wilson (2004-06, 2010)...notched 40 passes defended (break-ups and interceptions), the most in the FCS ranks, also setting a Grizzly all-time mark...sociology major.

PERSONAL: Attended Thomas Edison (Stockton, Calif.) High School...three-time gridiron letterman performed as a defensive back (mostly at strong safety), wide receiver and quarterback...handled kickoff return chores...son of Lynn Stallworth and Curtis Johnson...nicknamed "Tru"...resides in Stockton, Calif...participated in numerous community events, including Salvation Army Bell Ringing and the United Way Kickoff for Charity Luncheon.

TRUMAINE JOHNSON NFL STATISTICS

REGULAR SEASON																
Year	Team	G/S	Tackles		Asst	Sk	Yds	Interception			TD	PD	Fumbles		Yds	
			Total	Solo				Int	Yds	Lg			FF	FR		
2012	RAMS	16/3	35	30	5	0	0	2	4	4	0	8	0	0	0	
2013	RAMS	16/12	66	58	8	0	0	3	36	29	0	7	0	0	0	
2014	RAMS	9/5	43	36	7	0	0	3	43	0	1	3	0	0	0	
2015	RAMS	14/13	69	62	7	0	0	7	136	58t	1	11	0	1	0	
2016	RAMS	5/5	25	22	3	0	0	1	0	0	0	9	0	2	0	
TOTAL		60/38	238	208	30	0	0	16	210	58t	1	38	0	3	0	

ADDITIONAL CAREER STATISTICS: Special Teams Tackles: 2012 (3).

SINGLE GAME HIGHS
 Total Tackles – 10, last at San Francisco (1/3/16)
 Solo Tackles – 9, at Arizona (12/8/13)
 Interceptions – 2, vs. Oakland (11/30/14)
 Passes Defended – 6, at Arizona (10/2/16)

TRUMAINE JOHNSON GAME-BY-GAME STATISTICS

2016 LOS ANGELES RAMS															
Game	W/L	P/S	T	S	A	Sk	Yds	Int	Yds	Lg	TD	PD	FF	FR	Yds
@SF 9/12	L	1/1	4	3	1	0	0.0	0	0	0	0	0	0	1	0
SEA 9/18	W	1/1	6	5	1	0	0.0	0	0	0	0	0	0	1	0
@TB 9/2	W	1/1	8	7	1	0	0.0	0	0	0	0	2	0	0	0
@ARI 10/2	W	1/1	5	5	0	0	0.0	1	0	0	6	0	0	0	0
BUF 10/9	L	1/1	2	2	0	0	0.0	0	0	0	1	0	0	0	0
@DET 10/16	L						Inactive								
NYG 10/23		0/0	0	0	0	0	0.0	0	0	0	0	0	0	0	0
CAR 11/6		0/0	0	0	0	0	0.0	0	0	0	0	0	0	0	0
@NYJ 11/13		0/0	0	0	0	0	0.0	0	0	0	0	0	0	0	0
MIA 11/20		0/0	0	0	0	0	0.0	0	0	0	0	0	0	0	0
@NO 11/27		0/0	0	0	0	0	0.0	0	0	0	0	0	0	0	0
@NE 12/4		0/0	0	0	0	0	0.0	0	0	0	0	0	0	0	0
ATL 12/11		0/0	0	0	0	0	0.0	0	0	0	0	0	0	0	0
@SEA 12/15		0/0	0	0	0	0	0.0	0	0	0	0	0	0	0	0
SF 12/24		0/0	0	0	0	0	0.0	0	0	0	0	0	0	0	0
ARI 1/1/17		0/0	0	0	0	0	0.0	0	0	0	0	0	0	0	0
TOTALS	3-3	5/5	25	22	3	0	0.0	1	0	0	9	0	2	0	0

2015 ST. LOUIS RAMS															
Game	W/L	P/S	T	S	A	Sk	Yds	Int	Yds	Lg	TD	PD	FF	FR	Yds
SEA 9/13	W	1/1	4	3	1	0.0	0.0	1	15	15	0	0	0	0	0
@WSH 9/20	L	1/0	1	1	0	0.0	0.0	0	0	0	0	1	0	0	0
PIT 9/27	L	1/1	4	4	0	0.0	0.0	0	0	0	0	1	0	0	0v
@ARI 10/4	W	1/1	9	8	1	0.0	0.0	0	0	0	2	0	1	0	0
@GB 10/11	L	1/1	4	4	0	0.0	0.0	1	29	0	0	0	0	0	0
CLE 10/25	W	1/1	8	7	1	0.0	0.0	0	0	0	0	0	0	0	0
SF 11/1	W	1/1	5	4	1	0.0	0.0	0	0	0	1	0	0	0	0
@MIN 11/8	L	1/1	3	3	0	0.0	0.0	1	0	0	1	0	0	0	0
CHI 11/15	L	1/1	1	1	0	0.0	0.0	0	0	0	1	0	0	0	0
@BAL 11/22	L	1/1	1	1	0	0.0	0.0	1	25	25	0	0	0	0	0
@CIN 11/29	L						Inactive								
ARI 12/6	L						Inactive								
DET 12/13	W	1/1	5	4	1	0.0	0.0	1	58	58t	1	2	0	0	0
TB 12/17	W	1/1	9	8	1	0.0	0.0	1	9	9	0	0	0	0	0
@SEA 12/27	W	1/1	5	5	0	0.0	0.0	1	0	0	2	0	0	0	0
@SF 1/3	L	1/1	10	9	1	0.0	0.0	0	0	0	0	0	0	0	0
TOTAL	7-9	14/13	69	62	7	0.0	0.0	7	136	58t	1	11	0	1	0

TRUMAINE JOHNSON GAME-BY-GAME STATISTICS CONTINUED

2014 ST. LOUIS RAMS

Game	W/L	P/S	T	S	A	Sk	Yds	Int	Yds	Lg	TD	PD	FF	FR	Yds
MIN 9/7	L							Inactive							
@TB 9/14	W							Inactive							
DAL 9/21	L							Inactive							
PHI 10/5	L							Inactive							
SF 10/13	L							Inactive							
SEA 10/19	W							Inactive							
@KC 10/26	L							Inactive							
@SF 11/2	W	1/0	3	3	0	0.0	0.0	0	0	0	0	0	0	0	0
@ARI 11/9	L	1/1	5	3	2	0.0	0.0	0	0	0	0	0	0	0	0
DEN 11/16	W	1/1	2	2	0	0.0	0.0	1	0	0	1	0	0	0	0
@SD 11/23	L	1/1	6	5	1	0.0	0.0	0	0	0	0	0	0	0	0
OAK 11/30	W	1/1	5	5	0	0.0	0.0	2	43	0	0	0	0	0	0
@WAS 12/7	W	1/1	8	8	3	0.0	0.0	0	0	0	1	0	0	0	0
ARI 12/11	L	1/1	4	1	0	0.0	0.0	0	0	0	1	0	0	0	0
NYG 12/21	L	1/0	5	4	0	0.0	0.0	0	0	0	0	0	0	0	0
@SEA 12/28	L	1/1	4	4	0	0.0	0.0	0	0	0	0	0	0	0	0
TOTAL	6-9	8/4	43	36	7	0.0	0.0	3	43	0	0	3	0	0	0

2012 ST. LOUIS RAMS

Game	W/L	P/S	T	S	A	Sk	Yds	Int	Yds	Lg	TD	PD	FF	FR	Yds
@DET 9/9	L	1/0	0	0	0	0	0	0	0	0	0	0	0	0	0
WAS 9/16	W	1/0	0	0	0	0.0	0	0	0	0	0	0	0	0	0
@CHI 9/23	L	1/0	0	0	0	0.0	0	0	0	0	0	0	0	0	0
SEA 9/30	W	1/0	0	0	0	0.0	0	1	4	0	1	0	0	0	0
ARI 10/4	W	1/0	4	4	0	0.0	0	0	0	0	0	0	0	0	0
@MIA 10/14	L	1/0	0	0	0	0.0	0	0	0	0	0	0	0	0	0
GB 10/21	L	1/0	0	0	0	0.0	0	0	0	0	1	0	0	0	0
NE 10/28	L	1/0	0	0	0	0.0	0	0	0	0	1	0	0	0	0
@SF 11/11	T	1/1	5	4	1	0.0	0	0	0	0	0	0	0	0	0
NYJ 11/18	L	1/0	3	3	0	0.0	0	0	0	0	0	0	0	0	0
@ARI 11/25	W	1/0	3	3	0	0.0	0	0	0	0	0	0	0	0	0
SF 12/2	W	1/0	1	1	0	0.0	0	0	0	0	0	0	0	0	0
@BUF 12/9	W	1/0	4	4	0	0.0	0	0	0	0	0	0	0	0	0
MIN 12/16	L	1/0	3	2	1	0.0	0	0	0	0	1	0	0	0	0
@TB 12/23	W	1/1	4	3	1	0.0	0	1	0	0	3	0	0	0	0
@SEA 12/30	L	1/1	8	6	2	0.0	0	0	0	0	1	0	0	0	0
TOTAL	7-8-1	16/3	35	30	5	0	0	2	4	0	0	8	0	0	0

2013 ST. LOUIS RAMS

Game	W/L	P/S	T	S	A	Sk	Yds	Int	Yds	Lg	TD	PD	FF	FR	Yds
ARI 9/8	W	1/0	4	4	0	0.0	0	1	29	29	0	1	0	0	0
@ATL 9/15	L	1/0	0	0	0	0.0	0	0	0	0	0	0	0	0	0
@DAL 9/22	L	1/1	1	1	0	0.0	0	0	0	0	0	0	0	0	0
SF 9/26	L	1/0	0	0	0	0.0	0	0	0	0	0	0	0	0	0
JAC 10/6	W	1/1	5	3	2	0.0	0	0	0	0	1	0	0	0	0
@HOU 10/13	W	1/1	8	6	2	0.0	0	0	0	0	1	0	0	0	0
@CAR 10/20	L	1/1	9	8	1	0.0	0	0	0	0	0	0	0	0	0
SEA 10/28	L	1/1	2	2	0	0.0	0	0	0	0	0	0	0	0	0
TEN 11/3	L	1/0	2	2	0	0.0	0	0	0	0	0	0	0	0	0
@IND 11/10	W	1/1	5	4	1	0.0	0	1	0	0	1	0	0	0	0
CHI 11/24	W	1/1	4	4	0	0.0	0	0	0	0	0	0	0	0	0
@SF 12/1	L	1/1	3	3	0	0.0	0	0	0	0	1	0	0	0	0
@ARI 12/8	L	1/1	9	9	0	0.0	0	0	0	0	0	1	0	0	0
NO 12/15	W	1/1	5	5	0	0.0	0	1	7	7	0	0	0	0	0
TB 12/22	W	1/1	2	1	1	0.0	0	0	0	0	1	0	0	0	0
@SEA 12/29	L	1/1	7	6	1	0.0	0	0	0	0	0	0	0	0	0
TOTAL	7-9	16/12	66	58	8	0	0	3	36	29	0	7	0	0	0



20 | LAMARCUS JOYNER

Position:	Defensive Back
Ht./Wt.:	5-8/184
Birth Date:	11/27/90
College:	Florida State
Hometown:	Fort Lauderdale, Fla.
Experience:	3rd year (3rd Rams)
Acquired:	D2-2014

Career GP/GS (Playoffs): 32/10 (0/0)



TRANSACTIONS: Selected by the Rams in the second round (41st overall) of the 2014 NFL Draft (5/9/14).

PRO: Has seen action in 32 games with 10 starts...three-year pro has 169 tackles (139 solo) with 14 passes defended and 3.0 sacks.

2016 SEASON: Week 1 at San Francisco (9/13): Totaled seven tackles (six solo), including one for-loss...**Week 2 vs. Seattle (9/18):** Recorded six tackles (five solo) and two passes defended. **Week 3 at Tampa Bay (9/25):** Tallied nine tackles (seven solo), and defended one pass...**Week 4 at Arizona (10/2):** Recorded six solo tackles and defended one pass...**Week 5 vs. Buffalo (10/9):** Recorded three solo tackles...**Week 6 at Detroit (10/16):** Started at cornerback...tied his career-high for solo tackles with 10...tallied one pass defended.

2015 SEASON: Played in 16 games, started five...amassed 81 tackles (70 solo), 2.0 sacks, six passes defended and one fumble recovery...**at San Francisco (1/3/16):** Started at safety...matched a season-high eight tackles (seven solo)...**vs. Arizona (12/6):** Started on defense...registered eight solo tackles and two passes defended...**at Baltimore (11/22):** Saw action on defense and special teams...made five solo tackles...**vs. Chicago (11/15):** Saw action on defense...garnered five tackles (four solo)...**vs. San Francisco (11/1):** Saw action on defense...notched five tackles (four solo)...**vs. Cleveland (10/25):** Saw action on defense...recorded seven tackles (six solo) and two passes defended...**at Green Bay (10/11):** Started at defensive back...registered a season-high eight solo tackles and recovered one fumble...**at Arizona (10/4):** Saw action on defense...sacked QB Carson Palmer...also recorded six tackles (five solo)...**vs. Pittsburgh (9/27):** Started on defense...made six solo tackles...**vs. Seattle (9/13):** Saw action on defense...sacked QB Russell Wilson for a 10-yard loss...marked his second career sack...also recorded six tackles (five solo).

2014 SEASON: Saw action in 10 games...tallied 48 tackles (33 solo) had three passes defended and a 1.0 sack for six yards...**vs. Minnesota (9/7):** Made his NFL debut...tallied two solo tackles...added one special teams tackle...**at Philadelphia (10/5):** Recorded eight tackles (five solo)...registered two passes defended...**vs. Seattle (10/19):** Saw action at cornerback...registered nine tackles (six solo)...added three assists...**at Kansas City (10/26):** Saw action at cornerback...recorded a single-game high 11 tackles (10 solo)...**at San Francisco (11/2):** Saw action at cornerback...garnered seven tackles (three solo)...had one quarterback pressure and one pass defended...**at Seattle (12/28):** Started at cornerback...notched four tackles (three solo)...registered a 1.0 sack for six yards, first of his first career.

COLLEGE: Started 40-of-55 games at Florida State – 13 at free safety, 14 at strong safety and 13 at cornerback...recorded 197 tackles (128 solos) with 6.5 sacks for minus 57 yards and 10.5 stops for losses of 71 yards...credited with three quarterback pressures and three forced fumbles...deflected 15 passes and intercepted eight others for 80 yards in returns...ranks second in school history with an average of 24.23 yards on 52 kickoff returns for 1,260 yards, topped by only Greg Reid (24.65-yard average; 63 for 1,553; 2009-11)...his average of 30.54 yards per kickoff return in 2011 broke the previous FSU season record of 30.09 yards by Michael Ray Garvin (22 for 622; 2008)...the unanimous All-American was a finalist for the Bronko Nagurski Award and Jim Thorpe Award in 2013...finished second in the voting for the Ultimate Herbie Award, given by ESPN's Kirk Herbstreit for college football's top performances...the first Seminole defensive back to be named a consensus first-team All-American since 2000 and is just the seventh defensive back in FSU history to garner consensus first team All-American honors joining players like Deion Sanders, LeRoy Butler and Terrell Buckley...the All-Atlantic Coast Conference first-team selection started 13 games at cornerback in 2013...ranked second on the team with a career-high 69 tackles, as he led the league's defensive backs with 5.5 sacks for minus 54 yards and seven stops for losses totaling 57 yards...finished fourth in the league with three forced fumbles and was credited with three quarterback pressures...had four pass deflections, along with a pair of interceptions for 20 yards in returns...added 110 yards on five kickoff returns (22.0 avg)...was the unquestioned leader on the nation's top-ranked pass defense...started all 14 games at strong safety in 2012, helping Florida State's defense lead the nation in yards allowed per play (3.86), rank second nationally in total defense (254.14 ypg)...garnered All-ACC second-team honors in 2011, after he took over free safety duties, starting all 13 games...named the most improved player on defense and a winner of the Bob Crenshaw Award at the team's annual banquet...recognized for his work in the classroom with one of eight sophomore academic awards and at the annual team banquet...a true freshman boundary cornerback in 2010, played in all 14 games and finished with 23 tackles (18 solos), two pass break-ups and one interception.

PERSONAL: Attended Southwest Miami (Fla.) High School, where he played three seasons on the varsity at linebacker and defensive back as well as wide receiver and kick returner...as a sophomore, he had more than 100 tackles and accounted for more than 1,000 yards on offense...In his junior year, he recorded 112 tackles, four sacks and an interception...that season, Joyner also scored five touchdowns on special teams - four via kickoffs and one on a punt return...Offensively, he had 17 receptions for 482 yards and seven touch-downs...decided to transfer to St. Thomas Aquinas High School in Fort Lauderdale, Fla., a private school and football powerhouse coached by George Smith...for his senior season, contributed as a shut-down cornerback,

recording only 14 tackles (12 solos) as opponents stayed away from his side of the field...also starred on special teams, as he averaged 39.6 yards per return and managed to return three kickoffs for scores...on offense, he recorded 1,090 all-purpose yards on just 79 touches, scoring four rushing and four receiving touchdowns...Earned the National Defensive Player of the Year award by USA Today, becoming the fourth USA Today National Defensive Player of the Year to sign with Florida State, joining Derrick Brooks, David Warren and Antonio Cromartie...regarded as a five-star recruit by Rivals.com, and ranked as the best cornerback prospect in his class...a Business major...born in Miami, Florida...participated in numerous community events, including Coach Fisher & Friends Celebrity Softball game, 6th Annual Playground Build at Marygrove, St. Louis Rams Training Academy Youth Camp, United Way Kickoff for Charity Luncheon and the All-Community Team Ticket program.

LAMARCUS JOYNER NFL STATISTICS

REGULAR SEASON

Year	Team	G/S	Tackles				Yds	Interceptions				Fumbles				
			Total	Solo	Asst	Sk		Int	Yds	Lg	TD	PD	FF	FR	Yds	
2014	RAMS	10/1	48	33	15	1.0	6.0	0	0	0	0	0	3	0	0	0
2015	RAMS	16/6	81	70	11	2.0	11.0	0	0	0	0	6	0	1	0	
2016	RAMS	6/3	40	36	4	0.0	0.0	0	0	0	0	5	0	0	0	
Total		32/10	169	139	30	3.0	17.0	0	0	0	0	14	0	1	0	

ADDITIONAL CAREER STATISTICS: Special teams tackles: RAMS 2014 (3).

SINGLE GAME HIGHS

Total Tackles – 11, at Kansas City (10/26/14)

Solo Tackles – 10, twice, at Kansas City (10/26/14), at Detroit (10/16/16)

LAMARCUS JOYNER GAME-BY-GAME STATISTICS

2016 LOS ANGELES RAMS

Game	W/L	P/S	T	S	A	Sk	Yds	Int	Yds	Lg	TD	PD	FF	FR	Yds
@SF 9/12	L	1/1	6	5	1	0	0.0	0	0	0	0	0	0	0	0
SEA 9/18	W	1/0	6	5	1	0	0.0	0	0	0	0	2	0	0	0
@TB 9/25	W	1/0	9	7	2	0	0.0	0	0	0	0	1	0	0	0
@ARI 10/2	W	1/1	6	6	0	0	0.0	0	0	0	0	1	0	0	0
BUF 10/9	L	1/0	3	3	0	0	0.0	0	0	0	0	0	0	0	0
@DET 10/16	L	1/1	10	10	0	0	0.0	0	0	0	0	1	0	0	0
NYG 10/23	0/0	0	0	0	0	0	0.0	0	0	0	0	0	0	0	0
CAR 11/6	0/0	0	0	0	0	0	0.0	0	0	0	0	0	0	0	0
@NYJ 11/13	0/0	0	0	0	0	0	0.0	0	0	0	0	0	0	0	0
MIA 11/20	0/0	0	0	0	0	0	0.0	0	0	0	0	0	0	0	0
@NO 11/27	0/0	0	0	0	0	0	0.0	0	0	0	0	0	0	0	0
@NE 12/4	0/0	0	0	0	0	0	0.0	0	0	0	0	0	0	0	0
ATL 12/11	0/0	0	0	0	0	0	0.0	0	0	0	0	0	0	0	0
@SEA 12/15	0/0	0	0	0	0	0	0.0	0	0	0	0	0	0	0	0
SF 12/24	0/0	0	0	0	0	0	0.0	0	0	0	0	0	0	0	0
ARI 1/1/17	0/0	0	0	0	0	0	0.0	0	0	0	0	0	0	0	0
TOTALS	3-3	6/3	40	36	4	0	0.0	0	0	0	0	5	0	0	0

2015 ST. LOUIS RAMS

Game	W/L	P/S	T	S	A	Sk	Yds	Int	Yds	Lg	TD	PD	FF	FR	Yds
SEA 9/13	W	1/0	6	5	1	1.0	10.0	0	0	0	0	0	0	0	0
@WSH 9/20	L	1/0	4	4	0	0.0	0.0	0	0	0	0	0	0	0	0
PIT 9/27	L	1/1	6	6	0	0.0	0.0	0	0	0	0	0	0	0	0v
@ARI 10/4	W	1/0	6	5	1	1.0	1.0	0	0	0	0	0	0	0	0
@GB 10/11	L	1/1	8	8	0	0.0	0.0	0	0	0	0	0	0	0	1
CLE 10/25	W	1/1	7	6	1	0.0	0.0	0	0	0	0	2	0	0	0
SF 11/1	W	1/0	5	4	1	0.0	0.0	0	0	0	0	0	0	0	0
@MIN 11/8	L	1/0	3	1	2	0.0	0.0	0	0	0	0	0	0	0	0
CHI 11/15	L	1/0	5	4	1	0.0	0.0	0	0	0	0	0	0	0	0
@BAL 11/22	L	1/0	5	5	0	0.0	0.0	0	0	0	0	0	0	0	0
@CIN 11/29	L	1/0	0	0	0	0.0	0.0	0	0	0	0	0	0	0	0
ARI 12/6	L	1/1	8	8	0	0.0	0.0	0	0	0	0	2	0	0	0
DET 12/13	W	1/0	3	2	1	0.0	0.0	0	0	0	0	1	0	0	0
TB 12/17	W	1/1	4	3	1	0.0	0.0	0	0	0	0	0	0	0	0
@SEA 12/27	W	1/1	3	2	1	0.0	0.0	0	0	0	0	1	0	0	0
@SF 1/3	L	1/0	8	7	1	0.0	0.0	0	0	0	0	0	0	0	0
TOTAL	7-9	16/5	81	70	11	2.0	11.0	0	0	0	0	6	0	1	0

2014 ST. LOUIS RAMS

Game	W/L	P/S	T	S	A	Sk	Yds	Int	Yds	Lg	TD	PD	FF	FR	Yds
MIN 9/7	L	1/0	2	2	0	0.0	0.0	0	0	0	0	0	0	0	0
@TB 9/14	W								Inactive						
DAL 9/21	L	1/0	4	2	2	0.0	0.0	0	0	0	0	0	0	0	0
PHI 10/5	L	1/0	8	5	3	0.0	0.0	0	0	0	0	2	0	0	0
SF 10/13	L	1/0	2	1	1	0.0	0.0	0	0	0	0	0	0	0	0
SEA 10/19	W	1/0	9	6	3	0.0	0.0	0	0	0	0	0	0	0	0
@KC 10/26	L	1/0	11	10	1	0.0	0.0	0	0	0	0	0	0	0	0
@SF 11/2	W	1/0	7	3	4	0.0	0.0	0	0	0	0	1	0	0	0
@ARI 11/9	L	1/0	0	0	0	0.0	0.0	0	0	0	0	0	0	0	0
DEN 11/16	W								Inactive						
@SD 11/23	L								Inactive						
OAK 11/30	W								Inactive						
@WAS 12/7	W								Inactive						
ARI 12/11	L								Inactive						
NYG 12/21	L	1/0	1	1	0	0.0	0.0	0	0	0	0	0	0	0	0
@SEA 12/28	L	1/1	4	3	1	1.0	6.0	0	0	0	0	0	0	0	0
TOTAL	5-10	10/1	48	33	15	1.0	6.0	0	0	0	0	3	0	0	0



17 | CASE KEENUM

Position:	Quarterback
Ht./Wt.	6-1/205
Birth Date:	2/17/88
College:	Houston
Hometown:	Abilene, Texas
Experience:	5th year (3rd Rams)
Acquired:	T(HOU)'15

Career GP/GS (Playoffs): 22/21 (0/0)



TRANSACTIONS: Traded to the Rams (3/11/15) for a seventh round draft pick in 2015...acquired by Houston from the Rams practice squad (12/15/14)...added to the Rams practice squad (10/29/14), after being released (10/28/14)...acquired via waivers (9/1/14) by St. Louis, released by the Houston Texans (8/31/14)...re-signed by Texans (1/14/13).. signed to the Texans practice squad (9/1/12), after being released (8/31/12)...originally signed with Houston (5/14/12).

PRO: Has played in 22 games, started 21...threw for 828 yards on 76 completions, four touchdowns and one interception in six games during the 2015 season...completed 137 of 253 passes for a total of 1,760 yards and nine touchdown passes along with six interceptions during the 2013 season...threw 105 consecutive passes without an interception, the third-highest streak of consecutive passes without an interception in Texans franchise history...spent entire 2012 season on the Houston practice squad.

2016 SEASON: Week 1 at San Francisco (9/12): Started at quarterback...completed 17-of-35 passes for 130 yards...**Week 2 vs. Seattle (9/18):** Started at quarterback...completed 18-of-30 passes for 239 yards...**Week 3 at Tampa Bay (9/25):** Started at quarterback...completed 14-of-19 passes for 190 yards and two touchdowns...both touchdown passes were completions of over 40 yards...**Week 4 at Arizona (10/2):** Started at quarterback...completed 18-of-30 passes for 266 yards, including two touchdown passes to WR Brian Quick...registered a 111.2 passer rating, the third-highest rating of his career...**Week 5 vs. Buffalo (10/9):** Started at quarterback...completed 21-of-31 passes for 271 yards...had six passes of 20-plus yards...**Week 6 at Detroit (10/16):** Started at quarterback...completed 27-of-32 passes for 321 yards and three touchdowns for a quarterback rating of 126.7...also notched a career-high 27 completions...completed 20 consecutive passes to establish a new franchise record...previously, the record was held by former Rams QB Jim Everett (18), vs. New York Giants, 11/12/89...his completion percentage registered at 84.4, which tied former QB Kurt Warner (vs. Minnesota (12/10/00), 32-27) for fourth-highest completion percentage in franchise history...his 1-yard rush marked the first rushing touchdown of the season against the Lions.

2015 SEASON: Started at quarterback in five games...did not play the first nine weeks of the season...finished the season with 828 passing yards on 76 completions...**at San Francisco (1/3/16):** Started at quarterback...notched 22 completions for 231 yards...rushed for two yards...**at Seattle (12/27):** Started at quarterback...threw for 103 yards on 14 completions and one touchdown...rushed for four yards...**vs. Tampa Bay (12/17):** Started at quarterback...completed 14 passes for a season-high 234 yards and two touchdowns...**vs. Detroit (12/13):** Started at quarterback...completed 14 passes for 124 yards...**at Baltimore (11/22):** Started first game at quarterback...completed 12 passes for 136 yards and a touchdown.

2014 SEASON: Declared inactive for six contests with the Rams, and did not play in one (at Tampa Bay, 9/14)...acquired by the Houston Texans from the Rams practice squad (12/15)...**vs. Baltimore (12/21):** Started at quarterback...completed 20-of-42 passes for 185...**vs. Jacksonville (12/28):** Started at quarterback...completed 25-of-35 passes for 250 yards and two touchdowns.

2013 SEASON: Played in eight games with eight starts...completed 137 passes for 1,760 yards and nine touchdowns along with six interceptions...inactive first six games of the season...**at Kansas City (10/20):** Made his first career start...competed 15 passes for 271 yards and a touchdown and added 10 yards on three carries...his 271 yards were the most yards by a Texans QB in thier first career start...his 10.84 yards-per-attempt average was the third highest in a single game in team history...**vs. Indianapolis (11/3):** Completed 20 passes for 350 yards and three touchdowns...**at Arizona (11/10):** Set a Texans' franchise record for passing attempts in a game without out an interception with 43...completed 22 passes for 201 yards and three touchdowns...**vs. New England (12/1):** Recorded his first career rushing touchdown on a 5-yard run.

2012 SEASON: Spent the entire season on the Houston practice squad.

COLLEGE: Finished his college career as the NCAA all-time leader in total passing yards (19,217) and passing touchdowns (155)...completed 69.4 percent of his passes in his college career at the University of Houston...was a two-time recipient of the Sammy Baugh Trophy (2009 and 2011) which is awarded annually to the nation's top passers...is one of only two players in NCAA history to record multiple 5,000-yard passing seasons...threw for a career-high 599 yards vs. Southern Miss in 2009.

PERSONAL: Attended Wylie High School in Abilene, Texas...passed for 6,783 yards and 48 touchdowns his senior season earning second-team All-State honors...posted a career win/loss record of 31-11 in 42 starts...also lettered in basketball and track.

CASE KEENUM NFL STATISTICS

REGULAR SEASON

Year	Team	Passing										
		G/S	Att.	Cmp	Pct.	Yds	Yds/Att	TD	Int	Lg	Sk-Yds	Rtg.
2013	Houston	8/8	253	137	54.2	1,760	7.0	9	6	66	19-201	78.2
2014	Houston	2/2	77	45	58.4	435	5.6	2	2	35	3-15	72.2
2015	RAMS	6/5	125	76	60.8	828	6.6	4	1	60t	4-28	87.7
2016	RAMS	6/6	184	115	62.5	1,417	7.7	7	6	65t	13-94	85.4
Total		22/21	639	373	58.4	4,440	6.9	22	15	66	39-338	81.4

Year	Team	Rushing				
		Att.	Yds.	Avg.	Lg	TD
2013	Houston	14	72	5.1	22	1
2014	Houston	10	35	3.5	13	0
2015	RAMS	12	5	0.4	4	0
2016	RAMS	14	37	2.6	13	0
Total		50	149	3.0	22	1

ADDITIONAL CAREER STATISTICS: Fumbles/Lost 6/2 (2013), 1/1 (2014) 2/1 (2015). 1/1 (2016) **Total:** 10/5.

SINGLE GAME HIGHS

Attempts – 43, at Arizona (11/10/13)
 Completions – 27, vs. Jacksonville (12/28/14)
 Yards – 350, vs. Indianapolis (11/3/13)
 Rating – 158.0, vs. Tampa Bay (12/17/15)
 Long - 66, vs. New England (12/1/13)
 Touchdowns – 3, three times, last at Detroit (10/16/16)

Rush – 6, vs. Jacksonville (12/28/14)
 Yards – 26, vs. Indianapolis (11/3/13)
 Long – 22, vs. Indianapolis (11/3/13)
 Touchdowns – 1, twice, last at Detroit (10/16/16)

CASE KEENUM GAME-BY-GAME STATISTICS

2016 LOS ANGELES RAMS

Game	W/L	P/S	Att	Cmp	Pct	Yds	Yds/Att	TD	Int	Lg	Sk-Yds	Rtg
@SF 9/12	L	1/1	35	17	48.6	130	3.7	0	2	22	2-10	34.2
SEA 9/18	W	1/1	30	18	60.0	239	7.9	0	4	44	3-20	85.3
@TB 9/25	W	1/1	26	14	53.8	190	7.3	2	1	44t	1-7	87.0
@ARI 10/2	W	1/1	30	18	60.0	266	8.9	2	0	65t	2-19	111.2
BUF 10/9	L	1/1	31	21	67.7	271	8.7	0	2	31	4-28	68.1
@DET 10/16	L	1/1	32	27	84.3	321	10.0	3	1	47	1-10	126.7
NYG 10/23	0/0	0	0	0	0.0	0	0.0	0	0	0	0-0	0.0
CAR 11/6	0/0	0	0	0	0.0	0	0.0	0	0	0	0-0	0.0
@NYJ 11/13	0/0	0	0	0	0.0	0	0.0	0	0	0	0-0	0.0
MIA 11/20	0/0	0	0	0	0.0	0	0.0	0	0	0	0-0	0.0
@NO 11/27	0/0	0	0	0	0.0	0	0.0	0	0	0	0-0	0.0
@NE 12/4	0/0	0	0	0	0.0	0	0.0	0	0	0	0-0	0.0
ATL 12/11	0/0	0	0	0	0.0	0	0.0	0	0	0	0-0	0.0
@SEA 12/15	0/0	0	0	0	0.0	0	0.0	0	0	0	0-0	0.0
SF 12/24	0/0	0	0	0	0.0	0	0.0	0	0	0	0-0	0.0
ARI 1/1/17	0/0	0	0	0	0.0	0	0.0	0	0	0	0-0	0.0
TOTALS	3-3	6/6	184	115	62.5	1,417	7.7	7	6	65t	13-94	85.4

2015 ST. LOUIS RAMS

Game	W/L	P/S	Att	Cmp	Pct	Yds	Yds/Att	TD	Int	Lg	Sk-Yds	Rtg
SEA 9/13	W										Did not play	
@WSH 9/20	L										Did not play	
PIT 9/27	L										Did not play	
@ARI 10/4	W										Did not play	
@GB 10/11	L										Did not play	
CLE 10/25	W										Did not play	
SF 11/1	W										Did not play	
@MIN 11/8	L										Did not play	
CHI 11/15	L	1/0	0	0	0.0	0	0.0	0	0	0	0-0	0.0
@BAL 11/22	L	1/1	26	12	46.2	136	5.2	1	0	30T	1-5	75.2
@CIN 11/29	L										Inactive	
ARI 12/6	L										Did not play	
DET 12/13	W	1/1	22	14	63.6	124	5.6	0	1	25	1-10	59.7
TB 12/17	W	1/1	17	14	82.4	234	13.8	2	0	60	2-13	158.0
@SEA 12/27	W	1/1	23	14	60.9	103	4.5	1	0	28	0-0	86.0
@SF 1/3	L	1/1	37	22	59.5	231	6.2	0	0	54	0-0	77.6
TOTALS	7-9	6/5	125	76	60.8	828	6.6	4	1	60T	4-28	87.7

2014 ST. LOUIS RAMS

Game	W/L	P/S	Att	Cmp	Pct	Yds	Yds/Att	TD	Int	Lg	Sk-Yds	Rtg
MIN 9/7	L										Inactive	
@TB 9/14	W										Did not play	
DAL 9/21	L										Inactive	
PHL 10/5	L										Inactive	
SF 10/13	L										Inactive	
SEA 10/19	W										Inactive	
@KC 10/26	L										Inactive	
TOTALS	2-5	0/0	0	0	0.0	0	0.0	0	0	0	0-0	0.0

2014 HOUSTON TEXANS

Game	W/L	P/S	Att	Cmp	Pct	Yds	Yds/Att	TD	Int	Lg	Sk-Yds	Rtg
Bal 12/21	W	1/1	42	20	47.6	185	4.4	0	1	35	0-0	50.2
JAC 12/28	W	1/1	35	25	71.4	250	7.14	2	1	34	3-15	98.5
TOTALS	2-0	2/2	77	45	58.4	435	5.7	2	2	35	3-15	72.2

2013 HOUSTON TEXANS

Game	W/L	P/S	Att	Cmp	Pct	Yds	Yds/Att	TD	Int	Lg	Sk-Yds	Rtg
@SD 9/9	W										Inactive	
TEN 9/15	W										Inactive	
@BAL 9/22	L										Inactive	
SEA 9/29	L										Inactive	
@SF 10/6	L										Inactive	
STL 10/13	L										Inactive	
@KC 10/20	L	1/1	25	15	60.0	271	10.8	1	0	42	5-50	110.6
IND 11/3	L	1/1	34	20	58.8	350	10.3	3	0	62	1-10	123.4
@ARI 11/10	L	1/1	43	22	51.2	201	4.7	3	0	22	3-42	87.5
OAK 11/17	L	1/1	24	13	54.2	170	7.1	1	1	42	2-21	73.3
JAC 11/24	L	1/1	34	18	52.9	169	5.0	0	1	37	2-28	54.7
NE 12/1	L	1/1	30	15	60.0	272	9.1	0	1	66	1-8	67.6
@JAC 12/5	L	1/1	29	16	55.2	159	5.5	1	1	27	1-6	68.0
@IND 12/15	L	1/1	34	18	52.9	168	4.9	0	2	39	4-36	42.3
DEN 12/22	L										Inactive	
@TEN 12/29	L										Inactive	
TOTAL	2-14	18/8	253	137	54.2	1,760	7.0	9	6	66	19-201	78.2



88 | LANCE KENDRICKS

Position:	Tight End
Ht./Wt.	6-3/250
Birth Date:	1/30/88
College:	Wisconsin
Hometown:	Milwaukee, Wis.
Experience:	6th year (6th Rams)
Acquired:	D2-2011 (47th)

Career GP/GS (Playoffs): 83/69 (0/0)



TRANSACTIONS: Signed contract extension with the Rams (3/11/15)...drafted in the second round (47th overall) in the 2011 NFL Draft by the St. Louis Rams.

PRO: Six-year pro has played in 83 games with 69 starts...recorded 154 career catches for 1,633 yards and 15 touchdowns in first five seasons...tallied five touchdowns in 2014, a single season career-high...set new career highs in catches (42) and receiving yards (519) in 2012.

2016 SEASON: Week 1 at San Francisco (9/12): Started at tight end...caught two passes for 15 yards...**Week 2 vs. Seattle (9/18):** Started at tight end...recorded 61 receiving yards on four receptions...hauled in a team-long 44 yard reception from QB Case Keenum...**Week 3 at Tampa Bay (9/25):** Stated at tight end...blocked for an offense that compiled 137 rushing yards...**Week 4 at Arizona (10/2):** Started at tight end...tied for the team lead with five receptions for 52 yards...**Week 5 vs. Buffalo (10/9):** Started at tight end...caught two passes for 24 yards, including a 21-yard reception in the third quarter... **Week 6 at Detroit (10/16):** Started at tight end...hauled in five receptions for 34 yards and a 15-yard touchdown...moved into second in Rams history among tight ends with his 16th career touchdown reception.

2015 SEASON: Started at tight end in 12 games...finished the season with 25 receptions for 245 yards and two touchdowns... **at San Francisco (12/3/16):** Started at tight end...posted a season-high five receptions for 37 yards...**at Baltimore (11/22):** Started at tight end...caught two passes for 43 yards and a touchdown...**at Minnesota (11/08):** Started at tight end...tallied two catches for 25 yards...**vs. Seattle (9/13):** Started at tight end...caught two passes for 42 yards and a touchdown...the touchdown came on a 37-yard touchdown reception from QB Nick Foles with 0:53 seconds left in regulation play to tie the game and send it into overtime, which then resulted in a Rams, 34-31, victory.

2014 SEASON: Played in 16 games, started 14...hauled in a single-season high five touchdowns...caught 27 passes for 259 yards...**vs. Dallas (9/21):** Started at tight end...registered six receptions, a new personal single-game high, for 29 yards and his first touchdown of the season...**at Philadelphia (10/5):** Started at tight end...hauled in a 22-yard reception from QB Austin Davis...marked his longest reception since he tallied an 80 yard touchdown pass at Tampa Bay (12/23/12)...**vs. San Francisco (10/13):** Started at tight end...hauled in a 22-yard touchdown pass from Davis...marked his second score of the season, 10th career...**vs. Seattle (10/19):** Started at tight end...connected with Davis for a 4-yard touchdown reception, his third touchdown of the season...**at Kansas City (10/26):** Started at tight end...notched his fourth touchdown of the season...posted a touchdown in three consecutive games...**vs. New York Giants (12/21):** Started at tight end...connected with QB Shaun Hill in the endzone on a 23-yard pass...marked his fifth touchdown of the season.

2013 SEASON: Played in 15 games with 13 starts...hauled in 32 receptions for 258 yards and four touchdowns...Ed Block Courage Award recipient...**at Dallas (9/22):** Started at tight end...hauled in a career-high five receptions for 36 yards...**vs. San Francisco (9/26):** Started at tight end...caught his first touchdown pass of the season (fifth of his career) on a 6-yard pass from QB Sam Bradford...**vs. Jacksonville (10/6):** Started at tight end...caught his second touchdown pass of the season (sixth career) on a 16-yard pass from QB Sam Bradford...finished with four receptions for 37 yards...**at Houston (10/13):** Started at tight end...caught his third touchdown pass of the season (seventh career) on a 2-yard pass from QB Sam Bradford...**vs. New Orleans (12/15):** Started at tight end...caught a 4-yard touchdown pass for his fourth touchdown of the season and eighth of his career...tied a career high for touchdowns in a single season...**at Seattle (12/29):** Started at tight end...led the team with 54 yards receiving on five catches, including one for a season-long of 21 yards.

2012 SEASON: Tied for third among Rams with 42 receptions...set new career highs in catches (42) and receiving yards (519)...hauled in four touchdown passes...**vs. Arizona (10/4):** Caught a seven-yard touchdown pass, the first touchdown of his career...**at Miami (10/14):** Recorded season highs in catches (four) and receiving yards (40)...**vs. New England (10/28):** Tied for the team lead in receptions with four for 32 yards...**at San Francisco (11/11):** Caught three passes for a season-high 48 yards...**at Arizona (11/25):** Caught a 37-yard touchdown pass, the second-longest reception of his career...**vs. Minnesota (12/16):** Caught three passes for 35 yards and his third touchdown of the season...**at Tampa Bay (12/23):** Caught four passes for 119 yards and a touchdown...marked his first career 100-yard receiving game...recorded a career-long 80-yard reception for a touchdown...it was the longest reception in franchise history for a tight end.

2011 SEASON: Played in 15 games, registered 10 starts...caught 28 passes for 352 yards...**vs. Philadelphia (9/11):** Earned first career start in his NFL debut against the Eagles...caught one pass for 18 yards...**vs. Washington (10/2):** Started at tight end...tallied four catches for 33 yards...**at Green Bay (10/16):** Set a new career long with a 45-yard reception in the first quarter...totaled 71 yards, also a new career-high, on four receptions.

COLLEGE: Started 17 of 30 games at Wisconsin, catching 62 passes for 914 yards (14.7 yards per catch) and six touchdowns... added 98 yards on eight carries (12.3 yards per carry)...moved into 25th on the school's career-record list with 914 receiving yards, topping Paul Hubbard (909 yards, 2004-07)...registered 53 first down receptions...43 catches gained at least 10 yards, including 17 for 20 yards or longer...made 18 receptions inside the red zone,...became the first Badger to receive Mackey Award National Tight End Player of the Week honors in consecutive games (vs. Arizona State and Austin Peay in 2010)... became the first Wisconsin tight end to record consecutive 100-yard receiving performances (131 vs. Arizona State and 103 vs. Austin Peay in 2010) since Travis Beckum first accomplished that feat in 2007 vs. Michigan State (132) and Illinois (161)...gained at least 100 yards receiving in a game three times during his career...became just the third player in school history to total over 100 yards receiving in a bowl game, as he generated 128 yards vs. Miami in the 2009 Champs Sports Bowl...seven catches in the 2009 Champs Sports Bowl rank second to Pat Richter's eleven receptions in the 1963 Rose Bowl in the UW post-season record book...131 receiving yards vs. Arizona State in 2010 rank as the eighth-best game performance by a Wisconsin tight end (fourth-best in a regular season contest) and were the most by a player at his position since Beckum gained 160 yards vs. Illinois (10/06/2007).

PERSONAL: Attended Rufus King (Milwaukee, Wis.) High School...rated the second best overall prospect in the state by Rivals.com during his senior year...received a four-star prospect rating from that recruiting service, which also placed him 30th among the nation's receivers...rated as the nation's 12th best receiver by Scout.com, as the Prep Star All-American "Dream Team" selection was named to the ESPN Top 150 squad...added Super Prep All-American honors, as that service rated him the 12th-best overall prospect in the Midwest and the 14th-best receiver in the nation...placed 19th on the Detroit Free Press All-Midwest team, adding All-State honors as a senior and All-City accolades in each of his final two seasons...as junior and senior, chosen the Generals' Most Valuable Player and served as the squad's captain during his final campaign...also garnered All-Milwaukee City League recognition...recorded 102 receptions for 1,905 yards during his four-year football career...made 35 catches for 735 yards and 12 touchdowns while picking up 157 yards on 22 carries to lead his team to a 6-4 record and second place finish in the Milwaukee City League as a junior in 2004...had six interceptions as a defensive back during his junior campaign...generals matched that record again in 2005, as their team captain produced 42 receptions for 640 yards and 10 touchdowns in 2005... lettered four times in track, capturing the AUU championship in the triple jump in each of his four seasons...finished second in that event at the 2005 state championships after placing third the previous year...also competed for the school's basketball team one season and graduated with a 3.1 grade point average...economics major...son of Linda and Leon Kendricks...participated in numerous community events, including Coach Fisher's Celebrity Softball Game and the All-Community Team Ticket program - The Elite Eights.

LANCE KENDRICKS NFL STATISTICS

Year	Team	G/S	REGULAR SEASON					REGULAR SEASON				
			Receiving		Avg	Lg	TD	Rushing		Avg	Lg	TD
			No	Yds				Att	Yds			
2011	RAMS	15/10	28	352	12.6	45	0	1	-8	-8	-8	0
2012	RAMS	16/14	42	519	12.4	80t	4	0	0	0	0	0
2013	RAMS	15/13	32	258	8.1	21	4	0	0	0	0	0
2014	RAMS	16/14	27	259	9.6	23t	5	0	0	0.0	0	0
2015	RAMS	15/12	25	245	9.8	37t	2	0	0	0.0	0	0
2016	RAMS	6/6	18	186	10.3	44	1	0	0	0	0	0
Total		83/69	172	1,819	10.6	80t	16	1	-8	-8	-8	0

ADDITIONAL CAREER STATISTICS: Caught one pass for 19 yards from P Johnny Hekker at San Francisco (11/11/12)...caught a pass from Sam Bradford for a two-point conversion vs. San Francisco (12/2/12).

SINGLE GAME HIGHS:
 Receptions- 6, vs. Dallas (9/21/14)
 Reception Yards- 119, at Tampa Bay (12/23/12)
 Touchdowns- 1, many times, last at Detroit (10/16/16)
 Longest Reception- 80t, at Tampa Bay (12/23/12)

LANCE KENDRICKS GAME-BY-GAME STATISTICS

2016 LOS ANGELES RAMS												
Game	W/L	P/S	Receiving				Rushing					
			No	Yds	Avg	Lg	TD	Att	Yds	Avg	Lg	TD
@SF 9/12	L	1/1	2	15	7.5	0	0	0	0	0	0	0
SEA 9/18	W	1/1	4	61	15.3	44	0	0	0	0	0	0
@TB 9/25	W	1/1	0	0	0.0	0	0	0	0	0	0	0
@ARI 10/2	W	1/1	5	52	10.4	23	0	0	0	0	0	0
BUF 10/9	L	1/1	2	24	12.0	21	0	0	0	0	0	0
@DET 10/16	L	1/1	5	34	6.8	15t	0	0	0	0	0	0
NYG 10/23	0/0	0	0	0	0.0	0	0	0	0	0	0	0
CAR 11/6	0/0	0	0	0	0.0	0	0	0	0	0	0	0
@NYJ 11/13	0/0	0	0	0	0.0	0	0	0	0	0	0	0
MIA 11/20	0/0	0	0	0	0.0	0	0	0	0	0	0	0
@NO 11/27	0/0	0	0	0	0.0	0	0	0	0	0	0	0
@NE 12/4	0/0	0	0	0	0.0	0	0	0	0	0	0	0
ATL 12/11	0/0	0	0	0	0.0	0	0	0	0	0	0	0
@SEA 12/15	0/0	0	0	0	0.0	0	0	0	0	0	0	0
SF 12/24	0/0	0	0	0	0.0	0	0	0	0	0	0	0
ARI 11/17	0/0	0	0	0	0.0	0	0	0	0	0	0	0
TOTALS	3-3	6/6	18	168	10.3	44	1	0	0	0	0	0

2015 ST. LOUIS RAMS												
Game	W/L	P/S	Receiving				Rushing					
			No	Yds	Avg	Lg	TD	Att	Yds	Avg	Lg	TD
SEA 9/13	W	1/1	2	42	21.0	37t	1	0	0	0.0	0	0
@WSH 9/20	L	1/1	1	15	15.0	15	0	0	0	0.0	0	0
PIT 9/27	L	1/1	2	12	6.0	7	0	0	0	0.0	0	0
@ARI 10/4	W	1/0	0	0	0.0	0	0	0	0	0.0	0	0
@GB 10/11	L	1/1	2	16	8.0	12	0	0	0	0.0	0	0
CLE 10/25	W					Inactive						
SF 11/1	W	1/0	2	7	3.5	4	0	0	0	0.0	0	0
@MIN 11/8	L	1/1	2	25	12.5	20	0	0	0	0.0	0	0
CHI 11/15	L	1/1	1	4	4.0	4	0	0	0	0.0	0	0
@BAL 11/22	L	1/1	2	43	21.5	30t	1	0	0	0.0	0	0
@CIN 11/29	L	1/1	3	17	5.7	11	0	0	0	0.0	0	0
ARI 12/6	L	1/1	0	0	0.0	0	0	0	0	0.0	0	0
DET 12/13	W	1/0	0	0	0.0	0	0	0	0	0.0	0	0
TB 12/17	W	1/1	3	27	9.0	11	0	0	0	0.0	0	0
@SEA 12/27	W	1/1	0	0	0.0	0	0	0	0	0.0	0	0
@SF 1/3	L	1/1	5	37	7.4	12	0	0	0	0.0	0	0
TOTAL	7-9	15/12	25	245	9.8	37t	2	0	0	0.0	0	0

2014 ST. LOUIS RAMS												
Game	W/L	P/S	Receiving				Rushing					
			No	Yds	Avg	Lg	TD	Att	Yds	Avg	Lg	TD
MIN 9/7	L	1/1	2	12	6.0	9	0	0	0	0.0	0	0
@TB 9/14	W	1/1	3	25	8.3	13	0	0	0	0.0	0	0
DAL 9/21	L	1/1	6	29	4.8	10	1	0	0	0.0	0	0
PHI 10/5	L	1/1	1	22	22.0	22	0	0	0	0.0	0	0
SF 10/13	L	1/1	1	22	22.0	22t	1	0	0	0.0	0	0
SEA 10/19	W	1/1	2	17	8.5	13	1	0	0	0.0	0	0
@KC 10/26	L	1/1	1	1	1.0	1	1t	0	0	0.0	0	0
@SF 11/2	W	1/1	1	7	7.0	7	0	0	0	0.0	0	0
@ARI 11/9	L	1/0	2	30	15.0	18	0	0	0	0.0	0	0
DEN 11/16	W	1/1	2	5	2.5	8	0	0	0	0.0	0	0
@SD 11/23	L	1/1	1	16	16.0	16	0	0	0	0.0	0	0
OAK 11/30	W	1/1	0	0	0.0	0	0	0	0	0.0	0	0
@WAS 12/7	W	1/1	1	11	11.0	11	0	0	0	0.0	0	0
ARI 12/11	L	1/1	1	10	10.0	10	0	0	0	0.0	0	0
NYG12/21	L	1/1	2	35	17.5	23t	1	0	0	0.0	0	0
@SEA 12/28	L	1/0	1	17	17.0	0	0	0	0	0.0	0	0
TOTAL	6-10	16/14	27	259	9.6	23t	5	0	0	0.0	0	0

2013 ST. LOUIS RAMS												
Game	W/L	P/S	Receiving				Rushing					
			No	Yds	Avg	Lg	TD	Att	Yds	Avg	Lg	TD
ARI 9/8	W	1/1	3	25	8.3	10	0	0	0	0.0	0	0
@ATL 9/15	L	1/0	2	23	11.5	17	0	0	0	0.0	0	0
@DAL 9/22	L	1/1	5	36	7.2	18	0	0	0	0.0	0	0
SF 9/26	L	1/1	1	6	6.0	6t	1	0	0	0.0	0	0
JAC 10/6	W	1/1	4	37	9.3	16t	1	0	0	0.0	0	0
@HOU 10/13	W	1/1	1	2	2.0	2t	1	0	0	0.0	0	0
@CAR 10/20	L	1/1	2	7	3.5	4	0	0	0	0.0	0	0
SEA 10/28	L	1/1	2	23	11.5	18	0	0	0	0.0	0	0
TEN 11/3	L	1/0	3	13	4.3	13	0	0	0	0.0	0	0
@IND 11/10	W					Inactive						
CHI 11/24	W	1/1	0	0	0.0	0	0	0	0	0.0	0	0
@SF 12/1	L	1/1	0	0	0.0	0	0	0	0	0.0	0	0
@ARI 12/8	L	1/1	1	15	15.0	15	0	0	0	0.0	0	0
NO 12/15	W	1/1	2	13	6.5	9	1	0	0	0.0	0	0
TB 12/22	W	1/1	1	4	4.0	4	0	0	0	0.0	0	0
@SEA 12/29	L	1/1	5	54	10.8	21	0	0	0	0.0	0	0
TOTAL	7-9	15/13	32	258	8.1	21	4	0	0	0.0	0	0

2012 ST. LOUIS RAMS												
Game	W/L	P/S	Receiving				Rushing					
			No	Yds	Avg	Lg	TD	Att	Yds	Avg	Lg	TD
@DET 9/9	L	1/1	2	16	8.0	8	0	0	0	0.0	0	0
WAS 9/16	W	1/0	2	25	12.5	14	0	0	0	0.0	0	0
@CHI 9/23	L	1/0	3	18	6.0	8	0	0	0	0.0	0	0
SEA 9/30	W	1/1	2	22	11.0	26	0	0	0	0.0	0	0
ARI 10/4	W	1/1	1	7	7.0	7	1	0	0	0.0	0	0
@MIA 10/14	L	1/1	4	40	10.0	23	0	0	0	0.0	0	0
GB 10/21	L	1/1	2	5	2.5	5	0	0	0	0.0	0	0
NE 10/28	L	1/1	4	32	8.0	11	0	0	0	0.0	0	0
@SF 11/11	T	1/1	3	48	16.0	19	0	0	0	0.0	0	0
NYJ 11/18	L	1/1	2	14	7.0	7	0	0	0	0.0	0	0
@ARI 11/25	W	1/1	1	37	37.0	37t	1	0	0	0.0	0	0
SF 12/2	W	1/1	3	32	10.7	20	0	0	0	0.0	0	0
@BUF 12/9	W	1/1	3	36	12.0	22	0	0	0	0.0	0	0
MIN 12/16	L	1/1	3	35	11.7	16	1	0	0	0.0	0	0
@TB 12/23	W	1/1	4	119	29.8	80t	1	0	0	0.0	0	0
@SEA 12/30	L	1/1	3	33	11.0	15	0	0	0	0.0	0	0
TOTAL	7-8-1	16/14	42	519	12.4	80t	4	0	0	0.0	0	0

2011 ST. LOUIS RAMS												
Game	W-L	P/S	Receiving				Rushing					
			No	Yds	Avg	Lg	TD	Att	Yds	Avg	Lg	TD
PHI 9/11	L	1/1	1	18	18.0	18	0	0	0	0.0	0	0
@NYG 9/19	L	1/1	1	26	26.0	26	0	0	0	0.0	0	0
BAL 9/25	L	1/1	2	25	12.5	13	0	1	-8	-8.0	-8	0
WAS 10/2	L	1/1	4	33	8.3	11	0	0	0	0.0	0	0
@GB 10/16	L	1/0	4	71	17.8	45	0	0	0	0.0	0	0
@DAL 10/23	L	1/0	0	0	0.0	0	0	0	0	0.0	0	0
NO 10/30	W	1/0	1	2	2.0	2	0	0	0	0.0	0	0
@ARI 11/6	L	1/1	1	7	7.0	7	0	0	0	0.0	0	0
@CLE 11/13	W					Inactive						
SEA 11/20	L	1/0	2	21	10.5	13	0	0	0	0.0	0	0
ARI 11/27	L	1/1	3	37	12.3	24	0	0	0	0.0	0	0
@SF 12/4	L	1/1	0	0	0.0	0	0	0	0	0.0	0	0
@SEA 12/12	L	1/1	1	26	26.0	26	0	0	0	0.0	0	0
CIN 12/18	L	1/1	3	19	6.3	9	0	0	0	0.0	0	0
@PIT 12/24	L	1/1	2	13	6.5	7	0	0	0	0.0	0	0
SF 11/11	L	1/1	3	54	18.0	22	0	0	0	0.0	0	0
TOTALS	2-14	15/10	28	352	12.6	45	0	1	-8	-8.0	-8	0



14 | SEAN MANNION

Position: Quarterback
Ht./Wt. 6-5/233
Birth Date: 4/25/92
College: Oregon State
Hometown: Pleasanton, Calif.
Experience: 1st year (2nd Rams)
Acquired: D3B-2015 (89th)

Career GP/GS (Playoffs): 1/0 (0/0)



TRANSACTIONS: Selected by the Rams in the third round (89th overall) of the 2015 NFL Draft (5/1/15).

PRO: Played in one game during his rookie season.

2016 SEASON: Week 1 at San Francisco (9/12): Did not play... **Week 2 vs. Seattle (9/18):** Declared inactive...**Week 3 at Tampa Bay (9/25):** Declared inactive... **Week 4 at Arizona (10/2):** Declared inactive...**Week 5 vs. Buffalo (10/9):** Declared inactive... **Week 6 at Detroit (10/16):** Declared inactive.

2015 SEASON: at Cincinnati (11/29): Completed six passes for 31 yards in his NFL debut at quarterback...declared inactive for 15 games.

COLLEGE: Finished his career with 13,600 passing yards which ranks 8th in NCAA Division I history...that mark set the Pac-12 record for career passing yards...owns 18 OSU passing records...set OSU career passing touchdown record with 83; also ranks 7th in Pac-12 history...his 64.6 career completion percentage broke the school record...finished career with 43 starts, tied for 8th in OSU history...earned Pac-12 All-Conference Honorable Mention (2013, 2014)...named Pac-12 Offensive player of the Week four times in his career...earned Pac-12 All-Academic Honorable Mention (2014, 2013, 2012)...finished the 2014 season with 3,164 passing yards, the 10th-most prolific season in OSU history...won the 2014 Manning Passing Academy Air-It-Out Challenge...in 2013, tied for fourth in the nation for touchdowns passing (37), including a school record six against Colorado...second in the nation with 4,662 passing yards and passing yards per game (358.6)...set Pac-12 record with 4,662 passing yards in a season...finished tied for third in Pac-12 single season history and set OSU record with 37 touchdown passes...set OSU single season records with 400 completions and 603 pass attempts...named a Freshman All-American in 2011 by the Football Writers Association of America...set Oregon State record for attempts (66) in a single game...finished the season with 16 touchdown passes and one rushing...ended the season with 11 straight games of 200-plus yards passing, a feat matched only by Anderson (13 times in 2003) in the last decade...redshirted in 2010.

PERSONAL: Three-year starter and letterwinner in football at Foothill High School...finished high school career as the career passing leader at Foothill...Rivals four-star athlete and rated the 14th-best pro style quarterback in the nation...threw for 3,521 yards and 27 touchdowns as a senior – added three scores on the ground...set a Northern California prep record with 581 yards passing and five touchdowns in a game...led Foothill to the Northern California CIF playoffs...honorable mention All-East Bay and All-Metro as a junior...earned two letters as a pitcher for the baseball team and one letter as a center for the basketball team...born in San Jose, Calif...son of John and Inga Mannion...John is the head football coach at Silverton (Ore.) High School, accepted the position in the spring of 2010...graduated in December 2014 with a degree in liberal studies...pursuing a Master's degree in interdisciplinary studies with options in sociology, political science and history.

SEAN MANNION NFL STATISTICS

REGULAR SEASON												
Year	School	G/S	Passing		Pct.	Yds	Yds/Att	TD	Int	Lg	Sk-Yds	Rtg.
			Att.	Cmp								
2015	RAMS	1/0	7	6	85.7	31	4.4	0	0	11	0-0	85.1
2016	RAMS	0/0	0	0	0.0	0	0.0	0	0	0	0-0	0.0
TOTAL		1/0	7	6	85.7	31	4.4	0	0	11	0-0	85.1

SEAN MANNION GAME-BY-GAME STATISTICS

2016 LOS ANGELES RAMS

Game	W/L	P/S	Att	Cmp	Pct	Yds	Yds/ Att	TD	Int	Lg	Sk- Yds	Rtg
@SF 9/12	L						Did not play					
SEA 9/18	W						Inactive					
@TB 9/25	W						Inactive					
@ARI 10/2	W						Inactive					
BUF 10/9	L						Inactive					
@DET 10/16	L						Inactive					
NYG 10/23		0/0	0	0	0.0	0	0/0	0	0	0	0-0	0.0
CAR 11/6		0/0	0	0	0.0	0	0/0	0	0	0	0-0	0.0
@NYJ 11/13		0/0	0	0	0.0	0	0/0	0	0	0	0-0	0.0
MIA 11/20		0/0	0	0	0.0	0	0/0	0	0	0	0-0	0.0
@NO 11/27		0/0	0	0	0.0	0	0/0	0	0	0	0-0	0.0
@NE 12/4		0/0	0	0	0.0	0	0/0	0	0	0	0-0	0.0
ATL 12/11		0/0	0	0	0.0	0	0/0	0	0	0	0-0	0.0
@SEA 12/15		0/0	0	0	0.0	0	0/0	0	0	0	0-0	0.0
SF 12/24		0/0	0	0	0.0	0	0/0	0	0	0	0-0	0.0
ARI 1/1/17		0/0	0	0	0.0	0	0/0	0	0	0	0-0	0.0
TOTALS	3-3	0/0	0	0	0.0	0	0/0	0	0	0	0-0	0.0

2015 ST. LOUIS RAMS

Game	W/L	P/S	Att	Cmp	Pct	Yds	Yds/ Att	TD	Int	Lg	Sk- Yds	Rtg
SEA 9/13	W						Inactive					
@WSH 9/20	L						Inactive					
PIT 9/27	L						Inactive					
@ARI 10/4	W						Inactive					
@GB 10/11	L						Inactive					
CLE 10/25	W						Inactive					
SF 11/1	W						Inactive					
@MIN 11/8	L						Inactive					
CHI 11/15	L						Inactive					
@BAL 11/22	L						Inactive					
@CIN 11/29	L	1/0	7	6	85.7	31	4.4	0	0	11	0-0	85.1
ARI 12/6	L						Inactive					
DET 12/13	W						Inactive					
TB 12/17	W						Inactive					
@SEA 12/27	W						Inactive					
@SF 1/3	L						Inactive					
TOTALS	7-9	1/0	7	6	85.7	31	4.4	0	0	11	0-0	85.1



15 | BRADLEY MARQUEZ

Position: Wide Receiver
Ht./Wt. 5-10/196
Birth Date: 12/14/92
College: Texas Tech
Hometown: Odessa, Texas
Experience: 2nd year (2nd Rams)
Acquired: FA-2015

Career GP/GS (Playoffs): 22/1 (0/0)



TRANSACTIONS: Signed with the Rams as an undrafted free agent (5/7/15).

PRO: Played in all 17 games his rookie season, started one...key contributor on special teams...led the team with 15 tackles.

2016 SEASON: **Week 1 at San Francisco (9/12):** Saw action on offense and special teams... **Week 2 vs. Seattle (9/18):** Saw action on offense and special teams...**Week 3 at Tampa Bay (9/25):** Hauled in one reception for 12 yards...also saw action on special teams... **Week 4 at Arizona (10/2):** Played on both offense and special teams...led the team with two special teams tackles...**Week 5 vs. Buffalo (10/9):** Rushed one time for two yards on a fake punt...recorded one special teams tackle... **Week 6 at Detroit (10/16):** Caught one pass for 13 yards.

2015 SEASON: Saw action at wide receiver and special teams...finished the season with 13 receptions for 88 yards...**vs. Detroit (12/13):** Made his first NFL start at wide receiver...led the team in receiving yards with three catches for a career-high 32 yards... **vs. Arizona (12/6):** Saw action on offense and special teams...posted three receptions for 16 yards...led the team with two special teams tackles...**at Cincinnati (11/29):** Saw action on special teams and offense...recorded three receptions for 13 yards... **at Baltimore (11/22):** Saw action on special teams and offense...posted one special teams tackle...**vs. Chicago (11/15):** Saw action on special teams and offense...tallied two receptions for 19 yards...also recorded two special teams tackles...**at Minnesota (11/08):** Saw action on special teams and offense...recorded one catch for three yards...posted one special teams tackle...**vs. San Francisco (11/01):** Saw action on special teams...led the team with two special teams tackles and currently leads the team in the category...caught his first NFL pass, a 5-yard reception from QB Nick Foles...**vs. Cleveland (10/25):** Saw action on special teams...posted one tackle...**at Arizona (10/4):** Saw action on special teams...recorded one special teams tackle, making that his fourth-consecutive week to have one or more special teams tackles...**vs. Pittsburgh (9/27):** Posted one tackle on special teams...**at Washington (9/20):** Saw action on special teams...led the team in special team tackles with four...**vs. Seattle (9/13):** Recorded one special teams tackle...recovered a 14-yard onside kick to the Seattle 49 yard line in overtime...that play set up the game winning drive.

COLLEGE: Appeared in 43 games and caught 155 passes for 1,866 yards and 17 touchdowns...two-time All-Big 12 Honorable Mention...three-time Academic All-Big 12 (1st Team)...NFLPA Collegiate Bowl participant...played in 12 games (11 starts) with 65 receptions, 821 receiving yards, 10 touchdowns as a senior...led Big 12 in receiving touchdowns and was fifth in receptions... as a junior, caught 49 passes for 633 yards and six touchdowns...as a senior at Odessa High, rushed for 2,210 yards and 29 touchdowns...two-time All-State selection in football and a state qualifier in track and field in 2011 (long jump)...selected by the New York Mets in the 2011 Major League Baseball First-Year Players Draft in the 16th round (Outfielder) with the No. 492 overall selection...an exercise and sport sciences major at Texas Tech.

PERSONAL: Played high school football, ran track, and played baseball at Odessa High School in Odessa, Texas...competed as a running back in football and shortstop in baseball...was ranked as a 4-star prospect by Scout.com and an All-American prospect by PrepStar College Recruiting...as a sophomore, Marquez would rush 203 times for 1,743 yards and 21 touchdowns, earning Associated Press All-State 2nd Team honors...as a junior, Marquez rushed 77 times for 492 yards before being sidelined by an elbow tendon tear...during his senior year, he accrued 2,210 rushing yards and 29 touchdowns, becoming the school's all-time leading rusher...accepted a scholarship to play football collegiately for Texas Tech...additionally, he was drafted by the New York Mets in the 16th round of the 2011 Major League Baseball Draft...arranged a two-sport deal which allowed him to attend Texas Tech to play football while playing baseball for the Kingsport Mets in the spring...his first season in the minors was cut short by a quadriceps injury...son of Veronica Marquez and Brad Givens.

BRADLEY MARQUEZ NFL STATISTICS

Year	Team	G/S	REGULAR SEASON						Rushing			
			Receiving		Avg	Lg	TD	Att	Yds	Avg	Lg	TD
No	Yds											
2015	RAMS	16/1	13	88	6.8	14	0	0	0	0.0	0	0
2016	RAMS	6/0	2	25	12.5	13	0	1	2	2.0	2	0
Total		22/1	15	113	7.5	14	0	2	2	2.0	2	0

ADDITIONAL CAREER STATISTICS: Special Teams Tackles: RAMS 2016 (3), 2015 (15).

BRADLEY MARQUEZ GAME-BY-GAME STATISTICS

2016 LOS ANGELES RAMS

Game	W/L	Receiving					Rushing					
		P/S	No	Yds	Avg	Lg	TD	Att	Yds	Avg	Lg	TD
@SF 9/12	L	1/0	0	0	0.0	0	0	0	0	0.0	0	0
SEA 9/18	W	1/0	0	0	0.0	0	0	0	0	0.0	0	0
@TB 9/25	W	1/0	1	12	12.0	12	0	0	0	0.0	0	0
@ARI 10/2	W	1/0	0	0	0.0	0	0	0	0	0.0	0	0
BUF 10/9	L	1/0	0	0	0.0	0	0	1	2	2.0	2	0
@DET 10/16	L	1/0	1	13	13.0	13	0	0	0	0.0	0	0
NYG 10/23		0/0	0	0	0.0	0	0	0	0	0.0	0	0
CAR 11/6		0/0	0	0	0.0	0	0	0	0	0.0	0	0
@NYJ 11/13		0/0	0	0	0.0	0	0	0	0	0.0	0	0
MIA 11/20		0/0	0	0	0.0	0	0	0	0	0.0	0	0
@NO 11/27		0/0	0	0	0.0	0	0	0	0	0.0	0	0
@NE 12/4		0/0	0	0	0.0	0	0	0	0	0.0	0	0
ATL 12/11		0/0	0	0	0.0	0	0	0	0	0.0	0	0
@SEA 12/15		0/0	0	0	0.0	0	0	0	0	0.0	0	0
SF 12/24		0/0	0	0	0.0	0	0	0	0	0.0	0	0
ARI 1/1/17		0/0	0	0	0.0	0	0	0	0	0.0	0	0
TOTALS	3-3	6/0	2	25	12.5	13	0	1	2	2.0	2	0

2015 ST. LOUIS RAMS

Game	W/L	Receiving					Rushing					
		P/S	No	Yds	Avg	Lg	TD	Att	Yds	Avg	Lg	TD
SEA 9/13	W	1/0	0	0	0.0	0	0	0	0	0.0	0	0
@WSH 9/20	L	1/0	0	0	0.0	0	0	0	0	0.0	0	0
PIT 9/27	L	1/0	0	0	0.0	0	0	0	0	0.0	0	0
@ARI 10/4	W	1/0	0	0	0.0	0	0	0	0	0.0	0	0
@GB 10/11	L	1/0	0	0	0.0	0	0	0	0	0.0	0	0
CLE 10/25	W	1/0	0	0	0.0	0	0	0	0	0.0	0	0
SF 11/1	W	1/0	1	5	5.0	5	0	0	0	0.0	0	0
@MIN 11/8	L	1/0	1	3	3.0	3	0	0	0	0.0	0	0
CHI 11/15	L	1/0	2	19	9.5	11	0	0	0	0.0	0	0
@BAL 11/22	L	1/0	0	0	0.0	0	0	0	0	0.0	0	0
@CIN 11/29	L	1/0	3	13	4.3	7	0	0	0	0.0	0	0
ARI 12/6	L	1/0	3	16	5.3	6	0	0	0	0.0	0	0
DET 12/13	W	1/1	3	32	10.7	14	0	0	0	0.0	0	0
TB 12/17	W	1/0	0	0	0.0	0	0	0	0	0.0	0	0
@SEA 12/27	W	1/0	0	0	0.0	0	0	0	0	0.0	0	0
@SF 1/3	L	1/0	0	0	0.0	0	0	0	0	0.0	0	0
TOTAL	7-9	16/1	13	88	6.8	14	0	0	0	0.0	0	0



25 | T.J. MCDONALD

Position:	Safety
Ht./Wt.	6-2/217
Birth Date:	1/26/91
College:	USC
Hometown:	Fresno, Calif.
Experience:	4th year (4th Rams)
Acquired:	D3A-2013 (71st)

Career GP/GS (Playoffs): 43/43 (0/0)



TRANSACTIONS: Selected by the Rams in the third round (71st overall) of the 2013 NFL Draft (4/26/13).

PRO: Fourth-year pro has started all 43 games...tallied a blocked punt and a blocked field goal at Tampa Bay (9/14/14), marked the first time the Rams have blocked two kicks in a game since Dec. 2, 1979.

2016 SEASON: Week 1 at San Francisco (9/12): Started at strong safety...collected 10 solo tackles, including two passes defended... **Week 2 vs. Seattle (9/18):** Started at strong safety...recorded two total tackles and one pass defended...**Week 3 at Tampa Bay (9/25):** Started at strong safety...registered four tackles (three solo)...sacked QB Jameis Winston for a loss of six yards...**Week 4 at Arizona (10/2):** Started at strong safety...notched three tackles and two passes defended...intercepted QB Drew Stanton on the final play of the game to seal the Rams victory...**Week 5 vs. Buffalo (10/9):** Started at strong safety...recorded seven tackles (five solo)...registered his first forced fumble of the season...**Week 6 at Detroit (10/16):** Started at strong safety...registered seven tackles (two solo).

2015 SEASON: Finished the season with 80 tackles, 1.0 sack and three passes defended before being placed on reserve/injured (12/11)...**vs. Arizona (12/6):** Started at safety...tallied seven tackles (five solo) and one quarterback pressure...**at Baltimore (11/22):** Started at safety...recorded eight tackles (five solo) and one pass defended...**vs. Chicago (11/15):** Started at safety...tallied six tackles (five solo) and one pass defended...**vs. San Francisco (11/01):** Started at safety...recorded four tackles (three solo) and one special teams tackle...**vs. Cleveland (10/25):** Started at safety...posted eight tackles (six solo)...also had one forced fumble...**at Green Bay (10/11):** Started at safety...led the team in tackles with 10 (seven solo)...**at Arizona (10/4):** Started at safety...recorded six tackles (five solo)...also notched 1.0 sack for six yards...**vs. Pittsburgh (9/27):** Started at safety...tallied eight tackles (five solo)...**at Washington (9/20):** Started at safety...notched seven tackles (four solo)...also recovered a fumble...**vs. Seattle (9/13):** Started at safety...recorded 10 tackles (six solo).

2014 SEASON: Started all 16 games...led the Rams' secondary in tackles with 136...registered his first 100-plus tackle season...**at Tampa Bay (9/14):** Blocked a punt from P Michael Koenen for the Rams to take over at the Tampa Bay 25-yard line...the last time the Rams blocked a punt was former TE Matthew Mulligan (S.Rocca) vs. Washington (9/16/12)...blocked a K Patrick Murray 24-yard field goal attempt...the last time the Rams blocked a field goal was in 2013 when DT Michael Brockers blocked a Saints K Garrett Hartley field goal attempt (12/15/13)...LB Ray Ray Armstrong recovered the kick and returned it 20 yards, the play kept points off the board for Tampa and helped set up one of two field goals in the fourth quarter for the Rams...the last time the Rams blocked a punt and a field goal in the same game was December 2, 1979... also split the team lead in tackles with LB James Laurinaitis, each with nine...one of which for McDonald was the final tackle of the game on WR Mike Evans to end the game...**at Philadelphia (10/5):** Registered a career-high 17 tackles (14 solo)...**vs. San Francisco (10/13):** Tallied 12 tackles (seven solo)...recorded one quarterback pressure...**at Arizona (11/9):** Recorded his first sack of the season on QB Carson Palmer for a loss of eight yards, marked his second career sack...split the team lead in tackles with LB Alec Ogletree, each with 12 (nine solo)...added a tackle on special teams...**at Washington (12/7):** Intercepted QB Colt McCoy at the St. Louis 2-yard line and returned it 20 yards...marked his first interception of the season and second career...also had six tackles (five solo) and one pass defended...**vs. Arizona (12/11):** Notched 10 tackles (nine solo) and one pass defended...**vs. New York Giants (12/21):** Sacked QB Eli Manning...marked his second sack of the season, third career...also tallied 10 tackles (nine solo)...**at Seattle (12/28):** Notched 10 tackles (five solo) and one fumble recovery.

2013 SEASON: Played in 10 games, started 10...spent six weeks on injured/reserve designated to return...recorded 56 tackles (43 solo), one sack, one interception and three passes defended...**vs. Arizona (9/8):** Earned the start at strong safety in his first NFL game...played all 70 snaps on defense...recorded seven tackles...**at Dallas (9/22):** Recorded tackles (eight solo), one tackle for loss, and one pass defended... **vs. San Francisco (9/26):** Recorded two solo tackles...left game with a leg injury...placed on reserve-injured designated to return list (9/27/13)...**vs. Chicago (11/24):** Activated from the reserve-injured designated to return list (11/23/13)...recorded three solo tackles...**at San Francisco (12/1):** Recorded eight tackles (three solo)...also added one pass defended...**at Arizona (12/8):** Recorded a season-high nine tackles (six solo)...**vs. New Orleans (12/15):** Recorded his first career interception when he picked off Saints QB Drew Brees...added five tackles (four solo)...**vs. Tampa Bay (12/22):** Recorded four tackles (three solo)...dropped Buccaneers QB Mike Glennon for a nine-yard loss and his first career sack.

COLLEGE: First-team All-American McDonald started 36-of-50 games at free safety during his Southern California career, recording 275 tackles (151 solo), two sacks for minus 18 yards and twelve stops for losses of 37 yards...selected as the Trojans Defensive Perimeter Player of the Year in each of his final two seasons...two-time team captain...semifinalist for the Thorpe Award and quarter-finalist for the Lott Trophy...earned All-American second-team honors from The NFL Draft Report and was a Sports

Illustrated honorable mention...named All-Pac-12 Conference second-team by the league's coaches and first-team by Phil Steele and College Football News...became USC's 11th two-time Trojan captain and joined his father, Tim McDonald (USC's captain in 1986), as the only father-son captains in Trojan history...voted USC's Most Inspirational Player and was named the Defensive Perimeter Player of the Year...Senior Bowl invitee ranked fifth in the nation with a career-high 112 tackles (54 solos) that included a 10-yard sack and 6.5 stops for minus 19 yards...blocked a kick for the third consecutive year and deflected three passes while also recording one interception...his 112 tackles in 2012 were the most by a Trojan since Troy Polamalu's 118 in 2001.

PERSONAL: Earned multiple accolades as a high school senior, including Super Prep All-American and All-County/Metro Athletic Conference Defensive MVP at Edison High in Fresno, Calif...father Tim McDonald was his high school head coach...his father played 13 NFL seasons with Cardinals and 49ers...brother, Tevin, is a junior cornerback at Eastern Washington...initials stand for Tim Jr...along with 15 USC teammates, spent five days in Haiti in the spring of 2012 building homes and assisting those in need...communications major...participated in numerous community events, including Make-A-Wish Celebrity Server dinner, Coach Fisher's Celebrity Softball game, the 6th Annual Playground Build at Marygrove and the All-Community Team ticket program - T-Mac Attack.

T.J. McDONALD NFL STATISTICS

REGULAR SEASON

Year	Team	G/S	Tackles				Interceptions				Fumbles					
			Total	Solo	Asst	Sk	Yds	Int	Yds	Lg	TD	PD	FF	FR	Yds	
2013	RAMS	10/10	56	43	13	1.0	9.0	1	-2	0	0	0	3	0	0	0
2014	RAMS	16/16	136	98	38	2.0	13.0	1	20	20	0	8	0	1	0	
2015	RAMS	11/11	80	55	25	1.0	6.0	0	0	0	0	3	1	1	0	
2016	RAMS	6/6	33	24	9	1.0	6.0	1	0	0	0	5	1	0	0	
Total		43/43	305	220	85	5.0	34.0	3	18	20	0	19	2	2	0	

ADDITIONAL CAREER STATISTICS: Blocked a punt (M.Koenen) and field goal (P.Murray) at Tampa Bay (9/14/14). Special Teams Tackles: RAMS 2015 (1).

SINGLE GAME HIGHS

Total Tackles – 17, at Philadelphia (10/5/14)
Solo Tackles – 14, at Philadelphia (10/5/14)
Interceptions – 1, three times, last at Arizona (10/2/16)
Pass Defensed- 3, vs. Oakland (11/30/14)

T.J. McDONALD GAME-BY-GAME STATISTICS

2016 LOS ANGELES RAMS

Game	W/L	P/S	T	S	A	Sk	Yds	Int	Yds	Lg	TD	PD	FF	FR	Yds
@SF 9/12	L	1/1	10	10	0	0.0	0	0	0	0	0	2	0	0	0
SEA 9/18	W	1/1	2	1	1	0.0	0	0	0	0	1	0	0	0	0
@TB 9/25	W	1/1	4	3	1	1.0	6	0	0	0	0	0	0	0	0
@ARI 10/2	W	1/1	3	3	0	0.0	0	1	0	0	2	0	0	0	0
BUF 10/9	L	1/1	7	5	2	0.0	0	0	0	0	0	1	0	0	0
@DET 10/16	L	1/1	7	2	5	0.0	0	0	0	0	0	0	0	0	0
NYG 10/23	0/0	0	0	0	0	0.0	0	0	0	0	0	0	0	0	0
CAR 11/6	0/0	0	0	0	0	0.0	0	0	0	0	0	0	0	0	0
@NYJ 11/13	0/0	0	0	0	0	0.0	0	0	0	0	0	0	0	0	0
MIA 11/20	0/0	0	0	0	0	0.0	0	0	0	0	0	0	0	0	0
@NO 11/27	0/0	0	0	0	0	0.0	0	0	0	0	0	0	0	0	0
@NE 12/4	0/0	0	0	0	0	0.0	0	0	0	0	0	0	0	0	0
ATL 12/11	0/0	0	0	0	0	0.0	0	0	0	0	0	0	0	0	0
@SEA 12/15	0/0	0	0	0	0	0.0	0	0	0	0	0	0	0	0	0
SF 12/24	0/0	0	0	0	0	0.0	0	0	0	0	0	0	0	0	0
ARI 1/1/17	0/0	0	0	0	0	0.0	0	0	0	0	0	0	0	0	0
TOTALS	3-3	6/6	33	24	9	1.0	6	1	0	0	5	1	0	0	0

2015 ST. LOUIS RAMS

Game	W/L	P/S	T	S	A	Sk	Yds	Int	Yds	Lg	TD	PD	FF	FR	Yds
SEA 9/13	W	1/1	10	6	4	0.0	0.0	0	0	0	0	1	0	0	0
@WSH 9/20	L	1/1	7	4	3	0.0	0.0	0	0	0	0	0	0	1	0
PIT 9/27	L	1/1	8	5	3	0.0	0.0	0	0	0	0	0	0	0	0
@ARI 10/4	W	1/1	6	5	1	1.0	6.0	0	0	0	0	0	0	0	0
@GB 10/11	L	1/1	10	7	3	0.0	0.0	0	0	0	0	0	0	0	0
CLE 10/25	W	1/1	8	6	2	0.0	0.0	0	0	0	0	1	0	0	0
SF 11/1	W	1/1	4	3	1	0.0	0.0	0	0	0	0	0	0	0	0
@MIN 11/8	L						Inactive								
CHI 11/15	L	1/1	6	5	1	0.0	0.0	0	0	0	0	1	0	0	0
@BAL 11/22	L	1/1	8	5	3	0.0	0.0	0	0	0	0	1	0	0	0
@CIN 11/29	L	1/1	6	4	2	0.0	0.0	0	0	0	0	0	0	0	0
ARI 12/6	L	1/1	7	5	2	0.0	0.0	0	0	0	0	0	0	0	0
DET 12/13	W						Reserve/Injured (12/11)								
TB 12/17	W						Reserve/Injured (12/11)								
@SEA 12/27	W						Reserve/Injured (12/11)								
@SF 1/3	L						Reserve/Injured (12/11)								
TOTAL	7-9	11/11	80	55	25	1.0	6.0	0	0	0	0	3	1	1	0

2014 ST. LOUIS RAMS

Game	W/L	P/S	T	S	A	Sk	Yds	Int	Yds	Lg	TD	PD	FF	FR	Yds
MIN 9/7	L	1/1	8	6	2	0.0	0.0	0	0	0	0	1	0	0	0
@TB 9/14	W	1/1	9	6	3	0.0	0.0	0	0	0	0	0	0	0	0
DAL 9/21	L	1/1	5	3	2	0.0	0.0	0	0	0	0	0	0	0	0
PHI 10/5	L	1/1	17	14	3	0.0	0.0	0	0	0	0	0	0	0	0
SF 10/13	L	1/1	12	7	5	0.0	0.0	0	0	0	0	0	0	0	0
SEA 10/19	W	1/1	5	2	3	0.0	0.0	0	0	0	0	0	0	0	0
@KC 10/26	L	1/1	8	6	2	0.0	0.0	0	0	0	0	0	0	0	0
@SF 11/2	W	1/1	6	4	2	0.0	0.0	0	0	0	0	0	0	0	0
@ARI 11/9	L	1/1	12	9	3	1.0	8.0	0	0	0	0	0	0	0	0
DEN 11/16	W	1/1	5	4	1	0.0	0.0	0	0	0	3	0	0	0	0
@SD 11/23	L	1/1	6	5	1	0.0	0.0	0	0	0	0	0	0	0	0
OAK 11/30	W	1/1	7	4	3	0.0	0.0	0	0	0	2	0	0	0	0
@WAS 12/7	W	1/1	6	5	1	0.0	0.0	1	20	20	1	0	0	0	0
ARI 12/11	L	1/1	10	9	1	0.0	0.0	0	0	0	1	0	0	0	0
NYG 12/21	L	1/1	10	9	1	1.0	5.0	0	0	0	0	0	0	0	0
@SEA 12/28	L	1/1	10	5	5	0.0	0.0	0	0	0	0	0	1	0	0
TOTAL	6-10	16/16	136	98	38	2.0	13.0	1	20	20	8	0	1	0	0

2013 ST. LOUIS RAMS

Game	W/L	P/S	T	S	A	Sk	Yds	Int	Yds	Lg	TD	PD	FF	FR	Yds
ARI 9/8	W	1/1	7	5	2	0.0	0.0	0	0	0	0	0	0	0	0
@ATL 9/15	L	1/1	5	4	1	0.0	0.0	0	0	0	0	1	0	0	0
@DAL 9/22	L	1/1	9	8	1	0.0	0.0	0	0	0	0	1	0	0	0
SF 9/26	L	1/1	2	2	0	0.0	0.0	0	0	0	0	0	0	0	0
JAC 10/6	W						Reserve/Injured								
@HOU 10/13	W						Reserve/Injured								
@CAR 10/20	L						Reserve/Injured								
SEA 10/28	L						Reserve/Injured								
TEN 11/3	L						Reserve/Injured								
@IND 11/10	W						Reserve/Injured								
CHI 11/24	W	1/1	3	3	0	0.0	0.0	0	0	0	0	0	0	0	0
@SF 12/1	L	1/1	8	5	3	0.0	0.0	0	0	0	0	1	0	0	0
@ARI 12/8	L	1/1	9	6	3	0.0	0.0	0	0	0	0	0	0	0	0
NO 12/15	W	1/1	5	4	1	0.0	0.0	1	-2	-2	0	0	0	0	0
TB 12/22	W	1/1	4	3	1	1.0	9.0	0	0	0	0	0	0	0	0
@SEA 12/29	L	1/1	4	3	1	0.0	0.0	0	0	0	0	0	0	0	0
TOTAL	7-9	10/10	56	43	13	1.0	9.0	1	-2	-2	0	3	0	0	0



44 | JAKE McQUAIDE

Position:	Long Snapper
Ht./Wt.	6-2/244
Birth Date:	12/7/87
College:	Ohio State
Hometown:	Cincinnati, Ohio
Experience:	6th year (6th Rams)
Acquired:	FA-2011

Career GP/GS (Playoffs): 86/0 (0/0)



TRANSACTIONS: Signed with the Rams (7/27/11)...signed a four-year contract extension in July 2013 to extend his contract into 2017.

PRO: Sixth-year pro has played in all 86 games of his career...tallied 784 clean snaps through first five-plus seasons...has made nine tackles on special teams.

2016 SEASON: **Week 1 at San Francisco (9/12):** Registered 10 clean snaps... **Week 2 vs. Seattle (9/18):** Notched nine clean snaps...**Week 3 at Tampa Bay (9/25):** Recorded 10 clean snaps... **Week 4 at Arizona (10/2):** Compiled 10 clean snaps in addition to his first special teams tackle of the season...**Week 5 vs. Buffalo (10/9):** Recorded seven clean snaps... **Week 6 at Detroit (10/16):** Registered six clean snaps.

2015 SEASON: Played in all 16 games...posted 157 snaps on the season, tallying a season-high 13 snaps and one special teams tackle...**at San Francisco (1/3/16):** Recorded 11 snaps...**at Seattle (12/27):** Posted 10 clean snaps...**vs. Tampa Bay (12/17):** Recorded nine clean snaps for the third consecutive week...**at Cincinnati (11/29):** Recorded six snaps and one special teams tackle...**at Baltimore (11/22):** Posted 11 snaps...**at Minnesota (11/08):** Tallied 13 snaps...**vs. San Francisco (11/01):** Recorded 12 snaps...**vs. Cleveland (10/25):** Tallied 11 snaps...**at Green Bay (10/11):** Posted 9 clean snaps...**at Arizona (10/4):** Recorded 11 clean snaps...**vs. Pittsburgh (9/27):** Registered six clean snaps...**at Washington (9/20):** Notched 12 clean snaps...**vs. Seattle (9/13):** Recorded nine snaps.

2014 SEASON: Registered 145 clean snaps... **vs. Denver (11/16):** Recorded 12 clean snaps...**vs. Oakland (11/30):** Notched a career-high 14 clean snaps...**vs. Arizona (12/11):** Tallied 10 clean snaps.

2013 SEASON: Played in 16 games...notched 141 clean snaps...**vs. San Francisco (9/26):** Recorded a then career-high 13 clean snaps...**vs. Jacksonville (10/6):** Registered 13 clean snaps for the second consecutive week...**at Indianapolis (11/10):** Recorded 11 clean snaps.

2012 SEASON: Recorded 139 consecutive clean snaps...had four special teams tackles...**at Arizona (11/25):** Tallied 12 clean snaps...**vs. San Francisco (12/2):** Registered 12 clean snaps...**at Buffalo (12/9):** Tallied eight clean snaps...recorded one tackle on special teams.

2011 SEASON: Recorded 150 consecutive clean snaps...notched two special teams tackles...**vs. New Orleans (10/30):** Tallied 12 clean snaps...**vs. Seattle (11/20):** Made 11 clean snaps...**vs. Arizona (11/27):** Recorded 12 clean snaps...**at San Francisco (12/4):** Recorded eight clean snaps...made one special teams tackle...**vs. Cincinnati (12/18):** Tallied 11 clean snaps...added one special teams tackle.

COLLEGE: Originally a walk on at Ohio State...handled long-snapping duties for three years...Special Teams Player of the Week vs. Purdue...received his bachelor's degree in December...academic all-Big Ten...John Galbreath award for academic excellence...NFF Hampshire Honor Society...EE All Star Game as a senior...won Top Ten Tenacious three times as a junior...earned a scholarship beginning in the autumn quarter of his junior year...rotated with Dimitrios Makridis and Jackson Haas on long and short snaps for the Big Ten champions during his freshman year...redshirted as a freshman.

PERSONAL: Tight end who had 10 catches for 125 yards as a senior at Elder High in Cincinnati...had no unplayable snaps as a junior or senior...earned the Mr. ZIP award for basketball at Elder...National Honor Society...Student Council communications officer...son of Bev and Kevin McQuaide...has two sisters, Maureen and Katie...married to Abby, and they have a daughter, Quinn...2008-09 Big Ten all-academic...an aeronautical and astronautical engineering major...married wife Abby on March 17, 2012...participated in many community events, including Make-A-Wish Celebrity Server dinner, Taste of the NFL, Love Your Melon Distribution event at Mercy, 6th Annual Playground Build at Marygrove and the All-Community Team Ticket program - 4th Down Fan Club.

MCQUAIDE'S CAREER SNAP STATISTICS: RAMS: 2016 (52), 2015 (157), 2014 (145), 2013 (141), 2012 (139), 2011 (150).
TOTAL: 784



72 | PACE MURPHY

Position:	Tackle
Ht./Wt.:	6-6/308
Birth Date:	3/2/94
College:	NW Louisiana
Hometown:	Houston, Texas
Experience:	Rookie
Acquired:	UDFA-2016

Career GP/GS (Playoffs): 0/0 (0/0)



TRANSACTIONS: Signed with the Los Angeles Rams as an undrafted free agent (5/6/16).

2016 SEASON: Week 1 at San Francisco (9/12): Declared inactive... **Week 2 vs. Seattle (9/18):** Declared inactive... **Week 3 at Tampa Bay (9/25):** Declared inactive... **Week 4 at Arizona (10/2):** Declared inactive... **Week 5 vs. Buffalo (10/9):** Declared inactive... **Week 6 at Detroit (10/16):** Declared inactive.

COLLEGE: Made 31 career starts...2015 All-Southland Conference (Second Team), Academic All-Southland Conference, Louisiana Sports Writers Association All-Louisiana College Football Team, second-team Offensive Tackle...was the Demons' top-graded offensive lineman 17 times in his last 23 games...in 2015, started all 11 games and was NSU's best offensive lineman for the second straight season...helped the Demons average 442 yards in their last seven games...elected as one of four permanent team captains for the 2015 Demons...had a perfect 4.0 GPA in his final fall of college football...in 2014, full-time starter in 12 games, graded as Demons' best offensive lineman...earned 2014 All-Southland Conference (Second Team), Louisiana Sports Writers Association All-Louisiana College Football Team (Second Team), Southland Conference Commissioner's Academic Honor Roll...Demons set 30 school records, 26 on offense...in 2013, started eight games, played in 12...in 2012, played in four games as a true freshman, as a backup.

PERSONAL: Attended Strake Jesuit College Prep High School...two-time second-team 19-5A All-District in football...also a basketball standout...co-captain of the football team as a senior...three football letters, two in basketball...also played golf and lacrosse...member of the Extreme Anglers Club and played tuba in the band...graduated with a 3.1 GPA...son of James and Dr. Kathleen Murphy...father is a Texas state representative, mother is the faculty at the University of Texas Health Science Center in Houston...one brother, Robert (23), a TCU graduate and an amateur golfer...Pace graduated with a 3.21 GPA from the Louisiana Scholars' College, an accelerated Ivy League-style liberal arts program.



52 | ALEC OGLETREE

Position:	Linebacker
Ht./Wt.	6-2/245
Birth Date:	9/25/91
College:	Georgia
Hometown:	Newnan, Ga.
Experience:	4th year (4th Rams)
Acquired:	D1B-2013 (30th)

Career GP/GS (Playoffs): 42/42 (0/0)



TRANSACTIONS: Selected by St. Louis in the first round (30th overall) of the 2013 NFL Draft (4/25/13).

PRO: Led the team in tackles in his first two NFL seasons with 155 as a rookie in 2013 and 169 in 2014...currently leads the Rams with 68 tackles in 2016...has led the Rams in tackles in 26 of his 42 career games played...notched a 98-yard interception-return for a touchdown, tied the NFL record for longest interception return by a linebacker, and the longest return by a rookie linebacker in league history...after obtaining the No. 30 overall pick in a trade with the Atlanta Falcons, St. Louis selected Ogletree, the 10th linebacker drafted by the team in the first round since 1937...became the first linebacker drafted in the first round by the Rams in over a decade...the last linebacker taken in the first round by the Rams was Robert Thomas of UCLA in 2002 (No. 31 overall)...has started 41 games of his four-year career.

2016 SEASON: Week 1 at San Francisco (9/12): Started at middle linebacker...notched a team-leading 16 tackles...also had one pass defended...**Week 2 vs. Seattle (9/18):** Finished second on the team with 11 total tackles (10 solo)...recorded a game-clinching forced fumble and fumble recovery in the final minute of the home opener...**Week 3 at Tampa Bay (9/25):** Started at middle linebacker...led the team with 12 tackles (six solo)...also registered two passes defended...leads the team in tackles on the season...**Week 4 at Arizona (10/2):** Started at middle linebacker...tied for the team lead in tackles with eight (seven solo)...also notched two quarterback hits and one pass defended...**Week 5 vs. Buffalo (10/9):** Started at middle linebacker...tied for the team lead with 10 tackles (eight solo)...recorded two passes defended and one quarterback hit...**Week 6 at Detroit (10/16):** Started at middle linebacker...led the team with 11 tackles (nine solo).

2015 SEASON: Finished the season with 55 tackles and 2.0 sacks before being placed on injured reserve/designated to return (10/26)...**at Arizona (10/4):** Started at strongside linebacker...led the team for a third-straight week with 11 tackles (11 solo)...left the game in the third quarter with an ankle injury...**vs. Pittsburgh (9/27):** Started at strongside linebacker...for a second-straight week, led the team with 15 tackles (12 solo) and 2.0 sacks...marked his first multi-sack game of his career...**at Washington (9/20):** Started at strongside linebacker...led the team in tackles with 18 (15 solo), for a new single-game high...the last time a Rams defender had 18 or more tackles was London Fletcher with 21 against San Francisco in 2001...**vs. Seattle (9/13):** Started at strongside linebacker...posted 11 tackles (eight solo).

2014 SEASON: Led the team in tackles for the second consecutive season with 169 (110 solo), for a new single season high...finished second on the team in passes defended (11) and forced fumbles (five)...started all 16 games...**vs. Dallas (9/21):** Split the team lead in tackles with LB James Laurinaitis with 14 (10 solo)...forced RB DeMarco Murray to fumble...the fumble was recovered by S Cody Davis at the St. Louis 35-yard line and led to a Rams touchdown...marked his first forced fumble and of the season...**at Philadelphia (10/5):** Forced RB LeSean McCoy to fumble, the fumble was recovered by CB E.J. Gaines...marked the second consecutive game that he forced a fumble on the opposing running back...he now has eight career forced fumbles...notched 12 tackles (11 solo)...**at Arizona (11/9):** Nabbed his first interception of the season, second of his career off of QB Carson Palmer and returned it 44 yards...split the team lead in tackles with S T.J. McDonald, each with 12 tackles (six solo)...also had two passes defended, a forced fumble and one hit on the quarterback...**vs. Denver (11/16):** Intercepted QB Peyton Manning...marked his second consecutive game with an interception, the first time he has accomplished the feat in back-to-back performances in his career...led the team in tackles with 12 (10 solo) and one pass defended...**at San Diego (11/23):** Registered 14 tackles (eight solo)...**vs. Oakland (11/30):** Notched 10 tackles (eight solo)...also forced a fumble and had two passes defended...**vs. Arizona (12/11):** Made 11 tackles (five solo)...added two passes defended...**vs. New York Giants (12/21):** Garnered 13 tackles (11 solo)...**at Seattle (12/28):** Registered 11 tackles (seven solo)...also caused RB Marshawn Lynch to fumble, which was recovered by S T.J. McDonald.

2013 SEASON: Played and started all 16 games...led the team in tackles with 155 (124 solo), 1.5 sacks, one interception returned 98 yards for a touchdown, seven passes defended and six forced fumbles...the 98-yard interception-return tied the NFL record for longest interception return by a linebacker, and the longest return by a rookie linebacker in league history...**vs. Arizona (9/8):** Earned his first career NFL start at linebacker...recorded a team-high 11 tackles (nine solo)...forced one fumble...**at Atlanta (9/15):** Recorded a team-high nine tackles (eight solo), including one tackle for loss...added two passes defended...**at Dallas (9/22):** Tied for a team-high 10 tackles (seven solo)...**vs. San Francisco (9/26):** Recorded 11 tackles (nine solo)...forced his second fumble of the season...**at Houston (10/13):** Recorded a team-high 11 tackles...forced his third fumble of the season...recorded his first career interception and touchdown when he picked off QB T.J. Yates and returned it 98 yards for the score...**vs. Chicago (11/24):** Led the team with a career-high 15 tackles (10 solo)...**at San Francisco (12/1):** Registered 12 tackles (nine solo), including two for loss...forced his fourth fumble of the season when he stripped 49ers RB Frank Gore in the third quarter...surpassed

the century-mark in tackles in his rookie season...**at Arizona (12/8)**: Tallied a team-high 12 tackles (10 solo), including one for loss...added his first career sack by dropping Cardinals QB Carson Palmer for a seven-yard loss...also had a quarterback pressure and a hit on the quarterback...**vs. New Orleans (12/15)**: Notched a team-high 13 tackles (10 solo), including one for loss...added a pass defensed...**vs. Tampa Bay (12/22)**: Recorded a team-high 10 tackles (nine solo), including one for loss...forced two fumbles to increase his season total to six...added 0.5 sacks to push his season total to 1.5...**at Seattle (12/29)**: Led the team with 11 tackles (eight solo), including two for loss...also added one quarterback hit.

COLLEGE: First-team All-Southeastern Conference choice by The NFL Draft Report, earning third-team honors from Phil Steele...named to the Southeastern Conference Freshman team by the league's coaches...also earned the team's Newcomer of the Year Award on defense...earned Athletic Director's Honor Roll distinction for the summer semester.

PERSONAL: Studied human development & family science at Georgia...twin brother of former teammate Alexander Ogletree, a fullback for the University of Georgia...played for Newnan High School head coach Mike McDonald...named Class AAAAA Defensive Player of the Year, to the All-Decade Team and received All-State first-team unanimous accolades...also selected by the Georgia Sports Writers Association as the state's Class AAAAA Defensive Player of the Year...was a starter on the basketball team and ran the 400-meter dash and the 4x100 relay and long jumped for the Cougars... participated in many community events, including Make-A-Wish Celebrity Server Dinner, Defensive Line Paintball Event to benefit St. Patrick Center, Coach Fisher & Friends Celebrity Softball game, and the All-Community Team Ticket program - Tree House.

ALEC OGLETREE NFL STATISTICS

REGULAR SEASON

Year	Team	G/S	Tackles		Asst	Sk	Yds	Interceptions			TD	PD	Fumbles		
			Total	Solo				Int	Yds	Lg			FF	FR	Yds
2013	RAMS	16/16	155	124	31	1.5	8.5	1	98	98t	1	7	6	0	0
2014	RAMS	16/16	169	110	59	0.0	0.0	2	44	44	0	11	5	0	0
2015	RAMS	4/4	55	46	9	2.0	9.0	0	0	0	0	0	0	0	0
2016	RAMS	6/6	68	51	17	0.0	0.0	0	0	0	0	7	1	1	0
Total		42/42	447	331	116	3.5	17.5	3	142	98t	1	25	12	1	0

SINGLE GAME HIGHS

Total Tackles – 18, at Washington (9/20/15)
 Solo Tackles – 15, at Washington (9/20/15)
 Sacks – 2.0, vs. Pittsburgh (9/27/15)
 Interceptions – 1, many times, last vs. Denver (11/16/14)
 Passes Defensed – 2, many times, last vs. Buffalo (10/9/16)

ALEC OGLETREE GAME-BY-GAME STATISTICS

2016 LOS ANGELES RAMS

Game	W/L	P/S	T	S	A	Sk	Yds	Int	Yds	Lg	TD	PD	FF	FR	Yds
@SF 9/12	L	1/1	16	11	5	0.0	0	0	0	0	1	0	0	0	0
SEA 9/18	W	1/1	11	10	1	0.0	0	0	0	0	1	1	1	1	0
@TB 9/25	W	2/2	12	6	6	0.0	0	0	0	0	2	0	0	0	0
@ARI 10/2	W	1/1	8	7	1	0.0	0	0	0	0	1	0	0	0	0
BUF 10/9	L	1/1	10	8	3	0.0	0	0	0	0	2	0	0	0	0
@DET 10/16	L	1/1	11	9	2	0.0	0	0	0	0	0	0	0	0	0
NYG 10/23	0/0	0	0	0	0	0.0	0	0	0	0	0	0	0	0	0
CAR 11/6	0/0	0	0	0	0	0.0	0	0	0	0	0	0	0	0	0
@NYJ 11/13	0/0	0	0	0	0	0.0	0	0	0	0	0	0	0	0	0
MIA 11/20	0/0	0	0	0	0	0.0	0	0	0	0	0	0	0	0	0
@NO 11/27	0/0	0	0	0	0	0.0	0	0	0	0	0	0	0	0	0
@NE 12/4	0/0	0	0	0	0	0.0	0	0	0	0	0	0	0	0	0
ATL 12/11	0/0	0	0	0	0	0.0	0	0	0	0	0	0	0	0	0
@SEA 12/15	0/0	0	0	0	0	0.0	0	0	0	0	0	0	0	0	0
SF 12/24	0/0	0	0	0	0	0.0	0	0	0	0	0	0	0	0	0
ARI 1/1/17	0/0	0	0	0	0	0.0	0	0	0	0	0	0	0	0	0
TOTALS	3-3	6/6	68	51	17	0.0	0	0	0	0	7	1	1	1	0

2015 ST. LOUIS RAMS

Game	W/L	P/S	T	S	A	Sk	Yds	Int	Yds	Lg	TD	PD	FF	FR	Yds
SEA 9/13	W	1/1	11	8	3	0	0.0	0	0	0	0	0	0	0	0
@WAS 9/20	L	1/1	18	15	3	0	0.0	0	0	0	0	0	0	0	0
PIT 9/27	L	1/1	15	12	3	2.0	9.0	0	0	0	0	0	0	0	0
@ARI 10/4	W	1/1	11	11	0	0	0.0	0	0	0	0	0	0	0	0
@GB 10/11	L														
CLE 10/25	W														
SF 11/1	W														
@MIN 11/8	L														
CHI 11/15	L														
@BAL 11/22	L														
@CIN 11/29	L														
ARI 12/6	L														
DET 12/13	W														
TB 12/17	W														
@SEA 12/27	W														
@SF 1/3	L														
Total	7-9	4/4	55	46	9	2.0	9.0	0	0	0	0	0	0	0	0

2014 ST. LOUIS RAMS

Game	W/L	P/S	T	S	A	Sk	Yds	Int	Yds	Lg	TD	PD	FF	FR	Yds
MIN 9/7	L	1/1	7	4	3	0.0	5	0	0	0	1	0	0	0	0
@TB 9/14	W	1/1	8	5	3	0.0	0	0	0	0	0	0	0	0	0
DAL 9/21	L	1/1	14	10	4	0.0	0	0	0	0	0	1	0	0	0
PHI 10/5	L	1/1	12	11	1	0.0	0	0	0	0	0	1	0	0	0
SF 10/13	L	1/1	7	7	0	0.0	0	0	0	0	0	0	0	0	0
SEA 10/19	W	1/1	10	6	4	0.0	0	0	0	0	0	0	0	0	0
@KC 10/26	L	1/1	11	5	6	0.0	0	0	0	0	0	0	0	0	0
@SF 11/2	W	1/1	10	4	6	0.0	0	0	0	0	1	0	0	0	0
@ARI 11/9	L	1/1	12	6	6	0.0	1	44	44	0	2	1	0	0	0
DEN 11/16	W	1/1	12	10	2	0.0	0	1	0	0	1	0	0	0	0
@SD 11/23	L	1/1	14	8	6	0.0	0	0	0	0	0	0	0	0	0
OAK 11/30	W	1/1	10	8	2	0.0	0	0	0	0	2	1	0	0	0
@WAS 12/7	W	1/1	7	3	4	0.0	0	0	0	0	2	0	0	0	0
ARI 12/11	L	1/1	11	5	6	0.0	0	0	0	0	2	0	0	0	0
NYG 12/21	L	1/1	13	11	2	0.0	0	0	0	0	0	0	0	0	0
@SEA 12/28	L	1/1	11	7	4	0.0	0	0	0	0	0	1	0	0	0
TOTAL	6-10	16/16	169	110	59	0.0	0	2	44	44	0	11	5	0	0

2013 ST. LOUIS RAMS

Game	W/L	P/S	T	S	A	Sk	Yds	Int	Yds	Lg	TD	PD	FF	FR	Yds
ARI 9/8	W	1/1	11	9	2	0.0	0	0	0	0	0	0	1	0	0
@ATL 9/15	L	1/1	9	8	1	0.0	0	0	0	0	0	2	0	0	0
@DAL 9/22	L	1/1	10	7	3	0.0	0	0	0	0	0	0	0	0	0
SF 9/26	L	1/1	11	9	2	0.0	0	0	0	0	0	0	0	1	0
JAC 10/6	W	1/1	7	6	1	0.0	0	0	0	0	0	0	1	0	0
@HOU 10/13	W	1/1	11	10	1	0.0	0	1	98t	98t	1	0	1	0	0
@CAR 10/20	L	1/1	7	6	1	0.0	0	0	0	0	0	0	0	0	0
SEA 10/28	L	1/1	3	2	1	0.0	0	0	0	0	0	0	0	0	0
TEN 11/3	L	1/1	7	6	1	0.0	0	0	0	0	0	1	0	0	0
@IND 11/10	W	1/1	6	5	1	0.0	0	0	0	0	0	1	0	0	0
CHI 11/24	W	1/1	15	10	5	0.0	0	0	0	0	0	0	0	0	0
@SF 12/1	L	1/1	12	9	3	0.0	0	0	0	0	0	0	0	1	0
@ARI 12/8	L	1/1	12	10	2	1.0	7	0	0	0	0	0	0	1	0
NO 12/15	W	1/1	13	10	3	0.0	0	0	0	0	0	1	0	0	0
TB 12/22	W	1/1	10	9	1	0.5	1.5	0	0	0	0	0	0	2	0
@SEA 12/29	L	1/1	11	8	3	0.0	0	0	0	0	0	1	0	0	0
TOTAL	7-9	16/16	155	124	31	1.5	8.5	1	98t	98t	1	7	7	7	0



83 | BRIAN QUICK

Position:	Wide Receiver
Ht./Wt.:	6-3/218
Birth Date:	6/5/89
College:	Appalachian State
Hometown:	Columbia, S.C.
Experience:	5th year (5th Rams)
Acquired:	D2A-2012

Career GP/GS (Playoffs): 57/19 (0/0)



TRANSACTIONS: Placed on reserve/injured (10/29/14)...selected by St. Louis in the second round (33rd overall) of the 2012 NFL Draft (4/27/12).

PRO: Fifth-year pro has played in 57 career games with 19 starts...tallied 80 career catches for 1,200 yards and 10 touchdowns in first four seasons.

2016 SEASON: Week 1 at San Francisco (9/12): Saw action at wide receiver...caught three passes for 23 yards...**Week 2 vs Seattle (9/18):** Caught one pass for eight yards. **Week 3 at Tampa Bay (9/25):** Caught two passes for 53 yards, including a 44-yard touchdown reception...caught the Los Angeles Rams first touchdown reception since Jermaine Ross in Week 16 of the 1994 season finale against Washington, in Anaheim Stadium...**Week 4 at Arizona (10/2):** Hauled in a 65-yard touchdown reception, which marked his second-consecutive game with a 45-plus yard receiving touchdown...marks the second longest reception of his career...added a four-yard touchdown reception...**Week 5 vs. Buffalo (10/9):** Recorded three catches for 51 yards...**Week 6 at Detroit (10/16):** Caught five passes for 61 yards.

2015 SEASON: vs. Tampa Bay (12/17): Started at wide receiver...**vs Chicago (11/15):** Made one catch for 37 yards.

2014 SEASON: Started six-of-seven games played before being placed on reserve/injured (10/29)...racked up 25 catches for 375 yards for new season-highs in both categories...**vs. Minnesota (9/7):** Started at wide receiver...caught a team-leading seven passes for 99 yards, setting new personal bests in receptions and receiving yards..**at Tampa Bay (9/14):** Started at wide receiver...led the team in receptions and receiving yards for the second consecutive game...tallied seven receptions for 74 yards...**vs. Dallas (9/21):** Started at wide receiver...notched his first touchdown of the season (fifth career) on a 51-yard reception from QB Austin Davis...marks the longest offensive play of the season for the Rams..**at Philadelphia (10/5):** Started at wide receiver...connected with QB Austin Davis on an 8 yard touchdown reception for his second touchdown of the season...added a 5 yard touchdown reception for his first multi-touchdown game of his career...has surpassed his touchdown totals from '12 and '13 with three touchdowns on the season and seven career...finished the game with a team-leading five receptions for 87 yards...**at Kansas City (10/26):** Started at wide receiver...caught one pass for 10 yards...left the game with an arm injury and did not return.

2013 SEASON: Played in 16 games with four starts...caught 18 passes for 302 yards, including a long of 73 yards and two touchdowns...**at Houston (10/13):** Hauled in his first touchdown of the season, a four yard reception, marks the third of his career...**at Carolina (10/20):** Caught two passes for a career high 97 yards, including a long of 73, the team's longest play from scrimmage this season...**at San Francisco (12/1):** Caught three passes for 41 yards, including a long of 29...caught a three-yard touchdown pass...marks his second touchdown of the year, fourth career.

2012 SEASON: Caught 11 passes for 156 yards and two touchdowns...**at Detroit (9/9):** Played in his first career game...**vs. Seattle (9/30):** Caught first NFL reception for 19 yards from QB Sam Bradford...**vs. Green Bay (10/21):** Hauled in two receptions for 31 yards, including a season-long 22-yard reception...**vs. New England (10/28):** Caught a career-long 39-yard reception from QB Kellen Clemens...**at San Francisco (11/11):** Earned his first NFL start...hauled in a 36-yard touchdown pass from QB Sam Bradford on the first drive of the game, the catch marked his first career touchdown...**vs. Minnesota (12/16):** Hauled in two receptions for 12 yards, including one four-yard touchdown catch.

COLLEGE: Started 36-of-54 games...caught 202 passes for 3,418 yards and 31 touchdowns...holds the school career-record with his 202 catches, topping the previous mark of 200 by DaVon Fowlkes (2001-04), as that total placed fifth on the Southern Conference all-time record chart...his 3,418 receiving yards set another ASU record, as he joined Rick Beasley (3,124; 1978-80) as the only Mountaineers to gain over 3,000 yards receiving for a career...one of only seven Southern Conference performers to reach 3,000 yards, finishing fourth in league annals...established a school record with 31 touchdown catches, breaking the old mark of 25 scoring grabs by Bob Agle (1965-68), as Quick joined Andre Roberts of The Citadel (37; 2006-09) and Terrell Hudgins of Elon (52; 2006-09) as the only conference players to record at least 30 touchdown catches in a career...His 1,096 receiving yards in 2011 rank fourth; 982 yards in 2009 rank sixth and 844 yards in 2010 rank 10th on the ASU season-record chart... Health Promotion major.

PERSONAL: Lettered in basketball at Ridge View (Columbia, S.C.) High School before lettering in football as a senior...made the most of his first year of organized football since Little League, coming up with 885 receiving yards and 11 touchdowns as a senior...participated in the prestigious Shrine Bowl of the Carolinas, after earning All-State, All-Region and All-Area gridiron selections, in addition to being named the team's offensive MVP...son of Shirley Quick and Jimmy Duncan...born Brian Rumeal Quick...resides in Columbia, South Carolina...participated in many community events, including the Taste of the NFL, Autism Speaks Family Fun Night, and the All-Community Team Ticket program - Quick's Pack.

BRIAN QUICK NFL STATISTICS

REGULAR SEASON

Year	Team	G/S	Receiving				Rushing				
			No	Yds	Avg	Lg	TD	Att	Yds	Avg	Lg
2012	RAMS	15/1	11	156	14.2	39	2	0	0	0	0
2013	RAMS	16/5	18	302	16.8	73	2	0	0	0	0
2014	RAMS	7/7	25	375	15.0	51t	3	0	0	0	0
2015	RAMS	13/2	10	102	10.2	37	0	0	0	0	0
2016	RAMS	6/4	16	265	16.6	65t	3	0	0	0	0
TOTALS		57/19	80	1,200	15.0	73	10	0	0	0	0

SINGLE GAME HIGHS

Receptions- 7, twice, last at Tampa Bay (9/14/14)
 Reception Yards- 99, vs. Minnesota (9/7/14)
 Touchdowns- 2, twice, last at Arizona (10/2/16)
 Longest Reception- 73, at Carolina (11/24/13)

BRIAN QUICK GAME-BY-GAME STATISTICS

2016 LOS ANGELES RAMS

Game	W/L	P/S	Receiving					Rushing				
			No	Yds	Avg	Lg	TD	Att	Yds	Avg	Lg	TD
@SF 9/12	L	1/0	3	23	7.7	15	0	0	0	0.0	0	0
SEA 9/18	W	1/1	1	8	8.0	0	0	0	0	0.0	0	0
@TB 9/25	W	1/0	2	53	26.5	44t	1	0	0	0.0	0	0
@ARI 10/2	W	1/1	2	69	34.5	65t	2	0	0	0.0	0	0
BUF 10/9	L	1/1	3	51	17.0	31	0	0	0	0.0	0	0
@DET 10/16	L	1/1	5	61	12.2	19	0	0	0	0.0	0	0
NYG 10/23	0/0	0/0	0	0	0.0	0	0	0	0	0.0	0	0
CAR 11/6	0/0	0/0	0	0	0.0	0	0	0	0	0.0	0	0
@NYJ 11/13	0/0	0/0	0	0	0.0	0	0	0	0	0.0	0	0
MIA 11/20	0/0	0/0	0	0	0.0	0	0	0	0	0.0	0	0
@NO 11/27	0/0	0/0	0	0	0.0	0	0	0	0	0.0	0	0
@NE 12/4	0/0	0/0	0	0	0.0	0	0	0	0	0.0	0	0
ATL 12/11	0/0	0/0	0	0	0.0	0	0	0	0	0.0	0	0
@SEA 12/15	0/0	0/0	0	0	0.0	0	0	0	0	0.0	0	0
SF 12/24	0/0	0/0	0	0	0.0	0	0	0	0	0.0	0	0
ARI 1/1/17	0/0	0/0	0	0	0.0	0	0	0	0	0.0	0	0
TOTALS	3-3	6/4	16	265	16.6	65t	3	0	0	0.0	0	0

2015 ST. LOUIS RAMS

Game	W/L	P/S	Receiving					Rushing				
			No	Yds	Avg	Lg	TD	Att	Yds	Avg	Lg	TD
SEA 9/13	W									Inactive		
@WASH 9/20	L									Inactive		
PIT 9/27	L									Inactive		
@ARI 10/4	W	1/0	0	0	0.0	0	0	0	0	0	0	0
@GB 10/11	L	1/0	1	10	10.0	10	0	0	0	0	0	0
CLE 10/25	W	1/0	0	0	0.0	0	0	0	0	0	0	0
SF 11/1	W	1/0	1	5	5.0	5	0	0	0	0	0	0
@MIN 11/8	L	1/0	1	-1	-1.0	-1	0	0	0	0	0	0
CHI 11/15	L	1/0	1	37	37.0	37	0	0	0	0	0	0
@BAL 11/22	L	1/0	0	0	0.0	0	0	0	0	0	0	0
@CIN 11/29	L	1/0	2	8	4.0	5	0	0	0	0	0	0
ARI 12/6	L	1/0	1	14	14.0	14	0	0	0	0	0	0
DET 12/13	W	1/0	0	0	0.0	0	0	0	0	0	0	0
TB 12/17	W	1/1	0	0	0.0	0	0	0	0	0	0	0
@SEA 12/27	0/0	0/0	0	0	0.0	0	0	0	0	0	0	0
@SF 1/3/16	0/0	0/0	0	0	0.0	0	0	0	0	0	0	0
TOTAL	6-8	11/1	7	73	10.4	37	0	0	0	0	0	0

2014 ST. LOUIS RAMS

Game	W/L	P/S	Receiving					Rushing				
			No	Yds	Avg	Lg	TD	Att	Yds	Avg	Lg	TD
MIN 9/7	L	1/1	7	99	14.1	23	0	0	0	0.0	0	0
@TB 9/14	W	1/1	7	74	10.6	16	0	0	0	0.0	0	0
DAL 9/21	L	1/1	2	62	31.0	51	1	0	0	0.0	0	0
@PHI 10/5	L	1/1	5	87	17.4	43	2	0	0	0.0	0	0
SF 10/13	L	1/0	1	10	10.0	10	0	0	0	0.0	0	0
SEA 10/19	W	1/1	2	33	16.5	19	0	0	0	0.0	0	0
@KC 10/26	L	1/1	1	10	10.0	10	0	0	0	0.0	0	0
@SF 11/2										Reserve/Injured		
@ARI 11/9										Reserve/Injured		
DEN 11/16										Reserve/Injured		
@SD 11/23										Reserve/Injured		
OAK 11/30										Reserve/Injured		
@WAS 12/7										Reserve/Injured		
ARI 12/11	T									Reserve/Injured		
NYG 12/21										Reserve/Injured		
@SEA 12/28										Reserve/Injured		
TOTAL	2-5	7/6	25	375	15.0	51t	3	0	0	0.0	0	0

2013 ST. LOUIS RAMS

Game	W/L	P/S	Receiving					Rushing				
			No	Yds	Avg	Lg	TD	Att	Yds	Avg	Lg	TD
ARI 9/8	W	1/0	1	16	16.0	16	0	0	0	0.0	0	0
@ATL 9/15	L	1/0	1	15	15.0	15	0	0	0	0.0	0	0
@DAL 9/22	L	1/0	1	7	7.0	7	0	0	0	0.0	0	0
SF 9/26	L	1/0	1	12	12.0	12	0	0	0	0.0	0	0
JAC 10/6	W	1/0	2	45	22.5	28	0	0	0	0.0	0	0
@HOU 10/13	W	1/1	1	4	4.0	4t	1	0	0	0.0	0	0
@CAR 10/20	L	1/1	2	97	48.5	73	0	0	0	0.0	0	0
SEA 10/28	L	1/0	0	0	0.0	0	0	0	0	0.0	0	0
TEN 11/3	L	1/0	2	30	15.0	20	0	0	0	0.0	0	0
@IND 11/10	W	1/1	0	0	0.0	0	0	0	0	0.0	0	0
CHI 11/24	W	1/0	2	19	9.5	16	0	0	0	0.0	0	0
@SF 12/1	L	1/0	3	41	13.7	29	1	0	0	0.0	0	0
@ARI 12/8	L	1/0	0	0	0.0	0	0	0	0	0.0	0	0
NO 12/15	W	1/0	0	0	0.0	0	0	0	0	0.0	0	0
TB 12/22	W	1/1	2	16	8.0	9	0	0	0	0.0	0	0
@SEA 12/29	L	1/0	0	0	0.0	0	0	0	0	0.0	0	0
TOTAL	7-9	16/4	18	302	16.8	73	2	0	0	0.0	0	0

2012 ST. LOUIS RAMS

Game	W/L	P/S	Receiving					Rushing				
			No	Yds	Avg	Lg	TD	Att	Yds	Avg	Lg	TD
@DET 9/9	L	1/0	0	0	0.0	0	0	0	0	0.0	0	0
WAS 9/16	W	1/0	0	0	0.0	0	0	0	0	0.0	0	0
@CHI 9/23	L									Inactive		
SEA 9/30	W	1/0	1	19	19.0	19	0	0	0	0.0	0	0
ARI 10/4	W	1/0	0	0	0.0	0	0	0	0	0.0	0	0
@MIA 10/14	L	1/0	1	1	1.0	1	0	0	0	0.0	0	0
GB 10/21	L	1/0	2	31	15.6	22	0	0	0	0.0	0	0
NE 10/28	L	1/0	1	39	39.0	39	0	0	0	0.0	0	0
@SF 11/11	T	1/1	1	36t	36.0	36t	1	0	0	0.0	0	0
NYJ 11/18	L	1/0	1	9	9.0	9	0	0	0	0.0	0	0
@ARI 11/25	W	1/0	0	0	0.0	0	0	0	0	0.0	0	0
SF 12/2	W	1/0	1	3	3.0	3	0	0	0	0.0	0	0
@BUF 12/9	W	1/0	1	6	6.0	6	0	0	0	0.0	0	0
MIN 12/16	L	1/0	2	12	6.0	8	1	0	0	0.0	0	0
@TB 12/23	W	1/0	0	0	0.0	0	0	0	0	0.0	0	0
@SEA 12/30	L	1/0	0	0	0.0	0	0	0	0	0.0	0	0
TOTALS	7-8-1	15/1	11	156	14.2	39	2	0	0	0.0	0	0



94 | ROBERT QUINN

Position:	Defensive End
Ht./Wt.:	6-4/264
Birth Date:	5/18/90
Hometown:	Ladson, S.C.
Experience:	6th year (6th Rams)
Acquired:	D1-2011

Career GP/GS (Playoffs): 75/58 (0/0)



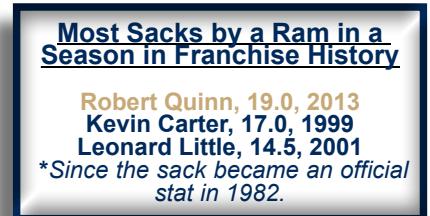
TRANSACTIONS: Re-signed with the Rams (9/13/14)...drafted in the first round (14th overall) in the 2011 NFL Draft by the St. Louis Rams.

PRO: Six-year pro has played in 75 games with 58 starts...named to the 2014 and 2015 Pro Bowls, earned team-captain honor in 2014...also earned First-Team All-Pro honors following the 2013 and 2014 seasons...named Pro Football Writers of America 2013 Defensive Player of the Year...notched 19.0 sacks during 2013 season, second-best in the NFL...2013 sack total set a new franchise record, topping Kevin Carter's 17.0 in 1999...posted career statistics of 203 tackles (129 solo), 52.0 sacks, seven passes defended, 18 forced fumbles and two fumble recoveries.



2016 SEASON: Week 1 at San Francisco (9/12): Started at defensive end...recorded four tackles (two solo)...**Week 2 vs Seattle (9/18):** Registered a strip-sack on Seattle QB Russell Wilson...also recorded one solo tackle...credited with four quarterback hurries. **Week 3 at Tampa Bay (9/25):** Recorded a strip-sack for a 10-yard loss on QB Jameis Winston...had two quarterback hurries and two quarterback pressures...Quinn sealed the win by tackling Winston on 10-yard scramble on the final play of the game, and now has a strip-sack in back-to-back games...since the start of the 2012 season, has forced 18 fumbles, the highest total in the NFL in that time frame...**Week 4 at Arizona (10/2):** Pressured the quarterback four times...contributed to a defense that has seven forced fumbles and three interceptions on the season...**Week 5 vs. Buffalo (10/9):** Declared inactive...**Week 6 at Detroit (10/16):** Declared inactive.

2015 SEASON: Notched 5.0 sacks in eight games before being placed on reserve/injured (12/17/15)...**vs. San Francisco (11/1):** Sacked QB Colin Kaepernick for five yards...also tallied two solo tackles and two passes defended...**at Green Bay (10/11):** Sacked QB Aaron Rodgers and made six tackles (five solo)...forced his league-leading third fumble of the season...**vs. Pittsburgh (9/27):** Recorded 1.0 sack for 11 yards and forced a fumble...leads the NFL in forced fumbles since 2013 with 14...also had one solo tackle...**at Washington (9/20):** Made five tackles (one solo) and forced a fumble...**vs. Seattle (9/13):** Started at defensive end...recorded 2.0 sacks for five yards...also made three tackles (two solo), two quarterback pressures and two hits on the quarterback.



2014 SEASON: Nominated to second-consecutive Pro Bowl and First-Team All-Pro honors...garnered 61 tackles (42 solo), 10.5 sacks, and led the team in forced fumbles with seven...marked third consecutive season with at least 10-plus sacks...finished the season with a team-leading 24 quarterback hits and second on the team with 37 quarterback pressures...**vs. Minnesota (9/7):** Tallied two tackles (one solo), two quarterback pressures and four hits on the quarterback...**at Tampa Bay (9/14):** Registered six tackles (four solo)...added two pressures and two hits on the quarterback...**vs. Seattle (10/19):** Recorded his first sack of the season on QB Russell Wilson...also made six tackles (four solo), two quarterback pressures and one hit on the quarterback...**at Kansas City (10/26):** Forced QB Alex Smith to fumble, marked his first forced fumble of the season...also had two sacks on Smith, in back-to-back plays...the last time Quinn posted sacks in back-to-back plays was against Seattle (10/28/13) when he took down QB Russell Wilson two times to end the half...marked his second consecutive game with a sack and first multi-sack game of the year...recorded six tackles (four solo, one quarterback hit and one pressure...**at San Francisco (11/2):** Registered 2.0 sacks on QB Colin Kaepernick...also forced Kaepernick to fumble and it was recovered by DE Eugene Sims, which helped set up the Rams' three-play scoring drive...marked his second consecutive game with 2.0 sacks and third consecutive game with a sack...also had four tackles (three solo)...**at Arizona (11/9):** Started at defensive end...notched a sack on QB Carson Palmer...marked his fourth consecutive game with at least 1.0 sack...also recorded five tackles (three solo), four quarterback pressures and one hit on the quarterback...**at San Diego (11/23):** Had one assisted tackle and a season-high six quarterback pressures...also recorded two hits on the quarterback and one pass defended...**vs. Oakland (11/30):** Recorded 3.0 sacks...marked his only 3.0 sack performance of the season and fifth career game with at least 3.0 sacks...his second sack was paired with a caused fumble, which was recovered by DE Chris Long...added a second forced fumble...also had five solo tackles...**at Washington (12/7):** Split a sack on QB Colt McCoy with LB James Laurinaitis and recorded a solo sack...to push his season total to 10.5 sacks this season and 45.0 for his career...notched three tackles (two solo), one pass defended and two forced fumbles...**vs. New York Giants (12/21):** Notched five tackles (four solo), two quarterback pressures and one hit on the quarterback.

2013 SEASON: Started 16 games...tallied 57 tackles (41 solo), 19.0 sacks, seven forced fumbles, two fumble recoveries...

named 2014 Pro Bowl captain, also earned First-Team All-Pro honors and Pro Football Writers of America Defensive Player of the Year...tallied five multi-sack games, including three contests in which he recorded 3.0 sacks...voted by teammates as the Daniel F. Reeves Award recipient, Rams' team award for most valuable player...**vs. Arizona (9/8)**: Put together an defensive performance featuring 3.0 sacks, tying his single game record...also forced two fumbles...added two assisted tackles in season opener...named defensive player of the week...**at Atlanta (9/15)**: Recorded five solo tackles, including three for loss...added 1.0 sack, his second consecutive game with a sack...**vs. San Francisco (9/26)**: Recorded two tackles (one solo)...added 1.0 sack...**at Houston (10/13)**: Tallied 1.0 sack, bringing his season total to 6.0...also forced one fumble...**at Carolina (10/20)**: Recorded 1.0 sack for a season total of 7.0...added five tackles (four solo)...**vs. Seattle (10/28)**: Notched 3.0 sacks for a season total of 10.0...added three tackles (one solo)...**at Indianapolis (11/10)**: Sacked Colts QB Andrew Luck twice for a total loss of 24 yards and a season total of 12.0 sacks...forced Luck to fumble, was recovered by DE Chris Long and returned 45 yards for a score...added two tackles (one solo)...**vs. Chicago (11/24)**: Sacked Bears QB Josh McCown, stripped the ball and returned the fumble 31 yards for a touchdown...marks first career touchdown...added five tackles (three solo) and seven quarterback pressures...**vs. New Orleans (12/15)**: Notched 2.0 sacks for a season total of 15.0...continues to lead the NFC in sacks...forced QB Drew Brees to fumble early in the second quarter...stripped Brees of the ball a second time and recovered the fumble...gives him an NFL-leading eight forced fumbles...marks his second fumble recovery of the season...added six tackles (four solo), including one for loss...tallied four quarterback pressures and three hits on Brees, including one that altered the pass and led to a T.J. McDonald interception in the first quarter...**vs. Tampa Bay (12/22)**: Recorded 3.0 sacks for a season total of 18.0...set a franchise record for most sacks in a single season surpassing Kevin Carter's 1999 record of 17.0...leads the NFL in sacks...marks his third game with 3.0 sacks this season...added three solo tackles, including one for loss...tallied two quarterback hits and one pressure on Tampa Bay's Mike Glennon...**at Seattle (12/29)**: Notched 1.0 sack for a season total of 19.0...added four tackles, including three for loss.

2012 SEASON: Finished second NFL season with 10.5 sacks, second among Rams...also second among Rams with 25 quarterback pressures and 17 quarterback hits...had 40 total tackles...**at Detroit (9/9)**: Recorded one sack for a loss of nine yards, marking the Rams' first sack of the season and the sixth of his career...tallied four tackles (three solo)...**vs. Washington (9/16)**: Posted one sack for a loss of nine yards, marking his second consecutive game with at least one sack...leads the Rams in sacks with two...added five tackles (three solo)...**vs. Seattle (9/30)**: Notched his third sack of the season after taking down QB Russell Wilson on a third down play in the fourth quarter for an 8-yard loss...led the Rams in sacks...added two solo tackles...**vs. Arizona (10/4)**: Posted a new career high in single-game sacks with three for a combined loss of 19 yards...forced a fumble in the fourth quarter to seal the Rams' 17-3 win, marking the Rams' first forced fumble of the season and the second of his career...finished first on the defensive line in tackles with six (two solo) and added one pass defensed...**vs. Green Bay (10/21)**: Started at right defensive end...sacked Packers' QB Aaron Rodgers for a four yard loss in Green Bay's opening drive, marked his seventh sack of the season and 12th career...also recorded one assisted tackle...**at San Francisco (11/11)**: Started at right defensive end...led the team with 1.5 sacks alongside rookie defensive tackle Michael Brockers...**at Buffalo (12/9)**: Started at right defensive end...recorded two tackles (one solo)...logged one sack for a loss of nine after taking down QB Ryan Fitzpatrick on the Bills' final drive of the game...**at Seattle (12/30)**: Started at right defensive end...pushed his season sack total to 10.5 after bringing down Seattle QB Russell Wilson for a loss of two yards...with the sack, he and fellow defensive lineman Chris Long became the first pair of Rams to record double-digit sack numbers in a single season since Grant Wistrom and Kevin Carter generated 11 and 10 sacks, respectively, in 2000...also recorded two assisted tackles.

2011 SEASON: Tallied five sacks in rookie campaign...also made 20 tackles (nine solo)...**at New York Giants (9/19)**: Made his NFL debut, seeing action on defense and special teams...sacked Giant's QB Eli Manning for a loss of eight yards...recorded two tackles (one solo)...**vs. New Orleans (10/30)**: Played on defense and special teams...blocked a Thomas Morstead punt to give St. Louis the ball at the New Orleans 15-yard line and set up a touchdown run by Steven Jackson two plays later...also recorded



second sack of the season...made one solo tackle on defense and caused one fumble...**at Arizona (11/6)**: Played on defense and special teams...tallied his third sack of the season when he dropped QB John Skelton for a loss of nine yards...second consecutive game with a sack...**vs. Seattle (11/20)**: Saw action on defense and special teams...recorded his fourth sack of the season when he dropped QB Tarvaris Jackson...also partially deflected a punt in the first quarter...**vs. Arizona (11/27)**: Saw action on defense and special teams...notched his fifth sack of the season...marked back-to-back games with at least one sack for the second time of the season...**vs. Cincinnati (12/18)**: Made his first NFL start at right defensive end...partially blocked a punt in the second quarter that traveled just 21 yards...marked the third time this season he has deflected or blocked a punt.

PERSONAL: Attended Fort Dorchester High School (Ladson, S.C.)...senior season was shortened, but had 54 tackles with five sacks, 10 TFL and 21 quarterback hurries before surgery...member of South Carolina's Shrine Bowl team and the U.S. Army All-American Game...All-American choice by SuperPrep and Tom Lemming...member of the Atlanta Journal-Constitution Super Southern 100...ranked the seventh-best player in South Carolina by SuperPrep... rated the 11th-best defensive end in the country by ESPN.com...rated a four-star prospect by Rivals.com, as that recruiting service listed him as the 18th-best strong-side defensive end in the country, and the 10th-best recruit in the state of South Carolina... given a four-star rating by Scout.com, who ranked him as the 19th-best defensive end in the country... three-time defending state heavyweight champion for the Fort Dorchester wrestling squad...son of Maria and James Quinn...nickname is "El Roy"...participated in many community events, including Rob Quinn's Pro's Strike for Africa Bowling Event, Make-A-Wish Celebrity Server Dinner, Urban League Turkey Distribution, Ronald McDonald House Charities and Big Plays Little Wishes to benefit Big Brothers Big Sisters.

ROBERT QUINN NFL STATISTICS

Year	Team	REGULAR SEASON														
		Tackles			Interceptions				Fumbles			PD	FF	FR	Yds	
		G/S	Total	Solo	Asst	Sk	Yds	Int	Yds	Lg	TD					
2011	RAMS	15/1	20	9	11	5.0	35	0	0	0	0	2	0	0	0	
2012	RAMS	16/14	40	21	19	10.5	61	0	0	0	0	1	1	0	0	
2013	RAMS	16/16	57	41	16	19.0	145	0	0	0	0	7	2	33		
2014	RAMS	16/16	61	42	19	10.5	73	0	0	0	0	4	5	0	0	
2015	RAMS	8/7	19	12	7	5.0	23	0	0	0	0	3	3	0	0	
2016	RAMS	4/4	6	4	2	2.0	17.0	0	0	0	0	0	2	0	0	
Total		75/58	203	129	74	52.0	354	0	0	0	0	10	18	2	33	

SINGLE GAME HIGHS
 Total Tackles – 6, many times, last at Green Bay (10/11/15)
 Solo Tackles – 5, four times, last at Green Bay (10/11/15)
 Sacks – 3.0, many times, last vs. Oakland (11/30/14)

ROBERT QUINN GAME-BY-GAME STATISTICS

2016 LOS ANGELES RAMS															
Game	W/L	P/S	T	S	A	Sk	Yds	Int	Yds	Lg	TD	PD	FF	FR	Yds
@SF 9/12*	L	1/1	4	2	2	0.0	0	0	0	0	0	0	0	0	0
SEA 9/18	W	1/1	1	1	0	1.0	7	0	0	0	0	0	1	0	0
@TB 9/25	W	1/1	1	1	0	1.0	10	0	0	0	0	0	1	0	0
@ARI 10/2	W	1/1	0	0	0	0.0	0	0	0	0	0	0	0	0	0
BUF 10/9	L														
@DET 10/16	L					Inactive									
NYG 10/23		0/0	0	0	0	0.0	0	0	0	0	0	0	0	0	0
CAR 11/6		0/0	0	0	0	0.0	0	0	0	0	0	0	0	0	0
@NYJ 11/13		0/0	0	0	0	0.0	0	0	0	0	0	0	0	0	0
MIA 11/20		0/0	0	0	0	0.0	0	0	0	0	0	0	0	0	0
@NO 11/27		0/0	0	0	0	0.0	0	0	0	0	0	0	0	0	0
@NE 12/4		0/0	0	0	0	0.0	0	0	0	0	0	0	0	0	0
ATL 12/11		0/0	0	0	0	0.0	0	0	0	0	0	0	0	0	0
@SEA 12/15		0/0	0	0	0	0.0	0	0	0	0	0	0	0	0	0
SF 12/24		0/0	0	0	0	0.0	0	0	0	0	0	0	0	0	0
ARI 11/17		0/0	0	0	0	0.0	0	0	0	0	0	0	0	0	0
TOTALS	3-3	4/4	6	4	2	2.0	17	0	0	0	0	0	2	0	0

2015 ST. LOUIS RAMS															
Game	W/L	P/S	T	S	A	Sk	Yds	Int	Yds	Lg	TD	PD	FF	FR	Yds
SEA 9/13	W	1/1	3	2	1	2.0	5	0	0	0	0	0	0	0	0
@WASH 9/20	L	1/1	5	1	4	0.0	0	0	0	0	0	0	0	1	0
PIT 9/27	L	1/1	1	1	0	1.0	11	0	0	0	0	0	0	1	0
@ARI 10/4	W	1/1	2	1	1	0.0	0	0	0	0	0	0	0	1	0
@GB 10/11	L	1/1	6	5	1	1.0	2	0	0	0	0	0	0	1	0
CLE 10/25	W	1/1	0	0	0	0.0	0	0	0	0	0	0	0	0	0
SF 11/1	W	1/1	2	2	0	1.0	5	0	0	0	0	0	0	2	0
@MIN 11/8	L	0/0				Inactive									
CHI 11/15	L	1/0	0	0	0	0.0	0	0	0	0	0	0	0	0	0
@BAL 11/22	L	0/0				Inactive									
@CIN 11/29	L	0/0				Inactive									
ARI 12/6	L	0/0				Inactive									
DET 12/13	W	0/0				Reserve/Injured									
TB 12/17	W	0/0	0	0	0	0.0	0	0	0	0	0	0	0	0	0
@SEA 12/27	0/0	0/0	0	0	0	0.0	0	0	0	0	0	0	0	0	0
@SF 1/3/16	0/0	0/0	0	0	0	0.0	0	0	0	0	0	0	0	0	0
TOTAL	6-8	8/7	19	12	7	5.0	23	0	0	0	0	3	3	0	0

2014 ST. LOUIS RAMS															
Game	W/L	P/S	T	S	A	Sk	Yds	Int	Yds	Lg	TD	PD	FF	FR	Yds
MIN 9/7	L	1/1	2	1	1	0.0	0	0	0	0	0	0	0	0	0
@TB 9/14	W	1/1	6	4	2	0.0	0	0	0	0	0	0	0	0	0
DAL 9/21	L	1/1	4	3	1	0.0	0	0	0	0	0	0	0	0	0
@PHI 10/5	L	1/1	3	3	0	0.0	0	0	0	0	0	0	0	0	0
SF 10/13	L	1/1	6	4	2	0.0	0	0	0	0	0	0	0	0	0
SEA 10/19	W	1/1	6	4	2	1.0	7.0	0	0	0	0	0	0	0	0
@KC 10/26	L	1/1	6	4	2	2.0	8.0	0	0	0	0	0	1	0	0
@SF 11/2	W	1/1	4	3	1	1.0	18	0	0	0	0	1	0	0	0
@ARI 11/9	L	1/1	5	3	2	1.0	4	0	0	0	0	0	0	0	0
DEN 11/16	W	1/1	1	0	1	0.0	0	0	0	0	2	0	0	0	0
@SD 11/23	L	1/1	1	0	1	0.0	0	0	0	0	1	0	0	0	0
OAK 11/30	W	1/1	5	5	0	3.0	24.0	0	0	0	0	0	2	0	0
@WAS 12/7	W	1/1	3	2	1	1.5	12.0	0	0	0	1	1	0	0	0
ARI 12/11	L	1/1	3	1	2	0.0	0	0	0	0	0	0	0	0	0
NYG 12/21	L	1/1	5	4	1	0.0	0	0	0	0	0	0	0	0	0
@SEA 12/28	L	1/1	1	1	0	0.0	0	0	0	0	0	0	0	0	0
TOTAL	6-10	16/16	61	42	19	10.5	73.0	0	0	0	4	5	0	0	0

2013 ST. LOUIS RAMS															
Game	W/L	P/S	T	S	A	Sk	Yds	Int	Yds	Lg	TD	PD	FF	FR	Yds
ARI 9/8	W	1/1	2	0	2	3.0	17	0	0	0	0	0	2	0	0
@ATL 9/15	L	1/1	5	5	0	1.0	10	0	0	0	0	0	0	0	0
@DAL 9/22	L	1/1	4	2	2	0.0	0	0	0	0	0	0	0	1	0
SF 9/26	L	1/1	2	1	1	1.0	8	0	0	0	0	0	0	0	0
JAC 10/6	W	1/1	3	2	1	0.0	0	0	0	0	0	0	0	0	0
@HOU 10/13	W	1/1	0	0	0	1.0	7	0	0	0	0	0	0	1	0
@CAR 10/20	L	1/1	5	4	1	1.0	11	0	0	0	0	0	0	0	0
SEA 10/28	L	1/1	3	1	2	3.0	21	0	0	0	0	0	0	0	0
TEN 11/3	L	1/1	6	5	1	0.0	0	0	0	0	0	0	0	0	0
@IND 11/10	W	1/1	1	1	0	2.0	24	0	0	0	0	0	1	0	0
CHI 11/24	W	1/1	5	3	2	1.0	8	0	0	0	0	0	1	1	31t
@SF 12/1	L	1/1	3	2	1	0.0	0	0	0	0	0	0	0	0	0
@ARI 12/8	L	1/1	5	5	0	0.0	0	0	0	0	0	0	0	0	0
NO 12/15	W	1/1	6	4	2	2.0	16	0	0	0	0	0	1	1	2
TB 12/22	W	1/1	3	3	0	3.0	20	0	0	0	0	0	0	0	0
@SEA 12/29	L	1/1	4	3	1	1.0	3	0	0	0	0	0	0	0	0
TOTAL	7-9	16/16	57	41	16	19.0	145	0	0	0	0	7	2	33	0

2012 ST. LOUIS RAMS															
Game	W/L	P/S	T	S	A	Sk	Yds	Int	Yds	Lg	TD	PD	FF	FR	Yds
@DET 9/9	L	1/1	4	3	1	1.0	9	0	0	0	0	0	0	0	0
WAS 9/16	W	1/1	5	3	2	1.0	9	0	0	0	0	0	0	0	0
@CHI 9/23	L	1/1	3	2	1	0.0	0	0	0	0	0	0	0	0	0
SEA 9/30	W	1/1	2	2	0	1.0	8	0	0	0	0	0	0	0	0
ARI 10/4	W	1/1	6	2	4	3.0	19	0	0	0	1	1	0	0	0
@MIA 10/14	L	1/1	1	0	1	0.0	0	0	0	0	0	0	0	0	0
GB 10/21	L	1/1	1	0	1	1.0	4	0	0	0	0	0	0	0	0
NE 10/28	L	1/1	3	3	0	0.0	0	0	0	0	0	0	0	0	0
@SF 11/11	T	1/1	0	0	0	1.5	1	0	0	0	0	0	0	0	0
NYJ 11/18	L	1/1	4	2	2	0.0	0	0	0	0	0	0	0	0	0
@ARI 11/25	W	1/1	0	0	0	0.0	0	0	0	0	0	0	0	0	0
SF 12/2	W	1/0	0	0	0	0.0	0	0	0	0	0	0	0	0	0
@BUF 12/9	W	1/1	2	1	1	1.0	9	0	0	0	0	0	0	0	0
MIN 12/16	L	1/0	3	1	2	0.0	0	0	0	0	0	0	0	0	0
@TB 12/23	W	1/1	4	2	2	0.0	0	0	0	0	0	0	0	0	0
@SEA 12/30	L	1/1	2	0	2	1.0	2	0	0	0	0	0	0	0	0
TOTALS	7-8-1	16/14	40	21	19	10.5	61	0	0	0	1	1	0	0	0


2011 ST. LOUIS RAMS															
Game	W/L	P/S	T	S	A	Sk	Yds	Int	Yds	Lg	TD	PD	FF	FR	Yds
PHI 9/11	L					Inactive									
@NYG 9/19	L	1/0	2	1	1	1.0	8.0	0	0	0	0	0	0	0	0
BAL 9/25	L	1/0	0												



34 | CHASE REYNOLDS

Position: Running Back
Ht./Wt.: 6-0/205
Birth Date: 6/5/89
College: Montana
Hometown: Drummond, Mont.
Experience: 4th year (4th Rams)
Acquired: FA-2012

Career GP/GS (Playoffs): 49/0 (0/0)



TRANSACTIONS: Signed a future/reserve contract with St. Louis (1/2/12)...spent time on the Rams practice squad during the 2011 and 2012 seasons...signed by St. Louis (8/18/11)...released by the Seattle Seahawks (8/14/11)...signed by Seattle as an unrestricted free agent (8/2/11).

PRO: Played in 49 career games...a key special teams contributor has registered 29 tackles in three seasons.

2016 SEASON: Week 1 at San Francisco (9/12): Saw action on special teams...tallied two tackles...**Week 2 vs Seattle (9/18):**

Took significant snap on special teams. **Week 3 at Tampa Bay (9/25):** Took a majority of the special teams reps, while recording two solo tackles...**Week 4 at Arizona (10/2):** Recorded two special teams tackles...**Week 5 vs. Buffalo (10/9):** Recorded a tackle on special teams...**Week 6 at Detroit (10/16):** Recored a tackle on special teams for the third straight game.

2015 SEASON: Played in 12 games and made four special teams tackles...**vs. Detroit (12/13):** Saw action on special teams and made one tackle...**vs Chicago (11/15):** Saw action on special teams and made one tackle...**vs. San Francisco (11/1):** Saw action on special teams and made one tackle.

2014 SEASON: Played in 15 games...finished the season with a team-leading 19 special teams tackles...recorded two special teams tackles in seven games (at Seattle, at Arizona, at San Francisco, vs. Seattle, vs. Dallas, at Tampa Bay, vs. Minnesota).

2013 SEASON: Played in 16 games...saw most action on special teams...tallied six special teams tackles... **vs Arizona (9/8):** Saw first NFL action on special teams...**at Atlanta (9/15):** Saw action on special teams...recorded one tackle.

COLLEGE: Led the Big Sky conference at Montana with seven 100-yard rushing games, including a career-high 241 yards (the second most in single-game history) against Weber State...set a school record with 321 rushing attempts...accumulated 144 points, breaking the record of 138 that he had set the previous season... also set a Grizzly record by scoring 24 total touchdowns, surpassing the mark of 23 he had set the year before...was a first team All-Big Sky selection...in 2009, rushed for 1,501 yards, and scored 22 rushing touchdowns, tying his record from 2008 season.

PERSONAL: Married to Mrs. Montana 2011, Kila Reynolds...the couple has three children, son Talen, and daughters Peyton and Tenley...participated in many community events, including Make-A-Wish Celebrity Server Dinner, American Cancer Society Crucial Catch Survivor Reception Host, Motion for Kids Holiday Party, and the Jack & J.T. Snow Research Foundation Easter Egg Hunt...also coaches football, basketball and baseball for the Mid Rivers Eagles, a part of the St. Peter's Athletic Association.

CHASE REYNOLDS NFL STATISTICS

REGULAR SEASON

Year	Team	G/S	ST Tackles
2013	RAMS	16/0	6
2014	RAMS	15/0	19
2015	RAMS	12/0	4
2016	RAMS	6/0	4
TOTALS		49/0	33



65 | DEMETRIUS RHANEY

Position:	Offensive Lineman
Ht./Wt.:	6-2/301
Birth Date:	6/22/92
College:	Tennessee State
Hometown:	Ft. Lauderdale, Fla.
Experience:	2nd year (2nd Rams)
Acquired:	D7D-2014

Career GP/GS (Playoffs):22/1 (0/0)



TRANSACTIONS: Placed on reserve/injured (8/26/14)...selected by the Rams in the seventh round (250th overall) of the 2014 NFL Draft (5/10/14).

2016 SEASON: **Week 1 at San Francisco (9/12):** Saw action on special teams...**Week 2 vs Seattle (9/18):** Saw action on special teams...**Week 3 at Tampa Bay (9/25):** Saw action on special teams...**Week 4 at Arizona (10/2):** Took some special teams reps...**Week 5 vs. Buffalo (10/9):** Saw action on special teams...**Week 6 at Detroit (10/16):** Saw action on special teams.

2014 SEASON: Placed on Rams' reserve/injured list (8/6).

COLLEGE: Started 22 games for the Big Blue after transferring from Ellsworth Community College...impressed in the bench press, recording 24 reps and also hopped 29 inches in the vertical jump...at close to 300 pounds, he excelled at the TSU Pro Day as he clocked a 4.89 in the 40-yard dash and a shuttle time of 4.72...played in all 12 games in 2013, starting 11 at center...part of a frontline duo that helped earn an at-large berth to the FCS Playoffs and blocked for Tim Broughton who rushed for 1,146 yards (25th-most nationally) and six touchdowns...also protected a quarterback duo that combined for 26 passes touchdowns and only four interceptions...competed two seasons for Coach Mike Virden at Ellsworth CC and was named All-Region as a freshman...ranked as the No. 9 offensive guard in the country by 247Sports...named to the Midwest Football All-Conference team as a sophomore...garnered interest from several schools including Minnesota, USF and Kansas...offered by Delaware State, Alabama State, Texas Southern, Eastern Illinois and Bowling Green.

PERSONAL: Played football at Academy High in Coral Springs, Fla., before moving to Stranahan High to play for Joe Redmond...won the shot put event at the Florida High School 3A District 15 championships...son of Ronnie Rhaney...enjoys fishing...his parents and grandparents inspired him to play football...plays the game with a chip on his shoulder following the loss of his mother and grandmother...obtained his associate's degree from Ellsworth Community College...participated in many community events, including the 6th Annual Playground Build at Marygrove, St. Louis Rams Training Academy Youth Camp and the United Way Kickoff for Charity Luncheon.

RHANEY'S Games Played-Starts: RAMS: 2016 (6/0), 2015 (16/1). **TOTALS (22/1).**



73 | GREG ROBINSON

Position:	Offensive Lineman
Ht./Wt.:	6-5/332
Birth Date:	10/21/92
College:	Auburn
Hometown:	Thibodaux, La.
Experience:	3rd year (3rd Rams)
Acquired:	D1A'2014

Career GP/GS (Playoffs): 38/34 (0/0)



TRANSACTIONS: Selected by the Rams in the first round (2nd overall) of the 2014 NFL Draft (5/8/14).

2016 SEASON: Week 1 at San Francisco (9/12): Started at left tackle and played on all 61 offensive snaps...**Week 2 vs Seattle (9/18):** Started at left tackle and played on all 62 offensive snaps. **Week 3 at Tampa Bay (9/25):** Started at left tackle and played all 65 offensive snaps...helped seal the edge for RB Todd Gurley to find the end zone twice...**Week 4 at Arizona (10/2):** Started at tackle and played on all 59 offensive snaps...**Week 5 vs. Buffalo (10/9):** Started at left tackle...**Week 6 at Detroit (10/16):** Started at left tackle...helped block for the offense to notch 23 first downs.

2015 SEASON: Started at left tackle in 14 contests...**vs. Tampa Bay (12/17):** Started at left tackle...helped block for 319 yards of total offense and four touchdowns...**vs. Detroit (12/13):** Started at left tackle...opened up holes for RB Todd Gurley to rush for 140 yards and two touchdowns...**vs. Arizona (12/6):** Started at left tackle...**vs. San Francisco (11/1):** Started at left tackle and blocked for RB Todd Gurley who ran for over 125 yards for the fourth straight game...**vs. Cleveland (10/25):** Started at left tackle and helped the running game produce 158 yards on the ground...**at Arizona (10/4):** Started at left tackle...blocked for RB Todd Gurley's first career 100-yard rushing game...**at Washington (9/20):** Started at left tackle...**vs. Seattle (9/13):** Started at left tackle... part of an offensive line that helped produce 352 yards of total offense.

2014 SEASON: Played in all 16 games, started 12...started at left tackle for both of RB Tre Mason's 100-yard rushing performances...**vs. Minnesota (9/7):** Played in first NFL game...saw action along the offensive line.**vs. San Francisco (10/13):** Made his first NFL start...**vs. Seattle (10/19):** Started at left guard...helped block for QB Austin Davis to go without a sack...**at San Francisco (11/2):** Started at left tackle and played all offensive snaps...**vs. Denver (11/16):** Started at left tackle...part of an offensive line that helped open up running lanes for RB Tre Mason to rush for 113 yards on 29 carries...**vs. Oakland (11/30):** Started at left tackle...part of an offensive line that helped put up six offensive touchdowns...**at Washington (12/7):** Started at left tackle...helped block for the offense to put up 329 yards.

COLLEGE: Selected All-American Dream Team by The NFL Draft Report, as that scouting information service rated him the second-best overall prospect in the 2014 draft class...added Associated Press All-Southeastern Conference first-team honors in 2013...started all 26 games that he played in at Auburn University, manning the demanding left offensive tackle position among the 64 touchdown runs recorded by the Tigers the last two years...notched 38 touchdown-resulting blocks, added 292 key blocks/knockdowns...started all 14 games at left offensive tackle in 2013, leading the nation with 25 touchdown-resulting blocks for a ground game that scored 48 times...was a major reason the Tigers led the nation in rushing with 4,596 yards, as he cleared rush lanes used by a pair of 1,000-yard runners, as Tre Mason amassed 1,816 and Nick Marshall totaled 1,068...only the third time in school history that the Tigers featured multiple 1,000-yard rushers in the same season...named to the Southeastern Conference Honor Roll while earning his first varsity letter in 2012...the red-shirt freshman took over starting duties at left offensive tackle during the 2012 season...Red-shirt freshman in 2011.

PERSONAL: Attended Thibodaux (La.) High School, playing for head coach Lenny Ford as a freshman and then for head coach Denny Lorio...competed as a defensive tackle until his junior year, shifting to offensive guard as a junior...in his first season on offense, he earned All-Southern honors from the Orlando Sentinel, All-State recognition and was regarded as the premier blocker in the Class 5A-District VIII ranks...the Tigers rushed for 26 scores in 2009, as Robinson delivered 19 touchdown-resulting blocks from the offensive guard position...during the 2010 campaign, Robinson collected 146 knockdowns and 20 touchdown-resulting blocks...rated the second-best offensive guard in the nation, the fourth-best player in the state of Louisiana and the 90th-best prospect in the nation while earning a four-star prospect grade from Rivals.com...also received a four-star grade from Scout.com, as that recruiting service regarded him as the seventh-best offensive guard in the prep ranks...ESPN placed him 10th on their elite guard prospects chart...earned Super Prep All-American first-team honors, as that service rated him 20th overall among all offensive line positions...also a member of the Mobile Press-Register's Super Southeast 120 team, along with earning berths on the Prep Star Dream Team, MaxPreps Top 100 squad...made the Orlando Sentinel's All-Southern Team as a first-team selection for the second consecutive year...majored in Public Administration...son of Rhonda Robinson and the late Greg Blackledge...resides in Thibodaux, Louisiana...has participated in many community events, including the 6th Annual Playground Build at Marygrove, St. Louis Rams Training Academy Youth Camp, United Way Kickoff for Charity Luncheon and the All-Community Team Ticket program - Greg's Great Gang...Robinson spent his offseason in St. Louis hosting local youth groups at Dave & Buster's.


ROBINSON'S Games Played-Starts: RAMS: 2016 (6/6), 2015 (14/14), 2014 (16/12) **TOTALS: (38/34).**



76 | RODGER SAFFOLD III

Position:	Guard
Ht./Wt.:	6-5/332
Birth Date:	6/6/88
College:	Indiana
Hometown:	Bedord, Ohio
Experience:	7th year (7th Rams)
Acquired:	D2-2010

Career GP/GS (Playoffs): 74/71 (0/0)



TRANSACTIONS: Selected by the Rams in the second round (33rd) of the 2010 NFL Draft (4/23/10).

PRO: Seventh-year pro has played in 74 career games with 71 starts...versatile lineman has started at right tackle, left tackle, left guard and right guard.

2016 SEASON: Week 1 at San Francisco (9/12): Started at left guard and played on all 61 offensive snaps...**Week 2 vs Seattle (9/18):** Started at left guard and played on all 62 offensive snaps...**Week 3 at Tampa Bay (9/25):** Started at left guard and played all 65 offensive snaps...opened up a running lane for RB Todd Gurley to rush for two touchdowns...**Week 4 at Arizona (10/2):** Started at left guard and played on all 59 offensive snaps...**Week 5 vs. Buffalo (10/9):** Started at left guard and played on all 67 offensive snaps...**Week 6 at Detroit (10/16):** Started at left guard...helped block for the offense to produce three touchdowns.

2015 SEASON: Started in five games before going on reserve/injured (10/15)...**at Arizona (10/4):** Part of an offensive line that helped produce 164 rushing yards...**vs. Seattle (9/13):** Helped block for QB Nick Foles on his way to 297 passing yards and a rushing touchdown.

2014 SEASON: Started 16 games...saw action at both tackle and guard positions... **at Tampa Bay (9/14):** Started at left guard...part of an offensive line that helped produce 20 first downs...**vs. Dallas (9/21):** Started at left guard...helped block for an offense that produced 448 total yards...**vs. Seattle (10/19):** Started at right guard...part of an offensive line that blocked for three offensive touchdowns...**vs. Denver (11/16):** Started at left guard...helped block for the offense to register a 100-yard rusher and 100-yard receiver...**vs. Oakland (11/30):** Started at left guard...part of an offensive line that helped the offense score 38 points in the first half, which is tied for second-most in franchise history...**at Washington (12/7):** Started at left guard...part of an offensive line that helped protect QB Shaun Hill to throw two touchdowns and register a 133.3 quarterback rating...**at Seattle (12/28):** Started at left guard and played at right tackle.

2013 SEASON: Played in 12 games with nine starts...started three games at right tackle, five at right guard and one at left tackle...**vs. Arizona (9/8):** Started at right tackle...part of an offensive line that helped block for QB Sam Bradford allowing him to throw for 299 yards and two touchdowns...**vs. Seattle (10/28):** Saw action on offense...part of an offensive line that helped block for RB Zac Stacy to rush for 134 yards...**vs. Tennessee (11/3):** Saw action at right tackle...helped block for RB Zac Stacy rush for his second consecutive 100-yard game...**at Indianapolis (11/10):** Marked his first career start at right guard...helped block for the Rams' backs to run for 140 yards, the team's third straight 100 yard rushing game...**vs. Chicago (11/24):** Started at right guard...part of an offensive line that helped block for the Rams rushing corps to run for 258 yards, the team's highest singlegame total this season...**vs. New Orleans (12/15):** Started at right guard...part of an offensive line that did not allow a sack...**vs. Tampa Bay (12/22):** Started at right guard...moved to left tackle for Jake Long who left in the first quarter with an injury...helped block for two rushing touchdowns.

2012 SEASON: Started 10 games at left tackle, including the final eight of the season...helped RB Steven Jackson reach 1,000 yards for the eighth straight season...**at San Francisco (11/11):** Started at left tackle...helped the Rams put up 458 total yards on offense...**at Arizona (11/25):** Started at left tackle...helped RB Steven Jackson notch 139 yards on the ground...**vs. Minnesota (12/16):** Started at left tackle...part of an offensive line that helped RB Steven Jackson eclipse 10,000 rushing yards...**at Tampa Bay (12/23):** Started at left tackle...part of an offensive line that allowed QB Sam Bradford time to throw an 80-yard touchdown to TE Lance Kendricks, the longest pass of Bradford's career...**at Seattle (12/30):** Started at left tackle...part of an offensive line that allowed zero sacks on QB Sam Bradford.

2011 SEASON: vs. Eagles (9/11): Started at left tackle...**at New York Giants (9/19):** Started at left tackle...helped block for the offense to collect five passes of 20-plus yards...**vs. Baltimore (9/25):** Started at left tackle...**vs. Washington (10/2):** Started at left tackle...**at Green Bay (10/16):** Started at left tackle...**at Dallas (10/23):** Started at left tackle...**vs. New Orleans (10/30):** Started at left tackle...helped block for the offense to gain 323 total yards...**at Arizona (11/6):** Started at left tackle...helped block for RB Steven Jackson to rush for over 100 yards the second consecutive week...**at Cleveland (11/13):** Started at left tackle...left the game in the third quarter with a head injury...placed on reserve/injured list (11/19).

2010 SEASON: Named All-Rookie by Pro Football Weekly and the Pro Football Writers of America...finished the season as the only NFL rookie to start all of his team's games at left tackle this season...allowed only three sacks in 590 pass attempts according to Statspass.com...part of an offensive line that helped RB Steven Jackson surpass the 1,000-yard mark for a sixth consecutive season.

COLLEGE: Started 41 of 42 games at Indiana...while in the starting lineup the Hoosiers rushed over 100 yards in 29 games...in last two years, registered 171 knockdowns and 20 touchdown-resulting blocks...Indiana scored 29 times on the ground when in lineup.

PERSONAL: Two-way lineman at Bedford (Oh.) High School...rated a two-star prospect by Rivals.com...earned first team All-Lake Erie League, All-District and honorable mention All-State honors as a senior...played in 2006 Ohio North-South All-Star game...father played football at the University of Iowa...public affairs management major...born Rodger P. Saffold III...participated in several community events, including Make-A-Wish Celebrity Server Dinner, Taste of the NFL, Urban League Turkey Distribution, Financial Football Show-Me Showdown at UMSL and the All-Community Team Ticket program - Spirit of 76.

SAFFOLD'S Games Played-Starts: RAMS: 2016 (6/6), 2015 (5/5), 2014 (16/16), 2013 (12/9), 2012 (10/10), 2011 (9/9), 2010 (16/16) **Totals: (74/71).**



97 | EUGENE SIMS

Position:	Defensive End
Ht./Wt.:	6-6/265
Birth Date:	3/18/86
College:	West Texas A&M
Hometown:	Hattiesburg, Miss.
Experience:	7th year (7th Rams)
Acquired:	D6B-2010

Career GP/GS (Playoffs): 89/14 (0/0)



TRANSACTIONS: Signed two-year contract extension (9/3/13)...drafted in the sixth round (189th overall) in the 2010 NFL Draft by the St. Louis Rams.

PRO: Seventh-year pro has played in 89 games with 14 starts...has seen action on defense and special teams...collected 146 career tackles (75 solo), 8.5 sacks, one interception and four passes defended in his first five years...has totaled 20 career special teams tackles.

2016 SEASON: Week 1 at San Francisco (9/12): Saw action at defensive end...made four tackles (one solo)...**Week 2 vs Seattle (9/18):** Recorded three tackles (two solo). **Week 3 at Tampa Bay (9/25):** Recorded a tackle...**Week 4 at Arizona (10/2):** Tallied four solo tackles, and assisted on a sack...recovered a fumble, the second of his career...**Week 5 vs. Buffalo (10/9):** Made his first start of the season at defensive end...recorded three tackles (one solo)...**Week 6 at Detroit (10/16):** Started at defensive end and recorded a tackle.

2015 SEASON: Played in 11 games with seven starts...notched 33 tackles (13 solo) and 1.0 sack...**vs. Tampa Bay (12/17):** Started at defensive end and made two solo tackles...credited with three quarterback pressures and two quarterback hits...**vs. Arizona (12/6):** Started at defensive end and made four tackles (two solo)...**at Cincinnati (11/29):** Started at defensive end and made four tackles...credited with three quarterback pressures and one pass defended...**vs. Chicago (11/15):** Started at defensive end...made four tackles (two solo) and was credited with one quarterback pressure...**at Minnesota (11/8):** Started his first game of the season at defensive end...made four tackles (one solo)...also credited four quarterback pressures and one quarterback hit...**vs. Cleveland (10/25):** Registered four tackles (three solo) and forced a fumble...also credited with one quarterback pressure and one quarterback hurry...**at Green Bay (10/11):** Saw action on defense and special teams...made five tackles (two solo)...**vs. Seattle (9/13):** Notched his first sack of the season on QB Russell Wilson...also tallied three tackles (one solo) to go along with one quarterback pressure and one quarterback hit.

2014 SEASON: Played in all 16 games with one start...garnered 45 tackles (22 solo) 3.0 sacks, as well as 24 quarterback pressures, five hits and one fumble recovery...**at Tampa Bay (9/14):** Saw action at defensive end...recorded six tackles (one solo)...**vs. San Francisco (10/13):** Saw action on defense...recorded a personal-best seven tackles (four solo)...also had one special teams tackle...**vs. Seattle (10/19):** Saw action on defense and special teams...notched his first sack of the season on QB Russell Wilson...also made three tackles (two solo)...registered four quarterback pressures and one hit on the quarterback...**at San Francisco (11/2):** Saw action on defense...tallied a sack on QB Colin Kaepernick, his second of the season...recovered a fumble forced by DE Robert Quinn, which helped set up the Rams' three-play scoring drive...added four tackles (two solo)...**vs. Denver (11/16):** Registered his first start of the season at defensive end...made three tackles (two solo), also had one quarterback pressure and one hit on the quarterback...**vs. Oakland (11/30):** Saw action at defensive end...tallied three tackles (one solo)...also had three quarterback pressures...**at Washington (12/7):** Saw action at defensive end and on special teams...sacked QB Colt McCoy for a loss of four yards...tied his single-season high in sacks with 3.0...also had two tackles (one solo), one quarterback pressure and one hit on the quarterback.

2013 SEASON: Played in 16 games...registered 40 tackles (25 solo), 2.0 sacks and one pass defended...had three special teams tackles...**vs. Arizona (9/8):** Saw action on defense...recorded two tackles for loss and one pass broken up...**at Atlanta:** Saw action on defense...recorded 1.0 sack...added five tackles (two solo)...**vs. San Francisco (9/26):** Recorded four tackles (three solo)...**at Houston (10/13):** Saw action on defense...notched two solo tackles, including one for loss...**at Carolina (10/20):** Recorded five solo tackles, including one for loss on Panthers FB Mike Tolbert in the end zone for a safety...**vs. New Orleans (12/15):** Saw action on defense...notched three tackles (one solo)...added two quarterback pressures and one hit on QB Drew Brees...**at Seattle (12/29):** Saw action on defense...recorded two tackles (one solo)...notched 1.0 sack on Seahawks QB Russell Wilson...added one special teams tackle.

2012 SEASON: Established new season-highs in tackles (36) and sacks (3.0)...**vs Washington (9/16):** Tallied five tackles (three solo) in the home opener, establishing a new career high...**at Chicago (9/23):** Finished the game with five assisted tackles, tying his single-game high in total tackles...**vs. Seattle (9/30):** Posted one of two Rams' sacks on the day for a loss of 12 yards, marking the first sack of his NFL career...**vs. New York Jets (11/18):** Saw action on defense...recorded a career-high four solo tackles, including one tackle for loss...**vs. San Francisco (12/2):** Started at right defensive end, marks first start of NFL career...tied a career-high in most tackles in a game with five (two solo)...notched one sack for a loss of nine yards, marks second career sack...**vs. Minnesota (12/16):** Started at defensive end, marks second career start...recorded four tackles (one solo)...registered

one sack for a loss of one yard, his third career sack...**at Tampa Bay (12/23)**: Posted his first career interception after teammate Michael Brockers tipped a pass from QB Josh Freeman in the fourth quarter...logged five assisted tackles, tying his single-game high in total tackles...also recorded two quarterback hits and two quarterback pressures.

2011 SEASON: Saw action in 16 games...made 10 tackles (five solo)...**vs. Eagles (9/11)**: Saw action on defense and special teams...recorded two tackles (one solo)...added two tackles on special teams (one solo)...**vs. New Orleans (10/30)**: Played on defense and special teams...made three assisted tackles on defense...**at Arizona (11/6)**: Played on defense and special teams...recorded one solo tackle on defense...also made one special teams tackle...**vs. Seattle (11/20)**: Saw action on special teams...made three tackles...**vs. Cincinnati (12/18)**: Saw action on defense and special teams...recorded one solo tackle...also made one tackle on special teams...**vs. San Francisco (1/1/12)**: Saw action on defense and special teams...tallied one forced fumble and one tackle on special teams.

2010 SEASON: Saw action in nine games during his rookie campaign, contributing eight tackles (three solo)...**at Oakland (9/19)**: Recorded two tackles (one solo) in his first-career regular season game...**vs. San Francisco (12/26)**: Helped give the Rams a 9-0 lead in the first quarter when he tackled QB Troy Smith in the end zone for a safety after Smith mishandled a snap...added two tackles (one solo).

COLLEGE: Two-time Lone Star Conference Defensive Lineman of the Year...recorded 17.0 sacks in two seasons at West Texas A&M after transferring from Jones County (Mississippi) Junior College... named to the Associated Press Little All-American third-team and to the AFCA Division II Coaches' All-American team...considered one of the top defensive linemen in FBS.

PERSONAL: A standout prep at Mize (Miss.) HS, competing in football as well as track & field...participated in many community events, including the Defensive Line Paintball Tournament to benefit St. Patrick Center, Coach Fisher & Friends Celebrity Softball game and the All-Community Team Ticket program - Sims-nation.

EUGENE SIMS NFL STATISTICS

Year	Team	Tackles		Interceptions				Fumbles			TD	PD	FF	FR	Yds
		G/S	Total	Solo	Asst	Sk	Yds	Int	Yds	Lg					
2010	RAMS	9/0	8	3	5	0	0.0	0	0	0	0	0	0	0	0
2011	RAMS	16/0	10	5	5	0	0.0	0	0	0	0	1	0	0	0
2012	RAMS	13/2	36	14	22	3.0	22.0	1	0	0	0	2	0	0	0
2013	RAMS	16/0	40	25	15	2.0	13.0	0	0	0	0	1	0	0	0
2014	RAMS	16/1	45	22	23	3.0	16.0	0	0	0	0	0	0	1	0
2015	RAMS	11/7	33	13	20	1.0	7.0	0	0	0	0	2	0	0	0
2016	RAMS	6/2	16	9	7	0.5	4.5	0	0	0	0	0	0	1	0
Total		89/14	188	91	97	9.5	62.5	1	0	0	0	6	0	2	0

ADDITIONAL CAREER STATISTICS: Special Teams Tackles: 2014, (1), 2013 (3), 2012 (1), 2011 (8), 2010 (7). TOTAL: 20. Safeties: 2013 (1, at Carolina, 10/20/13), 2010 (1, vs. San Francisco, 12/26/10)

SINGLE GAME HIGHS

Total Tackles – 7, vs. San Francisco (10/13/14)
Solo Tackles – 4, twice, last vs. San Francisco (10/13/14)

EUGENE SIMS GAME-BY-GAME STATISTICS

2016 LOS ANGELES RAMS

Game	W/L	P/S	T	S	A	Sk	Yds	Int	Yds	Lg	TD	PD	FF	FR	Yds
@SF 9/12*	L	1/0	4	1	3	0.0	0.0	0	0	0	0	0	0	0	0
SEA 9/18	W	1/0	3	2	1	0.0	0.0	0	0	0	0	0	0	0	0
@TB 9/25	W	1/0	1	1	0	0.0	0.0	0	0	0	0	0	0	0	0
@ARI 10/2	W	1/0	4	4	0	0.5	4.0	0	0	0	0	0	0	1	0
BUF 10/9	L	1/1	3	1	2	0.0	0.0	0	0	0	0	0	0	0	0
@DET 10/16	L	1/1	1	0	1	0.0	0.0	0	0	0	0	0	0	0	0
NYG 10/23	0/0	0/0	0	0	0	0.0	0.0	0	0	0	0	0	0	0	0
CAR 11/6	0/0	0/0	0	0	0	0.0	0.0	0	0	0	0	0	0	0	0
@NYJ 11/13	0/0	0/0	0	0	0	0.0	0.0	0	0	0	0	0	0	0	0
MIA 11/20	0/0	0/0	0	0	0	0.0	0.0	0	0	0	0	0	0	0	0
@NO 11/27	0/0	0/0	0	0	0	0.0	0.0	0	0	0	0	0	0	0	0
@NE 12/4	0/0	0/0	0	0	0	0.0	0.0	0	0	0	0	0	0	0	0
ATL 12/11	0/0	0/0	0	0	0	0.0	0.0	0	0	0	0	0	0	0	0
@SEA 12/15	0/0	0/0	0	0	0	0.0	0.0	0	0	0	0	0	0	0	0
SF 12/24	0/0	0/0	0	0	0	0.0	0.0	0	0	0	0	0	0	0	0
ARI 1/1/17	0/0	0/0	0	0	0	0.0	0.0	0	0	0	0	0	0	0	0
TOTALS	3-3	6/2	16	9	7	0.5	4.5	0	0	0	0	0	0	1	0

2015 ST. LOUIS RAMS

Game	W/L	P/S	T	S	A	Sk	Yds	Int	Yds	Lg	TD	PD	FF	FR	Yds
SEA 9/13	W	1/0	3	1	2	1.0	7	0	0	0	0	0	0	0	0
@WASH 9/20	L												Inactive		
PIT 9/27	L												Inactive		
@ARI 10/4	W												Inactive		
@GB 10/11	L	1/0	5	2	3	0.0	0	0	0	0	0	0	0	0	0
CLE 10/25	W	1/0	4	3	1	0.0	0	0	0	0	0	0	0	0	0
SF 11/1	W	1/0	1	0	1	0.0	0	0	0	0	0	0	0	1	0
@MIN 11/8	L	1/1	4	1	3	0.0	0	0	0	0	0	0	0	0	0
CHI 11/15	L	1/1	4	2	2	0.0	0	0	0	0	0	0	0	0	0
@BAL 11/22	L	1/1	2	0	2	0.0	0	0	0	0	0	0	0	0	0
@CIN 11/29	L	1/1	4	0	4	0.0	0	0	0	0	0	0	0	1	0
ARI 12/6	L	1/1	4	2	2	0.0	0	0	0	0	0	0	0	0	0
DET 12/13	W	1/1	0	0	0	0.0	0	0	0	0	0	0	0	0	0
TB12/17	W	1/1	2	2	0	0.0	0	0	0	0	0	0	0	0	0
@SEA 12/27	0/0	0/0	0	0	0	0.0	0	0	0	0	0	0	0	0	0
@SF 1/3/16	0/0	0/0	0	0	0	0.0	0	0	0	0	0	0	0	0	0
TOTAL	6-8	11/7	33	13	20	1.0	7	0	0	0	0	2	0	0	0



86 NELSON SPRUCE

Position:	Wide Receiver
Ht./Wt.:	6-1/205
Birth Date:	12/5/92
College:	Colorado
Hometown:	Westlake, Calif.
Experience:	Rookie
Acquired:	UDFA-2016

Career GP/GS (Playoffs): 0/0 (0/0)



TRANSACTIONS: Signed with the Los Angeles Rams as an undrafted free agent (5/6/16).

2016 SEASON: Week 1 at San Francisco: Declared Inactive...**Week 2 vs Seattle (9/18):** Declared Inactive...**Week 3 at Tampa Bay (9/25):** Declared inactive...**Week 4 at Arizona (10/2):** Declared inactive...**Week 5 vs. Buffalo (10/9):** Declared inactive...**Week 6 at Detroit (10/16):** Declared inactive.

COLLEGE: Played in 49 career games, started in 46...set 41 Colorado records (37 outright, four tied) and two Pac-12 Conference records as he exited his career as the most prolific receiver in school history...among the top records he set were career marks for receptions (294), receiving yards (3,347) and touchdown catches (23)...finished his career as the active NCAA leader in receptions...caught at least one pass in final 38 games, the second-longest streak in CU history...his nine 100-yard games tied for the third-most in school annals...finalist for CU's Male Career Achievement Award...as a senior in 2015, earned second-team All-Pac-12 honors from both the league coaches and the Associated Press (Phil Steele's College Football had him on its first-team); he also earned first-team All-Colorado honors from the state's NFF Chapter for the second straight year...earned the Dean Jacob Van Ek Award for academic excellence...started all 13 games and led the team in receiving for the second straight year with 89 receptions for 1,053 yards, averaging 11.8 yards per catch with four touchdowns...his junior season (2014), he set or tied 31 school receiving records, and was one of 10 semifinalists for the Fred Biletnikoff Award...earned second-team All-Pac-12 honors from the league coaches, Athlon Sports and Phil Steele's College Football...started all 12 games...caught 106 passes for 1,198 yards and 12 touchdowns (the former and latter school records), as he became the first player in school history to have 100 receptions in a season, and the eighth in Pac-12 history to do so...his single-game marks were his 19 receptions at Cal (for 179 yards), including a record 10 in a half (the first), along with tying the mark for the most touchdowns in a game (three, also at Cal)...set the marks for the most catches in two (32), three (39), four (49) and five (56) consecutive games, and caught six or more passes in 11 straight, another CU mark (as was making at least one touchdown reception in seven straight games)...also had a record 56 first down catches, with 13 receptions gaining 20 or more yards (six for touchdowns) and 43 going for 10-plus...won the John Wooten Award as selected by the coaching staff for having the most outstanding work ethic during spring practices...in 2013, started all 12 games at receiver, finished second on the team in receptions (55), receiving yards (650) and receiving touchdowns (4), while averaging 11.8 yards per catch. caught eight passes for 140 yards (both single game season bests) including his career long of 62, and when he returned an onside kick 46 yards for a touchdown – the first such instance in CU history... played in all 12 games in 2012, started nine, including the last eight of the season and became just the third freshman to lead the Buffaloes in single-season receptions, doing so with 44...also led the team in receiving yards with 446, averaging 10.1 per catch with three touchdowns...served as redshirt freshman in 2011...

PERSONAL: Attended Westlake High School...as a senior, earned first-team All-CIF Northern Division and first-team All-Area (Los Angeles Daily News) honors at wide receiver both his junior and senior seasons and was named All-State by Cal-Hi Sports at wide receiver as a junior and a second-team all-purpose performer as a senior...The Los Angeles Times selected him a first-team All-Star at receiver (junior) and defensive (senior)...named to the Ventura County All-Decade team at receiver; he was also first-team All-Ventura County as a junior and senior, the latter year being named the Defensive Back of the Year in the county... was the co-MVP for Westlake both his junior and senior years after he was named the Most Improved Player his sophomore season...for his career, he had 149 receptions for 2,795 yards and 37 touchdowns...just the third receiver at Westlake to have back-to-back 1,000-yard seasons...on defense, he had 141 tackles (88 solo), eight interceptions, eight pass break-ups and one forced fumble...lettered in baseball...earned All-Marmonte League honors as a third baseman his sophomore season...graduated with a degree Business (Finance and Management) from Colorado in December 2015...born in Venice Beach, Calif...hobbies include playing golf (he's a scratch player), Xbox, lifting weights and working out.



92 | CAM THOMAS

Position:	Defensive Tackle
Ht./Wt.:	6-4/330
Birth Date:	12/12/86
College:	North Carolina
Hometown:	Eagle Springs, S.C.
Experience:	7th year (1st Rams)
Acquired:	FA-2016

Career GP/GS (Playoffs): 92/26 (5/1)



TRANSACTIONS: Signed with the Los Angeles Rams (6/7/16)...signed a two-year contract with Pittsburgh as an unrestricted free agent (3/14/14)...signed a four-year contract with San Diego (7/9/10)...originally selected by the Chargers in the fifth round (146th overall) of the 2010 NFL Draft.

PRO: Seven-year veteran has played in 92 career games with 26 starts, including postseason...has played in 85 consecutive regular season contests.

2016 SEASON: Week 1 at San Francisco: Saw action on defense...tallied three solo tackles and three quarterback pressures...**Week 2 vs Seattle (9/18):** Took 21-of-67 defensive snaps. **Week 3 at Tampa Bay (9/25):** Recorded two tackles..in addition, he pressed the quarterback once, and had a quarterback hurry...**Week 4 at Arizona (10/2):** Reocrded three tackles (one solo)...contributed to a defense that forced five turnovers...**Week 5 vs. Buffalo (10/9):** Made his first start of the season at defensive tackle...recorded one solo tackle and pressured the quarterback once...blocked an extra point attempt...**Week 6 at Detroit (10/16):** Recorded four tackles (three solo).

2015 SEASON: Started Played in 16 games with one start in the regular season...tallied 11 tackles (10 solo)...played in two postseason contests...**at Cincinnati (1/9/16):** Notched two tackles (one solo) and one fumble recovery...**at Denver (1/17):** Saw action on defense.

2014 SEASON: Saw action in all 16 games with nine starts in the regular season...also saw action in the lone postseason game...has now appeared in 64 consecutive regular-season contests, tying as the fifth-most consecutive regular-season games played among active defensive tackles...**at Baltimore (9/11):** Totaled a career-high in total tackles (six) and solo tackles (five)...**at New York Jets (11/9):** Split a sack with LB Jason Worilds, his first half-sack of the season.

2013 SEASON: Appeared in all 16 games and both postseason contests...made a career-high 10 regular-season starts and started the AFC Wild Card Game at Cincinnati...matched a career-high with 30 tackles (2012)...**vs. Houston (9/9):** Started at defensive tackle...recorded his first career interception on the opening play of the game...led to a Chargers touchdown on the next play...also tied a single-game and single-season career-high with two passes defended...**AFC Wild Card Game at Cincinnati (1/5):** Started at defensive tackle...recorded his first career postseason sack for a three-yard loss...finished with two tackles...**AFC Divisional Game at Denver (1/12):** Saw action on the defensive line and recorded one solo tackle.

2012 SEASON: Appeared in all 16 contests, making three starts at defensive tackle...set a new single season career-high with 30 total tackles and 20 solo stops...recorded at least two tackles in 12 games...played in all 16 regular-season games for the second consecutive season.

2011 SEASON: Played in all 16 games and made two starts...registered a career-high 4.0 sacks to go along with 26 tackles...**at Kansas City (10/31):** Registered one sack for a loss of eight yards and two tackles...**at Chicago (11/20):** Made his first NFL start...recorded four total tackles (three solo)...**vs. Denver (11/27):** Finished with 1.0 sack and three tackles...**at Jacksonville (12/5):** Registered his third sack of the season, this one for a loss of 11 yards...registered sacks in consecutive games for the first time in his career...**at Detroit (12/24):** Tallied 1.0 sack and four total tackles.

2010 SEASON: App Appeared in six contests as a rookie...tallied a pair of sacks to go along with eight tackles...**at Oakland (10/10):** Made three tackles in his NFL debut...**vs. Denver (11/22):** Registered his first career sack, dropping QB Kyle Orton for an eight-yard loss...**vs. San Francisco (12/16):** Recorded his second sack of the season, this one for a loss of 10 yards...added a pair of tackles.

COLLEGE: Played four seasons at UNC, appearing in 46 games...totaled 83 tackles, nine TFLs and 3.5 sacks...in 2009, started all 13 games...totaled 23 tackles, 2.5 TFLs, three QB pressures and one blocked kick...scored his first career touchdown on a 20-yard fumble return at Boston College...in 2008, started all 13 games... registered 34 tackles, 3.5 TFLs and one sack...set a career-high with six tackles against Georgia Tech while also recording one sack...in 2007, appeared in seven games, making three starts...missed five games due to an ankle injury...finished the season with eight tackles, 1.5 TFLs and one sack...in 2006, played in all 12 games on the defensive line...recorded 18 tackles, 1.5 TFLs and 1.5 sacks...finished with a season-high five tackles against Furman...registered his first collegiate sack against Duke.

PERSONAL: Graduate of North Moore High School (Eagle Springs, N.C.)...lettered in both football and basketball...ranked the No. 19 player in North Carolina by SuperPrep...played both defensive tackle and fullback in high school...rushed for 798 yards and 12 touchdowns on 130 carries as a senior...led the team with 50 tackles as a junior...also ran for 600 yards and six touchdowns

CAM THOMAS NFL STATISTICS

REGULAR SEASON

Year	Team	Tackles					Interceptions			Fumbles				FF	FR	Yds
		G/S	Total	Solo	Asst	Sk	Yds	Int	Yds	Lg	TD	PD				
2010	San Diego	6/0	8	5	3	2.0	18.0	0	0	0	0	0	0	0	0	0
2011	San Diego	16/2	26	19	7	4.0	30.0	0	0	0	0	2	0	0	0	
2012	San Diego	16/3	30	20	10	0.0	0.0	0	0	0	0	0	0	0	0	
2013	San Diego	16/10	30	18	12	0.0	0.0	1	0	0	0	2	0	0	0	
2014	Pittsburgh	16/9	19	15	4	0.5	0.5	0	0	0	0	0	0	0	0	
2015	Pittsburgh	16/1	11	10	1	0.0	0.0	0	0	0	0	0	0	0	0	
2016	RAMS	6/1	13	7	6	0.0	0.0	0	0	0	0	0	0	0	0	
Total		92/26	137	94	43	6.5	48.5	1	0	0	0	4	0	0	0	

POSTSEASON

Year	Team	Tackles					Interceptions			Fumbles				FF	FR	Yds
		G/S	Total	Solo	Asst	Sk	Yds	Int	Yds	Lg	TD	PD				
2013	San Diego	2/1	3	0	3	1.0	3.0	0	0	0	0	0	0	0	0	
2014	Pittsburgh	1/0	1	0	1	0.0	0.0	0	0	0	0	0	0	0	0	
2015	Pittsburgh	2/0	2	1	1	0.0	0.0	0	0	0	0	0	0	1	0	
Total		5/1	6	1	5	1.0	3.0	0	0	0	0	0	0	1	0	

SINGLE GAME HIGHS

Total Tackles – 6, at Baltimore (9/11/14)

Solo Tackles – 5, at Baltimore (9/11/14)

CAM THOMAS GAME-BY-GAME STATISTICS

2016 LOS ANGELES RAMS

Game	W/L	P/S	T	S	A	Sk	Yds	Int	Yds	Lg	TD	PD	FF	FR	Yds
@SF 9/12*	L	1/0	3	3	0	0.0	0.0	0	0	0	0	0	0	0	0
SEA 9/18	W	1/0	0	0	0	0.0	0.0	0	0	0	0	0	0	0	0
@TB 9/25	W	1/0	2	0	2	0.0	0.0	0	0	0	0	0	0	0	0
@ARI 10/2	W	1/0	3	1	2	0.0	0.0	0	0	0	0	0	0	0	0
BUF 10/9	L	1/1	1	0	1	0.0	0.0	0	0	0	0	0	0	0	0
@DET 10/16	L	1/0	4	3	1	0.0	0.0	0	0	0	0	0	0	0	0
NYG 10/23	0/0	0	0	0	0	0.0	0.0	0	0	0	0	0	0	0	0
CAR 11/6	0/0	0	0	0	0	0.0	0.0	0	0	0	0	0	0	0	0
@NYJ 11/13	0/0	0	0	0	0	0.0	0.0	0	0	0	0	0	0	0	0
MIA 11/20	0/0	0	0	0	0	0.0	0.0	0	0	0	0	0	0	0	0
@NO 11/27	0/0	0	0	0	0	0.0	0.0	0	0	0	0	0	0	0	0
@NE 12/4	0/0	0	0	0	0	0.0	0.0	0	0	0	0	0	0	0	0
ATL 12/11	0/0	0	0	0	0	0.0	0.0	0	0	0	0	0	0	0	0
@SEA 12/15	0/0	0	0	0	0	0.0	0.0	0	0	0	0	0	0	0	0
SF 12/24	0/0	0	0	0	0	0.0	0.0	0	0	0	0	0	0	0	0
ARI 1/1/17	0/0	0	0	0	0	0.0	0.0	0	0	0	0	0	0	0	0
TOTALS	3-3	6/1	13	7	6	0.0	0.0	0	0	0	0	0	0	0	0

2015 PITTSBURGH STEELERS

Game	W/L	P/S	T	S	A	Sk	Yds	Int	Yds	Lg	TD	PD	FF	FR	Yds
@NE 9/10	L	1/0	1	1	0	0.0	0.0	0	0	0	0	0	0	0	0
SF 9/20	W	1/0	1	0	1	0.0	0.0	0	0	0	0	0	0	0	0
@STL 9/27	W	1/0	0	0	0	0.0	0.0	0	0	0	0	0	0	0	0
BAL 10/1	L	1/0	2	2	0	0.0	0.0	0	0	0	0	0	0	0	0
@SD 10/12	W	1/0	0	0	0	0.0	0.0	0	0	0	0	0	0	0	0
AZ 10/18	W	1/0	0	0	0	0.0	0.0	0	0	0	0	0	0	0	0
@KC 10/25	L	1/1	4	4	0	0.0	0.0	0	0	0	0	0	0	0	0
CIN 11/1	L	1/0	0	0	0	0.0	0.0	0	0	0	0	0	0	0	0
OAK 11/8	W	1/0	0	0	0	0.0	0.0	0	0	0	0	0	0	0	0
CLE 11/15	W	1/0	1	1	0	0.0	0.0	0	0	0	0	0	0	0	0
@SEA 11/29	L	1/0	0	0	0	0.0	0.0	0	0	0	0	0	0	0	0
IND 12/6	W	1/0	1	1	0	0.0	0.0	0	0	0	0	0	0	0	0
@CIN 12/13	W	1/0	0	0	0	0.0	0.0	0	0	0	0	0	0	0	0
DEN 12/20	W	1/0	0	0	0	0.0	0.0	0	0	0	0	0	0	0	0
@BAL 12/27	L	1/0	1	1	0	0.0	0.0	0	0	0	0	0	0	0	0
@CLE 1/3/16	W	1/0	0	0	0	0.0	0.0	0	0	0	0	0	0	0	0
TOTAL	10-6	16/1	11	10	1	0.0	0.0	0	0	0	0	0	0	0	0

POSTSEASON

@CIN 1/9/16	W	1/0	2	1	1	0.0	0.0	0	0	0	0	0	0	0	0
@DEN 1/17/16	L	1/0	0	0	0	0.0	0.0	0	0	0	0	0	0	0	0
TOTAL	1-1	2/0	2	1	1	0.0	0.0	0	0	0	0	0	0	0	0

2014 PITTSBURGH STEELERS

Game	W/L	P/S	T	S	A	Sk	Yds	Int	Yds	Lg	TD	PD	FF	FR	Yds
CLE 9/7	W	1/1	1	1	0	0.0	0.0	0	0	0	0	0	0	0	0
@BAL 9/11	L	1/1	6	5	1	0.0	0.0	0	0	0	0	0	0	0	0
@CAR 9/21	W	1/1	0	0	0	0.0	0.0	0	0	0	0	0	0	0	0
TB 9/28	L	1/1	1	0	1	0.0	0.0	0	0	0	0	0	0	0	0
@JAC 10/5	W	1/1	0	0	0	0.0	0.0	0	0	0	0	0	0	0	0
@CLE 10/12	L	1/1	1	0	1	0.0	0.0	0	0	0	0	0	0	0	0
HOU 10/20	W	1/0	2	2	0	0.0	0.0	0	0	0	0	0	0	0	0
IND 10/26	W	1/1	0	0	0	0.0	0.0	0	0	0	0	0	0	0	0
BAL 11/2	W	1/1	2	2	0	0.0	0.0	0	0	0	0	0	0	0	0
@NYJ 11/9	L	1/0	3	1	2	0.5	0.5	0	0	0	0	0	0	0	0
@TENN 11/17	W	1/1	1	0	1	0.0	0.0	0	0	0	0	0	0	0	0
NO 11/30	L	1/0	2	0	2	0.0	0.0	0	0	0	0	0	0	0	0
@CIN 12/7	W	1/0	0	0	0	0.0	0.0	0	0	0	0	0	0	0	0
@ATL 12/14	W	1/0	0	0	0	0.0	0.0	0	0	0	0	0	0	0	0
KC 12/21	W	1/0	0	0	0	0.0	0.0	0	0	0	0	0	0	0	0
CIN 12/28	W	1/0	0	0	0	0.0	0.0	0	0	0	0	0	0	0	0
TOTAL	16/9	19	15	4	0.5	0.5	0	0	0	0	0	0	0	0	0

POSTSEASON

BAL 1/3/15	L	1/0	1	0	1	0.0	0.0	0	0	0	0	0	0	0	0
------------	---	-----	---	---	---	-----	-----	---	---	---	---	---	---	---	---

2013 SAN DIEGO CHARGERS

Game	W/L	P/S	T	S	A	Sk	Yds	Int	Yds	Lg	TD	PD	FF	FR	Yds
HOU 9/9	L	1/1	3	1	2	0.0	0.0	1	0	0	0	2	0	0	0
@PHI 9/15	W	1/0	1	1	0	0.0	0.0	0	0	0	0	0	0	0	0
@TEN 9/22	L	1/1	2	2	0	0.0	0.0	0	0	0	0	0	0	0	0
DAL 9/29	W	1/1	0	0	0	0.0	0.0	0	0	0	0	0	0	0	0
@OAK 10/6	L	1/1	0	0	0	0.0	0.0	0	0	0	0	0	0	0	0
IND 10/14	W	1/1	2	0	2	0.0	0.0	0	0	0	0	0	0	0	0
@JAC 10/20	W	1/1	1	0	1	0.0	0.0	0	0	0	0	0	0	0	0
@WAS 11/3	L	1/1	2	1	1	0.0	0.0	0	0	0	0	0	0	0	0
DEN 11/10	L	1/1	3	3	0	0.0	0.0	0	0	0	0	0	0	0	0
@MIA 11/17	L	1/1	1	0	1	0.0	0.0	0	0	0	0	0	0	0	0
@KC 11/24	W	1/1	1	0	1	0.0	0.0	0	0	0	0	0	0	0	0
CIN 12/1	L	1/1	4	2	2	0.0	0.0	0	0	0	0	0	0	0	0
NYG 12/8	W	1/0	1	1	0	0.0	0.0	0	0	0	0	0	0	0	0
@DEN 12/12	W	1/0	2	1	1	0.0	0.0	0	0	0	0	0	0	0	0
OAK 12/22	W	1/0	3	2	1	0.0	0.0	0	0	0	0	0	0	0	0
KC 12/29	W	1/0	4	4	0	0.0	0.0	0	0	0	0	0	0	0	0
TOTAL	9-7	16/10	30	18	12	0.0	0.0	1	0	0	0	2	0	0	0

POSTSEASON

@CIN 1/5/14	W	1/1	2	2	0	1.0	3.0	0	0	0	0	0	0	0	0
@DEN 1/12/14	L	1/0	1	1	0	0.0	0.0	0	0	0	0	0	0	0	0
TOTAL	1-1	2/1	3	3	0	1.0 </									



13 | MICHAEL THOMAS

Position: Wide Receiver
Ht./Wt.: 6-1/200
Birth Date: 8/16/94
College: Southern Mississippi
Hometown: Chicago, Ill.
Experience: Rookie
Acquired: D6C-2016 (206th)

Career GP/GS (Playoffs): 6/0 (0/0)



TRANSACTIONS: Selected by Los Angeles in the sixth round (206th overall) of the 2016 NFL Draft (4/30/16).

2016 SEASON: Week 1 at San Francisco: Saw action at wide receiver and on special teams....**Week 2 vs Seattle (9/18):** Saw action at wide receiver and on special teams....**Week 3 at Tampa Bay (9/25):** Saw action at wide receiver and on special teams...**Week 4 at Arizona (10/2):** Saw action at wide receiver an on special teams...**Week 5 vs. Buffalo (10/9):** Returned three kickoffs for 62 yards...recorded a special teams tackle...**Week 6 at Detroit (10/16):** Saw action at wide receiver and on special teams.

COLLEGE: As a senior in 2015, named honorable mention All-Conference USA...set a single-season school marks his senior campaign with 1,391 receiving yards and added 14 touchdown receptions...played in 13 of 14 games...tallied 71 receptions for 19.6 ypc...had at least one touchdown catch in each of his final 10 games...notched 100-yard receiving games eight times, including a season-high 190 yards and two scoring grabs against Washington in the Zaxby's Heart of Dallas Bowl (12/26)...also had a 162-yard receiving game that included an acrobatic one-handed touchdown catch that was featured on ESPN's Top 10 plays at Louisiana Tech (11/28)...had a 155 receiving yard and three touchdown performance against North Texas (10/3)...ranks second at the school in career 100-yard games with the program with 10...first on the team in 20-plus yard plays with 34 (28 receptions, six kick returns) to go along with five touchdown grabs of 50 or more yards...in 2014, named All-Conference USA (Honorable Mention)...played in all 12 games on the season, made nine starts...tallied 592 receiving yards and 625 kickoff return yards for 1,217 all-purpose yards...finished the year with 592 yards receiving on 41 catches and five touchdowns...finished with a season-high two touchdowns...notched a pair of 100-yard receiving games...notched six games with 100 or more all-purpose yards, including a pair of 200+ games – Louisiana Tech (222) and Middle Tennessee (207)...in 2013, attended Dodge City Community College...led DCCC with 42 receptions for 709 yards (70.9 yards per game/16.9 average) with three touchdowns in 10 games ... named Honorable Mention All-American...in 2012, attended College of Dupage as a freshman.

PERSONAL: Lettered at DuSable High School in Chicago, Ill...helped the Panthers to the State Playoffs as a senior...named first-team All-District as a junior and senior...scored 29 touchdowns combined as a junior and senior...as a senior, notched six touchdowns in a game against Carver HS...son of Lisa Wilson and Michael Thomas...has an older brother, Nate Brown... majored in interdisciplinary studies.

MICHAEL THOMAS COLLEGE STATISTICS

NFL STATISTICS

Year	Team	G/S	Receiving		Avg	Lg	TD
			No	Yds			
2016	RAMS	6/0	0	0	0.0	0	0
TOTAL		6/0	0	0	0.0	0	0

Additional Career Statistics: Special Teams Tackles: RAMS: 2016 (1)



93 | ETHAN WESTBROOKS

Position:	Defensive Tackle
Ht./Wt.:	6-4/267
Birth Date:	11/15/90
College:	West Texas A&M
Hometown:	Oakland, Calif.
Experience:	3rd year (3rd Rams)
Acquired:	FA-2014

Career GP/GS (Playoffs): 25/2 (0/0)



TRANSACTIONS: Signed to Rams active roster (8/29/14)...signed with the Rams as an undrafted rookie free agent (5/12/14).

2016 SEASON: Week 1 at San Francisco: Saw action on defense...made three tackles (two solo)...**Week 2 vs Seattle (9/18):** Saw action on defense...Tallied one solo tackle, two quarterback pressures and one quarterback hit. **Week 3 at Tampa Bay (9/25):** Recorded his first career touchdown after recovering a fumble 77 yards to the end zone...also racked up five tackles (one solo), and three quarterback pressures...**Week 4 at Arizona (10/2):** Made his first career start...recorded three tackles (one solo)...pressured the quarterback three times...contributed to a defense that forced five turnovers...**Week 5 vs. Buffalo (10/9):** Started his second consecutive game at defensive end...sacked quarterback Tyrod Taylor for a five yard loss...marked his first sack of the season, and third of his career...recorded two tackles (one solo), had one pass defended, and pressured the quarterback five times...**Week 6 at Detroit (10/16):** Recorded one solo tackle and tallied three quarterback hits.

2015 SEASON: Played in 11 games...notched 30 tackles (17 solo) and 2.0 sacks...**vs. Tampa Bay (12/17):** Saw action on defense and special teams...notched a personal best six tackles (four solo)...**vs. Chicago (11/15):** Made four tackles (one solo)...**at Minnesota (11/8):** Registered two tackles (one solo)...tallied two quarterback pressures and one quarterback hit...**vs. San Francisco (11/1):** Registered a sack for the second consecutive week...also made two tackles and was credited with a quarterback pressure and a quarterback hit...**vs. Cleveland (10/25):** Recorded his first career sack for a loss of eight yards...also made two tackles (one solo) and had two quarterback hits...**at Green Bay (10/11):** Declared inactive...**at Arizona (10/4):** Made three tackles (two solo) and had one quarterback hit...**vs. Pittsburgh (9/27):** Made two solo tackles and had one quarterback pressure...**at Washington (9/20):** Saw action on defense...made three tackles (two solo)...also had one quarterback pressure...**vs. Seattle (9/13):** Saw action at defensive end, recorded three tackles (one solo)...also had one quarterback pressure.

2014 SEASON: Played in six games...**at Tampa Bay (9/14):** Made his NFL debut...saw action on defense and special teams...tallied one assisted tackle...**vs. Dallas (9/21):** Saw action on defense...recorded four tackles (one solo)...**at Philadelphia (10/5):** Saw action at defensive end and on special teams...registered four tackles (three solo)...also had three quarterback pressures and one hit...**vs. Denver (11/16):** Saw action on defense and special teams...made two tackles (one solo) on defense...**at San Diego (11/23):** Saw action on defense and special teams...recorded one assisted tackle.

COLLEGE: Earned first team all-conference honors as he led the team with 19.5 tackles for loss...was second in the conference in tackles for loss and led the team with 10 quarterback hurries...in 2012, was named the Ron Lenz Division II National Defensive Player of the Year as he had 19.5 sacks, coming within one sack of the NCAA Division II record, and as he earned multiple All-America accolades...began collegiate career at Sacramento City College where he earned all-league honors all-conference accolades and all-state in 2011.

PERSONAL: Played at Franklin High School where he earned all-league and all-conference honors...also participated in track and field as he threw the shot put and discus...mother is Trisha Warren...has seven siblings...majored in nursing with a business minor at West Texas A&M...participated in many community events, including the 6th Annual Playground Build at Marygrove, St. Louis Rams Training Academy Youth Camp and the United Way Kickoff for Charity Luncheon...has three children, Karina, Elijah and London.



69 | CODY WICHMANN

Position:	Offensive Lineman
Ht./Wt.	6-5/319
Birth Date:	3/2/92
College:	Fresno State
Hometown:	Mariposa, Calif.
Experience:	2nd year (2nd Rams)
Acquired:	D6B-2015 (215th)

Career GP/GS (Playoffs): 17/12 (0/0)



TRANSACTIONS: Selected by St. Louis in the sixth round (215th overall) of the 2015 NFL Draft (5/2/15).

2016 SEASON: Week 1 at San Francisco (9/12): Started at right guard...**Week 2 vs. Seattle (9/18):** Started at right guard...**Week 3 at Tampa Bay (9/25):** Started at right guard...generated holes in the red zone for RB Todd Gurley to find the end zone twice...**Week 4 at Arizona (10/2):** Started at right guard and played on all 59 offensive snaps...**Week 5 vs. Buffalo (10/9):** Started at right guard...**Week 6 at Detroit (10/16):** Did not play.

2015 SEASON: Played in 12 games with seven starts...**vs. Tampa Bay (12/17):** Started at right guard...helped block for 319 yards of total offense and four touchdowns...**vs. Detroit (12/13):** Started at right guard...opened up holes for RB Todd Gurley to rush for 140 yards and two touchdowns...**at Baltimore (11/22):** Made his first career start in the NFL at right guard...**vs. Chicago (11/15):** Saw action on special teams and made his first appearance on the offensive line...**vs. Seattle (9/13):** Made his NFL debut...saw action on special teams.

COLLEGE: Started in 50 career games at Fresno State, the second most starts by any Bulldog in the previous eight years...a two-time All-Mountain West selection, garnering second-team accolades as a senior in 2014 and honorable mention in 2013...member of 2013 offensive line that helped Fresno State lead the nation in passing behind quarterback Derek Carr...part of a 2013 offensive line that ranked No. 6 in the FBS in fewest sacks allowed...in the last three years of his career, he and the Bulldog offensive line helped Fresno State average 36.4 points per game and 474.8 yards of offense...started all 14 games at right guard as a senior in 2014...member of an offensive line that helped produce 406.1 yards of offense per game that ranked No. 4 in the Mountain West...aided the rushing offense to 182.4 yards per game and 22 touchdowns via the ground game and protected for a passing attack that produced 223.7 yards per game...member of the first offensive line unit at Fresno State to start every regular season game together since starts by game began being recorded in 1990 by the school...blocked for running back Marteze Waller who rushed for 1,368 yards, 11 touchdowns and 6.1 yards per carry - which was good for the 20th-best per-carry average in the nation...named to Outland Trophy and Rotary Lombardi Award preseason watch lists...started all 13 games of the season at right guard in 2013...member of offensive line that led the way for one of the nation's most prolific offense's, as the Bulldogs led the FBS in passing (394.8 ypg), ranked third in total offense (547.8 ypg) and was sixth in scoring (43.4 ppg)...he and the rest of the team only allowed 11 sacks in 13 games, a figure that tied for the sixth-fewest sacks allowed in the FBS...what makes that sack total so impressive is that Fresno State did so while throwing the ball 675 times in 2013, which was 246 more pass attempts than any other of the teams ranked ahead of the 'Dogs in fewest sacks allowed...he helped the Bulldog offense produce the best season in school history, setting 19 school offensive records in 2013...Fresno State's offensive line helped the team produce 500 yards of offense or more in 9-of-13 games, including five games with over 600 yards ..the Bulldogs, behind its offensive line, set a new school record with 822 yards of offense in the Nov. 23 victory over New Mexico...started all 13 games during the 2012 season - the first eight games at right tackle and the last five at right guard ... helped Fresno State average 40.8 points and 505.8 yards of offense in his five starts at right guard...Fresno State led the Mountain West in scoring (37.9), passing (325.6) and was second in total offense (477.5) behind the Bulldog offensive line...part of offensive line that allowed Fresno State to rank 17th nationally in scoring, 12th in passing and 16th in total offense...played in all 13 games and made 10 starts onthe offensive line in 2011...helped the Bulldog offense average 411.8 yards per game...guided running back Robbie Rouse to 1,549 yards rushing, a total that led the WAC and was the third most in a year in school history...helped quarterback Derek Carr become the fifth Bulldog to throw for over 3,000 yards in a season...served as a redshirt freshman) in 2010.

PERSONAL: Attended Mariposa High School in California, the same high school that produced NFL All-Pro and former Bulldog All-American Logan Mankins...played on the offensive line and at tight end for Mariposa...had 11 receptions for 131 yards...averaged 11.9 yards and scored a touchdown...longest gain was for 29 yards...had a single-game high of 42 yards over Delhi...named a Modesto Bee All-Star...named Co-Outstanding Lineman...the only child of Mike Wichmann and Tally Allison...born in Tuscon, Ariz...hobbies include rafting, fishing and swimming...Logan Mankins is his favorite athlete because he is a great lineman, role model and he deserves a lot of respect... majored in criminology-law enforcement.

WICHMANN'S Games Played-Starts: RAMS: 2016 (5/5), 2015 (12/7). **TOTALS (17/12).**



4 | GREG ZUERLEIN

Position:	Kicker
Ht./Wt.:	6-0/187
Birth Date:	12/27/87
College:	Missouri Western
Hometown:	Lincoln, Neb.
Experience:	5th year (5th Rams)
Acquired:	D6-2012

Career GP/GS (Playoffs): 68/0 (0/0)



TRANSACTIONS: Selected by St. Louis in the sixth round (150th overall) of the 2012 NFL Draft (4/28/12).

PRO: Fifth-year pro has played in 68 career games...converted 102-of-128 career field goals...set franchise record with 61-yard field goal in Week 9 at Minnesota in 2015...broke the franchise record for 50-plus yard field goals in a season in 2012...made his first 15 field goal attempts of his career, a new franchise record for most consecutive field goals by a rookie...with seven field goals of 50 yards or more, he owns the team record in the category and ranked second all time among NFL rookies following the 2012 season...kicked the longest field goal by a rookie in league history (60 yards)...broke the franchise record for longest field goal (60 yards) and owns three of the four longest field goals in Rams history...became the first kicker in league history to kick a 50-plus and 60-plus yard field goal in the same game (vs. Seattle, 9/30/12).

2016 SEASON: Week 1 at San Francisco (9/12): Registered one kickoff...**Week 2 vs. Seattle (9/18):** Converted three-of-three field goals. **Week 3 at Tampa Bay (9/25):** Converted on a 53-yard field goal, while tallying seven kickoffs, all of which were touchbacks...**Week 4 at Arizona (10/2):** Converted a 29-yard field goal, making him five-of-five on field goals for the season...**Week 5 vs. Buffalo (10/9):** Made four-of-four field goals, including a season-long 54-yard kick...**Week 6 at Detroit (10/16):** Went four-for-four on extra points.

2015 SEASON: Converted 20 field goals...**vs. Detroit (12/13):** Converted all three extra point attempts...**vs. Chicago (11/15):** Made field goals of 26 and 38 yards...**at Minnesota (11/8):** Made a 61-yard field goal that set a franchise record for longest field goal in Rams history and is also the longest field goal of the season in the NFL...his 53-yard conversion moved him past former Rams K Josh Brown for second-most 50-plus yard field goal conversions in franchise history with 16...also converted field goals of 35 and 45 yards...**vs. San Francisco (11/1):** Made a 38-yard field goal and converted both extra point attempts...**vs. Cleveland (10/25):** Made a 39-yard field goal and an extra point...**at Green Bay (10/11):** Made a 42-yard field goal and three extra points...**at Arizona (10/4):** Made a 30-yard field goal and three extra points...**vs. Pittsburgh (9/27):** Made field goals of 49 and 27 yards...**at Washington (9/20):** Made a 52-yard field goal and one extra point...**vs. Seattle (9/13):** Made four extra points and two-of-two field goals including a 37-yard game-winner in overtime.

Named NFC Special Teams Player of the Week, following performance against Denver



at Tampa Bay (9/14): Converted four field goals of 36, 36, 46 and 38 yards out...the 38-yard field goal came with :38 second remaining in play, to help seal the win...**vs. Denver (11/16):** Earned NFC Special Teams Player of the Week honors...converted field goal attempts of 37, 29, 22, 55 and 53 yards...**vs. New York Giants (12/21):** Converted field goal of 51 and 20 yards.

2013 SEASON: vs. Arizona (9/8): Made four-of-four field goals including a 48-yard game winning kick in the fourth quarter...**at Atlanta (9/15):** Made one field goal from 29 yards...made three-of-three extra points...**at Dallas (9/22):** Did not attempt any field goals...converted one-of-one extra points...**vs. San Francisco (9/26):** Made one field goal from 40 yards...**vs. Jacksonville (10/6):** Converted two-of-two field goals...**at Houston (10/6):** Made one field goal from 42 yards...converted five-of-five extra points...recorded one special teams tackle...**at Carolina (10/20):** Converted two-of-two field goals...**vs. Seattle (10/28):** Converted three-of-four field goals...**vs. Tennessee (11/3):** Did not convert a 44-yard field goal attempt...**at Indianapolis (11/10):** Converted one field goal of 32 yards...made five-of-five extra points...**vs. Chicago (11/24):** Converted field goals from 29 and 40 yards...made four-of-four extra points...**at San Francisco (12/1):** Converted both field goal attempts from 43 and 34 yards...**at Arizona (12/8):** Converted one field goal from 44 yards... **vs. New Orleans (12/15):** Converted two-of-two field goals from 31 and 35 yards...tacked on three extra points...successfully converted an onside kick in the first quarter...**vs. Tampa Bay (12/22):** Converted three-of-three field goal attempts from 54, 25 and 48 yards...marks a new season long...**at Seattle (12/29):** Converted one field goal from 36 yards...moved into first place in franchise history in career field goal percentage (49/59, 83.1 percent).

NFC Special Teams Player of Week 4
Greg "The Leg" Zuerlein is the first player in NFL history with a 60-yard and 50-yard field goal in the same game and the only player in league annals to make two field goals over 55 yards in a single game (vs. SEA, 9/30/12).

2012 SEASON: Made seven field goals from 50 yards or more...broke the franchise record for 50+ yard field goals in a season...made his first 15 field goal attempts of his career and finished the year 23-for-31 overall...with seven field goals of 50 yards or more, he owns team record in the category and ranks second all time among NFL rookies...kicked the longest field goal by a rookie in league history (60 yds.)...broke the franchise record for longest field goal (60 yds.) and owns three of the four longest field goals in Rams history...in Week 4 became the first kicker in league history to kick a 50-plus and 60-plus yard field goal in

the same game...set a new franchise record for most consecutive field goals by a rookie (15)...**at Chicago (9/23)**: Converted his first 50-plus yard field goal of his career, after clearing a 56-yard field goal...kick is good for second longest in franchise history, longest kick in Soldier Field history...scored all of the Rams' points (six) after hitting two-of-two field goals (56, 46)...**vs. Seattle (9/30)**: Converted a 60-yard field goal, which set a new franchise record and marked the second longest kick of the season in the NFL, behind San Francisco's David Akers who kicked a 63-yard field goal...kicked a career-high four field goals (58, 48, 60, 24)...tied for third place in franchise history for most 50-plus yard field goals made in a season with three...remains perfect on the year in field goals, going 12-for-12, marking the most consecutive field goals made by a Rams rookie in team history...**vs. Arizona (10/4)**: Hit his fourth field goal over 50 yards (53)...**at Miami (10/14)**: Converted 48- and 32-yard field goals in the first quarter to give him 15 consecutive field goals made to start his career...currently 10-for-12 on 40-plus yard field goals...**vs. San Francisco (12/2)**: Sent the team to overtime with a 53-yard field goal...converted a game-winning 54-yard field goal...only three other players have kicked field goals of at least 50 yards to send a game to overtime and then win it (Green Bay's Chris Jacke, 1996; Indianapolis' Mike Vanderjagt, 2002; Denver's Matt Prater, 2011)...he is the first NFL kicker to tie a game with a field goal of 50-plus yards as time expired in the fourth quarter and kick an overtime field goal of 50-plus yards in the same game...set a new NFL record for most field goals of 53 yards or longer (six) after hitting his game-winning 53-yarder, the previous best was set by Jason Hanson with five in 2008...he now has seven field goals of 50-plus yards, he's now one shy of tying Morten Anderson's NFL record of seven set in 1995 and later tied by Jason Hanson in 2008.

COLLEGE: Was named All-American by six different organizations following his senior season...three-time selection to First-Team All-Mid America Intercollegiate Athletic Association and also earned MIAA Special Teams Player of the year as a senior... finished his career at Missouri Western after transferring from Nebraska-Omaha when UNO dropped its football program.

PERSONAL: Played at Pius X High School in Lincoln...All-class, all-state selection as a placekicker as a junior and senior...set state mark for most field goals in a season with 12...converted 43-of-45 PATS and went 12-for-16 on FGs with a long of 52 yards... also lettered in soccer...a 2005 Sports Illustrated preseason high school All-American...majored in business...name is pronounced ZURR-line...participated in many community events, including the Taste of the NFL, Coach Fisher & Friends Celebrity Softball game and the All-Community Team Ticket program - 4th Down Fan Club.

GREG ZUERLEIN NFL STATISTICS

REGULAR SEASON

Scoring

Year	Team	GP	FG	FGA	Pct	Lg	Blk	XPM	XPA	Pct	Blk	Pts
2012	RAMS	16	23	31	74.2	60	0	26	26	100.0	0	95
2013	RAMS	16	26	28	92.9	54	0	34	34	100.0	0	112
2014	RAMS	16	24	30	80.0	56	1	34	35	97.1	0	106
2015	RAMS	14	20	30	66.6	61	2	26	28	92.9	1	86
2016	RAMS	6	9	9	100.0	54	0	11	11	100.0	0	38
TOTALS		68	102	128	79.7	61	3	131	134	97.8	1	437

Field Goals

Year	Team	1-19	Pct	20-29	Pct	30-39	Pct	40-49	Pct	50+	Pct
2012	RAMS	1/1	100.0	4/4	100.0	4/6	66.7	7/7	100.0	7/13	53.8
2013	RAMS	0/0	0	7/7	100.0	10/10	100.0	8/9	88.9	1/2	50.0
2014	RAMS	1/1	100.0	6/7	85.7	10/12	83.3	2/3	66.7	5/7	71.4
2015	RAMS	1/1	100.0	2/2	100.0	9/10	90.0	5/8	62.5	3/9	33.3
2016	RAMS	0/0	0.0	3/3	100.0	3/3	100.0	1/1	100.0	2/2	100.0
TOTALS		3/3	100.0	22/23	95.7	36/41	87.8	23/28	82.1	18/33	54.5

Additional Career Statistics: Special Teams Tackles: RAMS: 2015 (2) 2014 (1), 2013 (1). Total: (4).

SINGLE GAME HIGHS

Field Goals Made- 5, vs. Denver (11/16/14)

Field Goals Attempted- 5, three times, last @ Minnesota (11/8/15)

Longest- 61, @ Minnesota (11/8/15)

GREG ZUERLEIN GAME-BY-GAME STATISTICS

2016 LOS ANGELES RAMS

Game	W/L	Pts	XP/XPA	FG/FGA	1-19	20-29	30-39	40-49	50+	Kick-By-Kick
@SF 9/12	L	0	0/0	0/0	0/0	0/0	0/0	0/0	0/0	
SEA 9/18	W	9	0/0	3/3	0/0	1/1	1/1	1/1	0/0	39, 28, 47
@TB 9/25	W	7	4/4	1/1	0/0	0/0	0/0	0/0	1/1	53
@ARI 10/2	W	5	2/2	1/1	0/0	1/1	0/0	0/0	0/0	29
BUF 10/9	L	13	1/1	4/4	0/0	1/1	2/2	0/0	1/1	37, 32, 54, 22
@DET 10/16	L	4	4/4	0/0	0/0	0/0	0/0	0/0	0/0	
NYG 10/23	0	0/0	0/0	0/0	0/0	0/0	0/0	0/0	0/0	
CAR 11/6	0	0/0	0/0	0/0	0/0	0/0	0/0	0/0	0/0	
@NYJ 11/13	0	0/0	0/0	0/0	0/0	0/0	0/0	0/0	0/0	
MIA 11/20	0	0/0	0/0	0/0	0/0	0/0	0/0	0/0	0/0	
@NO 11/27	0	0/0	0/0	0/0	0/0	0/0	0/0	0/0	0/0	
@NE 12/4	0	0/0	0/0	0/0	0/0	0/0	0/0	0/0	0/0	
ATL 12/11	0	0/0	0/0	0/0	0/0	0/0	0/0	0/0	0/0	
@SEA 12/15	0	0/0	0/0	0/0	0/0	0/0	0/0	0/0	0/0	
SF 12/24	0	0/0	0/0	0/0	0/0	0/0	0/0	0/0	0/0	
ARI 1/1/17	0	0/0	0/0	0/0	0/0	0/0	0/0	0/0	0/0	
TOTALS	3-3	38	11/11	9/9	0/0	3/3	3/3	1/1	2/2	

2015 ST. LOUIS RAMS

Game	W/L	Pts	XP/XPA	FG/FGA	1-19	20-29	30-39	40-49	50+	Kick-By-Kick
SEA 9/13	W	10	4/4	2/2	0/0	0/0	2/2	0/0	0/0	33, 37
@WAS 9/20	L	4	1/1	1/1	0/0	0/0	0/0	0/0	1/1	52
PIT 9/27	L	6	0/0	2/2	0/0	1/1	0/0	1/1	0/0	49, 27
@ARI 10/4	W	6	3/3	1/1	0/0	0/0	1/1	0/0	0/0	30
@GB 10/11	L	4	1/1	1/4	0/0	0/0	0/0	1/1	0/3	42, 50B, 53WL, 63WL
CLE 10/25	W	6	3/3	1/3	0/0	0/0	1/2	0/0	0/1	39, 63WR, 35WR
SF 11/1	W	5	2/2	1/2	0/0	0/0	1/1	0/1	0/0	38, 40B
@MIN 11/8	L	12	0/0	4/5	0/0	0/0	1/1	1/2	2/2	61, 35, 45, 48WR, 53
CHI 11/15	L	7	1/1	2/2	0/0	1/1	1/1	0/0	0/0	26, 38
@BAL 11/22	L	1	1/2	0/0	0/0	0/0	0/0	0/0	0/1	52WR
@CIN 11/29	L				Inactive					
ARI 12/6	W				Inactive					
DET 12/13	W	3	3/3	0/0	0/0	0/0	0/0	0/0	0/0	0/0
TB 12/17	W	7	4/4	1/1	1/1	0/0	0/0	0/0	0/0	19
@SEA 12/27	W	5	2/3	1/1	0/0	0/0	0/0	1/1	0/0	42
@SF 1/3/16	L	10	1/1	3/5	0/0	0/0	2/2	1/2	0/1	33, 32, 44, 52WR, 48B
TOTAL	7-9	71	23/24	20/30	1/1	2/2	9/10	5/8	3/9	

2014 ST. LOUIS RAMS

Game	W/L	Pts	XP/XPA	FG/FGA	1-19	20-29	30-39	40-49	50+	Kick-By-Kick
MIN 9/8	L	6	0/0	2/3	0/0	0/0	0/0	1/1	1/2	50WL, 56, 46
@TB 9/14	W	13	1/1	4/4	0/0	0/0	3/3	1/1	0/0	36, 35, 46, 38
DAL 9/21	L	7	4/4	1/1	0/0	1/1	0/0	0/0	0/0	28
@PHI 10/5	L	4	4/4	0/0	0/0	0/0	0/0	0/0	0/0	
SF 10/13	L	5	2/2	1/1	0/0	0/0	1/1	0/0	0/0	38
SEA 10/19	W	4	4/4	0/1	0/0	0/0	0/0	0/0	0/1	52
@KC 10/26	L	1	1/1	0/1	0/0	0/0	0/1	0/0	0/0	38WR
@SF 11/2	W	7	1/1	2/2	0/0	0/0	2/2	0/0	0/0	37, 39
@ARI 11/9	L	2	2/2	0/0	0/0	0/0	0/0	0/0	0/0	
DEN 11/16	W	16	1/1	5/5	0/0	2/2	1/1	0/0	2/2	37, 29, 22, 55, 53
@SD 11/23	L	6	3/3	1/2	0/0	1/1	0/0	0/1	0/0	22, 46B
OAK 11/30	W	10	7/7	1/1	0/0	0/0	1/1	0/0	0/0	38
@WAS 12/7	W	4	1/2	1/3	0/0	0/1	1/2	0/0	0/0	28WR, 38WR, 34
ARI 12/11	L	6	0/0	2/2	1/1	1/1	0/0	0/0	0/0	24, 19
NYG 10/21	L	9	3/3	2/2	0/0	1/1	0/0	0/0	1/1	51, 20
@SEA 10/28	L	6	0/0	2/2	0/0	0/0	1/1	0/0	1/1	33, 52
TOTAL	6-10	106	34/35	24/30	1/1	6/7	10/12	2/3	5/7	

2013 ST. LOUIS RAMS

Game	W/L	Pts	XP/XPA	FG/FGA	1-19	20-29	30-39	40-49	50+	Kick-By-Kick
ARI 9/9	W	13	1/1	4/4	0/0	1/1	2/2	1/1	0/0	36, 25, 38, 48
@ATL 9/15	L	6	3/3	1/1	0/0	1/1	0/0	0/0	0/0	29
@DAL 9/22	L	1	1/1	0/0	0/0	0/0	0/0	0/0	0/0	
SF 9/26	L	3	0/0	1/1	0/0	0/0	0/0	1/1	0/0	40
JAC 10/6	W	10	4/4	2/2	0/0	0/0	2/2	0/0	0/0	32, 37
@HOU 10/13	W	8	5/5	1/1	0/0	0/0	0/0	1/1	0/0	42
@CAR 10/20	L	7	1/1	2/2	0/0	1/1	0/0	1/1	0/0	28, 42
SEA 10/28	L	9	0/0	3/4	0/0	2/2	1/1	0/0	0/1	33, 28, 27, 50WR
TEN 11/3	L	3	3/3	0/1	0/0	0/0	0/0	0/1	0/0	44WR
@IND 11/10	W	8	5/5	1/1	0/0	0/0	1/1	0/0	0/0	32
CHI 11/24	W	10	4/4	2/2	0/0	1/1	0/0	1/1	0/0	29, 40
@SF 12/1	L	7	1/1	2/2	0/0	0/0	1/1	1/1	0/0	43, 34
@ARI 12/8	L	4	1/1	1/1	0/0	0/0	0/0	1/1	0/0	44
NO 12/15	W	9	3/3	2/2	0/0	0/0	2/2	0/0	0/0	31, 35
TB 10/22	W	11	2/2	3/3	0/0	1/1	0/0	1/1	1/1	54, 25, 48
@SEA 10/29	L	3	0/0	1/1	0/0	0/0	1/1	0/0	0/0	36
TOTAL	7-9	112	34/34	26/28	0/0	7/7	10/10	8/9	1/2	

GREG ZUERLEIN GAME-BY-GAME STATISTICS CONTINUED

2012 ST. LOUIS RAMS										
Game	W/L	Pts	XP/XPA	FG/FGA	1-19	20-29	30-39	40-49	50+	Kick-By-Kick
@DET 9/9	L	11	2/2	3/3	0/0	1/1	0/0	2/2	0/0	48, 29, 46
WAS 9/16	W	11	2/2	3/3	0/0	0/0	2/2	1/1	0/0	9, 33, 42
@CHI 9/23	L	6	0/0	2/2	0/0	0/0	0/0	1/1	1/1	56, 46
SEA 9/30	W	13	1/1	4/4	0/0	1/1	0/0	1/1	2/2	58, 48, 60, 24
ARI 10/4	W	5	2/2	1/1	0/0	0/0	0/0	0/0	1/1	53
@MIA 10/14	L	6	0/0	2/5	0/0	0/0	1/2	1/1	0/2	48, 32, 52WL, 37WL, 66WL
GB 10/21	L	8	2/2	2/2	0/0	0/0	0/0	1/1	1/1	50, 43
NE 10/28	L	1	1/1	0/0	0/0	0/0	0/0	0/0	0/0	
@SF 11/11	T	6	3/3	1/2	0/0	1/1	0/0	0/0	0/1	27, 58WR
NYJ 11/18	L	1	1/1	0/0	0/0	0/0	0/0	0/0	0/0	
@ARI 11/25	W	7	4/4	1/2	1/1	0/0	0/1	0/0	0/0	35WL, 19
SF 12/2	W	6	0/0	2/3	0/0	0/0	0/0	0/0	2/3	58WR, 53, 54
@BUF 12/9	W	1	1/1	0/0	0/0	0/0	0/0	0/0	0/0	
MIN 12/16	L	2	2/2	0/0	0/0	0/0	0/0	0/0	0/1	57WR
@TB 12/23	W	4	4/4	0/0	0/0	0/0	0/0	0/0	0/0	
@SEA 12/30	L	7	1/1	2/3	0/0	1/1	1/1	0/0	0/1	51WR, 39, 25
TOTAL	7-8-1	95	26/26	23/31	1/1	4/4	4/6	7/7	7/13	



LAST WEEK'S GAMEBOOK



National Football League Game Summary

NFL Copyright © 2016 by The National Football League. All rights reserved. This summary and play-by-play is for the express purpose of assisting media in their coverage of the game; any other use of this material is prohibited without the written permission of the National Football League. Updated: 10/17/2016

Date: Sunday, 10/16/2016

Los Angeles Rams at Detroit Lions

Start Time: 1:02 PM EDT

at Ford Field, Detroit

Game Day Weather

Game Weather: Controlled Climate
Played Indoors on Turf: Field Turf

Temp: 68° F (20.0° C) Humidity: 70%,
Outdoor Weather: 64 deg F, Winds WSW at 13mph, Humidity 88%,

Officials

Referee: Hussey, John (35)
Line Judge: Wimmer, Mike ()
Back Judge: Ferguson, Keith (61)

Umpire: Banks, Michael (72)
Side Judge: Baynes, Allen (56)
Replay Official: Wimmer, Mike ()

Head Linesman: Mackie, Wayne (106)
Field Judge: Buchanan, Jimmy (86)

Lineups

Los Angeles Rams				Detroit Lions			
Offense		Defense		Offense		Defense	
WR 18	K.Britt	LDE 95	W.Hayes	WR 15	G.Tate	DE 98	D.Taylor
WR 83	B.Quick	LDT 99	A.Donald	LT 68	T.Decker	DT 93	T.Walker
LT 73	G.Robinson	RDT 90	M.Brockers	LG 60	G.Glasgow	DT 99	K.Thornton
LG 76	R.Saffold	RDE 97	E.Sims	C 64	T.Swanson	DE 94	E.Ansah
C 61	T.Barnes	MLB 52	A.Ogletree	RG 72	L.Tomlinson	CB 28	Q.Diggs
RG 68	J.Brown	LCB 33	E.Gaines	RT 71	R.Reiff	MLB 59	T.Whitehead
RT 79	R.Havenstein	MCB 20	L.Joyner	TE 84	C.Harbor	OLB 53	K.Van Noy
TE 88	L.Kendricks	RCB 32	T.Hill	WR 11	M.Jones	CB 23	D.Slay
WR 11	T.Austin	WS 26	M.Barron	WR 80	A.Boldin	CB 24	N.Lawson
QB 17	C.Keenum	FS 31	M.Alexander	QB 9	M.Stafford	SS 32	T.Wilson
HB 30	T.Gurley	SS 25	T.McDonald	RB 34	Z.Zenner	FS 27	G.Quin

Substitutions

K 4 G.Zuerlein, P 6 J.Hekker, WR 13 M.Thomas, WR 15 B.Marquez, CB 21 D.Gratz, RB 23 B.Cunningham, RB 34 C.Reynolds, S 38 C.Davis, RB 39 M.Brown, DB 41 M.Christian, LS 44 J.McQuaide, TE 46 C.Harkey, LB 54 B.Hager, LB 58 C.Littleton, LB 59 J.Forrest, T 64 A.Donnal, C/G 65 D.Rhane, TE 89 T.Higbee, DT 91 D.Easley, DT 92 C.Thomas, DL 93 E.Westbrooks, DE 96 M.Longacre

Substitutions

K 5 M.Prater, P 6 S.Martin, WR 12 A.Roberts, S 26 D.Carey, CB 29 J.Bademosi, RB 30 J.Forsett, S 31 R.Bush, S 35 M.Killebrew, FB 46 M.Burton, LS 48 D.Muhlbach, LB 50 T.Armbrister, DE 51 B.Copeland, LB 52 A.Williams, DE 61 K.Hyder, OL 66 J.Dahl, DL 69 A.Zettel, T 70 C.Robinson, T 77 C.Lucas, TE 86 K.Lee, TE 89 C.Wick, DT 91 A.Robinson, DT 96 S.Charles, DE 97 A.Bryant

Did Not Play

QB 16 J.Goff, G 69 C.Wichmann

Did Not Play

QB 8 D.Orlovsky

Not Active

WR 10 P.Cooper, QB 14 S.Mannion, CB 22 T.Johnson, T 72 P.Murphy, TE 84 T.Hemingway, WR 86 N.Spruce, DE 94 R.Quinn

Not Active

RB 25 T.Riddick, RB 36 D.Washington, CB 38 A.Barnes, LB 54 D.Levy, G 75 L.Warford, TE 85 E.Ebron, DT 92 H.Ngata

Field Goals (made () & missed)

		M.Prater	(34)				
		1	2	3	4	OT	Total
VISITOR:	Los Angeles Rams	7	7	7	7	0	28
HOME:	Detroit Lions	7	7	7	10	0	31

Scoring Plays

Team	Qtr	Time	Play Description (Extra Point) (Drive Info)	Visitor	Home
Lions	1	10:44	M.Jones 7 yd. pass from M.Stafford (M.Prater kick) (8-75, 4:16)	0	7
Rams	1	5:15	K.Britt 20 yd. pass from C.Keenum (G.Zuerlein kick) (10-75, 5:29)	7	7
Rams	2	11:01	C.Keenum 1 yd. run (G.Zuerlein kick) (11-84, 5:51)	14	7
Lions	2	3:07	A.Roberts 2 yd. pass from M.Stafford (M.Prater kick) (14-75, 7:54)	14	14
Lions	3	9:50	A.Boldin 4 yd. pass from M.Stafford (M.Prater kick) (5-60, 2:17)	14	21
Rams	3	6:33	L.Kendricks 15 yd. pass from C.Keenum (G.Zuerlein kick) (6-75, 3:17)	21	21
Rams	4	14:09	K.Britt 9 yd. pass from C.Keenum (G.Zuerlein kick) (10-80, 5:47)	28	21
Lions	4	6:02	G.Tate 23 yd. pass from M.Stafford (M.Prater kick) (13-84, 8:07)	28	28
Lions	4	1:29	M.Prater 34 yd. Field Goal (9-44, 3:37)	28	31
Paid Attendance: 56,018					Time: 3:04



Final Individual Statistics

Los Angeles Rams

RUSHING	ATT	YDS	AVG	LG	TD
T.Gurley	14	58	4.1	15	0
B.Cunningham	2	9	4.5	8	0
C.Keenum	3	7	2.3	4	1
T.Austin	3	2	0.7	8	0
Total	22	76	3.5	15	1

PASSING	ATT	CMP	YDS	SK/YD	TD	LG	IN	RT
C.Keenum	32	27	321	1/10	3	47	1	126.7
Total	32	27	321	1/10	3	47	1	126.7

PASS RECEIVING	TAR	REC	YDS	AVG	LG	TD
K.Britt	8	7	136	19.4	47	2
B.Quick	5	5	61	12.2	19	0
L.Kendricks	8	5	34	6.8	15	1
T.Gurley	4	4	39	9.8	13	0
T.Austin	4	3	24	8.0	15	0
B.Cunningham	2	2	14	7.0	9	0
B.Marquez	1	1	13	13.0	13	0
Total	32	27	321	11.9	47	3

INTERCEPTIONS	NO	YDS	AVG	LG	TD
Total	0	0	0	0	0

PUNTING	NO	YDS	AVG	NET	TB	IN20	LG
J.Hekker	2	94	47.0	45.0	0	0	54
Total	2	94	47.0	45.0	0	0	54

PUNT RETURNS	NO	YDS	AVG	FC	LG	TD
T.Austin	1	2	2.0	1	2	0
Total	1	2	2.0	1	2	0

KICKOFF RETURNS	NO	YDS	AVG	FC	LG	TD
B.Cunningham	2	39	19.5	0	22	0
[TOUCHBACK]	4	0	0.0	0	0	0
Total	2	39	19.5	0	22	0

Detroit Lions

RUSHING	ATT	YDS	AVG	LG	TD
Z.Zenner	14	58	4.1	19	0
M.Stafford	5	14	2.8	7	0
J.Forsett	5	5	1.0	9	0
G.Tate	1	3	3.0	3	0
M.Jones	1	3	3.0	3	0
Total	26	83	3.2	19	0

PASSING	ATT	CMP	YDS	SK/YD	TD	LG	IN	RT
M.Stafford	31	23	270	1/5	4	61	0	139.8
Total	31	23	270	1/5	4	61	0	139.8

PASS RECEIVING	TAR	REC	YDS	AVG	LG	TD
G.Tate	10	8	165	20.6	61	1
A.Boldin	9	8	60	7.5	15	1
Z.Zenner	2	2	19	9.5	15	0
A.Roberts	2	2	13	6.5	11	1
M.Jones	6	2	10	5.0	7	1
C.Harbor	1	1	3	3.0	3	0
J.Forsett	1	0	0	0.0	0	0
Total	31	23	270	11.7	61	4

INTERCEPTIONS	NO	YDS	AVG	LG	TD
R.Bush	1	0	0.0	0	0
Total	1	0	0.0	0	0

PUNTING	NO	YDS	AVG	NET	TB	IN20	LG
S.Martin	2	104	52.0	51.0	0	1	56
Total	2	104	52.0	51.0	0	1	56

PUNT RETURNS	NO	YDS	AVG	FC	LG	TD
A.Roberts	1	4	4.0	1	4	0
Total	1	4	4.0	1	4	0

KICKOFF RETURNS	NO	YDS	AVG	FC	LG	TD
A.Roberts	2	44	22.0	0	27	0
[TOUCHBACK]	3	0	0.0	0	0	0
Total	2	44	22.0	0	27	0

Los Angeles Rams

FUMBLES	FUM	LOST	OWN-REC	YDS	TD	FORCED	OPP-REC	YDS	TD	OUT-BDS
C.Keenum	1	0	1	0	0	0	0	0	0	0
Total	1	0	1	0	0	0	0	0	0	0

Detroit Lions

FUMBLES	FUM	LOST	OWN-REC	YDS	TD	FORCED	OPP-REC	YDS	TD	OUT-BDS
D.Taylor	0	0	0	0	0	1	0	0	0	0
Total	0	0	0	0	0	1	0	0	0	0



Final Team Statistics

	Visitor Rams	Home Lions
TOTAL FIRST DOWNS	23	20
By Rushing	5	6
By Passing	16	12
By Penalty	2	2
THIRD DOWN EFFICIENCY	6-9-67%	6-11-55%
FOURTH DOWN EFFICIENCY	0-1-0%	2-2-100%
TOTAL NET YARDS	387	348
Total Offensive Plays (inc. times thrown passing)	55	58
Average gain per offensive play	7.0	6.0
NET YARDS RUSHING	76	83
Total Rushing Plays	22	26
Average gain per rushing play	3.5	3.2
Tackles for a loss-number and yards	3-8	6-18
NET YARDS PASSING	311	265
Times thrown - yards lost attempting to pass	1-10	1-5
Gross yards passing	321	270
PASS ATTEMPTS-COMPLETIONS-HAD INTERCEPTED	32-27-1	31-23-0
Avg gain per pass play (inc.# thrown passing)	9.4	8.3
KICKOFFS Number-In End Zone-Touchbacks	5-4-3	6-5-4
PUNTS Number and Average	2-47.0	2-52.0
Had Blocked	0	0
FGs - PATs Had Blocked	0-0	0-0
Net Punting Average	45.0	51.0
TOTAL RETURN YARDAGE (Not Including Kickoffs)	2	4
No. and Yards Punt Returns	1-2	1-4
No. and Yards Kickoff Returns	2-39	2-44
No. and Yards Interception Returns	0-0	1-0
PENALTIES Number and Yards	8-62	7-62
FUMBLES Number and Lost	1-0	0-0
TOUCHDOWNS	4	4
Rushing	1	0
Passing	3	4
EXTRA POINTS Made-Attempts	4-4	4-4
Kicking Made-Attempts	4-4	4-4
FIELD GOALS Made-Attempts	0-0	1-1
RED ZONE EFFICIENCY	3-4-75%	3-4-75%
GOAL TO GO EFFICIENCY	1-2-50%	3-3-100%
SAFETIES	0	0
FINAL SCORE	28	31
TIME OF POSSESSION	27:48	32:12



Ball Possession And Drive Chart

Los Angeles Rams

#	Time Recd	Time Lost	Time Poss	How Ball Obtained	Drive Began	# Play	Yds Gain	Yds Pen	Net Yds	1st Down	Last Scrm	How Given Up
1	10:44	5:15	5:29	Kickoff	LA 25	10	75	0	75	5	DET 20	Touchdown
2	1:52	11:01	5:51	Punt	LA 16	11	84	0	84	6	* DET 1	Touchdown
3	3:07	0:00	3:07	Kickoff	LA 18	10	58	22	80	4	* DET 1	Downs
4	15:00	12:07	2:53	Kickoff	LA 10	3	6	-10	-4	0	LA 6	Punt
5	9:50	6:33	3:17	Kickoff	LA 25	6	75	0	75	3	* DET 15	Touchdown
6	4:56	14:09	5:47	Punt	LA 20	10	80	0	80	5	* DET 9	Touchdown
7	6:02	5:06	0:56	Kickoff	LA 25	3	5	-5	0	0	LA 25	Punt
8	1:29	1:01	0:28	Kickoff	LA 25	2	4	0	4	0	LA 29	Interception

(164) Average LA 20

Detroit Lions

#	Time Recd	Time Lost	Time Poss	How Ball Obtained	Drive Began	# Play	Yds Gain	Yds Pen	Net Yds	1st Down	Last Scrm	How Given Up
1	15:00	10:44	4:16	Kickoff	DET 25	8	75	0	75	4	* LA 7	Touchdown
2	5:15	1:52	3:23	Kickoff	DET 28	5	13	-5	8	1	DET 36	Punt
3	11:01	3:07	7:54	Kickoff	DET 25	14	80	-5	75	6	* LA 2	Touchdown
4	12:07	9:50	2:17	Punt	DET 40	5	60	0	60	2	* LA 4	Touchdown
5	6:33	4:56	1:37	Kickoff	DET 25	3	1	0	1	0	DET 26	Punt
6	14:09	6:02	8:07	Kickoff	DET 16	13	77	7	84	5	LA 23	Touchdown
7	5:06	1:29	3:37	Punt	DET 39	9	44	0	44	2	* LA 17	Field Goal
8	1:01	0:00	1:01	Interception	DET 45	2	-2	0	-2	0	DET 45	End of Game

(243) Average DET 30

* inside opponent's 20

Time of Possession by Quarter

	1st	2nd	3rd	4th	OT	Total
Visitor Los Angeles Rams	7:21	7:06	11:06	2:15		27:48
Home Detroit Lions	7:39	7:54	3:54	12:45		32:12

Kickoff Drive No.-Start Average

Rams: 6 - LA 21 Lions: 5 - DET 24



First Half Summary

PERIOD SCORES

Rams	7	7 = 14
Lions	7	7 = 14

TIME OF POSSESSION

Rams	14:27
Lions	15:33

Scoring Plays

Team	Qtr	Time	Play Description (Extra Point) (Drive Info)	Visitor	Home
Lions	1	10:44	M.Jones 7 yd. pass from M.Stafford (M.Prater kick) (8-75, 4:16)	0	7
Rams	1	5:15	K.Britt 20 yd. pass from C.Keenum (G.Zuerlein kick) (10-75, 5:29)	7	7
Rams	2	11:01	C.Keenum 1 yd. run (G.Zuerlein kick) (11-84, 5:51)	14	7
Lions	2	3:07	A.Roberts 2 yd. pass from M.Stafford (M.Prater kick) (14-75, 7:54)	14	14

	Los Angeles Rams	Detroit Lions
TOTAL FIRST DOWNS	15	11
First Downs Rushing-Passing-by Penalty	5 - 8 - 2	4 - 6 - 1
THIRD DOWN EFFICIENCY	3-4-75%	1-4-25%
TOTAL NET YARDS	217	168
Total Offensive Plays	31	27
NET YARDS RUSHING	48	49
NET YARDS PASSING	169	119
Gross Yards Passing	179	119
Times thrown-yards lost attempting to pass	1-10	0-0
Pass Attempts-Completions-Had Intercepted	17 - 15 - 0	16 - 12 - 0
Punts-Number and Average	0 - 0	1 - 48
Penalties-Number and Yards	2 - 15	5 - 47
Fumbles-Number and Lost	1 - 0	0 - 0
Red Zone Efficiency	1-2-50%	2-2-100%
Average Drive Start	LA 20	DET 26

Los Angeles Rams

Detroit Lions

RUSHING						RUSHING					
	ATT	YDS	AVG	LG	TD		ATT	YDS	AVG	LG	TD
T.Gurley	8	43	5.4	15	0	Z.Zenner	7	31	4.4	15	0
C.Keenum	2	3	1.5	2	1	J.Forsett	2	8	4.0	9	0
T.Austin	3	2	0.7	8	0	M.Stafford	1	7	7.0	7	0
						G.Tate	1	3	3.0	3	0
Total	13	48	3.7	15	1	Total	11	49	4.5	15	0

PASSING									PASSING								
	ATT	CMP	YDS	SK/YD	TD	LG	IN	RT		ATT	CMP	YDS	SK/YD	TD	LG	IN	RT
C.Keenum	17	15	179	1/10	1	43	0	130.1	M.Stafford	16	12	119	0/0	2	34	0	135.2
Total	17	15	179	1/10	1	43	0	130.1	Total	16	12	119	0/0	2	34	0	135.2

PASS RECEIVING								PASS RECEIVING							
	TAR	REC	YDS	AVG	LG	TD		TAR	REC	YDS	AVG	LG	TD		
K.Britt	4	4	74	18.5	43	1	A.Boldin	6	5	38	7.6	15	0		
T.Gurley	3	3	34	11.3	13	0	G.Tate	4	3	54	18.0	34	0		
B.Quick	2	2	25	12.5	16	0	M.Jones	4	2	10	5.0	7	1		
B.Cunningham	2	2	14	7.0	9	0	Z.Zenner	1	1	15	15.0	15	0		
T.Austin	3	2	12	6.0	15	0	A.Roberts	1	1	2	2.0	2	1		
B.Marquez	1	1	13	13.0	13	0									
L.Kendricks	2	1	7	7.0	7	0									
Total	17	15	179	11.9	43	1	Total	16	12	119	9.9	34	2		

Los Angeles Rams

Regular Defensive Plays

Special Teams

Misc

	TKL	AST	COMB	SK	/ YDS	TFL	Q	IN	PD	FF	FR	TKL	AST	FF	FR	BL	TKL	AST	FF	FR	
T.Hill	5	1	6	0	0	0	0	0	0	0	0	0	0	0	0	0	0	0	0	0	0
A.Ogletree	3	1	4	0	0	1	0	0	0	0	0	0	0	0	0	0	0	0	0	0	0
L.Joyner	3	0	3	0	0	0	0	0	0	0	0	0	0	0	0	0	0	0	0	0	0
M.Barron	1	2	3	0	0	0	0	0	0	0	0	0	0	0	0	0	0	0	0	0	0
Total	12	4	16	0	0	1	0	0	0	0	0	0	0	0	0	0	0	0	0	0	0

Detroit Lions

Regular Defensive Plays

Special Teams

Misc

	TKL	AST	COMB	SK	/ YDS	TFL	QH	IN	PD	FF	FR	TKL	AST	FF	FR	BL	TKL	AST	FF	FR
T.Whitehead	4	1	5	0	0	0	0	0	0	0	0	0	0	0	0	0	0	0	0	0
Q.Diggs	3	0	3	0	0	1	0	0	0	0	0	0	0	0	0	0	0	0	0	0
K.Van Noy	3	0	3	0	0	0	0	0	0	0	0	0	0	0	0	0	0	0	0	0
T.Wilson	2	1	3	0	0	0	0	0	0	0	0	0	0	0	0	0	0	0	0	0
Total	12	2	14	0	0	1	0	0	0	0	0	0	0	0	0	0	0	0	0	0



First Quarter

Play By Play

LA wins the coin toss and elects to defer. DET elects to Receive, and LA elects to defend the west goal.

G.Zuerlein kicks 65 yards from LA 35 to end zone, Touchback.

Detroit Lions at 15:00

1-10-DET 25	(15:00) (Shotgun) Z.Zenner up the middle to DET 40 for 15 yards (L.Joyner).	R1
<u>1-10-DET 40</u>	(14:22) (Shotgun) M.Stafford pass incomplete short left to M.Jones (M.Brockers).	
2-10-DET 40	(14:18) C.Robinson reported in as eligible. Z.Zenner up the middle to DET 42 for 2 yards (M.Brockers).	
3-8-DET 42	(13:46) (Shotgun) M.Stafford scrambles up the middle to DET 49 for 7 yards (A.Ogletree).	
4-1-DET 49	(13:02) C.Robinson reported in as eligible. Z.Zenner right tackle to LA 49 for 2 yards (M.Barron).	R2
<u>1-10-LA 49</u>	(12:18) (Shotgun) M.Stafford pass short middle to A.Boldin to LA 41 for 8 yards (A.Ogletree).	
2-2-LA 41	(11:36) (Shotgun) M.Stafford pass short right to G.Tate to LA 7 for 34 yards (M.Alexander).	P3
<u>1-7-LA 7</u>	(10:47) (Shotgun) M.Stafford pass short left to M.Jones for 7 yards, TOUCHDOWN [W.Hayes].	P4
	M.Prater extra point is GOOD, Center-D.Muhlbach, Holder-S.Martin.	

LA 0 DET 7, 8 plays, 75 yards, 4:16 drive, 4:16 elapsed

S.Martin kicks 65 yards from DET 35 to end zone, Touchback.

Los Angeles Rams at 10:44

1-10-LA 25	(10:44) T.Gurley left tackle to LA 40 for 15 yards (T.Wilson).	R1
<u>1-10-LA 40</u>	(10:09) (Shotgun) C.Keenum pass short right to T.Austin to LA 37 for -3 yards (Q.Diggs).	
2-13-LA 37	(9:24) C.Keenum pass short left to T.Austin pushed ob at DET 48 for 15 yards (G.Quin).	P2
<u>1-10-DET 48</u>	(8:47) T.Gurley up the middle to DET 43 for 5 yards (T.Whitehead).	
2-5-DET 43	(8:01) T.Gurley right tackle to DET 36 for 7 yards (T.Wilson).	R3
<u>1-10-DET 36</u>	(7:16) (Shotgun) C.Keenum pass incomplete short right to L.Kendricks (A.Robinson).	
2-10-DET 36	(7:12) (Shotgun) C.Keenum pass short middle to B.Quick to DET 27 for 9 yards (Q.Diggs).	
3-1-DET 27	(6:33) T.Gurley up the middle to DET 25 for 2 yards (K.Van Noy).	R4
<u>1-10-DET 25</u>	(5:56) C.Keenum pass short right to K.Britt to DET 20 for 5 yards (D.Slay).	
2-5-DET 20	(5:24) C.Keenum pass short right to K.Britt for 20 yards, TOUCHDOWN.	P5
	G.Zuerlein extra point is GOOD, Center-J.McQuaide, Holder-J.Hekker.	

LA 7 DET 7, 10 plays, 75 yards, 5:29 drive, 9:45 elapsed

G.Zuerlein kicks 64 yards from LA 35 to DET 1. A.Roberts to DET 28 for 27 yards (J.Forrest).

Detroit Lions at 5:15, (1st play from scrimmage 5:09)

1-10-DET 28	<i>(5:09) C.Robinson reported in as eligible. PENALTY on DET-C.Robinson, False Start, 5 yards, enforced at DET 28 - No Play.</i>	
1-15-DET 23	(5:09) (Shotgun) M.Stafford pass short right to A.Boldin pushed ob at DET 30 for 7 yards (L.Joyner).	
2-8-DET 30	(4:38) J.Forsett left end to DET 29 for -1 yards (A.Ogletree).	
3-9-DET 29	<i>(4:19) (Shotgun) PENALTY on DET-T.Decker, False Start, 5 yards, enforced at DET 29 - No Play.</i>	
3-14-DET 24	(3:55) (Shotgun) M.Stafford pass incomplete deep right to M.Jones [D.Easley].	
	<i>PENALTY on LA-E.Westbrooks, Defensive Holding, 5 yards, enforced at DET 24 - No Play.</i>	X5
<u>1-10-DET 29</u>	(3:26) (Shotgun) J.Forsett up the middle to DET 38 for 9 yards (T.McDonald, T.Hill).	
2-1-DET 38	(2:38) (Shotgun) C.Robinson reported in as eligible. M.Stafford pass incomplete short right to G.Tate.	
3-1-DET 38	(2:34) Z.Zenner right tackle to DET 36 for -2 yards (J.Forrest).	
4-3-DET 36	(1:59) S.Martin punts 48 yards to LA 16, Center-D.Muhlbach, fair catch by T.Austin.	

Los Angeles Rams at 1:52

1-10-LA 16	(1:52) C.Keenum pass short left to T.Gurley pushed ob at LA 29 for 13 yards (T.Whitehead) [K.Thornton].	P6
<u>1-10-LA 29</u>	(1:19) T.Gurley left tackle to LA 32 for 3 yards (T.Armbrister).	
2-7-LA 32	(:39) (Shotgun) C.Keenum pass short right to B.Quick to LA 48 for 16 yards (Q.Diggs).	P7

END OF QUARTER

	Score	Time Poss	First Downs				Efficiencies	
			R	P	X	T	3 Down	4 Down
Los Angeles Rams	7	7:21	3	4	0	7	1/1	0/0
Detroit Lions	7	7:39	2	2	1	5	0/2	1/1



Second Quarter

10/16/2016

Play By Play

Los Angeles Rams continued.

<u>1-10-LA 48</u>	(15:00) (Shotgun) C.Keenum pass incomplete short middle to T.Austin [S.Charles].	
2-10-LA 48	(14:57) (Shotgun) C.Keenum pass short right to B.Cunningham ran ob at DET 43 for 9 yards (K.Van Noy).	
3-1-DET 43	(14:20) C.Keenum scrambles right end to DET 41 for 2 yards (K.Van Noy).	R8
<u>1-10-DET 41</u>	(13:41) (Shotgun) T.Gurley up the middle to DET 35 for 6 yards (A.Zettel).	
2-4-DET 35	(12:58) (Shotgun) C.Keenum pass short middle to B.Marquez to DET 22 for 13 yards (T.Wilson; T.Whitehead).	P9
<u>1-10-DET 22</u>	(12:19) T.Austin right end to DET 14 for 8 yards (K.Thornton).	
	Timeout #1 by LA at 11:42.	
2-2-DET 14	(11:42) (Shotgun) C.Keenum pass short left to T.Gurley pushed ob at DET 1 for 13 yards (T.Whitehead).	P10
<u>1-1-DET 1</u>	(11:03) A.Donnal reported in as eligible. C.Keenum scrambles right end for 1 yard, TOUCHDOWN.	R11
	G.Zuerlein extra point is GOOD, Center-J.McQuaide, Holder-J.Hekker.	

LA 14 DET 7, 11 plays, 84 yards, 5:51 drive, 3:59 elapsed
--

G.Zuerlein kicks 65 yards from LA 35 to end zone, Touchback.

Detroit Lions at 11:01

1-10-DET 25	(11:01) (Shotgun) Z.Zenner left tackle to DET 26 for 1 yard (T.Hill).	
2-9-DET 26	(10:25) (Shotgun) M.Stafford pass short left to G.Tate pushed ob at DET 38 for 12 yards (T.Hill).	P6
	<i>Penalty on LA-L.Joyner, Defensive Holding, declined.</i>	
<u>1-10-DET 38</u>	(10:00) (Shotgun) C.Robinson reported in as eligible. G.Tate left end to DET 41 for 3 yards (T.Hill).	
2-7-DET 41	(9:23) (Shotgun) <i>PENALTY on DET-G.Glasgow, False Start, 5 yards, enforced at DET 41 - No Play.</i>	
2-12-DET 36	(9:00) (Shotgun) M.Stafford pass short left to M.Jones to DET 39 for 3 yards (W.Hayes).	
3-9-DET 39	(8:20) (Shotgun) M.Stafford pass short left to Z.Zenner to LA 46 for 15 yards (T.Hill).	P7
<u>1-10-LA 46</u>	(7:34) C.Robinson reported in as eligible. M.Stafford pass short left to G.Tate to LA 38 for 8 yards (T.Hill, M.Barron).	
2-2-LA 38	(6:49) (Shotgun) Z.Zenner up the middle to LA 32 for 6 yards (E.Gaines).	R8
<u>1-10-LA 32</u>	(6:04) (Shotgun) M.Stafford pass short right to A.Boldin to LA 26 for 6 yards (E.Gaines; M.Barron).	
2-4-LA 26	(5:25) (Shotgun) Z.Zenner left end to LA 19 for 7 yards (L.Joyner).	R9
<u>1-10-LA 19</u>	(4:40) (Shotgun) M.Stafford pass short right to A.Boldin to LA 4 for 15 yards (T.McDonald; A.Ogletree).	P10
<u>1-4-LA 4</u>	(3:58) (Shotgun) M.Stafford pass short middle to A.Boldin to LA 2 for 2 yards (M.Longacre).	
2-2-LA 2	(3:19) C.Robinson reported in as eligible. M.Stafford pass incomplete short left to M.Jones.	
3-2-LA 2	(3:12) (Shotgun) M.Stafford pass incomplete short middle to A.Boldin.	
4-2-LA 2	(3:12) (Shotgun) M.Stafford pass short right to A.Roberts for 2 yards, TOUCHDOWN.	P11
	<i>Penalty on LA-E.Gaines, Defensive Pass Interference, declined.</i>	
	M.Prater extra point is GOOD, Center-D.Muhlbach, Holder-S.Martin.	

LA 14 DET 14, 14 plays, 75 yards, 7:54 drive, 11:53 elapsed
--

S.Martin kicks 64 yards from DET 35 to LA 1. B.Cunningham to LA 18 for 17 yards (T.Armbrister).

Los Angeles Rams at 3:07, (1st play from scrimmage 3:03)

1-10-LA 18	(3:03) T.Gurley right end to LA 24 for 6 yards (D.Taylor).
2-4-LA 24	(2:32) T.Austin right tackle to LA 24 for no gain (A.Robinson).

Two-Minute Warning

3-4-LA 24	(2:00) (Shotgun) C.Keenum pass short right to B.Cunningham ran ob at LA 29 for 5 yards (N.Lawson).	P12
<u>1-10-LA 29</u>	(1:56) (Shotgun) C.Keenum pass short middle to L.Kendricks to LA 36 for 7 yards (R.Bush).	
2-3-LA 36	(1:26) (Shotgun) C.Keenum pass incomplete short left to T.Austin.	
	<i>PENALTY on LA-G.Robinson, Offensive Holding, 10 yards, enforced at LA 36 - No Play.</i>	
2-13-LA 26	(1:20) (Shotgun) C.Keenum pass deep left to K.Britt pushed ob at DET 31 for 43 yards (D.Slay).	P13
<u>1-10-DET 31</u>	(1:09) (Shotgun) C.Keenum pass incomplete deep left to T.Austin.	
	<i>PENALTY on DET-N.Lawson, Defensive Pass Interference, 22 yards, enforced at DET 31 - No Play.</i>	X14
	<i>Penalty on DET-K.Thornton, Defensive Offside, declined.</i>	
<u>1-9-DET 9</u>	(1:06) (Shotgun) C.Keenum sacked at DET 18 for -9 yards (D.Taylor). FUMBLES (D.Taylor) [D.Taylor], and recovers at DET 19. C.Keenum to DET 19 for no gain (E.Ansah).	
	Timeout #1 by DET at 00:57.	
2-19-DET 19	(:57) (Shotgun) C.Keenum pass incomplete deep right to T.Austin (N.Lawson).	
	<i>PENALTY on DET-G.Quin, Unnecessary Roughness, 10 yards, enforced at DET 19 - No Play.</i>	X15



Los Angeles Rams vs Detroit Lions at Ford Field

Timeout #2 by DET at 00:49.

2-15-DET 15 (:49) (Shotgun) C.Keenum pass short right to T.Gurley pushed ob at DET 7 for 8 yards (T.Whitehead). DET-S.Charles was injured during the play.

Timeout #3 by DET at 00:45. Charged due to injury.

3-7-DET 7 (:45) (Shotgun) C.Keenum pass short middle to K.Britt to DET 1 for 6 yards (G.Quin; R.Bush).

The Replay Official reviewed the runner broke the plane ruling, and the play was Upheld. The ruling on the field stands.

Timeout #2 by LA at 00:04.

4-1-DET 1 (:04) A.Donnal reported in as eligible. T.Gurley up the middle to DET 2 for -1 yards (T.Walker, S.Charles).

END OF QUARTER

	Score	Time Poss	First Downs				Efficiencies	
			R	P	X	T	3 Down	4 Down
Los Angeles Rams	14	7:06	2	4	2	8	2/3	0/1
Detroit Lions	14	7:54	2	4	0	6	1/2	1/1



Third Quarter

Play By Play

LA elects to Receive, and DET elects to defend the West goal.

S.Martin kicks 67 yards from DET 35 to LA -2. B.Cunningham to LA 28 for 30 yards (Q.Diggs).

PENALTY on LA-E.Sims, Offensive Holding, 10 yards, enforced at LA 20.

Los Angeles Rams at 15:00, (1st play from scrimmage 14:53)

- 1-10-LA 10 (14:53) T.Gurley up the middle to LA 9 for -1 yards (K.Hyder).
- 2-11-LA 9 (14:13) (Shotgun) C.Keenum pass short left to L.Kendricks to LA 15 for 6 yards (T.Whitehead).
- 3-5-LA 15 (13:31) (Shotgun) *PENALTY on LA-T.Austin, False Start, 5 yards, enforced at LA 15 - No Play.*
- 3-10-LA 10 (13:08) (Shotgun) *PENALTY on LA-G.Robinson, False Start, 5 yards, enforced at LA 10 - No Play.*
- 3-15-LA 5 (12:48) (Shotgun) B.Cunningham right tackle to LA 6 for 1 yard (A.Bryant; T.Whitehead).
- 4-14-LA 6 (12:14) J.Hekker punts 54 yards to DET 40, Center-J.McQuaide, fair catch by A.Roberts.

Detroit Lions at 12:07

- 1-10-DET 40 (12:07) C.Robinson reported in as eligible. J.Forsett right tackle to DET 34 for -6 yards (J.Forrest). LA-M.Brockers was injured during the play. His return is Questionable.
- 2-16-DET 34 (11:41) (Shotgun) M.Stafford scrambles right end to DET 38 for 4 yards (E.Gaines).
- 3-12-DET 38 (10:57) (Shotgun) M.Stafford pass deep left to G.Tate for 62 yards, TOUCHDOWN. P12
- Penalty on LA-A.Donald, Defensive Offside, declined.*
- The Replay Official reviewed the runner was not down by contact ruling, and the play was REVERSED. (Shotgun) M.Stafford pass deep left to G.Tate to LA 1 for 61 yards (T.Hill).
- Penalty on LA-A.Donald, Defensive Offside, declined.*
- 1-1-LA 1 (10:35) C.Robinson reported in as eligible. Z.Zenner right end to LA 4 for -3 yards (A.Ogletree).
- 2-4-LA 4 (9:52) (Shotgun) M.Stafford pass short left to A.Boldin for 4 yards, TOUCHDOWN. P13
- M.Prater extra point is GOOD, Center-D.Muhlbach, Holder-S.Martin.

LA 14 DET 21, 5 plays, 60 yards, 2:17 drive, 5:10 elapsed

S.Martin kicks 65 yards from DET 35 to end zone, Touchback.

Los Angeles Rams at 9:50

- 1-10-LA 25 (9:50) C.Keenum pass deep left to K.Britt to DET 28 for 47 yards (J.Bademosi). P16
- 1-10-DET 28 (9:17) (Shotgun) C.Keenum pass short right to L.Kendricks to DET 24 for 4 yards (T.Armbrister).
- 2-6-DET 24 (8:28) C.Keenum left tackle to DET 20 for 4 yards (K.Van Noy).
- 3-2-DET 20 (7:45) (Shotgun) C.Keenum pass short left to T.Gurley ran ob at DET 15 for 5 yards (K.Van Noy). P17
- 1-10-DET 15 (7:17) T.Gurley up the middle to DET 15 for no gain (A.Zettel).
- 2-10-DET 15 (6:39) (Shotgun) C.Keenum pass short left to L.Kendricks for 15 yards, TOUCHDOWN. P18
- G.Zuerlein extra point is GOOD, Center-J.McQuaide, Holder-J.Hekker.

LA 21 DET 21, 6 plays, 75 yards, 3:17 drive, 8:27 elapsed

G.Zuerlein kicks 65 yards from LA 35 to end zone, Touchback.

Detroit Lions at 6:33

- 1-10-DET 25 (6:33) (Shotgun) Z.Zenner up the middle to DET 22 for -3 yards (A.Donald).
- 2-13-DET 22 (5:59) (Shotgun) M.Stafford pass short left to Z.Zenner to DET 26 for 4 yards (L.Joyner, A.Ogletree).
- 3-9-DET 26 (5:15) (Shotgun) M.Stafford pass incomplete short right to M.Jones (L.Joyner).
- 4-9-DET 26 (5:07) S.Martin punts 56 yards to LA 18, Center-D.Muhlbach. T.Austin to LA 20 for 2 yards (T.Armbrister).

Los Angeles Rams at 4:56

- 1-10-LA 20 (4:56) C.Keenum pass short left to B.Quick to LA 33 for 13 yards (G.Quin). P19
- 1-10-LA 33 (4:19) C.Keenum pass short right to L.Kendricks pushed ob at LA 35 for 2 yards (T.Whitehead).
- 2-8-LA 35 (3:47) T.Gurley left tackle to LA 38 for 3 yards (K.Hyder).
- 3-5-LA 38 (3:03) (Shotgun) C.Keenum pass short right to K.Britt to LA 44 for 6 yards (Q.Diggs). P20
- 1-10-LA 44 (2:27) B.Cunningham right end to DET 48 for 8 yards (K.Thornton).
- 2-2-DET 48 (1:48) C.Keenum pass short right to B.Quick to DET 29 for 19 yards (G.Quin). P21
- 1-10-DET 29 (1:00) C.Keenum pass short middle to T.Austin to DET 17 for 12 yards (N.Lawson). P22
- 1-10-DET 17 (:24) (Shotgun) T.Gurley left tackle to DET 9 for 8 yards (A.Zettel).

END OF QUARTER

	Score	Time Poss	First Downs				Efficiencies	
			R	P	X	T	3 Down	4 Down
Los Angeles Rams	21	11:06	0	7	0	7	2/3	0/0
Detroit Lions	21	3:54	0	2	0	2	1/2	0/0



Fourth Quarter

10/16/2016

Play By Play

Los Angeles Rams continued.

2-2-DET 9 (15:00) (Shotgun) T.Gurley left tackle to DET 9 for no gain (A.Zettel).

3-2-DET 9 (14:16) (Shotgun) C.Keenum pass short right to K.Britt for 9 yards, TOUCHDOWN.

P23

G.Zuerlein extra point is GOOD, Center-J.McQuaide, Holder-J.Hekker.

LA 28 DET 21, 10 plays, 80 yards, 5:47 drive, 0:51 elapsed

G.Zuerlein kicks 66 yards from LA 35 to DET -1. A.Roberts ran ob at DET 16 for 17 yards (M.Barron).

Detroit Lions at 14:09, (1st play from scrimmage 14:05)

1-10-DET 16 (14:05) (Shotgun) M.Stafford pass incomplete short right to M.Jones.

2-10-DET 16 (14:00) (No Huddle, Shotgun) M.Stafford pass incomplete short left to G.Tate [A.Donald].

3-10-DET 16 (13:58) (Shotgun) M.Stafford sacked at DET 5 for -11 yards (A.Donald).

PENALTY on LA-D.Easley, Defensive Offside, 5 yards, enforced at DET 16 - No Play.

3-5-DET 21 (13:31) (Shotgun) M.Stafford pass short middle to A.Roberts to DET 32 for 11 yards (E.Gaines).

P14

1-10-DET 32 (13:04) (No Huddle) Z.Zenner right tackle to DET 32 for no gain (A.Ogletree).

PENALTY on DET-T.Swanson, Offensive Holding, 10 yards, enforced at DET 32 - No Play.

1-20-DET 22 (12:37) (Shotgun) Z.Zenner left end to DET 41 for 19 yards (L.Joyner; M.Barron).

2-1-DET 41 (11:50) C.Robinson reported in as eligible. J.Forsett right tackle to DET 41 for no gain (A.Donald).

3-1-DET 41 (11:03) (Shotgun) M.Stafford pass short left to G.Tate to LA 46 for 13 yards (L.Joyner).

P15

1-10-LA 46 (10:22) (Shotgun) M.Stafford pass incomplete short left to J.Forsett.

2-10-LA 46 (10:16) (Shotgun) J.Forsett up the middle to LA 43 for 3 yards (A.Donald).

3-7-LA 43 (9:30) (Shotgun) PENALTY on DET-M.Stafford, Delay of Game, 5 yards, enforced at LA 43 - No Play.

3-12-LA 48 (9:13) (Shotgun) M.Stafford pass incomplete deep left to M.Jones [A.Donald].

PENALTY on LA-M.Alexander, Defensive Pass Interference, 17 yards, enforced at LA 48 - No Play.

X16

1-10-LA 31 (9:08) M.Jones right end to LA 28 for 3 yards (A.Ogletree; T.McDonald).

2-7-LA 28 (8:24) (Shotgun) M.Stafford pass short right to C.Harbor pushed ob at LA 25 for 3 yards (M.Barron).

3-4-LA 25 (7:45) (Shotgun) M.Stafford scrambles left tackle to LA 20 for 5 yards (A.Ogletree).

R17

1-10-LA 20 (6:57) (Shotgun) Z.Zenner right end to LA 23 for -3 yards (L.Joyner; T.McDonald). LA-L.Joyner was injured during the play. His return is Questionable.

2-13-LA 23 (6:09) (Shotgun) M.Stafford pass short left to G.Tate for 23 yards, TOUCHDOWN.

P18

M.Prater extra point is GOOD, Center-D.Muhlbach, Holder-S.Martin.

LA 28 DET 28, 13 plays, 84 yards, 2 penalties, 8:07 drive, 8:58 elapsed

S.Martin kicks 65 yards from DET 35 to end zone, Touchback.

Los Angeles Rams at 6:02

1-10-LA 25 (6:02) (Shotgun) C.Keenum pass incomplete short right to L.Kendricks (D.Taylor).

2-10-LA 25 (5:59) A.Donnal reported in as eligible. T.Gurley up the middle to LA 30 for 5 yards (T.Whitehead).

3-5-LA 30 (5:17) (Shotgun) C.Keenum pass incomplete short right to K.Britt (D.Slay).

4-5-LA 30 (5:13) (Punt formation) PENALTY on LA-C.Davis, False Start, 5 yards, enforced at LA 30 - No Play.

4-10-LA 25 (5:13) J.Hekker punts 40 yards to DET 35, Center-J.McQuaide. A.Roberts to DET 39 for 4 yards (C.Reynolds).

Detroit Lions at 5:06

1-10-DET 39 (5:06) (Shotgun) M.Stafford pass short left to A.Boldin to DET 46 for 7 yards (L.Joyner).

2-3-DET 46 (4:30) (Shotgun) Z.Zenner left tackle to DET 48 for 2 yards (M.Barron).

3-1-DET 48 (3:46) M.Stafford pass short left to A.Boldin to LA 41 for 11 yards (E.Gaines) [E.Westbrooks].

P19

1-10-LA 41 (3:02) (Shotgun) Z.Zenner up the middle to LA 34 for 7 yards (T.Hill; A.Ogletree).

2-3-LA 34 (2:19) Z.Zenner right end to LA 26 for 8 yards (C.Thomas).

R20

Two-Minute Warning

1-10-LA 26 (2:00) (Shotgun) M.Stafford sacked at LA 31 for -5 yards (A.Donald).

Timeout #1 by LA at 01:54.

2-15-LA 31 (1:54) (Shotgun) M.Stafford pass short right to G.Tate to LA 29 for 2 yards (L.Joyner).

Timeout #2 by LA at 01:47.

3-13-LA 29 (1:47) (Shotgun) M.Stafford pass short left to G.Tate to LA 17 for 12 yards (L.Joyner).

Timeout #3 by LA at 01:33.

Timeout #2 by DET at 01:33.



Los Angeles Rams vs Detroit Lions at Ford Field

4-1-LA 17 (1:33) M.Prater 34 yard field goal is GOOD, Center-D.Muhlbach, Holder-S.Martin.

LA 28 DET 31, 9 plays, 44 yards, 3:37 drive, 13:31 elapsed

S.Martin kicks 65 yards from DET 35 to end zone, Touchback.

Los Angeles Rams at 1:29

1-10-LA 25 (1:29) (Shotgun) C.Keenum pass short right to B.Quick to LA 29 for 4 yards (R.Bush).

2-6-LA 29 (1:09) (No Huddle, Shotgun) C.Keenum pass deep middle intended for L.Kendricks INTERCEPTED by R.Bush at DET 45. R.Bush to DET 45 for no gain.

Detroit Lions at 1:01

1-10-DET 45 (1:01) M.Stafford kneels to DET 45 for no gain.

2-10-DET 45 (:49) M.Stafford kneels to DET 43 for -2 yards.

END OF QUARTER

	Score	Time Poss	First Downs				Efficiencies	
			R	P	X	T	3 Down	4 Down
Los Angeles Rams	28	2:15	0	1	0	1	1/2	0/0
Detroit Lions	31	12:45	2	4	1	7	4/5	0/0



Miscellaneous Statistics Report

Los Angeles Rams vs Detroit Lions
10/16/2016 at Ford Field

Ten Longest Plays for Los Angeles Rams

Yards	Qtr	Play Start	Play Description
47	3	1-10-LA 25	(9:50) C.Keenum pass deep left to K.Britt to DET 28 for 47 yards (J.Bademosi). Detroit challenged the pass completion ruling, and the play was Upheld. The ruling on the field was confirmed. (Timeout #1.)
43	2	2-13-LA 26	(1:20) (Shotgun) C.Keenum pass deep left to K.Britt pushed ob at DET 31 for 43 yards (D.Slay).
20	1	2-5-DET 20	(5:24) C.Keenum pass short right to K.Britt for 20 yards, TOUCHDOWN.
19	3	2-2-DET 48	(1:48) C.Keenum pass short right to B.Quick to DET 29 for 19 yards (G.Quin).
16	1	2-7-LA 32	(:39) (Shotgun) C.Keenum pass short right to B.Quick to LA 48 for 16 yards (Q.Diggs).
15	1	1-10-LA 25	(10:44) T.Gurley left tackle to LA 40 for 15 yards (T.Wilson).
15	1	2-13-LA 37	(9:24) C.Keenum pass short left to T.Austin pushed ob at DET 48 for 15 yards (G.Quin).
15	3	2-10-DET 15	(6:39) (Shotgun) C.Keenum pass short left to L.Kendricks for 15 yards, TOUCHDOWN.
13	1	1-10-LA 16	(1:52) C.Keenum pass short left to T.Gurley pushed ob at LA 29 for 13 yards (T.Whitehead) [K.Thornton].
13	2	2-4-DET 35	(12:58) (Shotgun) C.Keenum pass short middle to B.Marquez to DET 22 for 13 yards (T.Wilson; T.Whitehead).

Ten Longest Plays for Detroit Lions

Yards	Qtr	Play Start	Play Description
61	3	3-12-DET 38	(10:57) (Shotgun) M.Stafford pass deep left to G.Tate for 62 yards, TOUCHDOWN.
34	1	2-2-LA 41	(11:36) (Shotgun) M.Stafford pass short right to G.Tate to LA 7 for 34 yards (M.Alexander).
23	4	2-13-LA 23	(6:09) (Shotgun) M.Stafford pass short left to G.Tate for 23 yards, TOUCHDOWN.
19	4	1-20-DET 22	(12:37) (Shotgun) Z.Zenner left end to DET 41 for 19 yards (L.Joyner; M.Barron).
15	1	1-10-DET 25	(15:00) (Shotgun) Z.Zenner up the middle to DET 40 for 15 yards (L.Joyner).
15	2	3-9-DET 39	(8:20) (Shotgun) M.Stafford pass short left to Z.Zenner to LA 46 for 15 yards (T.Hill).
15	2	1-10-LA 19	(4:40) (Shotgun) M.Stafford pass short right to A.Boldin to LA 4 for 15 yards (T.McDonald; A.Ogletree).
13	4	3-1-DET 41	(11:03) (Shotgun) M.Stafford pass short left to G.Tate to LA 46 for 13 yards (L.Joyner).
12	2	2-9-DET 26	(10:25) (Shotgun) M.Stafford pass short left to G.Tate pushed ob at DET 38 for 12 yards (T.Hill).
12	4	3-13-LA 29	(1:47) (Shotgun) M.Stafford pass short left to G.Tate to LA 17 for 12 yards (L.Joyner).

Touchdown Scoring Information

		Offense	Defense	Special Teams
VISITOR	Los Angeles Rams	4	0	0
HOME	Detroit Lions	4	0	0

Player Scoring Information

Club	Player	TD	Rush TD	Rec TD	KO TD	Punt TD	Int TD	Fum TD	Misc TD	FG	XP	2Pt Rush	2Pt Rec	Sfty	Points
LA	K.Britt	0	0	2	0	0	0	0	0	0	0	0	0	0	12
LA	C.Keenum	0	1	0	0	0	0	0	0	0	0	0	0	0	6
LA	L.Kendricks	0	0	1	0	0	0	0	0	0	0	0	0	0	6
LA	G.Zuerlein	0	0	0	0	0	0	0	0	0	4	0	0	0	4
DET	M.Prater	0	0	0	0	0	0	0	0	1	4	0	0	0	7
DET	M.Jones	0	0	1	0	0	0	0	0	0	0	0	0	0	6
DET	A.Roberts	0	0	1	0	0	0	0	0	0	0	0	0	0	6
DET	A.Boldin	0	0	1	0	0	0	0	0	0	0	0	0	0	6
DET	G.Tate	0	0	1	0	0	0	0	0	0	0	0	0	0	6

Possession Detail

	First Half		Second Half		Game	
	Visitor	Home	Visitor	Home	Visitor	Home
Largest Lead	7	7	7	7	7	7
Drives Leading	0	0	0	1	0	1
Time of Possession Leading	0:00	0:00	0:00	1:01	0:00	1:01
Largest Deficit	-7	-7	-7	-7	-7	-7
Drives Trailing	1	1	2	1	3	2
Time of Possession Trailing	5:29	7:54	3:45	8:07	9:14	16:01
Times Score Tied Up		2		2		4
Lead Changes		2		3		5



Playtime Percentage



Los Angeles Rams

Detroit Lions

		Los Angeles Rams			Detroit Lions								
		Offense	Defense	Special Teams		Offense	Defense	Special Teams					
R Saffold	T	58	100%	4	17%	R Reiff	T	62	100%	5	21%		
R Havenstein	T	58	100%	4	17%	L Tomlinson	G	62	100%	5	21%		
J Brown	G	58	100%	4	17%	G Glasgow	C	62	100%	5	21%		
G Robinson	T	58	100%	4	17%	T Decker	T	62	100%	5	21%		
C Keenum	QB	58	100%			T Swanson	C	62	100%				
T Barnes	C	58	100%			M Stafford	QB	62	100%				
L Kendricks	TE	55	95%			M Jones	WR	56	90%				
T Austin	WR	49	84%	2	8%	A Boldin	WR	53	85%				
K Britt	WR	47	81%			G Tate	WR	50	81%				
T Gurley	RB	42	72%			Z Zenner	RB	48	77%	2	8%		
B Quick	WR	40	69%			C Harbor	TE	31	50%	5	21%		
T Higbee	TE	19	33%			K Lee	TE	19	31%	9	38%		
B Cunningham	RB	13	22%	8	33%	M Burton	FB	15	24%	11	46%		
C Harkey	TE	8	14%	14	58%	J Forsett	RB	12	19%				
B Marquez	WR	7	12%	15	62%	A Roberts	WR	11	18%	7	29%		
M Thomas	WR	7	12%	8	33%	C Robinson	T	11	18%	5	21%		
A Donnal	T	3	5%	4	17%	C Wick	TE	4	6%				
A Ogletree	LB		62	100%		T Whitehead	LB		58	100%	4	17%	
T McDonald	SS		61	98%	10	42%	G Quin	FS		58	100%	4	17%
M Alexander	FS		61	98%	5	21%	D Slay	CB		56	97%	4	17%
E Gaines	CB		61	98%	5	21%	K Van Noy	LB		49	84%	8	33%
M Barron	LB		60	97%	5	21%	T Wilson	SS		48	83%	2	8%
T Hill	CB		59	95%	5	21%	N Lawson	CB		39	67%	8	33%
A Donald	DT		53	85%	5	21%	D Taylor	DE		38	66%	1	4%
L Joyner	CB		45	73%			Q Diggs	CB		37	64%	8	33%
E Westbrook	DT		40	65%	5	21%	K Hyder	DE		34	59%	3	12%
D Easley	DT		31	50%	4	17%	T Walker	DT		32	55%	3	12%
E Sims	DE		30	48%	11	46%	E Ansah	DE		32	55%		
M Longacre	DE		29	47%	3	12%	K Thornton	DT		27	47%	2	8%
W Hayes	DE		26	42%			A Robinson	DT		24	41%	2	8%
C Thomas	DT		24	39%	5	21%	T Armbrister	LB		23	40%	19	79%
M Brockers	DT		17	27%	2	8%	S Charles	DT		22	38%	1	4%
J Forrest	LB		16	26%	10	42%	A Zettel	DE		20	34%	9	38%
C Davis	FS		2	3%	20	83%	J Bademosi	CB		16	28%	16	67%
C Littleton	LB		2	3%	15	62%	R Bush	SS		10	17%	8	33%
D Gratz	CB		2	3%	2	8%	A Bryant	DE		7	12%	1	4%
B Hager	LB		1	2%	15	62%	M Killebrew	SS		6	10%	19	79%
C Reynolds	RB			20	83%		B Copeland	DE		1	2%	17	71%
M Christian	SS			12	50%		A Williams	LB		1	2%	15	62%
D Rhaney	C			10	42%		D Carey	FS				15	62%
G Zuerlein	K			9	38%		S Martin	P				13	54%
M Brown	RB			7	29%		D Muhlbach	LS				7	29%
J Hekker	P			6	25%		M Prater	K				5	21%
J McQuaide	LS			6	25%		C Lucas	T				5	21%
							J Dahl	T				5	21%

