



JACKSONVILLE JAGUARS

VS.

OAKLAND RAIDERS

2016 NFL WEEK 7 GAME RELEASE

SUNDAY, OCT. 23 | 1:00 P.M. EST | EVERBANK FIELD




TABLE OF CONTENTS

- 2..... **Media Information**
- 3..... **Game Notes**
- 5..... **2016 Comparison**
- 6..... **Series History**
- 7..... **Hometown Heroes**
- 8..... **Bradley Notes**
- 9..... **Coaching Notes**
- 10..... **Offensive Notes**
 - 10-11..... Blake Bortles
 - 11-13..... Allen Robinson
 - 12-13..... Allen Hurns
 - 13 Arrelious Benn
 - 14 Julius Thomas
 - 14 Mercedes Lewis
 - 14 T.J. Yeldon
- 15..... **Defensive Notes**
 - 15 Paul Posluszny
 - 15-16..... Telvin Smith
 - 16 Malik Jackson
 - 16 Tashaun Gipson
 - 16 Johnathan Cyprien
 - 17 Yannick Ngakoue
 - 17 Jarrod Wilson
- 18..... **Special Teams**
 - 18 Jason Myers
 - 18 Brad Nortman
 - 18 Rashad Greene SR.
- 19..... **2016 Draft Class**
- 20..... **Last Time It Happened**
- 22..... **Jaguars 2016 Report**
- 24..... **Raiders 2016 Report**

Back Portion of Release

- Roster Information
- 2016 Statistics
- Player Bios
- Game Summaries
- Transcripts
- Year-by-Year Statistics
- Jaguars Record Book
- League Statistics



JACKSONVILLE JAGUARS

ONE EVERBANK FIELD DRIVE | JACKSONVILLE, FL | 32202



WEEKLY GAME RELEASE

WWW.JAGUARS.COM | (904) 633-6000 | @JAGUARS

FOR IMMEDIATE RELEASE

TUESDAY, OCT. 18, 2016



JACKSONVILLE JAGUARS (2-3) vs. OAKLAND RAIDERS (4-2)

SUNDAY, OCT. 23, 2016 • 1:00 EDT • EVERBANK FIELD (64,428)



Tad Dickman - Sr. Manager, Public Relations • Amanda Holt - Business Public Relations Strategy Manager • Alex Brooks - Public Relations Coordinator
Andy Esworthy - Public Relations Assistant • Gaby Moran - Public Relations Assistant • Dan Edwards - Senior Vice President, Communications



THE OVERVIEW

Coming off of their second straight victory, the Jacksonville Jaguars (2-3) host the Oakland Raiders (4-2) on Sunday, Oct. 23 at 1 p.m. EDT for their first game back at EverBank Field in 28 days. The Jaguars have faced the Raiders seven times in the regular season, with Jacksonville leading the series, 4-3. In their last meeting, the Raiders defeated the Jaguars at O.co Coliseum, 19-9, in Week 2 of the 2013 regular season. The two teams square off for the first time at EverBank Field since Week 14 in 2010, when the Jaguars won, 38-31. The Jaguars are 2-0 against the Raiders at EverBank Field.



BACK-TO-BACK

After the team's Week 4 victory over Indianapolis and Sunday's Week 6 victory over Chicago, the Jaguars have won back-to-back games for the first time since Weeks 10-11 of the 2015 season (at Baltimore, vs. Tennessee). A win over Oakland in Week 7 would mark the team's first three-game win streak since Weeks 12-14 of the 2013 season. Sunday's victory over Chicago also marked the first time the Jaguars have won back-to-back games away from EverBank Field since Weeks 12-13 of the 2013 season (at Houston, at Cleveland). Sunday's win marked the first Jaguars road victory over an NFC North opponent since Jacksonville defeated Detroit, 38-14, in Week 10 of the 2008 season. Prior to Sunday's win, Jacksonville's last victory at Soldier Field came on Sept. 6, 1998.

The Jaguars improved to 2-2 in games played immediately after the Bye Week under Head Coach **Gus Bradley**, who took over on January 17, 2013. In his four seasons as the head coach, Bradley's teams have a 10-14 record (0.417 win pct.) in games played after the Bye Week, compared to the 4-25 record (0.138) in games played before the Bye Week.



COMEBACK CATS

The Jaguars overcame a 13-point fourth quarter deficit to defeat the Bears, which is tied for the sixth-largest comeback in franchise history and the largest comeback since Nov. 30, 2014, when the Jaguars trailed the New York Giants by 21 points (largest comeback in franchise history) in the second quarter and won, 25-24.

Sunday's comeback was the third time in franchise history in which the team has trailed by 10 or more points in the fourth quarter and won (11/10/96 vs. BAL, 11 points, & 11/24/96 at BAL, 15 points). It was just the second time in team history that the Jaguars won a road game in which they were trailing by at least 13 points after three quarters. The other instance was on Nov. 24, 1996 against the Ravens.



BORTLES BRINGS HOME THE VICTORY

In Week 6 at Chicago, third-year QB **Blake Bortles** completed 20 of 33 passes (60.6 comp. pct.) for 271 yards, one TD and one INT for an 84.3 passer rating. Trailing 16-10 with 3:18 remaining in the fourth quarter, Bortles quickly put together a four-play, 78-yard drive that took 29 seconds off the clock and culminated in a 51-yard TD pass to WR **Arrelious Benn** with 2:58 remaining. It marked Benn's first TD reception with the Jaguars and his first TD reception since 12/24/2011 when he was a member of the Tampa Bay Buccaneers. It was the sixth TD reception of Benn's 42-game career. Sunday's win over Chicago marked the fifth come-from-behind fourth quarter victory of Bortles' career.



DIVISION STANDINGS

Team	W	L	T	PF	PA	Home	Road	Div	Conf	Streak
Texans	4	2	0	108	127	4-0	0-2	2-0	3-1	1W
Titans	3	3	0	120	127	1-2	2-1	0-1	2-2	2W
Jaguars	2	3	0	101	127	1-2	1-1	1-0	1-2	2W
Colts	2	4	0	160	174	2-1	0-3	0-2	1-3	1L



ON THE CALL

TV BROADCAST INFORMATION: This week's game will be broadcast regionally on CBS and locally on WJAX 47. **Greg Gumbel** will handle the play-by-play duties with **Trent Green** providing analysis. **Jamie Erdahl** will report from the sidelines.

LOCAL RADIO BROADCAST INFORMATION: WJXL 1010-AM/92.5-FM continues as the team's radio broadcast partner in 2016, along with simulcast partner WGNE 99.9-FM. Jaguars radio broadcasts feature play-by-play announcer **Frank Frangie** joining former Jaguars **Jeff Lageman** and **Tony Boselli** in the booth, with **Rick Ballou** reporting from the sidelines. Jaguars.com reporter **J.P. Shadrick** co-hosts game day studio coverage alongside **Mike Dempsey** for the Jaguars radio network. The Publix tailgate show starts the gameday broadcast three hours prior to kickoff.



MEDIA SCHEDULE

Tuesday, Oct. 18

(No media availability // Jaguars in the community)

Wednesday, Oct. 19

11:55 a.m. QB **Blake Bortles** available in TV Studio
12:00-12:45 p.m. Locker room open for player interviews
12:45 p.m. Defensive Coordinator **Todd Wash** available
1:15-1:45 p.m. Practice open to media
3:25 p.m. Head Coach **Gus Bradley** available

WEDNESDAY CONFERENCE CALLS

Raiders: Coach **Jack Del Rio** at 1:30 p.m., QB **Derek Carr** at 2:35 p.m.
Jaguars: **Gus Bradley** at 3:30 p.m., QB **Blake Bortles** at 3:20 p.m.

Thursday, Oct. 20

10:30 a.m. Offensive Coordinator **Greg Olson** available
11:50-12:0 p.m. Practice open to media
1:30 p.m. Head Coach **Gus Bradley** available
1:35-2:20 p.m. Locker room open for player interviews

Friday, Oct. 21

10:00-10:20 a.m. Practice open to media
11:05 a.m. HC **Gus Bradley** available
11:10-12:00 p.m. Locker room open for player interviews

Saturday, Oct. 22

(No media availability)

Sunday, Oct. 23

1:00 p.m. Kickoff vs. Oakland Raiders



JAGUARS MEDIA

The Jaguars Public Relations department utilizes Jaguars.com/media to keep the media up-to-date with relevant materials. At this site, you will find press releases, weekly game releases, transcripts, updated player biographies, results, game books, as well as the 2016 Jaguars media guide. For a PDF version of the media guide, please visit: <http://prod.static.jaguars.clubs.nfl.com/assets/PDFs/MediaGuide/Jacksonville-Jaguars2016MediaGuide.pdf>

To be added to the Jaguars distribution list, please email **Gaby Moran** (morang@nfl.jaguars.com).

MEDIA INFORMATION

2016 SCHEDULE (2-3)

Date	Opponent	Time/Result
Sun. Sept. 11	GREEN BAY PACKERS	L, 27-23
Sun. Sept. 18	at San Diego Chargers	L, 38-14
Sun. Sept. 25	BALTIMORE RAVENS	L, 19-17
Sun. Oct. 2	INDIANAPOLIS COLTS	W, 30-27
Sun. Oct. 9	BYE WEEK	
Sun. Oct. 16	at Chicago Bears	W, 17-16
Sun. Oct. 23	OAKLAND RAIDERS	1:00 p.m. (CBS)
Thur. Oct. 27	at Tennessee Titans	8:25 p.m. (NFLN)
Sun. Nov. 6	at Kansas City Chiefs	1:00 p.m. (CBS)
Sun. Nov. 13	HOUSTON TEXANS	1:00 p.m. (CBS)
Sun. Nov. 20	at Detroit Lions	1:00 p.m. (CBS)
Sun. Nov. 27	at Buffalo Bills	1:00 p.m. (CBS)
Sun. Dec. 4	DENVER BRONCOS	1:00 p.m. (CBS)
Sun. Dec. 11	MINNESOTA VIKINGS	1:00 p.m. (FOX)
Sun. Dec. 18	at Houston Texans	1:00 p.m. (CBS)
Sat. Dec. 24	TENNESSEE TITANS	1:00 p.m. (CBS)
Sun. Jan. 1	at Indianapolis Colts	1:00 p.m. (CBS)

All Game Times Eastern • Bold games: HOME

NFL SCHEDULE

Week 7 Thursday, October 21

Chicago at Green Bay 8:25 PM

Sunday, October 23

New York Giants at Los Angeles 9:30 AM
 Cleveland at Cincinnati 1:00 PM
 Washington at Detroit 1:00 PM
Oakland at Jacksonville 1:00 PM
 New Orleans at Kansas City 1:00 PM
 Buffalo at Miami 1:00 PM
 Baltimore at New York Jets 1:00 PM
 Minnesota at Philadelphia 1:00 PM
 Indianapolis at Tennessee 1:00 PM
 San Diego at Atlanta 4:05 PM
 Tampa Bay at San Francisco 4:05 PM
 New England at Pittsburgh 4:25 PM
 Seattle at Arizona 8:30 PM

Monday, October 24

Houston at Denver 8:30 PM

All Game Times Eastern

PRONUNCIATION GUIDE

Tyson Alualu	AH-loo AH-loo
Prince Amukamara	ah-MOO-kah-MAR-uh
A.J. Cann	CAN
Johnathan Cyprien	SIP-ree-en
Tashaun Gipson	tuh-SHAWN
Davon House	duh-VON
Abry Jones	A-bree
Yannick Ngakoue	yah-NEEK in-GAH-kway
Jared Odrick	ODD-rick
Patrick Omameh	oh-MAH-meh
Jermey Parnell	Jeremy
Paul Posluszny	puz-LUZ-nee
Hayes Pullard III	puh-LARD
Robert Saleh	SAHL-uh
Dan Skuta	SKOO-tuh
Jarrod Wilson	Jared

RADIO AFFILIATES (17)

WJXL 1010 AM/92.5 FM Jacksonville (flagship)

Station	City	AM/FM	Station	City	AM/FM
WGNE	Jacksonville	99.9 FM	WIXC	Melbourne	1060 AM
WFOY	St. Augustine	102.1 FM	WBAW	Savannah, GA	1400 AM
WRUF	Gainesville	850 AM	WHFX	Brunswick, GA	107.7 FM
WHOG	Daytona Beach	95.7 FM	WIFO	Jesup, GA	105.5 FM
WDBO	Orlando	96.5 FM	WJEM	Valdosta, GA	1150 AM
WJHC	Jasper	107.5 FM	WKBX	Kingsland, GA	106.3 FM
WGLF	Tallahassee	104 FM	WZBX	Statesboro, GA	106.5 FM
WNZF	Palm Coast	1550 AM	WAYX	Waycross, GA	96.3 FM

TV AFFILIATES (12)

WJXT4 Jacksonville (flagship)

Station	City	Station	City
WSAV	Savannah, GA	WTAT	Charleston, S.C.
WJTC	Mobile, AL	WTVM	Columbus, GA
WJHG	Panama City	WNBW	Gainesville
WTVY	Dothan, AL	WIYC	Montgomery, AL
WCTV	Tallahassee	WKMG	Orlando
WSWG	Albany, GA		

2016 WEEKLY BROADCAST LINEUP

DAY	SHOW NAME	SHOW HOSTS	TIME	STATION
Monday	Jaguars Monday presented by Kangaroo	J.P. Shadrick, Tony Boselli, Pete Prisco	6-8 p.m.	1010 XL, 92.5, 99.9
	Jaguars All Access	Sam Kouvaris, Jeff Lageman, CB Aaron Colvin	7-7:30 p.m.	WJXT-TV
Wednesday	Jaguars Live		8-8:30 p.m.	WJXT-TV
Thursday	The Gus Bradley Show	Gus Bradley, Jeff Lageman	6-7 p.m.	1010 XL, 92.5, 99.9
	Jaguars Thursday presented by Kangaroo	J.P. Shadrick, Jeff Lageman, Tony Boselli	7-8 p.m.	1010 XL, 92.5, 99.9
Saturday Game day	Jaguars Weekend		10:30-11 p.m.	WJXT-TV
	Publix Tailgate Show	J.P. Shadrick, Mike Dempsey, others	3 hours before game	1010 XL, 92.5, 99.9
	Countdown to Kickoff	J.P. Shadrick, Mike Dempsey, others	1 hour before game	1010 XL, 92.5, 99.9
	Jaguars Game Day	Frank Frangie, Jeff Lageman, Tony Boselli, Rick Ballou		1010 XL, 92.5, 99.9
	Jaguars Postgame	J.P. Shadrick, Mike Dempsey, Jeff Lageman, Fred Taylor	Postgame	1010 XL, 92.5, 99.9
Scoreboard Show	J.P. Shadrick, Mike Dempsey	1 hour after game ends	1010 XL, 92.5, 99.9	

GAME NOTES

BY THE NUMBERS

1,819

In Week 6 against Chicago, WR **Arrelious Benn** had a 51-yard touchdown to help the Jaguars defeat the Bears, 17-16. The TD catch was Benn's first since Dec. 24, 2011, 1,819 days ago. This is the longest span between TDs for a wide receiver since **Kassim Osgood**, Dec. 12, 2004 to Sept. 12, 2010 (2,100 days).

100

In Week 6, P **Brad Nortman** punted five times for 275 yards (55.0 gross avg./2.2 net avg.), including two punts inside the 20 and his avg.'s were highest in the NFL this week. In his 69-game career, Nortman has now registered 100 career punts inside the 20, including nine such punts in 2016.

92.9%

K **Jason Myers** converted a 30-yard FG with 4:59 remaining in the fourth quarter to cut Chicago's lead to six (16-10). Myers has made 8 of 10 FGs (80.0%) and all 11 PATs in 2016. Dating back to Week 5 of the 2015 season, Myers has made 26 of his last 28 FGs (92.9%).

36

WR **Allen Hurns** caught five passes for 74 yards (14.8 rec. avg.) in Week 6 against Chicago. Hurns has now caught a pass in every game in which he's played and he extended his streak of 36 consecutive appearances with a reception, the sixth-longest in franchise history.

21

LB **Telvin Smith's** eight tackles on Oct. 16 against Chicago extended his league-high consecutive-game streak with six-plus tackles to 21 games. Seattle's **K.J. Wright** has the next-longest streak with 14 games.

JAGUARS MILESTONES

S **Tashaun Gipson** needs one INT to register his fourth consecutive season with multiple INTs. Below is a look at other Jaguars milestones on the horizon:

- DT **Tyson Alualu** needs four tackles for 350 career stops.
- WR **Rashad Greene Sr.** needs one punt return for TD to become the second player in franchise history to register multiple punt return TDs in their career.
- CB **Davon House** needs four tackles for 150 career stops.
- WR **Allen Hurns** needs one reception on Sunday against Oakland to extend his consecutive games with a reception streak to 37 games, the longest active streak on the team and the sixth-longest streak in franchise history.
- TE **Mercedes Lewis** (28 career receiving TDs) needs three receiving TDs to surpass **Keenan McCardell** (30) and move into second on the Jaguars' all-time receiving TDs list. WR **Jimmy Smith** holds the career franchise record with 67 receiving TDs.
- DT **Malik Jackson** needs 2.0 sacks to mark his fourth consecutive season with 3.0-plus sacks. Jackson set a career-high in 2013 when he registered 6.0 sacks.
- LB **Paul Posluszny** needs six tackles (832) to surpass Mike Peterson (837) to rank third on the Jaguars All-Time Tackles list.

2016 NFL STANDINGS

AFC East

Team	W	L	T	PF	PA	Home	Road	Div	Conf	Streak
Patriots	5	1	0	149	91	3-1	2-0	1-1	4-1	2W
Bills	4	2	0	162	103	2-1	2-1	1-1	1-2	4W
Dolphins	2	4	0	118	134	2-1	0-3	0-1	2-3	1W
Jets	1	5	0	95	164	0-2	1-3	1-0	1-3	4L

AFC North

Team	W	L	T	PF	PA	Home	Road	Div	Conf	Streak
Steelers	4	2	0	154	123	3-0	1-2	1-0	3-1	1L
Ravens	3	3	0	117	115	1-2	2-1	1-0	3-1	3L
Bengals	2	4	0	109	145	1-1	1-3	0-1	2-3	2L
Browns	0	6	0	113	176	0-2	0-4	0-1	0-4	6L

AFC South

Team	W	L	T	PF	PA	Home	Road	Div	Conf	Streak
Texans	4	2	0	108	127	4-0	0-2	2-0	3-1	1W
Titans	3	3	0	120	127	1-2	2-1	0-1	2-2	2W
Jaguars	2	3	0	101	127	1-2	1-1	1-0	1-2	2W
Colts	2	4	0	160	174	2-1	0-3	0-2	1-3	1L

AFC West

Team	W	L	T	PF	PA	Home	Road	Div	Conf	Streak
Raiders	4	2	0	152	163	1-2	3-0	1-1	3-1	1L
Broncos	4	2	0	140	108	2-1	2-1	0-1	2-1	2L
Chiefs	3	2	0	109	102	2-0	1-2	2-0	3-2	1W
Chargers	2	4	0	173	155	2-1	0-3	1-2	2-3	1W

NFC East

Team	W	L	T	PF	PA	Home	Road	Div	Conf	Streak
Cowboys	5	1	0	159	107	2-1	3-0	1-1	4-1	5W
Redskins	4	2	0	142	142	2-2	2-0	2-1	2-1	4W
Eagles	3	2	0	135	78	2-0	1-2	0-1	1-2	2L
Giants	3	3	0	116	131	2-1	1-2	1-1	2-3	1W

NFC North

Team	W	L	T	PF	PA	Home	Road	Div	Conf	Streak
Vikings	5	0	0	119	63	3-0	2-0	1-0	3-0	5W
Packers	3	2	0	114	113	2-1	1-1	1-1	2-2	1L
Lions	3	3	0	150	153	2-1	1-2	0-2	2-2	2W
Bears	1	5	0	101	143	1-2	0-3	1-0	1-2	2L

NFC South

Team	W	L	T	PF	PA	Home	Road	Div	Conf	Streak
Falcons	4	2	0	199	166	1-1	3-1	2-1	2-2	1L
Buccaneers	2	3	0	94	142	0-2	2-1	2-0	2-2	1W
Saints	2	3	0	155	168	1-2	1-1	1-1	1-2	2W
Panthers	1	5	0	161	176	1-2	0-3	0-3	1-4	4L

NFC West

Team	W	L	T	PF	PA	Home	Road	Div	Conf	Streak
Seahawks	4	1	0	105	78	3-0	1-1	1-1	2-1	3W
Rams	3	3	0	110	137	1-1	2-2	2-1	3-2	2L
Cardinals	3	3	0	153	104	2-2	1-1	1-1	2-1	2W
49ers	1	5	0	127	185	1-2	0-3	1-2	1-4	5L

2016 TEAM CAPTAINS

Third-year QB **Blake Bortles**, who set multiple franchise records in 2015, will serve as the team's offensive captain for the second consecutive season. On defense, 10th-year LB **Paul Posluszny**, who has amassed 1,248 career tackles in 118 games (all starts), serves as Jacksonville's defensive captain for the third consecutive season. For the special teams unit, LS **Carson Tinker** serves as the captain for the first time in his career. Tinker has played in all 53 games to begin his career.

GAME NOTES

2016 ROSTER FACTS

Oldest Jaguars Player: Mercedes Lewis, 32, 5/19/84

Youngest Jaguars Player: Myles Jack, 21, 9/3/95

Heaviest Jaguars Player: Jermeay Parnell, 323

Lightest Jaguars Player: Peyton Thompson, 189

Tallest Jaguars Player: Brandon Linder, Bryce Harris & Jermeay Parnell, 6-6

Shortest Jaguars Player: Jason Myers & Josh Johnson, 5-10

Coaches who played football professionally: Doug Marrone (assistant head coach-offense & offensive line coach), Ron Middleton (tight ends coach/ assistant special teams coach), Tom Myslinski (strength and conditioning coordinator), Cedric Scott (assistant strength and conditioning coach), DeWayne Walker (defensive backs coach)

Most seasons with the Jaguars: Mercedes Lewis, 11th season

Most NFL Seasons: Mercedes Lewis, 11th season

College with the most Jaguars: Michigan, 4 – QB Chad Henne, RB Denard Robinson, S Jarrod Wilson, OL Patrick Omameh; Florida State, 3 – CB Jalen Ramsey, LB Telvin Smith, WR Rashad Greene Sr.; Penn State, 3 – WR Allen Robinson, Paul Posluszny, DL Jared Odrick

Former 1st round picks: 7 – TE Mercedes Lewis (2006 – Jaguars), DE Tyson Alualu (2010 – Jaguars), DL Jared Odrick (2010 – Dolphins), CB Prince Amukamara (2011 – Giants), QB Blake Bortles (Jaguars - 2014), Dante Fowler Jr. (Jaguars - 2015), CB Jalen Ramsey (2016 – Jaguars)

Players with Super Bowl rings: 4 – CB Prince Amukamara, LB Arthur Brown, DL Malik Jackson, WR Bryan Walters

JAGUARS/RAIDERS REG. SEASON SERIES BREAKDOWN

Series Meetings:	7
Jaguars' Record:	4-3 (Home: 2-0/ Away 2-3)
First Game:	at OAK 17, JAX 3 (9/15/96)
Last Game:	at OAK 19, JAX 9 (9/15/13)
Current Streak:	2 Losses
Longest JAX Win Streak:	4(12/21/97 – 12/12/10)
Longest OAK Win Streak:	2(10/21/12 – 09/15/13)
Last JAX Home Win:	(12/12/2010): at JAX 38, OAK 31
Last JAX Home Loss:	None
Last JAX Road Win:	(1/02/05): at OAK 6, JAX 13
Last JAX Road Loss:	(9/15/13) at OAK 19, JAX 9
JAX Shutouts:	None
OAK Shutouts:	None
Most JAX points:	49, (12/23/07): at JAX 49, OAK 11
Most OAK points:	31, (12/12/10): at JAX 38, OAK 31
Total JAX points:	155
Total OAK points:	119
Average JAX points:	22.1
Average OAK points:	17
Largest JAX Win:	38, (12/23/07): at JAX 49, OAK 11
Largest OAK Win:	14, (9/15/96): at OAK 17, JAX 3
Most Pts., Both Teams:	69, (12/12/10): at JAX 38, OAK 31
Fewest Pts., Both Teams:	19, (1/02/05): at OAK 6, JAX 13

JAGUARS/RAIDERS 2016 TEAM COMPARISONS

*All based on NFL Rankings

	Jaguars	Raiders
Record	2-3	4-2
Division Standing	3rd (AFC5)	T-1st (AFCW)
Turnover Margin	-4 (T26th)	+5 (T4th)
Offense		
Yds Per Game	320.0 (29th)	374.0 (8th)
Yds Per Play	5.10 (26th)	6.05 (4th)
Points Per Game	20.2 (21st)	25.3 (11th)
Possession Average	27:24 (29th)	29:30 (22nd)
Rushing Yds Per Game	71.0 (31st)	110.2 (13th)
Passing Yds Per Game	249.0 (15th)	263/8 (10th)
Had Intercepted	7	3
Sacks Allowed/Yards	14/76	7/25
Fumbles/Lost	5/2	5/2
Third Down Pct.	27.0% (32nd)	72.7% (24th)
Red Zone TD Pct.	57.1% (14th)	40.0% (T1th)
Give-Aways		
Defense		
Yds Per Game	321.4 (8th)	444.8 (32nd)
Yds Per Play	4.77 (4th)	6.90 (32nd)
Points Per Game	25.4 (21st)	27.2 (24th)
Rushing Yds Per Game	103.0 (14th)	132.2 (30th)
Passing Yds Per Game	218.4 (8th)	312.7 (32nd)
Interceptions	3	5
Sacks/Yards	13/77	8/38
Opponents Fumbles/Lost	6/2	12/5
Third Down Pct.	44.6% (28th)	35.2% (8th)
Red Zone TD Pct.	52.9% (14th)	53.6% (16th)
Take-Aways		
Special Teams		
Punt-Average Yds (Gross)	49.9	49.9
Punt-Average Yds (Net)	45.6	40.9
Punt Returns-Avg. Per	8.1	13.1
Punt Returns-Avg. Per Allowed	6.6	18.3
Kickoff Returns-Avg. Per	20.1	20.3
Kickoff Returns-Avg. Per Allowed	27.0	21.7
Field Goals Made/Attempts	8/10	8/11
Penalties		
Penalties Against/Yds	46/442	52/411
Opp. Penalties Against/Yds	33/270	38/348

JAGUARS-RAIDERS CONNECTIONS

Raiders/Jaguars Coaching Connections

Head Coach **Jack Del Rio** spent nine seasons in Jacksonville (2003-2011) as the Jaguars head coach and made two playoff appearances... Tight Ends Coach **Bobby Johnson** spent one season (2012) as the Jaguars tight ends coach... Offensive Coordinator **Bill Musgrave** spent two seasons (2003-2004) as the Jaguars offensive coordinator... Assistant Quarterbacks Coach **Jake Peetz** began his NFL coaching career with the Jaguars in 2008, spending five seasons there (2008- 2012). Peetz began as a scouting assistant and was promoted to the offensive assistant/ assistant quarterbacks coach in 2012 during his final season with the Jaguars... Offensive Line Coach **Mike Tice** spent four seasons (2006-2009) in Jacksonville and served as the assistant head coach for tight ends and offense.

Jaguars/Raiders Connections

Offensive Coordinator **Greg Olson** spent two seasons (2013-14) as the offensive coordinator for the Oakland Raiders before coming to Jacksonville... Assistant Head Coach/Offense & Offensive Line Coach **Doug Marrone** was originally a sixth-round draft pick of the Los Angeles Raiders in 1986 and played two years in the NFL... Running Backs Coach **Kelly Skipper** spent eight seasons with the Raiders (2007-2014) as the running backs coach before coming to Jacksonville.

Player Connections

Raiders Safety **Reggie Nelson** was originally selected by the Jacksonville Jaguars in the first round (21st overall) of the 2007 NFL Draft. He played for the Jaguars for three seasons before being traded.

2016 TEAM COMPARISON

JACKSONVILLE JAGUARS

RAIDERS

STATISTIC	JAX	OPP
TOTAL FIRST DOWNS	97	106
Rushing	21	31
Passing	62	58
Penalty	14	17
3rd Down: Made/Att	17/63	33/74
3rd Down Pct.	27.0%	44.6%
4th Down: Made/Att	5/7	2/5
4th Down Pct.	71.4%	40.0%
POSSESSION AVG.	27:24	32:36
TOTAL NET YARDS	1,600	1,607
Avg. Per Game	320.0	321.4
Total Plays	314	337
Avg. Per Play	5.1	4.8
NET YARDS RUSHING	355	515
Avg. Per Game	71.0	103.0
Total Rushes	107	134
NET YARDS PASSING	1,245	1,092
Avg. Per Game	249.0	218.4
Sacked/Yards Lost	14/76	13/77
Gross Yards	1,321	1,169
Attempts/Completions	193/118	190/123
Completion Pct.	61.1%	64.7%
Had Intercepted	7	3
PUNTS/AVERAGE	22/49.9	22/45.9
NET PUNTING AVG.	45.6	41.0
PENALTIES/YARDS	46/4442	33/270
FUMBLES/BALL LOST	5/2	6/2
TOUCHDOWNS	11	13
Rushing	3	5
Passing	8	8
Returns	0	0

STATISTIC	OAK	OPP
TOTAL FIRST DOWNS	120	137
Rushing	30	46
Passing	80	82
Penalty	10	9
3rd Down: Made/Att	26/72	25/71
3rd Down Pct.	36.1%	35.2%
4th Down: Made/Att	2/5	2/5
4th Down Pct.	40.0%	40.0%
POSSESSION AVG.	29:30	30:30
TOTAL NET YARDS	2,244	2,669
Avg. Per Game	374.0	444.8
Total Plays	371	387
Avg. Per Play	6.0	6.9
NET YARDS RUSHING	661	793
Avg. Per Game	110.2	132.2
Total Rushes	137	165
NET YARDS PASSING	1,583	1,876
Avg. Per Game	263.8	312.7
Sacked/Yards Lost	7/25	8/38
Gross Yards	1,608	1,914
Attempts/Completions	227/151	214/143
Completion Pct.	66.5%	66.8%
Had Intercepted	3	5
PUNTS/AVERAGE	29/49.9	22/46.3
NET PUNTING AVG.	40.9	37.3
PENALTIES/YARDS	52/411	38/348
FUMBLES/BALL LOST	5/2	12/5
TOUCHDOWNS	18	19
Rushing	6	7
Passing	12	12
Returns	0	0

2016 OFFENSIVE LEADERS		
Category	Player	Total
Scoring	Jason Myers	35
Pass Completions	Blake Bortles	118
Pass Attempts	Blake Bortles	193
Completion Pct.	Blake Bortles	61.1%
Passing Yards	Blake Bortles	1,321
Passing TDs	Blake Bortles	8
Passing INTs	Blake Bortles	7
Passer Rating	Blake Bortles	80.2
Yards Per Attempt	Blake Bortles	6.8
Rushes	T.J. Yeldon	54
Rushing Yards	T.J. Yeldon	176
Rushing Avg.	T.J. Yeldon	3.3
Rushing TDs	Three players	1
Receptions	Allen Robinson	24
Receiving Yards	Allen Hurns	300
Reception Avg.	Allen Hurns	15.0
Receiving TDs	Allen Robinson	3

2016 OFFENSIVE LEADERS		
Category	Player	Total
Scoring	Sebastian Janikowski	38
Pass Completions	Derek Carr	151
Pass Attempts	Derek Carr	227
Completion Pct.	Derek Carr	1,608
Passing Yards	Derek Carr	66.5%
Passing TDs	Derek Carr	12
Passing INTs	Derek Carr	3
Passer Rating	Derek Carr	99.1
Yards Per Attempt	Derek Carr	7.1
Rushes	Deandre Washington	42
Rushing Yards	Deandre Washington	219
Rushing Avg.	Deandre Washington	5.2
Rushing TDs	Latavius Murray	3
Receptions	Amari Cooper	36
Receiving Yards	Amari Cooper	585
Reception Avg.	Amari Cooper	16.3
Receiving TDs	Michael Crabtree	5

SERIES HISTORY



OAKLAND RAIDERS 19, JACKSONVILLE JAGUARS 9
Sept. 15, 2013 • O.Co Coliseum • Oakland, CA



	1	2	3	4	OT	TOTAL	FG (MADE) & MISSED
JACKSONVILLE JAGUARS	0	3	0	6	-	9	SCOBEE (27)
OAKLAND RAIDERS	7	3	3	6	-	19	JANIKOWSKI 35 (46) (30) (29) (29)

Chad Henne started for the injured **Blaine Gabbert** and completed 25 of 38 passes, but the Raiders rushed for 226 yards in pounding out a 19-9 victory. **Darren McFadden** led the way for Oakland with 129 rushing yards and a 6.9-yard rushing average in addition to a team-leading four receptions for 28 yards, and **Terrelle Pryor** added 50 rushing yards and 129 passing. After a Jacksonville three-and-out, the first of six on the day, the Raiders scored on their first possession on a **Marcel Reece** 11-yard run. After both teams exchanged punts twice, the Jaguars put together their best drive of the day, marching 78 yards in 15 plays to set up **Josh Scobee's** 27-yard field goal in the second quarter. **Sebastian Janikowski** then missed his first field goal try from 35 yards but made the first of his four field goals on the final play of the first half for a 10-3 halftime lead. The Raiders opened the third quarter with a 12-play, 69-yard drive capped by a 30-yard Janikowski field goal. After three more Jacksonville punts Janikowski hit two 29-yard field goals for a 19-3 advantage midway through the fourth quarter. The lone turnover of the day - a McFadden fumble recovered by **Dwight Lowery** - set up the Jaguars' first touchdown of the season, a 13-yard Henne pass to **Clay Harbor** with 2:53 remaining to create the final score of 19-9. The Jaguars had two red zone possessions resulting in a field goal and a touchdown, while Oakland had five red zone drives with a touchdown, a missed field goal and three field goals. **Maurice Jones-Drew** suffered a sprained ankle midway through the second quarter and was unable to return.

TEAM STATS

	JAX	OAK
First Downs (Run-Pass-Pen)	15 (3-12-0)	16 (7-6-3)
Total Yards-Plays-Avg.	248-62-4.0	340-61-5.6
Rushing Yards-Attempts-Avg.	34-19-1.8	226-34-6.6
Net Yards Passing (Sacked-Yds)	214 (5-27)	126 (3-12)
Att-Comp-Int	38-25-0	24-15-0
Third Down Conversions (%)	7-17 (41%)	4-14 (29%)
Fourth Down Conversions (%)	1-1 (100%)	0-0 (0%)
Punts-Avg.	8-43.6	4-48.0
Fumbles-Lost	1-0	3-1
Penalties-Yards	10-70	5-30
Time of Possession	28:12	31:48

INDIVIDUAL STATS

JAGUARS							RAIDERS										
	ATT	YDS	AVG	LG	TD		ATT	YDS	AVG	LG	TD						
RUSHING						RUSHING											
M. Jones-Drew	10	27	2.7	8	0	D. McFadden	19	129	6.8	30	0						
C. Henne	2	9	4.5	9	0	T. Pryor	9	50	5.6	27	0						
J. Todman	5	7	1.4	4	0	R. Jennings	4	32	8.0	28	0						
D. Robinson	1	0	0.0	0	0	M. Reece	2	15	7.5	11t	1						
S. Burton	1	-9	-9.0	-9	0	Total	34	226	6.6	30	1						
Total	19	34	1.8	9													
PASSING	ATT	CMP	YDS	SK/YD	TD	LG	IN	RT	PASSING	ATT	CMP	YDS	SK/YD	TD	LG	IN	RT
C. Henne	38	25	241	5/27	1	30	0	92.1	T.Pryor	24	15	126	3/12	0	17	0	76.0
Total	38	25	241	5/27	1	30	0	92.1	Total	24	15	126	3/12	0	17	0	76.0
RECEIVING	REC	YDS	AVG	LG	TD	RECEIVING	REC	YDS	AVG	LG	TD						
C. Shorts	8	93	11.6	22	0	D. McFadden	4	28	7.0	12	0						
A. Sanders	5	64	12.8	30	0	R. Streater	3	42	14.0	17	0						
C. Harbor	3	34	11.3	17	1	M. Rivera	3	32	10.7	11	0						
S. Burton	2	23	11.5	22	0	J. Ford	2	12	6.0	9	0						
A. Reisner	2	9	4.5	5	0	B. Btler	2	10	5.0	9	0						
W. Ta'ufu'cu	2	5	2.5	4	0	R. Jennings	1	2	2.0	2	0						
J. Forsett	1	7	7.0	7	0	Total	15	126	8.4	17	0						
J. Ebert	1	5	5.0	5	0												
M. Jones-Drew	1	1	1.0	1	0												
Total	25	241	9.6	30	1												

SACKS: 1.0 P. Posluszny (0 yds), 0.5 T. Alualu (-2.5 yds), 0.5 B. Deaderick (-2.5 yds)

TACKLES (TOP 3): G. Hayes 10 (7 solo), P. Posluszny 9 (4 solo), J. Cyprien 8 (7 solo)

SACKS: 1.5 U. Young (-10.5 yds), 1.0 C. Bilukidi (-9 yds), 1.0 J. Hunter (-4 yds), 1.0 B. Ross (0 yds), 0.5 T. Porter (-3.5 yds)

TACKLES (TOP 3): C. Woodson 6 (6 solo), M. Jenkins 6 (5 solo), D. Hayden 5 (5 solo)

JAGUARS ALL-TIME 300+ PASSING GAMES vs. OAKLAND

The Jaguars have posted zero 300-yard passing game vs. the Bears in franchise history.

JAGUARS ALL-TIME 100+ RUSHING GAMES vs. OAKLAND

The Jaguars have posted two 100-yard rushing games vs. the Raiders in franchise history. The Jaguars have a 2-0 record in such games.

PLAYER	PERFORMANCE	DATE	RESULT
Maurice Jones Drew	101 yards	December 12, 2010, vs. Oakland	W, 38-31
Rashad Jennings	109 yards	December 12, 2010, vs. Oakland	W, 38-31
Fred Taylor	111 yards	December 23, 2007, vs. Oakland	W, 49-11

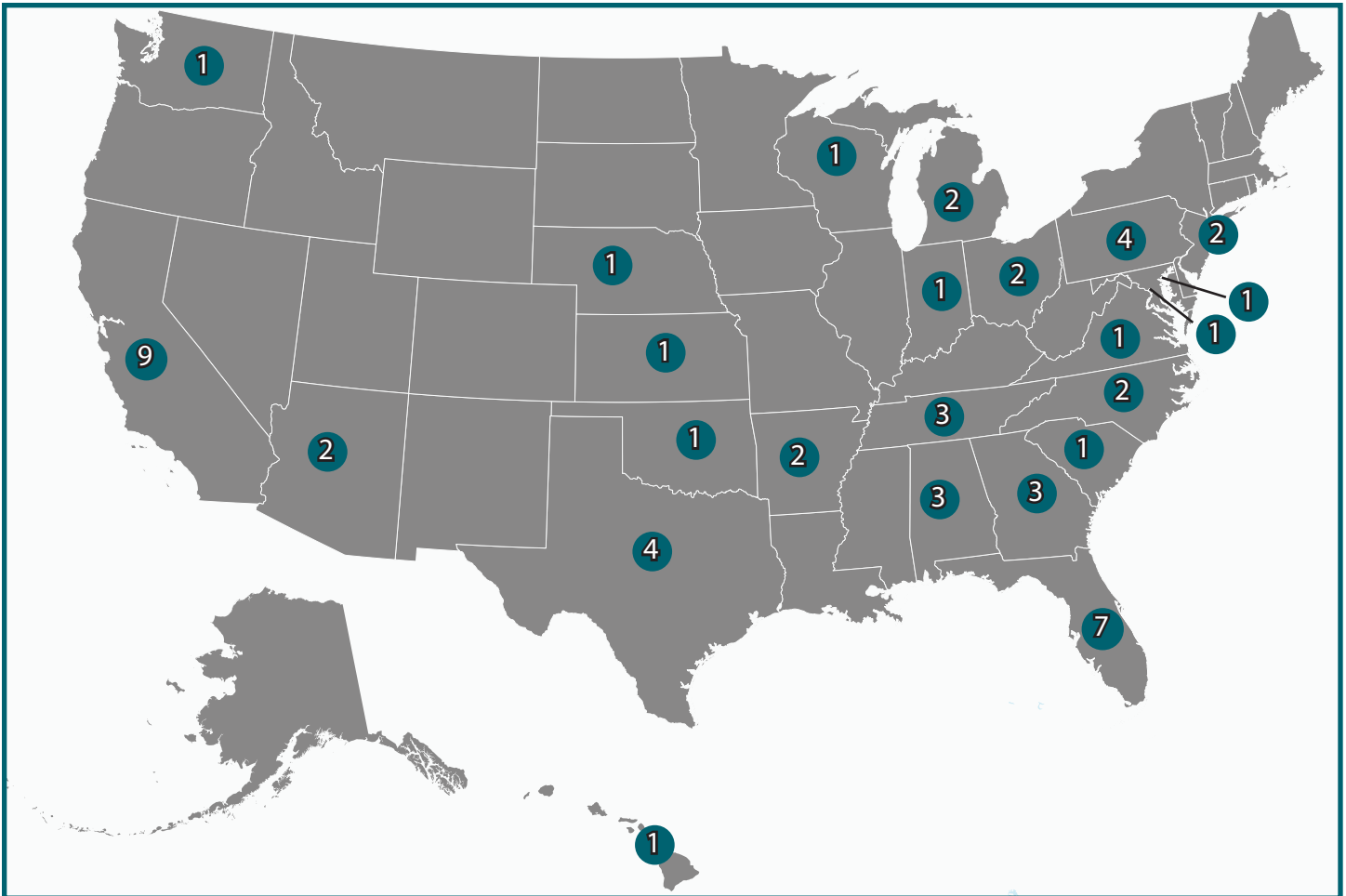
JAGUARS ALL-TIME 100+ RECEIVING GAMES vs. OAKLAND

The Jaguars have posted one 100-yard receiving games vs. the Raiders in franchise history. The Jaguars have a 1-0 record in such games.

PLAYER	PERFORMANCE	DATE	RESULT
Keenan McCardell	116 yards	December 21, 1997, at. Oakland	W, 20-9

HOMETOWN HEROES

The Jaguars players represent 23 states. Below is a breakdown.



ALABAMA (3)

Corey Grant
Sen'Derrick Marks
T.J. Yeldon

ARKANSAS (2)

Brandon Allen
Jermei Parnell

ARIZONA (1)

Myles Jack

CALIFORNIA (9)

Marqise Lee
Peyton Thompson
Davon House
Hayes Pullard III
Julius Thomas
Mercedes Lewis
Malik Jackson
Jason Myers
Bryce Harris

FLORIDA (7)

Blake Bortles
Denard Robinson
Josh Johnson
Johnathan Cyprien
Dante Fowler Jr.
Brandon Linder
Allen Hurns

GEORGIA (3)

Rashad Greene
Abry Jones
Telvin Smith

HAWAII (1)

Tyson Alualu

INDIANA (1)

Sheldon Day

KANSAS (1)

Arthur Brown

MARYLAND (1)

Yannick Ngakoue

MASSACHUSETTS (1)

Prince Amukamara

MICHIGAN (2)

Allen Robinson
Dan Skuta

NEBRASKA (1)

Chris Reed

NEW JERSEY (1)

Neal Sterling

NORTH CAROLINA (2)

Tyler Shatley
Chris Smith

OHIO (2)

Jarrod Wilson
Patrick Omoreh

OKLAHOMA (1)

Aaron Colvin

PENNSYLVANIA (4)

Chad Henne
Paul Posluszny
Jared Odrick
Ben Koyack

SOUTH CAROLINA (1)

A.J. Cann

TENNESSEE (2)

Jalen Ramsey
Carson Tinker

TEXAS (4)

Chris Ivory
Tashaun Gipson
Kelvin Beachum
Roy Miller III

WASHINGTON (1)

Bryan Walters

WASHINGTON D.C. (1)

Arrelious Benn

WISCONSIN (1)

Brad Nortman

BRADLEY NOTES

BRADLEY'S BIO



Gus Bradley was named the fifth head coach in Jacksonville Jaguars history on Jan. 17, 2013, and has led the Jaguars to a 14-39 (.359) record in his four seasons at the helm. Bradley improved the offense from 31st in the NFL in 2014 to 18th in 2015, when the team finished 5-11 (0.313). The 24-year coaching veteran (10th NFL season) oversaw the NFL's youngest roster in 2014, (Jacksonville rookies combined for an NFL-leading 82 starts) finishing third in the AFC South at 3-13 (.188).

In 2013, Bradley's debut as head coach, the Jaguars posted a 4-12 (.250) record, also finishing third in the division standings. That season, Jacksonville saw 31 newcomers and rookies combine to make 44 starts, with 20 rookies or first-year players listed on the final 53-man roster. Six of the Jaguars' first eight games were against 2013 playoff teams and the club played seven games overall against postseason contenders, including both Super Bowl XLVIII participants (Denver and Seattle).

BRADLEY'S SPLITS AS HEAD COACH (2013-16 seasons)

Career Record: 14-39 (.359)
at Home: 9-18 (.333)*
on Road: 5-21 (.192)
vs. AFC: 12-27 (.308)
vs. AFC South: 7-12 (.368)
vs. NFC: 2-12 (.143)

* Includes 2-2 at Wembley Stadium

SIGNATURE IMPACT

Following Head Coach **Gus Bradley's** "All About The Ball" philosophy, the Jaguars rank among the NFL's best in several defensive categories since the start of 2013.

JAGUARS TEAM DEFENSIVE RANKINGS (2013-16 seasons)

Category	Total	NFL Rank
Defensive Sack-Fumbles.....	30	1
Def. Fumble Rec. TDs	5	1t
Def. Fumble Recoveries	35	9t
Forced Fumbles	53	10t
Opponent Rushing Avg.	3.94	8



JAX COACHING HISTORY

Name (Years)	W-L	W%
Gus Bradley (2013-16)	14-39359
Mike Mularkey (2012)	2-14125
Mel Tucker* (2011)	2-3400
Jack Del Rio (2003-11)	68-71489
Tom Coughlin (1995-2002)	68-60531

* Tucker was interim head coach for last five games in 2011

BRADLEY'S TIMELINE

Team	Position	Years
Jacksonville Jaguars	Head Coach	2013-16
Seattle Seahawks	Defensive Coordinator	2009-12
Tampa Bay Buccaneers	Linebackers Coach	2007-08
Tampa Bay Buccaneers	Defensive Quality Control	2006
North Dakota State	Asst. HC/Defensive Coordinator/LBs	2005
North Dakota State	Asst. Head Coach/Linebackers	2003-04
North Dakota State	Asst. HC/Defensive Coordinator/LBs	2000-02
North Dakota State	Defensive Coordinator/Linebackers	1997-99
North Dakota State	Linebackers Coach	1996
Fort Lewis College	Defensive Coordinator/Linebackers	1992-95
North Dakota State	Graduate Assistant	1990-91

NFL BACKGROUND

WITH THE SEAHAWKS (2009-12): Bradley spent four seasons (2009-12) with the Seattle Seahawks as defensive coordinator and played a vital role in the club advancing to the postseason twice. The Seahawks posted an 11-5 mark in 2012, the third-best in franchise history, and advanced to the divisional round of the playoffs.

- Bradley developed the Seattle defense into one of the NFL's top units during his tenure. The Seahawks ranked sixth in the NFL in total defense (319.2 yards per game) from 2011-12, third in points per game (17.5), fifth in takeaways (62), first in opponents passer rating (73.2) and fifth in interceptions (40).

- Under Bradley's direction in 2012, the Seahawks led the NFL by allowing a franchise-record low 15.3 points per game despite playing with the third-youngest (25 years, 195 days) defensive starting unit in the league. The Seahawks allowed a franchise-low 306.2 yards per game which ranked fourth in the NFL, finishing 10th against the run (103.1) and sixth against the pass (203.1).

- Also in 2012, Seattle ranked in the top 10 in multiple categories. They were second in fewest TDs allowed in the second half (11), third in second half points allowed (119), fourth in opponent yards per rush attempt (3.79), fifth in turnover differential (+8), fifth in most takeaways (31) and seventh in points allowed per game (19.7).

- Bradley's group sent three players to the 2012 Pro Bowl, with S **Earl Thomas** voted as a starter. He was joined in Hawaii by fellow secondary mates, S **Kam Chancellor** and CB **Brandon Browner**. In Bradley's first year as defensive coordinator, the Seahawks posted two shutouts at home, their first time doing so since 1986.

WITH THE BUCCANEERS (2006-08): Bradley spent three years (2006-08) with the Tampa Bay Buccaneers under Defensive Coordinator **Monte Kiffin**, serving the last two as linebackers coach after joining the Bucs in 2006 as their defensive quality control coach. LB **Derrick Brooks** earned Pro Bowl appearances in 2007 and 2008 under Bradley's guidance.

COACHING NOTES

JAGUARS COACHING STAFF

Position	Name	Yrs w/JAX	NFL Exp.	Previous Position (Team, Years)
Head Coach	Gus Bradley	4	10 years	Defensive Coordinator (Seahawks, 2009-12)
Assistant to Head Coach	Tyler Wolf	4	4 years	Special Teams Coordinator (Tenn. Tech, 2011-12)
OFFENSE:				
Offensive Coordinator	Greg Olson	2	14 years	Offensive Coordinator (Raiders, 2013-14)
Asst. Head Coach-Offense/Offensive Line Coach	Doug Marrone	2	11 years	Head Coach (Bills, 2013-14)
Quarterbacks Coach	Nathaniel Hackett	2	8 years	Offensive Coordinator (Bills, 2013-14)
Wide Receivers Coach	Jerry Sullivan	5	23 years	Wide Receivers Coach (49ers, 2005-10)
Assistant Wide Receivers Coach	Tony Sorrentino	4	4 years	Offensive Quality Control (Jaguars, 213-15)
Running Backs Coach	Kelly Skipper	2	10 years	Running Backs Coach (Raiders, 2009-14)
Tight Ends/Assistant Special Teams Coach	Ron Middleton	4	7 years	Special Teams Coordinator (Duke, 2008-12)
Offensive Coaches Associate	Chris O'Hara	3	3 years	Defensive Assistant (Miami, 2011-13)
Assistant Offensive Line Coach	John Benton	1	13 years	Offensive Line Coach (Miami, 2014-15)
Offensive Quality Control Coach	John Donovan	1	1 year	Offensive Coordinator/TEs (Penn State, 2014-15)
DEFENSE:				
Defensive Coordinator	Todd Wash	4	10 years	Def. Line/Run Game Coordinator (Jaguars, 2013-15)
Linebackers Coach	Robert Saleh	3	12 years	Defensive Quality Control Coach (Seattle, 2011-13)
Defensive Backs Coach	DeWayne Walker	4	11 years	Head Coach (New Mexico St., 2009-12)
Assistant Linebackers Coach	Scottie Hazelton	3	3 years	Defensive Coordinator (Nevada, 2013)
Defensive Assistant	Mike Rutenberg	4	7 years	Defensive Backs Coach (UNM, 2009-12)
Defensive Quality Control Coach	Dan Shamash	3	9 years	Quality Control to Head Coach (Tampa Bay, 2013)
Assistant Defensive Line Coach	Aaron Whitecotton	4	4 years	Assistant to the Defense (Jaguars, 2013-15)
Assistant Defensive Backs Coach	Daniel Bullocks	1	1 year	Assistant Coach/Cornerbacks (East. Michigan, 2015)
Defensive Assistant	Monte Kiffin	1	28 years	Asst. Head Coach/Defense (Dallas, 2014)
SPECIAL TEAMS:				
Special Teams Coordinator	Mike Mallory	4	9 years	Assistant Special Teams Coach (Saints, 2008-12)
Assistant Special Teams Coach	Matthew Smiley	4	4 years	Special Teams Coordinator (Charleston Southern, 2012)
STRENGTH AND CONDITIONING:				
Strength and Conditioning Coordinator	Tom Myslinski	5	9 years	Strength and Conditioning Coach (UNC, 2011)
Assistant Strength and Conditioning Coach	Cedric Scott	5	5 years	Strength Assistant (UNC, 2012)
Strength and Conditioning Associate	Alex Hampton	4	4 years	Assistant Director of Sport Science (FSU, 2012)
Strength and Conditioning Associate	Jess Langvardt	4	4 years	Assistant Strength Coach (Tulane, 2012)

COMBINED EXPERIENCE

• The Jaguars coaching staff (27 coaches) has 502 years of coaching experience at the NFL (228) and collegiate (274) levels.

JAGUARS COMBINED COACHING EXPERIENCE (NFL & COLLEGE)

Coach	Position	NFL	College	Total
Gus Bradley	Head Coach	10	16	26
Greg Olson	Offensive Coordinator	14	13	27
Todd Wash	Defensive Coordinator	10	11	21
Mike Mallory	Special Teams Coordinator	9	22	31
John Benton	Assistant Offensive Line	13	17	30
Daniel Bullocks	Assistant Defensive Backs	1	4	5
John Donovan	Offensive Quality Control Coach	1	19	20
Nathaniel Hackett	Quarterbacks	8	6	14
Scottie Hazelton	Assistant Linebackers	3	18	21
Monte Kiffin	Defensive Assistant	28	21	49
Doug Marrone	Asst. Head Coach-Off./OL	11	9	21
Ron Middleton	TEs/Asst. Special Teams	7	13	20
Chris O'Hara	Offensive Associate	3	5	8
Mike Rutenberg	Defensive Assistant	7	7	14
Robert Saleh	Linebackers	12	4	16
Dan Shamash	Defensive Quality Control	9	1	10
Kelly Skipper	Running Backs	10	18	28
Matt Smiley	Assistant Special Teams	4	8	12
Tony Sorrentino	Off. Asst./Quality Control	4	6	10
Jerry Sullivan	Wide Receivers	23	21	44
DeWayne Walker	Defensive Backs	11	18	29
Aaron Whitecotton	Assistant Defensive Line	4	1	5
Tyler Wolf	Assistant to Head Coach	4	2	6
Tom Myslinski	Strength & Conditioning	9	4	13
Cedric Scott	Strength & Conditioning	5	4	9
Alex Hampton	Strength & Conditioning	4	1	5
Jess Langvardt	Strength & Conditioning	4	4	8

JAGUARS IN LONDON

• On Aug. 21, 2012, the Jaguars made history by becoming the first NFL team to commit to playing four home games at London's historic Wembley Stadium. Jaguars Owner **Shad Khan**, along with NFL Commissioner **Roger Goodell**, declared that the Jaguars would play one game each season in the United Kingdom from 2013-16. The deal has been extended through 2020.

• The Jaguars defeated AFC South rival Indianapolis, 30-27, in a Week 4 matchup at Wembley Stadium, which was the team's first divisional matchup being played in the UK.

• Last season, Jacksonville defeated Buffalo, 34-31, in Week 7 at Wembley Stadium in London, marking the club's first-ever victory on foreign soil. Yahoo! Inc. served as the NFL's exclusive partner to deliver the first-ever live stream of an NFL game to a global audience across mobile devices for free.

JAGUARS ALL-TIME RECORD IN LONDON (2013-16 seasons)

Date	Week	Opponent	Result	Attendance
10/2/16	4	Indianapolis Colts	W, 30-27	83,764
10/25/15	7	Buffalo Bills	W, 34-31	84,021
11/9/14	10	Dallas Cowboys	L, 17-31	83,603
10/27/13	8	San Francisco 49ers	L, 10-42	83,559

"Our four-year London initiative has been every bit as rewarding as we anticipated, certainly due in large part to the league's commitment to the UK and the world class experience that Wembley Stadium has provided the Jaguars, our fans and our partners," says Jaguars owner **Shad Khan**. "Our interest in extending our agreement to play a home game each season in London is nothing new."

OFFENSIVE NOTES



BLAKE THE BUILDER

In 2015, **Blake Bortles'** 35 passing TDs were the most in single-season in franchise history. Bortles, who was 23 last season, became the youngest QB in NFL history to record at least 4,000 passing yards, 35 passing TDs and 300 rushing yards in a single season.

For the first time in NFL history, five quarterbacks recorded at least 35 passing TDs in a single season in 2015. Bortles was one along with NE's Tom Brady, CAR's Cam Newton, NYG's Eli Manning and ARI's Carson Palmer.

BLAKE BORTLES CAREER STATISTICS

	G/GS	ATT	CMP	YDS	SK/YD	TD	LG	IN	RT
2014	14/13	475	280	2,908	55/345	11	63t	17	69.5
2015	16/16	606	355	4,428	51/320	35	90t	18	88.2
2016	5/5	193	118	1,321	14/76	8	51t	7	80.3
Career	35/34	1,274	753	8,657	120/741	54	90t	42	80.0

Single-Season Franchise Record



FIRST HALF SUCCESS

In Week 1 vs. G.B., QB **Blake Bortles** completed 13-of-19 passes for 187 yards, including a TD, in the first half, which are the most first half passing yards in his 32-game NFL career.



IN GOOD COMPANY

With 4,428 passing yards and 35 passing TDs in 2015, **Blake Bortles** became the third second-year quarterback in NFL history to have recorded 4,000-plus passing yards and 35-plus passing TDs in a single season (STL's Kurt Warner in 1999 and MIA's Dan Marino in 1984).

SECOND-YEAR QBs WITH 4,000+ PASSING YARDS & 35 TDs IN A SEASON, NFL

Name (Year)	Age	Yds	TDs	INTs	Rtg
Bortles (2015)	23 years, 252 days	4,428	35	18	88.2
Warner (1999)	28 years, 194 days	4,353	41	13	109.2
Marino (1984)	23 years, 93 days	5,084	48	17	108.9



TWICE AS NICE

QB **Blake Bortles** produced 4,428 passing yards, 35 passing TDs and 310 rushing yards in 2015. Only two other QBs in NFL history have posted 4,000-plus passing yards, 35-plus passing TDs and 300-plus rushing yards in a single season (MIN's Daunte Culpepper in 2004 and SF's Steve Young in 1998). Bortles (23 years, 8 months, 6 days) is the youngest QB in NFL history to record 4,000-plus passing yards, 35 passing TDs and 300 rushing yards in a single season.

4,000+ PASSING YARDS, 35+ PASSING TDs & 300+ RUSHING YARDS IN A SEASON, NFL

Name (Year)	Age	Pass Yds	Pass TDs	INTs	Rating	Rushes	Rush Yds
Bortles (2015)	23	4,428	35	18	88.2	52	310
Culpepper (2004)	27	4,717	39	11	110.9	88	406
Young (1998)	38	4,170	36	12	101.1	70	454



TOUCHDOWN EVERYWHERE

From Sept. 13, 2015 to Dec. 27, 2015, QB **Blake Bortles** threw a TD in 15 consecutive games, the longest streak in Jaguars history. Bortles is the only QB in Jaguars history to throw a passing TD in 15 straight games to open a season. He has thrown a TD in 19 of the last 20 appearances.

MOST CONSECUTIVE GAMES WITH A TD PASS WITH JAGUARS

Rk.	Player	Streak	Games
1.	Blake Bortles	Sept. 13-Dec. 27, 2015	15
2.	Mark Brunell	Oct. 7, 2001-Sept. 15, 2002	14
3.	Byron Leftwich	Nov. 30, 2003-Oct. 24, 2004	12
4.	Mark Brunell	Oct. 22, 2000-Sept. 9, 2001	10



RECORD BREAKER

Blake Bortles' 4,428 passing yards in 2015 were the most in a single season in Jaguars history. In 2015, Bortles threw for 250 yards in a franchise-record-tying five straight games (**Mark Brunell** from Nov. 16-Dec. 14, 1997), including three 300-plus-yard performances (368 in Week 16 at NO; 322 in Week 13 at TEN; 329 in Week 12 vs. SD).

MOST PASSING YARDS IN A SEASON WITH JAGUARS

Rk.	Player (Year)	Yds
1.	Blake Bortles (2015)	4,428
2.	Mark Brunell (1996)	4,367
3.	Mark Brunell (2000)	3,640
4.	David Garrard (2008)	3,620



KEEP CALM AND COMPLETE ON

Blake Bortles has registered 16 completions of 20-plus yards this season, which is tied for eighth in the AFC with CIN's Andy Dalton (27) leading the conference.

MOST 20+ YARD PASS COMPLETIONS, AFC, 2016

Rk.	Player (Team)	20+ Yds
1.	Andy Dalton (Cin.)	27
2.	Andrew Luck (Ind.)	23
	Ryan Tannehill (Mia.)	23
	Philip Rivers (S.D.)	23
5.	Ben Roethlisberger (Pit.)	21
6.	Derek Carr (Oak.)	20
7.	Marcus Mariota (Ten.)	19
8.	Blake Bortles (Jax.)	16
	Brock Osweiler (Hou.)	16
10.	Joe Flacco (Bal.)	15



BORTLES 300

Third-year QB **Blake Bortles** engineered six 300-plus-yard passing games in 2015 to tie with **Mark Brunell** for the Jaguars' single-season record. Overall, Bortles has produced eight 300-yard performances in his 32-game NFL career, the second-most ever by a Jaguars QB (Mark Brunell, 1995-2003 - 22 games). Through five games of the 2016 season, Bortles has already notched two 300-yard performances (320 vs. G.B. & 329 at S.D.), tied for fourth-most.

MOST 300-YARD PASSING GAMES IN A SEASON WITH JAGUARS

Rk.	Player (Year)	Games
1.	Blake Bortles (2015)	6
	Mark Brunell (1996)	6
3.	Mark Brunell (2000, '99, '97)	3
4.	Blake Bortles (2016)	2
	six other occurrences	2



LONDON CALLING

With Week 4's win at Wembley Stadium, QB **Blake Bortles** has completed 54 of 99 (54.5%) passes for 679 yards, four TDs and two INTs in his three appearances in London's stadium, producing an 81.2 passer rating.

OFFENSIVE NOTES

CONSISTENT COMPLETIONS

In 2015, QB **Blake Bortles** (355) tied for the third-most completions ever recorded by a first- or second-year QB in NFL history, trailing only N.E.'s **Drew Bledsoe** (400) in 1994 and MIA's **Dan Marino** (362) in 1984.

MOST PASS COMPLETIONS BY FIRST- OR SECOND-YEAR QBs IN A SEASON, NFL

Rk.	Player (Team)	Year	Exp.	Cmp.
1.	Drew Bledsoe (N.E.)	1994	2nd	400
2.	Dan Marino (Mia.)	1984	2nd	362
3.	Blake Bortles (Jax.)	2015	2nd	355
	Ryan Tannehill (Mia.)	2013	2nd	355
	Jeff Garcia (S.F.)	2000	2nd	355

LETTING IT FLY

QB **Blake Bortles** has thrown for multiple TDs 14 times dating back to 2015, including three times in 2016, the third-most in the NFL among active QBs. Bortles' 11 multi-TD games in 2015 were the most such games in Jaguars single-season history.

MOST GAMES WITH MULTIPLE PASSING TOUCHDOWNS BY ACTIVE QBs, NFL, 2015-PRESENT

Rk.	Player (Team)	Gms	TDs
1.	Matthew Stafford (Det.)	15	42
	Tom Brady (N.E.)	15	40
3.	Blake Bortles (Jax.)	14	37
	Derek Carr (Oak.)	14	38
5.	Drew Brees (N.O.)	13	40
	Eli Manning (NYG)	13	38
	Carson Palmer (Ari.)	13	36
	Ryan Fitzpatrick (NYJ)	13	34
	Aaron Rodgers (G.B.)	13	34
	Philip Rivers (S.D.)	13	32

THE RUNNING MAN

Since 2014, QB **Blake Bortles** has a 6.65 rushing avg., the highest among all QBs in the NFL with a minimum of 100 attempts. So far this season, Bortles has 90 yards on 18 carries (5.00 rushing avg.), including one TD.

MOST YARDS PER CARRY BY A QUARTERBACK, NFL, 2014-PRESENT (minimum 100 attempts)

Rk.	Player	Att.	Rushing Avg.
1.	Blake Bortles	126	6.65
2.	Colin Kaepernick	157	6.12
3.	Russell Wilson	242	5.94
4.	Aaron Rodgers	121	5.80
5.	Tyrod Taylor	142	5.64

BLAKE'S BIG DAY

QB **Blake Bortles**, who threw for five TDs in Week 13 of the 2015 season, is the only Jaguars QB to post multiple games with four-plus passing TDs in a single season. Only five QBs in franchise history have had four-plus passing TDs in a single game: Bortles (three in 2015), **Chad Henne** (2012), **David Garrard** (2010), **Quinn Gray** (2007) and **Mark Brunell** (1998).

MOST PASSING TOUCHDOWNS IN JAGUARS SINGLE-GAME HISTORY

Rk.	Player	Date	TDs
1.	Blake Bortles Nov. 8, 2015 at NYJ	5
2.	Several players tied (including Bortles) 4		

23 JUMP STREET

In NFL history, only three QBs age 23-or-younger have thrown for at least 35 TDs in a single season: **Blake Bortles** (35) in 2015, DET's **Matthew Stafford** (41) in 2011 and MIA's **Dan Marino** (48) in 1984. At 23 years, 252 days old, Bortles became the youngest NFL QB to post 35-plus passing TDs in a single season since Marino (23 years, 93 days) in 1984.

MOST PASSING TOUCHDOWNS BY QBs AGE 23-OR-YOUNGER IN A SEASON, NFL

Rk.	Player (Team)	Year	Age (Years, Days)	TDs
1.	Dan Marino (Mia.)*	1984	23 years, 93 days	48
2.	Matthew Stafford (Det.)	2011	23 years, 328 days	41
3.	Blake Bortles (Jax.)	2015	23 years, 252 days	35

* Pro Football Hall of Fame

RISING RECEIVER

Third-year WR **Allen Robinson** tied SEA's **Doug Baldwin** and NYJ's **Brandon Marshall** for the NFL's most receiving TDs (franchise-record 14) in 2015, while also setting Jaguars single-season records in receiving average (17.5, min. 60 receptions) and 20-plus-yard receptions (31). The 23-year-old's 1,400 receiving yards were the second-most in single-season franchise history, trailing only **Jimmy Smith** (1,636) in 1999.

ONE, TWO TOUCHDOWN

WR **Allen Robinson** has caught multiple TDs four times in a single game in his career, tied for the third-most in the NFL among all players since 2015. In Week 3 vs. Baltimore, Robinson caught a three-yard TD pass and a one-yard TD pass from QB **Blake Bortles** for his first multiple TD game of the season.

MULTIPLE RECEIVING TOUCHDOWNS IN A SINGLE GAME, NFL, 2015-PRESENT

Rk.	Player	Games	TDs
1.	Antonio Brown (Pit.)	5	10
	Jordan Reed (Was.)	5	10
3.	Allen Robinson (Jax.)	4	9
	Doug Baldwin (Sea.)	4	10
	Ted Ginn (Car.)	4	8
	Tyler Eifert (Cin.)	4	9
	Larry Fitzgerald (Ari.)	4	9

ONE AND DONE

In Week 6 against Chicago, the Jaguars scored a TD with 2:49 left in the fourth quarter to win, 17-16. This marks the ninth time the Jaguars have had a one-point victory. This was the second time the Jaguars have won a game, 17-16, on Oct. 1, 1995, which was the first Jaguars one-point victory.

JAGUARS ALL-TIME ONE-POINT VICTORIES

Date	Opponent	Result
Oct. 16, 2016	Chicago	17-16
Nov. 30, 2014	New York Giants	25-24
Oct. 28, 2007	Tampa Bay	24-23
Dec. 18, 2005	San Francisco	15-14
Sept. 19, 2004	Denver	7-6
Dec. 21, 2003	New Orleans	20-19
Sept. 9, 1998	Chicago	24-23
Aug. 31, 1997	Baltimore	28-27
Oct. 1, 1995	Houston	17-16

OFFENSIVE NOTES

14-14 VISION

Dating back to 2005, only five NFL players have registered 1,400-plus receiving yards and 14-plus receiving TDs in a single season: **Allen Robinson** (1,400-14) in 2015, NYJ's **Brandon Marshall** (1,502-14) in 2015, DEN's **Demaryius Thomas** (1,430-14) in 2013, DET's **Calvin Johnson** (1,681-16) in 2011 and N.E.'s **Randy Moss** (1,493-23) in 2007.

In NFL history, Robinson is the only player age 22-or-younger to record at least 1,400 receiving yards and 14 receiving TDs in a single season.

1,400+ RECEIVING YARDS & 14+ RECEIVING TDs, SINGLE SEASON, NFL, 2005-PRESENT

Name (Team)	Year	Age	Rec. Yds	Rec. TDs
Allen Robinson (Jax.)	2015	22	1,400	14
Brandon Marshall (NYJ)	2015	31	1,502	14
Demaryius Thomas (Den.)	2013	26	1,430	14
Calvin Johnson (Det.)	2011	26	1,681	16
Randy Moss (N.E.)	2007	30	1,493	23

PRO BOWL PASS CATCHER



On Jan. 7, 2016, WR **Allen Robinson** was named to the Pro Bowl for the first time in his NFL career, replacing Lions injured WR **Calvin Johnson**. At 22 years old, Robinson was the youngest Jaguars player ever to be named to the Pro Bowl.

Robinson, who joins **Keenan McCardell** and **Jimmy Smith** as the only Pro Bowl WRs in franchise history, is the first Jaguars WR to be named to the NFL's all-star game since Smith in 2001. He is also the club's first offensive representative at the Pro Bowl since RB **Maurice Jones-Drew** in 2011.

JAGUARS ALL-TIME PRO BOWL SELECTIONS

Season	Pos.	Player	w/ Jax.
2015	WR	Allen Robinson	1st
2013	LB	Paul Posluszny	1st
2011	RB	Maurice Jones-Drew	3rd
	ST	Montell Owens	2nd
2010	RB	Maurice Jones-Drew*	2nd
	TE	Mercedes Lewis	1st
	ST	Montell Owens	1st
2009	QB	David Garrard	1st
	RB	Maurice Jones-Drew	1st
2007	RB	Fred Taylor	1st
2006	CB	Rashean Mathis*	1st
	DT	John Henderson	2nd
2005	DT	Marcus Stroud	3rd
2004	DT	Marcus Stroud	2nd
	DT	John Henderson	1st
2003	DT	Marcus Stroud	1st
2002	P	Chris Hanson	1st
2001	WR	Jimmy Smith*	5th
	DT	Gary Walker	1st
2000	OT	Tony Boselli*	5th
	WR	Jimmy Smith	4th
1999	OT	Tony Boselli*	4th
	WR	Jimmy Smith	3rd
	DE	Tony Brackens	1st
	LB	Kevin Hardy	1st
	S	Carnell Lake	1st
	QB	Mark Brunell	3rd
	OT	Leon Searcy	1st
1998	OT	Tony Boselli	3rd
	WR	Jimmy Smith	2nd
1997	OT	Tony Boselli	2nd
	P	Bryan Barker	1st
	PK	Mike Hollis	1st
	QB	Mark Brunell^	2nd
	WR	Jimmy Smith	1st
1996	OT	Tony Boselli	1st
	QB	Mark Brunell	1st
	WR	Keenan McCardell	1st

* Did not play due to injury
Bold: Pro Bowl starter • ^ Pro Bowl MVP

RED HOT ROBINSON

In 2015, WR **Allen Robinson** tied for the most red zone TD receptions (12) since N.E.'s **Randy Moss** (14) in 2007. Impressively, Robinson is one of only five NFL players to post at least 12 red zone receiving TDs in a single season since at least 2001.

On Dec. 6, 2015, Robinson tied **Jimmy Smith** (Sept. 10, 2000) for the most receiving TDs (three) ever recorded by a Jaguars player in a single game.

MOST RED ZONE RECEIVING TDs (NFL players since at least 2001)

Rk.	Player (Team)	Year	RZ TDs
1.	Randy Moss (N.E.)	2007	14
2.	Allen Robinson (Jax.)	2015	12
	Rob Gronkowski (N.E.)	2011	12
	Muhsin Muhammad (Car.)	2004	12
	Antonio Gates (S.D.)	2004	12
6.	Tyler Eifert (Cin.)	2015	11
	Jimmy Graham (N.O.)	2013	11
	Eric Decker (Den.)	2012	11
	James Jones (G.B.)	2012	11
	Visanthe Shiancoe (Min.)	2009	11

17 TOUCHDOWNS AND COUNTING

Since the start of 2015, WR **Allen Robinson** has recorded 17 receiving TDs, the most in the NFL. Robinson's franchise-record 14 receiving TDs in 2015 tied SEA's **Doug Baldwin** and NYJ's **Brandon Marshall** for the most in the NFL.

MOST RECEIVING TOUCHDOWNS, NFL, 2015-PRESENT

Rk.	Player (Team)	TDs
1.	Allen Robinson (Jax.)	17
2.	Doug Baldwin (Sea.)	16
	Brandon Marshall (NYJ)	16
	Odell Beckham Jr. (NYG)	16
5.	Antonio Brown (Pit.)	15
4.	Eric Decker (NYJ)	14
	DeAndre Hopkins (Hou.)	14
	Larry Fitzgerald (Ari.)	14
	Michael Crabtree (Oak.)	14

ABOVE AVERAGE

WR **Allen Robinson** posted a 16.2 receiving average since 2015, the NFL's second-highest mark among players with at least 75 receptions. Just behind Robinson is Jaguars teammate, **Allen Hurns**, with a 15.9 receiving average.

MOST YARDS PER RECEPTION, NFL, 2015-PRESENT (min. 75 receptions)

Rk.	Player (Team)	Avg.	Rec.	Yds
1.	Rob Gronkowski (N.E.)	17.2	85	1,458
2.	Allen Robinson (Jax.)	16.2	104	1,678
3.	Allen Hurn (Jax.)	15.8	84	1,331
4.	T.Y. Hilton (Ind.)	15.7	107	1,680

FEELIN' THE HURNS

Third-year WR **Allen Hurns** ranked second among Jaguars players in receptions (64), receiving yards (1,031), receiving average (16.1) and receiving TDs (10) in 2015. Hurns, 24, became the youngest undrafted player in NFL history to record 1,000-plus receiving yards and 10-plus receiving TDs in a single season. His 10 receiving TDs were tied for the second-most in single-season franchise history (**Allen Robinson** - 14 in 2015).

OFFENSIVE NOTES

DYNAMIC DUO

Since Week 1 of the 2015 season, WRs **Allen Robinson** and **Allen Hurns** have become one of the top receiving duos in the NFL. The two currently rank second with 28 combined TDs among receiving duos.

MOST COMBINED RECEIVING TDs, NFL, WEEK 1 2015 to PRESENT

Rank	Players	Team	Yards	TDs
1.	Brandon Marshall, Eric Decker	NYJ	3,156	30
2.	Allen Robinson, Allen Hurns	JAX	3,018	28
3.	Larry Fitzgerald, Michael Floyd Doug Baldwin, Tyler Lockett	ARI SEA	2,595 2,246	22 22

THE YOUNG AND THE RESTLESS

Only nine NFL players age 24-or-younger registered 1,000-plus receiving yards in 2015: **Allen Hurns** (1,031) and **Allen Robinson** (1,400), NYG's **Odell Beckham Jr.** (1,450), N.O.'s **Brandin Cooks** (1,138), OAK's **Amari Cooper** (1,070), T.B.'s **Mike Evans** (1,206), HOU's **DeAndre Hopkins** (1,521), MIA's **Jarvis Landry** (1,157) and BUF's **Sammy Watkins** (1,047).

MOST RECEIVING YARDS BY 24-OR-YOUNGER PLAYERS, NFL, 2015

Rk.	Player (Team)	Age	Yds
1.	DeAndre Hopkins (Hou.)	23	1,521
2.	Odell Beckham Jr. (NYG)	23	1,450
3.	Allen Robinson (Jax.)	22	1,400
4.	Mike Evans (T.B.)	22	1,206
5.	Jarvis Landry (Mia.)	23	1,157
6.	Brandin Cooks (N.O.)	22	1,138
7.	Amari Cooper (Oak.)	21	1,070
8.	Sammy Watkins (Buf.)	22	1,047
9.	Allen Hurns (Jax.)	24	1,031

MEET THE ALLENS

WRs **Allen Robinson** (1,400) and **Allen Hurns** (1,031) are the first NFL combo age 24-or-younger to post 1,000-plus receiving yards in a single season since CLE's **Braylon Edwards** (1,289) and **Kellen Winslow** (1,106) in 2007. The only other NFL duo age 24-or-younger to accomplish the feat was S.D.'s **John Jefferson** (1,340) and **Kellen Winslow Sr.** (1,290) in 1980.

Team (Year)	Player (Yds)	Player (Yds)
Jax. (2015)	Allen Robinson (1,400)	Allen Hurns (1,031)
Cle. (2007)	Braylon Edwards (1,289)	Kellen Winslow (1,106)
S.D. (1980)	John Jefferson (1,340)	Kellen Winslow Sr. (1,290)

DOUBLE A'S

WRs **Allen Hurns** (14.9) and **Allen Robinson** (14.7) rank first and second, respectively, in Jaguars history in receiving average (min. 100 receptions).

MOST YARDS PER RECEPTION IN JAGUARS HISTORY (min. 100 receptions)

Rk.	Player (Year)	Avg.	Rec.	Yds.
1.	Allen Hurns (2014-16)	14.9	135	2,008
2.	Allen Robinson (2014-16)	14.7	152	2,235
3.	Jimmy Smith (1995-2005)	14.3	862	12,287
4.	Ernest Wilford (2004-10)	13.9	153	2,120
5.	Mike Sims-Walker (2008-11)	13.5	107	1,442

BEST RECEPTION IN DUVAL

Since Week 1 of 2014, WR **Allen Hurns** has caught a reception in 36 consecutive games, the longest streak by a Jaguars player since TE Marcedes Lewis (32 games) from 9/12/10-9/9/12. Hurns is also tied for third-most consecutive games with a reception in the NFL behind 13 players, with 36.

LUCKY NUMBER SEVEN

Since 2010, only five NFL players have caught a TD pass in at least seven consecutive games: **Allen Hurns** (seven) in 2015, N.E./DEN's **Wes Welker** (eight) from 2012-13, DAL's **Dez Bryant** (seven) in 2012, CIN's **A.J. Green** (nine) in 2012 and K.C.'s **Dwayne Bowe** (seven) in 2010. Hurns' seven-game streak with a receiving TD was the longest since N.E./DEN's **Wes Welker** (eight games) from Dec. 23, 2012-Oct. 13, 2013.

MOST CONSECUTIVE GAMES WITH A RECEIVING TD, 2010-PRESENT

Rk.	Player	Streak	Games
1.	A.J. Green (Cin.)	Sept. 16-Nov. 18, 2012	9
2.	Wes Welker (N.E./Den.)	Dec. 23, 2012-Oct. 13, 2013	8
3.	Allen Hurns (Jax.)	Sept. 27-Nov. 15, 2015	7
	Dez Bryant (Dal.)	Nov. 11-Dec. 23, 2012	7
	Dwayne Bowe (K.C.)	Oct. 17-Nov. 28, 2010	7

FINAL FIVE

Only five undrafted players since the 1970 NFL merger have registered at least 1,000 receiving yards, 10 receiving TDs and a 16.0 receiving average in a single season: **Allen Hurns** (1,031-10-16.1) in 2015, DAL's **Miles Austin** (1,320-11-16.3) in 2009, DEN's **Rod Smith** (1,180-12-16.9) in 1997, ATL's **Alfred Jenkins** (1,358-13-19.4) in 1981 and DEN's **Steve Watson** (1,244-13-20.7) in 1981. Hurns is the first undrafted player age 24-or-younger to accomplish the feat since Watson (24) with DEN in 1981.

1,000+ RECEIVING YARDS, 10+ RECEIVING TDs, 16.0+ YARDS PER RECEPTION BY UNDRAFTED PLAYERS, 1970-PRESENT

Name (Team)	Year	Age	Rec. Yds	Rec. TDs	Yds/Rec.
Allen Hurns (Jax.)	2015	24	1,031	10	16.1
Miles Austin (Dal.)	2009	25	1,320	11	16.3
Rod Smith (Den.)	1997	27	1,180	12	16.9
Alfred Jenkins (Atl.)	1981	29	1,358	13	19.4
Steve Watson (Den.)	1981	24	1,244	13	20.7

BENN IS BACK

WR **Arrelious Benn** had a 51-yard TD reception in Week 6 against the Bears. This was Benn's first TD since Dec. 24, 2011 (1,819 days) when he was a member of the Tampa Bay Buccaneers. This is the longest span between TDs for a wide receiver since **Kassim Osgood**, Dec. 12, 2004 to Sept. 12, 2010 (2,100 days).

LARGEST FOURTH QUARTER COMEBACKS

The Jaguars overcame a 13-point fourth quarter deficit to defeat the Bears, which is tied for the sixth-largest comeback in franchise history and second-largest fourth quarter comeback.

FOURTH QUARTER COMEBACKS OF 10-PLUS POINT DEFICIT

Date	Opponent	Deficit	Result	Points
Nov. 24, 1996	at Baltimore	10-25	W, 28-25 (OT)	15
Oct. 16, 2016	at Chicago	0-13	W, 17-16	13
Nov. 10, 1996	Baltimore	16-27	W, 30-27	11

THE UNDRAFTED

WRs **Allen Hurns** is in his third season in the NFL as an undrafted player. Below are where he ranks among undrafted WRs through the first three seasons in receiving yards (12th) and touchdowns (eighth).

YARDS IN FIRST THREE SEASONS

Rk	Player (Years)	Yards
11.	Stephone Paige (1983-85)	2,012
12.	Allen Hurns (2014-16)*	2,008
13.	Doug Baldwin (2011-13)	1,932

TDs IN FIRST THREE SEASONS

Rk	Player (Years)	TDs
6.	V. Cruz, O. Gadsden	19
8.	Allen Hurns (2014-16)*	17
9.	L. Taylor, A. Jenkins	16

OFFENSIVE NOTES



LEADER OF THE PACK

Dating back to 2013, TE **Julius Thomas'** 30 receiving TDs are the most by a TE and tied for the fifth-most in the NFL over that span, trailing only NYJ's **Brandon Marshall** (36), PIT's **Antonio Brown** (36), DEN's **Demaryius Thomas** (34) and DAL's **Dez Bryant** (33).

MOST RECEIVING TOUCHDOWNS BY A TIGHT END, 2013-PRESENT

Rk.	Player (Team)	TDs
1.	Julius Thomas (Jax.)	30
2.	Jimmy Graham (Sea.).....	29
3.	Rob Gronkowski (N.E.)	28
4.	Antonio Gates (S.D.).....	23
5.	Greg Olsen (Car.).....	21



FRANCHISE 4000

In Week 17 last season, TE **Mercedes Lewis** caught one pass for 45 yards, his longest reception of the 2015 season. On that catch, Lewis eclipsed the 4,000-yard mark for his NFL career. Lewis (4,112) joined **Jimmy Smith** (12,287 from 1995-2005) and **Keenan McCardell** (6,393 from 1996-2001) as the only players in Jaguars history to record at least 4,000 career receiving yards.

MOST RECEIVING YARDS in JAGUARS HISTORY

Rk.	Player (Years)	Yds
1.	Jimmy Smith (1995-2005).....	12,287
2.	Keenan McCardell (1996-2001).....	6,393
3.	Mercedes Lewis (2006-16)	4,112
4.	Maurice Jones-Drew (2006-13).....	2,873
5.	Kyle Brady (1996-2006).....	2,500



LUXURY MARCEDES

TE **Mercedes Lewis** has produced 28 career receiving TDs, the third-most in Jaguars history. Lewis has also tallied the third-most career receptions (339) in franchise history. Lewis notched his first touchdown of the 2016 in Week 2 against the Chargers.

MOST RECEIVING TDs in JAGUARS HISTORY

Rk.	Player (Years)	TDs
1.	Jimmy Smith (1995-2005).....	67
2.	Keenan McCardell (1996-2001).....	30
3.	Mercedes Lewis (2006-16)	28

MOST RECEPTIONS in JAGUARS HISTORY

Rk.	Player (Years)	Rec.
1.	Jimmy Smith (1995-2005).....	862
2.	Keenan McCardell (1996-2001).....	499
3.	Mercedes Lewis (2006-16)	339
4.	Maurice Jones-Drew (2006-13).....	335



TOUCHDOWN THOMAS

Since returning from a thumb injury in Week 5 last season, TE **Julius Thomas** has produced six receiving TDs, tied for the sixth-most by an NFL TE in that span and trailing only CIN's **Tyler Eifert** (10), N.E.'s **Rob Gronkowski** (eight) and CLE's **Gary Barnidge** (seven) in the AFC.

MOST RECEIVING TOUCHDOWNS BY A TIGHT END, WEEK 5 2015 to PRESENT

Rk.	Player (Team)	TDs
1.	Tyler Eifert (Cin.)*.....	10
2.	Rob Gronkowski (N.E.)*.....	8
3.	Greg Olsen (Car.).....	7
	Zach Miller (Chi.)	7
	Kyle Rudolph (Min.).....	7
	Gary Barnidge (Cle.)	7
7.	Julius Thomas (Jax.)*	6
	Benjamin Watson (N.O.).....	6
	Jordan Reed (Was.)	6



RUN, T.J., RUN

In 2015, RB **T.J. Yeldon** (1,019) became the third Jaguars rookie RB to register 1,000-plus scrimmage yards in a single season, joining **Maurice Jones-Drew** (1,377) in 2006 and **Fred Taylor** (1,644) in 1998. Yeldon's 1,019 scrimmage yards were the most by a Jaguars RB since Jones-Drew (1,117) in 2013.



RUN AND CATCH

In 2015, RB **T.J. Yeldon** (36) tied with ARI's **David Johnson** for the third-most receptions by an NFL rookie RB, trailing only CLE's **Duke Johnson** (61) and BAL's **Javorius Allen** (45).

MOST RECEPTIONS by a ROOKIE RUNNING BACK, NFL, 2015

Rk.	Player (Team)	Rec.
1.	Duke Johnson (Cle.).....	61
2.	Javorius Allen (Bal.)	45
3.	T.J. Yeldon (Jax.)	36
	David Johnson (Ari.).....	36
5.	Melvin Gordon (S.D.).....	33

Among rookie RBs in 2015, Yeldon also ranked third in the AFC and tied-fifth in the NFL with 279 receiving yards. Yeldon joined CLE's **Duke Johnson** (534), ARI's **David Johnson** (457), BAL's **Javorius Allen** (353), WAS' **Matt Jones** (304) and CHI's **Jeremy Langford** (279) as the only NFL rookie RBs to register 200-plus receiving yards last season.

MOST RECEIVING YARDS by a ROOKIE RUNNING BACK, NFL, 2015

Rk.	Player (Team)	Rec.
1.	Duke Johnson (Cle.).....	534
2.	David Johnson (Ari.)	457
3.	Javorius Allen (Bal.)	353
4.	Matt Jones (Was.).....	304
5.	T.J. Yeldon (Jax.)	279
	Jeremy Langford (Chi.)	279

DEFENSIVE NOTES

INSIDE LEVERAGE

LB **Paul Posluszny** (133-3) was one of only two NFL LBs with 125-plus tackles and three-plus INTs in 2015, joining T.B.'s **Lavonte David** (147-3). Below is a list of NFL LBs that have registered at least 125 tackles and three INTs in a single season since 2013:

125+ TACKLES & 3+ INTS IN A SINGLE SEASON BY A LINEBACKER, 2013-2015

Year	Player (Team)	Tackles	INTs
2015	Lavonte David (T.B.)	147	3
	Paul Posluszny (Jax.)	133	3
2013	Kiko Alonso (Buf.)	159	4
	Luke Kuechly (Car.)	156	4
	Lavonte David (T.B.)	144	5
	Chad Greenway (Min.)	134	3
	Danny Trevathan (Den.)	125	3

IT'S TACKLE TIME

Dating back to his rookie campaign in 2007, LB **Paul Posluszny** has produced 94 games with seven-or-more tackles, the most such games in the NFL over that span.

MOST GAMES WITH SEVEN-PLUS TACKLES, NFL, 2007-PRESENT

Rk.	Player	Games
1.	Paul Posluszny	94
	D'Qwell Jackson	93
3.	Karlos Dansby	87
4.	Chad Greenway	83
5.	Patrick Willis	78

ALL THE WAY UP

According to Sport Radar 360, LB **Paul Posluszny** has made 1,065 tackles since 2007, the most tackles in the NFL over that span.

MOST TACKLES, NFL, 2007-PRESENT

Rk.	Player	Tackles
1.	Paul Posluszny	1,065
2.	Chad Greenway	1,057
3.	D'Qwell Jackson	1,055
4.	Karlos Dansby.....	1,018
5.	David Harris	1,012

POZ GOES FOR MORE

Tenth-year LB **Paul Posluszny** registered 1.5 sacks when he tackled Colts QB **Andrew Luck** in the first quarter of Jacksonville's Week 4 victory, along with **Josh Johnson**, and again in the third quarter.

This marks the second time in his career Posluszny has recorded more than one sack in a game, the last time registering 2.0 sacks on Dec. 30, 2012 against Tennessee.

BALANCED PLAY POZ

LB **Paul Posluszny** (14.5-15) is one of only three active NFL players to record 12-plus sacks and 12-plus INTs since the start of 2007, joining CLE's **Karlos Dansby** (24.0-15) and K.C.'s **Derrick Johnson** (21.0-13).

12+ SACKS & 12+ INTs, NFL, 2007-PRESENT

Player	Sacks	INTs
Paul Posluszny	14.5	15
Karlos Dansby	24.0	15
Derrick Johnson	21.0	14

ON THE RISE

With 11 tackles against Chicago, LB **Paul Posluszny** ranks fourth on the Jaguars' career tackles list and needs six tackles to surpass Mike Peterson (837) for third-most tackles by a Jaguar.

JAGUARS ALL-TIME TACKLES

Player	Tackles
Daryl Smith (2004-12)	1,089
Donovin Darius (1998-2006)	858
Mike Peterson (2003-08)	837
Paul Posluszny (2011-16)	832
Kevin Hardy (1996-2001)	789
John Henderson (2002-09)	563
Rashean Mathis (2003-12)	554
Akin Ayodele (2002-05)	489

SMITH STANDS OUT

Since becoming a full-time starter in Week 12 of the 2014 season, LB **Telvin Smith** ranks second in the NFL with 231 tackles, trailing only IND's **D'Qwell Jackson** (243).

MOST TACKLES, NFL, WEEK 12 2014 - PRESENT

Rk.	Player (Team)	Total	Solo	Asst.
1.	D'Qwell Jackson (Ind.)	243	144	99
2.	Telvin Smith (Jax.)	231	177	54
3.	Reshad Jones (Mia.)	228	172	56
4.	Luke Kuechly (Car.)	223	150	73
5.	Bobby Wagoner (Sea.)	212	127	85

TOP OF HIS CLASS

Among NFL players age 25-or-younger in 2015, LB **Telvin Smith** ranked first with 128 tackles (99 solo).

MOST TACKLES BY PLAYER AGE 25-OR-YOUNGER, NFL, 2015

Rk.	Player (Team)	Age	Total	Solo	Asst.
1.	Telvin Smith (Jax.)	24	128	99	29
2.	Luke Kuechly (Car.)	24	118	76	42
3.	Preston Brown (Buf.)	23	117	63	54

Smith produced 227 tackles through the first two years of his NFL career, the most ever by a Jaguars player in his first two seasons.

MOST TACKLES IN FIRST TWO NFL SEASONS in JAGUARS HISTORY

Rk.	Player (Years)	Total	Solo	Asst.
1.	Telvin Smith (2014-15)	227	167	60
2.	Jonathan Cyprien (2013-14)	209	159	50
3.	Akin Ayodele (2002-03)	181	145	36

SIXES FOR SMITH

LB **Telvin Smith** has registered six-plus tackles in 21 consecutive games (dating back to Week 16 in 2014), the NFL's longest active streak, during which he has totaled 200 tackles (9.5 tackles per game). Smith has ranked first or second on the team in tackles in 11 of his last 13 games played.

MOST CONSECUTIVE GAMES WITH 6+ TACKLES, NFL

Rk.	Player (Team)	Games (Tackles)
1.	Telvin Smith (Jax.)	21 (200)
2.	K.J. Wright (Sea.)	14 (108)
3.	Alex Ogletree (L.A.).....	12 (110)
	Landon Collins (NYG)	12 (100)

DEFENSIVE NOTES

ALL OR NOTHING

LB **Telvin Smith** joins T.B.'s **Lavonte David**, CAR's **Luke Kuechly**, BAL's **C.J. Mosley**, CAR's **Thomas Davis**, N.E.'s **Jamie Collins** and G.B.'s **Morgan Burnett** as the only NFL players with 200-plus tackles and multiple FFs, FRs and INTs since the start of 2014.

200+ TACKLES WITH MULTIPLE FORCED FUMBLES, FUMBLE RECOVERIES & INTERCEPTIONS, 2014-PRESENT

Name (Team)	Tackles	Solo	Asst.	FFs	FRs	INTs
Luke Kuechly (Car.)	339	221	118	3	2	6
Lavonte David (T.B.)	319	204	115	7	3	3
Preston Brown (Buf.)	278	159	119	2	4	3
C.J. Mosley (Bal.)	274	182	92	2	3	5
Telvin Smith (Jax.)	267	202	65	3	2	2
Thomas Davis (Car.)	237	163	74	6	2	5
Jamie Collins (N.E.)	236	146	90	10	3	5
Morgan Burnett (G.B.)	217	156	61	3	2	2

SACK GAME STRONG

The Jacksonville Jaguars defense registered 6.0 sacks against Indianapolis, marking the first time since Week 11 of the 2010 season (vs. Cleveland) that Jacksonville's defense had 6.0-plus sacks in a game. This marks the ninth time the Jaguars defense registered 6.0 sacks or more in a game. The 6.0 sacks were the fourth-most in Jaguars history. Below is a breakdown of the most sacks in a single game in Jaguars history.

MOST SACKS IN A SINGLE GAME IN JAGUARS HISTORY

DATE	Opponent	Sacks
11/7/99	at Atlanta	9.0
11/15/08	at New York Jets	7.0
9/16/07	vs. Atlanta	7.0
10/2/16	vs. Indianapolis	6.0
11/21/10	vs. Cleveland	6.0
10/8/06	vs. New York Jets	6.0
11/6/05	vs. Houston	6.0
10/17/04	vs. Kansas City	6.0
12/3/00	vs. Cleveland	6.0
12/19/99	at Cleveland	6.0
12/21/97	at Oakland	6.0
11/9/97	at Kansas City	6.0

LAST MINUTE TAKEAWAYS

Since 2013, the Jaguars have had five games in which the defense has recorded at least two INTs in the fourth quarter. They are tied for the most in the NFL with three other teams, New York Giants, New York Jets and Miami Dolphins. The last time this occurred was Week 3 vs. Baltimore, where S **Tashaun Gipson** and LB **Paul Posluszny** each intercepted QB **Joe Flacco** in the fourth quarter.

MULTIPLE INTs IN FOURTH QUARTER BY A TEAM, NFL, 2013-PRESENT

Rk.	Team	Gms	Last Time
1.	Jacksonville	5	2016, W3
	New York Jets	5	2016, W3
	New York Giants	5	2016, W3
	Miami	5	2015, W4
5.	Atlanta	4	2015, W11
	Los Angeles	4	2015, W5

KEEP IT ON THE DL

Since Week 1 of the 2013 season, **Malik Jackson** ranks tied for fifth in the NFL among defensive linemen with 15 passes defended.

PASSES DEFENSED BY A DEFENSIVE LINEMAN, NFL, 2013-PRESENT

Rk.	Player	PDs
1.	J.J. Watt	25
2.	Jason Pierre-Paul	20
3.	Muhammad Wilkerson	17
	Cameron Heyward	17
5.	Malik Jackson	16
	Carlos Dunlap	16
	Cameron Jordan	16

NO FLY ZONE

Since 2013, FS **Tashaun Gipson** ranks third in the NFL among safeties with 14 interceptions. Gipson recorded his first interception as a Jaguar in Week 3 against the Ravens. Gipson also has two interceptions for a touchdown over the past four seasons.

MOST INTERCEPTIONS BY A SAFETY, NFL, 2013-PRESENT

Rk.	Player	Games	INT	TD
T1.	Glover Quin	53	15	1
T1.	Reggie Nelson	52	15	1
3.	Tashaun Gipson	44	14	2
4.	Rashad Johnson	48	12	2
5.	Earl Thomas	52	12	0

NOW WATCH ME CYP'

SS **Johnathan Cyprien** ranks second among NFL safeties in tackles since the start of 2014 (255) and led the team with the most tackles in Week 1 (nine).

MOST TACKLES BY A SAFETY, NFL, 2014-PRESENT

Rk.	Player (Team)	Total	Solo	Asst.
1.	Reshad Jones (Mia.)	265	306	58
2.	Johnathan Cyprien (Jax.)	255	185	70
3.	Barry Church (Dal.)	248	180	68

SEA-NOTE CYP

SS **Johnathan Cyprien** recorded 10 tackles (nine solo) vs. the Ravens in Week 3, his 10th career game with at least 10 tackles.

CYPRIEN'S 10-PLUS TACKLE GAMES

Date	Opponent	Total	Solo	Asst.
9/25/16	vs. Baltimore	10	9	1
1/3/16	at Houston	14	6	8
12/6/15	at Tennessee	11	7	4
11/8/15	at New York Jets	13	7	6
10/4/15	at Indianapolis	14	11	3
12/28/14	at Houston	11	7	4
10/12/14	at Tennessee	14	11	3
10/5/14	vs. Pittsburgh	10	8	2
12/5/13	vs. Houston	10	7	3
10/6/13	at St. Louis	12	12	0

DEFENSIVE NOTES

JAX SACK ATTACK

In Week 4, Jacksonville recorded 6.0 sacks against the Colts, the 12th time in team history to register 6.0-plus sacks in a game. The last time the Jaguars accomplished 6.0 sacks in a game was Nov. 21, 2010 vs. Cleveland. **Yannick Ngakoue** leads the Jaguars with 4.0 sacks through four games this season.

MOST SACKS, JAGUARS, 2016

Rk.	Player	Sacks
1.	Yannick Ngakoue	4.0
2.	Dante Fowler Jr.	2.0
3.	Paul Posluszny.....	1.5
4.	Malik Jackson.....	1.0
	Jared Odrick.....	1.0
	Chris Smith.....	1.0
7.	Josh Johnson.....	0.5

THE ROOKIE RISES

In Week 6, **Yannick Ngakoue** recorded a sack in his fourth consecutive game this season, tied for the second-most consecutive games with a sack in Jaguars history.

CONSECUTIVE GAMES WITH A SACK IN JAGUARS HISTORY

Rk.	Player	Date	Games
1.	Tony Brackens	Nov. 11-Dec. 30, 2011	8
2.	Yannick Ngakoue	Sept. 18-Oct. 16, 2016	4
	Gary Walker	Oct. 18-Nov. 11, 2001	4
	Tony Brackens	Nov. 28-Dec. 19, 1999	4
	Kevin Hardy	Oct. 11-Nov. 7, 1999	4
	Tony Brackens	Sept. 22-Oct. 12, 1997	4

FANTASTIC FOUR

Since 1983, DE **Yannick Ngakoue** is the seventh active NFL players to record at least 4.0 sacks through their first five career games. Ngakoue is the only rookie in the NFL this season with 4.0-plus sacks.

ACTIVE PLAYERS WITH 4.0-PLUS SACKS THROUGH FIRST FIVE CAREER GAMES, NFL

Year	Player	Team	Sacks
2016	Yannick Ngakoue	JAX	4.0
2013	Chris Jones	N.E.	5.0
2012	Bruce Irvin	SEA	4.5
2011	Von Miller	DEN	5.0
2006	Elvis Dumervil	DEN	6.0
2004	Jared Allen	K.C.	4.0
2003	Terrell Suggs	BAL	4.0

THE YANNICK TECHNIQUE

According to TruMedia, DE **Yannick Ngakoue** is one of eight players in the NFL with multiple sack-fumbles this season. Ngakoue is only rookie to accomplish this feat.

MULTIPLE SACK FUMBLES, NFL, 2016

Team	Player	Sack-Fumble
BUF	Lorenzo Alexander	3.0
JAX	Yannick Ngakoue	2.0
L.A.	Robert Quinn	2.0
CIN	Carlos Dunlap	2.0
SEA	Cliff Avril	2.0
OAK	Bruce Irvin	2.0
MIN	Brian Robison	2.0
ATL	Vic Beasley	2.0

THE SACK STREAK

Jaguars rookie DE **Yannick Ngakoue** is one of four players who has made at least one sack in four or more consecutive games, joining TEN's **Brian Orakpo** (five consecutive games with a sack), BUF's **Lorenzo Alexander** (five consecutive games with a sack) and ARI's **Markus Golden** (five consecutive games with a sack). He is the only rookie to register a sack in four or more consecutive games this season.

ROOKIE RULES

DE **Yannick Ngakoue** is the second rookie in NFL history to record 4.0-plus sacks and at least one INT through their first five career games.

4.0+ SACKS AND AT LEAST ONE INTERCEPTION BY A ROOKIE IN FIRST FIVE CAREER GAMES, NFL

Year	Player (Team)	Sacks	INTs
2016	Yannick Ngakoue (JAX)	3.0	1
2003	Terrell Suggs (BAL)	4.0	1

UNDRAFTED ROOKIES

Since the Jaguars' inaugural season in 1995, there have been 41 undrafted rookies to make the club's opening day roster.

Year	Player
2016	S Jarrod Wilson
2015	LB Thurston Armbrister, RB Corey Grant, CB Nick Marshall
2014	WR Allen Hurns, G Tyler Shatley, OT Josh Wells
2013	DT Abry Jones, LB LaRoy Reynolds, LS Carson Tinker
2012	DB Antwon Blake, WR Kevin Elliott, LB Julian Stanford, C Mike Brewster
2011	OT Cameron Bradfield, WR Jamar Newsome, CB Kevin Rutland
2010	LB Jacob Cutrera, OT Kevin Haslam, DE Aaron Morgan
2009	LB Russell Allen, DE Julius Williams
2008	CB Brian Witherspoon, CB Isaiah Gardner
2007	---
2006	OT Richard Collier, DE Tony McDaniel, RB Montell Owens
2005	G Dan Connolly, RB/KR Derrick Wimbush
2004	TE Brian Jones, CB David Richards
2003	PK Seth Marler, WR Cortez Hankton, DT Matt Leonard
2002	---
2001	RB Elvis Joseph, WR Randal Williams, FB Patrick Washington
2000	---
1999	FB Stacey Mack
1998	---
1997	CB Kevin Devine, DE Jabbar Threats
1996	CB Rashid Gayle
1995	TE Gordon Laro

SPECIAL TEAMS NOTES



TOP PERCENT

Second-year K **Jason Myers** has made 33-of-39 (83.3 pct.) career FGs, including 13-of-18 (72.2 pct.) from 40-plus yards. Myers' 83.3 career FG pct. is the highest in Jaguars history among kickers with at least 25 FG attempts. Myers also ranks first in team history with his 72.2 FG pct. on kicks from 40-plus yards (min. five FG attempts from 40-plus yards). Myers has converted 4-of-7 FGs from 50-plus yards, including made kicks from 50 (09/11/16 vs. G.B.), 51 (11/29/15 vs. S.D.), 53 (11/15/15 at BAL), and 58 yards (09/20/15 vs. MIA).

JAGUARS ALL-TIME KICKERS

Name (Years)	Games	XPM/XPA	XP%	FGM/FGA	FG%
Jason Myers (2015-16)	21	43/49	87.8	34/40	8.6
Josh Scobee (2004-14)	168	317/322	98.4	235/291	80.8
John Carney (2007)	8	20/21	95.2	9/11	81.8
Seth Marler (2003)	16	30/30	100.0	20/33	60.6
Danny Boyd (2002)	4	7/7	100.0	5/5	100.0
Richie Cunningham (2002)	1	2/2	100.0	1/1	100.0
Hayden Epstein (2002)	6	13/13	100.0	5/9	55.6
Tim Seder (2002)	5	11/11	100.0	8/12	66.7
Steve Lindsey (1999-2000)	26	5/5	100.0	5/7	71.4
Mike Hollis (1995-2001)	108	239/242	98.8	175/217	80.6



MYERS FOR MAYOR

In Week 2 of the 2015 season, K **Jason Myers** connected on a career-long 58-yard FG, the second-longest FG in franchise history. Myers' 58-yarder tied with **Kyle Brindza** for the third-longest distance made by an NFL kicker in 2015 (STL's **Greg Zuerlein**, 61 yards; DET's **Matt Prater**, 59 yards).

LONGEST FIELD GOAL MADE, JAGUARS HISTORY

Rk.	Name	Date/Opponent	Yds
1.	Josh Scobee	Oct. 3, 2010 vs. IND	59
2.	Jason Myers	Sept. 20, 2015 vs. MIA	58
3.	Josh Scobee	Dec. 15, 2013 vs. BUF	55

LONGEST FIELD GOAL MADE, NFL, 2015

Rk.	Name (Team)	Date/Opponent	Yds
1.	Greg Zuerlein (STL)	Nov. 8, 2015 at CIN	61
2.	Matt Prater (Det.)	Jan. 3, 2016 at CHI	59
3.	Jason Myers (Jax.)	*Sept. 20, 2015 vs. MIA	58
	Kyle Brindza (TB)	Sept. 27, 2015 at HOU	58



BIG FOOT

From 11/15/15 to 9/11/16, K **Jason Myers** made 16 consecutive FGs, tied for the third-most consecutive made FGs in Jaguars history. Myers converted three FGs against the Colts.

CONSECUTIVE FGs MADE IN JAGUARS HISTORY

Rank	Name	Dates	FGs
1.	Josh Scobee	Nov. 27, 2011-Nov. 4, 2012	20
1.	Mike Hollis	Nov. 1, 1998-Sept. 19, 1999	20
3.	Mike Hollis	Oct. 12-Nov. 30, 1997	16
3.	Jason Myers	Nov. 15, 2015-Sept. 11, 2016	16
5.	Josh Scobee	Sept. 11-Nov. 15, 2011	15
5.	Josh Scobee	Oct. 1-Nov. 26, 2006	15



BRAD GOES BOOM

Fifth-year P **Brad Nortman** punted five times for 275 yards (55.0 gross avg./52.2 net avg.), including two punts inside the 20 in the Jaguars' victory over Chicago. Nortman's 55.0-yard gross punting avg. and his 52.2-yard net punting avg. were both the highest in the NFL in Week 6. Nortman registered punts of 60 yards, 45 yards, 58 yards, 53 yards and 59 yards, with zero punts going for touchbacks.

This season, Nortman's 49.9-yard gross punting avg. and his 45.6-yard net punting avg. are both the highest in his five-year career. His 45.6 net punting avg. is the highest among AFC punters in 2016 (second in the NFL) and his 49.9-yard gross punting avg. ranks third in the AFC (fifth in the NFL). With two punts inside the 20 against Chicago, Nortman has now registered 100 career punts inside the 20, including nine such punts in 2016.



BEND IT LIKE NORMAN

In Week 6, fifth-year P Brad Nortman's five punts for 275 yards (55.0 gross avg./52.2 net avg.) ranks third in gross punting average and first in net punting average in Jaguars single-game history.

GROSS PUNTING AVERAGE IN A SINGLE GAME, JAGUARS HISTORY (minimum of four punts)

PLAYER (DATE)	GROSS AVG.
Bryan Anger (Dec. 23, 2012 vs. N.E.)	56.3
Bryan Anger (Oct. 11, 2015 at T.B.)	55.3
BRAD NORTMAN (Oct. 16, 2016 at Chi.)	55.0
Bryan Barker (Oct. 19, 1997 at Dal.)	53.8
Brad Nortman (Oct. 2, 2016 vs. Ind.)	53.6
Bryan Anger (Sept. 9, 2012 at Min.)	53.5
Bryan Anger (Sept. 23, 2012 at Ind.)	53.5

NET PUNTING AVERAGE IN A SINGLE GAME, JAGUARS HISTORY (minimum of four punts)

PLAYER (DATE)	NET AVG.
BRAD NORTMAN (Oct. 16, 2016 at Chi.)	52.2
Bryan Anger (Nov. 4, 2012 vs. Det.)	50.5
Adam Podlesh (Dec. 23, 2007 vs. Oak.)	49.8
Chris Hanson (Nov. 10, 2002 vs. Was.)	48.2
Bryan Anger (Dec. 26, 2012 at Mia.)	47.4



GOING LONG

P **Brad Nortman** made a crucial 78-yard punt with 2:31 left in the fourth quarter against the Colts in Week 4, which placed the Colts at their own 25-yard line. Nortman's 78-yard punt is the longest in the NFL so far this season and the second-longest in Jaguars history behind **Bryan Barker's** 83-yard punt against the New York Jets on Oct. 11, 1999.



GREENE MEANS GO

WR **Rashad Greene Sr.** returned a punt 73 yards for a touchdown in Week 14 of the 2015 season, becoming the fourth player in Jaguars history to do so.

PUNT RETURN TOUCHDOWNS in JAGUAR HISTORY

Player	Year	Yds returned for TD
Rashad Greene	2015	73
Mike Thomas	2010	78
Bobby Shaw	2002	69
Reggie Barlow	1998,99	85,74

2016 DRAFT CLASS



CB
6-2, 209
SMYRNA, TEN.



#20 JALEN RAMSEY - 1ST ROUND, 5TH OVERALL

COLLEGE: Started all 41 games in three years at Florida State... Finished career with 180 tackles (119 solo), 15.5 tackles for loss, 5.0 sacks, three forced fumbles, two fumble recoveries, 23 passes defended and three INTs... Decided to forgo his final year of eligibility in 2016 and declare for the NFL Draft... Jim Thorpe Award, Bednarik Trophy and Lott IMPACT Trophy semifinalist in 2015... Started all 13 games at outside CB and finished the 2015 season with 52 tackles, 4.0 tackles for loss, 1.0 sack, one fumble recovery and a team-high 10 passes defended... All-ACC First Team, AFCA First Team All-America, Walter Camp First Team All-America, ESPN.com First Team All-America



#44 MYLES JACK - 2ND ROUND, 36TH OVERALL

COLLEGE: Started in all three games he played in 2015 before injuring his knee in practice ... Registered 15 tackles in those three games... Decided to forgo his final year of eligibility in 2016 and declare for the NFL Draft... In 2014 was a starter in all 13 games at LB and finished second on the team with 88 tackles, 8.0 for loss, and seven passes defended... In 2013, saw action in all 13 games with 12 starts, 11 at LB and one at RB ... Was a finalist for the Paul Hornung Award as the nation's most versatile player

LB
6-1, 245
SCOTTSDALE, ARI.



DE
6-4, 252
HOWIE, MD.



#91 YANNICK NGAKOUÉ - 3RD ROUND, 69TH OVERALL


COLLEGE: Set Maryland's single-season sack record (13.5) his final season, breaking a record set by Mark Duda (1982) and Bruce Palmer (1978)... Ranked second nationally in sacks per game (1.13)... Selected First Team All-Big Ten by coaches and media... Decided to forgo his final year of eligibility in 2016 and declare for the NFL Draft... In a game vs. Bowling Green, Ngakoue posted a career-high 3.0 sacks (9/12/15)... Caught his first career interception his freshman year vs. Old Dominion (9/7/13)



#61 SHELDON DAY - 4TH ROUND, 103RD OVERALL

COLLEGE: Registered 45 tackles (33 solo), 15.5 tackles for loss, 4.0 sacks, four passes defended and two forced fumbles in 2015 at Notre Dame... His 15.5 tackles for loss were the most by a Notre Dame player since **Derek Landri** in 2006 ... Recorded at least one tackle for loss in 11 of the team's 13 games... Recorded a career-high nine tackles against Navy (10/10/15)... Named season-long captain at the end of fall camp his junior and senior year... In the BattleFrog Fiesta Bowl vs. Ohio State, Day collected four tackles, one tackle for loss, two passes defended and one forced fumble

DT
6-1, 293
INDIANAPOLIS, IND.

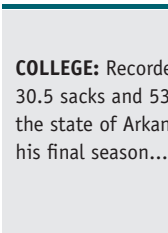


QB
6-2, 217
FAYETTEVILLE, ARK.



#9 BRANDON ALLEN - 6TH ROUND, 201ST OVERALL

COLLEGE: Totaled 7,463 passing yards, which ranks third in Arkansas history... Made 38 career starts at QB, including his final 34 games - the longest streak for an Arkansas QB since joining the SEC in 1992... Finished second in program history in pass completions (583), second in attempts (1,016) and third in completion percentage (57.4)... His 64 career passing TDs is a Razorback record... Ended final season completing 244 of 370 passes for 3,440 yards and 30 passing TDs along with one rushing TD ... His 30 passing TDs in 2015 rank second in single-season school history and second in the SEC



#66 JONATHAN WOODARD - 7TH ROUND, 226TH OVERALL

COLLEGE: Recorded 174 tackles during his four-year career at Central Arkansas... Set Central Arkansas records with 30.5 sacks and 53.0 tackles for loss... Earned the 2015 Dan Hampton Award, given to the best defensive lineman in the state of Arkansas ... Named to the Southland All-Conference First Team ... Had 1.5 sacks in three different games his final season... Totaled 3.5 sacks against Stephen F. Austin (10/4/14) to mark a single-game school record

DE
6-5, 271
BRENTWOOD, TEN.



LAST TIME IT HAPPENED



TEAM

OVERTIME GAME WON

By Jaguars — Jaguars 23, St. Louis 20, 10/18/09
By Opponents — at Indianapolis 16, Jaguars 13, 10/4/15

SHUTOUT

By Jaguars — Jaguars 41, New York Jets 0, 10/8/06
By Opponents — at Seattle 41, Jaguars 0, 10/11/09

SCORELESS FIRST HALF

By Jaguars — Jaguars 0, Chicago 10, 10/16/16
(Final: Jacksonville 17, Chicago 16)
By Opponents — Philadelphia 0, Jacksonville 17, 9/7/14
(Final: Philadelphia 34, Jacksonville 17)

SCORELESS SECOND HALF/OT

By Jaguars — Jaguars 0, Indianapolis 6, 10/4/15
(Final: Indianapolis 16, Jaguars 13)
By Opponents — Cleveland 0, Jaguars 17, 10/19/14
(Final: Jaguars 24, Cleveland 6)

400 TOTAL YARDS

By Jaguars — Jaguars at New Orleans, 412 total yards, 12/27/15
By Opponents — Houston vs. Jaguars, 402 total yards, 1/3/16

500 TOTAL YARDS

By Jaguars — Jaguars vs. Baltimore, 519 total yards, 9/20/98
By Opponents — New Orleans vs. Jaguars, 537 total yards, 12/27/15

50 POINTS SCORED

By Jaguars — Jaguars vs. Indianapolis, 51 points (51-16), 12/13/15
By Opponents — New England vs. Jaguars, 51 points (51-17), 9/27/15



OFFENSE

100 YARDS RUSHING

By Jaguars — T.J. Yeldon vs. Buffalo (115 yards), 10/25/15
By Opponents — Melvin Gordon of San Diego (102 yards), 9/18/16

200 YARDS RUSHING

By Jaguars — Fred Taylor at Pittsburgh (234 yards), 11/19/00
By Opponents — Chris Johnson of Tennessee (228 yards), 11/1/09

300 YARDS PASSING

By Jaguars — Blake Bortles at San Diego (329 yards), 9/18/16
By Opponents — Drew Brees of New Orleans (412 yards), 12/27/15

400 YARDS PASSING

By Jaguars — Mark Brunell vs. St. Louis (421 yards), 9/10/00
By Opponents — Drew Brees of New Orleans (412 yards), 12/27/15

100 YARDS RECEIVING

By Jaguars — Allen Robinson at Houston (108 yards), 1/3/16
By Opponents — Cameron Meredith of Chicago (113 yards), 10/16/16

200 YARDS RECEIVING

By Jaguars — Justin Blackmon at Houston (236 yards), 11/18/12
By Opponents — Josh Gordon of Cleveland (261 yards), 12/01/13

100 YARDS RUSHING IN A HALF

By Jaguars — Maurice Jones-Drew at Tennessee (107 in 2nd half), 12/5/10
By Opponents — Rashard Mendenhall of Pittsburgh (113 in 1st half), 10/16/11

TWO 100-YARD RUSHERS IN SAME GAME

By Jaguars — R. Jennings (109 yards) & M. Jones-Drew (101 yards) vs. Oakland, 12/12/10
By Opponents — None



OFFENSE

100 YARDS RECEIVING IN A HALF

By Jaguars — Allen Robinson at New Orleans (149 in 2nd half), 12/27/15
By Opponents — Brandin Cooks of New Orleans (107 in 1st half), 12/27/15

TWO 100-YARD RECEIVERS IN SAME GAME

By Jaguars — A. Robinson (151 yards, TD) & A. Hurns (106 yards, 2 TDs) at New Orleans, 12/27/15
By Opponents — R. Matthews (115 yards) & J. Landry (110 yards) of Miami, 9/20/15

30 COMPLETIONS IN A GAME

By Jaguars — Blake Bortles at San Diego (31-of-51 passes), 9/18/16
By Opponents — Brian Hoyer of Chicago (30-of-49 passes), 10/16/16

THREE TOUCHDOWN PASSES

By Jaguars — Blake Bortles at New Orleans, 12/27/15
By Opponents — Philip Rivers of San Diego, 9/18/16

FOUR TOUCHDOWN PASSES

By Jaguars — Blake Bortles at New Orleans, 12/27/15
By Opponents — Philip Rivers of San Diego, 9/18/16

FIVE TOUCHDOWN PASSES

By Jaguars — Blake Bortles at Tennessee, 12/6/15
By Opponents — Drew Brees of New Orleans, 12/27/15

TWO TOUCHDOWN RECEPTIONS

By Jaguars — Allen Robinson vs. Baltimore, 9/25/16
By Opponents — Travis Benjamin of San Diego, 9/18/16

THREE TOUCHDOWN RECEPTIONS

By Jaguars — Allen Robinson at Tennessee, 12/6/15
By Opponents — Randy Moss of New England, 12/27/09

TWO TOUCHDOWNS RUSHING

By Jaguars — Denard Robinson vs. Jacksonville, 11/9/14
By Opponents — Tim Hightower of New Orleans, 12/27/15

THREE TOUCHDOWNS RUSHING

By Jaguars — Maurice Jones-Drew vs. St. Louis, 10/18/09
By Opponents — LeGarrette Blount of New England, 9/27/15

LAST TIME IT HAPPENED



DEFENSE

INTERCEPTED PASS RETURNED FOR A TOUCHDOWN

By Jaguars — Telvin Smith (26 yards) vs. Buffalo, 10/25/15
By Opponents — Kareem Jackson of Houston (27 yards), 1/3/16

FUMBLE RETURNED FOR A TOUCHDOWN

By Jaguars — Andre Branch vs. Indianapolis (49 yards), 12/13/15
By Opponents — Wesley Woodyard of Tennessee (3 yards), 12/6/15

TWO FORCED FUMBLES

By Jaguars — Andre Branch at Philadelphia, 9/7/14
By Opponents — John Abraham of Atlanta, 12/15/11

TWO SACKS

By Jaguars — Dante Fowler Jr. at San Diego (2.0), 9/18/16
By Opponents — Melvin Ingram of San Diego (2.0), 9/18/16

THREE SACKS

By Jaguars — Chris Clemons at Indianapolis (3.0), 11/23/14
By Opponents — W. Mercilus (3.5) & J. Watt of Houston (3.0), 1/3/16

TWO INTERCEPTIONS

By Jaguars — Davon House at Baltimore, 11/15/15
By Opponents — Casey Hayward of San Diego, 9/18/16

SAFETY

By Jaguars — Holding penalty on Dallas' K. Wilber enforced in the end zone, 11/9/14
By Opponents — J.J. Watt of Houston (Sacked QB B. Bortles in the end zone), 12/29/14



SPECIAL TEAMS

FIVE FIELD GOALS

By Jaguars — Josh Scobee at Buffalo, 10/10/10
By Opponents — Jeff Reed of Pittsburgh, 12/1/02 (six field goals)

55-YARD FIELD GOAL

By Jaguars — Jason Myers vs. Miami (58 yards), 9/20/15
By Opponents — Blair Walsh of Minnesota (55 yards), 9/9/12

50-YARD FIELD GOAL

By Jaguars — Jason Myers vs. Green Bay (50 yards), 9/11/16
By Opponents — Adam Vinatieri of Indianapolis (53 yards), 10/2/16

KICKOFF RETURN FOR A TOUCHDOWN

By Jaguars — Maurice Jones-Drew (100 yards) at New Orleans, 11/4/07
By Opponents — Tyjaun Hagler of Indianapolis (41 yards), 12/19/10

PUNT RETURN FOR A TOUCHDOWN

By Jaguars — Rashad Greene (73 yards) vs. Indianapolis, 12/13/15
By Opponents — Darius Reynaud of Tennessee (81 yards), 12/30/12

BLOCKED FIELD GOAL ATTEMPT

By Jaguars — Tyson Alualu at New Orleans (Kai Forbath), 9/27/15
By Opponents — Brent Urban of Baltimore (Jason Myers), 9/25/16

BLOCKED FIELD GOAL RETURNED FOR A TOUCHDOWN

By Jaguars — Chris Hudson (58 yards) vs. Pittsburgh, 9/22/97
By Opponents — Antrel Rolle of Arizona (83 yards), 9/20/09

BLOCKED PUNT RETURNED FOR A TOUCHDOWN

By Jaguars — Mike Harris (19 yards) at Tennessee, 12/30/12
By Opponents — Kamar Aiken of Baltimore (11 yards), 12/14/14

BLOCKED PUNT

By Jaguars — Hayes Pullard III vs. San Diego, 11/29/15
By Opponents — Darian Stewart of Baltimore (Bryan Anger), 12/14/14

BLOCKED EXTRA POINT

By Jaguars — Tony Brackens vs. Cincinnati (Doug Pelfrey), 10/5/97
By Opponents — Bernard Pollard of Tennessee (Josh Scobee), 12/22/13

TWO-POINT CONVERSION MADE

By Jaguars — B. Bortles pass to C. Harbor at New Orleans, 12/27/15
By Opponents — J. Winston pass to V. Jackson of Tampa Bay, 10/11/15

TWO-POINT CONVERSION FAILED

By Jaguars — Blake Bortles at New Orleans (pass failed), 12/27/15
By Opponents — Joe Flacco of Baltimore (pass failed), 11/15/15

RECOVERED OWN ONSIDE KICK

By Jaguars — at Baltimore (J. Cyprien), 12/14/14
By Opponents — vs. Houston (Q. Demps), 12/27/11

JAGUARS 2016 REPORT

WON 2, LOST 3				* RUSHING	No.	Yds	Avg	Long	TD			
09/11 L 23-27	Green Bay	63,179	Yeldon	54	176	3.3	15	1				
09/18 L 14-38	at San Diego	52,165	Bortles	18	90	5.0	24	1				
09/25 L 17-19	Baltimore	60,127	Ivory	31	75	2.4	13	1				
10/02 W 30-27	Indianapolis	83,764	D. Robinson	4	14	3.5	7	0				
10/16 W 17-16	at Chicago	61,054	TEAM	107	355	3.3	24	3				
10/23	Oakland		OPPONENTS	134	515	3.8	28	5				
10/27	at Tennessee		* RECEIVING	No.	Yds	Avg	Long	TD				
11/06	at Kansas City		A. Robinson	24	287	12.0	35	3				
11/13	Houston		Lee	22	230	10.5	22	0				
11/20	at Detroit		Hurns	20	300	15.0	42t	1				
11/27	at Buffalo		Yeldon	19	102	5.4	16	0				
12/04	Denver		Thomas	13	176	13.5	24	1				
12/11	Minnesota		Lewis	8	97	12.1	37	1				
12/18	at Houston		Benn	3	61	20.3	51t	1				
12/24	Tennessee		Greene	3	24	8.0	9	0				
01/01	at Indianapolis		Ivory	3	12	4.0	9	0				
	Jax	Opp.	Grant	1	15	15.0	15t	1				
TOTAL FIRST DOWNS	97	106	Sterling	1	10	10.0	10	0				
Rushing	21	31	D. Robinson	1	7	7.0	7	0				
Passing	62	58	TEAM	118	1321	11.2	51t	8				
Penalty	14	17	OPPONENTS	123	1169	9.5	64t	8				
3rd Down: Made/Att	17/63	33/74	* INTERCEPTIONS	No.	Yds	Avg	Long	TD				
3rd Down Pct.	27.0	44.6	Gipson	1	30	30.0	30	0				
4th Down: Made/Att	5/7	2/5	Ngakoue	1	9	9.0	9	0				
4th Down Pct.	71.4	40.0	Posluszny	1	0	0.0	0	0				
POSSESSION AVG.	27:24	32:36	TEAM	3	39	13.0	30	0				
TOTAL NET YARDS	1600	1607	OPPONENTS	7	77	11.0	31	0				
Avg. Per Game	320.0	321.4	* PUNTING	No.	Yds	Avg	Net	TB	In	Lg	B	
Total Plays	314	337	Nortman	22	1097	49.9	45.6	2	9	78	0	
Avg. Per Play	5.1	4.8	TEAM	22	1097	49.9	45.6	2	9	78	0	
NET YARDS RUSHING	355	515	OPPONENTS	22	1010	45.9	41.0	1	7	56	0	
Avg. Per Game	71.0	103.0	* PUNT RETURNS	Ret	FC	Yds	Avg	Long	TD			
Total Rushes	107	134	Greene	10	2	86	8.6	42	0			
NET YARDS PASSING	1245	1092	Lee	1	3	3	3.0	3	0			
Avg. Per Game	249.0	218.4	Walters	0	1	0	---	---	0			
Sacked/Yards Lost	14/76	13/77	TEAM	11	6	89	8.1	42	0			
Gross Yards	1321	1169	OPPONENTS	8	4	53	6.6	14	0			
Att./Completions	193/118	190/123	* KICKOFF RETURNS	No.	Yds	Avg	Long	TD				
Completion Pct.	61.1	64.7	Grant	12	256	21.3	32	0				
Had Intercepted	7	3	Benn	1	0	0.0	0	0				
PUNTS/AVERAGE	22/49.9	22/45.9	Lee	1	26	26.0	26	0				
NET PUNTING AVG.	22/45.6	22/41.0	TEAM	14	282	20.1	32	0				
PENALTIES/YARDS	46/442	33/270	OPPONENTS	3	81	27.0	39	0				
FUMBLES/BALL LOST	5/2	6/2	* FIELD GOALS	1-19	20-29	30-39	40-49	50+				
TOUCHDOWNS	11	13	Myers	0/0	2/2	2/2	3/3	1/3				
Rushing	3	5	TEAM	0/0	2/2	2/2	3/3	1/3				
Passing	8	8	OPPONENTS	0/0	4/4	3/3	3/3	2/2				
Returns	0	0	Myers: (26G, 39G, 50G) (54N) (49G, 52B) (22G, 46G, 49G)									
* SCORE BY PERIODS	Q1	Q2	Q3	Q4	OT	PTS	(30G)					
TEAM	14	27	16	44	0	101	OPP: (25G, 20G) (25G) (43G, 42G, 37G, 53G) (53G, 49G)					
OPPONENTS	24	47	23	33	0	127	(36G, 24G, 32G)					
* SCORING	TD-Ru-Pa-Rt	K-PAT	FG	S	PTS							
Myers	0 0 0 0	11/11	8/10	0	35							
A. Robinson	3 0 3 0				0 18							
Benn	1 0 1 0				0 6							
Bortles	1 1 0 0				0 6							
Grant	1 0 1 0				0 6							
Hurns	1 0 1 0				0 6							
Ivory	1 1 0 0				0 6							
Lewis	1 0 1 0				0 6							
Thomas	1 0 1 0				0 6							
Yeldon	1 1 0 0				0 6							
TEAM	11 3 8 0	11/11	8/10	0	101							
OPPONENTS	13 5 8 0	13/13	12/12	0	127							
2-Pt Conv: TM 0-0, OPP 0-0												
SACKS: Ngakoue 4, Fowler 2, Posluszny 1.5, Alualu 1, Jackson 1, Marks 1, Odrick 1, C. Smith 1, Johnson 0.5, TM 13, OPP 14												
FUM/LOST: Bortles 2/2, Ivory 1/0, A. Robinson 1/0, Yeldon 1/0												
* PASSING	Att	Cmp	Yds	Cmp%	Yds/Att	TD	TD%	Int	Int%	Long	Sack/Lost	Rating
Bortles	193	118	1321	61.1	6.84	8	4.1	7	3.6	51t	14/76	80.3
TEAM	193	118	1321	61.1	6.84	8	4.1	7	3.6	51t	14/76	80.3
OPPONENTS	190	123	1169	64.7	6.15	8	4.2	3	1.6	64t	13/77	89.1

JAGUARS 2016 DEFENSE REPORT

<u>Player</u>	<u>Tkl</u>	<u>Ast</u>	<u>Comb</u>	<u>Sack</u>	<u>Sk Yds</u>	<u>TFL</u>	<u>QH</u>	<u>Int</u>	<u>PD</u>	<u>FF</u>	<u>FR</u>	<u>Tkl</u>	<u>Ast</u>	<u>FF</u>	<u>FR</u>
Paul Posluszny	35	11	46	1.5	17	2	2	1	1	0	0	0	0	0	0
Telvin Smith	35	5	40	0	0	7	0	0	2	0	0	1	0	0	0
Johnathan Cyprien	31	6	37	0	0	0	0	0	1	0	1	0	0	0	0
Jalen Ramsey	18	2	20	0	0	1	1	0	1	0	0	0	0	0	0
Tashaun Gipson	13	0	13	0	0	0	0	1	1	0	0	0	0	0	0
Dante Fowler	11	2	13	2	12	3	4	0	2	0	0	0	0	0	0
Malik Jackson	11	1	12	1	8	3	4	0	1	0	0	0	0	0	0
Davon House	10	2	12	0	0	0	0	0	0	0	0	0	0	0	0
Yannick Ngakoue	9	2	11	4	20	2	5	1	1	3	0	0	0	0	0
Roy Miller	10	0	10	0	0	1	1	0	0	0	0	0	0	0	0
Prince Amukamara	9	0	9	0	0	1	0	0	2	0	0	0	0	0	0
Jared Odrick	5	3	8	1	0	0	1	0	0	0	0	0	0	0	0
Myles Jack	6	1	7	0	0	0	0	0	1	0	0	1	0	0	0
Sen'Derrick Marks	6	0	6	1	3	2	4	0	0	0	0	0	0	0	0
Tyson Alualu	4	2	6	1	8	1	2	0	0	0	0	1	0	0	0
Dwayne Gratz	5	0	5	0	0	0	0	0	0	0	0	0	0	0	0
Aaron Colvin	5	0	5	0	0	1	0	0	0	0	0	0	0	0	0
Josh Johnson	3	2	5	0.5	5	0	1	0	1	0	0	0	0	0	0
Abry Jones	3	2	5	0	0	1	0	0	0	0	0	0	0	0	0
Sheldon Day	3	0	3	0	0	2	0	0	0	0	0	0	0	0	0
Chris Smith	2	0	2	1	4	1	1	0	0	0	0	0	0	0	0
Dan Skuta	2	0	2	0	0	0	0	0	0	0	0	0	0	0	0
Hayes Pullard	1	1	2	0	0	0	0	0	0	0	0	0	0	0	0
Team Totals	237	42	279	13	77	28	26	3	14	3	1	12	0	0	1

RAIDERS 2016 REPORT

WON 4, LOST 2					* RUSHING	No.	Yds	Avg	Long	TD		
09/11 W 35-34	at New Orleans	73,028	Washington	42	219	5.2	30	0				
09/18 L 28-35	Atlanta	54,081	Richard	29	183	6.3	75t	1				
09/25 W 17-10	at Tennessee	62,370	Murray	40	172	4.3	22t	3				
10/02 W 28-27	at Baltimore	71,152	Carr	13	44	3.4	11	0				
10/09 W 34-31	San Diego	54,275	Olawale	10	35	3.5	17	2				
10/16 L 10-26	Kansas City	54,211	Holton	2	16	8.0	14	0				
10/23	at Jacksonville		Jones	1	-8	-8.0	-8	0				
10/30	at Tampa Bay		TEAM	137	661	4.8	75t	6				
11/06	Denver		OPPONENTS	165	793	4.8	45	7				
11/21	Houston		* RECEIVING	No.	Yds	Avg	Long	TD				
11/27	Carolina		Cooper	36	585	16.3	64t	1				
12/04	Buffalo		Crabtree	31	365	11.8	31	5				
12/08	at Kansas City		Walford	15	150	10.0	31t	1				
12/18	at San Diego		Roberts	15	134	8.9	19t	3				
12/24	Indianapolis		Richard	13	110	8.5	22	0				
01/01	at Denver		Washington	11	66	6.0	10	0				
	Oak.	Opp.	Murray	10	63	6.3	13	0				
TOTAL FIRST DOWNS	120	137	A. Holmes	6	38	6.3	8	2				
Rushing	30	46	L. Smith	6	29	4.8	12	0				
Passing	80	82	Olawale	3	30	10.0	15	0				
Penalty	10	9	Jones	2	17	8.5	16	0				
3rd Down: Made/Att	26/72	25/71	Rivera	2	17	8.5	16	0				
3rd Down Pct.	36.1	35.2	Holton	1	4	4.0	4	0				
4th Down: Made/Att	2/5	2/5	TEAM	151	1608	10.6	64t	12				
4th Down Pct.	40.0	40.0	OPPONENTS	143	1914	13.4	98t	12				
POSSESSION AVG.	29:30	30:30	* INTERCEPTIONS	No.	Yds	Avg	Long	TD				
TOTAL NET YARDS	2244	2669	S. Smith	2	27	13.5	27	0				
Avg. Per Game	374.0	444.8	Joseph	1	21	21.0	21	0				
Total Plays	371	387	Nelson	1	12	12.0	12	0				
Avg. Per Play	6.0	6.9	Amerson	1	0	0.0	0	0				
NET YARDS RUSHING	661	793	TEAM	5	60	12.0	27	0				
Avg. Per Game	110.2	132.2	OPPONENTS	3	5	1.7	5	0				
Total Rushes	137	165	* PUNTING	No.	Yds	Avg	Net	TB	In	Lg	B	
NET YARDS PASSING	1583	1876	King	29	1448	49.9	40.9	3	11	72	0	
Avg. Per Game	263.8	312.7	TEAM	29	1448	49.9	40.9	3	11	72	0	
Sacked/Yards Lost	7/25	8/38	OPPONENTS	22	1018	46.3	37.3	2	8	62	0	
Gross Yards	1608	1914	* PUNT RETURNS	Ret	FC	Yds	Avg	Long	TD			
Att./Completions	227/151	214/143	Richard	8	1	116	14.5	47	0			
Completion Pct.	66.5	66.8	Carrie	4	4	41	10.3	18	0			
Had Intercepted	3	5	TEAM	12	5	157	13.1	47	0			
PUNTS/AVERAGE	29/49.9	22/46.3	OPPONENTS	11	5	201	18.3	73	0			
NET PUNTING AVG.	29/40.9	22/37.3	* KICKOFF RETURNS	No.	Yds	Avg	Long	TD				
PENALTIES/YARDS	52/411	38/348	Richard	8	198	24.8	50	0				
FUMBLES/BALL LOST	5/2	12/5	Jones	6	86	14.3	21	0				
TOUCHDOWNS	18	19	TEAM	14	284	20.3	50	0				
Rushing	6	7	OPPONENTS	15	325	21.7	60	0				
Passing	12	12	* FIELD GOALS	1-19	20-29	30-39	40-49	50+				
Returns	0	0	Janikowski	0/0	2/2	1/1	3/3	2/5				
* SCORE BY PERIODS	Q1	Q2	Q3	Q4	OT	PTS	TEAM	0/0	2/2	1/1	3/3	2/5
TEAM	34	33	28	57	0	152	OPPONENTS	0/0	5/5	2/3	3/3	0/2
OPPONENTS	13	49	52	49	0	163	Janikowski: (47G,31G) (58N) (52G) () (20G,50N,26G,					
* SCORING	TD-Ru-Pa-Rt	K-PAT	FG	S	PTS	56G,48G) (52N,46G)						
Janikowski	0	0	0	14/14	8/11	0	38	OPP: (42G,50N,20G,61N) (21G,20G) (34G) (24G,43G)				
Crabtree	5	0	5	0	0	32	(36G) (38N,22G,44G)					
Murray	3	3	0	0	0	18						
Roberts	3	0	3	0	0	18						
A. Holmes	2	0	2	0	0	12						
Olawale	2	2	0	0	0	12						
Cooper	1	0	1	0	0	10						
Richard	1	1	0	0	0	6						
Walford	1	0	1	0	0	6						
TEAM	18	6	12	0	14/14	8/11	0	152				
OPPONENTS	19	7	12	0	15/16	10/13	0	163				
2-Pt Conv: Cooper 2, Crabtree, TM 3-4, OPP 2-3												
SACKS: McGee 2.5, Irvin 2, Mack 2, Autry 0.5, Calhoun 0.5, Williams 0.5, TM 8, OPP 7												
FUM/LOST: Carr 2/1, Cooper 2/0, Washington 1/1												

* PASSING	Att	Cmp	Yds	Cmp%	Yds/Att	TD	TD%	Int	Int%	Long	Sack/Lost	Rating
Carr	227	151	1608	66.5	7.08	12	5.3	3	1.3	64t	7/ 25	99.1
TEAM	227	151	1608	66.5	7.08	12	5.3	3	1.3	64t	7/ 25	99.1
OPPONENTS	214	143	1914	66.8	8.94	12	5.6	5	2.3	98t	8/ 38	104.0



ROSTER INFORMATION
REGULAR SEASON WEEK 7 vs. OAKLAND

JAGUARS 2016 ALPHABETICAL ROSTER

NO	NAME	POS	HT	WT	DOB	AGE	EXP	COLLEGE	HOMETOWN	HOW ACQ
10	Allen, Brandon	QB	6-2	219	9/5/92	24	R	Arkansas	Fayetteville, Ark.	D6b-'16
93	Alualu, Tyson	DE	6-3	304	5/12/87	29	7	California	Honolulu, Hawaii	D1-'10
21	Amukamara, Prince	CB	6-0	202	6/6/89	27	6	Nebraska	Leominster, Mass.	UFA (NYG)-'16
68	Beachum, Kelvin	OT	6-3	316	6/8/89	27	5	Southern Methodist	Mexia, Texas	UFA (Pit.)-'16
17	Benn, Arrelious	WR	6-2	222	9/8/88	28	6	Illinois	Washington, D.C.	FA-'16
5	Bortles, Blake	QB	6-5	239	4/28/92	24	3	Central Florida	Oviedo, Fla.	D1-'14
59	Brown, Arthur	LB	6-0	240	6/17/90	26	4	Kansas State	Wichita, Kan.	W (Bal.)-'16
60	Cann, A.J.	G	6-3	317	10/23/91	24	2	South Carolina	Bamberg, S.C.	D3-'15
22	Colvin, Aaron	CB	6-0	193	10/2/91	25	3	Oklahoma	Tulsa, Okla.	D4-'14
37	Cyprien, Johnathan	S	6-0	217	7/29/90	26	4	Florida International	North Miami Beach, Fla.	D2-'13
92	Day, Sheldon	DT	6-1	285	7/1/94	22	R	Notre Dame	Indianapolis, Ind.	D4-'16
56	Fowler Jr., Dante	DE	6-3	250	8/3/94	22	2	Florida	St. Petersburg, Fla.	D1-'15
39	Gipson, Tashaun	FS	5-11	210	8/7/90	26	5	Wyoming	Dallas, Texas	UFA (Cle.)-'16
30	Grant, Corey	RB	5-11	204	12/19/91	24	2	Auburn	Opelika, Ala.	FA-'15
13	Greene Sr., Rashad	WR	5-11	190	9/23/92	24	2	Florida State	Albany, Ga.	D5-'15
79	Harris, Bryce	OL	6-6	300	1/16/89	27	4	Fresno State	Bakersfield, Calif.	FA-'16
7	Henne, Chad	QB	6-3	219	7/2/85	31	9	Michigan	Wyomissing, Pa.	UFA (Mia.)-'12
31	House, Davon	CB	6-0	200	7/10/89	27	6	New Mexico State	Palmdale, Calif.	UFA (G.B.)-'15
88	Hurns, Allen	WR	6-3	201	11/12/91	24	3	Miami (Fla.)	Miami, Fla.	FA-'14
33	Ivory, Chris	RB	6-0	224	3/22/88	28	7	Tiffin	Longview, Texas	UFA (NYJ)-'16
44	Jack, Myles	LB	6-1	247	9/3/95	21	R	UCLA	Scottsdale, Ariz.	D2-'16
90	Jackson, Malik	DL	6-5	300	1/11/90	26	5	Tennessee	Van Nuys, Calif.	UFA (Den.)-'16
29	Johnson, Josh	CB	5-10	195	9/10/90	26	1	Purdue	Dade City, Fla	FA-'16
95	Jones, Abry	DT	6-4	318	9/8/91	25	4	Georgia	Warner Robins, Ga.	FA-'13
83	Koyack, Ben	TE	6-5	269	4/9/93	23	1	Notre Dame	Oil City, Pa.	D7-'15
11	Lee, Marqise	WR	6-0	200	11/25/91	24	3	Southern California	Inglewood, Calif.	D2-'14
89	Lewis, Mercedes	TE	6-6	280	5/19/84	32	11	UCLA	Long Beach, Calif.	D1-'06
65	Linder, Brandon	C	6-6	309	1/25/92	24	3	Miami (Fla.)	Southwest Ranches, Fla.	D3-'14
99	Marks, Sen'Derrick	DT	6-2	309	2/23/87	29	8	Auburn	Mobile, Ala.	UFA (Ten.)-'13
97	Miller III, Roy	DT	6-2	318	7/9/87	29	8	Texas	Killeen, Texas	UFA (T.B.)-'13
2	Myers, Jason	K	5-10	195	5/12/91	25	2	Marist	Chula Vista, Calif.	FA-'15
91	Ngakoué, Yannick	DE	6-2	246	3/31/95	21	R	Maryland	Bowie, Md.	D3-'16
3	Nortman, Brad	P	6-2	218	9/12/89	27	5	Wisconsin	Brookfield, Wis.	UFA (Car.)-'16
75	Odrick, Jared	DL	6-5	298	12/31/87	28	7	Penn State	Lebanon County, Pa.	UFA (Mia.)-'15
77	Omameh, Patrick	OL	6-4	316	12/29/89	26	4	Michigan	Columbus, Ohio	FA-'16
78	Parnell, Jermeý	OT	6-6	323	7/20/86	30	6	Mississippi	Blytheville, Ark.	UFA (Dal.)-'15
51	Posluszny, Paul	LB	6-2	232	10/10/84	32	10	Penn State	Aliquippa, Pa.	UFA (Buf.)-'11
52	Pullard III, Hayes	LB	6-0	233	4/18/92	24	2	Southern California	Los Angeles, Calif.	PS (Cle.)-'15
20	Ramsey, Jalen	CB	6-2	211	10/24/94	21	R	Florida State	Smyrna, Tenn.	D1-'16
64	Reed, Chris	G	6-5	310	7/22/92	24	1	Minnesota State	Omaha, Neb.	FA-'15
15	Robinson, Allen	WR	6-3	218	8/24/93	23	3	Penn State	Southfield, Mich.	D2a-'14
16	Robinson, Denard	RB	6-0	213	9/22/90	26	4	Michigan	Deerfield Beach, Fla.	D5-'13
69	Shatley, Tyler	G	6-3	306	5/5/91	25	2	Clemson	Icard, N.C.	FA-'14
55	Skuta, Dan	LB	6-2	252	4/21/86	30	8	Grand Valley State	Flint, Mich.	UFA (S.F.)-'15
98	Smith, Chris	DE	6-1	262	2/11/92	24	3	Arkansas	Mount Ulla, N.C.	D5b-'14
50	Smith, Telvin	LB	6-3	218	4/11/91	25	3	Florida State	Valdosta, Ga.	D5a-'14
87	Sterling, Neal	TE	6-4	254	1/14/92	24	2	Monmouth	Belmar, N.J.	D7a-'15
80	Thomas, Julius	TE	6-5	256	6/27/88	28	6	Portland State	Stockton, Calif.	UFA (Den.)-'15
25	Thompson, Peyton	FS	5-10	189	9/26/90	26	2	San Jose State	Sacramento, Calif.	FA-'14
46	Tinker, Carson	LS	6-0	239	11/15/89	26	4	Alabama	Murfreesboro, Tenn.	FA-'13
81	Walters, Bryan	WR	6-0	195	11/4/87	28	5	Cornell	Bothell, Wash.	FA-'16
47	Wilson, Jarrod	S	6-2	209	2/9/94	22	R	Michigan	Arkon, Ohio	FA-'16
24	Yeldon, T.J.	RB	6-1	223	10/2/93	23	2	Alabama	Daphne, Ala.	D2-'15

Head Coach: Gus Bradley

Assistants: John Benton (assistant offensive line), Daniel Bullocks (assistant defensive backs), John Donovan (offensive quality control) Nathaniel Hackett (quarterbacks), Alex Hampton (strength associate), Scottie Hazelton (assistant linebackers), Monte Kiffin (defensive assistant), Jess Langvardt (strength associate), Mike Mallory (special teams coordinator), Doug Marrone (assistant head coach-offense/offensive line), Ron Middleton (tight ends/assistant special teams), Tom Myslinski (strength and conditioning coordinator), Chris O'Hara (offensive coaches associate), Greg Olson (offensive coordinator), Mike Rutenberg (defensive assistant), Robert Saleh (linebackers), Cedric Scott (assistant strength coach), Dan Shamash (defensive quality control), Kelly Skipper (running backs), Matt Smiley (assistant special teams coach), Tony Sorrentino (assistant wide receivers coach), Jerry Sullivan (wide receivers), DeWayne Walker (defensive backs), Todd Wash (defensive coordinator), Aaron Whitecotton (assistant defensive line), Tyler Wolf (assistant to head coach).

JAGUARS 2016 NUMERICAL ROSTER

10/18/2016

NO	NAME	POS	HT	WT	DOB	AGE	EXP	COLLEGE	HOMETOWN	HOW ACQ
2	Jason Myers	K	5-10	195	5/12/91	25	2	Marist	Chula Vista, Calif.	FA-'15
3	Brad Nortman	P	6-2	218	9/12/89	27	5	Wisconsin	Brookfield, Wis.	UFA (Car.)-'16
5	Blake Bortles	QB	6-5	239	4/28/92	24	3	Central Florida	Oviedo, Fla.	D1-'14
7	Chad Henne	QB	6-3	219	7/2/85	31	9	Michigan	Wyomissing, Pa.	UFA (Mia.)-'12
10	Brandon Allen	QB	6-1	219	9/5/92	24	R	Arkansas	Fayetteville, Ark.	D6b-'16
11	Marqise Lee	WR	6-0	200	11/25/91	24	3	Southern California	Inglewood, Calif.	D2-'14
13	Rashad Greene Sr.	WR	5-11	190	9/23/92	24	2	Florida State	Albany, Ga.	D5-'15
15	Allen Robinson	WR	6-3	218	8/24/93	23	3	Penn State	Southfield, Mich.	D2a-'14
16	Denard Robinson	RB	6-0	213	9/22/90	26	4	Michigan	Deerfield Beach, Fla.	D5-'13
17	Arrelious Benn	WR	6-2	222	9/8/88	28	6	Illinois	Washington, D.C.	FA-'16
20	Jalen Ramsey	CB	6-1	211	10/24/94	21	R	Florida State	Smyrna, Tenn.	D1-'16
21	Prince Amukamara	CB	6-0	202	6/6/89	27	6	Nebraska	Leominster, Mass.	UFA (NYG.)-'16
22	Aaron Colvin	CB	6-0	193	10/2/91	25	3	Oklahoma	Tulsa, Okla.	D3-'14
24	T.J. Yeldon	RB	6-1	223	10/2/93	23	2	Alabama	Daphne, Ala.	D2-'15
25	Peyton Thompson	FS	5-10	189	9/26/90	26	2	San Jose State	Sacramento, Calif.	FA-'14
29	Josh Johnson	DB	5-10	195	9/10/90	26	1	Purdue	Dade City, Fla.	FA-'16
30	Corey Grant	RB	5-11	204	12/19/91	24	2	Auburn	Opelika, Ala.	FA-'15
31	Davon House	CB	6-0	200	7/10/89	27	6	New Mexico State	Palmdale, Calif.	UFA (G.B.)-'15
33	Chris Ivory	RB	6-0	224	3/22/88	28	7	Tiffin	Longview, Texas	UFA (NYJ.)-'16
37	Johnathan Cyprien	S	6-0	217	7/29/90	26	4	Florida International	North Miami Beach, Fla.	D2-'13
39	Tashuan Gipson	FS	5-11	210	8/7/90	26	5	Wyoming	Dallas, Texas	UFA (Cle.)-'16
44	Myles Jack	LB	6-1	247	9/3/95	21	R	UCLA	Scottsdale, Ariz.	D2-'16
46	Carson Tinker	LS	6-0	239	11/15/89	26	4	Alabama	Murfreesboro, Tenn.	FA-'13
47	Jarrod Wilson	S	6-2	209	1/23/94	22	R	Michigan	Arkon, Ohio	FA-'16
50	Telvin Smith	LB	6-3	218	4/11/91	25	3	Florida State	Valdosta, Ga.	D5a-'14
51	Paul Posluszny	LB	6-2	232	10/10/84	32	10	Penn State	Aliquippa, Pa.	UFA (Buf.)-'11
52	Hayes Pullard III	LB	6-0	233	4/18/92	24	2	Southern California	Los Angeles, Calif.	PS (Cle.)-'15
55	Dan Skuta	LB	6-2	252	4/21/86	30	8	Grand Valley State	Flint, Mich.	UFA (S.F.)-'15
56	Dante Fowler Jr.	DE	6-3	250	8/3/94	22	2	Florida	St. Petersburg, Fla.	D1-'15
59	Arthur Brown	LB	6-0	240	6/17/90	26	4	Kansas State	Wichita, Kan.	W (Bal.)-'16
60	A.J. Cann	G	6-3	317	10/23/91	24	2	South Carolina	Bamberg, S.C.	D3-'15
64	Chris Reed	G	6-5	310	7/22/92	24	1	Minnesota State	Omaha, Neb.	FA-'15
65	Brandon Linder	C	6-6	309	1/25/92	24	3	Miami (Fla.)	Southwest Ranches, Fla.	D3-'14
68	Kelvin Beachum	OT	6-3	316	6/8/89	27	5	Southern Methodist	Mexia, Texas	UFA (Pit.)-'16
69	Tyler Shatley	G	6-3	306	5/5/91	25	2	Clemson	Icard, N.C.	FA-'14
75	Jared Odrick	DL	6-5	298	12/31/87	28	7	Penn State	Lebanon County, Pa.	UFA (Mia.)-'15
77	Patrick Omoreh	OL	6-4	316	12/29/89	26	4	Michigan	Columbus, Ohio	FA-'16
78	Jermey Parnell	OT	6-6	323	7/20/86	30	7	Mississippi	Blytheville, Ark.	UFA (Dal.)-'15
79	Bryce Harris	OL	6-6	300	1/16/89	27	4	Fresno State	Bakersfield, Calif.	FA-'16
80	Julius Thomas	TE	6-5	256	6/27/88	28	6	Portland State	Stockton, Calif.	UFA (Den.)-'15
81	Bryan Walters	WR	6-0	195	11/4/87	28	5	Cornell	Bothell, Wash.	UFA (Sea.)-'15
83	Ben Koyack	TE	6-5	269	4/9/93	23	1	Notre Dame	Oil City, Pa.	D7-'15
87	Neal Sterling	TE	6-4	254	1/14/92	24	2	Monmouth	Belmar, N.J.	D7a-'15
88	Allen Hurns	WR	6-3	201	11/12/91	24	3	Miami (Fla.)	Miami, Fla.	FA-'14
89	Mercedes Lewis	TE	6-6	280	5/19/84	32	11	UCLA	Long Beach, Calif.	D1-'06
90	Malik Jackson	DL	6-5	300	1/11/90	26	5	Tennessee	Van Nuys, Calif.	UFA (Den.)-'16
91	Yannick Ngakoue	DE	6-2	246	3/31/95	21	R	Maryland	Bowie, Md.	D3-'16
92	Sheldon Day	DT	6-1	285	7/1/94	22	R	Notre Dame	Indianapolis, Ind.	D4-'16
93	Tyson Alualu	DE	6-3	304	5/12/87	29	7	California	Honolulu, Hawaii	D1-'10
95	Abry Jones	DT	6-4	318	9/8/91	25	4	Georgia	Warner Robins, Ga.	FA-'13
97	Roy Miller III	DT	6-2	318	7/9/87	29	8	Texas	Killeen, Texas	UFA (T.B.)-'13
98	Chris Smith	DE	6-1	262	2/11/92	24	3	Arkansas	Mount Ulla, N.C.	D5b-'14
99	Sen'Derrick Marks	DT	6-2	309	2/23/87	29	8	Auburn	Mobile, Ala.	UFA (Ten.)-'13

Practice Squad

14	Shane Wynn	WR	5-6	166	11/15/92	23	1	Indiana	Cleveland, Ohio	PS-'16
18	Rashad Lawrence	WR	6-2	203	6/10/92	24	1	Northwestern	Orlando, Fla.	PS-'16
34	Bronson Hill	RB	5-10	215	1/2/93	23	1	Eastern Michigan	Grand Rapids, Mich.	PS-'16
35	Akeem Davis	DB	6-1	200	12/25/89	26	3	Memphis	Laurel, Miss.	PS-'16
36	Marcus Ball	DB	6-1	215	7/21/87	29	2	Memphis	Stone Mountain, Ga.	PS-'16
48	Alex Ellis	TE	6-4	253	2/10/93	23	R	Tennessee	Salisbury, Md.	PS-'16
53	Sean Porter	LB	6-1	231	1/12/91	25	3	Texas A&M	Schertz, Texas	PS-'16
67	Rashod Hill	OT	6-6	303	1/25/94	22	R	Southern Mississippi	Jacksonville, Fla.	PS-'16
73	Jermiah Poutasi	OL	6-5	335	8/7/15	1	2	Utah	Las Vegas, Nev.	PS-'16
94	Richard Ash	DT	6-3	325	8/4/92	24	1	Western Michigan	Pahokee, Fla.	PS-'16

JAGUARS BY EXPERIENCE

NO	NAME	POS	HT	WT	DOB	AGE	EXP	COLLEGE	HOMETOWN
11th Year (1)									
89	Lewis, Mercedes	TE	6-6	280	5/19/84	32	11	UCLA	Long Beach, Calif.
10th Year (1)									
51	Posluszny, Paul	LB	6-2	232	10/10/84	32	10	Penn State	Aliquippa, Pa.
9th Year (1)									
7	Henne, Chad	QB	6-3	219	7/2/85	31	9	Michigan	Wyomissing, Pa.
8th Year (3)									
99	Marks, Sen'Derrick	DT	6-2	309	2/23/87	29	8	Auburn	Mobile, Ala.
97	Miller III, Roy	DT	6-2	318	7/9/87	29	8	Texas	Killeen, Texas
55	Skuta, Dan	LB	6-2	252	4/21/86	30	8	Grand Valley State	Burton, Mich.
7th Year (2)									
93	Alualu, Tyson	DE	6-3	304	5/12/87	29	7	California	Honolulu, Hawaii
33	Ivory, Chris	RB	6-0	224	3/22/88	28	7	Tiffin	Longview, Texas
6th Year (6)									
21	Amukamara, Prince	CB	6-0	202	6/6/89	27	6	Nebraska	Leominster, Mass.
17	Benn, Arrelious	WR	6-2	222	9/8/88	28	6	Illinois	Washington, D.C.
31	House, Davon	CB	6-0	200	7/10/89	27	6	New Mexico State	Palmdale, Calif.
75	Odrick, Jared	DL	6-5	298	12/31/87	28	6	Penn State	Lebanon County, Pa.
78	Parnell, Jermey	OT	6-6	323	7/20/86	30	6	Mississippi	Blytheville, Ark.
80	Thomas, Julius	TE	6-5	256	6/27/88	28	6	Portland State	Stockton, Calif.
5th Year (5)									
68	Beachum, Kelvin	OT	6-3	316	6/8/89	27	5	Southern Methodist	Mexia, Texas
39	Gipson, Tashaun	FS	5-11	210	8/7/90	26	5	Wyoming	Dallas, Texas
90	Jackson, Malik	DL	6-5	300	1/11/90	26	5	Tennessee	Van Nuys, Calif.
3	Nortman, Brad	P	6-2	218	9/12/89	27	5	Wisconsin	Brookfield, Wis.
81	Walters, Bryan	WR	6-0	195	11/4/87	28	5	Cornell	Bothell, Wash.
4th Year (7)									
59	Brown, Arthur	LB	6-0	240	6/17/90	26	4	Kansas State	Wichita, Kan.
37	Cyprien, Johnathan	S	6-0	217	7/29/90	26	4	Florida International	N. Miami Beach, Fla.
79	Harris, Bryce	OL	6-6	300	1/16/89	27	4	Fresno State	Bakersfield, Calif.
95	Jones, Abry	DT	6-4	318	9/8/91	25	4	Georgia	Warner Robins, Ga.
77	Omameh, Patrick	OL	6-4	316	12/29/89	26	4	Michigan	Columbus, Ohio
16	Robinson, Denard	RB	6-0	213	9/22/90	26	4	Michigan	Deerfield Beach, Fla.
46	Tinker, Carson	LS	6-0	239	11/15/89	26	4	Alabama	Murfreesboro, Tenn.
3rd Year (8)									
5	Bortles, Blake	QB	6-5	239	4/28/92	24	3	Central Florida	Oviedo, Fla.
22	Colvin, Aaron	CB	6-0	193	10/2/91	25	3	Oklahoma	Tulsa, Okla.
88	Hurns, Allen	WR	6-3	201	11/12/91	24	3	Miami (Fla.)	Miami, Fla.
11	Lee, Marqise	WR	6-0	200	11/25/91	24	3	Southern California	Inglewood, Calif.
65	Linder, Brandon	G	6-6	309	1/25/92	24	3	Miami (Fla.)	Southwest Ranches, Fla.
15	Robinson, Allen	WR	6-3	218	8/24/93	28	3	Penn State	Southfield, Mich.
98	Smith, Chris	DE	6-1	262	2/11/92	24	3	Arkansas	Mount Ulla, N.C.
50	Smith, Telvin	LB	6-3	218	4/11/91	25	3	Florida State	Valdosta, Ga.
2nd Year (10)									
60	Cann, A.J.	G	6-2	317	10/23/91	24	2	South Carolina	Bamberg, S.C.
56	Fowler Jr., Dante	DE	6-3	250	8/3/94	22	2	Florida	St. Petersburg, Fla.
30	Grant, Corey	RB	5-11	204	12/19/91	24	2	Auburn	Opelika, Ala.
13	Greene Sr., Rashad	WR	5-11	190	9/23/92	24	2	Florida State	Albany, Ga.
2	Myers, Jason	K	5-10	195	5/12/91	25	2	Marist	Chula Vista, Calif.
52	Pullard III, Hayes	LB	6-0	233	4/18/92	24	2	Southern California	Los Angeles, Calif.
69	Shatley, Tyler	G	6-3	306	5/5/91	25	2	Clemson	Icard, N.C.
87	Sterling, Neal	TE	6-4	254	1/14/92	24	2	Monmouth	Belmar, N.J.
25	Thompson, Peyton	FS	6-0	189	9/26/90	26	2	San Jose State	Sacramento, Calif.
24	Yeldon, T.J.	RB	6-1	223	10/2/93	23	2	Alabama	Daphne, Ala.
1st Year (3)									
29	Johnson, Josh	DB	5-10	195	9/10/90	26	1	Purdue	Dade City, Fla.
83	Koyack, Ben	TE	6-5	269	4/9/93	23	1	Notre Dame	Oil City, Pa.
64	Reed, Chris	G	6-5	310	7/22/92	24	1	Minnesota State	Omaha, Neb.
Rookies (6)									
10	Allen, Brandon	QB	6-1	219	9/5/92	24	R	Arkansas	Fayetteville, Ark.
92	Day, Sheldon	DT	6-1	285	7/1/94	22	R	Notre Dame	Indianapolis, Ind.
44	Jack, Myles	LB	6-1	247	9/3/95	21	R	UCLA	Scottsdale, Ariz.
91	Ngakoue, Yannick	DE	6-2	246	3/31/95	21	R	Maryland	Bowie, Md.
20	Ramsey, Jalen	CB	6-1	211	10/24/94	21	R	Florida State	Smyrna, Tenn.
47	Wilson, Jarrod	S	6-2	209	2/9/94	22	R	Michigan	Arkon, Ohio

JAGUARS BY POSITION

53

OFFENSE 25

	NO	NAME	POS	HT	WT	EXP	COLLEGE
3 QUARTERBACKS							
	5	Bortles, Blake	QB	6-5	246	3	Central Florida
	7	Henne, Chad	QB	6-3	220	9	Michigan
	10	Allen, Brandon	QB	6-1	217	R	Arkansas
4 RUNNING BACKS							
	16	Robinson, Denard	RB	6-0	215	4	Michigan
	24	Yeldon, T.J.	RB	6-1	227	2	Alabama
	30	Grant, Corey	RB	5-11	208	2	Auburn
	33	Ivory, Chris	RB	6-0	228	7	Tiffin
6 WIDE RECEIVERS							
	11	Lee, Marqise	WR	6-0	196	3	Southern California
	13	Greene Sr., Rashad	WR	5-11	190	2	Florida State
	15	Robinson, Allen	WR	6-3	217	3	Penn State
	17	Benn, Arrelious	WR	6-2	222	6	Illinois
	81	Walters, Bryan	WR	6-0	195	5	Cornell
	88	Hurns, Allen	WR	6-3	202	3	Miami (Fla.)
4 TIGHT ENDS							
	80	Thomas, Julius	TE	6-5	253	6	Portland State
	83	Koyack, Ben	TE	6-5	267	1	Notre Dame
	87	Sterling, Neal	TE	6-4	252	2	Monmouth
	89	Lewis, Mercedes	TE	6-6	275	11	UCLA
8 OFFENSIVE LINEMEN							
	60	Cann, A.J.	G	6-3	326	2	South Carolina
	64	Reed, Chris	G	6-5	308	1	Minnesota State
	65	Linder, Brandon	G	6-6	316	3	Miami (Fla.)
	68	Beachum, Kelvin	OT	6-3	303	5	Southern Methodist
	69	Shatley, Tyler	G	6-3	336	3	Clemson
	77	Omameh, Patrick	OL	6-4	311	4	Michigan
	78	Parnell, Jermey	OT	6-6	311	7	Mississippi
	79	Harris, Bryce	OL	6-6	300	4	Fresno State

SPECIAL TEAMS 3

3 KICKERS/SPECIALISTS							
	2	Myers, Jason	K	5-10	193	2	Marist
	3	Nortman, Brad	P	6-2	216	5	Wisconsin
	46	Tinker, Carson	LS	6-0	240	4	Alabama

DEFENSE 25

10 DEFENSIVE LINEMEN							
	56	Fowler, Jr., Dante	DE	6-3	250	2	Florida
	75	Odrick, Jared	DE	6-5	298	7	Penn State
	90	Jackson, Malik	DL	6-5	300	5	Tennessee
	91	Ngakoue, Yannick	DE	6-2	246	R	Maryland
	92	Day, Sheldon	DT	6-1	285	R	Notre Dame
	93	Alualu, Tyson	DE	6-3	304	7	California
	95	Jones, Abry	DT	6-4	318	4	Georgia
	97	Miller III, Roy	DT	6-2	318	8	Texas
	98	Smith, Chris	DE	6-1	262	3	Arkansas
	99	Marks, Sen'Derrick	DT	6-2	309	8	Auburn
6 LINEBACKERS							
	44	Jack, Myles	LB	6-1	247	R	UCLA
	50	Smith, Telvin	LB	6-3	218	3	Florida State
	51	Posluszny, Paul	LB	6-2	232	10	Penn State
	52	Pullard III, Hayes	LB	6-0	233	2	Southern California
	55	Skuta, Dan	LB	6-2	252	8	Grand Valley State
	59	Brown, Arthur	LB	6-0	240	4	Kansas State
9 DEFENSIVE BACKS							
	20	Ramsey, Jalen	CB	6-1	211	R	Florida State
	21	Amukamara, Prince	CB	6-0	202	6	Nebraska
	22	Colvin, Aaron	CB	6-0	193	3	Oklahoma
	25	Thompson, Peyton	FS	6-0	189	2	San Jose State
	29	Johnson, Josh	CB	5-10	195	2	Purdue
	31	House, Davon	CB	6-0	200	6	New Mexico State
	37	Cyprien, Johnathan	S	6-0	217	4	Florida International
	39	Gipson, Tashaun	FS	5-11	210	5	Wyoming
	47	Wilson, Jarrod	S	6-2	209	R	Michigan

JAGUARS HOW BUILT

	ROOKIE, VETERAN AND FIRST-YEAR FREE AGENTS (14)	UNRESTRICTED FREE AGENTS (15)	OTHER TEAM'S PRACTICE SQUAD (1)	WAIVERS (1)	COLLEGE DRAFT (22)
2006					TE Mercedes Lewis
2010					DE Tyson Alualu
2011		LB Paul Posluszny			
2012		QB Chad Henne			
2013	DT Abry Jones LS Carson Tinker	DT Roy Miller III DT Sen'Derrick Marks			S Johnathan Cyprien RB Denard Robinson
2014	WR Allen Hurns G Tyler Shatley FS Peyton Thompson				QB Blake Bortles WR Allen Robinson WR Marqise Lee CB Aaron Colvin G Brandon Linder LB Chris Smith LB Telvin Smith
2015	K Jason Myers RB Corey Grant OL Chris Reed	CB Davon House DL Jared Odrick OT Jermey Parnell LB Dan Skuta TE Julius Thomas	LB Hayes Pullard III		DE Dante Fowler Jr. RB T.J. Yeldon WR Rashad Greene Sr. G A.J. Cann TE Neal Sterling TE Ben Koyack
2016	CB Josh Johnson S Jarrod Wilson OL Patrick Oameh WR Arrelious Benn WR Bryan Walters OL Bryce Harris	CB Prince Amukamara RB Chris Ivory DL Malik Jackson P Brad Nortman FS Tashaun Gipson OT Kelvin Beachum		LB Arthur Brown	CB Jalen Ramsey LB Myles Jack DE Yannick Ngakoue DT Sheldon Day QB Brandon Allen

JAGUARS 2016 ROSTER MOVES (PAGE 1)

DATE	PLAYER	TRANSACTION
January 4	BAILEY, Rasheed, WR	Signed reserve/future contract
January 4	EDWARDS, Kadeem, OL	Signed reserve/future contract
January 4	EVANS, Shaq, WR	Signed reserve/future contract
January 4	KOYACK, Ben, TE	Signed reserve/future contract
January 4	LAWRENCE, Rashad, WR	Signed reserve/future contract
January 4	PORTER, Sean, LB	Signed reserve/future contract
January 4	REED, Chris, OL	Signed reserve/future contract
January 4	REYNOLDS, Rashaad, CB	Signed reserve/future contract
January 4	WOLFF, Earl, S	Signed reserve/future contract
January 6	MILLER, Patrick, OT	Signed reserve/future contract
February 12	JOHNSON, Josh, DB	Signed
February 16	CASEY, Chance, DB	Signed
March 3	BEADLES, Zane, OL	Released
March 3	CLEMONS, Chris, DE	Released
March 9	BRANCH, Andre, DL	Contract expired
March 9	ANGER, Bryan, P	Contract expired
March 9	WISNIEWSKI, Stefan, C	Contract expired
March 9	HARBOR, Clay, TE	Contract expired
March 9	YOUNG, Sam, OL	Contract expired
March 9	PIERCE, Bernard, RB	Contract expired
March 10	GERHART, Toby, RB	Released
March 10	IVORY, Chris, RB	Signed contract (UFA - NYJ)
March 10	JACKSON, Malik, DL	Signed contract (UFA - Den.)
March 10	NORTMAN, Brad, P	Signed contract (UFA - Car.)
March 10	GIPSON, Tashaun, S	Signed contract (UFA - Cle.)
March 11	BERNADEAU, Mackenzy, OL	Signed contract (UFA - Dal.)
March 11	AMUKAMARA, Prince, CB	Signed contract (UFA - NYG)
March 16	BEACHUM, Kelvin, OT	Signed contract (UFA - Pit.)
March 31	COPELAND, Damian, WR	Released
April 4	HAWKINSON, Tanner, OL	Claimed off waivers
April 15	HAWKINSON, Tanner, OL	Placed on Reserve/Retired list
April 18	BROWN, Sergio, S	Released
April 28	RAMSEY, Jalen, CB	Drafted (1)
April 29	JACK, Myles, LB	Drafted (2)
April 29	NGAKOUE, Yannick, DE	Drafted (3)
April 30	DAY, Sheldon, DT	Drafted (4)
April 30	HOLMES, Tyrone, DE	Drafted (6a)
April 30	ALLEN, Brandon, QB	Drafted (6b)
April 30	WOODARD, Jonathan, DE	Drafted (7)
May 1	BODDY-CALHOUN, Brieann, CB	Agreed to terms
May 1	BOWMAN, Braedon, TE	Agreed to terms
May 1	HILL, Rashod, OT	Agreed to terms
May 1	HILTON, Mike, CB	Agreed to terms
May 1	OBERKROM, Jaden, K	Agreed to terms
May 1	ROBINSON, Jamal, WR	Agreed to terms
May 1	SLATER, Pearce, OT	Agreed to terms
May 1	WILSON, Jarrod, S	Agreed to terms
May 1	WITTEK, Max, QB	Agreed to terms
May 5	ALLEN, Brandon, QB	Signed contract
May 5	HOLMES, Tyrone, DE	Signed contract
May 7	WOODARD, Jonathan, DE	Signed contract
May 11	CASEY, Chance, DB	Waived
May 11	WERNER, Bjoern, DE	Signed
May 13	JACK, Myles, LB	Signed contract
May 16	DAY, Sheldon, DT	Signed contract
May 17	OBERKROM, Jaden, K	Waived
June 2	MILLER, Patrick, OT	Waived
June 2	OMAMEH, Patrick, OL	Signed contract
June 16	LOSTON, Craig, S	Waived
June 16	REYNOLDS, Rashaad, CB	Waived
June 16	SMITH, Quanterus, DE	Waived
June 16	QUIGLEY, Ryan, P	Signed contract
June 16	WYNN, Shane, WR	Signed contract
July 25	FICKEN, Sam, K	Signed contract
July 26	BOWANKO, Luke, OL	Placed on Active/PUP list
July 26	WOODARD, Jonathan, DE	Placed on Active/PUP list
July 26	HILTON, Mike, CB	Placed on Active/Non-Football Injury list
August 17	BAILEY, Rasheed, WR	Waived
August 17	McCLENDON, Jacques, OL	Signed contract
August 17	GRAY, Jonas, RB	Waived/injured
August 17	BARNES, T.J., DT	Signed contract
August 23	WITTEK, Max, QB	Waived
August 23	MARSHALL, Cameron, RB	Signed contract
August 24	GRAY, Jonas, RB	Release via injury settlement
August 29	BARTU, Joplo, LB	Waived
August 29	EVANS, Shaq, WR	Waived
August 29	FICKEN, Sam, K	Waived
August 29	HILTON, Mike, CB	Waived
August 29	MARSHALL, Cameron, RB	Waived
August 29	McCRAY, Demetrius, CB	Waived
August 29	QUIGLEY, Ryan, P	Waived
August 29	ROBINSON, Jamal, WR	Waived
August 29	LINKENBACH, Jeff, OL	Placed on injured reserve
August 29	BOWANKO, Luke, OL	Placed on Reserve/PUP list
August 29	WOODARD, Jonathan, DE	Placed on Reserve/PUP list
August 29	WOLFF, Earl, S	Waived/injured
August 30	WERNER, Bjoern, DE	Waived
August 30	JACOBS, Nic, TE	Waived
August 30	SAMPLE, James, S	Placed on injured reserve
August 31	WASHINGTON, Tony, WR	Waived/injured
September 1	EVANS, Shaq, WR	Signed contract
September 2	BERNADEAU, Mackenzy, OL	Released
September 2	EVANS, Shaq, WR	Waived
September 2	LAWRENCE, Rashad, WR	Waived
September 2	BOWMAN, Braedon, TE	Waived
September 2	EDWARDS, Kadeem, OL	Waived
September 2	McCLENDON, Jacques, OL	Released
September 2	SLATER, Pearce, OT	Waived
September 2	HILL, Rashod, OT	Waived
September 2	WYNN, Shane, WR	Waived
September 2	BENN, Arrelious, WR	Released
September 2	DAVIS, Ryan, LB	Released
September 2	EVANS, Josh, S	Waived
September 2	HOLMES, Tyrone, DE	Waived
September 2	BENNETT, Michael, DT	Placed on injured reserve
September 2	ASH, Richard, DT	Waived
September 2	BARNES, T.J., DT	Waived

DATE	PLAYER	TRANSACTION
September 2	PORTER, Sean, LB	Waived
September 2	BODDY-CALHOUN, Brieann, CB	Waived
September 2	ARMBRISTER, Thurston, LB	Waived
September 2	MARSHALL, Nick, CB	Waived
September 2	TRIPP, Jordan, LB	Waived
September 2	COLVIN, Aaron, CB	Placed on reserve/suspended by commissioner list
September 4	BANYARD, Joe, RB	Released
September 4	BROWN, Arthur, LB	Claimed off waivers from Baltimore
September 4	WELLS, Josh, OT	Placed on injured reserve
September 4	BENN, Arrelious, WR	Signed contract
September 4	PORTER, Sean, LB	Signed to practice squad
September 4	ASH, Richard, DT	Signed to practice squad
September 4	EVANS, Shaq, WR	Signed to practice squad
September 4	HILL, Rashod, OL	Signed to practice squad
September 4	LAWRENCE, Rashad, WR	Signed to practice squad
September 4	MARSHALL, Nick, CB	Signed to practice squad
September 4	WYNN, Shane, WR	Signed to practice squad
September 4	Huff, Marqueston, S	Claimed off waivers from Tennessee
September 5	ELLIS, Alex, TE	Signed to practice squad
September 5	HILL, Bronson, RB	Signed to practice squad
September 5	POUTASI, Jeremiah, OL	Signed to practice squad
September 6	EVANS, Shaq, WR	Placed on practice squad injured list
September 6	ROBINSON, Jamal, WR	Signed to practice squad
September 7	WOLFF, Earl, S	Waived via injury settlement
September 13	HUFF, Marqueston, S	Waived
September 13	EVANS, Shaq, WR	Released
September 15	ROBINSON, Jamal, WR	Released from the practice squad
September 15	HUFF, Marqueston, S	Signed to practice squad
September 24	WALTERS, Bryan, WR	Released
September 24	HILL, Rashod, OL	Signed to active roster
September 26	HILL, Rashod, OL	Waived
September 26	WALTERS, Bryan, WR	Signed
September 27	HILL, Rashod, OL	Signed to practice squad
October 4	JOECKEL, Luke, OL	Placed on reserve/injured list
October 5	HARRIS, Bryce, OL	Signed contract
October 10	DAVIS, Akeem, DB	Signed to practice squad
October 10	GRATZ, Dwayne, DB	Released
October 10	HUFF, Marqueston, S	Signed to Baltimore's 53-man roster
October 10	COLVIN, Aaron, CB	Activated to the 53-man roster
October 12	MARSHALL, Nick, CB	Signed to N.Y. Jets' 53-man roster
October 12	BALL, Marcus, DB	Signed to practice squad

JAGUARS UNOFFICIAL DEPTH CHART

OFFENSE

WR: 15 Allen Robinson 13 Rashad Greene Sr. 17 Arrelious Benn
TE: 80 Julius Thomas 83 Ben Koyack
LT: 68 Kelvin Beachum 79 Bryce Harris
LG: 77 Patrick Omameh 64 Chris Reed
C: 65 Brandon Linder 69 Tyler Shatley
RG: 60 A.J. Cann 64 Chris Reed
RT: 78 Jermei Parnell 77 Patrick Omameh
TE: 89 Mercedes Lewis 87 Neal Sterling
WR: 88 Allen Hurns 11 Marqise Lee 81 Bryan Walters
QB: 5 Blake Bortles 7 Chad Henne 10 Brandon Allen
RB: 24 T.J. Yeldon / 33 Chris Ivory 16 Denard Robinson 30 Corey Grant

DEFENSE

LEO: 56 Dante Fowler Jr. / 91 Yannick Ngakoue 98 Chris Smith
DT: 90 Malik Jackson 99 Sen'Derrick Marks 92 Sheldon Day
DT: 97 Roy Miller III 95 Abry Jones
DE: 75 Jared Odrick 93 Tyson Alualu 99 Sen'Derrick Marks
WLB: 50 Telvin Smith 44 Myles Jack
MLB: 51 Paul Posluszny 52 Hayes Pullard III
OTTO: 55 Dan Skuta 44 Myles Jack 59 Arthur Brown
LCB: 21 Prince Amukamara / 31 Davon House
FS: 39 Tashaun Gipson 25 Peyton Thompson
SS: 37 Johnathan Cyprien 47 Jarrod Wilson
RCB: 20 Jalen Ramsey 22 Aaron Colvin 29 Josh Johnson

SPECIAL TEAMS

K: 2 Jason Myers
P: 3 Brad Nortman
LS: 46 Carson Tinker
PH: 3 Brad Nortman
KR: 30 Corey Grant 16 Denard Robinson 81 Bryan Walters
PR: 13 Rashad Greene Sr. 11 Marqise Lee 81 Bryan Walters

_____ = ROOKIE



2016 STATISTICS
REGULAR SEASON WEEK 7 vs. OAKLAND

STARTERS

OFFENSIVE STARTERS

	WR	TE	LT	LG	C	RG	RT	TE	WR	QB	RB
9/11 vs. G.B.	A. Robinson	Thomas	Beachum	Joeckel	Linder	Cann	Parnell	Lewis	Hurns	Bortles	Yeldon
9/18 at S.D	A. Robinson	Thomas	Beachum	Joeckel	Linder	Cann	Parnell	Lewis	Hurns	Bortles	Yeldon
9/25 vs. BAL	A. Robinson	Thomas	Joeckel	Reed	Shatley	Cann	Parnell	Lewis	Hurns	Bortles	Yeldon
19/2 vs. IND	A. Robinson	Omameh (OL)	Beachum	Joeckel	Linder	Cann	Parnell	Lewis	Hurns	Bortles	Yeldon
10/16 at CHIA.	Robinson	Thomas	Beachum	Omameh	Linder	Cann	Parnell	Lewis	Hurns	Bortles	Yeldon
10/23 vs. OAK											
10/27 at TEN											
11/6 at K.C.											
11/13 vs. HOU											
11/20 at DET											
11/27 at BUF											
12/4 vs. DEN											
12/11 vs. MIN											
12/18 at HOU											
12/24 vs. TEN											
1/1 at IND											
TOTALS:	A. Robinson - 5	Thomas - 3	Beachum - 4	Joeckel - 3	Linder - 4	Cann - 5	Parnell - 5	Lewis - 5	Hurns - 5	Bortles - 5	Yeldon - 5
		Omameh (OL) - 1	Joeckel - 1	Reed - 1	Shatley - 1						
			Omameh - 1								

DEFENSIVE STARTERS

	LDE	DT	DT	LEO	OLB	MLB	OLB	LCB	RCB	SS	FS
9/11 vs. G.B.	Odrick	Jackson	Miller	Fowler	T. Smith	Posluszny	Ramsey (CB)	House	Amukamara	Cyprien	Gipson
9/18 at S.D	Odrick	Jackson	Miller	Ngakoue	T. Smith	Posluszny	Skuta	House	Ramsey	Cyprien	Gipson
9/25 vs. BAL	Alualu	Jackson	Miller	Ngakoue	T. Smith	Posluszny	Skuta	House	Ramsey	Cyprien	Gipson
19/2 vs. IND	Alualu	Jackson	Miller	Ngakoue	T. Smith	Posluszny	Jack	House	Ramsey	Cyprien	Gipson
10/16 at CHI	Odrick	Jackson	Miller	Ngakoue	T. Smith	Posluszny	Jack	Amukamara	Ramsey	Cyprien	Gipson
10/23 vs. OAK											
10/27 at TEN											
11/6 at K.C.											
11/13 vs. HOU											
11/20 at DET											
11/27 at BUF											
12/4 vs. DEN											
12/11 vs. MIN											
12/18 at HOU											
12/24 vs. TEN											
1/1 at IND											
TOTALS:	Odrick - 3	Jackson - 5	Miller - 5	Fowler - 1	T. Smith - 5	Posluszny - 5	Ramsey (CB) - 1	House - 4	Amukamara - 1	Cyprien - 5	Gipson - 5
	Alualu - 2			Ngakoue - 4				Skuta - 2	Amukamara - 1	Ramsey - 4	
								Jack - 2			

GAME-BY-GAME PARTICIPATION

	vs. G.B	at S.D.	vs. BAL	vs. IND	at CHI	vs. OAK	at TEN	at K.C.	vs. HOU	at DET	at BUF	vs. DEN	vs. MIN	at HOU	vs. TEN	at IND	GAMES/ STARTS
ALLEN	ina	ina	ina	ina	ina												0/0
ALUALU	ina	ina	DE	DE	P												3/2
AMUKAMARA	RCB	ina	ina	P	LCB												3/2
BEACHUM	LT	LT	ina	LT	LT												4/4
BENN	P	P	P	P	P												5/0
BORTLES	QB	QB	QB	QB	QB												5/5
BROWN	P	P	P	P	P												5/0
CANN	RG	RG	RG	RG	RG												5/5
CYPRIEN	SS	SS	SS	SS	SS												5/5
DAY	P	P	P	P	P												5/0
FOWLER JR.	LEO	P	P	P	P												5/1
GIPSON	FS	FS	FS	FS	FS												5/5
GRANT	P	P	P	P	ina												4/0
GRATZ	P	P	P	ina	---												3/0
GREENE SR	P	P	P	P	ina												3/0
HARRIS	---	---	---	---	ina												0/0
HENNE	DNP	DNP	DNP	DNP	DNP												0/0
HILL	ps	ps	P	ps	ps												1/0
HOUSE	LCB	LCB	LCB	LCB	P												5/4
HUFF	Sus	ps	ps	ps	---												0/0
HURNS	WR	WR	WR	WR	WR												5/5
IVORY	ina	ina	P	P	P												3/0
JACK	P	P	P	OTTO	OTTO												5/2
JACKSON	DT	DT	DT	DT	DT												5/5
JOEKEL	LG	LG	LT	LG	IR												4/4
JOHNSON	ina	P	P	P	ina												3/0
JONES	P	P	P	P	P												5/0
KOYACK	P	P	ina	ina	ina												2/0
LEE	P	P	P	P	P												5/0
LEWIS	TE	TE	TE	TE	TE												5/5
LINDER	C	C	ina	C	C												4/4
MARKS	P	P	P	P	P												5/0
MILLER III	DT	DT	DT	DT	DT												5/5
MYERS	P	P	P	P	P												5/0
NGAKOUE	P	LEO	LEO	LEO	LEO												5/4
NORTMAN	P	P	P	P	P												5/0
ODRICK	DE	DE	ina	ina	DE												3/3
OMAMEH	P	P	P	OL	LG												5/2
PARNELL	RT	RT	RT	RT	RT												5/5
POSLUSZNY	MLB	MLB	MLB	MLB	MLB												5/5
PULLARD III	P	P	P	P	P												5/0
RAMSEY	CB	RCB	RCB	RCB	RCB												5/5
REED	ina	ina	LG	ina	P												2/1
A. ROBINSON	WR	WR	WR	WR	WR												5/5
D. ROBINSON	P	P	P	P	P												5/0
SHATLEY	P	P	C	P	P												5/1

POS=Started; P=Played; DNP=Did not play; ina= Inactive; ps=Practice squad; ---=Not on roster;

NFI= Reserve/non-football injury; PUP=Reserve/physically unable to perform; IR=Injured reserve; Sus=Suspended

GAME-BY-GAME PARTICIPATION

	vs. G.B	at S.D.	vs. BAL	vs. IND	at CHI	vs. OAK	at TEN	at K.C.	vs. HOU	at DET	at BUF	vs. DEN	vs. MIN	at HOU	vs. TEN	at IND	GAMES/ STARTS
SKUTA	P	OTTO	OTTO	ina	P												4/2
C. SMITH	ina	ina	ina	P	ina												1/0
T. SMITH	WLB	WLB	WLB	WLB	WLB												5/5
THOMAS	TE	TE	TE	ina	TE												4/4
THOMPSON	P	P	P	P	P												5/0
WALTERS	ina	ina	---	P	P												2/0
WILSON	P	P	P	P	P												5/0
YELDON	RB	RB	RB	RB	RB												5/5

POS=Started; P=Played; DNP=Did not play; ina= Inactive; ps=Practice squad; ---=Not on roster;

NFI= Reserve/non-football injury; PUP=Reserve/physically unable to perform; IR=Injured reserve; Sus=Suspended

2016 JACKSONVILLE JAGUARS

REGULAR SEASON GAME-BY-GAME STATISTICS

B.Bortles														
Passing	Date	Opponent	Att	Cmp	Yds	Cmp%	Yds/Att	TD	TD%	INT	INT%	LG	Sack/Lost	Rating
	9/11	Green Bay	39	24	320	61.5	8.21	1	2.6	1	2.6	38	3/20	85.4
	9/18	@ San Diego	50	31	329	62.0	6.58	2	4.0	2	4.0	35	2/10	77.8
	9/25	Baltimore	38	24	194	63.2	5.11	2	5.3	3	7.9	20	4/26	60.6
	10/2	Indianapolis	33	19	207	57.6	6.27	2	6.1	0	0.0	42t	3/12	96.4
	10/16	@ Chicago	33	20	271	60.6	8.21	1	3.0	1	3.0	51t	2/8	84.3
TOTALS			193	118	1321	61.1	6.84	8	4.1	7	3.6	51t	14/76	80.3

T.Yeldon																	
Rushing	Date	Opponent	No	Yds	Avg	LG	TD	B.Bortles									
	9/11	Green Bay	21	39	1.9	7	1	No	Yds	Avg	LG	TD	C.Ivory				
	9/18	@ San Diego	7	28	4.0	15	0	2	2	1.0	3	0	Inactive				
	9/25	Baltimore	6	17	2.8	9	0	3	34	11.3	24	0	Inactive				
	10/2	Indianapolis	14	71	5.1	15	0	3	17	5.7	9	0	12	14	1.2	4	0
	10/16	@ Chicago	6	21	3.5	13	0	7	36	5.1	9	1	8	29	3.6	13	0
TOTALS			54	176	3.3	15	1	3	1	0.3	3	0	11	32	2.9	9	1

D.Robinson																			
Rushing	Date	Opponent	No	Yds	Avg	LG	TD	M.Lee											
	9/11	Green Bay	3	7	2.3	3	0	Tar	Rec	Yds.	Avg.	LG	TD	A.Hurns					
	9/18	@ San Diego	1	7	7.0	7	0	4	2	22	11.0	12	0	5	4	75	18.8	38	0
	9/25	Baltimore	0	0	0	--	0	7	5	75	15.0	22	0	10	5	64	12.8	24	0
	10/2	Indianapolis	0	0	0	--	0	7	5	44	8.8	20	0	8	4	40	10.0	17	0
	10/16	@ Chicago	0	0	0	--	0	6	4	28	7.0	13	0	4	2	47	23.5	42t	1
TOTALS			4	14	3.5	7	0	30	22	230	10.5	22	0	38	20	300	15.0	42t	1

A.Robinson																				
Receiving	Date	Opponent	Tar	Rec	Yds.	Avg.	LG	TD	M.Lee											
	9/11	Green Bay	15	6	72	12.0	22	0	Tar	Rec	Yds.	Avg.	LG	TD	A.Hurns					
	9/18	@ San Diego	5	3	54	18.0	35	0	4	2	22	11.0	12	0	5	4	75	18.8	38	0
	9/25	Baltimore	11	7	57	8.1	14	2	7	5	44	8.8	20	0	10	5	64	12.8	24	0
	10/2	Indianapolis	10	5	55	11.0	17	1	6	4	28	7.0	13	0	8	4	40	10.0	17	0
	10/16	@ Chicago	6	3	49	16.3	18	0	6	6	61	10.2	14	0	4	2	47	23.5	42t	1
TOTALS			47	24	287	12.0	35	3	30	22	230	10.5	22	0	38	20	300	15.0	42t	1

2016 JACKSONVILLE JAGUARS

REGULAR SEASON GAME-BY-GAME STATISTICS

Receiving		T. Yeldon				J. Thomas				M. Lewis									
Date	Opponent	Tar	Rec	Yds.	Avg.	LG	TD	Tar	Rec	Yds.	Avg.	LG	TD	Tar	Rec	Yds.	Avg.	LG	TD
9/11	Green Bay	6	4	30	7.5	11	0	5	5	64	12.8	22t	1	2	2	48	24.0	37	0
9/18	@ San Diego	9	8	10	1.3	8	0	7	4	71	17.8	24	0	3	2	17	8.5	13	1
9/25	Baltimore	3	2	11	5.5	6	0	5	2	13	6.5	8	0	3	3	20	6.7	7	0
10/2	Indianapolis	5	4	46	11.5	16	0			Inactive			0	2	1	12	12.0	12	0
10/16	@ Chicago	2	1	5	5.0	5	0	4	2	28	14.0	15	0	1	0	0	0.0	0	0
TOTALS		25	19	102	5.4	16	0	21	13	176	13.5	24	1	11	8	97	12.1	37	1

Receiving		A. Benn				C. Ivory				R. Greene									
Date	Opponent	Tar	Rec	Yds.	Avg.	LG	TD	Tar	Rec	Yds.	Avg.	LG	TD	Tar	Rec	Yds.	Avg.	LG	TD
9/11	Green Bay	0	0	0	0	0	0			Inactive			0	2	1	9	9.0	9	0
9/18	@ San Diego	2	1	9	9.0	9	0			Inactive			0	3	1	7	7.0	7	0
9/25	Baltimore	0	0	0	0	0	0	1	1	9	9.0	9	0	0	0	0	0	0	0
10/2	Indianapolis	2	1	1	1.0	1	0	1	0	0	0.0	0	0	1	1	8	8.0	8	0
10/16	@ Chicago	1	1	51	51.0	51t	1	2	2	3	1.5	2	0			Inactive			0
TOTALS		5	3	61	20.3	51t	1	4	3	12	4.0	9	0	6	3	24	8.0	9	0

Receiving		C. Grant				D. Robinson				N. Sterling									
Date	Opponent	Tar	Rec	Yds.	Avg.	LG	TD	Tar	Rec	Yds.	Avg.	LG	TD	Tar	Rec	Yds.	Avg.	LG	TD
9/11	Green Bay	0	0	0	0	0	0			0	0	0	0	0	0	0	0	0	0
9/18	@ San Diego	1	1	15	15.0	15t	1	2	1	7	7.0	7	0	0	0	0	0	0	0
9/25	Baltimore	0	0	0	0	0	0			0	0	0	0	0	0	0	0	0	0
10/2	Indianapolis	0	0	0	0	0	0			0	0	0	0	1	1	10	10.0	10	0
10/16	@ Chicago									0	0	0	0			Inactive			0
TOTALS		1	1	15	15.0	15t	1	2	1	7	7.0	7	0	1	1	10	10.0	10	0

Receiving		B. Walters					
Date	Opponent	Tar	Rec	Yds.	Avg.	LG	TD
9/11	Green Bay						
9/18	@ San Diego						
9/25	Baltimore						
10/2	Indianapolis	1	0	0	0.0	0	0
10/16	@ Chicago	1	0	0	0.0	0	0
TOTALS		1	0	0	0.0	0	0

2016 JACKSONVILLE JAGUARS

REGULAR SEASON GAME-BY-GAME STATISTICS

Punting		B.Nortman						
Date	Opponent	No.	Yds.	Avg.	TB	In20	LG	Net
9/11	Green Bay	2	125	62.5	0	2	67	62.5
9/18	@ San Diego	4	179	44.8	0	2	56	39.5
9/25	Baltimore	6	249	41.5	1	2	49	38.2
10/2	Indianapolis	5	269	53.8	1	1	78	46.2
10/16	@ Chicago	5	275	55.0	0	2	60	52.2
TOTALS		22	1097	49.9	2	9	78	45.6

Placekicking		J.Myers								
Date	Opponent	KO	KO Yds	TB	XP Att	XP	FG Att	FG	Long	Points
9/11	Green Bay	6	386	5	2	2	3	3	50	11
9/18	@ San Diego	3	86	1	2	2	1	0	0	2
9/25	Baltimore	4	260	4	2	2	2	1	49	5
10/2	Indianapolis	6	392	4	3	3	3	3	49	12
10/16	@ Chicago	4	260	4	2	2	1	1	30	5
TOTALS		23	1384	18	11	11	10	8	50	35

2016 DRIVE CHART

Week 1 – Sept. 11 vs. Green Bay Packers

JAX	Start	Plys	Yds	End	Deep	Result	GB	Start	Plys	Yds	End	Deep	Result
1.	J18	5	13	J31	J31	Interception	1.	<u>J29</u>	6	29	EZ	J 6*#	Touchdown
2.	J25	6	14	J39	J49	Punt	2.	GB 3	3	3	GB 6	GB 6	Punt
3.	GB48	3	48	EZ	GB 5*	Touchdown	3.	GB25	3	6	GB31	GB31	Punt
4.	J21	3	9	J30	J30	Punt	4.	GB 3	3	4	GB 7	GB 7	Punt
5.	J47	12	45	GB 8	GB 8*	Field goal	5.	GB25	9	75	EZ	J 6*	Touchdown
6.	J25	7	75	EZ	GB22	Touchdown	6.	GB25	5	75	EZ	J29	Touchdown
7.	J25	1	-1	J25	J25	End of half	7.	GB25	13	68	J 7	J 7*#	Field goal
8.	J25	10	54	GB21	GB21	Field goal	8.	GB25	16	73	J 2	J 2*#	Field goal
9.	J31	14	37	GB32	GB25	Field goal	9.	GB18	3	1	GB19	GB26	Punt
10.	J37	10	48	GB14	GB14	Failed 4 th down	10.	GB15	1	-1	GB15	GB15	End of game

Week 2 – Sept. 18 at San Diego Chargers

JAX	Start	Plys	Yds	End	Deep	Result	SD	Start	Plys	Yds	End	Deep	Result
1.	J19	3	5	J24	J24	Punt	1.	SD25	8	75	EZ	J 3*#	Touchdown
2.	J14	3	6	J20	J20	Interception	2.	SD33	5	13	SD46	SD48	Punt
3.	J25	6	39	SD36	SD35	Missed field goal	3.	J34	7	34	EZ	J 6*#	Touchdown
4.	J25	3	-7	J22	J25	Fumble	4.	SD44	5	56	EZ	J 2*#	Touchdown
5.	J 6	5	55	SD39	SD39	Interception	5.	J18	6	12	J 5	J 1*#	Fumble
6.	J 8	5	44	SD44	SD38	End of half	6.	SD31	3	-2	SD29	SD31	Punt
7.	J24	3	1	J25	J27	Punt	7.	SD45	3	55	EZ	J44	Touchdown
8.	J25	4	12	J37	J42	Punt	8.	SD19	4	14	SD33	SD39	Punt
9.	J28	4	24	SD48	SD48	Punt	9.	SD 7	7	93	EZ	J45	Touchdown
10.	J25	12	75	EZ	SD 4*#	Touchdown	10.	J43	11	36	J 7	J 7*#	Field goal
11.	J25	7	58	SD17	SD17*	Failed 4 th down	11.	SD17	3	3	SD20	SD25	Punt
12.	J40	9	60	EZ	SD15*	Touchdown	12.	J43	2	-1	J44	J43	End of game

Week 3 – Sept. 25 vs. Baltimore Ravens

JAX	Start	Plys	Yds	End	Deep	Result	BAL	Start	Plys	Yds	End	Deep	Result
1.	J10	3	3	J13	J13	Punt	1.	B48	3	-14	B34	B49	Punt
2.	J30	6	15	J45	J47	Punt	2.	B 6	3	8	B14	B14	Punt
3.	J30	3	2	J32	J32	Punt	3.	B25	8	75	EZ	J 7*#	Touchdown
4.	J22	4	22	J44	J44	Interception	4.	B29	10	46	J25	J25	Field goal
5.	J26	5	19	J45	J48	Punt	5.	B 8	4	17	B25	B25	Punt
6.	B37	8	37	EZ	B 3*#	Touchdown	6.	B25	8	51	J24	J24	Field goal
7.	J22	11	78	EZ	B11*	Touchdown	7.	B25	9	56	J19	J19*	Field goal
8.	J25	7	31	B44	B44	Punt	8.	B25	3	-3	B22	B25	Punt
9.	J19	4	7	J26	J29	Punt	9.	B20	5	14	B34	B34	Punt
10.	B39	4	8	B31	B31	Field goal	10.	B25	4	16	B41	B41	Interception
11.	B31	3	0	B31	B31	Interception	11.	B29	2	1	B30	B30	Interception
12.	B29	4	-5	B34	B25	Blocked field goal	12.	B43	8	22	J35	J35	Field goal
13.	J25	3	-11	J14	J31	Interception	13.	J39	1	-1	J39	J39	End of game

Underlined = last drive of first half; * = Inside the 20; # = Goal-to-go; @ = Overtime possession

2016 DRIVE CHART

Week 6 – Oct. 16 at Chicago Bears

JAX							CHI						
Start	Plys	Yds	End	Deep	Result		Start	Plys	Yds	End	Deep	Result	
1. J10	12	84	C 6	C 1*#	Interception	1.	C25	6	33	J42	J42	Punt	
2. J25	3	6	J31	J31	Punt	2.	C24	11	58	J18	J18*	Field goal	
3. J25	6	8	J33	J41	Punt	3.	C14	16	86	EZ	J 1*#	Touchdown	
4. <u>J 9</u>	1	-1	J 9	J 9	End of half	4.	<u>C22</u>	8	32	J46	J46	Punt	
5. J22	3	1	J23	J23	Punt	5.	C 9	4	23	C32	C32	Punt	
6. J21	3	7	J28	J28	Punt	6.	C28	3	8	C36	C36	Punt	
7. J15	3	6	J21	J21	Punt	7.	C20	11	74	J 6	J 5*#	Field goal	
8. J25	5	75	EZ	C 1*#	Touchdown	8.	C25	4	16	C41	C41	Punt	
9. J16	2	5	J21	J21	Fumble	9.	J28	6	14	J14	J 9*	Field goal	
10. J25	11	63	C12	C12*	Field goal	10.	C25	3	3	C28	C33	Punt	
11. J22	4	78	EZ	J49	Touchdown	11.	C25	8	27	J48	J44	Failed 4 th down	
12. J48	3	2	C49	C49	End of game								

Underlined = last drive of first half; * = Inside the 20; # = Goal-to-go; @ = Overtime possession

2015 MISCELLANEOUS STATISTICS

REGULAR SEASON HIGHS & LOWS

	JAGUARS		OPPONENTS	
	HIGH	LOW	HIGH	LOW
Points	30 vs. IND	14 at SD	38 by SD	16 by CHI
First Downs	23 vs. IND	14 vs. BAL	25 by SD	18 by GB, BAL (at JAX)
Total Offense	388 at SD	216 vs. BAL	357 by SD	283 by BAL (at JAX)
Net Yards Rushing	136 at IND	48 vs. GB, vs. BAL	150 by SD	84 by BAL (at JAX)
Net Yards Passing	319 at SD	168 vs. BAL	207 by SD	199 by GB, BAL (at JAX)
Offensive Plays	68 vs. GB	55 at CHI	77 by CHI	60 by GB (at JAX)
Rushing Attempts	29 vs. IND	11 at SD	35 by SD	22 by BAL (at JAX)
Pass Attempts	50 at SD	33 vs. IND, at CHI	49 by CHI	25 by SD
Pass Completions	31 at SD	19 vs. IND	30 by CHI	17 by SD
Passes Had Intercepted	3 vs. BAL	0 vs. IND	2 by BAL (at JAX)	0, three times (last at CHI)
Sacks Allowed	4 vs. BAL	2 at SD, at CHI	3 by SD	1 by GB (at JAX)
Fumbles	2 at CHI	0 vs. BAL	1, four times (last by CHI)	-
Fumbles Lost	1 at SD, at CHI	0 vs. GB, vs. BAL	1 by SD, BAL	0 by GB (at JAX), by CHI
Total Turnovers	3 at SD, vs. BAL	1 vs. GB	3 by BAL (at JAX)	0 by GB (at JAX), by CHI
Penalties	14 at SD	5 at CHI	10 by CHI	3 by SD
Yards Penalized	145 vs. IND	50 at CHI	87 by CHI	23 by SD
Time of Possesion	31:23 vs. GB	24:13 at CHI	35: 47 by CHI	28:37 by GB (at JAX)
Defensive Interceptions	2 vs. BAL	0, three times (last at CHI)	3 by BAL	0 by IND (at JAX)
Total Takeaways	3 vs. BAL	0 vs. GB, at CHI	3 by BAL	1 by GB (at JAX)
Longest Drive (plays)	14 vs. GB, vs. IND	1 vs. GB, at CHI	16 by GB, by CHI	1 by GB, BAL
Longest Drive (yards)	84 at CHI	-11 vs. BAL	75, three times (last vs. BAL)	-4, by IND (at JAX)
Third Down Conversions	6 vs. BAL	2 at SD, at CHI	9 by IND (at JAX)	3 by BAL (at JAX)

REGULAR SEASON INDIVIDUAL HIGHS

	JAGUARS	OPPONENTS
Yards Rushing	71 (Yeldon vs. IND)	102 (Gordon, SD)
Rushing Attempts	21 (Yeldon vs. GB)	24 (Gordon, SD)
Rushing TDs	1 by three players (last: Ivory at CHI)	1 by four players (last: Howard, CHI)
Receptions	8 (Yeldon at SD)	11 (Meredith, CHI)
Yards Receiving	75 (Hurns vs. GB & Lee at SD)	115 (Benjamin, SD)
Receiving TDs	2 (A.Robinson vs. BAL)	2 (Benjamin, SD)
Combined Yards (rush/rec)	117 (by Yeldon vs. IND)	114 (Benjamin, SD)
All-Purpose Yards	117 (by Yeldon vs. IND)	114 (Benjamin, SD)
Yards Passing	329 (Bortles at SD)	302 (Hoyer, CHI)
Pass Attempts	50 (Bortles at SD)	50 (Hoyer, CHI)
Pass Completions	31 (Bortles at SD)	30 (Hoyer, CHI)
TD Passes	2 (Bortles at SD)	4 (Rivers, SD)
Interceptions Thrown	3 (Bortles vs. BAL)	2 (Flacco, BAL)
Longest Run	24 (Bortles at SD)	28 (Lacy, GB)
Longest Pass Completion	51 (Bortles to Benn at CHI)	64 (TD) (Luck to Dorsett, IND)
Longest Kickoff Return	32 (Grant vs. GB)	39 (Bray, IND)
Longest Punt Return	42 (Greene Sr vs. BAL)	14 (Bray, IND)
Longest INT Return	30 (Gipson vs. BAL)	31 (Hayward, SD)
Longest Punt	78 (Nortman vs. IND)	56 (Schum, GB & Kaser, SD)
Longest Field Goal	50 (Myers vs. GB)	54 (Tucker, BAL)
Touchdowns Scored	2 (A.Robinson vs. BAL)	2 (Benjamin, SD)
Points Scored	12 (A.Robinson vs. BAL, Myers vs. IND)	13 (Tucker, BAL)

SCORING BY QUARTERS

	JAGUARS					OPPONENTS					Total
	1	2	3	4	OT	1	2	3	4	OT	Total
9/11 vs. G.B	7=	10#	3	3	0	7=	14##	3	3	0	27
9/18 at S.D	0	0	0	14##	0	7=	14##	14##	3	0	38
9/25 vs. BAL	0	7#	7#	3	0	7=	6	3	3	0	19
10/2 vs. IND	7#	10=	6	7#	0	3	3	0	21=##	0	27
10/16 at CHI	0	0	0	17=#	0	0	10=	3	3	0	16
10/23 vs. OAK											
10/27 at TEN											
11/6 at K.C.											
11/13 vs. HOU											
11/20 at DET											
11/27 at BUF											
12/4 vs. DEN											
12/11 vs. MIN											
12/18 at HOU											
12/24 vs. TEN											
1/1 at IND											

*=TD rushing // #=TD Passing // @=TD on INT return // %=TD on punt return // ^=TD on fumble return // &=TD on blocked FG // !=TD on kickoff return // ~=TD on blocked punt return

PLAYS OF 30+ YARDS

	95	96	97	98	99	00	01	02	03	04	05	06	07	08	09	10	11	12	13	14	15	16	Total
Jimmy Smith	2	8	9	12	8	9	4	3	6	9	5												75
Fred Taylor				8	5	4		4	4	6	1	5	5	1									43
Maurice Jones-Drew												6	4	1	6	3	6	1	3				30
Keenan McCardell		5	7	3	2	5	4																26
Marcedes Lewis												1		1	4	1	1		3	2	1	1	15
Allen Robinson																					13	1	14
Ernest Wilford									3	5	3	2		1									14
Allen Hurns																			5	5	3		13
Reggie Williams											2	6	3	2									13
Cecil Shorts III																	9	1	3				13
Matt Jones										4	4	2	2										12
James Stewart	1	1	4	1	3																		10
Willie Jackson	3	5	1																				9
Justin Blackmon																	6	2					8
Kyle Brady					1	3		2			1												7
Mike Sims-Walker															1	4	2						7
Pete Mitchell	1	1	1	1				1															5
Dennis Northcutt													2	3									5
Mike Thomas																3	2						5
Marqise Lee																				5			5
Denard Robinson																			3	1			4
Andre Rison		4																					4
Jason Hill															3	1	0	0					4
Reggie Barlow				1	2																		3
Damon Jones				1	1		1																3
Mike Brown																		3					3
Montell Owens														1			2						3
Clay Harbor																		1	2				3
T.J. Yeldon																					3		3
Jordan Todman																		2	1				3
Julius Thomas																					2		2
Rich Griffith	2																						2
Curtis Marsh	2																						2
Mark Brunell		1					1																2
Tavian Banks				1	1																		2
Alvis Whitted				1		1																	2
Anthony Johnson						2																	2
R. Jay Soward						2																	2
Patrick Johnson								2															2
Bobby Shaw								2															2
David Garrard								1							1								2
Matthew Hatchette									2														2
Troy Edwards									1	1													2
LaBrandon Toefield									1		1												2
George Wrihster									1				1										2
John Broussard													2										2
Jerry Porter															2								2
Torry Holt																2							2
Zach Miller															1	1							2
Ace Sanders																		2					2
Arrelious Benn																						1	1
Bryan Walters																						1	1
Blake Bortles																			1				1
Randy Jordan	1																						1
Natrone Means		1																					1
Stacey Mack							1																1
Kevin Lockett								1															1
Jermaine Lewis									1														1
Marc Edwards									1														1
David Allen									1														1
Todd Yoder										1													1
Brian Jones											1												1
Alvin Pearman											1												1
Greg Estandia													1										1
Jarett Dillard																1							1
Nate Hughes																1							1
Rashad Jennings																1							1
Laurent Robinson																		1					1
Jordan Shipley																		1					1
Danny Noble																			1				1
Total	12	26	22	29	23	26	11	16	18	20	21	25	22	14	21	14	10	20	18	26	27	414	

PLAYS OF 30+ YARDS - LAST 10 SEASONS

- 2016**
- 1. 37.....Blake Bortles to Mercedes Lewis
 - 2. 30.....Blake Bortles to Allen Hurns
 - 3. 38.....Blake Bortles to Allen Hurns
 - 4. 35.....Blake Bortles to Allen Robinson
 - 5. 42t.....Blake Bortles to Allen Hurns
 - 6. 51t.....Blake Bortles to Arrelious Benn

- 2015**
- 1. 36.....Blake Bortles to Allen Robinson
 - 2. 52t.....Blake Bortles to Allen Robinson
 - 3. 46.....Blake Bortles to Allen Robinson
 - 4. 37.....Blake Bortles to Allen Robinson
 - 5. 59t.....Blake Bortles to Allen Hurns
 - 6. 48.....Blake Bortles to Allen Robinson
 - 7. 36.....T.J. Yeldon (run)
 - 8. 59.....Blake Bortles to Allen Hurns
 - 9. 31.....Blake Bortles to Allen Hurns
 - 10. 45.....T.J. Yeldon (run)
 - 11. 44.....Blake Bortles to Allen Robinson
 - 12. 33.....Blake Bortles to Allen Robinson
 - 13. 30t.....Blake Bortles to Allen Hurns
 - 14. 31.....Blake Bortles to Bryan Walters
 - 15. 38.....Blake Bortles to Allen Robinson
 - 16. 34.....Blake Bortles to Julius Thomas
 - 17. 31.....Blake Bortles to Allen Robinson
 - 18. 44.....Blake Bortles to Allen Robinson
 - 19. 67.....Blake Bortles to T.J. Yeldon
 - 20. 30.....Blake Bortles to Julius Thomas
 - 21. 80t.....Blake Bortles to Allen Hurns
 - 22. 31.....Denard Robinson (run)
 - 23. 30.....Blake Bortles to Marqise Lee
 - 24. 37.....Blake Bortles to Allen Robinson
 - 25. 90t.....Blake Bortles to Allen Robinson
 - 26. 36.....Blake Bortles to Allen Robinson
 - 27. 45.....Blake Bortles to Mercedes Lewis

- 2014**
- 1. 34t..... Chad Henne to Allen Hurns
 - 2. 46..... Chad Henne to Allen Hurns
 - 3. 63t..... Chad Henne to Mercedes Lewis
 - 4. 54..... Chad Henne to Allen Robinson
 - 5. 63t..... Blake Bortles to Allen Hurns
 - 6. 44..... Blake Bortles to Allen Hurns
 - 7. 30..... Blake Bortles to Clay Harbor
 - 8. 59..... Blake Bortles to Clay Harbor
 - 9. 31t..... Blake Bortles to Allen Robinson
 - 10. 41..... Denard Robinson (run)
 - 11. 32..... Blake Bortles (run)
 - 12. 48t..... Blake Bortles to Allen Robinson
 - 13. 39..... Denard Robinson (run)
 - 14. 40t..... Blake Bortles to Allen Hurns
 - 15. 32t..... Denard Robinson (run)
 - 16. 53..... Blake Bortles to Cecil Shorts III
 - 17. 32..... Blake Bortles to Cecil Shorts III
 - 18. 31..... Blake Bortles to Allen Robinson
 - 19. 37..... Blake Bortles to Marqise Lee
 - 20. 30..... Blake Bortles to Marqise Lee
 - 21. 31..... Blake Bortles to Marqise Lee
 - 22. 35..... Blake Bortles to Mercedes Lewis
 - 23. 30..... Blake Bortles to Cecil Shorts III
 - 24. 33..... Blake Bortles to Marqise Lee
 - 25. 34..... Blake Bortles to Marqise Lee
 - 26. 62t..... Jordan Todman (run)

- 2013**
- 1. 30..... Chad Henne to Ace Sanders
 - 2. 59..... Chad Henne to Cecil Shorts III
 - 3. 31..... Blaine Gabbert to Clay Harbor
 - 4. 67..... Blaine Gabbert to J. Blackmon
 - 5. 39..... Chad Henne to J. Blackmon
 - 6. 43..... Chad Henne to Mike Brown
 - 7. 32..... Chad Henne to Mike Brown
 - 8. 31..... Chad Henne to Mike Brown
 - 9. 30..... Maurice Jones-Drew (run)
 - 10. 62..... Chad Henne to Danny Noble
 - 11. 51..... Chad Henne to Ace Sanders
 - 12. 44..... Maurice Jones-Drew (run)
 - 13. 48..... Maurice Jones-Drew (run)
 - 14. 41..... Chad Henne to M. Lewis
 - 15. 33..... Jordan Todman (run)
 - 16. 30..... Chad Henne to Jordan Todman
 - 17. 30..... Chad Henne to M. Lewis
 - 18. 36..... Chad Henne to M. Lewis

- 2012**
- 1. 39t..... Blaine Gabbert to Cecil Shorts III
 - 2. 32..... Blaine Gabbert to Laurent Robinson
 - 3. 59t..... Maurice Jones-Drew run
 - 4. 80t..... Blaine Gabbert to Cecil Shorts III
 - 5. 34..... Blaine Gabbert to Cecil Shorts III
 - 6. 42t..... Blaine Gabbert to Cecil Shorts III
 - 7. 36..... Blaine Gabbert to Justin Blackmon
 - 8. 35..... Blaine Gabbert to Cecil Shorts III
 - 9. 52..... Blaine Gabbert to Cecil Shorts III
 - 10. 63..... Chad Henne to Justin Blackmon
 - 11. 67t..... Chad Henne to Cecil Shorts III
 - 12. 39..... Chad Henne to Justin Blackmon
 - 13. 81t..... Chad Henne to Justin Blackmon
 - 14. 59t..... Chad Henne to Cecil Shorts III
 - 15. 32t..... Montell Owens run
 - 16. 38..... Chad Henne to Justin Blackmon
 - 17. 30..... Chad Henne to Cecil Shorts III
 - 18. 36..... Chad Henne to Jordan Shipley
 - 19. 53..... Chad Henne to Montell Owens
 - 20. 30t..... Chad Henne to Justin Blackmon

- 2011**
- 1. 39..... Maurice Jones-Drew run

- 9-11-16 vs. Green Bay
- 9-11-16 vs. Green Bay
- 9-11-16 vs. Green Bay
- 9-18-16 at San Diego
- 10-2-16 vs. Indianapolis
- 10-16-16 at Chicago

- 9-20-15 vs. Miami
- 9-20-15 vs. Miami
- 9-20-15 vs. Miami
- 9-27-15 at New England
- 9-27-15 at New England
- 10-4-15 at Indianapolis
- 10-4-15 at Indianapolis
- 10-11-15 at Tampa Bay
- 10-25-15 vs. Buffalo
- 11-8-15 at New York Jets
- 11-8-15 at New York Jets
- 11-8-15 at New York Jets
- 11-8-15 at New York Jets
- 11-19-15 vs. Tennessee
- 11-19-15 vs. Tennessee
- 11-29-15 vs. San Diego
- 12-6-15 at Tennessee
- 12-6-15 at Tennessee
- 12-6-15 at Tennessee
- 12-13-15 vs. Indianapolis
- 12-13-15 vs. Indianapolis
- 12-13-15 vs. Indianapolis
- 12-20-15 vs. Atlanta
- 12-27-15 at New Orleans
- 12-27-15 at New Orleans
- 1-3-16 at Houston
- 1-3-16 at Houston

- 9-7-14 at Philadelphia
- 9-7-14 at Philadelphia
- 9-14-14 at Washington
- 9-14-14 at Washington
- 9-21-14 vs. Indianapolis
- 9-28-14 at San Diego
- 9-28-14 at San Diego
- 10-12-14 at Tennessee
- 10-19-14 vs. Cleveland
- 10-26-14 vs. Miami
- 10-26-14 vs. Miami
- 10-26-14 vs. Miami
- 11-2-14 at Cincinnati
- 11-2-14 at Cincinnati
- 11-9-14 vs. Dallas
- 11-9-14 vs. Dallas
- 11-9-14 vs. Dallas
- 11-9-14 vs. Dallas
- 11-23-14 at Indianapolis
- 11-30-14 vs. New York Giants
- 12-7-14 vs. Houston
- 12-7-14 vs. Houston
- 12-14-14 at Baltimore
- 12-18-14 vs. Tennessee
- 12-18-14 vs. Tennessee
- 12-18-14 vs. Tennessee

- 9-15-13 at Oakland
- 9-22-13 at Seattle
- 9-29-13 vs. Indianapolis
- 10-6-13 at St. Louis
- 10-6-13 at St. Louis
- 10-20-13 vs. San Diego
- 10-20-13 vs. San Diego
- 10-20-13 vs. San Diego
- 10-27-13 vs. San Francisco (London)
- 11-17-13 vs. Arizona
- 11-24-13 at Houston
- 11-24-13 at Houston
- 12-5-13 vs. Houston
- 12-5-13 vs. Houston
- 12-15-13 vs. Buffalo
- 12-15-13 vs. Buffalo
- 12-22-13 vs. Tennessee
- 12-29-13 at Indianapolis

- 9-9-12 at Minnesota
- 9-16-12 vs. Houston
- 9-23-12 at Indianapolis
- 9-23-12 at Indianapolis
- 10-7-12 vs. Chicago
- 10-21-12 at Oakland
- 10-28-12 at Green Bay
- 10-28-12 at Green Bay
- 11-8-12 vs. Indianapolis
- 11-18-12 at Houston
- 11-18-12 at Houston
- 11-18-12 at Houston
- 11-18-12 at Houston
- 11-25-12 vs. Tennessee
- 12-9-12 vs. New York Jets
- 12-16-12 at Miami
- 12-16-12 at Miami
- 12-23-12 vs. New England
- 12-23-12 vs. New England
- 12-30-12 at Tennessee

- 9-25-11 at Carolina

- 2. 36t..... Blaine Gabbert to Mike Thomas
- 3. 47..... Blaine Gabbert to Mike Thomas
- 4. 41..... Maurice Jones-Drew run
- 5. 74t..... Blaine Gabbert to Jason Hill
- 6. 31..... Blaine Gabbert to Maurice Jones-Drew
- 7. 48..... Blaine Gabbert to Maurice Jones-Drew
- 8. 62..... Blaine Gabbert to Mercedes Lewis
- 9. 43..... Maurice Jones-Drew run
- 10. 56..... Maurice Jones-Drew run

- 2010**
- 1. 33..... Mike Thomas run
 - 2. 42t..... David Garrard to Mercedes Lewis
 - 3. 39..... David Garrard to Mike Sims-Walker
 - 4. 52t..... David Garrard to Zach Miller
 - 5. 50t..... David Garrard to Mike Thomas
 - 6. 75..... David Garrard to Maurice Jones-Drew
 - 7. 37..... Maurice Jones-Drew run
 - 8. 48t..... David Garrard to Jason Hill
 - 9. 74t..... Rashad Jennings run
 - 10. 30t..... Maurice Jones-Drew run
 - 11. 39..... David Garrard to Mike Thomas
 - 12. 31..... David Garrard to Mike Sims-Walker
 - 13. 37..... David Garrard to Jason Hill
 - 14. 47..... Trent Edwards to Jason Hill

- 2009**
- 1. 36..... Maurice Jones-Drew run
 - 2. 34..... David Garrard to Mike Sims-Walker
 - 3. 30..... David Garrard run
 - 4. 61t..... Maurice Jones-Drew run
 - 5. 33t..... David Garrard to Mercedes Lewis
 - 6. 41..... David Garrard to Torry Holt
 - 7. 35..... David Garrard to Mike Sims-Walker
 - 8. 80t..... Maurice Jones-Drew run
 - 9. 79t..... Maurice Jones-Drew run
 - 10. 33..... David Garrard to Jarett Dillard
 - 11. 61t..... David Garrard to Mike Sims-Walker
 - 12. 45..... David Garrard to Mike Sims-Walker
 - 13. 33t..... Maurice Jones-Drew run
 - 14. 33..... David Garrard to Mercedes Lewis
 - 15. 35..... David Garrard to Mercedes Lewis
 - 16. 30..... David Garrard to Ernest Wilford
 - 17. 47..... David Garrard to Mercedes Lewis
 - 18. 35t..... David Garrard to Nate Hughes
 - 19. 62..... David Garrard to Zach Miller
 - 20. 63..... David Garrard to Torry Holt
 - 21. 30..... Maurice Jones-Drew run

- 2008**
- 1. 33..... David Garrard to Matt Jones
 - 2. 34..... Fred Taylor run
 - 3. 41t..... Montell Owens run
 - 4. 32..... David Garrard to Mike Walker
 - 5. 46t..... Maurice Jones-Drew run
 - 6. 30t..... David Garrard to Mercedes Lewis
 - 7. 32..... David Garrard to Reggie Williams
 - 8. 35..... David Garrard to Matt Jones
 - 9. 31..... David Garrard to Jerry Porter
 - 10. 30..... David Garrard to Reggie Williams
 - 11. 33..... David Garrard to Jerry Porter
 - 12. 41..... David Garrard to Dennis Northcutt
 - 13. 35..... David Garrard to Dennis Northcutt
 - 14. 30t..... David Garrard to Dennis Northcutt

- 2007**
- 1. 47t..... David Garrard to John Broussard
 - 2. 33..... David Garrard to Ernest Wilford
 - 3. 52t..... Maurice Jones-Drew run
 - 4. 40..... David Garrard to Dennis Northcutt
 - 5. 76..... Fred Taylor run
 - 6. 57t..... Maurice Jones-Drew run
 - 7. 30..... Quinn Gray to Greg Estandia
 - 8. 80t..... Quinn Gray to Reggie Williams
 - 9. 56..... Quinn Gray to John Broussard
 - 10. 30..... Maurice Jones-Drew run
 - 11. 36t..... David Garrard to Reggie Williams
 - 12. 36..... David Garrard to George Wrihster
 - 13. 50t..... Fred Taylor run
 - 14. 59t..... David Garrard to Reggie Williams
 - 15. 35..... David Garrard to Ernest Wilford
 - 16. 80t..... Fred Taylor run
 - 17. 38..... Fred Taylor run
 - 18. 55t..... David Garrard to Dennis Northcutt
 - 19. 62t..... Fred Taylor run
 - 20. 43..... David Garrard to Maurice Jones-Drew
 - 21. 37t..... David Garrard to Matt Jones
 - 22. 48..... Quinn Gray to Matt Jones
 - 23. 43t..... David Garrard to Maurice Jones-Drew
 - 24. 32..... David Garrard run
 - 25. 34..... David Garrard to Mercedes Lewis

- 9-25-11 at Carolina
- 10-2-11 vs. New Orleans
- 10-2-11 vs. New Orleans
- 10-9-11 vs. Cincinnati
- 11-27-11 vs. Houston
- 12-5-11 vs. San Diego
- 12-11-11 vs. Tampa Bay
- 12-15-11 at Atlanta
- 1-1-12 vs. Indianapolis

- 10-10-10 at Buffalo
- 10-31-10 at Dallas
- 10-31-10 at Dallas
- 11-14-10 vs. Houston
- 11-14-10 vs. Houston
- 11-21-10 vs. Cleveland
- 12-5-10 at Tennessee
- 12-12-10 vs. Oakland
- 12-12-10 vs. Oakland
- 12-12-10 vs. Oakland
- 12-18-10 at Indianapolis
- 12-26-10 vs. Washington
- 12-26-10 vs. Washington
- 1-2-11 at Houston

- 9-20-09 vs. Arizona
- 9-20-09 vs. Arizona
- 9-28-09 at Houston
- 9-28-09 at Houston
- 10-4-09 vs. Tennessee
- 10-18-09 vs. St. Louis
- 10-18-09 vs. St. Louis
- 11-1-09 at Tennessee
- 11-1-09 at Tennessee
- 11-8-09 vs. Kansas City
- 11-8-09 vs. Kansas City
- 11-8-09 vs. Kansas City
- 11-15-09 at New York Jets
- 11-15-09 at New York Jets
- 11-22-09 vs. Buffalo
- 11-29-09 at San Francisco
- 12-6-09 vs. Houston
- 12-6-09 vs. Houston
- 12-6-09 vs. Houston
- 12-13-09 vs. Miami
- 1-3-10 at Cleveland

Bold indicates Playoffs



PLAYER BIOS

REGULAR SEASON WEEK 7 vs. OAKLAND

PLAYER BIOS

10

BRANDON ALLEN

QUARTERBACK

6-2 217 LBS.


ARKANSAS

BORN SEPTEMBER 5, 1992

FAYETTEVILLE, ARKANSAS

ACQ: 6TH ROUND OF 2016 DRAFT (201ST)

EXP: ROOKIE



TRANSACTIONS

- Originally drafted by Jacksonville in the sixth round (201st overall) of the 2016 NFL Draft on choice obtained from Pittsburgh for PK Josh Scobee

PRO (Games played/started - 0/0)

- Inactive for the team's first five regular season games in 2016

2016 (w/ JAX - 0/0)

- 9/11 vs. G.B.: Inactive
- 9/18 at S.D.: Inactive
- 9/25 vs. BAL: Inactive
- 10/2 vs. IND: Inactive
- 10/16 at CHI: Inactive

COLLEGE (at Arkansas, 2013-15)

- Totaled 7,463 passing yards, which ranks third in program history
- Made 38 career starts at QB, including his final 34 games - the longest streak for an Arkansas QB since joining the SEC in 1992
- Finished second in program history in pass completions (583), second in attempts (1,016) and third in completion percentage (57.4)
- His 64 career passing TDs is a school record
- Graduated in 2014 with a degree in recreation and sport management
- Named to the Razorback Honor Roll for the fall of 2011 and 2012 and the SEC Fall Academic Honor Roll in 2012, 2013 and 2014

PERSONAL

- Attended Fayetteville (Ark.) High School
- Joined the Razorbacks football program rated as the fifth-best pro-style quarterback in the nation, according to Rivals.com and the No. 3 prospect in the state by HawgSports.com
- Honored with the Landers Award, given annually to the top prep football player in the state of Arkansas
- Led Fayetteville High School to the Arkansas Class 7A state title game in 2010, finishing the season with a 10-4 record
- Threw for 3,408 yards and 38 TDs as a senior, going the entire regular season without throwing an INT
- Son of Bobby, the Razorbacks' director of high school and NFL relations, and Marcela Allen
- Younger brother, Austin, is a junior quarterback at Arkansas
- Twitter handle is @BrandonAllen_10

REGULAR SEASON CAREER STATISTICS

PASSING

YEAR	TEAM	P/S	COMP	ATT	PCT	YDS	AVG	TD	INT	SK	RTG
2016	JAX	0/0	0	0	0.00	0	0.0	0	0	0	0
NFL totals: 1 yr.		0/0	0	0	0.0	0	0.0	0	0	0	0

RUSHING

YEAR	TEAM	W-L	ATT	YDS	AVG	TD
2016	JAX	0-0	0	0	0.0	0
NFL totals: 1 yr.		0-0	0	0	0.0	0

2016 GAME-BY-GAME STATISTICS

PASSING

DATE	OPP	P/S	COMP	ATT	PCT	YDS	AVG	TD	INT	SK	RTG
09/11	vs. G.B.					ina					
09/18	at S.D.					ina					
09/25	vs. BAL					ina					
10/02	vs. IND					ina					
		BYE WEEK									
10/16	at CHI					ina					
10/23	vs. OAK										
10/27	at TEN										
11/06	at K.C.										
11/13	vs. HOU										
11/20	at DET										
11/27	at BUF										
12/04	vs. DEN										
12/11	vs. MIN										
12/18	at HOU										
12/24	vs. TEN										
01/01	at IND										
2016 totals:											

RUSHING

DATE	OPP	W/L	ATT	YDS	AVG	TD
09/11	vs. G.B.			ina		
09/18	at S.D.			ina		
09/25	vs. BAL			ina		
10/02	vs. IND			ina		
		BYE WEEK				
10/16	at CHI			ina		
10/23	vs. OAK					
10/27	at TEN					
11/06	at K.C.					
11/13	vs. HOU					
11/20	at DET					
11/27	at BUF					
12/04	vs. DEN					
12/11	vs. MIN					
12/18	at HOU					
12/24	vs. TEN					
01/01	at IND					
2016 totals:						

PLAYER BIOS

93 TYSON ALUALU

DEFENSIVE END
6-3 310 LBS.
CALIFORNIA
BORN MAY 12, 1987
HONOLULU, HAWAII
ACQ: 1ST ROUND OF 2010 DRAFT (10TH)
EXP: 7TH YEAR



TRANSACTIONS

- Originally drafted by Jacksonville in the first round (10th overall) of the 2010 draft

PRO (Games played/started - 99/79)

- Played in 96 consecutive games to start career, tied for the third-longest streak for consecutive games played in franchise history
- Former first-round pick started 64 consecutive games (48 at DT, 16 at DE) to begin his career, tied for the sixth-longest streak for consecutive starts in franchise history
- Career totals include 346 tackles (198 solo), 16.0 sacks, 26 tackles for loss, eight passes defended and two fumble recoveries
- Has 74 career QB pressures, posting 20 in 2010, 22 in 2011, 13 in 2012, eight in 2013, five in 2014 and eight in 2015
- Was the only defensive player to start all 16 games for the Jaguars from 2010-13
- Became first player drafted by the Jaguars from the University of California and was highest drafted player in school history since **Andre Carter** (seventh overall pick by San Francisco in 2001)

2016 (w/ JAX - 3/2)

- 9/11 vs. G.B.:** Inactive
- 9/18 at S.D.:** Inactive
- 9/25 vs. BAL:** Started at DE and made two tackles (one solo)
- 10/2 vs. IND:** Started at DE and made two tackles (one solo), including his first sack since 12/6/15 at TEN
- 10/16 at CHI:** Made two solo tackles at DT ... Saw action at FB on RB **Chris Ivory's** fourth-quarter rushing TD

2015 (w/ JAX - 16/13)

- Played in all 16 games (13 starts) for the sixth consecutive season, totaling 26 tackles (18 solo), six tackles for loss, two sacks and two passes defended
- 9/20 vs. MIA:** Made one tackle (one solo) and recorded one QB hurry ... Also made his first career reception for three yards to pick up a first down
 - 10/11 at T.B.:** Started at DT in his 85th consecutive game played ... Recorded four tackles (four solo), including his 20th career tackle for loss
 - 11/15 at BAL:** Recorded two tackles (one solo), including his second career fumble recovery
 - 12/6 at TEN:** Posted two tackles (two solo), two tackles for loss and 1.0 sack ... Added one reception for 16 yards
 - 12/27 at N.O.:** Started at DT, playing in his 95th consecutive game, and made two tackles (two solo), including one tackle for loss ... Blocked a fourth-quarter field goal attempt by **K Kai Forbath**

2014 (w/ JAX - 16/0)

- Played all 16 games as part of DL rotation and totaled 30 tackles (13 solo), two sacks, two tackles for loss and five QB hits
- 9/14 at WAS:** Tied for second on the team with a season-high seven tackles (three solo)
 - 10/26 vs. MIA:** Had three tackles (two solo) and one QB hit
 - 11/2 at CIN:** Totaled four assisted tackles
 - 11/30 vs. NYG:** Registered first sack of the season, taking down QB **Eli Manning** for a one-yard loss in the fourth quarter ... Finished with two QB pressures
 - 12/14 at BAL:** Had four tackles in reserve role
 - 12/28 at HOU:** Registered a sack of QB **Case Keenum** in the second quarter, his second of the season

2013 (w/ JAX - 16/16)

- Started all 16 games for the fourth consecutive season ... One of only three defensive players (DE **Jason Babin**, DT **Sen'Derrick Marks**) and five players overall to start all 16 games ... Made transition from DT to DE in offseason ... Finished with 44 tackles (34 solo), 1.5 sacks, eight QB pressures, three tackles for loss and one pass defended
- 9/8 vs. KC:** Made first career start at DE
 - 9/15 at OAK:** Produced four tackles (two solo) and split a sack with DE **Brandon Deaderick**
 - 9/29 vs. IND:** Sacked QB **Andrew Luck** for a 10-yard loss in the second quarter ... Added two QB hits
 - 10/20 vs. SD:** Had a season-high six solo tackles on
 - 12/5 vs. HOU:** Tallied three solo tackles and tied for the team-lead with two QB hits
 - 12/15 vs. BUF:** Matched his season-high with six tackles (four solo), one tackle for loss and one QB hit

2012 (w/ JAX - 16/16)

- Started all 16 games for the third consecutive season ... Produced a career-high 82 tackles (36 solo) and led team with 3.5 sacks ... Added three tackles for loss and 13 QB pressures
- 9/9 at MIN:** Recorded five tackles in the season-opener and logged his seventh career sack in the third quarter on QB **Christian Ponder**
 - 10/21 at OAK:** Had four tackles (two solo) with one QB pressure and one fumble recovery
 - 11/8 vs. IND:** Tallied seven tackles (four solo) with two QB pressures. Sacked QB **Andrew Luck** in the first quarter, his eighth career sack and second of the season
 - 12/2 at BUF:** Made 10 tackles (three solo)
 - 12/16 at MIA:** Split a sack with DE **Jason Babin** of QB **Ryan Tannehill**
 - 12/23 vs. NE:** Started at DT and made four tackles (two solo) with one sack and one QB pressure ... Sacked QB **Tom Brady** in the fourth quarter

2011 (w/ JAX - 16/16)

- Started all 16 games at DT for the second consecutive season ... Compiled 81 tackles (43 solo) along with 2.5 sacks, four tackles for loss, one fumble recovery and two passes defended ... Ranked second on the club with 22 QB pressures ... One of eight players to start all 16 games (one of only five defensive players)
- 9/25 at CAR:** Established a career-high 11 tackles along, with two tackles for loss and one pass defended
 - 10/6 at PIT:** Sacked QB **Ben Roethlisberger** for a three-yard loss in the fourth quarter and totaled six tackles
 - 10/30 at HOU:** Tied his career-high with 11 tackles and added two QB pressures
 - 11/13 at IND:** Recovered a fumble by QB **Dan Orlovsky** in the fourth quarter which led to a Jaguars TD which sealed the victory
 - 11/20 at CLE:** Split a sack with LB **Russell Allen** on QB **Colt McCoy** in the fourth quarter
 - 12/11 vs. TB:** Produced three solo tackles, one sack and one QB pressure

2010 (w/ JAX - 16/16)

- Started all 16 games as a rookie at DT, joining 2009 third-round pick **Terrance Knighton** as the only two DL in franchise history to accomplish the feat ... Ranked tied for second on team with 3.5 sacks and third with seven tackles for loss ... Totaled 77 tackles (50 solo), three passes defended and 20 QB pressures
- 9/12 vs. DEN:** Only rookie to start on opening day for the Jaguars and finished with seven tackles, one QB hit and first career sack ... Sacked QB **Kyle Orton** for a six-yard loss in the second quarter
 - 9/26 vs. PHI:** Recorded eight tackles and split a sack with Knighton in the third quarter
 - 10/31 at DAL:** Compiled six tackles, one sack, one tackle for loss and two QB hits
 - 11/21 vs. CLE:** Registered a sack for the second time in three games

COLLEGE (at California, 2006-09)

- Four-year letterman, playing in 52 games with 40 starts
- Never missed a game and started 39 consecutive games to complete his career
- Career totals include 195 tackles, 26 tackles for loss, 16 sacks, seven passes defended, four forced fumbles and four fumble recoveries
- Three-time winner of the Brick Muller Award as team's most valuable DL

PERSONAL

- Married (Desire) with sons, Tyree, Tydes and Tyten; and daughter, Dereon
- Attended St. Louis High School in Honolulu; School also produced current NFL players **C Dominic Raiola** (Detroit) and former NFL players **FB Chris Fuamatu-Ma'afala** and **C Olin Kreutz** among others
- Ranked as No. 2 player in state in 2005 by Rivals.com
- Parents are Ta'avao and Levaa'i Alualu
- Has seven sisters: Taimane-Ruta, Tanya, Tasia, Tatiana, Timena, Trinity and Trust, and one brother, Tupu
- Fourth member of his family to play college football; His uncle, Tupu Alualu played at Hawaii, cousin Ben Alualu played at Arizona and cousin, Tyrone lualu, played at Laney College
- Lives by the motto "God first, and everything else will fall into place"
- Full name: Tyson Asi Alualu.
- Last name pronounced AH-lu AH-lu



REGULAR SEASON CAREER STATISTICS

YEAR	TEAM	GP/GS	TKL	SOLO	ASST	ST	SACKS	FF	FR	PD	TFL
2010	JAX	16/16	77	50	27	0	3.5	0	0	3	7
2011	JAX	16/16	81	43	38	0	2.5	0	1	2	4
2012	JAX	16/16	82	36	46	0	3.5	0	0	0	3
2013	JAX	16/16	44	34	10	0	1.5	0	0	1	3
2014	JAX	16/0	30	13	17	0	2.0	0	0	0	2
2015	JAX	16/13	26	18	8	0	2.0	0	1	2	6
2016	JAX	3/2	6	4	2	0	1.0	0	0	0	1
NFL totals:		7 yrs. 99/79	346	199	149	0	16.0	0	2	8	26

PLAYER BIOS

21 PRINCE AMUKAMARA

CORNERBACK
6-0 207 LBS.
NEBRASKA
BORN JUNE 6, 1989
LEOMINSTER, MASSACHUSETTS
ACQ: UFA (N.Y. GIANTS) 2016
EXP: 6TH YEAR



TRANSACTIONS

• Originally drafted by the N.Y. Giants in the first round (19th overall) of the 2011 NFL Draft ... Signed as an unrestricted free agent by Jacksonville on 3/11/15

PRO (Games played/started - 58/47, 4/0)

• Sixth-year CB has played in 58 regular season games with 46 starts, including four postseason contests
• Career totals include 270 tackles (234 solo), seven interceptions, 45 passes defended, three forced fumbles and one fumble recovery
• In the postseason, has tallied three tackles (two solo)

2016 (w/ JAX - 3/2)

- **9/11 vs. G.B.:** Started at RCB in the team's season opener and tallied two solo tackles and one pass defended
- **9/18 at S.D.:** Inactive (hamstring)
- **9/25 vs. BAL:** Inactive (hamstring)
- **10/2 vs. IND:** Saw 53 snaps at CB and made three solo tackles, including one tackle for loss
- **10/16 at CHI:** Started at LCB and made four solo tackles, and one pass defended

2015 (w/ NYG - 11/10)

Played in 11 games with 10 starts and totaled 63 tackles (55 solo), nine passes defended, one interception, one forced fumble and one fumble recovery ... Missed five games due to a pectoral injury

- **9/13 at DAL:** Started at RCB and recorded eight tackles
- **9/24 vs. WAS:** Started at RCB and recorded eight tackles, three passes defended and snagged an interception
- **10/4 at BUF:** Started at RCB and registered six tackles (five solo), one pass defended, one forced fumble and one fumble recovery

2014 (w/ NYG - 8/8)

Started each of the season's first eight games at RCB ... Suffered a torn right bicep on 11/3 vs. Indianapolis and was put on injured reserve after successful surgery ... Finished the season with 46 tackles (37 solo), a career-high three interceptions and 11 passes defended

- **9/8 at DET:** Had eight tackles (four solo) and two passes defended
- **9/14 vs. ARI:** Had a season-high nine tackles (eight solo) and a pass defended
- **9/21 vs. HOU:** Contributed five tackles (four solo) and an interception
- **9/25 at WAS:** Had three solo tackles and in interception return for 11 yards
- **10/19 at DAL:** Recorded seven tackles and an interception

2013 (w/ NYG - 16/16)

Started every game at RCB for the first time in his career ... Finished fourth on the team with 83 tackles (72 solo) and was second with 14 passes defended ... Also had an interception and two forced fumbles

- **9/15 vs. DEN:** Credited with a season-high eight solo tackles
- **12/29 vs. WAS:** Contributed five tackles (four solo) and two passes defended

2012 (w/ NYG - 13/11)

Played in 13 games with 11 starts at RCB ... Finished the season with 59 tackles (44 solo), an interception and six passes defended

- **9/30 at CAR:** Made his first career start and had a tackle and pass defended
- **10/14 at S.F.:** Led team with six tackles and three passes defended and tallied an interception off of QB Alex Smith on the first play of the second quarter
- **11/11 at CIN:** Posted a team- and career-high 10 tackles (seven solo)

2011 (w/ NYG - 7/0, 4/0)

Played in the final seven regular season games and all four postseason contests ... His season was cut in half because of a fractured foot suffered in first training camp practice on 8/6 ... Was inactive for the season's first nine games ... Finished with 14 tackles (12 solo), one interception, three passes defended and a fumble recovery ... In the postseason, had three tackles (two solo)

- **11/20 vs. PHI:** Made NFL debut ... On his second play, intercepted QB Vince Young and finished with five solo tackles
- **2/5 vs. N.E.:** Credited with one solo tackle in Super Bowl XLVI

COLLEGE (at Nebraska, 2007-10)

• Played in 49 games with 31 starts, starting 16 games at RCB and 15 at LCB
• Career totals include 161 tackles (100 solo), five interceptions, 26 passes defended, four sacks, six tackles for loss, three forced fumbles and one fumble recovery
• As a senior, was a unanimous All-America selection and All-Big 12 Conference first-

team choice

- Named Big 12 Defensive Player of the Year, joining Ndamukong Suh and Grant Wistrom as the only Cornhuskers to win the award
- The defensive captain started all 14 games at LCB and ranked sixth on the team with 59 tackles (36 solo), including one sack

PERSONAL

- Starred at Apollo High School (Glendale, Ariz.) and named the state's player of the year by the Arizona Republic and All-Arizona Informant Offensive Player of the Year as a senior
- Two-way starter at running back, rushing for nearly 50 touchdowns and 3,389 yards over his final two seasons, adding 664 receiving yards and 125 tackles
- Helped the Apollo basketball team win three straight Class 4A state titles
- A member of the track and field squad, where he won the Class 4A state titles in both the 100-meter and 200-meter dashes as a senior
- Married (Pilar) with a daughter Princess Paisley and a son, Princeton
- Family comes from royal bloodlines in Nigeria, as his great grandfather was the king of the Awo-Omamma in Two State of Nigeria, while Romanus Amukamara was chief
- Has five sisters whose names are Princess, Precious, Promise, Peace and Passionate
- Twitter handle is @PrinceAmukamara



REGULAR SEASON CAREER STATISTICS

YEAR	TEAM	GP/GS	TKL	SOLO	ASST	SACKS	FF	FR	PD	INT
2011	NYG	7/0	14	12	2	0.0	0	1	3	1
2012	NYG	13/11	59	45	14	0.0	0	0	6	1
2013	NYG	16/16	83	72	11	0.0	2	0	14	1
2014	NYG	8/8	46	37	9	0.0	0	0	11	3
2015	NYG	11/10	63	55	8	0.0	1	1	9	1
2016	JAX	3/2	9	9	0.0	0	0	1	2	0
NFL totals:		6 yrs. 58/47	270	234	36	0.0	3	2	45	7



POSTSEASON CAREER STATISTICS

YEAR	TEAM	GP/GS	TKL	SOLO	ASST	SACKS	FF	FR	PD	INT
2011	NYG	4/0	3	2	1	0.0	0	0	0	0
NFL totals:		5 yrs. 4/0	3	2	1	0.0	0	0	0	0



CAREER HIGHS

	GAME	SEASON
Tackles:	10 (11/11/12 at CIN)	83 (2013)
Interceptions:	1 (seven times, last: 9/25/15 at WAS)	3 (2014)
Forced fumbles:	1 (three times, last: 10/4/15 at BUF)	2 (2013)
Fumble recoveries:	1 (two times, last: 10/4/15 at BUF)	1 (2011 & 2015)
Passes defended:	3 (two times, last: 9/24/15 vs. WAS)	14 (2013)



2016 GAME-BY-GAME STATISTICS

DATE	OPP	TKL	SOLO	ASST	ST	SACKS	FF	FR	PD	INT
09/11	vs. Green Bay	2	2	0	0	0.0	0	0	1	0
09/18	at San Diego				ina					
09/25	vs. Baltimore				ina					
10/02	vs. Indianapolis	3	3	0	0	0.0	0	0	0	0
	BYE WEEK									
10/16	at Chicago	4	4	0	0	0.0	0	0	1	0
10/23	vs. Oakland									
10/27	at Tennessee									
11/06	at Kansas City									
11/13	vs. Houston									
11/20	at Detroit									
11/27	at Buffalo									
12/04	vs. Denver									
12/11	vs. Minnesota									
12/18	at Houston									
12/24	vs. Tennessee									
01/01	at Indianapolis									
2016 totals:		9	9	0	0	0.0	0	0	2	0

PLAYER BIOS

2015 GAME-BY-GAME STATISTICS									
DATE	OPP	TKL	SOLO	ASST	SACKS	FF	FR	PD	INT
09/13	at Dallas	8	6	2	0.0	0	0	0	0
09/20	vs. Atlanta	4	4	0	0.0	0	0	1	0
09/24	vs. Washington	8	6	2	0.0	0	0	3	1
10/04	at Buffalo	6	5	1	0.0	1	1	2	0
10/11	vs. San Francisco	6	5	1	0.0	0	0	1	0
10/29	at Philadelphia				ina				
10/25	vs. Dallas				ina				
11/01	at New Orleans				ina				
11/08	at Tampa Bay				ina				
11/15	vs. New England				ina				
BYE WEEK									
11/29	at Washington	4	3	1	0.0	0	0	0	0
12/06	vs. N.Y. Jets	5	4	1	0.0	0	0	0	0
12/14	at Miami	5	5	0	0.0	0	0	0	0
12/20	vs. Carolina	7	7	0	0.0	0	0	2	0
12/27	at Minnesota	6	6	0	0.0	0	0	1	0
01/03	vs. Philadelphia	4	4	0	0.0	0	0	0	0
2015 totals:		63	55	8	0.0	1	1	10	1

2012 GAME-BY-GAME STATISTICS									
DATE	OPP	TKL	SOLO	ASST	SACKS	FF	FR	PD	INT
09/05	vs. Dallas				ina				
09/16	vs. Tampa Bay				ina				
09/20	at Carolina	1	1	0	0.0	0	0	1	0
09/30	at Philadelphia	5	3	2	0.0	0	0	1	0
10/07	vs. Cleveland	2	1	1	0.0	0	0	0	0
10/14	at San Francisco	6	5	1	0.0	0	0	3	1
10/21	vs. Washington	6	5	1	0.0	0	0	1	0
10/28	at Dallas	8	6	2	0.0	0	0	0	0
11/04	vs. Pittsburgh	3	2	1	0.0	0	0	0	0
11/11	at Cincinnati	10	7	3	0.0	0	0	0	0
BYE WEEK									
11/25	vs. Green Bay	3	3	0	0.0	0	0	0	0
12/03	at Washington	7	5	2	0.0	0	0	0	0
12/09	vs. New Orleans	2	2	0	0.0	0	0	0	0
12/16	at Atlanta				ina				
12/23	at Baltimore	0	0	0	0.0	0	0	0	0
12/30	vs. Philadelphia	4	4	0	0.0	0	0	0	0
2012 totals:		57	44	13	0.0	0	0	6	1

2014 GAME-BY-GAME STATISTICS									
DATE	OPP	TKL	SOLO	ASST	SACKS	FF	FR	PD	INT
09/08	at Detroit	8	4	4	0.0	0	0	2	0
09/14	vs. Arizona	9	8	1	0.0	0	0	1	0
09/21	vs. Houston	5	4	1	0.0	0	0	2	1
09/25	at Washington	3	3	0	0.0	0	0	2	1
10/05	vs. Atlanta	4	3	1	0.0	0	0	2	0
10/12	at Philadelphia	6	5	1	0.0	0	0	0	0
10/19	at Dallas	7	7	0	0.0	0	0	2	1
BYE WEEK									
11/03	vs. Indianapolis	3	3	0	0.0	0	0	0	0
11/09	at Seattle				IR				
11/16	vs. San Francisco				IR				
11/23	vs. Dallas				IR				
11/30	at Jacksonville				IR				
12/07	at Tennessee				IR				
12/14	vs. Washington				IR				
12/21	at St. Louis				IR				
12/28	vs. Philadelphia				IR				
2014 totals:		45	37	8	0.0	0	0	11	3

2011 GAME-BY-GAME STATISTICS									
DATE	OPP	TKL	SOLO	ASST	SACKS	FF	FR	PD	INT
09/11	at Washington				ina				
09/19	vs. St. Louis				ina				
09/25	at Philadelphia				ina				
10/02	at Arizona				ina				
10/09	vs. Seattle				ina				
10/16	vs. Buffalo				ina				
BYE WEEK									
10/30	vs. Miami				ina				
11/06	at New England				ina				
11/13	at San Francisco				ina				
11/20	vs. Philadelphia	5	5	0	0.0	0	0	1	1
11/28	at New Orleans	1	1	0	0.0	0	1	0	0
12/04	vs. Green Bay	2	0	2	0.0	0	0	0	0
12/11	at Dallas	4	4	0	0.0	0	0	0	0
12/18	vs. Washington	2	2	0	0.0	0	0	1	0
12/24	at N.Y. Jets	0	0	0	0.0	0	0	0	0
01/01	vs. Dallas	0	0	0	0.0	0	0	0	0
2011 totals:		14	12	2	0.0	0	1	2	1

2013 GAME-BY-GAME STATISTICS									
DATE	OPP	TKL	SOLO	ASST	SACKS	FF	FR	PD	INT
09/08	at Dallas	5	3	2	0.0	0	0	1	0
09/15	vs. Denver	8	8	0	0.0	1	0	1	0
09/22	at Carolina	6	5	1	0.0	0	0	1	0
09/29	at Kansas City	3	2	1	0.0	0	0	2	1
10/06	vs. Philadelphia	2	2	0	0.0	0	0	0	0
10/10	at Chicago	7	6	1	0.0	0	0	0	0
10/21	vs. Minnesota	6	5	1	0.0	0	0	0	0
10/27	at Philadelphia	7	5	2	0.0	1	0	0	0
BYE WEEK									
11/10	vs. Oakland	3	3	0	0.0	0	0	0	0
11/17	vs. Green Bay	7	6	1	0.0	0	0	0	0
11/24	vs. Dallas	5	5	0	0.0	0	0	1	0
12/01	at Washington	5	5	0	0.0	0	0	2	0
12/08	at San Diego	7	5	2	0.0	0	0	0	0
12/15	vs. Seattle	3	3	0	0.0	0	0	2	0
12/22	at Detroit	4	4	0	0.0	0	0	1	0
12/29	vs. Washington	5	4	1	0.0	0	0	2	0
2013 totals:		83	70	13	0.0	2	0	13	1

01/08	vs. Atlanta	2	1	1	0.0	0	0	0	0
01/15	at Green Bay	0	0	0	0.0	0	0	0	0
01/22	at San Francisco	0	0	0	0.0	0	0	0	0
02/05	at New England	1	1	0	0.0	0	0	0	0
Postseason totals:		3	2	1	0.0	0	0	0	0

PLAYER BIOS

68

KELVIN BEACHUM

OFFENSIVE LINEMAN
6-3 303 LBS.
SOUTHERN METHODIST
BORN JUNE 8, 1989
MEXIA, TEXAS
ACQ: UFA (PITTSBURGH) 2016
EXP: FIFTH YEAR



- Lombardi Award and Outland Award watch lists
- Named first-team Conference USA after his junior season
- Redshirted his first season in 2007

PERSONAL

- Attended Mexia (Texas) High School where he was named first-team All-District 19-3A as a senior and second-team All-District as a junior
- Allowed only one sack in 2006
- Averaged a double-double in basketball
- Son of Kelvin, Sr. and Culetta Beachum
- Full name: Kelvin Lee Beachum Jr.
- Twitter handle is @KelvinBeachumJr

TRANSACTIONS

Originally drafted by Pittsburgh in the seventh round (248th overall) of the 2012 NFL Draft ... Signed by Jacksonville as an unrestricted free agent on 3/16/16

PRO (Games played/started - 49/44, 1/1)

- In four NFL seasons, has appeared in 49 games with 44 starts at LT, RT and TE

2016 (w/ JAX - 4/4)

- 9/11 vs. G.B.:** Made his Jaguars debut, starting at LT
- 9/18 at S.D.:** Started at LT before exiting the game in the third quarter with a concussion
- 9/25 vs. BAL:** Inactive (concussion)
- 10/2 vs. IND:** Returned from injury to start at LT, helping the team rush for a season-high 136 yards
- 10/16 at CHI:** Started at LT

2015 (w/ PIT - 6/6)

Placed on the team's injured reserve due to a left knee injury on Oct. 19

- 9/10 at N.E.:** Started third straight season-opening game on the offensive line ... Was part of an offensive line that helped the Steelers have a 300-yard passer, 100-yard rusher and 100-yard receiver
- 9/20 vs. S.F.:** Was part of an offensive line that did not allow a sack and blocked for an offense that gained 453 net yards

2014 (w/ PIT - 16/16, 1/1)

Started at LT in all 16 games during the regular season ... Started at LT in postseason debut vs. Baltimore in the AFC Wild Card Game

- 9/7 vs. CLE:** Started on the offensive line that helped pave the way for RB **Le'Veon Bell** to eclipse the 100-yard rushing mark
- 9/21 at CAR:** Was part of an offensive line that allowed only one sack ... Helped block for 264 rushing yards, including two 100-yard performances from Bell and LB **LaGarrette Blount**
- 10/26 vs. IND:** Was part of an offensive line that allowed zero sacks in 49 pass attempts and allowed QB **Ben Roethlisberger** to throw for team records in completions (40), passing yards (522) and passing touchdowns (6)
- 11/02 vs. BAL:** Was part of an offensive line that helped block for Roethlisberger to throw six touchdowns and to total an NFL record 12 touchdown passes in back-to-back games
- 11/17 at TEN:** Was part of an offensive line that helped pave the way for Bell to record the fourth-highest single-game rushing total in team history (204 yards)
- 12/07 at CIN:** Was part of an offensive line that allowed zero sacks in 39 pass attempts
- 12/28 vs. CIN:** Was part of offensive line that allowed zero sacks in 38 pass attempts

2013 (w/ PIT - 15/12)

Played in 15 games, making 12 starts (11 at LT and one at TE)

- 9/8 vs. TEN:** Saw action at C in placed of injured C **Maurkice Pouncey**
- 10/13 at NYJ:** Made his first career start at LT and was part of an offensive line that helped control the football for 35:49
- 11/03 at N.E.:** Was part of an offensive line that helped the Steelers amass a season-high 479 net yards
- 11/17 vs. DET:** Was part of an offensive line that helped produce four scoring drives of 60+ yards
- 11/24 at CLE:** Member of an offensive line that did not allow a sack
- 11/28 at BAL:** Was part of an offensive line that produced touchdown drives on three of the final four possessions
- 12/22 at G.B.:** Was part of an offensive line that helped block for a Steelers' rushing attack to gain a season-high 151 yards
- 12/28 vs. CLE:** Was part of an offensive line that allowed one sack or less for the third straight game

2012 (w/ PIT - 7/5)

Appeared in seven games, and started the final five contests at RT as a rookie

- 9/23 at OAK:** Saw action on special teams and on the offensive line for the first time in his career, filling in at RT for injured RT **Marcus Gilbert** and **Mike Adams**
- 12/2 at BAL:** Made his first career start at RT for the injured Adams

COLLEGE (at Southern Methodist, 2007-11)

- Started all 52 games in four seasons
- As a senior, was named to Conference USA All-Academic team and selected to the

PLAYER BIOS

12 ARRELIIOUS BENN

WIDE RECEIVER

6-2 220 LBS.

ILLINOIS

BORN SEPTEMBER 8, 1988

WASHINGTON, D.C.

ACQ: FREE AGENT 2015

EXP: 6TH YEAR



TRANSACTIONS

Originally drafted by Tampa Bay in the second round (39th overall) of the 2010 draft ... Traded to Philadelphia on 3/15/13 ... Waived on 5/16/14 ... Signed by Philadelphia as a free agent on 5/19/14 ... Waived on 9/6/14 ... Signed by Jacksonville as a free agent on 1/5/15 ... Placed on injured reserve on 8/24/15 ... Released on 9/3/16 ... Signed on 9/4/16.

PRO (Games played/started - 42/24)

- Fifth-year WR has played in 42 games with 24 starts in Tampa Bay and Jacksonville
- Also spent time with Philadelphia from 2013-14
- Career totals include 62 receptions for 923 yards (14.9 avg.) and six TDs
- Added 13 kickoff returns for 23.5 avg. and 15 rushes for 44 yards
- Has 13 career receptions of 25-plus yards and four of 50-plus yards

2016 (w/ JAX - 5/0)

- **9/11 vs. G.B.:** Made his Jaguars debut and made one special teams tackle
- **9/18 at S.D.:** Had one reception for nine yards and played on special teams
- **9/25 vs. BAL:** Played 21 snaps on special teams
- **10/2 vs. IND:** Posted one reception for one yard ... Played 20 snaps on special teams and made one special teams tackle
- **10/16 at CHI:** Posted the game-winning 51-yard touchdown reception with 2:58 remaining in the fourth quarter

2015 (w/ JAX - IR)

Spent training camp and preseason with Jacksonville and was placed on injured reserve on Sept. 6

2014 (w/ PHI - IR)

Spent preseason with Philadelphia and was placed on injured reserve on Aug. 29 and received an injury settlement on Sept. 6

2013 (w/ PHI - IR)

Missed the entire season with an ACL injury suffered in training camp

2012 (w/ T.B. - 8/1)

Played in eight games with one start in his final season with Tampa Bay ... Totaled four receptions for 26 yards, three rushes for 16 yards and 13 kickoff returns for 23.5-yard average ... Missed the final half of the season after being placed on injured reserve with shoulder and knee injuries

2011 (w/ T.B. - 14/14)

Started all 14 games played and produced a career-high 30 receptions for 441 yards and three TDs

- **10/16 vs. N.O.:** Registered a season-high 83 yards on three receptions including a 65-yard TD catch
- **11/20 at G.B.:** Recorded a season-high two catches of 25-plus yards and finished with 75 yards on five receptions

2010 (w/ T.B. - 15/9)

• Played in 15 games with nine starts as a rookie

• Registered 25 receptions for 395 yards and two TDs along with 35 yards on six carries

- **9/12 vs. CLE:** Made NFL debut
- **11/7 vs. ATL:** Scored his first career TD (13 yards)
- **12/12 at WAS:** Had a career-high 122 yards on four receptions and his only career 100-yard receiving game including a career-long 64-yard catch

COLLEGE (at Illinois, 2007-09)

- Three-year letterman at Illinois
- Declared for the draft following his junior season
- Ranked fourth in school history with 3,613 all-purpose yards
- Finished his career with 159 receptions for 2,221 yards and seven TDs
- Saw action as a true freshman and earned Big Ten Freshman of the Year honors

PERSONAL

- Attended Dunbar High School in Washington, D.C.
- Named USA Today first-team All-American and was also a Parade All-American Five-star player by Rivals.com and ranked as the No. 2 WR in the country by Rivals.com
- Son of Denise Benn

REGULAR SEASON CAREER STATISTICS

YEAR	TEAM	GP/GS	RECs	YDS	AVG.	LG	TD
2010	T.B.	15/9	25	395	15.8	64	2
2011	T.B.	14/14	30	441	14.7	65t	3
2012	T.B.	8/1	4	26	6.5	9	0
2016	JAX	5/0	3	61	20.3	51t	1
NFL totals: 6 yrs.		42/24	62	923	14.3	65t	6

Additional statistics: 15 rushes for 44 yards (2.9 avg.)

CAREER HIGHS

	GAME	SEASON
Receptions:	5 (11/20/11 at G.B.)	30 (2011)
Receiving yards:	122 (12/12/10 at WAS)	441 (2011)
Receiving touchdowns:	1 (six times, last: 10/16/16 at CHI)	3 (2011)

2016 GAME-BY-GAME STATISTICS

DATE	OPP	RECs	YDS	AVG.	LG	TD
09/11	vs. Green Bay	0	0	0.0	0	0
09/18	at San Diego	1	9	9.0	9	0
09/25	vs. Baltimore	0	0	0.0	0	0
10/02	vs. Indianapolis	1	1	1.0	1	0
BYE WEEK						
10/16	at Chicago	1	51	51.0	51t	1
10/23	vs. Oakland					
10/27	at Tennessee					
11/06	at Kansas City					
11/13	vs. Houston					
11/20	at Detroit					
11/27	at Buffalo					
12/04	vs. Denver					
12/11	vs. Minnesota					
12/18	at Houston					
12/24	vs. Tennessee					
01/01	at Indianapolis					
2016 totals:		3	61	20.3	51t	1

Additional statistics: Two special teams tackles

2012 GAME-BY-GAME STATISTICS

DATE	GAME	RECs	YDS	AVG.	LG	TD
09/09	vs. Carolina			ina		
09/16	at N.Y. Giants	0	0	0.0	0	0
09/23	at Dallas	1	8	8.0	8	0
09/30	vs. Washington	3	18	6.0	9	0
BYE WEEK						
10/14	vs. Kansas City	0	0	0.0	0	0
10/21	vs. New Orleans	0	0	0.0	0	0
10/25	at Minnesota	0	0	0.0	0	0
11/04	at Oakland	0	0	0.0	0	0
11/11	vs. San Diego			ina		
11/18	at Carolina	0	0	0.0	0	0
11/25	vs. Atlanta			IR		
12/02	at Denver			IR		
12/09	vs. Philadelphia			IR		
12/16	at New Orleans			IR		
12/23	vs. St. Louis			IR		
12/30	at Atlanta			IR		
2012 totals:		4	26	6.5	9	0

Additional statistics: three rushes for 16 yards (5.3 avg.); three kick returns for 16 yards (5.3 avg.)

PLAYER BIOS



2011 GAME-BY-GAME STATISTICS

DATE	GAME	RECS	YDS	AVG.	LG	TD
09/11	vs. Detroit	4	27	6.8	10	0
09/18	at Minnesota	1	25	25.0	25T	1
09/25	vs. Atlanta	3	19	6.3	13	0
10/03	vs. Indianapolis	1	43	43.0	43	0
10/09	at San Francisco	3	46	15.3	33	0
10/16	vs. New Orleans	3	83	27.7	65T	1
10/23	vs. Chicago	0	0	0.0	0	0
	BYE WEEK					
11/06	at New Orleans	2	22	11.0	16	0
11/13	vs. Houston	2	47	23.5	33	0
11/20	at Green Bay	5	75	15.0	37	0
11/27	at Tennessee	1	-3	-3.0	-3	0
12/04	vs. Carolina	3	46	15.3	38	0
12/11	at Jacksonville	1	7	7.0	7	0
12/17	vs. Dallas			ina		
12/24	at Carolina	1	4	4.0	4T	1
12/30	at Atlanta			IR		
2011 totals:		30	441	14.7	65	3

Additional statistics: six rushes for -7 yards (-1.2 avg.)



2010 GAME-BY-GAME STATISTICS

DATE	GAME	RECS	YDS	AVG.	LG	TD
09/12	vs. Cleveland	0	0	0.0	0	0
09/19	at Carolina	0	0	0.0	0	0
09/26	vs. Pittsburgh	3	33	11.0	13	0
	BYE WEEK					
10/10	at Cincinnati	2	25	12.5	18	0
10/17	vs. New Orleans	1	9	9.0	9	0
10/24	vs. St. Louis	1	9	9.0	9	0
10/31	at Arizona	1	53	53.0	53	0
11/07	at Atlanta	1	14	14.0	14T	1
11/14	vs. Carolina	2	29	14.5	21	1
11/21	at San Francisco	2	14	7.0	7	0
11/28	at Baltimore	3	9	3.0	9	0
12/05	vs. Atlanta	1	28	28.0	28	0
12/12	at Washington	4	122	30.5	64	0
12/19	vs. Detroit	3	34	11.3	13	0
12/26	vs. Seattle	1	16	16.0	16	0
2010 totals:		25	395	15.8	64	2

Additional statistics: six rushes for 25 yards (5.8 avg.)

PLAYER BIOS

5

BLAKE BORTLES

QUARTERBACK

6-5 245 LBS.


CENTRAL FLORIDA

BORN APRIL 28, 1992

OVIDO, FLORIDA

ACQ: 1ST ROUND OF 2014 DRAFT (3RD)

EXP: 3RD YEAR



TRANSACTIONS

Originally drafted by Jacksonville in the first round (3rd overall) of the 2014 draft

PRO (Games played/started - 35/34)

- Third-year QB started the final 13 games as a rookie and every game of the 2015 season after being selected with the third overall pick in 2014
- Ranks fourth in career passing yards (8,657), pass attempts (1,274), pass completions (753), passing touchdowns (54) and third in completion percentage (59.1) in franchise history
- The first player in franchise history to have multiple games with four-plus passing TDs (three games)

2016 (w/ JAX - 5/5)

- **9/11 vs. G.B.:** Completed 24-of-39 passes (61.5 comp. pct.) for 320 yards, one TD and one INT for an 85.4 passer rating ... His 187 first-half passing yards were most for his career ... His 320 yards are the most by a Jaguars QB on kickoff weekend in franchise history
- **9/18 at S.D.:** Completed 31-of-50 passes (62.0 comp. pct.) for 329 yards, two TDs and two INTs for a 77.8 passer rating
- **9/25 vs. BAL:** Completed 24-of-38 passes (63.2 comp. pct.) for 194 yards, two TDs and three INTs for a 60.6 passer rating ... Eclipsed 50 career passing TDs in his 33rd career game, becoming the fastest Jaguars QB to 50 career passing TDs, surpassing the previous mark set by **Mark Brunell** (41 games)
- **10/2 vs. IND:** Completed 19-of-33 passes (57.6 comp. pct.) for 207 yards and two TDs ... Posted a season-best 96.4 passer rating ... Rushed seven times for 36 yards and his third career rushing TD
- **10/16 at CHI:** Completed 20 of 33 passes (60.6 comp. pct.) for 271 yards, one TD and one INT for an 84.3 passer rating ... Trailing 16-10 with 3:18 remaining in the fourth quarter, Bortles engineered a four-play, 78-yard drive that culminated in a 51-yard TD pass to WR **Arrelious Benn** with 2:58 remaining ... The victory marked Bortles' fifth come-from-behind fourth-quarter victory

2015 (w/ JAX - 16/16)

Completed 355 of 606 passes (58.6 comp. pct.) for 4,428, 35 TDs and 18 INTs for an 88.2 passer rating ... Set single-season franchise records for yards, completions, attempts and touchdowns ... Threw a TD in 15 straight games from 9/13/15 to 12/27/15, the longest streak in franchise history ... Threw for the NFL's second-most passing TDs (35) in 2015, behind only New England's **Tom Brady** ... Joins **Dan Marino** (1984) as the only first- or second-year QBs in NFL history to throw for 4,400-plus yards and 35-plus TDs in a single season ... Became the youngest QB in NFL history to throw for 4,000-plus yards and 35-plus TDs and rush for 300-plus yards in a season. ... The only other players in NFL history to achieve the feat are **Daunte Culpepper** (2004) and **Steve Young** (1998) ... Finished the season with 72 completions of 20-plus yards, the most in the NFL and the most in a season in Jaguars history (the previous record for completions of 20-plus yards by a Jaguars QB was 44, set by **Mark Brunell** in 1997 and 2001 and **David Garrard** in 2004) ... Threw for 300-plus yards on six occasions in 2015, tied for the most 300-yard passing games by a Jaguars QB in a single season ... Youngest QB in NFL history to throw for at least 25 TDs and rush for at least one TD in a single season

- **9/13 vs. CAR:** Became the second QB in franchise history to start on opening day before turning 24 years old ... Completed 22-of-40 for 183 yards and 1 TD, while also rushing four times for 26 yards (6.5 rush avg.) ... Surpassed 3,000 career passing yards on a 6-yard TD completion to **Rashad Greene** in the second quarter ... His 22 completions are tied for the seventh-most in a season opener in franchise history
- **9/20 vs. MIA:** Completed 18-of-33 for 273 yards and two TDs ... Captained his second career fourth-quarter game-winning drive, marching the Jaguars 66 yards on nine plays to set up K **Jason Myers**' game-winning 28-yard FG with :40 left
- **10/4 at IND:** Completed 28-of-50 passes (56.0 comp. pct.) for 298 yards and one TD for an 80.2 passer rating ... The 50 pass attempts by Bortles were the most of his career and the fifth-most in franchise history ... Joins **Byron Leftwich** (54), **Mark Brunell** (52, 50) and **Chad Henne** (51, 51) as the only players in Jaguars history to register 50-plus pass attempts in a single game
- **10/11 at T.B.:** Completed 23-of-33 passes (69.7 comp. pct.) for 303 yards, four TDs and one INT ... First time in Bortles' 19-game career that he threw three or more touchdowns ... Bortles joins **Mark Brunell** (11/29/98), **David Garrard** (10/31/10), **Quinn Gray** (12/30/07) and **Chad Henne** (11/18/12) as the only Jaguars quarterbacks to throw for four touchdowns in a single game
- **10/18 vs. HOU:** Completed 30-of-53 passes for 331 yards, three TDs and three INTs ... His 53 pass attempts were the second-most in franchise history and most since **Byron Leftwich** recorded 54 on 10/10/04 at San Diego

... Has thrown for 300+ yards in back-to-back games for the first time in his career

- **10/25 vs. BUF:** Completed 13-of-29 passes for 182 yards, 2 TDs and one INT ... Threw a 31-yard game-winning touchdown pass to WR **Allen Hurns** with 2:25 remaining in the fourth quarter
- **11/8 at NYJ:** Completed 24 of 40 passes for a career-high 381 yards, two TDs and two INTs ... 381 passing yards were fourth-most in franchise history ... Joins **Mark Brunell** as the only QBs in franchise history to throw for 375-plus yards in a single game ... Has thrown for two-plus touchdowns in four consecutive games, tying the franchise record for most consecutive games with two-plus passing TDs (**Chad Henne** in 2013 and **David Garrard** in 2007)
- **11/19 vs. TEN:** Completed 21 of 30 passes for 242 yards, one TD and one INT for a 91.2 passer rating ... His fourth-quarter TD pass to **Julius Thomas** was his 20th of the season, placing him with **David Garrard** (23 in 2010) and **Mark Brunell** (20 in 1998 and 2000) as the only QBs in Jaguars history to throw for 20-plus TD passes in a season
- **11/29 vs. S.D.:** Completed 30-of-49 passes for 329 yards, two TDs and one INT ... The fourth game with at least 300 passing yards and two passing TDs in 2015, the most such games ever in Jaguars single-season history
- **12/6 at TEN:** Completed 24-of-36 passes for 322 yards and a career-high five TDs ... Became the youngest player in NFL history to throw for 320-plus yards, five-plus TDs and zero INTs in a single game ... His five TDs is the most by a Jaguars QB in a single game ... Joins **Dan Marino** (22, 1984) and **Matthew Stafford** (23, 2011) as the only QBs age 23-or-younger in NFL history to throw for 27 or more TDs through the first 12 games of the season ... Tallied a career-high 134.5 passer rating
- **12/13 vs. IND:** Completed 16 of 30 passes (58.3 completion pct.) for 250 yards and three TDs for a 114.6 passer rating ... Joins **Dan Marino** (36, 1984) and **Kurt Warner** (34, 1999) as the only first- or second-year QBs to throw for 30-plus passing TDs through 13 games in a season ... Bortles (23) and **Marino** (22) are the only players age 23-or-younger to throw for 30-plus TDs through 13 games in a season ... Bortles' fourth career game with a passer rating of 100-plus and his fourth career game with three-plus passing TDs ... Has become the first player in Jaguars history to throw for three-plus TDs and zero INTs in back-to-back games
- **12/27 at N.O.:** Completed 27-of-35 passes (77.1 comp. percentage) for 368 yards, four TDs and two INTs for a passer rating of 124.5, his third highest of the season ... Bortles' 77.1 comp. percentage was the second-highest in his NFL career ... In the second half, completed 18-of-21 passes (85.7 comp. percentage) for 288 yards, three TDs and zero INTs for a perfect 158.3 passer rating

2014 (w/ JAX - 14/13)

Set franchise single-season records for a rookie with 2,908 passing yards and 280 completions while throwing for 11 TDs ... Led all NFL QBs with a 7.48 average per rush, rushing 56 times for 419 yards ... Marked the highest single-season rushing average by a QB in team history and his 419 rushing yards were second-most in team history (480, **Mark Brunell**, 1995) ... Finished with 37 completions of 20-plus yards ... Became 16th QB in Jaguars history to start a game and was one of seven rookie QBs to make their NFL debut in 2014 ... Took over as the team's starting QB in Week 4 and started the final 13 games ... Was 280 of 475 passing for 2,908 yards with 11 TDs/17 INTs and 69.5 rating ... Had 21 completions of 25-plus yards ... Rushed for 419 yards on 56 carries (7.48 avg.), the highest average by a NFL QB and second-most rushing yards by a Jaguars QB in a season

- **9/7 at PHI:** Dressed but did not play in season-opener
- **9/14 at WAS:** Dressed but did not play
- **9/21 vs. IND:** Made his NFL debut after he was inserted into the lineup to start the second half and finished 14 of 24 passing for 223 yards with two TDs/two INTs for an 82.5 passer rating ... Had four completions of 20-plus yards including a 63-yard TD pass to **Allen Hurns** ... Also had 30 rushing yards including 20-yard rush ... Engineered the offense to 289 yards in the second half after the club managed only 55 yards in the first half
- **9/28 at SD:** Made first career start and totaled 29 of 37 passing for 254 yards with one TD and two INTs for an 81.7 passer rating ... Completed 78.4 percent of his passes, the highest in NFL history for a rookie quarterback in his first career start with a minimum 30 attempts ... Hooked up with TE **Nic Jacobs** for a two-yard score in the second quarter ... Had five carries for 24 yards ... His 29 completions set single-game franchise record by a rookie and his completions, attempts and yards were most by a Jaguars rookie QB in first career start
- **10/5 vs. PIT:** Started at QB for first time at home and was 22 of 36 passing for 191 yards with two INTs for a 52.0 rating
- **10/12 at TEN:** Threw for 336 yards and one TD on 32 of 46 passing (69.6 pct.), tying **Byron Leftwich** (10/5/03 vs. San Diego) for most passing yards by a rookie in team history ... His 46 attempts and 32 completions were the most in franchise history by a rookie ... Had a 59-yard completion to TE **Clay Harbor** and hooked up with Harbor for a 20-yard TD pass in the fourth quarter ... Marked first AFC South start ... Led team in rushing with five carries for 38 yards
- **10/19 vs. CLE:** Was 17 of 31 passing for 159 yards with one TD and 3 INTs ... Had 31-yard TD pass to WR **Allen Robinson** in the second quarter ... Added five carries for 37 yards with a long of 18 yards. Had four completions of 20-plus yards
- **10/26 vs. MIA:** Threw for 221 yards and one TD on 18 of 34 passing ... Had two INTs, both returned for scores ... Hooked up with **Allen Robinson** for a 48-yard TD in the fourth quarter
- **11/2 at CIN:** Posted a career-best 96.4 rating on 22 of 33 passing (66.7 pct.) with two TDs and one INT ... Had TD passes to **Allen Hurns** of 40 and 18 yards
- **11/9 vs. DAL:** Completed 22 of 37 passes for 290 yards with one INT for a 73.0 rating ... Had four completions of 20-plus yards including a 53-yard pass to WR **Cecil Shorts**

PLAYER BIOS

- **11/23 at IND:** Threw for 146 yards on 15 of 27 passing
- **11/30 vs. NYG:** Completed 21 of 35 passes for 194 yards with one TD for an 84.7 rating ... Had first career fourth-quarter comeback win, leading team on a 11-play, 70-yard drive that culminated with a **Josh Scobee** FG ... Had a 30-yard TD pass to **Marqise Lee** in the third quarter and finished with four completions of 20-plus yards ... Added a career-high 68 rushing yards on five carries including a 29-yard rush ... Became only the third starting rookie quarterback to lead his team to a comeback win of 21 or more points since at least 1970
- **12/7 vs. HOU:** Was 20 of 39 passing for 205 yards with one TD for a 64.6 rating ... Had a four-yard TD pass to **Allen Hurns** in the first quarter, his first career TD pass in the first quarter ... Had three completions of 20-plus yards
- **12/14 at BAL:** Had three completions of 20-plus yards and finished 21 of 37 passing for 210 yards with one INT for a 61.8 rating
- **12/18 vs. TEN:** Earned first career division win, throwing for 115 yards and one TD ... Had a 34-yard completion to **Marqise Lee** in the third quarter ... Had five carries for 50 yards with runs of 19, 15 and 13 yards
- **12/28 at HOU:** Threw for 117 yards in season-finale on 14 of 33 passing and led team with 61 yards on three carries (20.3 avg.) ... Had a 34-yard rush in the fourth quarter, his longest rush of his career ... Set single-season franchise-record for passing yards by a rookie with 2,908

COLLEGE (at Central Florida, 2011-13)

- Played in 37 games with 30 starts
- Declared for the NFL Draft following his junior season
- Compiled a 22-5 record as a starter
- Career totals included 585 of 891 passing for 7,598 yards with 56 TDs/19 INT
- Ranked fourth in school history for passing yards and TDs
- As a junior, finished 259 of 382 passing (67.8 pct.) for 3,581 yards with 25 TDs/9 INTs and led team to a 12-1 mark and a Fiesta Bowl win
- Named MVP of the Fiesta Bowl with a win over Baylor, throwing for 301 yards and three TDs
- Majored in Interpersonal/Organizational Communication and minored in Sports and Fitness

PERSONAL

- Attended Oviedo High School where he finished his career by setting Seminole County records with 5,576 yards and 53 TDs
- Captured MVP award at the Central Florida All-Star game following senior year
- Also lettered in baseball
- His brother, Colby, plays baseball at Mississippi
- Son of Suzy and Rob Bortles
- Twitter handle is @BBortles5



REGULAR SEASON CAREER STATISTICS

PASSING

YEAR	TEAM	P/S	COMP	ATT	PCT	YDS	AVG	TD	INT	SK	RTG
2014	JAX	14/13	280	475	58.9	2,908	6.1	11	17	55	69.5
2015	JAX	16/16	355#	606#	58.6	4,428#	7.3	35#	18	51	88.2
2016	JAX	5/5	118	193	61.1	1,321	6.8	8	7	14	80.3
NFL totals: 3 yrs.		35/34	753	1,274	59.1	8,657	6.8	54	42	120	80.0

single-season franchise record

RUSHING

YEAR	TEAM	W-L*	ATT	YDS	AVG	TD
2014	JAX	3-10	56	419	7.5	0
2015	JAX	5-11	52	310	6.0	2
2016	JAX	2-3	18	90	5.0	1
NFL totals: 3 yrs.		10-24	126	819	6.5	3

* games started



CAREER HIGHS

	GAME	SEASON
Passing completions:	32 (10/12/14 at TEN)	355 (2015)
Passing attempts:	50 (two times, last: 9/18/16 at S.D.)	606 (2015)
Passing percentage:	78.4 (9/28/14 at S.D.)	58.9 (2015)
Passing yards:	381 (11/8/15 at NYJ)	4,428 (2015)
Passing touchdowns:	5 (12/6/15 at TEN)	35 (2015)
Passer rating:	134.5 (12/6/15 at TEN)	88.2 (2015)
Rushing attempts:	6 (three times, last: 12/20/15 vs. ATL)	56 (2014)
Rushing yards:	44 (12/20/15 vs. ATL)	419 (2014)
Rushing touchdowns:	1 (three times, last: 10/2/16 vs. IND)	2 (2015)



2016 GAME-BY-GAME STATISTICS

PASSING

DATE	OPP	P/S	COMP	ATT	PCT	YDS	AVG	TD	INT	SK	RTG
09/11	vs. G.B.	1/1	24	39	61.5	320	8.2	1	1	3	85.4
09/18	at S.D.	1/1	31	50	62.0	329	6.6	2	2	2	77.8
09/25	vs. BAL	1/1	24	38	63.2	194	5.1	2	3	4	60.6
10/02	vs. IND	1/1	19	33	57.6	207	6.3	2	0	3	96.4
BYE WEEK											
10/16	at CHI	1/1	20	33	60.6	271	8.2	1	1	2	84.3
10/23	vs. OAK										
10/27	at TEN										
11/06	at K.C.										
11/13	vs. HOU										
11/20	at DET										
11/27	at BUF										
12/04	vs. DEN										
12/11	vs. MIN										
12/18	at HOU										
12/24	vs. TEN										
01/01	at IND										
2016 totals:		5/5	118	193	61.1	1,321	6.8	8	7	14	80.3

RUSHING

DATE	OPP	W/L	ATT	YDS	AVG	TD
09/11	vs. G.B.	0-1	2	2	1.0	0
09/18	at S.D.	0-1	3	34	11.3	0
09/25	vs. BAL	0-1	3	17	5.7	0
10/02	vs. IND	1-0	7	36	5.1	1
BYE WEEK						
10/16	at CHI	1-0	3	1	0.3	0
10/23	vs. OAK					
10/27	at TEN					
11/06	at K.C.					
11/13	vs. HOU					
11/20	at DET					
11/27	at BUF					
12/04	vs. DEN					
12/11	vs. MIN					
12/18	at HOU					
12/24	vs. TEN					
01/01	at IND					
2016 totals:		2-3	18	90	5.0	1

PLAYER BIOS

2015 GAME-BY-GAME STATISTICS

PASSING

DATE	OPP	P/S	COMP	ATT	PCT	YDS	AVG	TD	INT	SK	RTG
09/13	vs. CAR	1/1	22	40	55.0	183	4.6	1	2	5	54.5
09/20	vs. MIA	1/1	18	33	54.5	273	8.3	2	0	0	102.2
09/27	at N.E.	1/1	17	33	51.5	242	7.3	2	1	2	83.1
10/04	at IND	1/1	28	50	56.0	298	6.0	1	0	1	80.2
10/11	at T.B.	1/1	23	33	69.7	303	9.2	4	1	6	125.4
10/18	vs. HOU	1/1	30	53	56.6	331	6.2	3	3	3	70.6
10/25	vs. BUF	1/1	13	29	44.8	182	6.3	2	1	2	74.2
	BYE WEEK										
11/08	at NYJ	1/1	24	40	60.0	381	9.5	2	2	6	87.6
11/15	at BAL	1/1	22	45	48.9	188	4.2	2	1	3	65.8
11/19	vs. TEN	1/1	21	30	70.0	242	8.1	1	1	4	91.2
11/29	vs. S.D.	1/1	30	49	61.2	329	6.7	2	1	2	86.2
12/06	at TEN	1/1	24	36	66.7	322	8.9	5*	0	2	134.5
12/13	vs. IND	1/1	16	30	53.3	250	8.3	3	0	3	114.6
12/20	vs. ATL	1/1	23	38	60.5	297	7.8	1	1	2	82.9
12/27	at N.O.	1/1	27	35	77.1	368	10.5	4	2	2	124.5
01/03	at HOU	1/1	17	32	53.1	239	7.5	0	2	8	51.4
2015 totals:	16/16	355#	606#	58.6	4,428#	7.3	35#	18	51	88.2	

* single-game franchise record
single-season franchise record

RUSHING

DATE	OPP	W/L	ATT	YDS	AVG	TD
09/13	vs. CAR	L	4	26	6.5	0
09/20	vs. MIA	W	2	27	13.5	0
09/27	at N.E.	L	3	7	2.3	0
10/04	at IND	L	4	31	7.8	0
10/11	at T.B.	L	1	21	21.0	0
10/18	vs. HOU	L	4	37	9.3	0
10/25	vs. BUF	W	5	-3	-0.6	0
	BYE WEEK					
11/08	at NYJ	L	4	32	8.0	0
11/15	at BAL	W	2	25	12.5	0
11/19	vs. TEN	W	2	9	4.5	0
11/29	vs. S.D.	L	6	33	5.5	0
12/06	at TEN	L	2	-1	-0.5	0
12/13	vs. IND	W	4	17	4.3	1
12/20	vs. ATL	L	6	44	7.3	1
12/27	at N.O.	L	3	5	1.7	0
01/03	at HOU	L	0	0	0.0	0
2015 totals:	5-11	52	310	6.0	2	

2014 GAME-BY-GAME STATISTICS

PASSING

DATE	OPP	P/S	COMP	ATT	PCT	YDS	AVG	TD	INT	SK	RTG
09/07	at PHI	0/0				DNP					
09/14	at WAS	0/0				DNP					
09/21	vs. IND	1/0	14	24	58.3	223	9.3	2	2	1	82.5
09/28	at S.D.	1/1	29	37	78.4	254	6.9	1	2	3	81.8
10/05	vs. PIT	1/1	22	36	61.1	191	5.3	0	2	1	52.0
10/12	at TEN	1/1	32	46	69.6	336	7.3	1	1	6	88.6
10/19	vs. CLE	1/1	17	31	54.8	159	5.1	1	3	2	40.3
10/26	vs. MIA	1/1	18	34	52.9	221	6.5	1	2	4	58.6
11/02	at CIN	1/1	22	33	66.8	247	7.5	2	1	1	96.4
11/09	vs. DAL	1/1	22	37	59.5	290	7.8	0	1	4	73.0
	BYE WEEK										
11/23	at IND	1/1	15	27	55.6	146	5.4	0	1	4	55.5
11/30	vs. NYG	1/1	21	35	60.0	194	5.5	1	0	7	84.7
12/07	vs. HOU	1/1	20	39	51.3	205	5.3	1	1	4	64.6
12/14	at BAL	1/1	21	37	56.8	210	5.7	0	1	8	61.8
12/18	vs. TEN	1/1	13	26	50.0	115	4.4	1	0	4	75.0
12/28	at HOU	1/1	14	33	42.4	117	3.5	0	0	5	52.2
2015 totals:	14/13	280	475	58.9	2,908	6.1	11	17	55	69.5	

RUSHING


DATE	OPP	W/L*	ATT	YDS	AVG	TD
09/07	at PHI			DNP		
09/14	at WAS			DNP		
09/21	vs. IND		2	30	15.0	0
09/28	at S.D.	L	5	24	4.8	0
10/05	vs. PIT	L	4	14	3.5	0
10/12	at TEN	L	5	38	7.6	0
10/19	vs. CLE	W	5	37	7.4	0
10/26	vs. MIA	L	6	48	8.0	0
11/02	at CIN	L	4	10	2.5	0
11/09	vs. DAL	L	3	3	1.0	0
	BYE WEEK					
11/23	at IND	L	5	24	4.8	0
11/30	vs. NYG	W	5	68	13.6	0
12/07	vs. HOU	L	3	10	3.3	0
12/14	at BAL	L	1	2	2.0	0
12/18	vs. TEN	W	5	50	10.0	0
12/28	at HOU	L	3	61	20.3	0
2015 totals:	3-10*	56	419	7.5	2	

* games started

PLAYER BIOS

59

ARTHUR BROWN



LINEBACKER

6-4 240 LBS.

KANSAS STATE

BORN JUNE 17, 1990

WICHITA, KANSAS

ACQ: WAIVERS (BALTIMORE) 2016

EXP: 4TH YEAR

TRANSACTIONS

Originally selected by Baltimore in the second round (56th overall) of the 2013 NFL Draft ... Waived on 9/3/16 ... Claimed off waivers by Jacksonville on 9/4/16

PRO (Games played/started - 39/0)

• Fourth-year LB has played in 39 games in Baltimore and Jacksonville and tallied 12 tackles (eight solo), 0.5 sacks and forced one fumble

2016 (w/ JAX - 5/0)

- **9/11 vs. G.B.:** Saw action on special teams
- **9/18 at S.D.:** Saw action on special teams and one snap at LB
- **9/25 vs. BAL:** Saw action on special teams and played five snaps at LB
- **10/2 vs. IND:** Saw action on special teams
- **10/16 at CHI:** Saw action on special teams

2015 (w/ BAL - 16/0)

Saw action in all 16 games, tallying two special teams tackles

2014 (w/ BAL - 4/0)

Played in four games, competing on special teams in each contest before being placed on injured reserve on 1/2/15

2013 (w/ BAL 14/0)

Finished with 12 tackles (eight solo), a half-sack and one forced fumble

- **12/8 vs. MIN:** Recorded two tackles and his first career forced fumble
- **11/10 vs. CIN:** Produced a career-high four tackles

COLLEGE (at Kansas State, 2010-12; at Miami Fla., 2008-09)

• Led team with 100 tackles (65 solo), adding four passes defended, two interceptions and one fumble recovery to earn all Big 12 and multiple first-team All-American accolades as a senior in 2012

• Selected as the conference's defensive player of the year by league coaches en route to an 11-2 overall record and Big 12 Championship title in 2012

• Recorded a team-leading 101 tackles, two sacks, one interception and two passes defended en route to earning first-team All-Big 12 honors and conference defensive newcomer of the year

• Transferred to Kansas State after two seasons at Miami (Fla.)

PERSONAL

• Brother, Bryce, who was a running back at Kansas State, played for Seattle in 2015 after being selected by Philadelphia in the seventh round of the 2012 NFL Draft

• Attended Wichita State (Kan.) High School, where he posted 151 tackles and 10 sacks as a senior

REGULAR SEASON CAREER STATISTICS

YEAR	TEAM	GP/GS	TKL	SOLO	ASST	ST	SACKS	FF	FR	PD	TFL
2013	BAL	14/0	12	8	4	3	0.5	1	0	0	0
2014	BAL	4/0	0	0	0	0	0.0	0	0	0	0
2015	BAL	16/0	0	0	0	2	0.0	0	0	0	0
2016	JAX	5/0	0	0	0	0	0.0	0	0	0	0
NFL totals: 4 yrs.		39/0	12	8	4	5	0.5	1	0	0	0

2016 GAME-BY-GAME STATISTICS

DATE	OPP	TKL	SOLO	ASST	ST	SACKS	FF	FR	PD	TFL
09/11	vs. Green Bay	0	0	0	0	0.0	0	0	0	0
09/18	at San Diego	0	0	0	0	0.0	0	0	0	0
09/25	vs. Baltimore	0	0	0	0	0.0	0	0	0	0
10/02	vs. Indianapolis	0	0	0	0	0.0	0	0	0	0
BYE WEEK										
10/16	at Chicago	0	0	0	0	0.0	0	0	0	0
10/23	vs. Oakland									
10/27	at Tennessee									
11/06	at Kansas City									
11/13	vs. Houston									
11/20	at Detroit									
11/27	at Buffalo									
12/04	vs. Denver									
12/11	vs. Minnesota									
12/18	at Houston									
12/24	vs. Tennessee									
01/01	at Indianapolis									
2016 totals:		0	0	0	0	0.0	0	0	0	0

PLAYER BIOS

60

A.J. CANN

GUARD

6-3 315 LBS.

SOUTH CAROLINA

BORN OCTOBER 3, 1991

BAMBERG, SOUTH CAROLINA

ACQ: 3RD ROUND OF 2015 DRAFT (67TH)

EXP: 2ND YEAR



TRANSACTIONS

Originally drafted by Jacksonville in third round (67th overall) in 2015 draft

PRO (Games played/started - 20/18)

- Second-year G has started 18 of 20 games played, emerging as a starter in Week 4 of the 2015 season
- Highest drafted player from the University of South Carolina by the Jaguars

2016 (w/ JAX - 5/5)

- **9/11 at G.B.:** Started the team's season opener at RG
- **9/18 at S.D.:** Started at RG
- **9/25 vs. BAL:** Started at RG
- **10/2 vs. IND:** Started at RG and helped the team rush for a season-high 136 yards
- **10/16 at CHI:** Started at RG

2015 (w/ JAX - 15/13)

Rookie offensive lineman started 13 games at RG

- **10/4 at IND:** Made his first career start at RG, helping fellow rookie RB T.J. Yeldon rush for 100+ yards
- **10/25 vs. BUF:** Started at RG, helping RB T.J. Yeldon rush for a season-high 115 yards
- **12/13 vs. IND:** Started at RG, helping the Jaguars rush for a season-high 154 yards

COLLEGE (at South Carolina, 2010-15)

- Four-year starter, starting in 51 games, the second-most in school history (T.J. Johnson, 53)
- Three-time member of the SEC Fall Academic Honor Roll
- In 2014, named first-team All-America by Sporting News, ESPN.com and CBSSportsline.com, was a second-team All-American by Walter Camp, Associated Press and Sports Illustrated, and a third-team selection by College Sports Madness
- Earned first team All-SEC honors by the coaches and ESPN.com and was a second-team pick by the AP
- In 2013, voted a permanent team captain as a junior
- Majored in African American studies

PERSONAL

- Played on both sides of the ball for Head Coach Kevin Crosby at Bamberg-Ehrhardt (S.C.) High School
- Graded out at 96 percent with 60 knockdown blocks as an offensive tackle
- Did not give up a sack
- A.J. Cann's given name is Aaron
- Twitter handle is @AJCann50

PLAYER BIOS

37 JOHNATHAN CYPRIEN

SAFETY

6-0 223 LBS.

FLORIDA INTERNATIONAL

BORN JULY 29, 1990

NORTH MIAMI BEACH, FLORIDA

ACQ: 2ND ROUND OF 2013 DRAFT (33RD)

EXP: 4TH YEAR



- **12/1 at CLE:** Made first career INT, picking off **Brandon Weeden** in the second quarter ... Added nine tackles, one pass defended and one special teams tackle
- **12/5 vs. HOU:** Posted his second double-digit tackle game of the season, finishing with 10 tackles (seven solo) ... Added one special teams tackle
- **12/29 at IND:** Led team with three passes defended and added six solo tackles

COLLEGE (at Florida International, 2009-12)

- Four-year letterman
- Appeared in 50 career games, starting the final 45
- Career totals include a school-record 365 tackles, 22 passes defended, 13.5 tackles for a loss, seven INTs (one returned for a TD), a school-record six forced fumbles, two fumble recoveries and one sack
- His 213 solo tackles ranked fifth overall (second among DBs) among active NCAA FBS players
- First-team All-Sun Belt Conference selection
- Majored in physical therapy

TRANSACTIONS

Originally drafted by Jacksonville in the second round (33rd overall) of the 2013 draft.

PRO (Games played/started - 49/49)

- 2013 second-round pick has started 49 games in his first four seasons
- Career totals include 353 tackles (267 solo), three forced fumbles, two fumble recoveries, two INTs, three QB pressures, 12 passes defended and one sack
- Added six special teams tackles
- Third-highest drafted safety in team history behind **Reggie Nelson** (1st round, 21st overall, 2007) and **Donovin Darius** (1st round, 25th overall, 1998)

2016 (w/ JAX - 5/5)

- **9/11 vs. G.B.:** Started the team's season opener at SS and led the team with nine solo tackles
- **9/18 at S.D.:** Started at SS and made seven tackles (five solo) ... Recovered a fumble caused by rookie DE **Yannick Ngakoue's** strip-sack in the second quarter
- **9/25 vs. BAL:** Started at SS and made 10 tackles (nine solo), his 10th double-digit tackle game of his career
- **10/2 vs. IND:** Started at SS and made five tackles (four solo)
- **10/16 at CHI:** Started at SS and made six tackles (four solo) and one pass defended

2015 (w/ JAX - 14/14)

- Started 14 games at SS and finished with 107 tackles (77 solo), two passes defended, one interception, one tackle for loss, one forced fumble and one fumble recovery
- **9/13 vs. CAR:** Made four stops (three solo) in season debut
 - **10/4 at IND:** Returned from injury and made his second start of the season, tallying a team-high 14 tackles (11 solo) and his first career fumble recovery
 - **10/25 vs. BUF:** Made seven tackles (seven solo) and recorded a forced fumble that was recovered by S Josh Evans at the Jacksonville 4-yard line
 - **11/8 at NYJ:** Made 13 tackles (seven solo), including two tackles for loss and one pass defended
 - **12/6 at TEN:** Started at SS and made 11 tackles (seven solo)
 - **12/13 vs. IND:** Started at SS and made six tackles (two solo) ... Added one pass defended and one INT, which he returned 48 yards to the Indianapolis 1-yard line
 - **12/27 at N.O.:** Tied for the team lead with nine tackles (seven solo) in his 43rd start at SS
 - **1/3 at HOU:** Started at SS and finished with a team-high 14 tackles (six solo)

2014 (w/ JAX - 15/15)

- Led team in 2014 with a career-high 111 tackles, the third-most among NFL DBs ... Started 15 games at SS and registered a team-high 111 tackles (77 solo) along with four passes defended, five tackles for loss and three special teams tackles ... His 111 tackles ranked as third-most among NFL defensive backs
- **9/21 vs. IND:** Returned to action and tallied seven tackles (three solo)
 - **10/5 vs. PIT:** Tallied 10 tackles (eight solo) and added one special teams tackle
 - **10/12 at TEN:** Registered a career-high 14 tackles (11 solo) along with one tackle for loss and one pass defended. Added one special teams tackle
 - **10/26 vs. MIA:** Led team with nine solo tackle
 - **11/9 vs. DAL:** Tied for team-lead with five tackles
 - **11/23 at IND:** Made eight tackles (four solo) with one for a loss
 - **12/14 at BAL:** Had a team-high nine tackles (four solo) and added one pass defended
 - **12/28 at HOU:** Produced 11 tackles (seven solo) and two tackles for loss

2013 (w/ JAX - 15/15)

- Started 15 games at SS as a rookie ... Ranked second on the team with 98 tackles (82 solo) along with two forced fumbles, one INT, one sack, six passes defended, three QB hits and one tackle for loss
- **9/8 vs. KC:** Made NFL debut with start at SS and produced three solo tackles and one QB hit
 - **9/15 at OAK:** Led secondary with a career-high eight tackles and forced a fumble of RB **Darren McFadden** in the fourth quarter that was recovered by S **Dwight Lowery**
 - **9/22 at SEA:** Stripped QB **Russell Wilson** in the second quarter, forcing a fumble that was recovered by DT **Brandon Deaderick** ... Marked first career sack and second consecutive game with a forced fumble
 - **10/6 at STL:** Led team with a career-high 12 tackles, all solo
 - **11/17 vs. ARI:** Posted a team-high eight tackles (all solo)
 - **11/24 at HOU:** Finished with six tackles (four solo) and a season-high two passes defended

PERSONAL

- Attended North Miami Beach (Fla.) High School
- Team captain as a senior
- Played both SS and WR
- Honor Roll student
- Son of Roselaure and Kennel Cyprien
- One of five children

REGULAR SEASON CAREER STATISTICS

YEAR	TEAM	GP/GS	TKL	SOLO	ASST	SACKS	FF	FR	PD	INT
2013	JAX	15/15	98	82	16	1.0	2	0	6	1
2014	JAX	15/15	111*	77	34	0.0	0	0	3	0
2015	JAX	14/14	107	77	30	0.0	1	1	2	1
2016	JAX	5/5	37	31	6	0.0	0	1	1	0
NFL totals: 4 yrs.		49/49	353	267	86	1.0	3	2	12	2

* led team

CAREER HIGHS

	GAME	SEASON
Tackles:	14 (two times, last: 10/4/15)	111 (2014)
Sacks:	1.0 (9/22/13 at SEA)	1.0 (2013)
Interceptions:	1 (two times, last: 12/13/15 vs. IND)	1 (2013 & 2015)
Passes defended:	3 (12/29/13 at IND)	6 (2013)
Forced fumbles:	1 (three times, last: 10/25/15 vs. BUF)	2 (2013)
Fumble recoveries:	1 (two times, last: 9/18/16 at S.D.)	1 (2015 & 2016)

2016 GAME-BY-GAME STATISTICS

DATE	OPP	TKL	SOLO	ASST	ST	SACKS	FF	FR	PD	TFL
09/11	vs. Green Bay	9	9	0	0	0.0	0	0	0	0
09/18	at San Diego	7	5	2	0	0.0	0	1	0	0
09/25	vs. Baltimore	10	9	1	0	0.0	0	0	0	0
10/02	vs. Indianapolis	5	4	1	0	0.0	0	0	0	0
BYE WEEK										
10/16	at Chicago	6	4	2	0	0.0	0	0	1	0
10/23	vs. Oakland									
10/27	at Tennessee									
11/06	at Kansas City									
11/13	vs. Houston									
11/20	at Detroit									
11/27	at Buffalo									
12/04	vs. Denver									
12/11	vs. Minnesota									
12/18	at Houston									
12/24	vs. Tennessee									
01/01	at Indianapolis									
2016 totals:		37	31	6	0	0.0	0	1	1	0

PLAYER BIOS



2015 GAME-BY-GAME STATISTICS

DATE	OPP	TKL	SOLO	ASST	SACKS	FF	FR	PD	INT
09/13	vs. Carolina	4	3	1	0.0	0	0	0	0
09/20	vs. Miami				ina				
09/27	at New England				ina				
10/04	at Indianapolis	14	11	3	0.0	0	1	0	0
10/11	at Tampa Bay	5	4	1	0.0	0	0	0	0
10/18	vs. Houston	4	4	0	0.0	0	0	0	0
10/25	vs. Buffalo	7	7	0	0.0	1	0	0	0
	BYE WEEK								
11/08	at N.Y. Jets	13	7	6	0.0	0	0	1	0
11/15	at Baltimore	7	5	2	0.0	0	0	0	0
11/19	vs. Tennessee	7	7	0	0.0	0	0	0	0
11/29	vs. San Diego	3	3	0	0.0	0	0	0	0
12/06	at Tennessee	11	7	4	0.0	0	0	0	0
12/13	vs. Indianapolis	6	2	4	0.0	0	0	1	1
12/20	vs. Atlanta	5	5	0	0.0	0	0	0	0
12/27	at New Orleans	9	7	2	0.0	0	0	0	0
01/03	at Houston	14	6	8	0.0	0	0	0	0
2015 totals:		107	77	30	0.0	1	1	2	1



2014 GAME-BY-GAME STATISTICS

DATE	OPP	TKL	SOLO	ASST	SACKS	FF	FR	PD	INT
09/07	at Philadelphia	0	0	0	0.0	0	0	0	0
09/14	at Washington				ina				
09/21	vs. Indianapolis	7	3	4	0.0	0	0	0	0
09/28	at San Diego	6	4	2	0.0	0	0	0	0
10/05	vs. Pittsburgh	10	8	2	0.0	0	0	0	0
10/12	at Tennessee	14	11	3	0.0	0	0	1	0
10/19	vs. Cleveland	4	4	0	0.0	0	0	0	0
10/26	vs. Miami	9	9	0	0.0	0	0	0	0
11/02	at Cincinnati	9	4	5	0.0	0	0	0	0
11/09	vs. Dallas	5	5	0	0.0	0	0	0	0
	BYE WEEK								
11/23	at Indianapolis	8	4	4	0.0	0	0	0	0
11/30	vs. N.Y. Giants	7	6	1	0.0	0	0	0	0
12/07	vs. Houston	8	5	3	0.0	0	0	0	0
12/14	at Baltimore	9	4	5	0.0	0	0	0	0
12/18	vs. Tennessee	4	3	1	0.0	0	0	0	0
12/28	at Houston	11	7	4	0.0	0	0	0	0
2014 totals:		111	77	34	0.0	0	0	3	0



2013 GAME-BY-GAME STATISTICS

DATE	OPP	TKL	SOLO	ASST	SACKS	FF	FR	PD	INT
09/08	vs. Kansas City	3	3	0	0.0	0	0	0	0
09/15	at Oakland	8	7	1	0.0	1	0	0	0
09/22	at Seattle	7	3	4	1.0	1	0	0	0
09/29	vs. Indianapolis	5	4	1	0.0	0	0	0	0
10/06	at St. Louis	12	12	0	0.0	0	0	0	0
10/13	at Denver	5	5	0	0.0	0	0	0	0
10/20	vs. San Diego	5	4	1	0.0	0	0	0	0
10/27	vs. San Francisco	2	2	0	0.0	0	0	0	0
	BYE WEEK								
11/10	at Tennessee	3	2	1	0.0	0	0	0	0
11/17	vs. Arizona	8	8	0	0.0	0	0	0	0
11/24	at Houston	6	4	2	0.0	0	0	2	0
12/01	at Cleveland	9	8	1	0.0	0	0	1	1
12/05	vs. Houston	10	7	3	0.0	0	0	0	0
12/15	vs. Buffalo				ina				
12/22	vs. Tennessee	9	7	2	0.0	0	0	0	0
12/29	at Indianapolis	6	6	0	0.0	0	0	3	0
2013 totals:		98	82	16	1.0	2	0	6	1

PLAYER BIOS

22 AARON COLVIN

CORNERBACK
6-0 194 LBS.
OKLAHOMA
BORN OCTOBER 2, 1991
TULSA, OKLAHOMA
ACQ: 4TH ROUND OF 2014 DRAFT (114TH)
EXP: 3RD YEAR



TRANSACTIONS

Originally drafted by Jacksonville in the fourth round (114th overall) of the 2014 draft

PRO (Games played/started - 23/16)

- Third-year CB has seen action in 23 games with 16 starts
- Career totals include 103 tackles (86 solo), nine passes defended, 4.0 sacks, one forced fumble and one fumble recovery
- Began rookie season on reserve/physically unable to perform list after suffering an ACL injury while playing for the Jaguars coaching staff on the South squad at the Senior Bowl in 2014

2016 (w/ JAX - 1/0)

Missed the first four games of the season on the Reserve/Suspended by the Commissioner list

- **10/16 at CHI:** Made his season debut, posting five solo tackles, including one tackle for loss

2015 (w/ JAX - 16/15)

Started in 15 of 16 games at RCB, totaling 73 tackles (60 solo), seven passes defended, six tackles for loss and 4.0 sacks ... His 4.0 sacks are the most by an NFL DB since **Roman Harper's** 7.5 sacks in 2011 and the most by a Jaguars DB since **Aaron Beasley's** 5.0 sacks in 2000 (Colvin's 4.0 sacks are the second-most by a Jaguars DB in franchise history)

- **9/20 vs. MIA:** Made six tackles (five solo)
- **10/4 at IND:** Started at RCB, recording six tackles (five solo), including two tackles for loss, and his first career sack
- **10/11 at T.B.:** Started at RCB, tallying five tackles (five solo) and one sack
- **10/25 vs. BUF:** Made six tackles (six solo), including a sack-fumble that DE **Chris Clemons** returned for a TD ... Recorded the game-clinching PBU with 57 seconds remaining in the game to force a turnover on downs
- **11/8 at NYJ:** Made a season-high eight tackles (four solo), including one tackle for loss
- **11/19 vs. TEN:** Started at RCB, making seven tackles (seven solo), three passes defended and one sack
- **12/27 at N.O.:** Started at RCB and made a season-high nine tackles (five solo)

2014 (w/ JAX - 6/1)

Saw action in six games as a rookie and totaled 25 tackles (21 solo), two passes defended, two QB hits and one fumble recovery ... Placed on the reserve/physically unable to perform list on Aug. 26 and was activated to 53-man roster on Nov. 11

- **11/23 at IND:** Made NFL debut and saw action at CB and on special teams ... Finished with one solo tackle
- **11/30 vs. NYG:** Saw extensive action at CB ... Scored a TD on a 41-yard fumble return in the fourth quarter, his first career score ... It marked the fifth-longest fumble recovery for a touchdown in team history and longest since 2007 (77 yards, Daryl Smith, Oct. 14 vs. Houston)
- **12/7 vs. HOU:** Registered five tackles (four solo) and added one special teams tackle
- **12/18 vs. TEN:** Posted a career-high seven solo tackles and one pass defended

COLLEGE (at Oklahoma, 2010-13)

- Four-year letterman
- Appeared in 50 games with 36 starts
- Career totals include 234 tackles (170 solo), 15 tackles for a loss, 3.5 sacks, five INTs, one forced fumble, three fumble recoveries and 23 passes defended
- Started 35 of his last 36 games
- Named a semifinalist for the Thorpe Award as a senior, given to the top defensive back in college football
- Was All-Big 12 first-team selection by coaches, AP and the San Antonio Express-News
- Majored in communications

PERSONAL

- Attended Owasso (Okla.) High School
- Named a first-team All-State selection by Tulsa World and The Oklahoman as a senior in 2009
- Selected as the district 6A-4 defensive player of the year in 2009
- Last name is pronounced COLE-vin
- Son of Bryant and Lisa Colvin
- Twitter handle is @AColvin_22

REGULAR SEASON CAREER STATISTICS

YEAR	TEAM	GP/GS	TKL	SOLO	ASST	SACKS	FF	FR	PD	INT
2014	JAX	6/1	25	21	4	0.0	0	1	2	0
2015	JAX	16/15	73	60	13	4.0	1	0	7	0
2016	JAX	1/0	5	5	0	0.0	0	0	0	0
NFL totals: 3 yrs.		23/16	103	86	17	4.0	1	1	9	0

CAREER HIGHS

	GAME	SEASON
Tackles:	8 (11/8/15 at NYJ)	73 (2015)
Sacks:	1.0 (four times, last: 11/19/15 vs. TEN)	4.0 (2015)
Passes defended:	3 (11/19/15 vs. TEN)	7 (2015)
Forced fumbles:	1 (10/25/15 vs. BUF)	1 (2015)
Fumble recoveries:	1 (11/30/14 vs. NYG)	1 (2014)

2016 GAME-BY-GAME STATISTICS

DATE	OPP	TKL	SOLO	ASST	SACKS	FF	FR	PD	INT	
09/11	vs. Green Bay				--					
09/18	at San Diego				--					
09/25	vs. Baltimore				--					
10/02	vs. Indianapolis				--					
BYE WEEK										
10/16	at Chicago	5	5	0	0.00	0	0	0	0	
10/23	vs. Oakland									
10/27	at Tennessee									
11/06	Kansas City									
11/13	vs. Houston									
11/20	at Detroit									
11/27	at Buffalo									
12/04	vs. Denver									
12/11	vs. Minnesota									
12/18	at Houston									
12/24	vs. Tennessee									
01/01	at Indianapolis									
2016 totals:		5	5	0	0.0	0	0	0	0	

2015 GAME-BY-GAME STATISTICS

DATE	OPP	TKL	SOLO	ASST	SACKS	FF	FR	PD	INT	
09/13	vs. Carolina	2	1	1	0.0	0	0	0	0	
09/20	vs. Miami	6	5	1	0.0	0	0	0	0	
09/27	at New England	2	2	0	0.0	0	0	0	0	
10/04	at Indianapolis	6	5	1	1.0	0	0	0	0	
10/11	at Tampa Bay	6	5	1	1.0	0	0	0	0	
10/18	vs. Houston	4	4	0	0.0	0	0	0	0	
10/25	vs. Buffalo	6	6	0	1.0	1	0	1	0	
BYE WEEK										
11/08	at N.Y. Jets	8	4	4	0.0	0	0	0	0	
11/15	at Baltimore	4	3	1	0.0	0	0	0	0	
11/19	vs. Tennessee	7	7	0	1.0	0	0	3	0	
11/29	vs. San Diego	3	3	0	0.0	0	0	1	0	
12/06	at Tennessee	0	0	0	0.0	0	0	1	0	
12/13	vs. Indianapolis	2	2	0	0.0	0	0	0	0	
12/20	vs. Atlanta	3	3	0	0.0	0	0	0	0	
12/27	at New Orleans	9	5	4	0.0	0	0	0	0	
01/03	at Houston	5	4	1	0.0	0	0	1	0	
2015 totals:		73	60	13	4.0	1	0	7	0	

2014 GAME-BY-GAME STATISTICS

DATE	OPP	TKL	SOLO	ASST	SACKS	FF	FR	PD	INT	
09/07	at Philadelphia				PUP					
09/14	at Washington				PUP					
09/21	vs. Indianapolis				PUP					
09/28	at San Diego				PUP					
10/05	vs. Pittsburgh				PUP					
10/12	at Tennessee				PUP					
10/19	vs. Cleveland				PUP					
10/26	vs. Miami				PUP					
11/02	at Cincinnati				PUP					
11/09	vs. Dallas				PUP					
BYE WEEK										
11/23	at Indianapolis	1	1	0	0.0	0	0	0	0	
11/30	vs. N.Y. Giants	4	3	1	0.0	0	1	1	0	
12/07	vs. Houston	5	4	1	0.0	0	0	0	0	
12/14	at Baltimore	4	3	1	0.0	0	0	0	0	
12/18	vs. Tennessee	7	7	0	0.0	0	0	1	0	
12/28	at Houston	4	3	1	0.0	0	0	0	0	
2014 totals:		25	21	4	0.0	0	1	2	0	

PLAYER BIOS

61

SHELDON DAY



DEFENSIVE TACKLE

6-1 293 LBS.

NOTRE DAME

BORN JULY 1, 1994

INDIANAPOLIS, INDIANA

ACQ: 4TH ROUND OF 2016 DRAFT (103RD)

EXP: ROOKIE

TRANSACTIONS

- Originally drafted by Jacksonville in the fourth round (103rd overall) of the 2016 NFL Draft

PRO (Games played/started - 5/0)

Rookie DT who made his rookie debut in the team's season opener

2016 (w/ JAX - 5/0)

- 9/11 vs. G.B.:** Made his Jaguars debut and played seven snaps at DT and one on special teams
- 9/18 at S.D.:** Saw action at DT and on special teams
- 9/25 vs. BAL:** Saw action at DT, making his first career tackle, and on special teams
- 10/2 vs. IND:** Played 17 snaps at DT and had one tackle for loss
- 10/16 at CHI:** Saw action at DT and on special teams

COLLEGE (at Notre Dame, 2012-15)

As a senior, named season-long captain at the end of camp ... Registered 45 tackles (33 solo), 15.5 tackles for loss, 4.0 sacks, four passes defensed and two forced fumbles ... His 15.5 tackles for loss were the most by a Notre Dame player since **Derek Landri** in 2006 ... Recorded at least one tackle for loss in 11 of the team's 13 games ... As a junior, registered 40 tackles (24 solo), 7.5 tackles for loss, one sack, nine quarterback hurries, two passes defensed and two fumble recoveries ... Played in all 13 games as a true freshman

PERSONAL

- Son of David Day and Carol Boyd
- Attended Warren Central (Indianapolis) High School
- Second-team selection on SI.com High School All-America team
- Ranked the sixth-best defensive tackle in the country and the 50th-best player in his class by Scout.com
- Runner-up for 2011 Indiana Mr. Football award as chosen by the Indiana Football Coaches Association
- Made 55 tackles, 12 for loss, nine sacks, 12 quarterback pressures and two fumble recoveries as a senior

REGULAR SEASON CAREER STATISTICS

YEAR	TEAM	GP/GS	TKL	SOLO	ASST	ST	SACKS	FF	FR	PD	TFL
2016	JAX	5/0	2	2	0	0	0	0	0	0	1
NFL totals: 1 yr.		5/0	2	2	0	0	0	0	0	0	1

2016 GAME-BY-GAME STATISTICS

DATE	OPP	TKL	SOLO	ASST	ST	SACKS	FF	FR	PD	TFL
09/11	vs. Green Bay	0	0	0	0	0.0	0	0	0	0
09/18	at San Diego	0	0	0	0	0.0	0	0	0	0
09/25	vs. Baltimore	1	1	0	0	0.0	0	0	0	0
10/02	vs. Indianapolis	1	1	0	0	0.0	0	0	0	1
BYE WEEK										
10/16	at Chicago	0	0	0	0	0.0	0	0	0	0
10/23	vs. Oakland									
10/27	at Tennessee									
11/06	at Kansas City									
11/13	vs. Houston									
11/20	at Detroit									
11/27	at Buffalo									
12/04	vs. Denver									
12/11	vs. Minnesota									
12/18	at Houston									
12/24	vs. Tennessee									
01/01	at Indianapolis									
2016 totals:		2	2	0	0	0.0	0	0	0	1

PLAYER BIOS

56 DANTE FOWLER JR.

DEFENSIVE END

6-3 266 LBS.

FLORIDA

BORN AUGUST 3, 1994

ST. PETERSBURG, FLORIDA

ACQ: 1ST ROUND OF 2015 DRAFT (3RD)

EXP: 2ND YEAR



TRANSACTIONS

Originally drafted by Jacksonville in the first round (third overall) of the 2015 draft ... Placed on injured reserve on 8/29/15

PRO (Games played/started - 5/1)

- First defensive player selected in the 2015 NFL Draft
- Second-highest defensive player drafted in Jaguars history (LB **Kevin Hardy** was selected 2nd overall in 1996)
- Joined RB **Fred Taylor** (9th, 1998), S **Reggie Nelson** (21st, 2007) and DE **Derrick Harvey** (8th, 2008) as the only players in franchise history to be drafted out of the University of Florida in the first round
- Joins Harvey as the only DEs selected in the first round in franchise history
- Ninth player selected by the Jaguars from the University of Florida, the most of any college/university in franchise history
- Became third Florida DE in last three years to be drafted in first round

2016 (w/ JAX - 5/1)

Made his NFL debut in the team's season opener

- **9/11 vs. G.B.:** Started at LEO and made three tackles (two solo) and one tackle for loss
- **9/18 at S.D.:** Recorded a career-high six tackles (five solo), including 2.0 sacks
- **9/25 vs. BAL:** Saw action at LEO and made one solo tackle and recorded his first career pass defended
- **10/2 vs. IND:** Saw action at LEO and made two solo tackles ... Posted two QB hurries, one of which resulted in **Yannick Ngakoue's** first-quarter INT after he tipped QB **Andrew Luck's** attempt
- **10/16 at CHI:** Saw action at LEO and made one solo tackle

2015 (w/ JAX - IR)

- Suffered a torn ACL on May 18, 2015 in Jaguars rookie mini-camp and was placed on IR on August 29, 2015

COLLEGE (at Florida, 2012-14)

- Declared for the NFL Draft following his junior season
- Played in 37 games with 25 starts
- Career totals included 140 tackles (73 solo), 34 tackles for loss, 14.5 sacks, five forced fumbles, two fumble recoveries and two passes defended
- Started the final 24 games of his career
- Served as a team captain his junior season and two games as a sophomore

PERSONAL

- Attended Lakewood Senior (St. Petersburg, Fla.) High School, where he played for Head Coach Cory Moore
- A five-star prospect ranked as the No. 3 weakside defensive side and No. 28 recruit overall by Rivals.com
- Ranked in the Rivals100 national list (No. 28), as well as the ESPN 150 national list (No. 71)
- Named an Honorable Mention All-American by Sports Illustrated
- Also competed as a shot putter, recording a top-throw of 14.32 meters
- Son of Lanora and Dante Fowler Sr.
- Has one son, Dante Fowler III, who is three years old
- Has two younger brothers, Donterio and Cam'Ron
- Twitter handle is @DanteFowler

REGULAR SEASON CAREER STATISTICS

YEAR	TEAM	GP/GS	TKL	SOLO	ASST	ST	SACKS	FF	FR	PD	TFL
2015	JAX					IR					
2016	JAX	5/1	13	11	2	0	2.0	0	0	2	3
NFL totals: 2 yrs.		5/1	13	11	2	0	2.0	0	0	2	3

2016 GAME-BY-GAME STATISTICS

DATE	OPP	TKL	SOLO	ASST	ST	SACKS	FF	FR	PD	TFL
09/11	vs. Green Bay	3	2	1	0	0.0	0	0	0	1
09/18	at San Diego	6	5	1	0	2.0	0	0	0	2
09/25	vs. Baltimore	1	1	0	0	0.0	0	0	1	0
10/02	vs. Indianapolis	2	2	0	0	0.0	0	0	1	0
BYE WEEK										
10/16	at Chicago	1	1	0	0	0.0	0	0	0	0
10/23	vs. Oakland									
10/27	at Tennessee									
11/06	at Kansas City									
11/13	vs. Houston									
11/20	at Detroit									
11/27	at Buffalo									
12/04	vs. Denver									
12/11	vs. Minnesota									
12/18	at Houston									
12/24	vs. Tennessee									
01/01	at Indianapolis									
2016 totals:		13	11	2	0	2.0	0	0	1	3

PLAYER BIOS

39

TASHAUN GIPSON

DEFENSIVE BACK
5-11 205 LBS.
WYOMING
BORN AUGUST 7, 1990
DALLAS, TEXAS
ACQ: UFA (CLEVELAND) 2016
EXP: 5TH YEAR



TRANSACTIONS

Originally signed by Cleveland as an undrafted free agent on 5/9/12 ... Signed by Jacksonville as an unrestricted free agent on 3/10/16

PRO (Games played/started - 55/47)

• Earned first career Pro Bowl selection in 2014 after finishing second in NFL with six interceptions

• One of eight players to register 15 or more INTs since 2012, joining CB **Richard Sherman**, DB **Glover Quin**, CB **Patrick Peterson**, S **Reggie Nelson**, CB **Aqib Talib**, CB **Earl Thomas** and CB **Trumaine Johnson**

2016 (w/ JAX - 5/5)

Made his Jaguars debut during the team's season opener

- **9/11 vs. G.B.:** Started at FS and made three solo tackles
- **9/18 at S.D.:** Started at FS and made three solo tackles
- **9/25 vs. BAL:** Registered his first INT with the Jaguars during the fourth quarter ... Also recorded three solo tackles
- **10/2 vs. IND:** Started at FS and made one solo tackle
- **10/16 at CHI:** Started at FS and made three solo tackles

2015 (w/ CLE - 13/13, 0/0)

Started 13 games, marking the third consecutive season in which he made 10-plus starts for the Browns ... Finished with 60 tackles (42 solo), two interceptions and two passes defended ... Tackle total was his highest since registering 105 stops in 2013 ... Has recorded an interception in all four NFL seasons, including two-plus interceptions in three straight years

- **9/13 at NYJ:** Totaled five tackles (three solo) and his first interception of the season, which came against Jets QB **Ryan Fitzpatrick** in the second quarter
- **9/20 vs. TEN:** Had eight tackles (five solo), his second-highest total in 2015
- **11/1 vs. ARI:** Produced one solo (tackle) and intercepted Cardinals QB **Carson Palmer** in the third quarter
- **12/20 at SEA:** Tallied a season-high nine tackles (five solo)

2014 (w/ CLE - 11/11, 0/0)

Selected to first Pro Bowl ... Started all 11 games at free safety and added 52 tackles, eight passes defended, six interceptions, one forced fumble and one interception-return TD ... Finished second in the NFL with career-high six interceptions, despite missing final five games ... Interception total led the team and were the most by a Browns player since 2010 ... Became the first player to lead the Browns in interceptions in consecutive years since **Earl Little** from 2002-03 ... Helped Cleveland finish first in the NFL in opponent passer rating (74.1) and passes defended (99)

- **9/14 vs. N.O.:** During 26-24 victory, registered eight tackles and one interception, returning it for a career-long 62-yard TD
- **10/19 at JAX:** Earned second career multiple-interception game, picking off Jaguars QB **Blake Bortles** twice
- **10/26 vs. OAK:** After Raiders shifted out of initial FG formation picked off Raiders QB **Matt Schaub** and returned it 35 yards
- **11/2 vs. T.B.:** Picked off Buccaneers QB **Mike Glennon** in end zone to thwart Tampa Bay scoring threat
- **11/6 at CIN:** In 24-3 primetime win, recorded three tackles, one pass defended and one forced fumble ... Member of Browns defense that limited Bengals to 79 net passing yards, second fewest by an NFL team in 2014
- **11/23 at ATL:** Sustained knee injury in fourth quarter and was placed on injured reserve on 12/20

2013 (w/ CLE - 16/15, 0/0)

Started 15 of 16 games at free safety ... Totaled 105 tackles, five interceptions, his first career interception-return TD and 14 passes defended

- **9/8 vs. MIA:** Intercepted Dolphins QB **Ryan Tannehill** and returned it 29 yards
- **10/13 vs. DET:** Intercepted Lions QB **Matthew Stafford** in end zone, returning it 35 yards ... Added eight tackles
- **10/20 at G.B.:** Amassed a career-high 11 tackles and added one pass defended
- **12/15 vs. CHI:** Registered first multiple-interception game (two) and first interception-return TD ... In second quarter, grabbed his second interception of the game, returning it 44 yards

2012 (w/ CLE - 10/3, 0/0)

Appeared in 10 contests, with three starts ... Registered 29 tackles, one interception and one pass defended ... Also accounted for four stops on special teams

- **12/9 vs. K.C.:** Recorded his first career interception

COLLEGE (at Wyoming, 2008-11)

- Four-year starter at the University of Wyoming and started all 50 career games
- Notched nine career interceptions, which ranked tied for fourth in school history
- As a senior, recorded 95 tackles and three interceptions
- Played 38 games at Wyoming in the same defensive backfield as his brother, Marcell, one of the primary reasons he chose to attend the school
- Graduated with a degree in communications after finishing his course work during the offseason in 2015

PERSONAL

- First name is pronounced tuh-SHAWN
- Has a son, Tashaun Jr., and daughter, Nala
- His father and all three brothers played Division I football, including his brother, Marcell, who was originally signed by the Minnesota Vikings as an undrafted free agent in 2011 ... His father played football at Arizona State
- One of six children
- Attended Kimball High School in Dallas, Texas
- Received all-state honorable mention laurels ... Named the 4A District 14 Dallas City League MVP and earned first-team all-district honors both as a cornerback and as a returner during his senior season
- Also lettered in basketball and track
- Aspires to start an Alzheimer's awareness charity, as the disease has affected his family ... Works to help youth and provide them gifts during the holiday season
- Twitter handle is @Gipson_duos24

REGULAR SEASON CAREER STATISTICS

YEAR	TEAM	GP/GS	TKL	SOLO	ASST	INT	SACKS	FF	FR	PD
2012	CLE	10/3	29	23	6	1	0.0	0	0	1
2013	CLE	16/15	105	82	23	5	0.0	0	0	14
2014	CLE	11/11	52	28	24	6	0.0	1	0	8
2015	CLE	13/13	60	42	18	2	0.0	0	0	2
2016	JAX	5/5	13	13	0	1	0.0	0	0	1
NFL totals: 4 yrs.		55/47	259	188	71	15	0.0	1	0	26

CAREER HIGHS

	GAME	SEASON
Tackles:	11 (10/20/13 at G.B.)	95 (2013)
Interceptions:	2 (twice, last: 10/19/14 at JAX)	6 (2014)
Forced fumbles:	1 (11/6/14 at CIN)	1 (2014)
Passes defended:	4 (9/29/13 vs. CIN)	11 (2013)

2016 GAME-BY-GAME STATISTICS

DATE	OPP.	TKL	SOLO	ASST	INT	SACKS	FF	FR	PD	
09/11	vs. Green Bay	3	3	0	0	0.0	0	0	0	
09/18	at San Diego	3	3	0	0	0.0	0	0	0	
09/25	vs. Baltimore	3	3	0	1	0.0	0	0	1	
10/02	vs. Indianapolis	1	1	0	0	0.0	0	0	0	
BYE WEEK										
10/16	at Chicago	3	3	0	0	0.0	0	0	0	
10/23	vs. Oakland									
10/27	at Tennessee									
11/06	at Kansas City									
11/13	vs. Houston									
11/20	at Detroit									
11/27	at Buffalo									
12/04	vs. Denver									
12/11	vs. Minnesota									
12/18	at Houston									
12/24	vs. Tennessee									
01/01	at Indianapolis									
2016 totals:		13	13	0	1	0.0	0	0	1	

2015 GAME-BY-GAME STATISTICS

DATE	OPP.	TKL	SOLO	ASST	INT	SACKS	FF	FR	PD	
09/13	at N.Y. Jets	5	2	3	1	0.0	0	0	1	
09/20	vs. Tennessee	8	5	3	0	0.0	0	0	0	
09/27	vs. Oakland	6	3	3	0	0.0	0	0	0	
10/04	at San Diego	4	3	1	0	0.0	0	0	0	
10/11	at Baltimore					ina				
10/18	vs. Denver					ina				
10/25	at St. Louis					ina				
11/01	vs. Arizona	1	1	0	1	0.0	0	0	1	
11/05	at Cincinnati	4	3	1	0	0.0	0	0	0	
11/15	at Pittsburgh	4	3	1	0	0.0	0	0	0	
BYE WEEK										
11/30	vs. Baltimore	6	6	0	0	0.0	0	0	0	
12/06	vs. Cincinnati	6	4	2	0	0.0	0	0	0	
12/13	vs. San Francisco	1	1	0	0	0.0	0	0	0	
12/20	at Seattle	9	5	4	0	0.0	0	0	0	
12/27	at Kansas City	3	3	0	0	0.0	0	0	0	
01/03	vs. Pittsburgh	3	3	0	0	0.0	0	0	0	
2015 totals:		60	42	18	2	0.0	0	2	2	

PLAYER BIOS



2014 GAME-BY-GAME STATISTICS

DATE	OPP.	TKL	SOLO	ASST	INT	SACKS	FF	FR	PD
09/07	at Pittsburgh	2	2	0	0	0.0	0	0	0
09/14	vs. New Orleans	8	3	5	1	0.0	0	0	1
09/21	vs. Baltimore	5	3	2	1	0.0	0	0	1
BYE WEEK									
10/05	at Tennessee	4	3	1	0	0.0	0	0	1
10/12	vs. Pittsburgh	9	4	5	0	0.0	0	0	0
10/19	at Jacksonville	4	3	1	2	0.0	0	0	2
10/26	vs. Oakland	2	2	0	1	0.0	0	0	1
11/02	vs. Tampa Bay	5	3	2	1	0.0	0	0	1
11/06	at Cincinnati	3	1	2	0	0.0	0	0	1
11/16	vs. Houston	7	2	5	0	0.0	0	0	0
11/23	at Atlanta	3	2	1	0	0.0	0	0	0
11/30	at Buffalo					ina			
12/07	vs. Indianapolis					ina			
12/14	vs. Cincinnati					ina			
12/21	at Carolina					IR			
12/28	at Baltimore					IR			
2014 totals:		52	28	25	6	0.0	1	0	8



2013 GAME-BY-GAME STATISTICS

DATE	OPP.	TKL	SOLO	ASST	INT	SACKS	FF	FR	PD
09/08	vs. Miami	5	3	2	1	0.0	0	0	1
09/15	at Baltimore	8	6	2	0	0.0	0	0	0
09/22	at Minnesota	6	4	2	0	0.0	0	0	2
09/29	vs. Cincinnati	7	5	2	0	0.0	0	0	4
10/03	vs. Buffalo	6	6	0	0	0.0	0	0	1
10/13	vs. Detroit	8	7	1	1	0.0	0	0	1
10/20	at Green Bay	11	8	3	0	0.0	0	0	1
10/27	at Kansas City	10	9	1	0	0.0	0	0	0
11/03	vs. Baltimore	1	1	0	0	0.0	0	0	1
11/17	at Cincinnati	5	5	0	0	0.0	0	0	0
11/24	vs. Pittsburgh	4	3	1	0	0.0	0	0	0
12/01	vs. Jacksonville	6	4	2	0	0.0	0	0	0
12/08	at New England	7	4	3	0	0.0	0	0	0
12/15	vs. Chicago	8	8	0	2	0.0	0	0	2
12/22	at N.Y. Jets	7	6	1	0	0.0	0	0	0
12/29	at Pittsburgh	6	3	3	1	0.0	0	0	1
2013 totals:		105	82	23	5	0.0	0	0	14



2012 GAME-BY-GAME STATISTICS

DATE	OPP.	TKL	SOLO	ASST	INT	SACKS	FF	FR	PD
09/09	vs. Philadelphia	0	0	0	0	0.0	0	0	0
09/16	at Cincinnati	0	0	0	0	0.0	0	0	0
09/23	vs. Buffalo	4	3	1	0	0.0	0	0	0
09/27	at Baltimore	2	1	1	0	0.0	0	0	0
10/07	at N.Y. Giants					ina			
10/14	vs. Cincinnati					ina			
10/21	at Indianapolis					ina			
10/28	vs. San Diego					ina			
11/04	vs. Baltimore					ina			
BYE WEEK									
11/18	at Dallas	2	1	1	0	0.0	0	0	0
11/25	vs. Pittsburgh	2	2	0	0	0.0	0	0	0
12/02	at Oakland	8	7	1	0	0.0	0	0	0
12/09	vs. Kansas City	2	1	1	1	0.0	0	0	1
12/16	vs. Washington	3	3	0	0	0.0	0	0	0
12/23	at Denver					ina			
12/30	at Pittsburgh	6	5	1	0	0.0	0	0	0
2012 totals:		29	23	6	1	0.0	0	0	1

PLAYER BIOS

30

COREY GRANT



RUNNING BACK

5-11 205 LBS.

AUBURN

BORN DECEMBER 19, 1991

OPELIKA, ALABAMA

ACQ: FREE AGENT 2015

EXP: 2ND YEAR

TRANSACTIONS

Originally signed by Jacksonville as an undrafted rookie free agent on 5/8/15 ... Placed on injured reserve on 10/20/15

PRO (Games played/started - 10/0)

• Second-year RB and kick returner has played in ten games

2016 (w/ JAX - 4/0)

- **9/11 vs. G.B.:** Posted two kick returns for 51 yards (25.5 avg.), including a long of 32
- **9/18 at S.D.:** Posted his first career touchdown, a 15-yard reception in the fourth quarter ... Returned three kicks for 67 yards (22.3 avg.)
- **9/25 vs. BAL:** Returned three kicks for 58 yards (19.3 avg.)
- **10/2 vs. IND:** Posted four kick returns for 80 yards (20.0 avg.), including a long of 28
- **10/16 at CHI:** Inactive (toe)

2015 (w/ JAX - 6/0)

Undrafted RB who had six carries for two yards and two receptions for 13 yards during his rookie campaign ... Returned eight kicks for 220 yards (27.5 avg.) ... Season cut short due to a hip injury that placed him on IR

- **9/13 vs. CAR:** Recorded one kickoff return for 40 yards in NFL debut ... Also had one reception for five yards
- **9/20 vs. MIA:** Had two kickoff returns for 46 yards (23.0 avg.)
- **9/27 at N.E.:** Rushed twice for six yards (3.0 avg.) and returned two kicks for 41 yards (20.5 avg.), with a long of 24
- **10/11 at T.B.:** Returned three kicks for 93 yards (31.0 avg.), and long of 42

COLLEGE (at Alabama, 2010; at Auburn, 2011-14)

- Finished his career with 1,040 rushing yards, becoming the 41st 1,000-yard career rusher in school history
- Scored 11 career TDs
- Ranks seventh in school history with a 24.48-yard kick return avg.
- After transferring to Auburn, sat out the 2011 season to satisfy NCAA rules
- Redshirted as a freshman at Alabama before deciding to transfer to Auburn
- Majored in physical activity and health education with a minor in sports coaching

PERSONAL

- Attended Opelika High School in Opelika, Ala. where he played for Head Coach Brian Blackmon
- Rated a four-star prospect by Rivals.com and Scout.com
- Also starred on the school's track team and was a two-time Alabama 6A State 100-meter champion and winner of the 2009 200-meter championship
- Son of Deborah and Ike Grant
- Twitter handle is @CoreyGranttt

REGULAR SEASON CAREER STATISTICS

YEAR	TEAM	GP/GS	RUSHING					RECEIVING				
			NO	YDS	AVG	LG	TD	NO	YDS	AVG	LG	TD
2015	JAX	6/0	6	2	0.3	11	0	2	13	6.5	8	0
2016	JAX	4/0	0	0	0.0	0	0	1	15	15.0	15t	1
Career totals: 2 yrs.		10/0	6	2	0.3	11	0	3	28	9.3	15t	1

YEAR	TEAM	NO.	YDS	AVG.	LG	TD
2015	JAX	8	220	27.5	42	0
2016	JAX	12	256	21.3	32	0
Career totals: 2 yrs.		20	476	23.8	42	0

CAREER HIGHS

	GAME	SEASON
Rushes:	2 (two times, last: 10/11/15 at T.B.)	6 (2015)
Rushing yards:	6 (9/27/15 at N.E.)	2 (2015)
Longest rush:	11 (10/11/15 at T.B.)	11 (2015)
Receptions:	1 (three times, last: 9/18/16 at S.D.)	2 (2015)
Receiving yards:	15 (9/18/16 at S.D.)	15 (2016)
Receiving TDs:	1 (9/18/16 at S.D.)	1 (2016)
Longest reception:	15 (9/18/16 at S.D.)	15 (2016)
Kickoff returns:	3 (10/11/15 at T.B.)	8 (2015)
Kickoff return yds.:	93 (10/11/15 at T.B.)	220 (2015)
Longest kick return:	42 (10/11/15 at T.B.)	42 (2015)

2016 GAME-BY-GAME STATISTICS

DATE	GAME	RUSHING					RECEIVING				
		NO	YDS	AVG	LG	TD	NO	YDS	AVG	LG	TD
09/11	vs. Green Bay	0	0	0.0	0	0	0	0	0.0	0	0
09/18	at San Diego	0	0	0.0	0	0	1	15	15.0	15t	1
09/25	vs. Baltimore	0	0	0.0	0	0	0	0	0.0	0	0
10/02	vs. Indianapolis	0	0	0.0	0	0	0	0	0.0	0	0
	BYE WEEK										
10/16	at Chicago										
10/23	vs. Oakland										
10/27	at Tennessee										
11/06	at Kansas City										
11/13	vs. Houston										
11/20	at Detroit										
11/27	at Buffalo										
12/04	vs. Denver										
12/11	vs. Minnesota										
12/18	at Houston										
12/24	vs. Tennessee										
01/01	at Indianapolis										
2016 totals:		0	0	0.0	0	0	1	15	15.0	15t	1

DATE	GAME	NO.	YDS	AVG.	LG	TD
09/11	vs. Green Bay	2	51	25.5	32	0
09/18	at San Diego	3	67	22.3	24	0
09/25	vs. Baltimore	3	58	19.3	25	0
10/02	vs. Indianapolis	4	80	20.0	28	0
	BYE WEEK					
10/16	at Chicago					
10/23	vs. Oakland					
10/27	at Tennessee					
11/06	at Kansas City					
11/13	vs. Houston					
11/20	at Detroit					
11/27	at Buffalo					
12/04	vs. Denver					
12/11	vs. Minnesota					
12/18	at Houston					
12/24	vs. Tennessee					
01/01	at Indianapolis					
2016 totals:		12	256	21.3	32	0

PLAYER BIOS



2015 GAME-BY-GAME STATISTICS

DATE	GAME	RUSHING					RECEIVING				
		NO	YDS	AVG	LG	TD	NO	YDS	AVG	LG	TD
09/13	vs. Carolina	0	0	0.0	0	0	1	5	5.0	5	0
09/20	vs. Miami	1	1	1.0	1	0	0	0	0.0	0	0
09/27	at New England	2	6	3.0	4	0	1	8	8.0	8	0
10/04	at Indianapolis	0	0	0.0	0	0	0	0	0.0	0	0
10/11	at Tampa Bay	2	-6	-3.0	11	0	0	0	0.0	0	0
10/18	vs. Houston	1	1	1.0	1	0	0	0	0.0	0	0
10/25	vs. Buffalo					IR					
	BYE WEEK										
11/08	at N.Y. Jets					IR					
11/15	at Baltimore					IR					
11/19	vs. Tennessee					IR					
11/29	vs. San Diego					IR					
12/06	at Tennessee					IR					
12/13	vs. Indianapolis					IR					
12/20	vs. Atlanta					IR					
12/27	at New Orleans					IR					
01/03	at Houston					IR					
2015 totals:		6	2	0.3	11	0	2	13	6.5	8	0

DATE	GAME	NO.	KICK RETURNS			
			YDS	AVG.	LG	TD
09/13	vs. Carolina	1	40	40.0	40	0
09/20	vs. Miami	2	46	23.0	24	0
09/27	at New England	2	41	20.5	24	0
10/04	at Indianapolis	0	0	0.0	0	0
10/11	at Tampa Bay	3	93	31.0	42	0
10/18	vs. Houston	0	0	0.0	0	0
10/25	vs. Buffalo					IR
	BYE WEEK					
11/08	at N.Y. Jets					IR
11/15	at Baltimore					IR
11/19	vs. Tennessee					IR
11/29	vs. San Diego					IR
12/06	at Tennessee					IR
12/13	vs. Indianapolis					IR
12/20	vs. Atlanta					IR
12/27	at New Orleans					IR
01/03	at Houston					IR
2015 totals:		8	220	27.5	42	0

PLAYER BIOS

13 RASHAD GREENE SR.

WIDE RECEIVER

5-11 185 LBS.

FLORIDA STATE

BORN SEPTEMBER 23, 1992

ALBANY, GEORGIA

ACQ: 5TH ROUND OF 2015 DRAFT (139TH)

EXP: 2ND YEAR



TRANSACTIONS

Originally drafted by Jacksonville in the fifth round (139th overall) of the 2015 draft ... Placed on reserve/injured-designated to return ... Activated to 53-man roster on 11/18/15

PRO (Games played/started - 13/0)

- Career totals include 22 receptions for 117 yards (5.3 rec. avg.) and two touchdowns
- Added 28 punt returns for 387 yards for a franchise-best 13.8 punt return avg.

2016 (w/ JAX - 4/0)

- **9/11 vs. G.B.:** Had one catch for nine yards and one punt return for 14 yards
- **9/18 at S.D.:** Recorded one reception for seven yards and two punt returns for nine yards
- **9/25 vs. BAL:** Returned five punts for 51 yards (10.2 avg.), with a season-long 42-yard return
- **10/2 vs. IND:** Had one reception for eight yards and two punt returns for 12 yards
- **10/16 at CHI:** Inactive (achilles)

2015 (w/ JAX - 9/0)

Appeared in nine games during rookie season and recorded 19 receptions for 93 yards (4.9 avg.) and two TDs ... Registered 18 punt returns for 301 yards (16.7 avg.) and one TD ... His 16.7 average set a single season punt return average record (min. 15 attempts)

- **9/13 vs. CAR:** Made his NFL debut and had a team-high seven receptions for 28 yards (4.0 avg.) and recorded first NFL TD on a six-yard reception in the second quarter
- **11/19 vs. TEN:** Returned from IR-designated return list and had one reception for two yards (2.0 rec. avg.) ... Returned two punts for 76 yards (38.0 avg.), including a 63-yard return (sixth-longest in franchise history) in the fourth quarter to set up the team's game-winning touchdown
- **12/6 at TEN:** Had two receptions for 15 yards (7.5 rec. avg.) and his second career TD ... Posted one punt return for 14 yards
- **12/13 vs. IND:** Recorded one reception for 18 yards ... Returned two punts, including a 73-yard runback for a touchdown in the third quarter, the fourth-longest punt return in franchise history and the first punt returned for a TD since 2010 (**Mike Thomas**, 12/18/10 at Indianapolis)

COLLEGE (at Florida State, 2011-14)

- Four-year letterman who made 43 career starts
- Two-time first-team All-ACC Selection as a junior and senior
- Holds school record for career receptions (270), career receiving yards (3,830) and consecutive games with a reception (43)
- His 3,830 career receiving yards are the most in ACC history
- Recorded 29 career receiving TDs

PERSONAL

- Attended national powerhouse St. Thomas Aquinas (Fort Lauderdale, Fla.) High School where he played for head coach George Smith
- Ranked as a four-star WR and the No. 10 WR by Scout.com, No. 20 by 247Sports and No. 29 by Rivals.com
- Totaled 43 receptions for 943 yards (21.9 yards per catch) with 13 TDs as a senior
- Caught six passes for 148 yards and two TDs in the 2010 Class 5A State title game -- including a title-clinching 74-yard pass in the fourth quarter as St. Thomas Aquinas defeated Tampa Plant 29-7 and finished with a No. 3 national ranking
- Also starred as a standout on the team's track & field team
- Twitter handle is @RG80_

REGULAR SEASON CAREER STATISTICS

RECEIVING

YEAR	TEAM	GP/GS	RECS	YDS	AVG.	LG	TD
2015	JAX	9/0	19	93	4.9	18	2
2016	JAX	4/0	3	24	8.0	9	0
NFL totals: 2 yrs.		13/0	22	117	5.3	18	2

PUNT RETURNS

YEAR	TEAM	GP/GS	NO	FC	YDS	AVG.	LG	TD
2015	JAX	9/0	18	8	301	16.7	73t	1
2016	JAX	4/0	10	2	86	8.6	42	0
NFL totals: 2 yrs.		13/0	28	10	387	13.8	73t	1

CAREER HIGHS

	GAME	SEASON
Receptions:	7 (9/13/15 vs. CAR)	19 (2015)
Receiving yards:	28 (9/13/15 vs. CAR)	93 (2015)
Receiving touchdowns:	1 (two times, last: 12/6/15 at TEN)	2 (2015)
Longest reception:	18 (12/13/15 vs. IND)	18 (2015)
Punt returns:	5 (9/25/16 vs. BAL)	18 (2015)
Punt return yards:	76 (11/19/15 vs. TEN)	301 (2015)
Punt return touchdowns:	1 (12/13/15 vs. IND)	1 (2015)
Longest punt return:	73t (12/13/15 vs. IND)	73t (2015)

2016 GAME-BY-GAME STATISTICS

RECEIVING

DATE	OPP	RECS	YDS	AVG.	LG	TD
09/11	vs. Green Bay	1	9	9.0	9	0
09/18	at San Diego	1	7	7.0	7	0
09/25	vs. Baltimore	0	0	0.0	0	0
10/02	vs. Indianapolis	1	8	8.0	8	0
	BYE WEEK					
10/16	at Chicago			ina		
10/23	vs. Oakland					
10/27	at Tennessee					
11/06	at Kansas City					
11/13	vs. Houston					
11/20	at Detroit					
11/27	at Buffalo					
12/04	vs. Denver					
12/11	vs. Minnesota					
12/18	at Houston					
12/24	vs. Tennessee					
01/01	at Indianapolis					
2016 totals:		3	24	8.0	9	0

PUNT RETURN

DATE	OPP	NO.	YDS	AVG.	LG	TD
09/11	vs. Green Bay	1	14	14.0	14	0
09/18	at San Diego	2	9	4.5	8	0
09/25	vs. Baltimore	5	51	10.2	42	0
10/02	vs. Indianapolis	2	12	6.0	12	0
	BYE WEEK					
10/16	at Chicago			ina		
10/23	vs. Oakland					
10/27	at Tennessee					
11/06	at Kansas City					
11/13	vs. Houston					
11/20	at Detroit					
11/27	at Buffalo					
12/04	vs. Denver					
12/11	vs. Minnesota					
12/18	at Houston					
12/24	vs. Tennessee					
01/01	at Indianapolis					
2016 totals:		10	86	8.6	42	0

PLAYER BIOS



2015 GAME-BY-GAME STATISTICS

RECEIVING

DATE	OPP	RECs	YDS	AVG.	LG	TD
09/13	vs. Carolina	7	28	4.0	6	1
09/20	vs. Miami	2	7	3.5	7	0
09/27	at New England			--		
10/04	at Indianapolis			--		
10/11	at Tampa Bay			--		
10/18	vs. Houston			--		
10/25	vs. Buffalo			--		
	BYE WEEK					
11/08	at N.Y. Jets			--		
11/15	at Baltimore			--		
11/19	vs. Tennessee	1	2	2.0	2	0
11/29	vs. San Diego	3	17	5.7	8	0
12/06	at Tennessee	2	15	7.5	13	1
12/13	vs. Indianapolis	1	18	18.0	18	0
12/20	vs. Atlanta	1	-1	-1.0	-1	0
12/27	at New Orleans	1	2	2.0	2	0
01/03	at Houston	1	5	5.0	5	0
2015 totals:		19	93	4.9	18	2

PUNT RETURN


DATE	OPP	NO.	YDS	AVG.	LG	TD
09/13	vs. Carolina	1	9	9.0	9	0
09/20	vs. Miami	2	30	15.0	24	0
09/27	at New England			--		
10/04	at Indianapolis			--		
10/11	at Tampa Bay			--		
10/18	vs. Houston			--		
10/25	vs. Buffalo			--		
	BYE WEEK					
11/08	at N.Y. Jets			--		
11/15	at Baltimore			--		
11/19	vs. Tennessee	2	76	38.0	63	0
11/29	vs. San Diego	3	28	9.3	15	0
12/06	at Tennessee	1	14	14.0	14	0
12/13	vs. Indianapolis	2	73	36.5	73t	1
12/20	vs. Atlanta	2	17	8.5	17	0
12/27	at New Orleans	1	4	4.0	4	0
01/03	at Houston	4	50	12.5	20	0
2015 totals:		18	301	16.7	73t	1

PLAYER BIOS

79

BRYCE HARRIS

OFFENSIVE LINEMAN
6-6 300 LBS.
FRESNO STATE
BORN JANUARY 16, 1989
BAKERSFIELD, CALIF.
ACQ: FREE AGENT 2016
EXP: 4TH YEAR



TRANSACTIONS

Originally signed with Atlanta as an undrafted rookie on 4/30/12 ... Waived by Atlanta on 8/31/12 ... Signed to the practice squad by Atlanta on 9/2/12 ... Released from practice squad on 9/10/12 ... Signed as a free agent by New Orleans on 9/10/12 ... Waived by New Orleans on 9/5/15 ... Claimed off waivers by Atlanta on 9/6/15 ... Released by Atlanta on 9/2/16 ... Signed as a free agent by Jacksonville on 10/5/16

PRO (Games played/started - 35/4)

- Fourth-year OL spent time with Atlanta and New Orleans before signing with Jacksonville
- Has appeared in 35 career games with four starts

2016 (w/ JAX - 0/0)

- 10/16 at CHI: Inactive

2015 (w/ ATL - 1/0)

Appeared in one game

2014 (w/ NO - 16/2)

Appeared in all 16 games (2 starts)

- Contributed to an offense that ranked first in the NFL in net yards per game, first downs and third down efficiency

2013 (w/ NO - 16/1)

Appeared in all 16 games, starting one at RT while also serving as an extra blocker in multiple tight end packages.

2013 (w/ NO - 2/1)

Appeared in two games with New Orleans after being signed from Atlanta's practice squad

COLLEGE (at Fresno State, 2007-11)

- Started in 39 consecutive games at Fresno State after converting to offensive line man from defensive tackle during his redshirt freshman campaign
- Selected to the All-Western Athletic Conference first-team by conference coaches as a senior and was named to the second team as a junior
- Opened holes for RB Ryan Mathews as redshirt sophomore as Fresno ranked in the top 20 nationally in total offense and scoring

PERSONAL


- Attended Tulare Union (Tulare, Calif.) High School, where he was a team captain and a member of the East Yosemite League champions
- Twitter handle is @Bryce_harris79

PLAYER BIOS

7

CHAD HENNE

QUARTERBACK
6-3 220 LBS.
MICHIGAN
BORN JULY 2, 1985
WYOMISSING, PENNSYLVANIA
ACQ: UNRESTRICTED FREE AGENT (MIAMI) 2012
EXP: 9TH YEAR



30 of 51 passing with one TD and one INT

2012 (w/ JAX - 10/6)

Appeared in 10 games with six starts ... Completed 166 of 308 passes for 2,084 yards with 11 TDs and 11 INTs for a 72.2 rating ... Became 15th different starting QB in franchise history

- **9/16 vs. HOU:** Made Jaguars debut in fourth quarter when QB **Blaine Gabbert** departed with an injury and went 2-for-2 passing with 23 yards
- **10/21 at OAK:** Entered game in second quarter when QB **Blaine Gabbert** suffered a left shoulder injury and completed nine of 20 passes for 71 yards
- **11/8 vs. IND:** Was inserted into the game in the fourth quarter and completed 10 of 16 passes for 121 yards with a TD and INT
- **11/18 at HOU:** Entered game in first quarter on club's second offensive possession after QB **Blaine Gabbert** left with a right forearm/elbow injury ... Completed 16 of 33 passes for 354 yards and a career-best four TDs ... Became first QB since Hall of Famer **Steve Young** in 1987 to come off bench and throw for four TDs and no INTs
- **11/25 vs. TEN:** Made first start of the season and threw for 261 yards on 17 of 26 passing with two TDs and one INT
- **12/23 vs. NE:** Threw for 348 yards on 29 of 51 passing with one TD and three INT.
- **12/30 at TEN:** Made sixth consecutive start and completed 25 of 41 passes for 298 yards with two TD and three INT

2011 (w/ MIA - 4/4)

Started the first four games before suffering a season-ending left shoulder injury ... Was placed on injured reserve on Oct. 6 ... Completed 64 of 112 passes (57.1 pct.) for 868 yards with four TDs and four INTs for a 79.0 rating ... Added 15 rushes for 112 yards and one TD

- **9/12 vs. NE:** Opened the season as starter and was 30 of 49 for a career-high 416 yards with two TDs and one INT for a 93.6 rating ... Marked highest single-game passing yardage total by any Dolphin QB other than **Dan Marino**
- **9/25 at CLE:** Was 19 of 29 passing for 255 yards with one TD and one INT
- **10/2 at SD:** Left the game with a left shoulder injury in the first quarter

2010 (w/ MIA - 15/14)

Started 14 of 15 games and was 6-8 as starter... Was 301 of 490 passing (61.4 pct.) for 3,301 yards with 15 TDs and 19 INTs for a 75.4 rating

- **9/26 vs. NYJ:** Threw for two TDs and one INT on 26 of 44 passing for a then career-high 363 yards
- **10/4 vs. NE:** Was 28 of 38 passing for 305 yards with two TDs and three INTs.
- **10/17 at GB:** Threw for two TDs including a 22-yard pass to TE **Anthony Fasano** that broke a 13-13 tie to give the Dolphins a lead in the fourth quarter leading to overtime win
- **11/14 vs. TEN:** Saw action in relief of **Chad Pennington** in the first quarter ... Suffered an injury to his right knee in the third quarter and did not return
- **11/28 at OAK:** Returned to lineup and threw for 307 yards on 17 of 30 passing with two TDs and one INT. Connected with **Marlon Moore** on a 57-yard TD pass
- **12/19 vs. BUF:** Completed 73.3 percent of passes (33 of 45) for 276 yards with one TD and one INT
- **12/26 vs. DET:** Passed **David Woodley** to move into fourth place among the Dolphins career passing yardage leaders ... Completed 29 of 44 passes for 278 yards with one TD and two INTs

2009 (w/ MIA - 14/13)

Played in 14 games with 13 starts and posted 7-6 record as starter... Completed 274 of 451 passes (60.7 pct.) for 2,878 yards with 12 TDs and 14 INTs for a passer rating of 75.2

- **9/27 at SD:** Saw first action of season in relief of QB **Chad Pennington** and totaled 10 of 19 passing for 92 yards with one INT
- **10/14 vs. BUF:** Made first career start and completed 14 of 22 passes for 115 yards and one TD for a 92.0 rating, hooking up with WR **Brian Hartline** in third quarter for first career TD pass
- **10/12 vs. NYJ:** Led Dolphins to a 31-27 comeback win on Monday Night Football with first career fourth-quarter comeback ... Connected on 20 of 26 passes for 241 yards and two TDs for a career-high 130.4 passer rating ... Led club to 21 points in fourth quarter and finished the quarter 9 of 12 passing for 121 yards with two TDs
- **11/15 vs. TB:** Posted second fourth quarter comeback win as he was 17 of 31 for 175 yards with one TD, leading team to a game-winning FG
- **11/19 vs. NE:** Finished 29 of 52 passing for 335 yards with two TDs and one INT in a comeback win
- **12/13 at JAX:** Completed 21 of 29 passes for 220 yards with one INT and scored first career rushing TD ... Set franchise record for consecutive completions in a single game with 17 straight
- **12/27 vs. HOU:** Set season and career marks with 35 completions and 55 attempts for 322 yards with one TD for second consecutive 300-yard passing game
- **1/3 vs. PIT:** Closed out season with 140 yards on 16 of 20 passing for a career-best 80.0 completion percentage with one TD and one INT

2008 (w/ MIA - 3/0)

Appeared in three games as a rookie

- **9/14 at ARI:** Made NFL debut in the fourth quarter and was 7 of 12 passing for 67 yards, all on an 18-play drive covering 89 yards

COLLEGE (at Michigan, 2004-07)

- Four-year starter who compiled a 33-14 record as starter

TRANSACTIONS

Originally drafted by Miami in the second round (57th overall) of the 2008 draft ... Signed by Jacksonville as an unrestricted free agent on 3/15/12

PRO (Games played/started - 64/53)

- Ninth-year QB has played in 64 games with 53 starts
- Career totals include 1,159 of 1,954 passing for 12,931 yards with 58 TDs/63 INTs and a 75.5 rating
- Joined the Jaguars in 2012 as an unrestricted free agent and has played in 28 games with 22 starts
- Spent first four seasons in Miami after being selected in the second round of 2008 draft

2016 (w/ JAX - 0/0)

- **9/11 vs. G.B.:** Dressed but did not play
- **9/18 at S.D.:** Dressed but did not play
- **9/25 vs. BAL:** Dressed but did not play
- **10/2 vs. IND:** Dressed but did not play
- **10/16 at CHI:** Dressed but did not play

2015 (w/ JAX - 0/0)

Dressed in all 16 games but did not play

2014 (w/ JAX - 3/3)

Started the first three games and was 42 of 78 passing for 492 yards with three TDs and one INT for an 80.7 rating ... Added four rushes for 25 yards ... Dressed but did not play in final 13 games

- **9/7 at PHI:** Opened the season as starting QB and completed 24 of 43 passes for 266 yards with two TDs for an 89.9 passer rating ... Hooked up rookie WR **Allen Hurns** for TDs of 34 and 21 yards in the first quarter
- **9/14 at WAS:** Started at QB and was 14 of 28 passing for 193 yards with one TD and one INT for a 69.5 rating ... Had two completions of 50-plus yards, a 63-yard TD pass to TE **Marcedes Lewis** and a 54-yard completion to WR **Allen Robinson**
- **9/21 vs. IND:** Started at QB and was 4 of 7 passing for 33 yards before he was replaced in the second half by QB **Blake Bortles**

2013 (w/ JAX - 15/15)

Started 13 of 15 games played, tied for the second-most starts of his career ... Was 305 of 503 passing for 3,241 yards with 13 TDs and 14 INTs for a 76.5 passer rating ... Established career-highs for attempts and completions and had second-most yards ... Started the last 11 games

- **9/8 vs. KC:** Inserted into the game during middle of club's final drive as QB **Blaine Gabbert** suffered a hand injury. Completed 3 of 6 passes for 36 yards with a 24-yard completion to WR **Cecil Shorts III**
- **9/15 at OAK:** Started at QB for injured QB **Blaine Gabbert** and threw for 241 yards on 25 of 38 passing with one TD for a 92.1 passer rating
- **9/22 at SEA:** Started at QB and completed 18 of 38 passes for 235 yards with two TDs for a 45.4 rating
- **10/6 at STL:** Entered the game with 5:14 remaining in the third quarter after QB **Blaine Gabbert** suffered a hamstring injury ... Finished 7 of 13 passing for 89 yards with one TD for a 101.1 passer rating
- **10/13 at DEN:** Started at QB and was 27 of 42 passing for 303 yards with two INTs for a 65.9 rating
- **10/20 vs. SD:** Registered his second straight 300-yard passing game, completing 23 of 36 passes for 318 yards with one INT for an 80.6 rating
- **10/27 vs. SF:** Started at QB and threw for 228 yards and one TD for an 84.3 passer rating
- **11/10 at TEN:** Started at QB and was 14 of 23 passing for 180 yards with two INTs for a 49.2 rating ... Won second start as a Jaguar
- **11/17 vs. ARI:** Led club to TDs on back-to-back drives to open the game ... Hooked up with TE **Danny Noble** for a 62-yard TD on the opening drive. Finished 27 of 42 passing for 255 yards with one TD/two INTs and a 69.0 rating
- **11/24 at HOU:** Was 23 of 32 passing for 239 yards with a season-high 93.1 rating
- **12/1 at CLE:** Completed 22 of 40 passes for 195 yards with 2 TDs/1 INT for a 74.5 rating ... Directed his fourth career game-winning drive, hooking up with WR **Cecil Shorts III** for a 20-yard TD with 40 seconds remaining in the game
- **12/5 vs. HOU:** Threw for 117 yards and two TDs, his 11th career multi-TD game
- **12/15 vs. BUF:** Threw for 237 yards and two TDs on 21 of 36 passing
- **12/22 vs. TEN:** Registered his fourth straight game with two TD passes, hooking up with TE **Marcedes Lewis** and WR **Mike Brown** for scores
- **12/29 at IND:** Started in season-finale and registered a season-high 331 yards on

PLAYER BIOS



2012 GAME-BY-GAME STATISTICS

DATE	OPP	P/S	COMP	ATT	PCT	YDS	AVG	TD	INT	SK	RTG
09/09	at MIN					ina					
09/16	vs. HOU	1/0	2	2	100.0	23	11.5	0	0	0	114.6
09/23	at IND					ina					
09/30	vs. CIN					ina					
10/07	vs. CHI					ina					
BYE WEEK											
10/21	at OAK	1/0	9	20	45.0	71	3.6	0	0	3	54.4
10/28	at G.B.					ina					
11/04	vs. DET					ina					
11/08	vs. IND	1/0	10	16	62.5	121	7.6	1	1	1	80.5
11/18	at HOU	1/0	16	33	48.5	354	10.7	4	0	1	126.8
11/25	vs. TEN	1/1	17	26	65.4	261	10.0	2	1	7	108.0
12/02	at BUF	1/1	19	42	45.2	202	4.8	1	1	3	41.3
12/09	vs. NYJ	1/1	21	43	48.8	185	4.3	0	2	3	41.3
12/16	at MIA	1/1	18	34	52.9	221	6.5	0	0	2	73.3
12/23	vs. N.E.	1/1	29	51	56.9	348	6.8	1	3	1	59.9
12/30	at TEN	1/1	25	41	61.0	298	7.3	2	3	7	69.0
2012 totals:		10/6	166	308	53.9	2,084	6.8	11	11	28	72.2



2011 GAME-BY-GAME STATISTICS

DATE	OPP	P/S	COMP	ATT	PCT	YDS	AVG	TD	INT	SK	RTG
09/12	vs. N.E.	1/1	30	49	61.2	416	8.5	2	1	4	93.6
09/18	vs. HOU	1/1	12	30	40.0	170	5.7	1	1	2	56.2
09/25	at CLE	1/1	19	29	65.5	255	8.8	1	1	5	90.4
10/02	at S.D.	1/1	3	4	75.0	27	6.8	0	1	0	53.1
BYE WEEK											
10/17	at NYJ					IR					
10/23	vs. DEN					IR					
10/30	at NYG					IR					
11/06	at K.C.					IR					
11/13	vs. WAS					IR					
11/20	vs. BUF					IR					
11/24	at DAL					IR					
12/04	vs. OAK					IR					
12/11	vs. PHI					IR					
12/18	at BUF					IR					
12/24	at N.E.					IR					
01/01	vs. NYJ					IR					
2011 totals:		4/4	64	112	57.1	868	7.8	4	4	11	79.0



2010 GAME-BY-GAME STATISTICS

DATE	OPP	P/S	COMP	ATT	PCT	YDS	AVG	TD	INT	SK	RTG
09/12	at BUF	1/1	21	34	61.8	182	5.4	0	0	3	75.9
09/19	at MIN	1/1	9	15	60.0	114	7.6	1	0	2	106.0
09/26	vs. NYJ	1/1	26	44	59.1	363	8.3	2	1	2	91.4
10/04	vs. N.E.	1/1	28	38	73.7	305	8.0	2	3	2	81.6
BYE WEEK											
10/17	at G.B.	1/1	23	39	59.0	231	5.9	2	1	0	82.3
10/24	vs. PIT	1/1	23	36	63.9	257	7.1	1	1	1	82.8
10/31	at CIN	1/1	24	37	64.9	217	5.9	0	1	0	69.3
11/07	at BAL	1/1	22	34	64.7	231	6.8	0	3	2	47.5
11/14	vs. TEN	1/0	19	28	67.9	240	8.6	1	1	1	91.4
11/18	vs. CHI	0/0				ina					
11/28	at OAK	1/1	17	30	56.7	307	10.2	2	1	3	100.3
12/05	vs. CLE	1/1	16	32	50.0	174	5.4	1	3	1	37.8
12/12	at NYJ	1/1	5	18	27.8	55	3.1	1	0	5	58.3
12/19	vs. BUF	1/1	33	45	73.3	276	6.1	1	1	3	86.9
12/26	vs. DET	1/1	29	44	65.9	278	6.3	1	2	2	72.0
01/02	at N.E.	1/1	6	16	37.5	71	4.4	0	1	3	25.6
2010 totals:		15/14	64	112	57.1	868	7.8	4	4	11	79.0



2009 GAME-BY-GAME STATISTICS


DATE	OPP	P/S	COMP	ATT	PCT	YDS	AVG	TD	INT	SK	RTG
09/13	at ATL					ina					
09/21	vs. IND					ina					
09/27	at S.D.	1/0	10	19	52.6	92	4.8	0	1	1	44.2
10/04	vs. BUF	1/1	14	22	63.6	115	5.2	1	0	6	92.0
10/12	vs. NYJ	1/1	12	21	57.1	241	9.3	2	0	0	130.4
BYE WEEK											
10/25	vs. N.O.	1/1	18	36	50.0	211	5.9	0	2	2	45.0
11/01	at NYJ	1/1	12	21	57.1	112	5.3	1	0	5	87.8
11/08	at N.E.	1/1	19	34	55.9	219	6.4	0	0	2	75.5
11/15	vs. T.B.	1/1	17	31	54.8	175	5.6	1	1	0	68.6
11/19	at CAR	1/1	17	29	58.6	172	5.9	1	0	0	87.1
11/29	at BUF	1/1	17	31	54.8	175	5.6	1	3	1	42.5
12/06	vs. N.E.	1/1	29	52	55.8	335	6.4	2	1	1	80.2
12/13	at JAX	1/1	21	29	72.4	220	7.6	0	1	2	79.7
12/20	at TEN	1/1	29	46	63.0	349	7.6	1	3	1	66.3
12/27	vs. HOU	1/1	35	55	63.6	322	5.9	1	1	3	78.0
01/03	vs. PIT	1/1	16	20	80.0	140	7.0	1	1	2	91.7
2009 totals:		14/13	274	451	60.8	2,878	6.4	12	14	26	75.2

PLAYER BIOS

31

DAVON HOUSE

CORNERBACK
6-0 196 LBS.
NEW MEXICO STATE
BORN JULY 10, 1989
PALMDALE, CALIFORNIA
ACQ: UNRESTRICTED FREE AGENT (GREEN BAY) 2015
EXP: 6TH YEAR



TRANSACTIONS

Originally drafted by Green Bay in the fourth round (131st overall) of the 2011 draft ... Signed by Jacksonville as an unrestricted free agent on 3/11/15

PRO (Games played/started - 61/33, 3/0)

- Sixth-year CB has played in 61 career games with 33 starts
- Spent first four NFL seasons with Green Bay after being selected in the fourth round of the 2011 draft
- Career totals include 146 tackles (119 solo), six INTs, two forced fumbles, one fumble recovery and 60 passes defended
- Has played in three postseason games

2016 (w/ JAX - 5/4)

- **9/11 vs. G.B.:** Started at LCB in the team's season opener and recorded two solo tackles
- **9/18 at S.D.:** Started at LCB and made five tackles (three solo)
- **9/25 vs. BAL:** Started at LCB and made five solo tackles
- **10/2 vs. IND:** Started at LCB and played 30 snaps at the position
- **10/16 at CHI:** Saw three snaps at CB and contributed on special teams

2015 (w/ JAX - 16/15)

Played in all 16 games with 15 starts ... Set the Jaguars single-season record with 23 passes defended, which were third-most in the NFL

- **9/27 at N.E.:** Started at LCB, making four solo tackles and one pass defended
- **10/4 at IND:** Made three tackles (three solo) and recorded two passes defended
- **10/11 at T.B.:** Made three tackles and recorded three passes defended
- **10/18 vs. HOU:** Started at LCB, making five tackles (five solo) and three passes defended ... Fourth NFL player in the last 15 seasons and first Jaguars player to register three or more passes defended in back-to-back games
- **11/15 at BAL:** Started at CB, making eight tackles (three solo), recording two INTs and four passes defended, all career highs... He became first Jaguars player since Dareh Cox (10/31/10) to regular INTs in a single game
- **11/19 vs. TEN:** Registered three tackles (three solo), one pass defended, and a forced fumble and recovery in the fourth quarter
- **12/6 at TEN:** Started at LCB and made five tackles (four solo) ... Recorded his third interception of the season, becoming the first Jaguars player with three-plus INTs in a single-season since **Derek Cox** (four) and **Paul Posluszny** (three) in 2014
- **1/3 at HOU:** Started at LCB and made seven tackles (six solo) ... Added two passes defended and one INT

2014 (w/ G.B. - 13/4, 2/0)

Played in 13 games with four starts ... Missed the final three games with a shoulder injury ... Recorded 24 tackles (17 solo), one INT, one forced fumble and 11 passes defended ... Added four special teams tackles ... Part of secondary that helped Green Bay rank seventh in NFL in opponent passer rating (82.0) ... Played in both postseason games and totaled three special teams tackles

- **9/14 vs. NYJ:** Played 30 snaps on defense and registered three tackles (two solo) and two passes defended
- **9/21 at DET:** Intercepted QB **Matthew Stafford** in the second quarter
- **9/28 at CHI:** Had three solo tackles and a season-high two special teams tackles... Started at nickel CB and posted first career forced fumble when he punched the ball loose from WR **Alshon Jeffery** on an end-around in the third quarter
- **10/26 at N.O.:** Started at RCB for the second week and totaled five tackles and a team-high two passes defended

2013 (w/ G.B. - 16/5, 1/0)

Played in 16 games for the first time in his career, making five starts ... Totaled 32 tackles (26 solo), one sack, one INT and 13 passes defended ... Led team with 12 special teams tackles

- **9/15 vs. WAS:** Earned a special teams game ball, totaling two tackles ... Also saw action for 26 plays on defense and took down QB **Robert Griffin III** for a six-yard loss, his second career sack
- **10/20 vs. CLE:** Saw action for 56 plays and finished with four tackles (three solo), three passes defended and his first career INT ... Picked off QB **Brandon Weeden** on a fourth-down play in the first quarter
- **1/5 vs. S.F.:** Saw action for 61 plays in NFC Wild Card game and tallied four solo tackles and three passes defended

2012 (w/ G.B. - 9/5)

Saw action in nine games with five starts ... Injured his shoulder in the first preseason game and missed the first six weeks of the regular season ... Season totals include 18 tackles (17 solo), 13 passes defended and one sack

- **10/21 at STL:** Made season debut and served as the team's dime CB and led club with three passes defended
- **10/28 vs. JAX:** Started first career game and finished with two solo tackles and two passes defended ... Blocked a second quarter P **Bryan Anger** punt that was recovered by the Packers in the end zone for a TD ... Marked first Packers' first blocked punt since Sept. 29, 2003
- **11/18 at DET:** Did not miss a snap (72 plays) and totaled two tackles, his first career sack and two passes defended ... Dropped QB **Matthew Stafford** for a three-yard loss in the fourth quarter

2011 (w/ G.B. - 2/0)

Played in two games as a rookie, mainly on special teams where he had one tackle ... Was listed as gameday inactive 12 times, and dressed but did not play for two others

- **10/23 at MIN:** Made NFL debut

COLLEGE (at New Mexico State, 2007-10)

- Four-year starter who played under Jaguars Defensive Backs Coach **DeWayne Walker** from 2009-10
- Played in 50 games with 43 starts and earned first-team All-Western Athletic Conference honors in each of his final two seasons
- Finished career ranked first in school history with 319 INT return yards and tied for sixth with 11 INTs
- Returned three INTs for TDs during his career, highlighted by a 100-yard return for a score vs. Idaho as a true freshman in 2007
- Earned a degree in family consumer science

PERSONAL

- Attended Palmdale (Calif.) High School and earned All-Golden League honors and All-CIF recognition as a senior
- Participated in the Next Level All-Star Game and was named the game's Most Valuable Player
- Didn't play football until his junior season of high school
- Also was an All-Golden League selection in baseball and track and field
- Older brother, Tyreece, was a sixth-round draft choice of the Oakland Athletics in 2008
- Sister, Vanessa, played softball at San Jose State
- Married (Leatrice)
- Full name is Davon Thomas House
- Twitter handle is @DavonHouse

REGULAR SEASON CAREER STATISTICS

YEAR	TEAM	GP/GS	TKL	SOLO	ASST	SACKS	FF	FR	PD	INT
2011	G.B.	2/0	0	0	0	0.0	0	0	0	0
2012	G.B.	9/5	18	17	1	1.0	0	0	13	0
2013	G.B.	16/5	32	26	6	1.0	0	0	13	1
2014	G.B.	13/4	24	17	7	0.0	1	0	11	1
2015	JAX	16/15	60	49	11	0.0	1	1	23	4
2016	JAX	5/4	12	10	2	0.0	0	0	0	0
NFL totals:		6 yrs. 61/33	146	119	27	2.0	2	1	60	6

POSTSEASON CAREER STATISTICS

YEAR	TEAM	GP/GS	TKL	SOLO	ASST	SACKS	FF	FR	PD	INT
2013	G.B.	1/0	4	4	0	0.0	0	0	2	0
2014	G.B.	2/0	0	0	0	0.0	0	0	0	0
NFL totals:		5 yrs. 3/0	4	4	0	0.0	0	0	2	0

CAREER HIGHS


	GAME	SEASON
Tackles:	8 (11/15/15 at BAL)	60 (2015)
Sacks:	1.0 (two times, last: 9/15/13 vs. WAS)	1.0 (2012 & 2013)
Forced fumbles:	1 (two times, last: 11/29/15 vs. S.D.)	1 (2014 & 2015)
Fumble recoveries:	1 (11/29/15 vs. S.D.)	1 (2015)
Passes defended:	4 (11/19/15 vs. TEN)	23 (2015)
Interceptions:	2 (11/19/15 vs. TEN)	4 (2015)

PLAYER BIOS

88

ALLEN HURNS

WIDE RECEIVER
6-3 205 LBS.
MIAMI (FLA.)
BORN NOVEMBER 12, 1991
MIAMI, FLORIDA
ACQ: ROOKIE FREE AGENT 2014
EXP: 3RD YEAR



TRANSACTIONS

Originally signed with Jacksonville as an undrafted rookie on 5/12/14

PRO (Games played/started - 36/28)

- Third-year WR has 135 career receptions for 2,008 yards (14.9 avg.) and 17 TDs
- Has a franchise-best 14.9 yards per reception avg.
- Has caught a pass in 36 consecutive games played, the longest streak by a Jaguars player since TE **Marcedes Lewis** (32 games) from 9/12/10 - 9/9/12 and the longest streak for a Jaguars WR since WR **Jimmy Smith** (76 games) from 9/9/01 - 1/1/06
- Holds the Jaguars record of seven consecutive games with a receiving touchdown (9/27/15-11/15/15)

2016 (w/ JAX - 5/5)

- **9/11 vs. G.B.:** Had four receptions for a team-leading 75 yards (18.8 rec. avg.), including a game-long 38-yard catch in the third quarter
- **9/18 at S.D.:** Posted five receptions for 64 yards (12.8 rec. avg.)
- **9/25 vs. BAL:** Recorded four receptions for 40 yards
- **10/2 vs. IND:** Posted two receptions for 47 yards, including a 42-yard TD in the fourth quarter
- **10/16 at CHI:** Caught five passes for 74 yards (14.8 rec. avg.)

2015 (w/ JAX - 15/15)

Finished his second NFL season setting career highs in receptions (64), receiving yards (1,030) and receiving TDs (10) ... Youngest undrafted player since the 1970 NFL merger to record 1,000-plus receiving yards and 10-plus receiving TDs in a single season ... Since 2005, one of only five undrafted NFL players to have recorded 1,000-plus receiving yards and 10-plus receiving TDs in a single season ... Became the fourth Jaguars player to post 1,000 receiving yards in a single season (**Jimmy Smith**, nine times; **Kennan McCardell**, four times; **Allen Robinson**, one time) ... Joins WR **Allen Robinson** (1,400) as the first Jaguars duo to each record 1,000-plus receiving yards in the same season since WR **Keenan McCardell** (1,110) and WR **Jimmy Smith** (1,373) in 2001 ... The first undrafted player age 24 or younger to post 1,000 receiving yards in a single season since DEN's **Steve Watson** (1,244) in 1981

- **9/27 at N.E.:** Had two receptions for 70 yards (35.0 avg.), including a 59-yard TD
- **10/4 at IND:** Recorded a career-high 11 receptions for his third career 100-yard game (116 yds.) and one TD
- **10/11 at T.B.:** Caught five passes for 116 yards (23.2 avg.) and one TD ... Became the third player in franchise history to register back-to-back games with at least 100 receiving yards and a TD ... Joins **Jimmy Smith** as the only players in franchise history to register back-to-back games with at least 100 receiving yards and a TD in two consecutive road games
- **10/25 vs. BUF:** Had two catches for 53 yards (26.5 rec. avg.), including the game-winning 31-yard TD reception with 2:16 remaining
- **11/8 at NYJ:** Had five receptions for 122 yards (24.4 rec. avg.) and one TD ... Along with teammate **Allen Robinson** (121 yards), marked the first time in Jaguars history that two players posted 120-plus receiving yards in a single game
- **11/15 at BAL:** Had five receptions for a team-high 62 yards (12.4 rec. avg.) and one TD
- **12/13 vs. IND:** Had three receptions for a team-high 105 yards and a career-long 80-yard TD reception in the third quarter, the third-longest reception in franchise history
- **12/27 at N.O.:** Surpassed 1,000 yards for the first time in his NFL career after registering eight receptions for 107 yards and a career-high-tying two TDs

2014 (w/ JAX - 16/8)

Started eight of 16 games as a rookie and produced a team-high six TDs, the most in franchise history by a rookie ... Registered 51 receptions for 677 yards, the second-most catches and yards by a Jaguars rookie ... Ranked fourth in NFL history among undrafted rookies in receptions, fifth in receiving yards and fourth in receiving TDs ... Ranked second on the club with 51 catches for 677 yards and a team-high six TDs which set a Jaguars rookie record ... Joined **Allen Robinson** (48-548) to become the first rookie duo in NFL history to register 48 or more receptions in a season

- **9/7 at PHI:** Started at WR in NFL debut and registered four catches for 110 yards and two TDs ... Became first player in NFL history to record two receiving TDs in the first quarter in his NFL debut, hooking up with **Chad Henne** from 34 and 21 yards ... Joined former Detroit WR **Charles Rogers** (Sept. 17, 2003 vs. Arizona) as only players in NFL history to score a TD on each of their first two receptions ... His 110 receiving yards were the most in franchise history by a WR in his first NFL game and fourth-most by a rookie in a game ... His 27.5-yard average per catch ranks fifth-highest in team history ... Finished the first quarter with three catches for 101 yards ... First undrafted rookie in team history to start in

season-opener

- **9/28 at SD:** Finished with five catches for 68 yards (13.6 avg.), including a 44-yard reception in the second quarter that set up a Jaguars TD ... Marked his fourth reception of 30-plus yards
- **11/2 at CIN:** Recorded a career-high seven catches for 112 yards and matched his career-high with two TDs ... Had TD receptions of 40 and 18 yards ... Tied for the most receiving TDs by a Jaguars rookie with five through nine games
- **12/7 vs. HOU:** Totaled 36 yards on five receptions including a four-yard TD pass from QB **Blake Bortles** in the first quarter ... Has the most touchdown receptions in team history by a rookie wide receiver

COLLEGE (at Miami, 2010-13)

- Concluded career ranked seventh in school history with 121 receptions and 1,891 yards
- Played in all 13 games as a senior, making 11 starts
- Named the 2013 Jack Harding Team Most Valuable Player, given annually to the school's top performer
- Set single-season school record for receiving yards (1,162), breaking mark previously held by WR **Leonard Hankerson**
- Set career-high in receptions (nine) and yards (173) in a 41-31 victory at Pittsburgh
- Became fourth Hurricane with 1,000-yard receiving season, joining **Eddie Brown** (1984), **Andre Johnson** (2002) and **Leonard Hankerson** (2010)

PERSONAL

- Attended Carol City (Miami, Fla.) High School where was ranked as a three-star recruit by Rivals.com
- As a senior, caught six passes for 110 yards before getting injured for the year
- Full name is Allen Bernard Hurns
- Twitter handle is @A1Hurns

REGULAR SEASON CAREER STATISTICS

YEAR	TEAM	GP/GS	RECS	YDS	AVG.	LG	TD
2014	JAX	16/8	51	677	13.3	63t	6
2015	JAX	15/15	64	1,031	16.1	80t	10
2016	JAX	5/5	20	300	15.0	42t	1
NFL totals: 2 yrs.		36/28	135	2,008	14.9	80t	17

CAREER HIGHS

	GAME	SEASON
Receptions:	11 (10/4/15 at IND)	64 (2015)
Receiving yards:	122 (11/8/15 at NYJ)	1,031 (2015)
Longest reception:	80t (12/13/15 vs. IND)	80t (2015)
Receiving touchdowns:	2 (three times, last: 12/27/15 at N.O.)	10 (2015)

2016 GAME-BY-GAME STATISTICS

DATE	OPP	RECS	YDS	AVG.	LG	TD
09/11	vs. Green Bay	4	75	18.8	38	0
09/18	at San Diego	5	64	12.8	24	0
09/25	vs. Baltimore	4	40	10.0	17	0
10/02	vs. Indianapolis	2	47	23.5	42t	1
BYE WEEK						
10/16	at Chicago	5	74	14.8	29	0
10/23	vs. Oakland					
10/27	at Tennessee					
11/06	at Kansas City					
11/13	vs. Houston					
11/20	at Detroit					
11/27	at Buffalo					
12/04	vs. Denver					
12/11	vs. Minnesota					
12/18	at Houston					
12/24	vs. Tennessee					
01/01	at Indianapolis					
2016 totals:		20	300	15.0	42t	1

PLAYER BIOS



2015 GAME-BY-GAME STATISTICS

DATE	GAME	RECs	YDS	AVG.	LG	TD
09/13	vs. Carolina	5	60	12.0	24	0
09/20	vs. Miami	4	68	17.0	24	0
09/27	at New England	2	70	35.0	59t	1
10/04	at Indianapolis	11	116	10.5	26	1
10/11	at Tampa Bay	5	116	23.2	59	1
10/18	vs. Houston	2	30	15.0	19	1
10/25	vs. Buffalo	2	53	26.5	31t	1
	BYE WEEK					
11/08	at N.Y. Jets	5	122	24.4	30t	1
11/15	at Baltimore	5	62	12.4	21	1
11/19	vs. Tennessee	3	19	6.3	7	0
11/29	vs. San Diego	4	42	10.5	29	0
12/06	at Tennessee			ina		
12/13	vs. Indianapolis	3	105	35.0	80t	1
12/20	vs. Atlanta	2	44	22.0	22	0
12/27	at New Orleans	8	107	13.4	24	2
01/03	at Houston	3	17	5.7	6	0
2015 totals:		64	1,031	16.1	80t	10



2014 GAME-BY-GAME STATISTICS

DATE	GAME	RECs	YDS	AVG.	LG	TD
09/07	at Philadelphia	4	110	27.5	46	2
09/14	at Washington	2	13	6.5	10	0
09/21	vs. Indianapolis	1	63	63.0	63t	1
09/28	at San Diego	5	68	13.6	44	0
10/05	vs. Pittsburgh	4	26	6.5	9	0
10/12	at Tennessee	2	18	9.0	10	0
10/19	vs. Cleveland	1	7	7.0	7	0
10/26	vs. Miami	3	49	16.3	20	0
11/02	at Cincinnati	7	112	16.0	40t	2
11/09	vs. Dallas	1	9	9.0	9	0
	BYE WEEK					
11/23	at Indianapolis	1	13	13.0	13	0
11/30	vs. N.Y. Giants	4	42	10.5	14	0
12/07	vs. Houston	5	36	7.2	16	1
12/14	at Baltimore	6	70	11.7	27	0
12/18	vs. Tennessee	3	26	8.7	15	0
12/28	at Houston	2	15	7.5	10	0
2014 totals:		51	677	13.3	63t	6

PLAYER BIOS

33

CHRIS IVORY



RUNNING BACK
6-0 222 LBS.
TIFFIN UNIVERSITY
BORN MARCH 22, 1988
LONGVIEW, TEXAS
ACQ: UFA (N.Y. JETS) 2016
EXP: 7TH YEAR

- **10/17 at T.B.:** Rushed 15 times for 158 yards (10.5 rush avg.)
- **11/25 at DAL:** Registered two touchdowns as he rushed seven times for 38 yards
- **12/5 at CIN:** Carried 15 times for 117 yards (7.8 rush avg.) with two touchdowns

COLLEGE (at Washington State, 2006-08; at Tiffin University, 2009-10)

- As a senior, carried 39 times for 223 yards in five games before suffering season-ending knee injury
- Appeared in 22 games over three seasons at Washington State, rushing for 534 yards on 91 attempts (5.9 rush avg.) and four touchdowns

Personal

- Earned three letters in football for head coach John King and two in track and field at Longview (Texas) H.S.
- Led football team to district title all three seasons
- Named best fullback by 5ATexasFootball.com and was a unanimous first-team All-District 12 5A selection
- Parents are Kenny and Judy Gilliland
- Twitter handle is @ivory33

TRANSACTIONS

Originally signed by New Orleans as an undrafted rookie free agent on 5/3/10 ... Acquired by the N.Y. Jets in exchange for a fourth-round 2013 draft choice on 4/26/13 ... Signed by Jacksonville as an undrafted free agent on 3/10/15

PRO (Games played/started - 73/37, 2/0)

- Seventh-year RB has spent time with New Orleans, N.Y. Jets and Jacksonville
- Career totals include 914 carries for 4,106 yards (4.5 rush avg.) and 25 touchdowns
- Has 56 receptions for 394 yards (7.0 rec. avg.) and two touchdowns

2016 (w/ JAX - 3/0)

- **9/11 vs. G.B.:** Inactive
- **9/18 at S.D.:** Inactive
- **9/25 vs. BAL:** Made his Jaguars debut, rushing 12 times for 14 yards
- **10/2 vs. IND:** Rushed eight times for 29 yards (3.6 avg.)
- **10/16 at CHI:** Rushed 11 times for 32 yards (2.9 avg.) and his first TD as a Jaguar

2015 (w/ NYJ - 15/14)

Started 14 of 15 games played and set career highs in carries (247), rushing yards (1,070), rushing touchdowns (seven), 100-yard rushing performances in a season (three), receptions (39) and receiving yards (217)

- **9/13 vs. CLE:** Recorded 20 carries for 91 yards (4.6 rush avg.) and two touchdowns, his fourth career multi-touchdown performance
- **10/4 at MIA:** Rushed for a career-high 166 yards and one TD for the seventh 100-yard game of his career
- **10/18 vs. WAS:** Established a career high in scrimmage yards (196) after registering 146 yards on 20 carries and 50 yards on three receptions ... Recorded back-to-back 100-yard rushing performances for the first time in his career
- **10/25 at N.E.:** Recorded the second receiving touchdown of his career, a nine-yard pass from QB **Ryan Fitzpatrick** in the third quarter
- **11/8 vs. JAX:** Registered the fifth multi-touchdown game for his career, rushing for a pair of one-yard touchdowns

2014 (w/ NYJ - 16/10)

Registered a team-high 821 rushing yards on 198 carries (4.1 rush avg) and six touchdowns ... Added 18 receptions for 123 yards (6.8 rec. avg.)

- **9/7 vs. OAK:** Gained 102 yards on 10 carries (10.2 rush avg.), including a career-long 71-yard touchdown in the fourth quarter
- **12/1 vs. MIA:** Ran for 62 yards on 16 carries (3.9 rush avg.) and helped team run for 277 yards, the eighth-highest output in Jets history
- **12/28 at MIA:** Registered the first receiving touchdown of his career on an eight-yard pass

2013 (w/ NYJ - 15/6)

Rushed for 833 yards on 182 rushes (4.6 rush avg.) and three touchdowns, and caught two passes for 10 yards (5.0 rec. avg.)

- **10/20 vs. N.E.:** Voted FedEx Ground NFL Player of the Week after rushing 34 times for 104 yards
- **11/3 vs. N.O.:** Finished with 139 rushing yards on 18 carries (7.7 rush avg.)
- **12/22 vs. CLE:** Finished with 20 carries for 109 yards (5.5 rush avg.)

2012 (w/ N.O. - 6/2)

Played in six games with two starts, rushing for 217 yards on 40 attempts (5.4 rush avg.) and two touchdowns ... Added two receptions for 15 yards (7.5 rec. avg.)

- **11/5 vs. PHI:** Gained 48 rushing yards on 10 carries (4.8 rush avg.) and added a 22-yard touchdown run
- **11/11 vs. ATL:** Carried seven times for 72 yards (10.3 rush avg.) and scored on a 56-yard run

2011 (w/ N.O. - 6/2, 2/0)

Spent the first seven weeks of the season on the Physically Unable to Perform list recovering from foot and sports hernia surgeries ... Played in six games and had 79 rushes for 374 yards (4.7 rush avg.) and one touchdown ... Played in both postseason games and rushed 22 times for 70 yards (3.2 rush avg.)

- **1/1 vs. CAR:** Ran 19 times for 127 yards and one touchdown

2010 (w/ N.O. - 12/3)

Appeared in 12 games with three starts and led the team in rushing, carrying 137 times for 716 yards (5.2 rush avg.) with five touchdowns ... Ranked fourth in the NFL in yards per carry and second among rookies in rushing yardage ... Named an All-Rookie by The Sporting News and Pro Football Weekly/Pro Football Writers of America

REGULAR SEASON CAREER STATISTICS

YEAR	TEAM	GP/GS	RUSHING					RECEIVING				
			NO	YDS	AVG	LG	TD	NO	YDS	AVG	LG	TD
2010	N.O.	12/3	137	716	5.2	55t	5	1	17	17.0	17	0
2011	N.O.	6/2	79	374	4.7	35t	1	0	0	0.0	0	0
2012	N.O.	6/2	40	217	5.4	56t	2	2	15	7.5	13	0
2013	NYJ	15/6	182	833	4.6	69	3	2	10	5.0	12	0
2014	NYJ	16/10	198	821	4.1	71t	6	18	123	6.8	23	1
2015	NYJ	15/14	247	1070	4.3	58	7	30	217	7.2	36	1
2016	JAX	3/0	31	75	2.4	13	1	3	12	4.0	9	0
NFL totals: 7 yrs. 73/37			914	4,106	4.5	71t	25	56	394	7.0	36	2

POSTSEASON CAREER STATISTICS

YEAR	TEAM	GP/GS	RUSHING					RECEIVING				
			NO	YDS	AVG	LG	TD	NO	YDS	AVG	LG	TD
2011	N.O.	2/0	22	70	3.2	19	0	0	0	0.0	0	0
NFL totals: 7 yrs.			2/0	22	70	3.2	19	0	0	0	0.0	0

CAREER HIGHS

	GAME	SEASON
Rushing attempts:	34 (10/20/13 vs. N.E.)	247 (2015)
Rushing yards:	166 (10/4/15 at Miami)	1,070 (2015)
Longest rush:	71 (9/7/14 vs. Oakland)	71 (2014)
Rushing touchdowns:	2 (three times, last: 10/26/14 vs. Buffalo)	7 (2015)
Receptions:	5 (12/6/15 at N.Y. Giants)	30 (2015)
Receiving yards:	52 (9/22/14 vs. Chicago)	217 (2015)
Receiving touchdowns:	1 (two times, last: 10/25/15 at New England)	14 (2015)

2016 GAME-BY-GAME STATISTICS

DATE	GAME	RUSHING					RECEIVING				
		NO	YDS	AVG	LG	TD	NO	YDS	AVG	LG	TD
09/11	vs. Green Bay										
09/18	at San Diego										
09/25	vs. Baltimore	12	14	1.2	4	0	1	9	9.0	9	0
10/02	vs. Indianapolis	8	29	3.6	13	0	0	0	0.0	0	0
	BYE WEEK										
10/16	at Chicago	11	32	2.9	9	1	2	3	1.5	2	0
10/23	vs. Oakland										
10/27	at Tennessee										
11/06	at Kansas City										
11/13	vs. Houston										
11/20	at Detroit										
11/27	at Buffalo										
12/04	vs. Denver										
12/11	vs. Minnesota										
12/18	at Houston										
12/24	vs. Tennessee										
01/01	at Indianapolis										
2016 totals:		31	75	2.4	13	1	3	12	4.0	9	0

PLAYER BIOS

44

MYLES JACK



LINEBACKER

6-1 245 LBS.

UCLA

BORN SEPTEMBER 3, 1995

SCOTTSDALE, ARIZONA

ACQ: 2ND ROUND OF 2016 DRAFT (36TH)

EXP: ROOKIE

TRANSACTIONS

• Originally drafted by Jacksonville in the second round (36th overall) of the 2016 draft on choice obtained from Baltimore for Jaguars' second (38th overall)- and fifth (146th overall)-round choices

PRO (Games played/started - 5/2)

Made his NFL and Jaguars debut in the team's season opener in 2016

2016 (w/ JAX - 5/2)

- **9/11 vs. G.B.:** Played in 12 snaps on special teams in NFL and team debut
- **9/18 at S.D.:** Saw action at LB, making two solo tackles, and on special teams
- **9/25 vs. BAL:** Saw action on special teams
- **10/2 vs. IND:** Earned his first career start at OTTO and made four tackles (three solo) and one pass defended
- **10/16 at CHI:** Started at OTTO and made one solo tackle

COLLEGE (at UCLA, 2013-15)

As a junior, started in all three games he played before injuring his knee in practice ... Registered 15 tackles ... Starter in all 13 games at LB and named second-team all-conference ... Finished second on the team with 88 tackles, 8.0 for loss, and seven passes defended ... As a freshman, saw action in all 13 games with 12 starts, 11 at LB and one at RB ... Finalist for the Paul Hornung Award as the nation's most versatile player ... Named first-team All-America by Athlon Sports as an all-purpose player and honorable mention All-America by SI.com ... First-team Freshman All-America selection by Sporting News ... Named both offensive and defensive freshman of the year in the Pac-12 by coaches ... Earned second-team All-Pac-12 honors ... His 75 tackles ranked fifth on the team and as the second-most ever by a true freshman ... Led team with 11 passes defended ... Scored seven rushing touchdowns on the season (second on the school's freshman list behind DeShaun Foster in 1998) ... Earned a spot on the Athletic Director's Academic Honor Roll in 2013 Fall and 2014 Winter quarters

PERSONAL

- A four-star recruit from Bellevue (Wash.) High School, according to both scout.com and rivals.com
- Ranked as the nation's No. 4 OLB and No. 1 in the west
- Also played running back in high school for an offense that averaged more than 46 points per game his senior season
- Selected to play in the U.S. Army All-American game, where he posted five tackles
- Earned letters in track (three) and basketball (one)
- Son of H. David Jack and La Sonjia (Fisher) Jack
- Has one brother, Jahlen
- Twitter handle is @MylesJack

REGULAR SEASON CAREER STATISTICS

YEAR	TEAM	GP/GS	TKL	SOLO	ASST	SACKS	FF	FR	PD	TFL
2016	JAX	5/0	7	6	1	0.0	0	0	1	0
NFL totals: 1 yr.		5/0	7	6	1	0.0	0	0	1	0

2016 GAME-BY-GAME STATISTICS

DATE	OPP	TKL	SOLO	ASST	ST	SACKS	FF	FR	PD	TFL
09/11	vs. Green Bay	0	0	0	0	0.0	0	0	0	0
09/18	at San Diego	2	2	0	0	0.0	0	0	0	0
09/25	vs. Baltimore	0	0	0	0	0.0	0	0	0	0
10/02	vs. Indianapolis	4	3	1	0	0.0	0	0	1	0
BYE WEEK										
10/16	at Chicago	1	1	0	0	0.0	0	0	0	0
10/23	vs. Oakland									
10/27	at Tennessee									
11/06	at Kansas City									
11/13	vs. Houston									
11/20	at Detroit									
11/27	at Buffalo									
12/04	vs. Denver									
12/11	vs. Minnesota									
12/18	at Houston									
12/24	vs. Tennessee									
01/01	at Indianapolis									
2016 totals:		7	6	1	0	0.0	0	0	1	0

PLAYER BIOS

90 MALIK JACKSON

DEFENSIVE LINEMAN

6-5 293 LBS.


TENNESSEE

BORN JANUARY 11, 1990

VAN NUYS, CALIFORNIA

ACQ: UFA (DENVER) 2016

EXP: 5TH YEAR



TRANSACTIONS

Originally selected by Denver in the fifth round (137th overall) of the 2012 NFL Draft ... Signed by Jacksonville as an unrestricted free agent on 3/10/16

PRO (Games played/started - 67/29, 8/7)

- Fifth-year defensive lineman joined the Jaguars after spending four years in Denver
- Has played in 67 regular season games (29 starts) and eight playoff contests (seven starts) during his first four years with the Broncos
- Regular season career totals include 146 tackles (111 solo), 16 passes defended, 15.0 sacks, two forced fumbles and two fumble recoveries
- Has recorded 21 tackles (16 solo), two passes defended, two forced fumbles, one sack and one fumble recovery in eight playoff games

2016 (w/ JAX - 5/5)

- **9/11 vs. G.B.:** Started at DT in his Jaguars debut
- **9/18 at S.D.:** Started at DT and made two tackles (one solo)
- **9/25 vs. BAL:** Registered his first sack of the season and first sack as a Jaguar
- **10/2 vs. IND:** Posted a season-high five solo tackles, including one tackle for loss, and one pass defended
- **10/16 at CHI:** Started at DT and made three tackles, including one tackle for loss

2015 (w/ DEN - 16/16, 3/3)

Started all 16 games for the first time in his career, finishing with a career-high 45 tackles (34 solo), 5.0 sacks and a career-best seven passes defended ... Started all three of Denver's postseason contests and tallied nine tackles (eight solo) and a fumble recovery for a TD in Super Bowl 50

- **9/17 vs. K.C.:** Finished with three tackles, one sack and one pass defended that led to CB Chris Harris Jr.'s interception at the Broncos' 10-yard line
- **9/27 at DET:** Posted three tackles, one fumble recovery and 0.5 sacks
- **10/11 at OAK:** Registered six tackles (five solo) and one sack
- **10/18 at CLE:** Posted four tackles (three solo), two tackles for loss and one sack
- **12/20 at PIT:** Tallied five tackles (four solo) and 1.5 sacks
- **2/7 vs. CAR (Super Bowl 50):** Recorded five tackles (five solo) and recovered a fumble in the end zone, marking the seventh fumble recovery for a touchdown in Super Bowl history

2014 (w/ DEN - 16/3, 1/1)

Played all 16 games for the second consecutive season and totaled 42 tackles (33 solo), four passes defended, three sacks and one forced fumble ... Was part of a rushing defense that allowed just 79.8 rushing yards per game, the lowest single-season figure in team history and the NFL's second-best mark in 2014

- **9/7 vs. IND:** Posted two tackles (one solo) and 0.5 sacks in season opener
- **10/5 vs. ARI:** Had two tackles (one solo) and 0.5 sacks
- **12/7 vs. BUF:** Tallied a season-high six tackles (six solo) and one sack
- **1/11 vs. IND:** Posted four tackles (one solo) in AFC Divisional Playoff Game

2013 (w/ DEN - 16/5, 3/3)

Played all 16 regular season games (five starts) and led Denver's defensive line with 42 tackles ... Ranked second on the team with six sacks and led the team with 11 tackles for loss ... Added four passes defended and one forced fumble ... Started in all three postseason games for the Broncos and made eight tackles (seven solo), one sack and two passes defended

- **9/23 vs. OAK:** Recorded his first career sack, splitting it with LB Wesley Woodyard
- **10/13 vs. JAX:** Posted a season-high seven tackles (five solo), two sacks and one pass defended
- **12/1 at K.C.:** Made his first NFL start ... Forced his first career fumble while adding two solo tackles
- **1/12 vs. S.D.:** Made his first postseason start and registered three tackles and one sack in team's AFC Divisional Playoff Game

2012 (w/ DEN - 14/0, 1/0)

Played 14 games as a rookie and totaled five tackles (three solo)

COLLEGE (at Southern California, 2008-09; at Tennessee, 2010-11)

- Played 46 games (24 starts) at Southern California and Tennessee and made 136 tackles (67 solo), 13 sacks, four forced fumbles and one fumble recovery
- Earned first-team All-SEC as a senior and second-team all-conference as a junior
- As a senior, led the Volunteers in tackles for loss (11) and sacks (2.5)
- Saw action in 21 games as a reserve defensive lineman at USC and recorded 22 tackles (15 solo), 5.5 sacks and two forced fumbles

PERSONAL

- Made 103 tackles and 14.5 sacks at Birmingham High School in Van Nuys, Calif.
- Helped lead Birmingham to the 2006 Los Angeles City title with 10.5 sacks as a junior
- Twin brother, Marquis, was all-conference DE for Texas Southern University from 2010-11
- Twitter handle is @TheMalikJackson



REGULAR SEASON CAREER STATISTICS

YEAR	TEAM	GP/GS	TKL	SOLO	ASST	SACKS	FF	FR	PD
2012	DEN	14/0	5	3	2	0.0	0	0	0
2013	DEN	16/5	42	30	12	6.0	1	0	4
2014	DEN	16/3	42	33	9	3.0	1	0	4
2015	DEN	16/16	45	34	11	5.0	0	2	7
2016	JAX	5/5	12	12	1	1.0	0	0	1
NFL totals: 5 yrs.		67/29	146	111	35	15.0	2	2	16



POSTSEASON CAREER STATISTICS

YEAR	TEAM	GP/GS	TKL	SOLO	ASST	SACKS	FF	FR	PD
2012	DEN	1/0	0	0	0	0.0	0	0	0
2013	DEN	3/3	8	7	1	1.0	0	0	2
2014	DEN	1/1	4	1	3	0.0	0	0	0
2015	DEN	3/3	9	8	1	0.0	0	1	0
NFL totals: 4 yrs.		8/7	21	16	5	1.0	0	1	2



CAREER HIGHS

	GAME	SEASON
Tackles:	7 (10/13/13 vs. Jacksonville)	45 (2015)
Sacks:	2.0 (10/13/13 vs. Jacksonville)	6.0 (2013)
Forced fumbles:	1 (twice, last: 11/9/14 at Oakland)	1 (2013 & 2014)
Fumble recoveries:	1 (twice, last: 11/22/15 at Chicago)	2 (2015)
Passes defended:	2 (six times, last: 12/13/15 vs. Oakland)	7 (2015)



2016 GAME-BY-GAME STATISTICS

DATE	OPP	TKL	SOLO	ASST	SACKS	FF	FR	PD	TFL
09/11	vs. Green Bay	2	0	0	0.0	0	0	0	0
09/18	at San Diego	0	1	1	0.0	0	0	0	0
09/25	vs. Baltimore	2	2	0	1.0	0	0	0	1
10/02	vs. Indianapolis	5	5	0	0.0	0	0	1	1
	BYE WEEK								
10/16	at Chicago	3	3	0	0.0	0	0	0	1
10/23	vs. Oakland								
10/27	at Tennessee								
11/06	at Kansas City								
11/13	vs. Houston								
11/20	at Detroit								
11/27	at Buffalo								
12/04	vs. Denver								
12/11	vs. Minnesota								
12/18	at Houston								
12/24	vs. Tennessee								
01/01	at Indianapolis								
2016 totals:		12	11	1	1.0	0	0	1	3



2015 GAME-BY-GAME STATISTICS

DATE	OPP.	TKL	SOLO	ASST	SACKS	FF	FR	PD
09/13	vs. Baltimore	3	0	3	0.0	0	0	0
09/17	at Kansas City	3	0	3	1.0	0	0	0
09/27	at Detroit	2	1	1	0.5	0	1	0
10/04	vs. Minnesota	2	1	1	0.0	0	0	0
10/11	at Oakland	6	5	1	1.0	0	0	0
10/18	at Cleveland	4	3	1	1.0	0	0	0
11/01	vs. Green Bay	2	1	1	0.0	0	0	1
11/08	at Indianapolis	5	3	2	0.0	0	0	2
11/15	vs. Kansas City	3	3	0	0.0	0	0	0
11/22	at Chicago	0	0	0	0.0	0	1	0
11/29	vs. New England	1	0	1	0.0	0	0	0
12/06	at San Diego	2	2	0	0.0	0	0	2
12/13	vs. Oakland	2	2	0	0.0	0	0	2
12/20	at Pittsburgh	5	3	2	1.5	0	0	0
12/28	vs. Cincinnati	3	2	1	0.0	0	0	0
01/03	vs. San Diego	2	2	0	0.0	0	0	0
2015 totals:		45	34	11	5.0	0	2	7

01/17	vs. Pittsburgh	2	1	1	0.0	0	0	0
01/24	vs. New England	2	2	0	0.0	0	0	0
02/07	vs. Carolina	5	5	0	0.0	0	1	0
Postseason totals:		9	8	1	0.0	0	1	0

PLAYER BIOS



2014 GAME-BY-GAME STATISTICS

DATE	OPP.	TKL	SOLO	ASST	SACKS	FF	FR	PD
09/07	vs. Indianapolis	2	1	1	0.5	0	0	0
09/14	vs. Kansas City	1	1	0	0.0	0	0	0
09/21	at Seattle	5	0	5	0.0	0	0	0
BYE WEEK								
10/05	vs. Arizona	2	1	1	0.5	0	0	0
10/12	at N.Y. Jets	4	3	1	0.0	0	0	0
10/19	vs. San Francisco	1	1	0	1.0	0	0	0
10/23	vs. San Diego	1	1	0	1.0	0	0	0
11/02	at New England	2	1	1	0.0	0	0	0
11/09	at Oakland	1	1	0	0.0	1	0	0
11/16	at St. Louis	5	5	0	0.0	0	0	0
11/23	vs. Miami	3	3	0	0.0	0	0	0
11/30	at Kansas City	0	0	0	0.0	0	0	0
12/07	vs. Buffalo	6	6	0	1.0	0	0	0
12/14	at San Diego	2	2	0	0.0	0	0	2
12/22	at Cincinnati	5	5	0	0.0	0	0	0
12/28	vs. Oakland	2	2	0	0.0	0	0	2
2014 Totals:		42	33	9	3.0	1	0	4
01/11	vs. Indianapolis	4	1	3	0.0	0	0	0
Postseason totals:		4	1	3	0.0	0	0	0



2013 GAME-BY-GAME STATISTICS

DATE	OPP.	TKL	SOLO	ASST	SACKS	FF	FR	PD
09/05	vs. Baltimore	1	0	1	0.0	0	0	0
09/15	at N.Y. Giants	2	2	0	0.0	0	0	0
09/23	vs. Oakland	1	0	1	0.5	0	0	0
09/29	vs. Philadelphia	0	0	0	0.0	0	0	0
10/06	at Dallas	2	1	1	1.0	0	0	0
10/13	vs. Jacksonville	7	5	2	2.0	0	0	1
10/20	at Indianapolis	3	1	2	0.0	0	0	1
10/27	vs. Washington	1	1	0	0.0	0	0	0
11/10	at San Diego	3	1	2	0.5	0	0	2
11/17	vs. Kansas City	3	1	2	0.0	0	0	2
11/24	at New England	1	1	0	0.0	0	0	0
12/01	at Kansas City	2	2	0	0.0	1	0	0
12/08	vs. Tennessee	4	4	0	1.0	0	0	0
12/12	vs. San Diego	3	3	0	0.0	0	0	0
12/22	at Houston	5	4	1	0.0	0	0	0
12/29	at Oakland	4	4	0	1.0	0	0	0
2013 Totals:		42	30	12	6.0	1	0	4
01/12	vs. San Diego	3	3	0	1.0	0	0	0
01/19	vs. New England	0	0	0	0.0	0	0	1
02/02	vs. Seattle	5	4	1	0.0	0	0	1
Postseason totals:		8	7	1	1.0	0	0	2



2012 GAME-BY-GAME STATISTICS

DATE	OPP.	TKL	SOLO	ASST	SACKS	FF	FR	PD
09/09	vs. Pittsburgh				ina			
09/17	at Atlanta	0	0	0	0.0	0	0	0
09/23	vs. Houston	1	1	0	0.0	0	0	0
09/30	vs. Oakland	0	0	0	0.0	0	0	0
10/07	at New England	1	1	0	0.0	0	0	0
10/15	at San Diego				DNP			
BYE WEEK								
10/28	vs. San Diego	0	0	0	0.0	0	0	0
11/04	at Cincinnati	0	0	0	0.0	0	0	0
11/11	at Carolina	1	1	0	0.0	0	0	0
11/18	vs. San Diego	0	0	0	0.0	0	0	0
11/25	at Kansas City	0	0	0	0.0	0	0	0
12/02	vs. Tampa Bay	0	0	0	0.0	0	0	0
12/06	at Oakland	0	0	0	0.0	0	0	0
12/16	at Baltimore	0	0	0	0.0	0	0	0
12/23	vs. Cleveland	1	0	1	0.0	0	0	0
12/30	vs. Kansas City	1	1	0	0.0	0	0	0
2012 Totals:		42	30	12	6.0	1	0	4
01/12	vs. Baltimore	1	0	1	0.0	0	0	0
Postseason totals:		1	0	1	0.0	0	0	0

PLAYER BIOS

36

JOSH JOHNSON



CORNERBACK
5-10 200 LBS.

PURDUE
BORN SEPTEMBER 10, 1990
DADE CITY, FLORIDA
ACQ: FREE AGENT 2016
EXP: FIRST YEAR

TRANSACTIONS

Originally signed with San Diego as an undrafted free agent on 4/27/13 ... Waived on 8/31/13 ... Signed by Jacksonville on 2/12/16

PRO (Games Played/Started – 3/0)

- Spent training camp with the San Diego Chargers in 2013 after being signed as an undrafted free agent
- Played for the CFL's BC Lions from 2014-15, playing in 24 games and recording 100 tackles, 5.0 sacks, three INTs, three passes defended and two fumble recoveries

2016 (w/ JAX - 3/0)

- 9/11 vs. G.B.:** Inactive
- 9/18 at S.D.:** Made his Jaguars debut and saw action on special teams
- 9/25 vs. BAL:** Saw action on special teams and two snaps at CB
- 10/2 vs. IND:** Played a season-high 48 snaps at CB and tallied five tackles (three solo), including his first career 0.5 sack ... With 1:42 remaining in the fourth quarter, broke up QB **Andrew Luck's** attempt to TE **Dwayne Allen** on fourth-and-one to force a turnover on downs
- 10/16 at CHI:** Inactive

COLLEGE (at Purdue, 2009-12)

- Played in 49 games over his four-year career, totaling 182 tackles and six interceptions
- Recorded 31 passes defended, including a team-high 16 during his senior season.

PERSONAL

- Given name is Joshua Lutrail Johnson
- Organizational leadership and supervision major
- Nickname is "Jay Jay"
- Twitter handle is @jjohnson28FLA

REGULAR SEASON CAREER STATISTICS

YEAR	TEAM	GP/GS	TKL	SOLO	ASST	SACKS	FF	FR	PD	INT
2016	JAX	3/0	5	3	2	0.5	0	0	1	0
NFL totals: 1 yr.		3/0	5	3	3	0.5	0	0	1	0

2016 GAME-BY-GAME STATISTICS

DATE	OPP	TKL	SOLO	ASST	SACKS	FF	FR	PD	INT
09/11	vs. Green Bay				ina				
09/18	at San Diego	0	0	0	0.0	0	0	0	0
09/25	vs. Baltimore	0	0	0	0.0	0	0	0	0
10/02	vs. Indianapolis	5	3	2	0.5	0	0	1	0
	BYE WEEK								
10/16	at Chicago				ina				
10/23	vs. Oakland								
10/27	at Tennessee								
11/06	at Kansas City								
11/13	vs. Houston								
11/20	at Detroit								
11/27	at Buffalo								
12/04	vs. Denver								
12/11	vs. Minnesota								
12/18	at Houston								
12/24	vs. Tennessee								
01/01	at Indianapolis								
2016 totals:		5	3	2	0.5	0	0	1	0

PLAYER BIOS

95

ABRY JONES

DEFENSIVE TACKLE

6-4 320 LBS.

GEORGIA

BORN SEPTEMBER 8, 1991

WARNER ROBINS, GEORGIA

ACQ: ROOKIE FREE AGENT 2013

EXP: 4TH YEAR



TRANSACTIONS

Originally signed by Jacksonville as an undrafted rookie on 4/27/13 ... Placed on injured reserve on 1/1/16

PRO (Games played/started - 44/2)

- Earned roster spot as an undrafted rookie in 2013 and has played in 44 games
- Career totals include 69 tackles (41 solo), 5.5 sacks, two forced fumbles, one fumble recovery, three passes defended and five QB pressures
- Played in all 16 games in 2014

2016 (w/ JAX - 5/0)

- **9/11 vs. G.B.:** Played five snaps at DT and 17 on special teams
- **9/18 at S.D.:** Saw action at DT and made one tackle
- **9/25 vs. BAL:** Saw action at DT and on special teams
- **10/2 vs. IND:** Saw action at DT and made two tackles (one solo)
- **10/16 at CHI:** Saw action at DT, making two solo tackles, including one tackle for loss

2015 (w/ JAX - 15/0)

Played in 15 games before being placed on the team's injured reserve list for the final regular season game ... Totaled 16 tackles (seven solo), 2.0 sacks, one forced fumble and one fumble recovery

- **10/4 at IND:** Saw action at DT and special teams, and recorded his first career fumble recovery
- **10/11 at T.B.:** Made five tackles (three solo), including two tackles for loss and recorded one pass defended
- **10/25 vs. BUF:** Made one tackle (one solo), including one sack
- **11/15 at BAL:** Made four tackles (one solo), including a sack-fumble that was recovered by DT **Tyson Alualu**

2014 (w/ JAX - 16/2)

Played in all 16 games for the first time in his career and registered a career-best 39 tackles (23 solo), three sacks, four tackles for loss, three quarterback hits and one forced fumble

- **10/5 vs. PIT:** Registered a career-high two sacks including a sack/forced fumble of QB **Ben Roethlisberger** early in the fourth quarter ... Also sacked Roethlisberger in the second quarter ... Added one QB pressure and one tackle for loss
- **10/19 vs. CLE:** Made three solo tackles, one QB hit and one tackle for loss ...
- **12/7 vs. HOU:** Saw action at DT and matched his season-high with four tackles (three solo)
- **12/18 vs. TEN:** Made first career start and totaled a career-high five tackles (three solo) along with one sack ... Sacked QB **Charlie Whitehurst** for a three-yard loss on the opening possession
- **12/28 at HOU:** Started for the second consecutive game and totaled three tackles (one solo)

2013 (w/ JAX - 8/0)

Played in eight games as a rookie after earning a roster spot as an undrafted free agent ... Totaled nine tackles, 0.5 sacks and one QB hit

- **10/6 at STL:** Made NFL debut on and saw action on defense
- **10/20 vs. SD:** Made first career tackle
- **12/22 vs. TEN:** Saw extensive action in DL rotation and posted a career-high four tackles (three solo), one QB hit and split a sack with LB **Paul Posluszny** in the first quarter
- **12/29 at IND:** Totaled two solo tackles in season-finale

COLLEGE (at Georgia, 2009-12)

- Three-year letterman and appeared in 46 games, making 26 starts at DE and DT
- Career totals include 107 tackles (52 solo), 35 QB pressures, 13.5 tackles for a loss, 5.0 sacks and two forced fumbles
- Received the David Jacobs Award as a player who, by example, portray courage, spirit, character and determination
- Majored in communication studies

PERSONAL

- Attended Northside (Ga.) High School
- USA Today All-USA second-team selection
- Twitter handle is @JUSTAB3

REGULAR SEASON CAREER STATISTICS

YEAR	TEAM	GP/GS	TKL	SOLO	ASST	SACKS	FF	FR	PD	TFL
2013	JAX	8/0	9	8	1	0.5	0	0	0	0
2014	JAX	16/2	39	23	16	3.0	1	0	1	3
2015	JAX	15/0	16	7	9	2.0	1	1	2	3
2016	JAX	5/0	5	3	2	0.0	0	0	0	1
NFL totals: 3 yrs.		44/2	69	41	28	5.5	2	1	3	7

CAREER HIGHS

	GAME	SEASON
Tackles:	5 (two times, last: 10/11/15 vs. T.B.)	39 (2014)
Sacks:	2.0 (10/5/14 vs. PIT)	3.0 (2014)
Forced fumbles:	1 (twice, last: 11/15/15 at BAL)	1 (2014 & 2015)
Fumble recoveries:	1 (10/4/15 at IND)	1 (2014)
Passes defended:	1 (three times, last: 10/11/15 at T.B.)	2 (2015)

2016 GAME-BY-GAME STATISTICS

DATE	OPP	TKL	SOLO	ASST	ST	SACKS	FF	FR	PD	TFL
09/11	vs. Green Bay	0	0	0	0	0.0	0	0	0	0
09/18	at San Diego	1	0	1	0	0.0	0	0	0	0
09/25	vs. Baltimore	0	0	0	0	0.0	0	0	0	0
10/02	vs. Indianapolis	2	1	1	0	0.0	0	0	0	0
BYE WEEK										
10/16	at Chicago	2	2	0	0	0.0	0	0	0	1
10/23	vs. Oakland									
10/27	at Tennessee									
11/06	at Kansas City									
11/13	vs. Houston									
11/20	at Detroit									
11/27	at Buffalo									
12/04	vs. Denver									
12/11	vs. Minnesota									
12/18	at Houston									
12/24	vs. Tennessee									
01/01	at Indianapolis									
2016 totals:		5	3	2	0	0.0	0	0	0	1

2015 GAME-BY-GAME STATISTICS

DATE	GAME	TKL	SOLO	ASST	ST	SACKS	FF	FR	PD	TFL
09/13	vs. Carolina	0	0	0	0	0.0	0	0	0	0
09/20	vs. Miami	0	0	0	0	0.0	0	0	0	0
09/27	at New England	1	0	1	0	0.0	0	0	1	0
10/04	at Indianapolis	0	0	0	0	0.0	0	1	0	0
10/11	at Tampa Bay	5	3	2	0	0.0	0	0	1	2
10/18	vs. Houston	0	0	0	0	0.0	0	0	0	0
10/25	vs. Buffalo	1	1	0	0	1.0	0	0	0	1
11/1 BYE WEEK										
11/08	at N.Y. Jets	3	0	3	0	0.0	0	0	0	0
11/15	at Baltimore	4	1	3	0	1.0	1	0	0	0
11/19	vs. Tennessee	1	1	0	0	0.0	0	0	0	0
11/29	vs. San Diego	0	0	0	0	0.0	0	0	0	0
12/06	at Tennessee	0	0	0	0	0.0	0	0	0	0
12/13	vs. Indianapolis	0	0	0	0	0.0	0	0	0	0
12/20	vs. Atlanta	1	1	0	0	0.0	0	0	0	0
12/27	at New Orleans	0	0	0	0	0.0	0	0	0	0
01/03	at Houston					IR				
2015 totals:		16	7	9	0	2.0	1	1	2	3

2014 GAME-BY-GAME STATISTICS

DATE	GAME	TKL	SOLO	ASST	ST	SACKS	FF	FR	PD	TFL
09/07	at Philadelphia	0	0	0	0	0.0	0	0	0	0
09/14	at Washington	3	2	1	0	0.0	0	0	0	1
09/21	vs. Indianapolis	1	1	0	0	0.0	0	0	0	0
09/28	at San Diego	0	0	0	0	0.0	0	0	0	0
10/05	vs. Pittsburgh	4	4	0	0	2.0	1	0	0	0
10/12	at Tennessee	2	2	0	0	0.0	0	0	0	0
10/19	vs. Cleveland	3	3	0	0	0.0	0	0	0	1
10/26	vs. Miami	1	0	1	0	0.0	0	0	1	0
11/02	at Cincinnati	3	1	2	0	0.0	0	0	0	0
11/09	vs. Dallas	1	1	0	0	0.0	0	0	0	0
BYE WEEK										
11/23	at Indianapolis	3	1	2	0	0.0	0	0	0	0
11/30	vs. N.Y. Giants	3	1	2	0	0.0	0	0	0	0
12/07	vs. Houston	4	3	1	0	0.0	0	0	0	0
12/14	at Baltimore	3	0	3	0	0.0	0	0	0	0
12/18	vs. Tennessee	5	3	2	0	1.0	0	0	0	1
12/28	at Houston	3	1	2	0	0.0	0	0	0	0
2014 totals:		39	23	16	0	3.0	1	0	1	3

PLAYER BIOS




2013 GAME-BY-GAME STATISTICS

DATE	GAME	TKL	SOLO	ASST	ST	SACKS	FF	FR	PD	TFL
09/08	vs. Kansas City					ina				
09/15	at Oakland					ina				
09/22	at Seattle					ina				
09/29	vs. Indianapolis					ina				
10/06	at St. Louis	0	0	0	0	0.0	0	0	0	0
10/13	at Denver	0	0	0	0	0.0	0	0	0	0
10/20	vs. San Diego	1	1	0	0	0.0	0	0	0	0
10/27	vs. San Francisco					ina				
	BYE WEEK									
11/10	at Tennessee					ina				
11/17	vs. Arizona					ina				
11/24	at Houston					ina				
12/01	at Cleveland	0	0	0	0	0.0	0	0	0	0
12/05	vs. Houston	1	1	0	0	0.0	0	0	0	0
12/15	vs. Buffalo	1	1	0	0	0.0	0	0	0	0
12/22	vs. Tennessee	4	3	1	0	0.5	0	0	0	0
12/29	at Indianapolis	2	2	0	0	0.0	0	0	0	0
2013 totals:		9	8	1	0	0.5	0	0	0	0

PLAYER BIOS

83

BEN KOYACK



TIGHT END

6-5 255 LBS.

NOTRE DAME

BORN APRIL 9, 1993

OIL CITY, PENNSYLVANIA

ACQ: 7TH ROUND OF 2015 DRAFT (229TH)

EXP: 1ST YEAR

TRANSACTIONS

Originally drafted by Jacksonville in the seventh round (229th overall) of the 2015 draft ... Signed by Jacksonville to the practices squad on 9/6/15

PRO (Games played/started - 3/0)

• Spent his rookie season in 2015 on the practice squad before starting the 2016 season on the active roster

2016 (w/ JAX - 3/0)

- **9/11 vs. G.B.:** Played eight snaps on special teams and lined up at TE six times
- **9/18 at S.D.:** Saw action at TE and on special teams, and made one special teams tackle
- **9/25 vs. BAL:** Inactive (knee)
- **10/2 vs. IND:** Inactive (knee)
- **10/16 at CHI:** Saw action on special teams and one snap at TE

COLLEGE (at Notre Dame, 2011-14)

- Participated in the 2015 Senior Bowl
- Named to the Mackey Award Watch List, given annually to the most outstanding Tight End in FBS college football
- As a senior, started at tight end in all 13 games and totaled 30 receptions for 317 yards and two TDs

PERSONAL

- Played for coach Matt LaVerde at Oil City (Pa.) High School
- Received first-team Pennsylvania all-state honors from Pennsylvania Sportswriters and Associated Press in 2010
- Rated best tight end in country and 25th-best prospect overall by Scout.com
- Recorded 62 receptions for 1,031 yards and 11 TDs as a senior ... Averaged 16.6 yards per catch
- Besides tight end, played quarterback, wide receiver, defensive end and linebacker
- Hails from family of musicians and is proficient playing trombone, piano and euphonium
- Son of David and Karen
- Twitter handle is @koymonster

REGULAR SEASON CAREER STATISTICS

YEAR	TEAM	GP/GS	NO	YDS	AVG	LG	TD
2015	JAX				ps		
2016	JAX	3/0	0	0	0.0	0	0
NFL totals: 1 yr.		3/0	0	0	0.0	0	0

2016 GAME-BY-GAME STATISTICS

DATE	OPP	RECS	YDS	AVG.	LG	TD
09/11	vs. Green Bay	0	0	0.0	0	0
09/18	at San Diego	0	0	0.0	0	0
09/25	vs. Baltimore			ina		
10/02	vs. Indianapolis			ina		
	BYE WEEK					
10/16	at Chicago	0	0	0.0	0	0
10/23	vs. Oakland					
10/27	at Tennessee					
11/06	at Kansas City					
11/13	vs. Houston					
11/20	at Detroit					
11/27	at Buffalo					
12/04	vs. Denver					
12/11	vs. Minnesota					
12/18	at Houston					
12/24	vs. Tennessee					
01/01	at Indianapolis					
2016 totals:		0	0	0.0	0	0

Additional statistics: one special teams tackle

PLAYER BIOS

11

MARQISE LEE



WIDE RECEIVER

6-0 200 LBS.

SOUTHERN CALIFORNIA

BORN NOVEMBER 25, 1991

INGLEWOOD, CALIFORNIA

ACQ: 2ND ROUND OF 2014 DRAFT (39TH)

EXP: 3RD YEAR

TRANSACTIONS

Originally drafted by Jacksonville in the second round (39th overall) of the 2014 draft

PRO (Games played/started - 28/9)

- Third-year WR has 74 receptions for 843 yards (11.4 rec. avg.) and two TDs
- Was first of two receivers selected by the Jaguars in the second round of 2014 draft
- Became 24th WR selected by the Jaguars in franchise history, the fifth-highest in team history
- Marked the seventh USC player drafted by the Jaguars in team history, the second-most among any colleges (Florida, 9)

2016 (w/ JAX - 5/0)

- **9/11 vs. G.B.:** Made two catches for 22 yards
- **9/18 at S.D.:** Had five receptions for a career-high-tying 75 yards (15.0 rec. avg.)
- **9/25 vs. BAL:** Recorded five receptions for 44 yards (8.8 rec. avg.)
- **10/2 vs. IND:** Had four catches for 28 yards (7.0 rec. avg.)
- **10/16 at CHI:** Posted a team-high six receptions for 61 yards (10.2 rec. avg.)

2015 (w/ JAX - 10/1)

- Played in 10 games during his second season with one start, totaling 15 receptions for 191 yards (12.7 rec. avg.) for one TD ... Added five rushes for 38 yards (7.6 rush avg.)
- **9/20 vs. MIA:** Had two receptions for 27 yards (13.5 avg.) in season debut ... Also rushed once for 12 yards
 - **12/6 at TEN:** Had one reception for 17 yards in his first start of the season at WR ... Also recorded one rush for four yards
 - **12/20 vs. ATL:** Had two receptions for 46 yards (23.0 avg.), including a season-long 30-yard reception in the fourth quarter
 - **12/27 at N.O.:** Recorded three receptions for 26 yards (8.7 rec. avg.) and one TD ... Rushed once for nine yards (9.0 rush avg.)

2014 (w/ JAX - 13/8)

- Appeared in 13 games as a rookie with eight starts and registered 37 receptions for 422 yards and one TD ... Missed three consecutive games with a hamstring injury
- **9/7 at PHI:** Started at WR in NFL debut and tied for the team lead with six catches for 62 yards with a long of 18 ... Joined WR **Allen Hurns** as first two rookie WRs to start in season-opener in franchise history
 - **9/14 at WAS:** Started at WR and had two receptions for 11 yards ... Missed next three games with a hamstring injury
 - **10/12 at TEN:** Returned to action after missing three games and finished with two receptions for 26 yards with a long of 16 yards .
 - **11/23 at IND:** Led the team with 52 yards on three receptions (17.3 avg.) with a career-long 37-yard catch in the fourth quarter
 - **11/30 vs. NYG:** Started at WR and led team with six catches for 75 yards ... Scored on a 30-yard TD pass from QB **Blake Bortles** in the third quarter, his first career score
 - **12/7 vs. HOU:** Started at WR and posted five receptions for 67 yards with a long of 31 yards, his third straight game with a 30-plus yard reception
 - **12/18 vs. TEN:** Started at WR and led team with four catches for 65 yards including a 34-yard grab in the third quarter ... Marked fourth straight game with four or more receptions

COLLEGE (at Southern California, 2011-13)

- Three-year starter who declared for the NFL Draft following his junior season
- Career totals included 248 receptions for 3,655 yards (14.7 avg.) with 29 TDs
- Owns 24 school records and set five Pac-12 Conference marks
- Won the Biletnikoff Award as a sophomore as the nation's top receiver
- Ranked first in school history in receiving yards, second in receptions and fourth in receiving TDs
- Was a long jumper and sprinter on USC's track team
- Became the school's first Biletnikoff Award winner as a sophomore as well as unanimous All-American and All-Pac 12 Conference first-team choice
- Majored in sociology

PERSONAL

- Attended Serra High School in Gardena, Calif.
- Lettered in football, basketball and track
- Earned Parade All-American as a senior as well as Super Prep All-American, Under Armour All-American, ESPNU 150, Rivals 100 and Prep Star Dream Team
- Finished with 57 receptions for 1,409 yards (24.7 avg.) with 24 TDs in final season along with 45 tackles and three INTs
- Was a sprinter and jumper on the track team, boasting a national prep No. 3 best 24-8 long jump, plus career bests of 44-7 in the triple jump, 6-4 in the high jump,

10.74 in the 100 meters and 22.11 in the 200 meters

- Named the 2010-11 Cal-Hi Sports Boys State Athlete of the Year and Cal-Hi Sports Boys Division IV Athlete of the Year
- Twitter handle is @TeamLee1

REGULAR SEASON CAREER STATISTICS							
YEAR	TEAM	GP/GS	NO	YDS	AVG	LG	TD
2014	JAX	13/8	37	422	11.4	37	1
2015	JAX	10/1	15	191	12.7	30	0
2016	JAX	5/0	22	230	10.5	22	0
NFL totals: 3 yrs.		28/9	74	843	11.4	37	1

CAREER HIGHS			
	GAME	SEASON	
Receptions:	6 (three times, last: 10/16/16 at CHI)	37 (2014)	
Receiving yards:	75 (two times, last: 9/18/16 at S.D.)	422 (2014)	
Longest reception:	37 (11/23/14 at IND)	37 (2014)	
Receiving touchdowns:	1 (two times, last: 12/27/15 at N.O.)	1 (2014 & 2015)	

2016 GAME-BY-GAME STATISTICS							
DATE	OPP	RECS	YDS	AVG.	LG	TD	
09/11	vs. Green Bay	2	22	11.0	12	0	
09/18	at San Diego	5	75	15.0	22	0	
09/25	vs. Baltimore	5	44	8.8	20	0	
10/02	vs. Indianapolis	4	28	7.0	13	0	
	BYE WEEK						
10/16	at Chicago	6	61	10.2	14	0	
10/23	vs. Oakland						
10/27	at Tennessee						
11/06	at Kansas City						
11/13	vs. Houston						
11/20	at Detroit						
11/27	at Buffalo						
12/04	vs. Denver						
12/11	vs. Minnesota						
12/18	at Houston						
12/24	vs. Tennessee						
01/01	at Indianapolis						
2016 totals:		22	230	10.5	22	0	

2015 GAME-BY-GAME STATISTICS							
DATE	GAME	RECS	YDS	AVG.	LG	TD	
09/13	vs. Carolina				ina		
09/20	vs. Miami	2	27	13.5	18	0	
09/27	at New England	1	13	13.0	13	0	
10/04	at Indianapolis				ina		
10/11	at Tampa Bay				ina		
10/18	vs. Houston				ina		
10/25	vs. Buffalo				ina		
11/01	BYE WEEK						
11/08	at N.Y. Jets				ina		
11/15	at Baltimore	1	8	8.0	8	0	
11/19	vs. Tennessee	0	0	0.0	0	0	
11/29	vs. San Diego	1	3	3.0	3	0	
12/06	at Tennessee	1	17	17.0	17	0	
12/13	vs. Indianapolis	1	21	21.0	21	0	
12/20	vs. Atlanta	2	46	23.0	30	0	
12/27	at New Orleans	3	26	8.7	18	1	
01/03	at Houston	3	30	10.0	14	0	
2015 totals:		15	191	12.7	30	1	

Additional statistics: Five rushes for 38 yards (7.6 avg.)

PLAYER BIOS



2014 GAME-BY-GAME STATISTICS

DATE	GAME	RECs	YDS	AVG.	LG	TD
09/07	at Philadelphia	6	62	10.3	18	0
09/14	at Washington	2	11	5.5	8	0
09/21	vs. Indianapolis			ina		
09/28	at San Diego			ina		
10/05	vs. Pittsburgh			ina		
10/12	at Tennessee	2	26	13.0	16	0
10/19	vs. Cleveland	1	20	20.0	20	0
10/26	vs. Miami	1	9	9.0	9	0
11/02	at Cincinnati	0	0	0.0	0	0
11/09	vs. Dallas	1	13	13.0	13	0
	BYE WEEK					
11/23	at Indianapolis	3	52	17.3	37	0
11/30	vs. N.Y. Giants	6	75	12.5	30	1
12/07	vs. Houston	5	67	13.4	31	0
12/14	at Baltimore	4	14	3.5	13	0
12/18	vs. Tennessee	4	65	16.3	34	0
12/28	at Houston	2	8	4.0	4	0
2014 totals:		37	422	11.4	37	1

Additional statistics: Three rushes for nine yards (3.0 avg.)

PLAYER BIOS

89 MARCEDES LEWIS




TIGHT END
6-6 275 LBS.

UCLA
BORN MAY 19, 1984
LONG BEACH, CALIFORNIA

ACQ: 1ST ROUND OF 2006 DRAFT (28TH)

EXP: 11TH YEAR



TRANSACTIONS

Originally drafted by Jacksonville in the first round (28th overall) of the 2006 draft

PRO (Games played/started - 149/135)

- Eleventh-year pro has started 135 of 149 games
- Career totals include 339 receptions for 4,112 yards (12.1 rec. avg.) with 28 TDs
- Became Jaguars first Pro Bowl tight end after he earned honors in 2010
- One of three Jaguars to record 4,000+ career receiving yards, joining **Jimmy Smith** (12,287) and **Kenann McCardell** (6,393)
- Former 2006 first-round pick ranks third in Jaguars history in career receiving yards and receiving TDs and fourth in receptions
- Owns team record for receptions, career TDs, receiving yards and receptions of 25-plus yards by a TE

2016 (w/ JAX - 5/5)

Began his 11th season with the Jaguars, the second-longest career with the team in franchise history

- **9/11 vs. G.B.:** Made two catches for 48 yards, including a 37-yard screen pass
- **9/18 at S.D.:** Posted two receptions for 17 yards, including a 4-yard TD reception
- **9/25 vs. BAL:** Had three receptions for 20 yards (6.7 rec. avg.)
- **10/2 vs. IND:** Exited the game with a hip injury after a 12-yard reception in the second quarter
- **10/16 at CHI:** Started at TE

2015 (w/ JAX - 16/16)

Started and played in all 16 games in his 10th season and totaled 16 receptions for 226 yards (14.1 rec. avg.)

- **10/4 at IND:** Had five receptions for 40 yards (8.0 rec. avg.)
- **11/29 vs. S.D.:** Made one reception for 24 yards (24.0 rec. avg.)
- **12/6 at TEN:** Started at TE, playing in his 140th career game and tallied one reception for seven yards (7.0 rec. avg.)
- **1/3 at HOU:** Had one reception for a season-long 45 yards

2014 (w/ JAX - 8/8)

Played and started in eight games ... Suffered a high ankle sprain in Week 2 and was placed on injured reserve/designated to return on Sept. 16 ... Finished with 18 catches for 206 yards and two TDs

- **9/7 at PHI:** Started at TE in season-opener and tied for the team-lead with six receptions for 35 yards
- **9/14 at WAS:** Registered a career-long 63-yard TD reception from QB **Chad Henne** in the second quarter ... Finished with two catches for 71 yards ... Left the game in the third quarter with a high ankle sprain ... Was placed on injured reserve/designated to return on Sept. 16
- **12/7 vs. HOU:** Hauled in a 35-yard reception in the fourth quarter and led team with 69 yards on three receptions
- **12/14 at BAL:** Had 22 yards on two receptions with a long of 17 yards
- **12/18 vs. TEN:** Made a four-yard TD reception in the second quarter

2013 (w/ JAX - 11/11)

Played in 11 games with 11 starts and produced 25 catches for 359 yards and four TDs ... Missed five of the first six games with a calf injury suffered in the preseason ... Had a TD reception in four straight games which tied a franchise record ... Was inactive for first three games and made season debut on **9/29 vs. IND** but strained his calf on the third play from scrimmage and did not return

- **11/17 vs. ARI:** Started his 100th career game at TE and totaled 23 yards on three catches
- **12/1 at CLE:** Finished with three catches for 26 yards including an 8-yard TD reception from RB **Maurice Jones-Drew** in the second quarter
- **12/5 vs. HOU:** Scored on a one-yard pass from QB **Chad Henne** on the opening drive of the game ... Added a season-long 41-yard reception in the first quarter
- **12/15 vs. BUF:** Led team with 54 yards on four catches with one TD ... Hooked up with Henne for a 13-yard TD in the fourth quarter, his third straight game with a TD reception
- **12/22 vs. TEN:** Tied a franchise-record with a receiving TD in four straight games, hooking up with Henne for a four-yard score in the first quarter ... Finished with four catches for 50 yards with a long of 30 yards
- **12/29 at IND:** Finished season with 70 yards on three catches including a 36-yard reception in the fourth quarter

2012 (w/ JAX - 16/15)

Played in all 16 games for the fourth time in his career ... Ranked third on the club

with 52 receptions for 540 yards and four TDs, the second-highest receiving totals of his career

- **9/9 at MIN:** Opened season with five receptions for 52 yards and a TD ... Scored on a one-yard pass from QB **Blaine Gabbert** in the second quarter
- **9/30 vs. CIN:** Had three catches for 32 yards and scored on a two-yard pass from Gabbert in the second quarter
- **10/28 at GB:** Played in his 100th career game and recorded two receptions for 21 yards
- **11/18 at HOU:** Had a 13-yard TD pass from QB **Chad Henne** in the first quarter and a one-yard TD grab in the third quarter ... Finished with 40 yards on three receptions ... Marked his third career game with multiple TD receptions
- **12/2 at BUF:** Had a season-high 68 yards on four receptions
- **12/30 at TEN:** Concluded season with a career-high 103 yards on seven receptions ... Joined **Kyle Brady** and **Pete Mitchell** as only TEs in franchise history to eclipse 100 receiving yards and it marked the fourth time overall

2011 (w/ JAX - 15/15)

Started 15 games at TE ... Team captain ... Led team with 460 receiving yards on 39 receptions (11.8 avg.) ... One of five tight ends (**Jason Witten**, Dallas; **Owen Daniels**, Houston; **Jimmy Graham**, New Orleans; **Dustin Keller**, New York Jets) to lead team in receiving yards

- **9/11 vs. TEN:** Had two receptions for 28 yards in season-opener and left game early with a calf injury
- **11/20 at CLE:** Established career-high with seven receptions for 64 yards ... Became sixth player in team history with 200 career receptions and only second TE to accomplish the feat (**Kyle Brady**, 241)
- **12/11 vs. TB:** Registered a career-high 77 receiving yards on two receptions ... Had a then-career-long 62-yard reception in the second quarter from QB **Blaine Gabbert**

2010 (w/ JAX - 16/16)

Earned first Pro Bowl honors after career-best 58 receptions for 700 yards and 10 TDs ... The 10 TDs tied a single-season franchise record ... Was voted backup for Pro Bowl but became starter after **Antonio Gates** withdrew ... Receptions and yards were second-best ever by a Jaguars TE ... Finished second on team and ninth among NFL TEs in receptions, and his 12.1-yard average and 10 TDs were tops among TEs ... Started all 16 games for second time in career and was only Jaguar to make multiple receptions in every game ... Ranked second on club with 88 passes thrown his way and 37 receptions resulting in first downs ... Named to Peter King's CNN-ESPN NFL All-Pro Team ... Blocked for a rushing attack that ranked third in the NFL (149.7)

- **9/12 vs. DEN:** Scored on both catches, from 21 and 10 yards to lead win
- **9/19 at SD:** Had season-high 70 receiving yards
- **10/3 vs. IND:** Caught 15-yard TD pass on
- **10/10 at BUF:** Followed with 2 TDs on, breaking team single-season record for TEs with fifth TD
- **10/31 at DAL:** Turned in third multiple-TD game of season including season-long 42-yarder ... Nine-yard TD catch was 14th of career, breaking team TE record held by **Kyle Brady** (13)
- **11/21 vs. CLE:** Made five receptions for 66 yards and eighth TD of season
- **1/2 at HOU:** Scored 10th TD in finale to tie team single season record for TD receptions held by Reggie Williams

2009 (w/ JAX - 15/15)

Started 15 games at TE and produced then career-high 518 yards on 32 receptions for two touchdowns ... Led team with 16.2 average per reception, the highest average per reception among NFL tight ends ... Sustained a head injury in week 16 and was inactive for the season-finale

- **9/20 vs. ARI:** Posted three receptions for 62 yards with a 25-yard TD reception
- **10/4 vs. TEN:** Had four receptions for then career-high 76 yards and became only third TE (**Pete Mitchell**, **Kyle Brady**) to surpass 100 career receptions ... Recorded a 33-yard TD pass from QB **David Garrard**
- **11/15 at NYJ:** Registered 58 yards on two receptions including a 33-yard reception on the game-winning drive in the fourth quarter
- **12/6 vs. HOU:** Hooked up with Garrard for a career-long 47-yard reception in the first quarter

2008 (w/ JAX - 16/15)

Played in all 16 games for the second consecutive season and made 15 starts ... Finished with 41 receptions for 489 yards and two TDs ... Became first Jaguars TE since **Kyle Brady** (43, 2002) to have 40-plus receptions in a season and had the most receiving yards by a tight end since 2000 (Brady, 729) ... Had four-plus receptions in five games and finished with a reception of 19-plus yards in eight of the last 12 games ... Selected to USA Today All-Joe Team, which goes to players and coaches who have overachieved and are often overlooked

- **10/5 vs. PIT:** Scored first TD of the season on a 24-yard pass from David Garrard
- **10/12 at DEN:** Registered second straight game with a TD with 30-yard reception for the game-winning score

2007 (w/ JAX - 16/16, 2/2)

Started a career-high 16 games and both playoff games ... Finished with 37 receptions for 391 yards and two TDs ... Only player to start all 16 games ... Helped pave the way for the Jaguars to rank second in the NFL with 2,391 rushing yards (149.4 avg.), the second-most in team history

- **9/23 at DEN:** Led team with three receptions for 44 yards
- **11/18 vs. SD:** Scored first TD of the season on pass from David Garrard
- **12/2 at IND:** Had five receptions including a two-yard TD pass

PLAYER BIOS

- **1/5 at PIT:** Started at TE in AFC Wild Card game and totaled two receptions for 16 yards in first career postseason game
- **1/12 at NE:** Led team with 74 receiving yards on four receptions in AFC Divisional game

2006 (w/ JAX - 15/3)

Played in 15 games with three starts ... Totaled 13 receptions for 126 yards and one TD ... Missed final three preseason games after suffering ankle injury in preseason opener

- **10/8 vs. NYJ:** Made first career start
- **11/26 at BUF:** Scored first career TD on one-yard pass from QB **David Garrard**

COLLEGE (at UCLA, 2002-05)

- Winner of 2005 Mackey Award, given to nation's top TE
- Started 32 of 49 games in four seasons
- Set school record for TEs with career totals of 126 receptions for 1,571 yards and 21 TDs
- Unanimous All-America and All-Pac 10 selection as a senior, finishing with 59 receptions for 741 yards and 10 TDs
- Majored in history

PERSONAL

- Attended Poly (Long Beach, Calif.) High
- Was heavily recruited in basketball after lettering for three years
- Played QB as a freshman before moving to TE for final three seasons
- Named Parade All-America, Super Prep Elite 50 and Super Prep All-America as senior
- Had 44 receptions for 710 yards and seven sacks at DE as a senior
- Established the Mercedes Lewis Foundation in 2009 to support youth by awarding scholarships to those that wouldn't be able to participate in sports without financial assistance ... The ultimate goal is to send a child from Long Beach to college on a full scholarship on an annual basis
- Says of his mother, Yvonne Withers, "the strongest person I know" as she gave birth to him at 15 years old
- Twitter handle is @MercedesLewis89
- Full name: Mercedes Alexis Lewis

REGULAR SEASON CAREER STATISTICS

YEAR	TEAM	GP/GS	NO	YDS	AVG	LG	TD
2006	JAX	15/3	13	126	9.7	31	1
2007	JAX	16/16	37	391	10.6	25	2
2008	JAX	16/15	41	489	11.9	30t	2
2009	JAX	15/15	32	518	16.2	47	2
2010	JAX	16/16	58	700	12.1	42t	10*
2011	JAX	15/15	39	460*	11.8	62	0
2012	JAX	16/15	52	540	10.4	26	4
2013	JAX	11/11	25	359	14.4	41	4
2014	JAX	8/8	18	206	11.4	63t	2
2015	JAX	16/16	16	226	14.1	45	0
2016	JAX	5/5	8	97	12.1	37	1
NFL totals:	11 yrs.	149/135	339	4,112	12.1	63t	28

* team leader

POSTSEASON CAREER STATISTICS

YEAR	TEAM	GP/GS	NO	YDS	AVG	LG	TD
2007	JAX	2/2	6	90	15.0	34	0
NFL totals:	11 yrs.	2/2	6	90	15.0	34	0

CAREER HIGHS

	GAME	SEASON
Receptions:	7 (two times, last: 12/30/12 at TEN)	58 (2010)
Receiving yards:	103 (12/30/12 at TEN)	700 (2010)
Longest reception:	63 (9/14/14 at WAS)	63 (2014)
Receiving touchdowns:	2 (four times, last: 11/18/12 at HOU)	10 (2010)

2016 GAME-BY-GAME STATISTICS

DATE	OPP	RECs	YDS	AVG.	LG	TD
09/11	vs. Green Bay	2	48	24.0	37	0
09/18	at San Diego	2	17	8.5	13	1
09/25	vs. Baltimore	3	20	6.7	7	0
10/02	vs. Indianapolis	1	12	12.0	12	0
BYE WEEK						
10/16	at Chicago	0	0	0.0	0	0
10/23	vs. Oakland					
10/27	at Tennessee					
11/06	at Kansas City					
11/13	vs. Houston					
11/20	at Detroit					
11/27	at Buffalo					
12/04	vs. Denver					
12/11	vs. Minnesota					
12/18	at Houston					
12/24	vs. Tennessee					
01/01	at Indianapolis					
2016 totals:		8	97	12.1	37	0

2015 GAME-BY-GAME STATISTICS

DATE	GAME	RECs	YDS	AVG.	LG	TD
09/13	vs. Carolina	0	0	0.0	0	0
09/20	vs. Miami	0	0	0.0	0	0
09/27	at New England	0	0	0.0	0	0
10/04	at Indianapolis	5	40	8.0	13	0
10/11	at Tampa Bay	0	0	0.0	0	0
10/18	vs. Houston	1	8	8.0	8	0
10/25	vs. Buffalo	2	13	6.5	9	0
BYE WEEK						
11/08	at N.Y. Jets	1	27	27.0	27	0
11/15	at Baltimore	1	9	9.0	9	0
11/19	vs. Tennessee	0	0	0.0	0	0
11/29	vs. San Diego	1	24	24.0	24	0
12/06	at Tennessee	1	7	7.0	7	0
12/13	vs. Indianapolis	1	14	14.0	14	0
12/20	vs. Atlanta	1	26	26.0	26	0
12/27	at New Orleans	1	13	13.0	13	0
01/03	at Houston	1	45	45.0	45	0
2015 totals:		16	226	14.1	45	0

2014 GAME-BY-GAME STATISTICS

DATE	GAME	RECs	YDS	AVG.	LG	TD
09/07	at Philadelphia	6	35	5.8	11	0
09/14	at Washington	2	71	35.5	63t	1
09/21	vs. Indianapolis			IR		
09/28	at San Diego			IR		
10/05	vs. Pittsburgh			IR		
10/12	at Tennessee			IR		
10/19	vs. Cleveland			IR		
10/26	vs. Miami			IR		
11/02	at Cincinnati			IR		
11/09	vs. Dallas			IR		
BYE WEEK						
11/23	at Indianapolis	1	-5	-5.0	-5	0
11/30	vs. N.Y. Giants	2	8	4.0	5	0
12/07	vs. Houston	3	69	23.0	35	0
12/14	at Baltimore	2	22	11.0	17	0
12/28	vs. Tennessee	2	6	3.0	4t	1
12/28	at Houston	0	0	0.0	0	0
2014 totals:		18	206	11.4	63t	2

2013 GAME-BY-GAME STATISTICS

DATE	GAME	RECs	YDS	AVG.	LG	TD
09/08	vs. Kansas City			ina		
09/15	at Oakland			ina		
09/22	at Seattle			ina		
09/29	vs. Indianapolis	0	0	0.0	0	0
10/06	at St. Louis			ina		
10/13	at Denver			ina		
10/20	vs. San Diego	1	31	31.0	31	0
10/27	vs. San Francisco	1	6	6.0	6	0
BYE WEEK						
11/10	at Tennessee	3	39	13.0	27	0
11/17	vs. Arizona	3	23	7.7	9	0
11/24	at Houston	1	18	18.0	18	0
12/01	at Cleveland	3	26	8.7	14	1
12/05	vs. Houston	2	42	21.0	41	1
12/15	vs. Buffalo	4	54	13.5	25	1
12/22	vs. Tennessee	4	50	12.5	30	1
12/29	at Indianapolis	3	70	23.3	36	0
2013 totals:		25	359	14.4	41	4

2012 GAME-BY-GAME STATISTICS

DATE	GAME	RECs	YDS	AVG.	LG	TD
09/09	at Minnesota	5	52	10.4	18	1
09/16	vs. Houston	0	0	0.0	0	0
09/23	at Indianapolis	1	8	8.0	8	0
09/30	vs. Cincinnati	3	32	10.7	23	1
10/07	vs. Chicago	5	24	4.8	14	0
BYE WEEK						
10/21	at Oakland	2	20	6.7	9	0
10/28	at Green Bay	2	21	10.5	16	0
11/04	vs. Detroit	4	41	10.3	20	0
11/08	vs. Indianapolis	3	36	12.0	17	0
11/18	at Houston	3	40	13.3	26	2
11/25	vs. Tennessee	4	56	14.0	23	0
12/02	at Buffalo	4	68	17.0	24	0
12/09	vs. N.Y. Jets	1	4	4.0	4	0
12/16	at Miami	3	8	2.7	9	0
12/23	vs. New England	4	27	6.8	9	0
12/30	at Tennessee	7	103	14.7	25	0
2012 totals:		52	540	10.4	26	4

PLAYER BIOS

2011 GAME-BY-GAME STATISTICS

DATE	GAME	RECs	YDS	AVG.	LG	TD
09/11	vs. Tennessee	2	28	14.0	20	0
09/18	at N.Y. Jets			ina		
09/25	at Carolina	2	15	7.5	9	0
10/02	vs. New Orleans	3	35	12.7	18	0
10/09	vs. Cincinnati	1	6	6.0	6	0
10/16	at Pittsburgh	2	29	14.5	21	0
10/24	vs. Baltimore	1	13	13.0	13	0
10/30	at Houston	4	45	11.3	21	0
	BYE WEEK					
11/13	at Indianapolis	1	-4	-4.0	-4	0
11/20	at Cleveland	7	64	9.1	18	0
11/27	vs. Houston	4	47	11.8	25	0
12/05	vs. San Diego	3	27	9.0	12	0
12/11	vs. Tampa Bay	2	77	38.5	62	0
12/15	at Atlanta	3	30	10.0	22	0
12/24	at Tennessee	1	12	12.0	12	0
01/01	vs. Indianapolis	3	33	11.0	16	0
2011 totals:		39	460	11.8	62	0

2008 GAME-BY-GAME STATISTICS

DATE	GAME	RECs	YDS	AVG.	LG	TD
09/07	at Tennessee	3	29	9.7	15	0
09/14	vs. Buffalo	1	13	13.0	13	0
09/21	at Indianapolis	2	21	10.5	12	0
09/28	vs. Houston	0	0	0.0	0	0
10/05	vs. Pittsburgh	1	24	24.0	24t	1
10/12	at Denver	3	64	21.3	30t	1
	BYE WEEK					
10/26	vs. Cleveland	3	34	11.3	14	0
11/02	at Cincinnati	4	38	9.5	21	0
11/09	at Detroit	4	64	16.0	29	0
11/16	vs. Tennessee	1	19	19.0	19	0
11/23	vs. Minnesota	4	41	10.3	21	0
12/01	at Houston	2	37	18.5	20	0
12/07	at Chicago	4	43	10.8	27	0
12/14	vs. Green Bay	2	7	3.5	5	0
12/28	vs. Indianapolis	6	55	9.2	14	0
12/28	at Baltimore	1	0	0.0	0	0
2008 totals:		41	489	11.9	30	2

2010 GAME-BY-GAME STATISTICS

DATE	GAME	RECs	YDS	AVG.	LG	TD
09/12	vs. Denver	2	31	15.5	21t	2
09/19	at San Diego	5	70	14.0	26	0
09/26	vs. Philadelphia	3	15	5.0	7	0
10/03	vs. Indianapolis	2	22	11.0	15t	1
10/10	at Buffalo	4	54	13.5	27t	2
10/18	vs. Tennessee	4	39	9.8	15	0
10/24	at Kansas City	3	44	14.7	26	0
10/31	at Dallas	2	51	25.5	42t	2
	BYE WEEK					
11/14	vs. Houston	5	53	10.6	18	0
11/21	vs. Cleveland	5	66	13.2	17	1
11/28	at N.Y. Giants	3	36	12.0	16	0
12/05	at Tennessee	3	36	12.0	20	0
12/12	vs. Oakland	4	57	14.3	20	1
12/19	at Indianapolis	6	63	10.5	25	0
12/26	vs. Washington	3	37	12.3	26	0
01/02	at Houston	4	26	6.5	11	1
2010 totals:		58	700	12.1	42	10

2007 GAME-BY-GAME STATISTICS

DATE	GAME	RECs	YDS	AVG.	LG	TD
09/09	vs. Tennessee	4	35	8.8	15	0
09/16	vs. Atlanta	2	39	19.5	25	0
09/23	at Denver	3	44	14.7	18	0
	BYE WEEK					
10/07	at Kansas City	3	13	4.3	6	0
10/14	vs. Houston	2	30	15.0	16	0
10/22	vs. Indianapolis	2	13	6.5	8	0
10/28	at Tampa Bay	0	0	0.0	0	0
11/04	at New Orleans	4	46	11.5	21	0
11/11	at Tennessee	1	8	8.0	8	0
11/18	vs. San Diego	1	1	1.0	1t	1
11/25	vs. Buffalo	5	57	11.4	24	0
12/02	at Indianapolis	5	42	8.4	13	1
12/09	vs. Carolina	3	25	8.3	13	0
12/16	at Pittsburgh	2	38	19.0	20	0
12/23	vs. Oakland	0	0	0.0	0	0
12/30	at Houston	0	0	0.0	0	0
2007 totals:		37	391	10.6	25	2

2009 GAME-BY-GAME STATISTICS

DATE	GAME	RECs	YDS	AVG.	LG	TD
09/13	at Indianapolis	3	23	7.7	19	0
09/20	vs. Arizona	3	62	20.7	25t	1
09/27	at Houston	1	18	18.0	18	0
10/04	vs. Tennessee	4	76	19.0	33t	1
10/11	at Seattle	3	13	4.3	7	0
10/18	vs. St. Louis	1	5	5.0	5	0
	BYE WEEK					
11/01	at Tennessee	1	20	20.0	20	0
11/08	vs. Kansas City	1	3	3.0	3	0
11/15	at N.Y. Jets	2	58	29.0	33	0
11/22	vs. Buffalo	3	70	23.3	35	0
11/29	at San Francisco	3	40	13.3	22	0
12/06	vs. Houston	1	47	47.0	47	0
12/13	vs. Miami	2	30	15.0	16	0
12/17	vs. Indianapolis	4	53	13.3	25	0
12/27	at New England	0	0	0.0	0	0
01/03	at Cleveland			ina		
2009 totals:		32	518	16.2	47	2

2006 GAME-BY-GAME STATISTICS

DATE	GAME	RECs	YDS	AVG.	LG	TD
09/10	vs. Dallas			ina		
09/18	vs. Pittsburgh	0	0	0.0	0	0
09/24	at Indianapolis	0	0	0.0	0	0
10/01	at Washington	2	40	20.0	31	0
10/08	vs. N.Y. Jets	0	0	0.0	0	0
	BYE WEEK					
10/22	at Houston	0	0	0.0	0	0
10/29	at Philadelphia	0	0	0.0	0	0
11/05	vs. Tennessee	2	11	5.5	6	0
11/12	vs. Houston	1	6	6.0	6	0
11/20	vs. N.Y. Giants	1	9	9.0	9	0
11/26	at Buffalo	1	1	1.0	1t	1
12/03	at Miami	0	0	0.0	0	0
12/10	vs. Indianapolis	1	19	19.0	19	0
12/17	at Tennessee	3	27	9.0	14	0
12/24	vs. New England	0	0	0.0	0	0
12/31	at Kansas City	2	13	9.7	31	1
2006 totals:		13	126	9.7	31	1

PLAYER BIOS

65 BRANDON LINDER

CENTER/GUARD

6-6 320 LBS.

MIAMI (FLA.)

BORN JANUARY 25, 1992

SOUTHWEST RANCHES, FLORIDA

ACQ: 3RD ROUND OF 2014 DRAFT (93RD)

EXP: 3RD YEAR



TRANSACTIONS

Originally drafted in the third round (93rd overall) of the 2014 draft ... Placed on injured reserve on 10/5/15

PRO (Games played/started - 22/22)

- Third-year pro has started in all 22 games he has played
- Switched from RG to C prior to the 2016 season
- Was a third-round pick of the Jaguars in 2014
- First player from the University of Miami ever drafted by the Jaguars
- Became 24th offensive lineman drafted by the Jaguars in franchise history

2016 (w/ JAX - 4/4)

- **9/11 vs. G.B.:** Made his first career start at C in team's season opener
- **9/18 at S.D.:** Started at C
- **9/25 vs. BAL:** Inactive (knee)
- **10/2 vs. IND:** Started at C, helping the team rush for a season-high 136 yards
- **10/16 at CHI:** Started at C

2015 (w/ JAX - 3/3)

Placed on season-ending IR because of surgery to repair a labral tear in his left shoulder after injury suffered in Week 3

- **9/13 vs. CAR:** Started at RG to kick off his second season with the Jaguars
- **9/20 vs. MIA:** Helped the Jaguars rush for 123 yards and did not allow a sack

2014 (w/ JAX - 15/15)

Started 15 games at RG as a rookie ...Part of OL that helped club finish sixth in the NFL in average per rush (4.5)

- **9/7 at PHI:** Started at RG in his NFL debut, one of three Jaguars rookies to start on opening day (WR **Marqise Lee**, WR **Allen Hurns**)
- **10/19 vs. CLE:** Helped pave the way for an offense that rushed for a season-high 185 yards on 35 carries and 176 yards on **10/26 vs. MIA**, the first time since 2010 the club eclipsed 150-plus rushing yards in back-to-back games
- **12/28 at HOU:** Started at RG and was part of OL that helped team produce 121 yards on 14 carries (8.6 avg.)

COLLEGE (at Miami (Fla.), 2010-13)

- Four-year starter and started 42 games (37 at RG, 2 at LT, 3 at C)
- Finished career with 35 TD-resulting blocks and 275 key blocks/knockdowns
- As a senior, named team's Most Valuable Player after leading team with 90 percent grade for blocking consistency, 11 TD-resulting blocks and 84 knockdowns
- Majored in health education

PERSONAL

- Attended St. Thomas Aquinas High School in Ft. Lauderdale, Fla.
- Named U.S. Army All-American and was rated the third-best center in the country by Rivals.com
- Helped team compile a 28-1 record during his final two seasons and captured the Class 5A state title as a junior
- Twitter handle is @BrandonLinder65

PLAYER BIOS

99 SEN'DERRICK MARKS

DEFENSIVE TACKLE

6-2 316 LBS.

AUBURN

BORN FEBRUARY 23, 1987

MOBILE, ALABAMA

ACQ: UNRESTRICTED FREE AGENT (TENNESSEE) 2013

EXP: 8TH YEAR



TRANSACTIONS

Originally drafted by Tennessee in the second round (62nd overall) of the 2009 draft ... Signed by Jacksonville as an unrestricted free agent on 4/2/13 ... Placed on injured reserve on 11/18/15

PRO (Games played/started - 92/60)

- Eighth-year DT has played in 92 games with 60 starts
- Career totals include 268 tackles (157 solo), 16.5 sacks, 35 tackles for loss, 51 QB pressures, six forced fumbles, 20 passes defended, four fumble recoveries and one INT
- Joined Jaguars in 2013 as an unrestricted free agent and produced career-best totals in back-to-back seasons including a team-high 8.5 sacks in 2014
- Has 13.5 sacks, 29 QB hits, 24 tackles for loss, two forced fumbles, four fumble recoveries and 14 passes defended in four seasons with the Jaguars
- His 13.5 sacks with Jaguars are fifth-most in franchise history by a DT

2016 (w/ JAX - 5/0)

- **9/11 vs. G.B.:** Recorded one solo tackle in team's season opener
- **9/18 at S.D.:** Saw action at DT
- **9/25 vs. BAL:** Saw action at DT and made one solo tackle, including one TFL
- **10/2 vs. IND:** Made two solo tackles, including 1.0 sack and three QB hits
- **10/16 at CHI:** Saw action at DT and made two solo tackles

2015 (w/ JAX - 4/2)

Played in four games with two starts after being inactive for the first five games while recovering from ACL surgery ... Suffered elbow injury in Week 10 at Baltimore and was placed on season-ending injured reserve

- **10/18 vs. HOU:** Made his 2015 debut, making one tackle
- **10/25 vs. BUF:** Made one tackle (one solo), including one tackle for loss and two passes defended
- **11/8 at NYJ:** Made his first start of 2015, making one tackle and recording one pass defended
- **11/15 at BAL:** Started at DT and made two tackles

2014 (w/ JAX - 16/16)

Started all 16 games at DT and produced career-best numbers with 8.5 sacks, 16 QB hits, 15 tackles for loss and three passes defended ... Finished with 44 tackles (34 solo) and one fumble recovery ... Suffered a torn ACL in the season finale ... His 8.5 sacks were the second-most in franchise history by a DT and were the third-most among NFL DTs in 2014

- **9/7 at PHI:** Tallied five tackles (four solo) in the season-opener along with two tackles for loss, one sack and one QB hit ... Sacked QB **Nick Foles** for a six-yard loss in the second quarter
- **9/14 at WAS:** Totaled six tackles (four solo) including two for loss
- **9/21 at IND:** Split a sack and had two QB pressures, his second sack in the first three games
- **10/12 at TEN:** Had four solo tackles, one tackle for loss and one pass defended
- **10/26 vs. MIA:** Registered 10th career sack, taking down QB **Ryan Tannehill** for a seven-yard loss in the first quarter ... Added one tackle for loss and one QB hit
- **11/2 at CIN:** Recorded a sack in back-to-back games for the first time in his career, taking down QB **Andy Dalton** for a one-yard loss in the second quarter ... Added three tackles, one tackle for loss and one QB hit
- **11/9 vs. DAL:** Tallied a sack for the third consecutive game while adding two tackles, one tackle for loss and one QB hit ... Took down QB **Tony Romo** for a six-yard loss in the fourth quarter
- **11/23 at IND:** Recovered an Andrew Luck fumble in the first quarter
- **11/30 vs. NYG:** Produced a career-high two sacks along with two tackles for loss and one forced fumble ... Sealed the win with a sack of QB **Eli Manning** late in the fourth quarter and the ball was recovered by DE **Chris Clemons**
- **12/7 vs. HOU:** Was involved on a half-sack of QB **Ryan Fitzpatrick** on the Texans' first offensive possession
- **12/18 vs. TEN:** Sealed the victory with a sack of QB **Charlie Whitehurst** on fourth down with no time remaining ... Added three solo tackles
- **12/28 at HOU:** Started at DT and made two solo tackles ... Suffered a torn ACL in the second quarter and did not return

2013 (w/ JAX - 16/16)

Started all 16 games for the first time in his career and registered then career-highs in sacks (4.0), forced fumbles (2), fumble recoveries (3), passes defended (8) and tackles for loss (6) ... Led all DL with 931 snaps played ... One of only three defensive players (**Jason Babin**, **Tyson Alualu**) and five players overall to start all 16 games

- **9/8 vs. KC:** Made Jaguars debut with start at DT, finishing with three solo tackles

and one QB hit

- **9/22 at SEA:** Finished with two tackles and tied for team-lead with two QB hits
- **10/6 at STL:** Registered first sack of the season as he sacked and forced a fumble of QB **Sam Bradford** ... Added one tackle for loss and two passes defended
- **10/13 at DEN:** Registered first career fumble recovery in the second quarter and added one tackle for loss
- **10/20 vs. S.D.:** Recorded second sack of the season, taking down QB **Philip Rivers** for a nine-yard loss in the first quarter ... Finished with three solo tackles, one tackle for loss, one QB hit and one pass defended
- **11/10 at TEN:** Faced his former team for the first time and had one solo tackle and one pass defended ... Forced a safety on OL **Chance Warmack** for holding in the end zone
- **12/1 at CLE:** Totaled three solo tackles, one sack, one forced fumble, one fumble recovery and one pass defended ... Sacked QB **Brandon Weeden** in the second quarter and forced a fumble that was recovered by the Browns ... Late in the first half, he recovered a fumble forced by DL **Jason Babin** and returned it 15 yards ... Set single-season career-high with three sacks and two forced fumbles
- **12/15 vs. BUF:** Tallied one sack, one tackle for loss, one fumble recovery and one QB hit ... Sacked QB **E.J. Manuel** in the second quarter and recovered a Manuel fumble forced by S **Winston Guy** in the third quarter

2012 (w/ TEN - 14/14)

Started 14 games at DT ... Totaled 63 tackles (31 solo), 1.5 sacks, three tackles for loss, five QB pressures and one forced fumble ... Was inactive the first two games with an injury

- **11/11 at MIA:** Notched first sack of the season against QB **Ryan Tannehill** for an eight-yard loss and added three QB pressure
- **12/30 vs. JAX:** Had a season-high seven tackles and split a sack with DL **Kameron Wimbley** of QB **Chad Henne** in season-finale

2011 (w/ TEN - 16/9)

Appeared in a career-high 16 games and made nine starts at DT ... Registered 44 tackles (18 solo), 0.5 sacks, three tackles for loss, one forced fumble, seven QB pressures and one pass defended

- **9/11 at JAX:** Opened season with two tackles including one for loss
- **11/13 at CAR:** Combined with DL **William Hayes** to drop QB **Cam Newton** for a seven-yard sack in the fourth quarter
- **12/4 at BUF:** Tallied three tackles, a forced fumble, a pass defended and a QB pressure ... Forced a TE **Scott Chandler** fumble that was recovered by the Titans early in the third quarter
- **12/24 vs. JAX:** Matched his season-high with five tackles along with a tackle for loss
- **1/1 at HOU:** Finished season with four tackles and tied for team-lead with three QB pressures

2010 (w/ TEN - 12/3)

Played in 12 games with three starts ... Collected 50 tackles (27 solo), six QB pressures, five tackles for loss, one INT and one forced fumble

- **9/19 vs. PIT:** Posted a then career-high seven tackles
- **9/26 at NYG:** Intercepted a pass deflected by CB **Cortland Finnegan** in the first quarter
- **10/24 vs. PHI:** Made first career start at DT and had a pass defended
- **1/2 at IND:** Started at DT in season-finale and totaled six tackles, a forced fumble and one QB pressure

2009 (w/ TEN - 9/0)

Appeared in nine games as a rookie and finished with 23 tackles, 1.0 sack, five QB pressures, one tackle for loss and one pass defended ... Led or tied for the team lead in QB pressures in two games

- **10/4 at JAX:** Made NFL debut
- **11/15 vs. BUF:** Finished with season-high six tackles
- **12/13 vs. STL:** Collected four tackles including one for loss
- **1/3 at SEA:** Registered first career sack on against QB **Matt Hasselbeck**

COLLEGE (at Auburn, 2005-08)

• Started 37 of 40 games and declared for NFL draft following his junior season

• Finished career with 114 tackles, 7.5 sacks, 30 tackles for loss and 10 QB pressures

• Saw action in three games as a true freshman before he was redshirted

• Majored in rehabilitation services.

PERSONAL

- Attended Vigor High School in Prichard, Ala. and totaled 81 tackles and 17.0 sacks as a senior
- Also lettered three times in basketball, averaging 15 points a game and 21 rebounds
- Oldest of eight children ... His siblings' names are Antranetta, Shamira, Ciera, DeAndre, Alexia, Kenneth Davis Jr. and Lakendra Davis
- Married (Rayan)
- Full name: Sen'Derrick Dewayne Marks
- Twitter handle is @senmarks

PLAYER BIOS

REGULAR SEASON CAREER STATISTICS

YEAR	TEAM	GP/GS	TKL	SOLO	ASST	SACKS	FF	FR	INT	PD
2009	TEN	9/0	23	9	14	1.0	0	0	0	1
2010	TEN	12/3	50	27	23	0.0	1	0	1	3
2011	TEN	16/9	44	18	26	0.5	1	0	0	1
2012	TEN	14/14	63	31	32	1.5	1	0	0	3
2013	JAX	16/16	33	28	5	4.0	2	3	0	8
2014	JAX	16/16	44	35	9	8.5	1	1	0	1
2015	JAX	4/2	5	3	2	0.0	0	0	0	3
2016	JAX	5/0	6	6	0	1.0	0	0	0	0
NFL totals:	8 yrs.	92/60	268	157	111	16.5	6	4	1	20

CAREER HIGHS

	GAME	SEASON
Tackles:	7 (three times, last: 12/30/12 vs. JAX)	63 (2012)
Sacks:	2.0 (11/30/14 vs. NYG)	8.5 (2014)
Forced fumbles:	1 (seven times, last: 11/30/14 vs. NYG)	2 (2013)
Fumble recoveries:	1 (four times, last: 11/23/14 at IND)	3 (2013)
Interceptions:	1 (9/26/10 at NYG)	1 (2010)
Passes defended:	2 (three times, last: 11/24/13 at HOU)	8 (2013)

2016 GAME-BY-GAME STATISTICS

DATE	OPP	TKL	SOLO	ASST	ST	SACKS	FF	FR	PD	TFL
09/11	vs. Green Bay	1	1	0	0	0.0	0	0	0	0
09/18	at San Diego	0	0	0	0	0.0	0	0	0	0
09/25	vs. Baltimore	1	1	0	0	0.0	0	0	0	1
10/02	vs. Indianapolis	2	2	0	0	1.0	0	0	0	0
	BYE WEEK									
10/16	at Chicago	2	2	0	0	0.0	0	0	0	0
10/23	vs. Oakland									
10/27	at Tennessee									
11/06	at Kansas City									
11/13	vs. Houston									
11/20	at Detroit									
11/27	at Buffalo									
12/04	vs. Denver									
12/11	vs. Minnesota									
12/18	at Houston									
12/24	vs. Tennessee									
01/01	at Indianapolis									
2016 totals:		6	6	0	0	1.0	0	0	0	1

2015 GAME-BY-GAME STATISTICS

DATE	GAME	TKL	SOLO	ASST	ST	SACKS	FF	FR	PD	TFL
09/13	vs. Carolina					ina				
09/20	vs. Miami					ina				
09/27	at New England					ina				
10/04	at Indianapolis					ina				
10/11	at Tampa Bay					ina				
10/18	vs. Houston	1	1	0	0	0.0	0	0	0	0
10/25	vs. Buffalo	1	1	0	0	0.0	0	0	2	1
11/1	BYE WEEK									
11/08	at N.Y. Jets	1	1	0	0	0.0	0	0	1	0
11/15	at Baltimore	2	0	2	0	0.0	0	0	0	0
11/19	vs. Tennessee					IR				
11/29	vs. San Diego					IR				
12/06	at Tennessee					IR				
12/13	vs. Indianapolis					IR				
12/20	vs. Atlanta					IR				
12/27	at New Orleans					IR				
01/03	at Houston					IR				
2015 totals:		5	3	2	0	0.0	0	0	3	1

2014 GAME-BY-GAME STATISTICS

DATE	GAME	TKL	SOLO	ASST	ST	SACKS	FF	FR	PD	TFL
09/07	at Philadelphia	5	4	1	0	1.0	0	0	0	2
09/14	at Washington	6	4	2	0	0.0	0	0	0	2
09/21	vs. Indianapolis	2	2	0	0	0.5	0	0	0	0
09/28	at San Diego	2	1	1	0	0.5	0	0	0	0
10/05	vs. Pittsburgh	3	3	0	0	0.0	0	0	0	1
10/12	at Tennessee	4	4	0	0	0.0	0	0	1	1
10/19	vs. Cleveland	1	1	0	0	0.0	0	0	0	1
10/26	vs. Miami	1	1	0	0	1.0	0	0	0	1
11/02	at Cincinnati	3	2	1	0	0.0	0	1	0	0
11/09	vs. Dallas	2	2	0	0	1.0	0	0	0	1
	BYE WEEK									
11/23	at Indianapolis	3	2	1	0	0.0	0	1	0	0
11/30	vs. N.Y. Giants	3	3	0	0	2.0	1	0	0	2
12/07	vs. Houston	3	1	2	0	0.5	0	0	0	1
12/14	at Baltimore	1	0	1	0	0.0	0	0	0	0
12/18	vs. Tennessee	3	3	0	0	1.0	0	0	0	1
12/28	at Houston	2	2	0	0	0.0	0	0	0	1
2014 totals:		44	35	9	0	8.5	1	1	1	15

2013 GAME-BY-GAME STATISTICS

DATE	GAME	TKL	SOLO	ASST	ST	SACKS	FF	FR	PD	TFL
09/08	vs. Kansas City	3	3	0	0	0.0	0	0	0	0
09/15	at Oakland	2	2	0	0	0.0	0	0	0	1
09/22	at Seattle	2	1	1	0	0.0	0	0	0	0
09/29	vs. Indianapolis	1	1	0	0	0.0	0	0	0	0
10/06	at St. Louis	4	4	0	0	1.0	1	0	2	1
10/13	at Denver	1	10	0	0	0.0	0	1	1	1
10/20	vs. San Diego	3	3	0	0	1.0	0	0	1	1
10/27	vs. San Francisco	1	1	0	0	0.0	0	0	0	0
	BYE WEEK									
11/10	at Tennessee	1	1	0	0	0.0	0	0	1	0
11/17	vs. Arizona	1	1	0	0	0.0	0	0	1	1
11/24	at Houston	1	1	0	0	0.0	0	0	2	0
12/01	at Cleveland	3	3	0	0	1.0	1	1	1	0
12/05	vs. Houston	1	1	0	0	0.0	0	0	0	0
12/15	vs. Buffalo	3	3	0	0	1.0	0	1	0	1
12/22	vs. Tennessee	1	1	0	0	0.0	0	0	0	0
12/29	at Indianapolis	5	1	4	0	0.0	0	0	0	0
2013 totals:		33	28	5	0	4.0	2	3	8	6

2012 GAME-BY-GAME STATISTICS

DATE	GAME	TKL	SOLO	ASST	ST	SACKS	FF	FR	PD	TFL
09/09	vs. New England					ina				
09/16	at San Diego					ina				
09/23	vs. Detroit	5	3	2	0	0.0	0	0	0	0
09/30	at Houston	3	1	2	0	0.0	0	0	0	0
10/07	at Minnesota	2	1	1	0	0.0	0	0	0	1
10/11	vs. Pittsburgh	6	4	2	0	0.0	0	0	1	0
10/21	at Buffalo	2	0	2	0	0.0	0	0	0	0
10/28	vs. Indianapolis	3	2	1	0	0.0	0	0	0	0
11/04	vs. Chicago	6	3	3	0	0.0	0	0	0	1
11/11	at Miami	4	1	3	0	1.0	0	0	0	0
	BYE WEEK									
11/25	at Jacksonville	5	3	2	0	0.0	0	0	1	0
12/02	vs. Houston	6	4	2	0	0.0	0	0	0	1
12/09	at Indianapolis	6	4	2	0	0.0	0	0	0	0
12/17	vs. N.Y. Jets	4	0	4	0	0.0	1	0	1	0
12/23	at Green Bay	4	2	2	0	0.0	0	0	0	0
12/30	vs. Jacksonville	7	3	4	0	0.5	0	0	0	0
2012 totals:		63	31	32	0	1.5	1	0	3	3

2011 GAME-BY-GAME STATISTICS

DATE	GAME	TKL	SOLO	ASST	ST	SACKS	FF	FR	PD	TFL
09/11	at Jacksonville	2	1	1	0	0.0	0	0	0	1
09/18	vs. Baltimore	2	1	1	0	0.0	0	0	0	0
09/25	vs. Denver	3	2	1	0	0.0	0	0	0	0
10/02	at Cleveland	1	0	1	0	0.0	0	0	0	0
10/09	at Pittsburgh	3	1	2	0	0.0	0	0	0	0
	BYE WEEK									
10/23	vs. Houston	2	1	1	0	0.0	0	0	0	1
10/30	vs. Indianapolis	1	0	1	0	0.0	0	0	0	0
11/06	vs. Cincinnati	2	1	1	0	0.0	0	0	0	0
11/13	at Carolina	1	0	1	0	0.5	0	0	0	0
11/20	at Atlanta	5	1	4	0	0.0	0	0	0	0
11/27	vs. Tampa Bay	4	2	2	0	0.0	0	0	0	0
12/04	at Buffalo	3	1	2	0	0.0	1	0	1	0
12/11	vs. New Orleans	1	1	0	0	0.0	0	0	0	0
12/18	at Indianapolis	5	2	3	0	0.0	0	0	0	0
12/24	vs. Jacksonville	5	3	2	0	0.0	0	0	0	1
01/01	at Houston	4	1	3	0	0.0	0	0	0	0
2011 totals:		44	18	26	0	0.5	1	0	1	3

PLAYER BIOS



2010 GAME-BY-GAME STATISTICS

DATE	GAME	TKL	SOLO	ASST	ST	SACKS	FF	FR	PD	TFL
09/12	vs. Oakland	5	2	3	0	0.0	0	0	0	0
09/19	vs. Pittsburgh	7	4	3	0	0.0	0	0	0	0
09/26	at N.Y. Giants	4	3	1	0	0.0	0	0	1	0
10/03	vs. Denver	3	2	1	0	0.0	0	0	0	1
10/10	at Dallas					ina				
10/18	at Jacksonville	3	1	2	0	0.0	0	0	0	0
10/24	vs. Philadelphia	0	0	0	0	0.0	0	0	1	0
10/31	at San Diego	6	1	5	0	0.0	0	0	0	0
	BYE WEEK									
11/14	at Miami	1	1	0	0	0.0	0	0	0	0
11/21	vs. Washington	4	3	1	0	0.0	0	0	0	1
11/28	at Houston	4	3	1	0	0.0	0	0	0	1
12/05	vs. Jacksonville					ina				
12/09	vs. Indianapolis					ina				
12/19	vs. Houston					ina				
12/26	at Kansas City	7	4	3	0	0.0	0	0	1	2
01/02	at Indianapolis	4	1	3	0	0.0	1	0	0	0
2010 totals:		50	27	23	0	0.0	1	0	3	5

Additional statistics: one interception on 9/26 at N.Y. Giants



2009 GAME-BY-GAME STATISTICS

DATE	GAME	TKL	SOLO	ASST	ST	SACKS	FF	FR	PD	TFL
09/10	at Pittsburgh					ina				
09/20	vs. Houston					ina				
09/27	at N.Y. Jets					ina				
10/04	at Jacksonville	1	0	1	0	0.0	0	0	0	0
10/11	vs. Indianapolis	0	0	0	0	0.0	0	0	0	0
10/18	at New England					ina				
	BYE WEEK									
11/01	vs. Jacksonville	0	0	0	0	0.0	0	0	0	0
11/08	at San Francisco					ina				
11/15	vs. Buffalo	6	3	3	0	0.0	0	0	1	0
11/23	at Houston	4	2	2	0	0.0	0	0	0	0
11/29	vs. Arizona					ina				
12/06	at Indianapolis					ina				
12/13	vs. St. Louis	4	1	3	0	0.0	0	0	0	1
12/20	vs. Miami	1	0	1	0	0.0	0	0	0	0
12/25	vs. San Diego	4	2	2	0	0.0	0	0	0	0
01/03	at Seattle	3	1	2	0	1.0	0	0	0	0
2009 totals:		23	9	14	0	1.0	0	0	1	1

PLAYER BIOS

97 ROY MILLER III



DEFENSIVE TACKLE

6-2 320 LBS.

TEXAS

BORN JULY 9, 1987

KILLEEN, TEXAS

ACQ: UNRESTRICTED FREE AGENT (TAMPA BAY) 2013

EXP: 8TH YEAR

TRANSACTIONS

Originally drafted by Tampa Bay in the third round (81st overall) of the 2009 draft ... Signed by Jacksonville as an unrestricted free agent on 3/15/13

PRO (Games played/started - 111/83)

- Eighth-year DT has played in 111 games with 83 starts
- Career totals include 283 tackles (192 solo), 8.0 sacks, 15 tackles for loss, one forced fumble and three passes defended
- Voted 2014 Ed Block Courage Award winner by his teammates
- Joined the Jaguars as an unrestricted free agent in 2013
- Spent the previous four seasons with Tampa Bay
- Has missed only six games in seven seasons

2016 (w/ JAX - 5/5)

- **9/11 vs. G.B.:** Started at DT and saw 21 snaps in team's season opener
- **9/18 at S.D.:** Started at DT and made five solo tackles, including two tackles for loss
- **9/25 vs. BAL:** Started at DT
- **10/2 vs. IND:** Started at DT and tallied two solo tackles
- **10/16 at CHI:** Started at DT and made four solo tackles

2015 (w/ JAX - 16/16)

- Started and played in all 16 games for the second time in his career ... Totaled 40 tackles (22 solo), a career-high 4.0 sacks, one forced fumble and one pass defended
- **9/27 at N.E.:** Made three tackles (one solo) and 0.5 sack
 - **10/11 at T.B.:** Made five tackles (one solo), including one sack
 - **10/25 vs. BUF:** Made two tackles (two solo), both of which were tackles for loss
 - **11/15 at BAL:** Started at DT and made four tackles (one solo)
 - **11/19 vs. TEN:** Started at DT and recorded two solo tackles, including a tackle for loss and a pass defended
 - **11/29 vs. S.D.:** Made five tackles (four solo), including two tackles for loss and 1.0 sack
 - **12/27 vs. N.O.:** Started at DT and made three tackles (two solo)
 - **1/3 at HOU:** Started at DT and made a season-high six tackles (three solo), including 1.0 sack and one forced fumble

2014 (w/ JAX - 14/14)

- Started first 14 games at DT and tallied 31 tackles (21 solo), four tackles for loss, one sack, two QB hits and one pass defended ... Missed the final two games with a knee injury
- **9/14 at WAS:** Posted a season-high five tackles (one solo)
 - **9/28 at S.D.:** Made four tackles (three solo), one sack, two tackles for loss and one QB hit
 - **10/19 vs. CLE:** Had two solo tackles and one tackle for loss
 - **11/30 vs. NYG:** Finished with two solo tackles
 - **12/14 at BAL:** Totaled four tackles (three solo)

2013 (w/ JAX - 14/14)

- Started all 14 games played and totaled 25 tackles (20 solo), four tackles for loss and two QB pressures
- **9/8 vs. K.C.:** Started at DT and posted two solo tackles in his Jaguars debut
 - **9/15 at OAK:** Led team with two tackles for loss
 - **9/22 at SEA:** Recorded one assisted tackle and one QB hit
 - **9/29 vs. IND:** Made two solo tackles
 - **11/17 vs. ARI:** Had three solo tackles, two tackles for loss and one QB hit
 - **11/24 at HOU:** Finished with two tackles (one solo) ...
 - **12/1 at CLE:** Made three tackles (two solo)
 - **12/15 vs. BUF:** Finished with three solo tackles

2012 (w/ T.B. - 15/15)

Played in 15 games with 14 starts ... Finished with 23 tackles (15 solo), two tackles for loss and one pass defended ... Anchored the NFL's No.1-ranked rushing defense, which allowed a franchise-record 82.5 yards per game

2011 (w/ T.B. - 16/3)

Saw action in all 16 games with three starts ... Registered 39 tackles, including one for loss, two quarterback pressures and one pass defended

2010 (w/ T.B. - 16/16)

Started and played in all 16 games and tallied 60 tackles (40 solo) and one sack

2009 (w/ T.B. - 15/1)

Played in 15 games with one start ... Tallied 54 tackles (33 solo), 2.0 sacks and one pass defended

COLLEGE (at Texas, 2005-08)

- Played in 49 career games with 19 starts
- Recorded 138 tackles, 25 tackles for loss, 10 sacks, 44 quarterback pressures, six passes defended, one forced fumble and one fumble recovery
- Started all 13 games as a senior and earned Fiesta Bowl Defensive MVP honors in victory against Ohio State with three tackles, one tackle for loss and one sack
- Named first-team All-Big 12 by the coaches and second-team All-Big 12 by the AP, Austin American-Statesman, Dallas Morning News, Forst Worth Star-Telegram, Kansas City Star, San Antonio Express-News and Waco Tribute-Herald
- A member of UT Athletics Director's Honor Roll
- Graduated with a degree in corporate communications

PERSONAL

- Attended Shoemaker High School (Killeen, Texas)
- Two-time all-state and three-time all-district performer at DT
- Named a captain in the 2005 U.S. Army All-American Bowl and recorded two sacks and three tackles
- Finished high school career with 264 tackles and 24 sacks
- Was a three-time academic all-district selection
- Father, Roy, previously served in the Army
- Cousin, Bryce Scanlon, was a defensive lineman at Utah
- Co-founded the Accumulative Advantage Foundation, created to show appreciation for servicemen and women and their families by bringing successful military dependents such as teacher, businessmen and women, celebrities and NFL players back to their communities to empower kids and thank veterans
- Twitter handle is @Roy_Miller_III

REGULAR SEASON CAREER STATISTICS										
YEAR	TEAM	GP/GS	TKL	SOLO	ASST	SACKS	FF	FR	PD	TFL
2009	T.B.	15/1	54	33	21	2.0	0	0	0	2
2010	T.B.	16/16	60	40	20	1.0	0	0	0	2
2011	T.B.	16/3	39	30	9	0.0	0	0	1	1
2012	T.B.	15/15	23	15	8	0.0	0	0	1	1
2013	JAX	14/14	25	20	5	0.0	0	0	0	0
2014	JAX	14/14	30	21	9	1.0	0	0	0	1
2015	JAX	16/16	40	22	18	4.0	1	0	1	6
2016	JAX	5/5	11	11	0	0.0	0	0	0	2
NFL totals: 8 yrs.		111/83	283	192	90	8.0	1	0	3	15

CAREER HIGHS		
	GAME	SEASON
Tackles:	9 (11/28/10 at BAL)	60 (2010)
Tackles for loss:	2 (two times, last: 9/18/16 at S.D.)	6 (2015)
Sacks:	1.0 (seven times, last: 1/3/16 at HOU)	4.0 (2015)
Forced fumbles:	1 (1/3/16 at HOU)	1 (2015)
Passes defended:	1 (three times, last: 11/19/15 vs. TEN)	1 (2011, 12, 15)

2016 GAME-BY-GAME STATISTICS										
DATE	OPP	TKL	SOLO	ASST	ST	SACKS	FF	FR	PD	TFL
09/11	vs. Green Bay	0	0	0	0	0.0	0	0	0	0
09/18	at San Diego	5	5	0	0	0.0	0	0	0	2
09/25	vs. Baltimore	0	0	0	0	0.0	0	0	0	0
10/02	vs. Indianapolis	2	2	0	0	0.0	0	0	0	0
BYE WEEK										
10/16	at Chicago	4	4	0	0	0.0	0	0	0	0
10/23	vs. Oakland									
10/27	at Tennessee									
11/06	at Kansas City									
11/13	vs. Houston									
11/20	at Detroit									
11/27	at Buffalo									
12/04	vs. Denver									
12/11	vs. Minnesota									
12/18	at Houston									
12/24	vs. Tennessee									
01/01	at Indianapolis									
2016 totals:		11	11	0	0	0.0	0	0	0	2

PLAYER BIOS



2015 GAME-BY-GAME STATISTICS

DATE	OPP	TKL	SOLO	ASST	ST	SACKS	FF	FR	PD	TFL
09/13	vs. Carolina	2	2	0	0	0.0	0	0	0	0
09/20	vs. Miami	1	0	1	0	0.5	0	0	0	0
09/27	at New England	3	1	2	0	0.5	0	0	0	0
10/04	at Indianapolis	2	1	1	0	0.0	0	0	0	0
10/11	at Tampa Bay	5	1	4	0	1.0	0	0	0	1
10/18	vs. Houston	2	1	1	0	0.0	0	0	0	0
10/25	vs. Buffalo	2	2	0	0	0.0	0	0	0	2
	BYE WEEK									
11/08	at N.Y. Jets	4	3	1	0	0.0	0	0	0	0
11/15	at Baltimore	2	2	0	0	0.0	0	0	0	0
11/19	vs. Tennessee	0	0	0	0	0.0	0	0	1	1
11/29	vs. San Diego	5	4	1	0	1.0	0	0	0	2
12/06	at Tennessee	2	1	1	0	0.0	0	0	0	0
12/13	vs. Indianapolis	0	0	0	0	0.0	0	0	0	0
12/20	vs. Atlanta	1	1	0	0	0.0	0	0	0	0
12/27	at New Orleans	3	2	1	0	0.0	0	0	0	0
01/03	at Houston	6	3	3	0	1.0	1	0	0	0
2015 totals:		40	22	18	0	4.0	1	0	1	6



2014 GAME-BY-GAME STATISTICS

DATE	OPP	TKL	SOLO	ASST	ST	SACKS	FF	FR	PD	TFL
09/07	at Philadelphia	1	1	0	0	0.0	0	0	0	0
09/14	at Washington	5	1	4	0	0.0	0	0	0	0
09/21	vs. Indianapolis	1	1	0	0	0.0	0	0	0	0
09/28	at San Diego	4	3	1	0	1.0	0	0	0	2
10/05	vs. Pittsburgh	1	1	0	0	0.0	0	0	0	0
10/12	at Tennessee	2	2	0	0	0.0	0	0	0	1
10/19	vs. Cleveland	2	2	0	0	0.0	0	0	0	1
10/26	vs. Miami	1	0	1	0	0.0	0	0	0	0
11/02	at Cincinnati	1	1	0	0	0.0	0	0	1	0
11/09	vs. Dallas	2	2	0	0	0.0	0	0	0	0
	BYE WEEK									
11/23	at Indianapolis	2	0	2	0	0.0	0	0	0	0
11/30	vs. N.Y. Giants	2	2	0	0	0.0	0	0	0	0
12/07	vs. Houston	2	2	0	0	0.0	0	0	0	0
12/14	at Baltimore	4	3	1	0	0.0	0	0	0	0
12/18	vs. Tennessee	ina				ina				
12/28	at Houston	ina				ina				
2014 totals:		30	21	9	0	1.0	0	0	1	4



2013 GAME-BY-GAME STATISTICS

DATE	OPP	TKL	SOLO	ASST	ST	SACKS	FF	FR	PD	TFL
09/08	vs. Kansas City	2	2	0	0	0.0	0	0	0	0
09/15	at Oakland	3	3	0	0	0.0	0	0	0	2
09/22	at Seattle	1	0	1	0	0.0	0	0	0	0
09/29	vs. Indianapolis	2	2	0	0	0.0	0	0	0	0
10/06	at St. Louis	1	1	0	0	0.0	0	0	0	0
10/13	at Denver	1	1	0	0	0.0	0	0	0	0
10/20	vs. San Diego	0	0	0	0	0.0	0	0	0	0
10/27	vs. San Francisco	2	2	0	0	0.0	0	0	0	0
	BYE WEEK									
11/10	at Tennessee	2	0	2	0	0.0	0	0	0	0
11/17	vs. Arizona	3	3	0	0	0.0	0	0	0	2
11/24	at Houston	2	1	1	0	0.0	0	0	0	0
12/01	at Cleveland	3	2	1	0	0.0	0	0	0	0
12/05	vs. Houston	0	0	0	0	0.0	0	0	0	0
12/15	vs. Buffalo	3	3	0	0	0.0	0	0	0	0
12/22	vs. Tennessee	ina				ina				
12/29	at Indianapolis	IR				IR				
2013 totals:		25	20	5	0	0.0	0	0	0	4



2012 GAME-BY-GAME STATISTICS

DATE	OPP	TKL	SOLO	ASST	ST	SACKS	FF	FR	PD	TFL
09/09	vs. Carolina	2	2	0	0	0.0	0	0	0	0
09/16	at N.Y. Giants	2	1	1	0	0.0	0	0	0	0
09/23	at Dallas	3	3	0	0	0.0	0	0	0	1
09/30	vs. Washington	1	1	0	0	0.0	0	0	0	0
	BYE WEEK									
10/14	vs. Kansas City	1	1	0	0	0.0	0	0	1	0
10/21	vs. New Orleans	2	1	1	0	0.0	0	0	0	0
10/25	at Minnesota	1	1	0	0	0.0	0	0	0	1
11/04	at Oakland	0	0	0	0	0.0	0	0	0	0
11/11	vs. San Diego	3	1	2	0	0.0	0	0	0	0
11/18	at Carolina	3	2	1	0	0.0	0	0	0	0
11/25	vs. Atlanta	2	0	2	0	0.0	0	0	0	0
12/02	at Denver	0	0	0	0	0.0	0	0	0	0
12/09	vs. Philadelphia	ina				ina				
12/16	at New Orleans	0	0	0	0	0.0	0	0	0	0
12/23	vs. St. Louis	1	1	0	0	0.0	0	0	0	0
12/30	at Atlanta	2	1	1	0	0.0	0	0	0	0
2012 totals:		23	15	8	0	0.0	0	0	1	2



2011 GAME-BY-GAME STATISTICS

DATE	OPP	TKL	SOLO	ASST	ST	SACKS	FF	FR	PD	TFL
09/11	vs. Detroit	1	1	0	0	0.0	0	0	0	0
09/18	at Minnesota	3	3	0	0	0.0	0	0	1	0
09/25	vs. Atlanta	2	2	0	0	0.0	0	0	0	0
10/03	vs. Indianapolis	1	0	1	0	0.0	0	0	0	0
10/09	at San Francisco	2	1	1	0	0.0	0	0	0	0
10/16	vs. New Orleans	2	0	2	0	0.0	0	0	0	0
10/23	vs. Chicago	3	3	0	0	0.0	0	0	0	0
	BYE WEEK									
11/06	at New Orleans	2	2	0	0	0.0	0	0	0	0
11/13	vs. Houston	3	2	1	0	0.0	0	0	0	1
11/20	at Green Bay	2	2	0	0	0.0	0	0	0	0
11/27	at Tennessee	3	2	1	0	0.0	0	0	0	0
12/04	vs. Carolina	4	3	1	0	0.0	0	0	0	0
12/11	at Jacksonville	2	1	1	0	0.0	0	0	0	0
12/17	vs. Dallas	6	5	1	0	0.0	0	0	0	0
12/24	at Carolina	1	1	0	0	0.0	0	0	0	0
01/01	at Atlanta	2	2	0	0	0.0	0	0	0	0
2011 totals:		39	30	9	0	0.0	0	0	1	1



2010 GAME-BY-GAME STATISTICS

DATE	OPP	TKL	SOLO	ASST	ST	SACKS	FF	FR	PD	TFL
09/12	vs. Cleveland	2	1	1	0	0.0	0	0	0	0
09/19	at Carolina	4	2	2	0	0.0	0	0	0	0
09/26	vs. Pittsburgh	2	0	2	0	0.0	0	0	0	0
	BYE WEEK									
10/10	at Cincinnati	2	0	2	0	0.0	0	0	0	0
10/17	vs. New Orleans	3	3	0	0	0.0	0	0	0	0
10/24	vs. St. Louis	4	2	2	0	0.0	0	0	0	0
10/31	at Arizona	4	3	1	0	0.0	0	0	0	0
11/07	at Atlanta	5	4	1	0	0.0	0	0	0	0
11/14	vs. Carolina	4	2	2	0	0.0	0	0	0	0
11/21	at San Francisco	3	2	1	0	0.0	0	0	0	1
11/28	at Baltimore	9	6	3	0	0.0	0	0	0	0
12/05	vs. Atlanta	2	2	0	0	0.0	0	0	0	1
12/12	at Washington	5	5	0	0	0.0	0	0	0	0
12/19	vs. Detroit	3	2	1	0	0.0	0	0	0	0
12/26	vs. Seattle	3	2	1	0	0.0	0	0	0	0
01/02	at New Orleans	5	4	1	0	1.0	0	0	0	0
2010 totals:		60	40	20	0	1.0	0	0	0	2



2009 GAME-BY-GAME STATISTICS

DATE	OPP	TKL	SOLO	ASST	ST	SACKS	FF	FR	PD	TFL
09/13	vs. Dallas	2	2	0	0	0.0	0	0	0	0
09/20	at Buffalo	5	3	2	0	1.0	0	0	0	1
09/27	vs. N.Y. Giants	5	3	2	0	0.0	0	0	0	0
10/04	at Washington	5	2	3	0	0.0	0	0	0	0
10/11	at Philadelphia	2	1	1	0	0.0	0	0	0	0
10/18	vs. Carolina	6	3	3	0	0.0	0	0	0	0
10/25	vs. New England	5	4	1	0	0.0	0	0	0	0
	BYE WEEK									
11/08	vs. Green Bay	4	3	1	0	0.0	0	0	0	0
11/15	at Miami	1	0	1	0	0.0	0	0	0	0
11/22	vs. New Orleans	3	2	1	0	0.0	0	0	0	0
11/29	at Atlanta	3	2	1	0	0.0	0	0	0	0
12/06	at Carolina	ina				ina				
12/13	vs. N.Y. Jets	2	1	1	0	0.0	0	0	0	0
12/20	at Seattle	2	2	0	0	0.0	0	0	0	0
12/27	at New Orleans	2	1	1	0	0.0	0	0	0	0
01/03	vs. Atlanta	7	4	3	0	1.0	0	0	0	1
2009 totals:		54	33	21	0	2.0	0	0	0	2

PLAYER BIOS

2

JASON MYERS

KICKER

5-10 195 LBS.


MARIST

BORN MAY 12, 1991

CHULA VISTA, CALIFORNIA

ACQ: FREE AGENT 2015

EXP: 2ND YEAR



TRANSACTIONS

Originally signed by Jacksonville as a free agent on 3/3/15

PRO (Games played/started - 21/0)

- Spent time with Arizona and San Jose of the Arena Football League in 2014
- Assumed the team's kicking duties prior to the 2015 season
- Has made 26 of his last 28 FGs (92.9 percent) dating back to 10/11/15 at T.B.

2016 (w/ JAX - 5/0)

- 9/11 vs. G.B.:** Converted on FGs of 26, 39 and 50 yards and made both PATs for 11 total points
- 9/18 at S.D.:** Went 2-for-2 on PATs and missed a 54-yard FG attempt
- 9/25 vs. BAL:** Converted on a 49-yard FG and made two PATs
- 10/2 vs. IND:** Made FGs from 22, 46 and 49 yards and went 3-for-3 on PATs
- 10/16 at CHI:** Converted a 30-yard FG in the fourth quarter and went 2-for-2 on PATs

2015 (w/ JAX - 16/0)

His 26 made FGs are the fourth-most in a season in franchise history and his 110 points scored (26 FGs, 32 PATs) are the fifth-most in a season in club history ... His 86.7 FG percentage is the highest career FG percentage in Jaguars history (min. 30 attempts) and the highest by a Jaguars first-year player

- 9/13 vs. CAR:** Converted his first NFL kick from 22 yards
- 9/20 vs. MIA:** Went three-for-three on field goal attempts, including a season-long 58-yarder as time expired in the first half and a 28-yard game-winner with 40 seconds remaining in the fourth quarter ... His 58-yard FG was also second-longest in franchise history
- 9/27 at N.E.:** Made a 40-yard FG and went 2-for-2 on PATs
- 10/4 at IND:** Went 2-for-4 on FGs and 1-for-1 on PATs
- 10/11 at T.B.:** Connected on a 31-yard attempt and went 4-for-4 on PATs
- 10/18 vs. HOU:** Went 2-for-3 on PAT attempts
- 10/25 vs. BUF:** Went 4-for-5 on PAT attempts
- 11/8 at NYJ:** Converted on field goal attempts from 45, 39 and 35 yards, and went 2-for-2 on PATs
- 11/15 at BAL:** Converted on 3-of-4 FGs, including the game-winning 53-yarder with no time left on the clock
- 11/19 vs. TEN:** Went 4-for-4 on FGs, converting on attempts from 20, 31, 32 and 36 yards
- 11/29 vs. S.D.:** Went 4-for-4 on FGs, converting on attempts from 22, 27, 28 and 55 yards
- 12/6 at TEN:** Went 3-for-5 on extra point attempts
- 12/13 vs. IND:** Converted on his only FG attempt from 46 yards and went 6-for-7 on extra points
- 12/20 vs. ATL:** Converted on two extra points and a 42-yard field goal
- 12/27 at N.O.:** Converted his only extra point attempt
- 1/3 at HOU:** Converted on field goal attempts from 43 and 34 yards

COLLEGE (at Marist, 2009-12)

- Four-year letterman who also served as team's punter as a senior
- As a senior, made 5 of 10 FGs in final season with a long of 40 yards and averaged 39.0 yards on 56 punts with 16 downed inside the 20

PERSONAL

- Attended Mater Dei Catholic (Calif.) High School
- Four-year letterman in football and soccer and also played baseball
- Named Mesa Kicker of the Year as a senior
- Named South Bay Kicker of the Year as a junior
- Played on the state championship soccer team as a senior and was named San Diego Division IV CIF Player of the Year
- Son of Donny and Mary Myers
- Fiancee: Katie Glomb
- Twitter handle is @JayMy_31

REGULAR SEASON CAREER STATISTICS

YEAR	TEAM	GP	PAT	ATT	FG	FGA	PCT	LG	PTS
2015	JAX	16	32	39	26	30	86.9	58	110
2016	JAX	5	11	11	8	10	80.0	50	35
NFL totals: 2 yrs.		21	43	50	34	40	85.0	58	145

CAREER HIGHS

	GAME	SEASON
PATs made:	6 (12/13/15 vs. IND)	32 (2015)
PAT attempts:	7 (12/13/15 vs. IND)	39 (2015)
Field goals made:	4 (two times, last: 11/29/15 vs. S.D.)	26 (2015)
Field goal attempts:	4 (four times, last: 11/29/15 vs. S.D.)	30 (2015)
Longest field goal:	58 (9/20/15 vs. MIA)	58 (2015)
Points:	13 (two times, last: 11/29/15)	110 (2015)

2016 GAME-BY-GAME STATISTICS

DATE	OPP	GP	PAT	ATT	FG	FGA	PCT	LG	PTS
09/11	vs. Green Bay	1	2	2	3	3	100.0	50	11
09/18	at San Diego	1	2	2	0	1	0.0	-	2
09/25	vs. Baltimore	1	2	2	1	2	50.0	49	5
10/02	vs. Indianapolis	1	3	3	3	3	100.0	49	12
BYE WEEK									
10/16	at Chicago	1	2	2	1	1	100.0	30	5
10/23	vs. Oakland								
10/27	at Tennessee								
11/06	at Kansas City								
11/13	vs. Houston								
11/20	at Detroit								
11/27	at Buffalo								
12/04	vs. Denver								
12/11	vs. Minnesota								
12/18	at Houston								
12/24	vs. Tennessee								
01/01	at Indianapolis								
2016 totals:		4	11	11	8	10	80.0	50	35

2015 GAME-BY-GAME STATISTICS

DATE	OPP	GP	PAT	ATT	FG	FGA	PCT	LG	PTS
09/13	vs. Carolina	1	0	1	1	2	50.0	22	3
09/20	vs. Miami	1	2	2	3	3	100.0	58	11
09/27	at New England	1	2	2	1	1	100.0	40	5
10/04	at Indianapolis	1	1	1	2	4	50.0	32	7
10/11	at Tampa Bay	1	4	4	1	1	100.0	31	7
10/18	vs. Houston	1	2	3	0	0	0.0	0	2
10/25	vs. Buffalo	1	4	5	0	0	0.0	0	4
BYE WEEK									
11/08	at N.Y. Jets	1	2	2	3	3	100.0	45	11
11/15	at Baltimore	1	1	1	3	4	75.0	53	10
11/19	vs. Tennessee	1	1	1	4	4	100.0	36	13
11/29	vs. San Diego	1	1	2	4	4	100.0	51	13
12/06	at Tennessee	1	3	5	0	0	0.0	0	3
12/13	vs. Indianapolis	1	6	7	1	1	100.0	46	9
12/20	vs. Atlanta	1	2	2	1	1	100.0	42	5
12/27	at New Orleans	1	1	1	0	0	0.0	0	1
01/03	at Houston	1	0	0	2	2	100.0	43	6
2015 totals:		16	32	39	26	30	86.9	58	110

PLAYER BIOS

91 YANNICK NGAKOUE

DEFENSIVE END

6-2 252 LBS.

MARYLAND

BORN MARCH 31, 1995

BOWIE, MARYLAND

ACQ: 3RD ROUND OF 2016 DRAFT (69TH)

EXP: ROOKIE



TRANSACTIONS

Originally drafted by Jacksonville in the third round (69th overall) of the 2016 NFL Draft

PRO (Games played/started - 5/4)

Made his NFL debut in team's season opener in 2016

2016 (w/ JAX - 5/4)

Leads all NFL rookies with 4.0 sacks and three forced fumbles ... Tied-first with OAK's **Bruce Irvin**, BUF's **Lorenzo Alexander** and DAL's **David Irving** for most forced fumbles (three) among all NFL players ... First player in team history to register 4.0+ sacks through five career games

- **9/11 vs. G.B.:** Made two tackles (one solo) in NFL and Jaguars debut
- **9/18 at S.D.:** Made his first career start at LEO and made three tackles (two solo), including his first career sack-fumble in the second quarter
- **9/25 vs. BAL:** Registered his second consecutive game with a sack-fumble ... One of three players to register a sack and a forced fumble in consecutive games this season, joining BUF's **Lorenzo Alexander** and WAS' **Trent Murphy**
- **10/2 vs. IND:** Registered four tackles, including 1.0 sack, as well as his first career interception and third career forced fumble ... Only NFL player this season to register a sack, forced fumble and an interception in the same game
- **10/16 at CHI:** Started at LEO and made 1.0 sack, becoming the first rookie in team history to register a sack in four consecutive games ... Fourth player in Jaguars history to register a sack in four consecutive games (**Tony Brackens**, **Rob Meier** and **Gary Walker**)

COLLEGE (at Maryland, 2013-15)

- As a senior, selected First Team All-Big Ten by coaches and media
- Set Maryland's single-season sack record (13.5), breaking a record set by Mark Duda (1982) and Bruce Palmer (1978)
- Ranked second nationally in sacks per game
- Appeared in all 13 games as a true freshman

PERSONAL

- Son of Marlene Chantelly
- Honor roll student
- Worked as a volunteer with the homeless and helped mentor children
- Majored in African American studies
- Attended Friendship Collegiate Academy (Washington, D.C.)
- Named a first team Parade All-America and the 2012 D.C. Gatorade Player of the Year
- Rated a four-star recruit by Rivals, No. 11 OLB
- Helped lead the school to the DCSAA title as a senior

REGULAR SEASON CAREER STATISTICS

YEAR	TEAM	GP/GS	TKL	SOLO	ASST	SACKS	FF	FR	PD	TFL
2016	JAX	5/4	11	9	2	4.0	3	0	0	0
NFL totals: 1 yr.		5/4	11	9	2	4.0	3	0	0	0

2016 GAME-BY-GAME STATISTICS

DATE	OPP	TKL	SOLO	ASST	ST	SACKS	FF	FR	PD	TFL
09/11	vs. Green Bay	2	1	1	0	0.0	0	0	0	0
09/18	at San Diego	3	2	1	0	1.0	1	0	0	0
09/25	vs. Baltimore	1	1	0	0	1.0	1	0	0	0
10/02	vs. Indianapolis	4	4	0	0	1.0	1	0	0	0
BYE WEEK										
10/16	at Chicago	1	1	0	0	1.0	0	0	0	0
10/23	vs. Oakland									
10/27	at Tennessee									
11/06	at Kansas City									
11/13	vs. Houston									
11/20	at Detroit									
11/27	at Buffalo									
12/04	vs. Denver									
12/11	vs. Minnesota									
12/18	at Houston									
12/24	vs. Tennessee									
01/01	at Indianapolis									
2016 totals:		11	9	2	0	4.0	3	0	0	0

Additional statistics: One interception on 10/2 vs. IND, seven-yard return

PLAYER BIOS

3

BRAD NORTMAN

PUNTER

6-2 215 LBS.

WISCONSIN

BORN SEPTEMBER 12, 1989

BROOKFIELD, WISCONSIN

ACQ: UFA (CAROLINA) 2016

EXP: FIFTH YEAR



TRANSACTIONS

Originally selected by Carolina in the sixth round (207th overall) of the 2012 NFL Draft ... Signed as an unrestricted free agent by Jacksonville on 3/10/15

PRO (Games played/started - 69/0, 6/0)

- Fifth-year punter has played in 69 games with 310 punts for 14,119 yards (45.5 avg.)
- Has landed 100 punts inside the 20 and owns a 39.0 career net average
- Played in six postseason games, including Super Bowl 50

2016 (w/ JAX - 5/0)

- **9/11 vs. G.B.:** Made Jaguars debut and punted twice for 125 yards (62.5 net avg.) and downed both inside the 5-yard line ... His 67-yard punt is the seventh-longest in franchise history
- **9/18 at S.D.:** Punted four times for 179 yards (44.8 avg.), including downing two punts inside the 20
- **9/25 vs. BAL:** Punted six times for 249 yards (41.5 avg.), including two punts downed inside the 20
- **10/2 vs. IND:** Punted five times for 269 yards (53.8 avg.), including a career-long 78-yard punt in the fourth quarter, the second-longest punt in Jaguars franchise history (Bryan Barker, 83) and longest in the NFL this season ... Had one punt downed inside the 20
- **10/16 at CHI:** Punted five times for 275 yards (55.0 avg.), including a 52.2 net avg. ... Downed two punts inside the 20, including his 100th career punt inside the 20

2015 (w/ CAR - 16/0, 3/0)

Played in all 16 games, including three playoff contests ... Season totals include 70 punts for 3,175 yards (45.4 avg.), including a 39.8 net average ... Downed 20 punts inside the 20

- **9/20 vs. HOU:** Punted five times for 377 yards for a season-best 53.9 average
- **11/15 at TEN:** Punted four times for a season-high 47.3 net average
- **02/07 vs. DEN:** Punted seven times for 315 yards (45.0 avg.) in Super Bowl 50

2014 (w/ CAR - 16/0, 2/0)

Played in all 16 games, including two postseason games ... Generated a gross average of 44.9 yards and net average of 36.5 yards with a career-high 26 punts inside the 20, five touchbacks, two blocks and a long of 72 yards on 72 punts ... Served as holder on extra points and field goals

- **10/19 at G.B.:** Compiled a season-high 53.9-yard gross average, the second highest of his career, on a season-high seven punts
- **11/16 vs. ATL:** Equaled second-longest punt in team history and matched career long with a 72-yard boot ... Produced a season-high 48.3-yard net average
- **1/3 vs. ARI:** Tied team record for the most punts inside the 20 in a postseason game with three

2013 (w/ CAR - 16/0, 1/0)

Played in all 16 games, including one playoff contest ... Set Carolina records with a gross average of 47.8 yards, which ranked second in the NFC and fourth in the NFL, and net average of 41.6 yards, which ranked fourth in the NFC and fifth in the NFL ... Punted 70 times with a career-high 25 inside the 20, five touchbacks and a career long of 72 yards

- **11/24 at MIA:** Established a Carolina single-game record with a 56.7-yard gross average on seven punts ... Uncorked a career-long 72-yard punt, matching the second-longest punt in team history
- **12/22 vs. N.O.:** Generated a season-high net average of 47.0 yards on a season-high eight punts with two inside the 20 ... Pinned the Saints at their 2-yard line and 3-yard line
- Named NFC Special Teams Player of the Month for December, compiling a 48.1 gross average and 44.0-yard net average with eight inside the 20 and had at least one punt longer than 50 yards in all five games

2012 (w/ CAR - 16/0)

Recorded a gross average of 43.0 yards and net average of 36.5 yards with 20 punts inside the 20, seven touchbacks, one block of 63 yards on 76 punts

- **10/7 vs. SEA:** Booted a career-long 63-yard punt
- **11/4 at WAS:** Landed a season-high three punts inside the 20
- **11/11 vs. DEN:** Produced a season-high 50.1-yard gross average on a career-high nine punts
- **12/23 vs. OAK:** Generated a season-high 48.3-yard net average

COLLEGE (at Wisconsin, 2008-11)

- Played in 52 games, taking over the Badgers' punting duties as a freshman
- Generated gross average of 42.1 yards and net average of 36.7 yards with 69 punts inside the 20, 19 touchbacks, four blocks and long of 76 yards on 199 punts, the fourth most in school history
- Gross average ranks as the third highest in UW history
- Thirty five punts traveled more than 50 yards and 53 resulted in fair catches
- Majored in accounting

PERSONAL

- Attended Central High School in Brookfield, Wis.
- Ranked as the No. 4 punter in the nation by Rivals.com and No. 8 by Scout.com
- Parents are William and Jane Nortman
- Married to wife, Lexi
- Twitter handle is @BradNortmanisms

REGULAR SEASON CAREER STATISTICS

YEAR	TEAM	GP	PUNTS	YARDS	GROSS AVG.	FC	NET AVG.	IN 20	LG	BLK
2012	CAR	16	76	3,267	43.0	20	36.5	20	63	1
2013	CAR	16	70	3,344	47.8	13	41.6	25	72	0
2014	CAR	16	72	3,236	44.9	20	36.5	26	72	2
2015	CAR	16	70	3,175	45.4	19	39.8	20	65	0
2016	JAX	5	22	1,097	49.9	4	45.6	9	78	0
NFL totals: 5 yrs.		69	310	14,119	45.5	76	39.0	100	78	3

CAREER HIGHS

	GAME	SEASON
Punts:	9 (11/11/12 vs. DEN)	76 (2012)
Yards:	451 (11/11/12 vs. DEN)	3,344 (2013)
Gross average:	62.5 (9/11/16 vs. G.B.)	47.8 (2013)
Net average:	62.5 (9/11/16 vs. G.B.)	41.5 (2013)
Inside the 20:	3 (nine times, last: 10/25/15 vs. PHI)	26 (2014)
Long:	78 (10/2/16 vs. IND)	72 (2013 & 2014)

2016 GAME-BY-GAME STATISTICS

DATE	OPP	PUNTS	YARDS	GROSS AVG.	FC	NET AVG.	IN 20	LG	BLK	
09/11	vs. Green Bay	2	125	62.5	0	62.5	2	67	0	
09/18	at San Diego	4	179	44.8	0	39.5	2	56	0	
09/25	vs. Baltimore	6	249	41.5	2	38.2	2	49	0	
10/02	vs. Indianapolis	5	269	53.8	1	46.2	1	78	0	
BYE WEEK										
10/16	at Chicago	5	275	55.0	1	52.2	2	60	0	
10/23	vs. Oakland									
10/27	at Tennessee									
11/06	at Kansas City									
11/13	vs. Houston									
11/20	at Detroit									
11/27	at Buffalo									
12/04	vs. Denver									
12/11	vs. Minnesota									
12/18	at Houston									
12/24	vs. Tennessee									
01/01	at Indianapolis									
2016 totals:		22	1,097	49.9	4	45.6	9	78	0	

2015 GAME-BY-GAME STATISTICS

DATE	OPP	PUNTS	YARDS	GROSS AVG.	FC	NET AVG.	IN 20	LG	BLK	
09/13	at Jacksonville	4	179	44.8	2	37.5	2	56	0	
09/20	vs. Houston	7	377	29.9	0	42.7	0	65	0	
09/27	vs. New Orleans	4	173	43.3	1	22.8	1	55	0	
10/04	at Tampa Bay	4	154	38.5	1	29.8	2	56	0	
BYE WEEK										
10/18	at Seattle	5	243	48.6	1	43.0	1	59	0	
10/25	vs. Philadelphia	4	157	39.3	2	38.8	3	45	0	
11/02	vs. Indianapolis	7	293	41.9	2	39.6	1	61	0	
11/08	vs. Green Bay	6	289	48.2	1	45.2	0	60	0	
11/15	at Tennessee	4	189	47.3	2	47.3	2	63	0	
11/22	vs. Washington	4	207	51.8	1	46.0	1	56	0	
11/26	at Dallas	2	80	40.0	1	36.0	1	58	0	
12/06	at New Orleans	3	114	38.0	1	35.7	1	45	0	
12/13	vs. Atlanta	4	196	49.0	0	46.5	0	65	0	
12/20	at N.Y. Giants	7	318	45.4	3	40.9	1	59	0	
12/27	at Atlanta	3	130	43.3	1	36.7	2	63	0	
01/03	vs. Tampa Bay	2	76	38.0	1	38.0	2	51	0	
2015 totals:		70	3,175	45.4	19	39.8	20	65	0	
01/17	vs. Seattle	5	188	37.6	3	36.0	2	46	0	
01/24	vs. Arizona	3	119	39.7	1	39.0	0	44	0	
02/07	at Denver	7	315	45.0	4	33.4	1	61	0	
Postseason totals:		15	622	41.5	8	35.4	3	61	0	

PLAYER BIOS



2014 GAME-BY-GAME STATISTICS

DATE	OPP	PUNTS	YARDS	GROSS		NET		IN 20	LG	BLK
				AVG.	FC	AVG.				
09/07	at Tampa Bay	6	282	47.0	1	37.7		2	54	0
09/14	vs. Detroit	6	269	44.8	2	36.2		1	57	0
09/21	vs. Pittsburgh	4	210	52.5	0	43.3		2	65	0
09/28	at Baltimore	4	194	48.5	2	39.0		0	58	0
10/05	vs. Chicago	5	241	48.2	1	38.2		2	62	0
10/12	at Cincinnati	1	38	38.0	0	38.0		0	38	0
10/29	at Green Bay	7	377	42.7	0	42.7		2	67	0
10/26	vs. Seattle	2	78	39.0	1	39.0		1	47	0
10/30	vs. New Orleans	6	253	41.8	4	41.8		3	58	0
11/10	at Philadelphia	7	333	35.4	2	35.4		1	59	0
11/16	vs. Atlanta	6	214	35.7	2	35.7		3	42	0
BYE WEEK										
11/30	at Minnesota	4	146	16.8	0	16.8		1	43	2
12/07	at New Orleans	4	158	22.5	0	22.5		2	49	0
12/14	vs. Tampa Bay	3	99	33.0	3	33.0		3	37	0
12/21	vs. Cleveland	4	199	43.8	2	43.8		1	60	0
12/28	at Atlanta	3	145	48.3	0	48.8		2	72	0
2014 totals:		72	3,236	44.9	20	37.5		26	72	2
01/03	vs. Arizona	4	149	37.3	2	32.3		3	49	0
01/10	at Seattle	4	157	39.3	3	37.0		1	48	0
Postseason totals:		8	306	38.2	5	34.6		4	49	0



2013 GAME-BY-GAME STATISTICS

DATE	OPP	PUNTS	YARDS	GROSS		NET		IN 20	LG	BLK
				AVG.	FC	AVG.				
09/08	vs. Seattle	5	239	47.8	0	38.2		2	57	0
09/15	at Buffalo	5	257	51.4	2	43.6		3	62	0
09/22	vs. N.Y. Giants	2	97	48.5	0	38.5		0	49	0
BYE WEEK										
10/06	at Arizona	4	195	48.8	0	38.8		1	63	0
10/13	at Minnesota	3	99	33.0	2	33.0		3	34	0
10/20	vs. St. Louis	3	154	51.3	0	42.7		1	56	0
10/24	at Tampa Bay	4	216	43.2	1	42.0		3	59	0
11/03	vs. Atlanta	3	128	42.7	1	37.3		2	57	0
11/10	at San Francisco	7	320	45.7	0	37.9		2	65	0
11/18	vs. New England	2	87	43.5	1	37.0		0	50	0
11/24	at Miami	7	397	56.7	0	46.6		0	72	0
12/01	vs. Tampa Bay	3	138	46.0	2	46.0		1	55	0
12/08	at New Orleans	5	227	45.4	1	42.0		1	57	0
12/15	vs. N.Y. Jets	2	92	46.0	0	46.0		1	52	0
12/22	vs. New Orleans	8	406	50.8	1	47.0		2	60	0
12/29	at Atlanta	6	292	48.7	2	39.7		3	64	0
2013 totals:		70	3,344	47.8	13	41.6		25	72	0
01/12	vs. San Francisco	2	84	42.0	2	42.0		1	51	0
Postseason totals:		2	84	42.0	2	42.0		1	51	0



2012 GAME-BY-GAME STATISTICS

DATE	OPP	PUNTS	YARDS	GROSS		NET		IN 20	LG	BLK
				AVG.	FC	AVG.				
09/09	at Tampa Bay	5	199	39.8	3	33.2		2	47	1
09/16	vs. New Orleans	5	229	45.8	1	35.8		2	58	0
09/20	vs. N.Y. Giants	3	125	41.7	1	33.0		1	44	0
09/30	at Atlanta	6	271	45.2	3	42.3		2	49	0
10/07	vs. Seattle	7	318	45.4	0	39.9		2	63	0
BYE WEEK										
10/21	vs. Dallas	6	248	41.3	2	38.5		2	55	0
10/28	at Chicago	3	77	25.7	0	22.0		0	36	0
11/04	at Washington	5	161	32.2	0	33.0		3	49	0
11/11	vs. Denver	9	451	50.1	1	36.2		1	59	0
11/18	vs. Tampa Bay	6	274	45.7	1	39.8		1	55	0
11/26	at Philadelphia	5	188	37.6	3	31.2		0	44	0
12/02	at Kansas City	4	184	46.0	2	39.5		1	51	0
12/09	vs. Atlanta	2	88	44.0	1	34.0		1	58	0
12/16	at San Diego	4	158	39.5	2	28.8		1	44	0
12/23	vs. Oakland	4	195	48.8	0	48.3		1	55	0
12/30	at New Orleans	2	101	50.5	0	41.0		0	54	0
2012 totals:		76	3,267	43.0	7	37.0		20	63	1

PLAYER BIOS

75 JARED ODRICK

DEFENSIVE LINEMAN

6-5 305 LBS.

PENN STATE

BORN DECEMBER 31, 1987

LEBANON COUNTY, PENNSYLVANIA

ACQ: UNRESTRICTED FREE AGENT (MIAMI) 2015

EXP: 7TH YEAR



- **1/1/12 vs. NYJ:** Finished the season with two solo tackles, including 1.0 sack on in the season finale

2010 (w/ MIA - 1/1)

- **9/12 at BUF:** Made his NFL debut in the season-opener on and started at RDE ... Finished with one solo tackle before suffering a leg injury ... Placed on injured reserve on Oct. 22

COLLEGE (at Penn State, 2006-09)

- Four-year letterman (2006-2009) and three-year starter at Penn State
- Career totals included 104 tackles (47 solo), 14.5 sacks and 25.5 tackles for loss
- As a senior in 2009, started all 13 games and was named a first-team All-America selection, first-team All-Big Ten selection and the coaches' Big Ten Defensive Player of the Year, becoming the first defensive lineman to win the honor since 1993
- Fourth player in school history to win Big Ten Defensive Player of the Year
- Majored in sociology

TRANSACTIONS

Originally drafted by Miami in the first round (28th overall) of the 2010 draft ... Signed by Jacksonville as an unrestricted free agent on 3/11/15

PRO (Games played/started - 84/60)

- Seventh-year DL has appeared in 84 games with 60 starts
- Career totals include 166 tackles (131 solo), 40 tackles for loss, 23.0 sacks, 13 passes defended, four forced fumbles, one fumble recovery and one INT
- Spent first five seasons (2010-14) with Miami

2016 (w/ JAX - 3/3)

- **9/11 vs. G.B.:** Made five tackles (three solo) and one sack in team's season opener
- **9/18 at S.D.:** Started at DE
- **9/25 vs. BAL:** Inactive (elbow)
- **10/2 vs. IND:** Inactive (elbow)
- **10/16 at CHI:** Returned to the starting lineup at DE and made three tackles (two solo)

2015 (w/ JAX - 16/16)

Started and played in all 16 games and led the team with 5.5 sacks ... Totaled 29 tackles (23 solo), including 10 tackles for loss, three passes defended and one forced fumble

- **9/13 vs. CAR:** Made three tackles (three solo) in Jaguars debut
- **9/20 vs. MIA:** Made two solo tackles, one sack, one pass defended and one forced fumble
- **9/27 at N.E.:** Made two solo tackles, including a tackle for loss
- **10/11 at T.B.:** Recorded three tackles (one solo) and two QB hurries .
- **11/8 at NYJ:** Made two tackles (one solo), including one sack
- **11/19 vs. TEN:** Made a season-high four solo tackles, including two tackles for loss and one sack
- **11/29 vs. S.D.:** Had one solo tackle, including a tackle for loss and sack in his 75th consecutive game played
- **12/13 vs. IND:** Started at DE and made two tackles (two solo), including one tackle for loss
- **12/20 vs. ATL:** Recorded three solo tackles, including two tackles for loss, one sack, and one pass defended that resulted in a LB Paul Posluszny interception in the third quarter
- **1/3 at HOU:** Played in his 80th consecutive game and totaled four tackles (two solo) ... Credited with 0.5 sacks

2014 (w/ MIA - 16/16)

Started all 16 games for the first time in his career ... Played in all 16 games for the fourth consecutive season ... Totaled 29 tackles (23 solo), one sack, three tackles for loss, one forced fumble and one fumble recovery ... Part of Miami defense that ranked 12th in the NFL

- **9/21 vs. K.C.** Registered his only sack of the season and forced one fumble

2013 (w/ MIA - 16/5)

Played in all 16 games (five starts) ... Posted a career-high 42 tackles (33 solo), 4.5 sacks, nine tackles for loss and two passes defended

- **10/6 vs. BAL:** Posted a season-high six tackles (five solo)
- **10/27 at N.E.:** Registered a career-high 2.0 sacks, the only multi-sack game of his career
- **11/24 vs. CAR:** Started at RDE and made two solo tackles

2012 (w/ MIA - 16/12)

Appeared in all 16 games (12 starts) for the second consecutive season ... Season totals include 35 tackles (26 solo), 5.0 sacks, a career-high 12 tackles for loss and two passes defended ... Started the first nine games of the season at LDE

- Registered at least a half-sack in three consecutive games on **9/23 vs. NYJ** (0.5), **9/30 at ARI** (1.0) and **10/7 at CIN** (0.5)
- Posted a sack in back-to-back games on **12/9 at S.F.** and on **12/16 vs. JAX**

2011 (w/ MIA - 16/7)

Appeared in all 16 games (seven starts) for the first time in his career ... Posted a career-high 6.0 sacks ... Season totals include 22 tackles (20 solo), five tackles for loss, two passes defended and one forced fumble

- **9/12 vs. N.E.:** Intercepted the only pass of his career in the season-opener
- **10/2 at S.D.:** Posted 1.0 sack
- Posted 1.0 sack in three consecutive games on **11/6 at K.C.**, on **11/13 vs. WAS** and on **11/20 vs. BUF**

PERSONAL

- Attended Lebanon (Pa.) High School where he was a Parade and U.S. Army All-America selection as a senior
- First-team All-State and Big 33 selection
- Totaled 70 tackles, 5.0 sacks and 10 tackles for loss as a senior in 2005
- Registered 80 tackles, 8.0 sacks and 18 tackles for loss as a junior in 2004, in addition to playing on the offensive line
- Also lettered in basketball and track and field
- Full name is Jared Taylor Odrick
- Twitter handle is @JaredOdrick



REGULAR SEASON CAREER STATISTICS

YEAR	TEAM	GP/GS	TKL	SOLO	ASST	SACKS	FF	FR	PD	TFL	INT
2010	MIA	1/1	1	1	0	0.0	0	0	0	1	0
2011	MIA	16/7	22	20	2	6.0	1	0	2	5	1
2012	MIA	16/12	35	26	9	5.0	0	0	2	12	0
2013	MIA	16/5	42	33	9	4.5	1	0	2	9	0
2014	MIA	16/16	29	23	6	1.0	1	1	5	3	0
2015	JAX	16/16	29	23	6	5.5	1	0	3	10	0
2016	JAX	3/3	8	5	3	1.0	0	0	0	0	0
NFL totals: 7 yrs.		84/60	166	131	35	23.0	4	1	14	40	1



CAREER HIGHS

	GAME	SEASON
Tackles:	6 (10/6/13 vs. BAL)	42 (2013)
Sacks:	2.0 (10/27/13 at N.E.)	6.0 (2011)
Forced fumbles:	1 (four times; last: 9/20/15 vs. MIA)	1 (2011, 2013-15)
Fumble recoveries:	1 (11/2/14 vs. S.D.)	1 (2014)
Passes defended:	2 (10/12/14 vs. G.B.)	5 (2014)
Tackles for loss:	4 (9/30/13 at N.O.)	12 (2012)
Interceptions:	1 (9/12/11 vs. N.E.)	1 (2011)



2016 GAME-BY-GAME STATISTICS

DATE	OPP	TKL	SOLO	ASST	ST	SACKS	FF	FR	PD	TFL
09/11	vs. Green Bay	5	3	2	0	1.0	0	0	0	0
09/18	at San Diego	0	0	0	0	0.0	0	0	0	0
09/25	vs. Baltimore					ina				
10/02	vs. Indianapolis					ina				
BYE WEEK										
10/16	at Chicago	3	2	1	0	0.0	0	0	0	0
10/23	vs. Oakland									
10/27	at Tennessee									
11/06	at Kansas City									
11/13	vs. Houston									
11/20	at Detroit									
11/27	at Buffalo									
12/04	vs. Denver									
12/11	vs. Minnesota									
12/18	at Houston									
12/24	vs. Tennessee									
01/01	at Indianapolis									
2016 totals:		8	5	3	0	1.0	0	0	0	0

PLAYER BIOS



2015 GAME-BY-GAME STATISTICS

DATE	OPP	TKL	SOLO	ASST	SACKS	FF	FR	PD	TFL	INT
09/13	vs. Carolina	3	3	0	0.0	0	0	0	0	0
09/20	vs. Miami	2	2	0	1.0	1	0	1	0	0
09/27	at New England	2	2	0	0.0	0	0	0	1	0
10/04	at Indianapolis	1	0	1	0.0	0	0	0	0	0
10/11	at Tampa Bay	3	1	2	0.0	0	0	0	0	0
10/18	vs. Houston	0	0	0	0.0	0	0	1	0	0
10/25	vs. Buffalo	0	0	0	0.0	0	0	0	0	0
BYE WEEK										
11/08	at N.Y. Jets	2	1	1	1.0	0	0	0	1	0
11/15	at Baltimore	1	1	0	0.0	0	0	0	1	0
11/19	vs. Tennessee	4	4	0	1.0	0	0	0	2	0
11/29	vs. San Diego	1	1	0	1.0	0	0	0	1	0
12/06	at Tennessee	1	1	0	0.0	0	0	0	1	0
12/13	vs. Indianapolis	2	2	0	0.0	0	0	0	1	0
12/20	vs. Atlanta	3	3	0	1.0	0	0	1	2	0
12/27	at New Orleans	0	0	0	0.0	0	0	0	0	0
01/03	at Houston	4	2	2	0.5	0	0	0	0	0
2015 totals:		29	23	6	5.5	1	0	3	10	0



2012 GAME-BY-GAME STATISTICS

DATE	OPP	TKL	SOLO	ASST	SACKS	FF	FR	PD	TFL	INT
09/09	at Houston	2	0	2	0.0	0	0	0	0	0
09/16	vs. Oakland	1	0	1	0.0	0	0	0	0	0
09/23	vs. N.Y. Jets	2	1	1	0.5	0	0	0	0	0
09/30	at Arizona	3	3	0	1.0	0	0	0	1	0
10/07	at Cincinnati	2	0	2	0.0	0	0	0	0	0
10/13	vs. St. Louis	2	0	2	0.0	0	0	1	1	0
BYE WEEK										
10/28	at N.Y. Jets	2	0	2	0.0	0	0	0	0	0
11/04	at Indianapolis	4	3	1	0.0	0	0	0	1	0
11/11	vs. Tennessee	1	1	0	0.0	0	0	0	1	0
11/15	at Buffalo	3	1	2	0.0	0	0	0	1	0
11/25	vs. Seattle	4	4	0	1.0	0	0	0	2	0
12/02	vs. New England	1	1	0	0.0	0	0	0	0	0
12/09	at San Francisco	4	3	1	1.0	0	0	0	1	0
12/16	vs. Jacksonville	2	2	0	1.0	0	0	0	1	0
12/23	vs. Buffalo	1	1	0	0.0	0	0	0	0	0
12/30	at Miami	1	1	0	0.0	0	0	0	1	0
2012 totals:		35	26	9	5.0	0	0	2	12	0



2014 GAME-BY-GAME STATISTICS

DATE	OPP	TKL	SOLO	ASST	SACKS	FF	FR	PD	TFL	INT
09/07	vs. New England	3	3	0	0.0	0	0	0	0	0
09/14	at Miami	3	1	2	0.0	0	0	0	0	0
09/21	vs. Kansas City	1	1	0	1.0	1	0	0	0	0
09/28	at Oakland	1	1	0	0.0	0	0	1	0	0
BYE WEEK										
10/12	vs. Green Bay	1	1	0	0.0	0	0	2	0	0
10/19	at Chicago	0	0	0	0.0	0	0	0	0	0
10/26	at Jacksonville	2	1	1	0.0	0	0	0	0	0
11/02	vs. San Diego	0	0	0	0.0	0	1	0	0	0
11/09	at Detroit	1	1	0	0.0	0	0	0	0	0
11/13	vs. Buffalo	1	1	0	0.0	0	0	1	1	0
11/23	at Denver	1	1	0	0.0	0	0	0	0	0
12/01	at N.Y. Jets	3	2	1	0.0	0	0	0	0	0
12/07	vs. Baltimore	4	3	1	0.0	0	0	0	0	0
12/14	at New England	1	0	1	0.0	0	0	1	0	0
12/21	vs. Minnesota	3	3	0	0.0	0	0	0	0	0
12/28	vs. N.Y. Jets	4	4	0	0.0	0	0	0	2	0
2014 totals:		29	23	6	1.0	1	1	5	3	0



2011 GAME-BY-GAME STATISTICS

DATE	OPP	TKL	SOLO	ASST	SACKS	FF	FR	PD	TFL	INT
09/12	vs. New England	2	2	0	0.0	0	0	1	0	1
09/18	vs. Houston	3	2	1	0.0	0	0	0	0	0
09/25	at Cleveland	0	0	0	0.0	0	0	0	0	0
10/02	at San Diego	2	2	0	0.0	1	0	0	1	0
BYE WEEK										
10/17	at N.Y. Jets	0	0	0	0.0	0	0	0	0	0
10/23	vs. Denver	3	3	0	1.0	0	0	0	1	0
10/30	at N.Y. Giants	0	0	0	0.0	0	0	0	0	0
11/06	at Kansas City	1	1	0	1.0	0	0	0	0	0
11/13	vs. Washington	1	1	0	1.0	0	0	0	1	0
11/20	vs. Buffalo	3	2	1	1.0	0	0	0	1	0
11/24	at Dallas	0	0	0	0.0	0	0	0	0	0
12/04	vs. Oakland	0	0	0	0.0	0	0	0	0	0
12/11	vs. Philadelphia	2	2	0	0.0	0	0	1	0	0
12/18	at Buffalo	2	2	0	1.0	0	0	0	1	0
12/24	at Miami	1	1	0	0.0	0	0	0	0	0
01/01	vs. N.Y. Jets	2	2	0	1.0	0	0	0	0	0
2011 totals:		22	20	2	6.0	1	0	2	5	1



2013 GAME-BY-GAME STATISTICS

DATE	OPP	TKL	SOLO	ASST	SACKS	FF	FR	PD	TFL	INT
09/08	at Cleveland	1	1	0	0.0	0	0	0	0	0
09/15	at Indianapolis	2	1	1	0.0	0	0	0	0	0
09/22	vs. Atlanta	2	2	0	0.0	0	0	0	0	0
09/30	at New Orleans	5	4	1	1.0	0	0	0	4	0
10/06	vs. Baltimore	6	5	1	0.0	0	0	1	0	0
BYE WEEK										
10/20	vs. Buffalo	2	2	0	0.0	0	0	0	1	0
10/27	at New England	4	2	2	2.0	0	0	0	2	0
10/31	vs. Cincinnati	1	0	1	0.5	0	0	0	0	0
11/11	at Tampa Bay	4	4	0	0.0	0	0	0	0	0
11/17	vs. San Diego	2	2	0	1.0	0	0	1	1	0
11/24	vs. Carolina	2	2	0	0.0	0	0	0	1	0
12/01	at N.Y. Jets	1	0	1	0.0	0	0	0	0	0
12/08	at Pittsburgh	2	1	1	0.0	0	0	0	0	0
12/15	vs. New England	1	0	1	0.0	0	0	0	0	0
12/22	at Miami	5	4	1	0.0	1	0	0	0	0
12/29	vs. N.Y. Jets	2	0	2	0.0	0	0	0	0	0
2013 totals:		42	33	9	4.5	1	0	2	9	0




2010 GAME-BY-GAME STATISTICS

DATE	OPP	TKL	SOLO	ASST	SACKS	FF	FR	PD	TFL	INT
09/12	at Buffalo	1	1	0	0.0	0	0	0	0	0
09/19	at Minnesota				ina					
09/26	vs. N.Y. Jets				ina					
10/04	vs. New England				ina					
BYE WEEK										
10/17	at Green Bay				ina					
10/24	vs. Pittsburgh				ina					
10/31	at Cincinnati				ina					
11/07	at Baltimore				ina					
11/14	vs. Tennessee				ina					
11/18	vs. Chicago				ina					
11/28	at Oakland				IR					
12/05	vs. Cleveland				IR					
12/12	at N.Y. Jets				IR					
12/19	vs. Buffalo				IR					
12/26	vs. Detroit				IR					
01/02	at New England				IR					
2010 totals:		1	1	0	0.0	0	0	0	0	0

PLAYER BIOS

77 PATRICK OMAMEH

OFFENSIVE LINEMAN
6-4 305 LBS.
MICHIGAN
BORN DECEMBER 29, 1989
COLUMBUS, OHIO
ACQ: FREE AGENT 2016
EXP: 4TH YEAR



TRANSACTIONS

Originally signed with San Francisco as an undrafted rookie on 5/7/13 ... Signed by Tampa Bay from San Francisco's practice squad on 10/11/13 ... Waived by Tampa Bay on 9/4/15 ... Claimed off waivers by Chicago on 9/6/15 ... Signed with Jacksonville as a free agent on 6/2/16

PRO (Games played/started - 35/27)

- 4th-year OG has spent time with Tampa Bay, Chicago and Jacksonville
- Has played in 35 career games with 27 starts
- Began career as an undrafted free agent with San Francisco in 2013

2016 (w/ JAX - 5/2)

- **9/11 vs. G.B.:** Played five snaps on special teams in Jaguars debut
- **9/18 at S.D.:** Saw action at LT after **Kelvin Beachum** exited the game in the third quarter
- **9/25 vs. BAL:** Saw action on special teams
- **10/2 vs. IND:** Started as an extra offensive lineman and then played 58 snaps at LG after **Luke Joeckel's** knee injury
- **10/16 at CHI:** Started at LG

2015 (w/ CHI - 14/9)

Appeared in 14 games (9 starts) at RG

2014 (w/ T.B. - 16/16)

Started all 16 games at RG

- **9/7 vs. WAS:** Made NFL debut and his first career start
- **9/14 vs. STL:** Started at right guard helping pave the way for Bobby Rainey's 144-yard rushing day
- **12/28 vs. NO:** Helped pave the way for 183 rushing yards by the Buccaneers, the most the team had recorded since 2013 (11/17/13 vs. Atlanta)

2013 (w/ T.B. - 0/0)

Inactive all 16 games

COLLEGE (at Michigan 2008-12)

- Started 41-of-45 games at Michigan (2008-12), including every game his final three seasons
- Earned first-team All-Big Ten honors as a senior
- Named to the 2012 Allstate AFCA Good Works Team

PERSONAL

- Attended St. Francis De Sales High School (Columbus, Ohio)
- Earned first-team all-state honors as a senior
- Born Patrick Omameh on December 29, 1989 in Columbus, Ohio

PLAYER BIOS

78

JERMEY PARNELL

OFFENSIVE TACKLE

6-6 315 LBS.

MISSISSIPPI

BORN JULY 20, 1986

BLYTHEVILLE, ARKANSAS

ACQ: UNRESTRICTED FREE AGENT (DALLAS) 2015

EXP: 6TH YEAR



COLLEGE (at Mississippi, 2006-09)

- Played only one season of collegiate football
- Saw action as a senior for the first time since eighth grade and played in five games as a defensive lineman
- Was a four-year letterman for the Rebels basketball team
- Played in 30 games with seven starts as a senior, averaging 3.7 points and 3.3 rebounds while ranking second on the team with 22 blocked shots
- Majored in art

PERSONAL

- Attended Gosnell High School in Arkansas
- Two-time first-team all-state selection in basketball
- Averaged 21 points, 13 rebounds, five assists and four blocks a game as a senior
- Played summer basketball in China in 2005 and 2006, and also played AAU for the Arkansas Wings

TRANSACTIONS

Originally signed by New Orleans as an undrafted rookie on 5/4/09 ... Waived on 9/4/09 ... Signed by New Orleans to the practice squad on 9/6/09 ... Waived on 9/4/10 ... Claimed off waivers by Miami on 9/5/10 ... Waived on 9/25/10 ... Signed by New Orleans to the practice squad on 9/28/10 ... Signed by Dallas to the 53-man roster on 10/24/10 ... Signed by Jacksonville as an unrestricted free agent on 3/11/15

PRO (Games played/started - 74/27)

- Sixth-year OT spent time with New Orleans, Miami and Dallas before signing with Jacksonville on 3/11/15
- Has played in 74 career games with 27 starts
- Spent last five seasons with the Cowboys
- Blocked for NFL's leading rusher RB **DeMarco Murray** in 2014 and did not allow a sack at RT
- Began career as an undrafted free agent with New Orleans in 2009

2016 (w/ JAX - 5/5)

- **9/11 vs. G.B.:** Started at RT in his 70th career game
- **9/18 at S.D.:** Started at RT
- **9/25 vs. BAL:** Started at RT
- **10/2 vs. IND:** Started at RT and played in all 72 offensive snaps, helping the team rush for a season-high 136 yards
- **10/16 at CHI:** Started at RT

2015 (w/ JAX - 15/15)

Played in 15 games with a career-high 15 starts at RT

- **9/13 vs. CAR:** Made his Jaguars debut at RT in team's season opener
- **9/20 vs. MIA:** Started at RT, helped the Jaguars rush for 123 yards and did not allow a sack
- **10/4 at IND:** Started at RT, helping RB **T.J. Yeldon** rush for 100+ yards
- **10/25 vs. BUF:** Started at RT, helping RB T.J. Yeldon rush for a season-high 115 yards
- **12/13 vs. IND:** Started at RT, helping the Jaguars rush for a season-high 154 yards

2014 (w/ DAL - 16/5)

Appeared in all 16 games with a career-high five starts at RT ... Also saw time on special teams and as extra OL in jumbo packages ... Had only one penalty for five yards ... Did not allow a sack ... Part of OL that ranked ninth in the NFL with 30 sacks allowed ... Blocked for Pro Bowl QB **Tony Romo** who led NFL in passer rating (113.2), completion percentage (69.9) and yards-per-attempt (8.52) ... Part of OL that blocked for NFL rushing leader RB **DeMarco Murray** who set franchise record with 1,845 rushing yards and NFL-high 2,261 yard from scrimmage ... Cowboys finished season ranked second in rushing yards per game (147.1)

- **10/19 vs. NYG:** Made first start of the season in place of OL **Doug Free** and blocked for DeMarco Murray's seventh consecutive 100-yard game, the first player in NFL history with seven straight 100-yard games to open a season
- **1/4 vs. DET:** Made postseason debut with a start at RT

2013 (w/ DAL - 16/1)

Played in all 16 games for the second consecutive season and made one start ... Saw most of his action in jumbo packages and on special teams

2012 (w/ DAL - 16/1)

Saw action in all 16 games for the first time in his career ... Rotated series at RT with Doug Free for the last two months of the season

- **11/22 vs. WAS:** Made first career start

2011 (w/ DAL - 6/0)

Saw action in six games, mainly on special teams

2010 (w/ MIA - 0/0; w/ DAL - 0/0)

Spent the preseason with New Orleans before he was waived on final cuts ... Was claimed off waivers by Miami on Sept. 5 and waived on Sept. 25 ... Signed by New Orleans to practice squad on Sept. 28 before he was signed to Dallas' 53-man roster on Oct. 14 ... Was inactive for all 12 games with the Cowboys

2009 (w/ NO - ps)

Spent the entire regular season on New Orleans' practice squad after signing as a rookie free agent

PLAYER BIOS

51 PAUL POSLUSZNY



LINEBACKER

6-2 240 LBS.


PENN STATE

BORN OCTOBER 10, 1984

ALTIQUIPPA, PENNSYLVANIA

ACQ: UNRESTRICTED FREE AGENT (BUFFALO) 2011

EXP: 10TH YEAR



TRANSACTIONS

Originally drafted by Buffalo in the second round (34th overall) of the 2007 draft ... Signed by Jacksonville as an unrestricted free agent on 7/29/11

PRO (Games played/started - 118/118)

Ninth-year LB has started 118 career games and is in his sixth season with the Jaguars

- Career totals include 1,248 tackles (890 solo), 15 INTs, 14.5 sacks, eight forced fumbles, three fumble recoveries and 37 passes defended
- One of three active players in the NFL who have registered at least 12 sacks and 12 interceptions, joining CIN's **Karlos Dansby** and K.C.'s **Derrick Johnson**
- Voted to Pro Bowl in 2013
- Owns two of the four highest tackle totals in Jaguars history as he compiled 192 tackles in 2011, the fourth-most for a season

2016 (w/ JAX - 5/5)

- **9/11 vs. G.B.:** Made five tackles (four solo) at MLB in the team's season opener
- **9/18 at S.D.:** Started at MLB and tallied a team-high 11 tackles (six solo)
- **9/25 vs. BAL:** Posted a team-high 12 tackles (10 solo) and his 15th career INT
- **10/2 vs. IND:** Started at MLB and recorded seven tackles (five solo) and a tackle for a loss ... Posted his second career multi-sack game (1.5 sacks)
- **10/16 at CHI:** Led the team with 11 tackles (10 solo), including one tackle for loss

2015 (w/ JAX - 14/14)

Started and played in 14 games, missing two games because of ankle and hand injuries ... Led the team with 133 tackles (103 solo), the seventh time in the last eight seasons that he's tallied 100+ tackles ... Tied for the team lead (LB **Telvin Smith**) with 13 tackles for loss, the most by a Jaguars LB since LB **Kevin Hardy's** 13 tackles for loss in 1999 ... Tied a career-high with three INTs

- **9/13 vs. CAR:** In his 100th game and start, made nine tackles (eight solo) and recorded a 19-yard interception return in the second quarter
- **9/20 vs. MIA:** Made seven solo tackles and registered one QB hurry
- **9/27 at N.E.:** Made a game-high 18 tackles (14 solo)
- **10/18 vs. HOU:** Made 10 tackles (nine solo), including two tackles for loss
- **10/25 vs. BUF:** Made seven tackles (six solo), including one tackle for loss ... Added his 13th career interception
- **11/8 at NYJ:** Made seven tackles (three solo), including one tackle for loss
- **11/15 at BAL:** Was second on the team with 10 tackles (six solo) and recorded one pass defended
- **11/29 vs. S.D.:** Led the team with 11 tackles (11 solo), including a season-high three tackles for loss
- **12/6 at TEN:** Led the team with 13 tackles (10 solo), including two tackles for loss ... Exited the game in the fourth quarter with a hand injury
- **12/20 vs. ATL:** Tallied a team-high 10 tackles (nine solo), including two tackles for loss, one interception and one pass defended
- **12/27 at N.O.:** Posted nine tackles (seven solo), and 1.0 sack and one pass defended
- **1/3 at HOU:** Started at MLB and made 10 tackles (four solo)

2014 (w/ JAX - 7/7)

Started the first seven games at MLB before suffering a season-ending torn pectoral muscle on Oct. 19 vs. Cleveland ... Ranked fifth on the club with 69 tackles (47 solo), two sacks, one pass defended, two tackles for loss, three QB hits and one fumble recovery

- **9/7 at PHI:** Started at MLB in season-opener and paced team with 12 tackles (11 solo) ... Left the game in the third quarter with a knee injury but returned to the game
- **9/14 at WAS:** Ranked second on the team with seven tackles (four solo)
- **9/21 at IND:** Led team with 11 tackles (seven solo)
- **9/28 at S.D.:** Registered a game-high 11 tackles (9 solo)
- **10/5 vs. PIT:** Totaled a team-high 12 tackles (nine solo) along with one sack, one tackle for loss, one QB hit and a pass defended
- **10/19 vs. CLE:** Registered a game-high 12 tackles (five solo) along with one sack, one tackle for loss, one QB hit and one fumble recovery ... Suffered a torn pectoral muscle in the second half
- **10/21:** Placed on injured reserve

2013 (w/ JAX - 15/15)

Replaced injured LB **NaVarro Bowman** on the Pro Bowl roster ... Started 15 games at LB and led the Jaguars for the third consecutive season with 161 tackles (121 solo)

and tied for team lead with two INTs ... The 161 tackles ranked second in the NFL ... Added a career-high 3.0 sacks and 10 passes defended along with six tackles for loss, two forced fumbles, one fumble recovery and seven QB pressures ... Played 1,038 snaps, the second-most on the team

- **9/15 at OAK:** Posted nine tackles, one sack, one QB hit and one pass defended ... Sacked QB **Terrelle Pryor** in the fourth quarter
- **9/22 at SEA:** Registered a game-high 12 tackles (five solo) along with an INT, one tackle for loss and one pass defended ... Intercepted QB **Russell Wilson** in the third quarter to set up a Jaguars TD
- **10/13 at DEN:** Intercepted QB **Peyton Manning** with 36 seconds remaining in the first half and returned it 59 yards for his first career TD ... Marked the fourth-longest return in team history and longest by a LB
- **10/20 vs. S.D.:** Totaled a season-high 14 tackles (13 solo)
- **10/27 vs. S.F.:** Made a team-high 12 tackles (10 solo)
- **11/10 at TEN:** Forced a fumble of RB **Chris Johnson** on the first play from scrimmage and recovered it to set up a Jaguars TD
- **11/17 vs. ARI:** Inactive (concussion), marking first missed game as a Jaguar
- **11/24 at HOU:** Returned to the lineup and posted a game-high 14 tackles (11 solo) along with two tackles for loss, one QB hit and one pass defended
- **12/1 at CLE:** Paced team with 11 tackles (seven solo), two tackles for loss, a half sack, one QB hit and one pass defended. Split a sack with DE **Jason Babin** in the third quarter
- **12/5 vs. HOU:** Posted double-digit tackles for the third straight game, finishing with a team-high 13 stops (10 solo) along with one tackle for loss and one QB hit
- **12/15 vs. BUF:** Led team with 13 tackles (nine solo) including a sack of QB **E.J. Manuel** in the first quarter ... Set single-season career-high for sacks (2.5)
- **12/22 vs. TEN:** Tallied a game-high 13 tackles (10 solo), his fifth straight game with double-digit tackles ... Split a sack of QB **Ryan Fitzpatrick** with DT **Abry Jones** in the first quarter

2012 (w/ JAX - 16/16)

Started all 16 games for the second consecutive season and third time overall ... Led team with a single-season franchise record 231 tackles, surpassing the previous mark of 230 set by LB **Hardy Nickerson** in 2001 ... Matched his career-high two sacks and three INTs ... Added two forced fumbles and four passes defended ... Had double-digit tackles in 15 of 16 games

- **9/9 at MIN:** Registered 16 tackles (10 solo) with one tackle for loss
- **9/16 vs. HOU:** Logged 17 tackles (10 solo) with one tackle for loss
- **9/23 at IND:** Intercepted a QB **Andrew Luck** pass in the third quarter and re turned it 13 yards before a lateral to S **Dawan Landry** added nine yards
- **11/4 vs. DET:** Led team with 17 tackles (12 solo)
- **11/18 at HOU:** Forced an RB **Arian Foster** fumble in the third quarter, intercepted QB **Matt Schaub** in the fourth quarter and finished with a team-high 18 tackles
- **11/25 vs. TEN:** Caused a RB **Chris Johnson** fumble in the fourth quarter
- **12/2 at BUF:** Intercepted QB **Ryan Fitzpatrick** in the second quarter and made a team-high 13 tackles (five solo) with two QB pressures
- **12/9 vs. NYJ:** Totaled a team-high 17 tackles (10 solo)
- **12/16 at MIA:** Registered a career-high 21 tackles (15 solo), tied for the fifth-most in franchise history
- **12/23 vs. N.E.:** Had 11 tackles (eight solo) with two QB pressures
- **12/30 at TEN:** Totaled 13 tackles (nine solo) with a career-high two sacks, two tackles for loss and one pass defended

2011 (w/ JAX - 16/16)

Started all 16 games at MLB in his first season with the Jaguars ... Led club with 192 tackles (132 solo) and ranked second with nine tackles for loss ... The 192 tackles ranked as second-most in franchise history and marked his fourth straight season with 100-plus tackles ... Tied for the team-lead with two INTs ... Added seven QB pressures, one forced fumble, two passes defended and two sacks ... Played major role on defense that ranked sixth in the NFL (313.0-yard average), the highest ranking for the club since 2006 (2nd) ... Recorded double-digit tackles in 11 of 16 games

- **9/11 vs. TEN:** Did not miss a snap and had four tackles and one pass defended in his Jaguars debut
- **9/18 at NYJ:** Led team with 14 tackles
- **10/2 vs. N.O.:** Posted a team-high 16 tackles (13 solo) along with one sack, one tackle for loss and one pass defended
- **10/9 vs. CIN:** Tallied a team-high 15 tackles while not missing a snap
- **10/16 at PIT:** Returned to home state and registered a career-high 19 tackles and one tackle for loss
- **10/30 at HOU:** Paced team with 15 tackles (eight solo), one tackle for loss and one QB pressure
- **11/13 at IND:** Intercepted QB **Curtis Painter** in the fourth quarter and split a sack with DL **John Chick** of Painter in the second quarter ... Totaled 11 tackles (eight solo) and one tackle for loss
- **11/20 at CLE:** Split a sack with DL **Matt Roth** in the third quarter and led team with 13 tackles (six solo)
- **11/27 vs. HOU:** Forced a fumble by RB **Arian Foster** in the first quarter that was scooped up by CB **Ashton Youboty** and returned 38 yards for a TD
- **12/11 vs. T.B.:** Intercepted QB **Josh Freeman** in the third quarter and paced team with 12 tackles
- **1/1 vs. IND:** Compiled six tackles before leaving game with a shoulder injury

2010 (w/ BUF - 14/14)

Started 13 games at MLB ... Led team with career-high 140 tackles (95 solo) along

PLAYER BIOS

with a career-high two sacks, five QB pressures and three passes defended ... Had eight double-digit tackle games

- **9/12 vs. MIA:** Opened season with eight tackles, one tackle for loss and second career sack
- **10/10 vs. JAX:** Led team with 13 tackles
- **10/31 at K.C.:** Registered a career-high 18 tackles along with one QB hit and one pass defended
- **12/5 at MIN:** Paced team with 15 tackles including two tackles for loss and a sack

2009 (w/ BUF - 12/12)

Started 12 games at MLB ... Voted team captain ... Totaled 115 tackles (92 solo), one sack, three INTs, four passes defended and three forced fumbles ... Tied for second among NFL LBs with three INTs and was first Bills LB with three INTs in a season since 2006

- **10/18 at NYJ:** Returned from injury and recorded nine tackles, one tackle for loss, one QB hit and an INT ... Intercepted QB **Mark Sanchez** in overtime which led to the game-winning FG
- **11/1 vs. HOU:** Forced a fumble and accumulated nine tackles
- **12/3 vs. NYJ:** Recorded first career sack which included a forced fumble
- **12/20 vs. N.E.:** Tied for a team-high with nine tackles on and had an INT in the first quarter ... Became first Bills LB to post INTs in consecutive games since LB **Bryce Paup** in 1995

2008 (w/ BUF - 16/16)

Started all 16 games ... Led team with 129 tackles (90 solo) ... Added four QB pressures, one INT, seven passes defended, one forced fumble and one fumble recovery

- **9/7 vs. SEA:** Opened season with seven tackles
- **9/14 vs. OAK:** Recovered first career fumble
- **9/28 at STL:** Led the team in tackles with 12
- **10/26 at MIA:** Recorded first career forced fumble
- **12/14 at NYJ:** Registered first career INT

2007 (w/ BUF - 3/3)

Started three games as a rookie before suffering a season-ending forearm injury in week three ... Became first Bills rookie MLB to start the season-opener since Shane Conlan in 1987

- **9/9 vs. DEN:** Started first career game and tied for team lead with 11 tackles
- **9/16 at PIT:** Led team in tackles with 12
- **9/23 at N.E.:** Totaled three tackles before leaving game with an arm injury

COLLEGE (at Penn State, 2003-06)

- Finished career with a school-record 372 tackles
- Started 37 of 44 games
- First player ever to record 100-plus tackles three times in a college career
- Two-time winner of the Bednarik Award for best defensive player in the nation, joining Pat Fitzgerald of Northwestern as the only players to win the award twice
- Won Dick Butkus Award for nation's top LB as a junior
- Selected as first-team All-America by the Associated Press, Walter Camp, and the NFL Draft Report
- Graduated in three and a half years with a degree in finance

PERSONAL

- Married (Elizabeth Johnson) with one daughter, London Noelle
- Attended Hopewell High (Pa.) where he lettered in football, basketball and baseball
- Led team to WPIAL and Pennsylvania Class AAA championships as a senior
- Served as team captain
- Totaled 88 tackles and six sacks at LB and set school records with 1,575 rushing yards and 15 TDs as RB
- Named Pittsburgh Post-Gazette, Pittsburgh Tribune-Review and Pittsburgh Athletic Association Player of the Year as senior
- Graduated 17th in his class of 220 with a 3.8 GPA
- Went on a 10-day trip to Iraq to visit military troops in January 2008
- Brother, Stan, played baseball at West Virginia
- Younger brother, David, played football at Notre Dame
- Interned at UBS Financial Services in Pittsburgh during 2010 offseason
- Full name: Paul Michael Posluszny, pronounced puz-LUZ-nee.



REGULAR SEASON CAREER STATISTICS

YEAR	TEAM	GP/GS	TKL	SOLO	ASST	ST	SACKS	FF	FR	PD
2007	BUF	3/3	26	20	6	1	0.0	0	0	0
2008	BUF	16/16	129	90	39	0	0.0	1	1	7
2009	BUF	12/12	110	87	23	0	1.0	3	0	4
2010	BUF	14/14	151	103	48	0	2.0	0	0	3
2011	JAX	16/16	192*	132*	*60	0	2.0	1	0	2
2012	JAX	16/16	231*	152*	79	0	2.0	2	0	4
2013	JAX	15/15	161*	121*	40	0	3.0	1	1	9
2014	JAX	7/7	69	47	22	0	2.0	0	1	1
2015	JAX	14/14	133*	103*	30	0	1.0	0	0	6
2016	JAX	5/5	46	35	11	0	1.5	0	0	1
NFL totals:		10 yrs. 118/118	1,248	890	358	1	14.5	8	3	37

* team leader

INTERCEPTIONS

YEAR	TEAM	NO	YDS	AVG	LG	TD
2007	BUF	0	0	0.0	0	0
2008	BUF	1	9	9.0	9	0
2009	BUF	3	20	6.7	17	0
2010	BUF	0	0	0.0	0	0
2011	JAX	2	2	1.0	2	0
2012	JAX	3	20	6.7	13	0
2013	JAX	2	69	34.5	59t	1
2014	JAX	0	0	0.0	0	0
2015	JAX	3	25	8.3	19	0
2016	JAX	1	0	0.0	0	0
NFL totals:		15	145	11.6	59t	1



CAREER HIGHS

	GAME	SEASON
Tackles:	21 (12/16/12 vs. MIA)	231 (2012)
Sacks:	2.0 (12/30/12 at TEN)	3.0 (2013)
Forced fumbles:	1 (eight times, last: 11/10/13 at TEN)	3 (2009)
Fumble recoveries:	1 (three times, last: 10/19/14 vs. CLE)	1 (2008, 2013-14)
Passes defended:	3 (10/6/13 at STL)	9 (2013)
Interceptions:	1 (15 times, last: 9/25/16 vs. BAL)	3 (2009, 12, 15)



2016 GAME-BY-GAME STATISTICS


DATE	OPP	TKL	SOLO	ASST	TFL	SACKS	ST	FF	FR	INT	PD
09/11	vs. Green Bay	5	4	1	0	0.0	0	0	0	0	0
09/18	at San Diego	11	6	5	0	0.0	0	0	0	0	0
09/25	vs. Baltimore	12	10	2	0	0.0	0	0	0	1	1
10/02	vs. Indianapolis	7	5	2	1	1.5	0	0	0	0	0
BYE WEEK											
10/16	at Chicago	11	10	1	1	0.0	0	0	0	0	0
10/23	vs. Oakland										
10/27	at Tennessee										
11/06	at Kansas City										
11/13	vs. Houston										
11/20	at Detroit										
11/27	at Buffalo										
12/04	vs. Denver										
12/11	vs. Minnesota										
12/18	at Houston										
12/24	vs. Tennessee										
01/01	at Indianapolis										
2016 totals:		46	35	11	2	1.5	0	0	0	1	1



2015 GAME-BY-GAME STATISTICS


DATE	OPP	TKL	SOLO	ASST	TFL	SACKS	ST	FF	FR	INT	PD
09/13	vs. Carolina	9	8	1	0	0.0	0	0	0	1	2
09/20	vs. Miami	7	7	0	0	0.0	0	0	0	0	0
09/27	at New England	18	14	4	0	0.0	0	0	0	0	0
10/04	at Indianapolis	5	4	1	1	0.0	0	0	0	0	0
10/11	at Tampa Bay					ina					
10/18	vs. Houston	10	9	1	2	0.0	0	0	0	0	0
10/25	vs. Buffalo	7	6	1	1	0.0	0	0	0	1	1
BYE WEEK											
11/08	at N.Y. Jets	7	3	4	1	0.0	0	0	0	0	0
11/15	at Baltimore	10	6	4	0	0.0	0	0	0	0	1
11/19	vs. Tennessee	7	7	0	0	0.0	0	0	0	0	0
11/29	vs. San Diego	11	11	0	3	0.0	0	0	0	0	0
12/06	at Tennessee	13	10	3	2	0.0	0	0	0	0	0
12/13	vs. Indianapolis					ina					
12/20	vs. Atlanta	10	9	1	2	0.0	0	0	0	1	1
12/27	at New Orleans	9	5	4	1	1.0	0	0	0	0	1
01/03	at Houston	10	4	6	0	0.0	0	0	0	0	0
2015 totals:		133	103	30	13	1.0	0	0	0	3	6

PLAYER BIOS




2014 GAME-BY-GAME STATISTICS

DATE	OPP	TKL	SOLO	ASST	TFL	SACKS	ST	FF	FR	INT	PD
09/07	at Philadelphia	12	11	1	0	0.0	0	0	0	0	0
09/14	at Washington	7	4	3	0	0.0	0	0	0	0	0
09/21	vs. Indianapolis	11	7	4	0	0.0	0	0	0	0	0
09/28	at San Diego	11	9	2	0	0.0	0	0	0	0	0
10/05	vs. Pittsburgh	12	9	3	1	1.0	0	0	0	0	1
10/12	at Tennessee	4	2	2	0	0.0	0	0	0	0	0
10/19	vs. Cleveland	12	5	7	1	1.0	0	0	1	0	0
10/26	vs. Miami					IR					
11/02	at Cincinnati					IR					
11/09	vs. Dallas					IR					
	BYE WEEK										
11/23	at Indianapolis					IR					
11/30	vs. N.Y. Giants					IR					
12/07	vs. Houston					IR					
12/14	at Baltimore					IR					
12/18	vs. Tennessee					IR					
12/28	at Houston					IR					
2014 totals:		69	47	22	2	2.0	0	0	1	0	1




2013 GAME-BY-GAME STATISTICS

DATE	OPP	TKL	SOLO	ASST	TFL	SACKS	ST	FF	FR	INT	PD
09/08	vs. Kansas City	10	10	0	0	0.0	0	0	0	0	0
09/15	at Oakland	9	4	5	0	1.0	0	0	0	0	1
09/22	at Seattle	12	5	7	1	0.0	0	0	0	1	1
09/29	vs. Indianapolis	9	8	1	0	0.0	0	0	0	0	1
10/06	at St. Louis	7	6	1	0	0.0	0	0	0	0	3
10/13	at Denver	7	7	0	0	0.0	0	0	0	1	1
10/20	vs. San Diego	14	13	1	0	0.0	0	0	0	0	0
10/27	vs. San Francisco	12	10	2	0	0.0	0	0	0	0	0
	BYE WEEK										
11/10	at Tennessee	8	5	3	0	0.0	0	1	1	0	0
11/17	vs. Arizona					ina					
11/24	at Houston	14	11	3	2	0.0	0	0	0	0	1
12/01	at Cleveland	11	7	4	2	0.5	0	0	0	0	1
12/05	vs. Houston	13	10	3	1	0.0	0	0	0	0	0
12/15	vs. Buffalo	13	9	4	0	1.0	0	0	0	0	0
12/22	vs. Tennessee	13	10	3	0	0.5	0	0	0	0	0
12/29	at Indianapolis	9	6	3	0	0.0	0	0	0	0	0
2013 totals:		161	121	40	6	3.0	0	1	1	2	9




2012 GAME-BY-GAME STATISTICS

DATE	OPP	TKL	SOLO	ASST	TFL	SACKS	ST	FF	FR	INT	PD
09/09	at Minnesota	16	10	5	1	0.0	0	0	0	0	1
09/16	vs. Houston	17	10	7	1	0.0	0	0	0	0	0
09/23	at Indianapolis	11	10	1	0	0.0	0	0	0	1	1
09/30	vs. Cincinnati	15	13	2	0	0.0	0	0	0	0	0
10/07	vs. Chicago	14	8	6	0	0.0	0	0	0	0	0
	BYE WEEK										
10/21	at Oakland	12	8	4	1	0.0	0	0	0	0	1
10/28	at Green Bay	8	2	6	0	0.0	0	0	0	0	0
11/04	vs. Detroit	17	12	5	0	0.0	0	0	0	0	0
11/08	vs. Indianapolis	15	8	7	0	0.0	0	0	0	0	0
11/18	at Houston	18	15	3	0	0.0	0	1	0	1	0
11/25	vs. Tennessee	13	9	4	1	0.0	0	1	0	0	0
12/02	at Buffalo	13	5	8	2	0.0	0	0	0	1	0
12/09	vs. N.Y. Jets	17	10	7	0	0.0	0	0	0	0	0
12/16	at Miami	21	15	6	0	0.0	0	0	0	0	0
12/23	vs. New England	11	8	3	0	0.0	0	0	0	0	0
12/30	at Tennessee	13	9	4	2	2.0	0	0	0	0	1
2012 totals:		231	152	79	8	2.0	0	2	0	3	4




2011 GAME-BY-GAME STATISTICS

DATE	OPP	TKL	SOLO	ASST	TFL	SACKS	ST	FF	FR	INT	PD
09/11	vs. Tennessee	4	3	1	0	0.0	0	0	0	0	1
09/18	at N.Y. Jets	14	11	3	0	0.0	0	0	0	0	0
09/25	at Carolina	12	8	4	1	0.0	0	0	0	0	0
10/02	vs. New Orleans	16	13	3	1	1.0	0	0	0	0	1
10/09	vs. Cincinnati	15	10	5	0	0.0	0	0	0	0	0
10/16	at Pittsburgh	19	16	3	1	0.0	0	0	0	0	0
10/24	vs. Baltimore	5	5	0	1	0.0	0	0	0	0	0
10/30	at Houston	15	8	7	1	0.0	0	0	0	0	0
	BYE WEEK										
11/13	at Indianapolis	11	8	3	1	0.5	0	0	0	1	0
11/20	at Cleveland	13	6	7	1	0.5	0	0	0	0	0
11/27	vs. Houston	14	8	6	2	0.0	0	1	0	0	0
12/05	vs. San Diego	14	11	3	0	0.0	0	0	0	0	0
12/11	vs. Tampa Bay	12	9	3	0	0.0	0	0	0	1	0
12/15	at Atlanta	15	8	7	0	0.0	0	0	0	0	0
12/24	at Tennessee	7	5	2	0	0.0	0	0	0	0	0
01/01	vs. Indianapolis	6	3	3	0	0.0	0	0	0	0	0
2011 totals:		192	132	60	9	2.0	0	1	0	2	2




2010 GAME-BY-GAME STATISTICS

DATE	OPP	TKL	SOLO	ASST	TFL	SACKS	ST	FF	FR	INT	PD
09/12	vs. Miami	8	6	2	1	1.0	0	0	0	0	0
09/19	at Green Bay					ina					
09/26	at New England					ina					
10/03	vs. N.Y. Jets	12	8	4	0	0.0	0	0	0	0	0
10/10	vs. Jacksonville	13	8	5	0	0.0	0	0	0	0	0
	BYE WEEK										
10/24	at Baltimore	5	4	1	0	0.0	0	0	0	0	1
10/31	at Kansas City	17	11	6	0	0.0	0	0	0	0	1
11/07	vs. Chicago	10	6	4	0	0.0	0	0	0	0	0
11/14	vs. Detroit	13	11	2	1	0.0	0	0	0	0	0
11/21	at Cincinnati	10	6	4	1	0.0	0	0	0	0	1
11/28	vs. Pittsburgh	8	6	2	0	0.0	0	0	0	0	0
12/05	at Minnesota	15	11	4	2	1.0	0	0	0	0	0
12/12	vs. Cleveland	9	6	3	0	0.0	0	0	0	0	0
12/19	at Miami	6	5	1	0	0.0	0	0	0	0	0
12/26	vs. New England	13	7	6	0	0.0	0	0	0	0	0
01/02	at N.Y. Jets	12	8	4	1	0.0	0	0	0	0	0
2010 totals:		151	103	48	6	2.0	0	0	0	0	3



2009 GAME-BY-GAME STATISTICS

DATE	OPP	TKL	SOLO	ASST	TFL	SACKS	ST	FF	FR	INT	PD
09/14	at New England	6	6	0	0	0.0	0	0	0	0	0
09/20	vs. Tampa Bay					ina					
09/27	vs. New Orleans					ina					
10/04	at Miami					ina					
10/11	vs. Cleveland					ina					
10/18	at N.Y. Jets	9	6	3	1	0.0	0	0	0	1	1
10/25	at Carolina	11	9	2	0	0.0	0	0	0	0	0
11/01	vs. Houston	9	5	4	0	0.0	0	1	0	0	0
	BYE WEEK										
11/15	at Tennessee	12	10	2	1	0.0	0	0	0	0	0
11/22	at Jacksonville	12	11	1	0	0.0	0	1	0	0	0
11/29	vs. Miami	10	6	4	0	0.0	0	0	0	0	1
12/03	vs. N.Y. Jets	5	5	0	0	1.0	0	1	0	0	0
12/13	at Kansas City	9	8	1	1	0.0	0	0	0	1	1
12/20	vs. New England	9	7	2	1	0.0	0	0	0	1	1
12/27	at Atlanta	7	6	1	0	0.0	0	0	0	0	0
01/03	vs. Indianapolis	11	8	3	0	0.0	0	0	0	0	0
2009 totals:		129	90	39	4	1.0	0	3	0	3	4



2008 GAME-BY-GAME STATISTICS

DATE	OPP	TKL	SOLO	ASST	TFL	SACKS	ST	FF	FR	INT	PD
09/07	vs. Seattle	7	5	2	0	0.0	0	0	0	0	2
09/14	at Jacksonville	9	6	3	0	0.0	0	0	0	0	0
09/21	vs. Oakland	7	7	0	0	0.0	0	0	1	0	1
09/28	at St. Louis	12	9	3	1	0.0	0	0	0	0	1
10/05	at Arizona	11	7	4	0	0.0	0	0	0	0	0
	BYE WEEK										
10/19	vs. San Diego	7	7	0	0	0.0	0	0	0	0	0
10/26	at Miami	8	7	1	1	0.0	0	1	0	0	0
11/02	vs. N.Y. Jets	13	9	4	1	0.0	0	0	0	0	0
11/09	at New England	10	5	5	0	0.0	0	0	0	0	0
11/17	vs. Cleveland	2	1	1	0	0.0	0	0	0	0	0
11/23	at Kansas City	8	5	3	0	0.0	0	0	0	0	0
11/30	vs. San Francisco	4	3	1	0	0.0	0	0	0	0	0
12/07	vs. Miami	8	5	3	0	0.0	0	0	0	0	0
12/14	at N.Y. Jets	7	4	3	0	0.0	0	0	0	1	2
12/21	at Denver	8	4	4	0	0.0	0	0	0	0	1
12/28	vs. New England	8	6	3	0	0.0	0	0	0	0	0
2008 totals:		129	90	39	3	0.0	0	1	1	1	7

PLAYER BIOS



2007 GAME-BY-GAME STATISTICS

DATE	OPP	TKL	SOLO	ASST	TFL	SACKS	ST	FF	FR	INT	PD
09/09	vs. Denver	11	9	2	0	0.0	0	0	0	0	0
09/16	at Pittsburgh	12	8	4	0	0.0	0	0	0	0	0
09/23	at New England	3	3	0	0	0.0	0	0	0	0	0
09/30	vs. N.Y. Jets					IR					
10/08	vs. Dallas					IR					
	BYE WEEK										
10/21	vs. Baltimore					IR					
10/28	at N.Y. Jets					IR					
11/04	vs. Cincinnati					IR					
11/11	at Miami					IR					
11/18	vs. New England					IR					
11/25	at Jacksonville					IR					
12/02	at Washington					IR					
12/09	vs. Miami					IR					
12/16	at Cleveland					IR					
12/23	vs. N.Y. Giants					IR					
12/30	at Philadelphia					IR					
2007 totals:		26	20	6	0	0.0	0	0	0	0	0

PLAYER BIOS

52 HAYES PULLARD III

LINEBACKER

6-0 236 LBS.

SOUTHERN CALIFORNIA

BORN APRIL 18, 1992

LOS ANGELES, CALIFORNIA

ACQ: PRACTICE SQUAD (CLEVELAND) 2015

EXP: 2ND YEAR



TRANSACTIONS

Originally drafted by Cleveland in the seventh round (219th overall) of the 2015 Draft ... Waived on 9/5/15 ... Signed by Cleveland to the practice squad on 9/6/15 ... Signed from practice squad to Jacksonville's active roster on 10/28/15

PRO (Games played/started - 13/2)

• Second-year LB spent the first part of his rookie season on Cleveland's practiced squad before signing with Jacksonville and playing in eight games with two starts

2016 (w/ JAX - 5/0)

- **9/11 vs. G.B.:** Saw action on special teams in team's season opener
- **9/18 at S.D.:** Saw action at LB, making two stops (one solo), and on special teams
- **9/25 vs. BAL:** Saw action on special teams
- **10/2 vs. IND:** Saw action on special teams
- **10/16 at CHI:** Saw action on special teams and posted one special teams tackle

2015 (w/ CLE - ps; w/ JAX - 8/2)

Spent the first seven weeks of the 2015 season on Cleveland's practice squad ... Played eight games with two starts at WLB and totaled 19 tackles (13 solo), including one tackle for loss ... Added five special teams tackles

- **11/15 at BAL:** Made his Jaguars debut on special teams
- **11/29 vs. S.D.:** Saw action on special teams, recording the Jaguars' first blocked punt since 9/8/13 and a special teams tackle
- **12/20 vs. ATL:** Saw action at LB, making two tackles (two solo), and made one special teams tackle
- **12/27 at N.O.:** Recorded his first career start in place of injured LB Telvin Smith ... Tied for the team lead with nine tackles (seven solo), including one tackle for loss
- **1/3 at HOU:** Started at WLB and made eight tackles (four solo)

COLLEGE (at Southern California, 2010-14)

- Started all but one of his 52 career games played at USC
- Totaled 377 career tackles, 17 passes defended, six sacks, three forced fumbles and three interceptions
- Earned All-Pac-12 honors all four years
- Team captain as a junior
- Led the team in total tackles for three seasons, becoming the first player to do so since 1979
- As a senior in 2014, was a semifinalist for the Butkus Award, given to the top linebacker in the nation
- Recipient of USC's Trojan Commitment Award
- Graduated from USC with a degree in policy, planning and development

PERSONAL

- Attended Crenshaw High School in Los Angeles
- Totaled 66 tackles, two sacks, one interception, one pass defended, one forced fumble and one fumble recovery
- Carried 63 times for 507 yards and nine TDs at running back
- Also played basketball and ran track
- Given name is Hayes Joseph Pullard III
- Native of Los Angeles
- Father, Hayes Jr., played for the Los Angeles Lakers
- Uncle, Robert, competed as a pole vaulter in the 1976 Olympics

REGULAR SEASON CAREER STATISTICS

YEAR	TEAM	GP/PS	TKL	SOLO	ASST	TFL	SACKS	ST	FF	FR	INT	PD
2015	JAX	8/2	19	13	6	1	0.0	5	0	0	0	0
2016	JAX	5/0	2	1	1	0	0.0	1	0	0	0	0
Career totals:		13/2	21	14	7	1	0.0	6	0	0	0	0

Additional statistics: One blocked punt (11/29/15 vs. S.D.)

2016 GAME-BY-GAME STATISTICS

DATE	OPP	TKL	SOLO	ASST	TFL	SACKS	ST	FF	FR	INT	PD
09/11	vs. Green Bay	0	0	0	0	0.0	0	0	0	0	0
09/18	at San Diego	2	1	1	0	0.0	0	0	0	0	0
09/25	vs. Baltimore	0	0	0	0	0.0	0	0	0	0	0
10/02	vs. Indianapolis	0	0	0	0	0.0	1	0	0	0	0
BYE WEEK											
10/16	at Chicago	0	0	0	0	0.0	1	0	0	0	0
10/23	vs. Oakland										
10/27	at Tennessee										
11/06	at Kansas City										
11/13	vs. Houston										
11/20	at Detroit										
11/27	at Buffalo										
12/04	vs. Denver										
12/11	vs. Minnesota										
12/18	at Houston										
12/24	vs. Tennessee										
01/01	at Indianapolis										
2016 totals:		2	1	1	0	0.0	2	0	0	0	0

Additional statistics: One special teams tackle on 10/16 at CHI

2015 GAME-BY-GAME STATISTICS

DATE	OPP	TKL	SOLO	ASST	TFL	SACKS	ST	FF	FR	INT	PD
BYE WEEK											
11/08	at N.Y. Jets					ina					
11/15	at Baltimore	0	0	0	0	0.0	0	0	0	0	0
11/19	vs. Tennessee	0	0	0	0	0.0	2	0	0	0	0
11/29	vs. San Diego	0	0	0	0	0.0	1	0	0	0	0
12/06	at Tennessee	0	0	0	0	0.0	0	0	0	0	0
12/13	vs. Indianapolis	0	0	0	0	0.0	1	0	0	0	0
12/20	vs. Atlanta	2	2	0	0	0.0	1	0	0	0	0
12/27	at New Orleans	9	7	2	1	0.0	0	0	0	0	0
01/03	at Houston	8	4	4	0	0.0	0	0	0	0	0
2015 totals:		19	13	6	1	0.0	5	0	0	0	0

Additional statistics: One blocked punt (11/29/15 vs. S.D.)

PLAYER BIOS

20

JALEN RAMSEY



CORNERBACK

6-2 209 LBS.

FLORIDA STATE

BORN OCTOBER 24, 1994

SMYRNA, TENNESSEE

ACQ: 1ST ROUND OF 2016 DRAFT (5TH)

EXP: ROOKIE

TRANSACTIONS

- Originally drafted by Jacksonville in the first round (fifth overall) of the 2016 draft

PRO (Games played/started - 5/5)

Made NFL and Jaguars debut in Week 1 of the 2016 season

2016 (w/ JAX - 5/5)

- 9/11 vs. G.B.:** Started at CB and made three tackles (two solo) in NFL debut
- 9/18 at S.D.:** Started at CB and made six solo tackles and one tackle for loss
- 9/25 vs. BAL:** Started at RCB and made five tackles (four solo)
- 10/2 vs. IND:** Started at RCB and registered four solo tackles
- 10/16 at CHI:** Started at RCB and posted two solo tackles and the game-clinching pass defended on fourth down with 1:03 remaining in the fourth quarter ... Limited Bears WR **Alshon Jeffrey** to one catch for three yards on six targets in the second half

COLLEGE (at Florida State, 2013-15)

- Started all 41 games in three years at Florida State
- Finished career with 180 tackles (119 solo), 15.5 tackles for loss, 5.0 sacks, three forced fumbles, two fumble recoveries, 23 passes defended and three INTs
- Decided to forgo his final year of eligibility in 2016 and declare for the NFL Draft
- Became Florida State's 36th consensus All-American
- All-ACC First Team, AFCA First Team All-America, Walter Camp First Team All-America, ESPN.com First Team All-America as a senior
- Started all 14 games for the Seminoles' third-ranked defense (281.4) and the nation's top pass defense (156.6) as a CB and FS in 2013

PERSONAL

- Attended Brentwood Academy (Tenn.), where he was rated a five-star prospect by both Rivals.com and Scout.com and a four-star according to ESPN and 247Sports
- U.S. Army All-America selection
- Twitter handle is @jalenramsey

REGULAR SEASON CAREER STATISTICS

YEAR	TEAM	GP/PS	TKL	SOLO	ASST	TFL	SACKS	ST	FF	FR	INT	PD
2016	JAX	5/5	20	18	2	1	0.0	0	0	0	0	1
Career totals:		5/5	20	18	2	1	0.0	0	0	0	0	1

2015 GAME-BY-GAME STATISTICS


DATE	OPP	TKL	SOLO	ASST	TFL	SACKS	ST	FF	FR	INT	PD
09/11	vs. Green Bay	3	2	1	0	0.0	0	0	0	0	0
09/18	at San Diego	6	6	0	1	0.0	0	0	0	0	0
09/25	vs. Baltimore	5	4	1	0	0.0	0	0	0	0	0
10/02	vs. Indianapolis	4	4	0	0	0.0	0	0	0	0	0
BYE WEEK											
10/16	at Chicago	2	2	0	0	0.0	0	0	0	0	1
10/23	vs. Oakland										
10/27	at Tennessee										
11/06	at Kansas City										
11/13	vs. Houston										
11/20	at Detroit										
11/27	at Buffalo										
12/04	vs. Denver										
12/11	vs. Minnesota										
12/18	at Houston										
12/24	vs. Tennessee										
01/01	at Indianapolis										
2016 totals:		20	18	2	1	0.0	0	0	0	0	1

PLAYER BIOS

64

CHRIS REED

OFFENSIVE LINEMAN
6-5 300 LBS.
MINNESOTA STATE-MANKATO
BORN JULY 22, 1992
OMAHA, NEBRASKA
ACQ: FREE AGENT 2015
EXP: 1ST YEAR



TRANSACTIONS

Originally signed by Jacksonville as a rookie free agent on 5/8/15 ... Signed to practice squad on 9/6/15

PRO (Games played/started - 2/1)

Spent his rookie season on the practice squad

2016 (w/ JAX - 2/1)

- **9/11 vs. G.B.:** Inactive for the team's season opener
- **9/18 at S.D.:** Inactive
- **9/25 vs. BAL:** Earned his first career start at LG
- **10/2 vs. IND:** Inactive
- **10/16 at CHI:** Played two snaps at G and saw action on special teams

2015 (w/ JAX - ps)

Spent season on the team's practice squad

COLLEGE (at Minnesota State, 2010-14)

- Four-year letterman appeared in 48 games in his career
- Started in all 15 games as a senior in 2014
- Helped school rush for 3,625 yards and pass for 3,079 yards, compiling 82 total TDs
- Selected as D2Football.com first-team All-America, first-team NSIC South Division All-Conference and second-team Don Hansen All-Super Region Three
- Also participated on the school's indoor and outdoor track teams and qualified for the 2011 NCAA Division II National Championships in shot put
- Eleven-time NCAA Division II Track & Field All-American
- Two-time NCAA Division II champion in outdoor shot put (2013 and 2014)
- Holds Minnesota State record in indoor shot put (65'010.5") & outdoor shot put (65'-7")
- Holds Minnesota State record in indoor weight throw (67'-7.5") and outdoor hammer throw (215'-11")

PERSONAL

- Three-year starter at Omaha Central (Neb.) High School
- Also attended Spirit Lake (Iowa) High School for one year
- Honorable mention All-State selection
- Stand-out athlete in track and field and won the State Title twice for Nebraska
- Named the state's Field Athlete of the Year in 2009
- Son of Chuck Reed and Anne McCormick
- Majored in psychology with a minor in coaching

PLAYER BIOS

15 ALLEN ROBINSON



WIDE RECEIVER

6-3 215 LBS.

PENN STATE

BORN AUGUST 24, 1993

SOUTHFIELD, MICHIGAN

ACQ: 2ND ROUND OF 2014 DRAFT (61ST)

EXP: 3RD YEAR



TRANSACTIONS

Originally drafted by Jacksonville in the second round (61st overall) of the 2014 draft

PRO (Games played/started - 31/29)

- Third-year WR has played in 31 games with 29 starts
- His 14.7 career yards per reception avg. ranks second in franchise history
- Has caught 17 TDs since 2015, the most in the NFL during that span
- Has registered multiple TD receptions in four games, tied for the second-most in franchise history (**Jimmy Smith**, seven)

2016 (w/ JAX - 5/5)

- **9/11 vs. G.B.:** Made six catches for 72 yards in team's season opener
- **9/18 at S.D.:** Had three catches for 54 yards (18.0 avg.)
- **9/25 vs. BAL:** Posted seven receptions for 57 yards (8.1 rec. avg.) and two TDs
- **10/2 vs. IND:** Recorded five receptions for 55 yards (11.0 rec. avg.) and one TD
- **10/16 at CHI:** Had three catches for 49 yards (16.3) avg.

2015 (w/ JAX - 16/16)

- Participated in 2016 Pro Bowl on January 31, 2016
- Named Jaguars 2015 Ed Block Courage Award winner, voted on by teammates for serving as role model of inspiration, sportsmanship and courage, after rebounding from season-ending injury in 2014
- Led the team with 80 receptions, 1,400 receiving yards and 14 receiving TDs
- Set the Jaguars' single season receiving TD record (14) and became their first 1,000-yard receiver since 2005 (WR **Jimmy Smith**)
- Joined TE **Marcedes Lewis** (10 in 2010) and WR **Reggie Williams** (10 in 2007) as the only players in franchise history to produce 10-plus receiving TDs in a single season
- Became the third Jaguars player to post 1,000 receiving yards in a single season (**Jimmy Smith**, nine times; **Kennan Cardell**, four times)
- Joins N.E.'s **Rob Gronkowski** (1,327-17) in 2011 and MIN's **Randy Moss** (1,313-17) in 1998 as the only three players age 22 or younger to have registered at least 1,200 receiving yards and 14 TDs in a single season
- Led the league with 31 receptions of 20-plus yards
- Joins teammate **Allen Hurns** as the first Jaguars duo to each record 1,000-plus receiving yards in the same season since **Keenan Cardell** (1,110) and **Jimmy Smith** (1,373) in 2011
- Joins **Demaryius Thomas** (2013), **Calvin Johnson** (2007), **Randy Moss** (2000, 2003, 2007), **Muhsin Muhammad** (2004), **Marvin Harrison** (2000-01), **Terrell Owens** (2001), **Antonio Freeman** (1998), **Herman Moore** (1995) and **Jerry Rice** (1986, 1989, 1993, 1995) as the only players in NFL history to have posted at least 80 receptions, 1,400 receiving yards and 14 receiving TDs in a single season
- **9/20 vs. MIA:** Had a team-high six receptions for a career-high 155 yards (25.7 avg.) and two TDs, the most receiving yards by a Jaguars player since WR **Justin Blackmon** had 190 yards on 10/13/13 at Denver ... Became the Jaguars' third player to ever total 150-plus receiving yards and multiple receiving TDs in a single game, joining **Jimmy Smith** (9/10/00) and **Keenan Cardell** (12/7/97)
- **10/11 at T.B.:** Caught seven passes for 72 yards (10.3 rec. avg.) and two TDs
- **10/18 vs. HOU:** Had six receptions for 86 yards (14.3 rec. avg.) and one TD
- **10/25 vs. BUF:** Had six receptions for 98 yards (16.3 rec. avg.) and one TD
- **11/8 at NYJ:** Had six receptions for 121 yards (20.2 rec. avg.)
- **11/15 at BAL:** Had five receptions for 51 yards (10.2 rec. avg.) and one TD
- **11/19 vs. TEN:** Had five receptions for 113 yards (22.6 rec. avg.)
- **11/29 vs. S.D.:** Had five receptions for 56 yards (11.2 rec. avg.) and one TD
- **12/6 at TEN:** Registered single-game career highs in receptions (10) and receiving TDs (three) and totaling the second-most single-game receiving yards (153) of his NFL career ... Became the second player in franchise history to record three receiving TDs in a single game (also **Jimmy Smith** on 10/10/00 at Baltimore)
- **12/13 vs. IND:** Had one reception, a four-yard TD in the third quarter
- **12/20 vs. ATL:** Recorded three receptions for 57 yards (19.0 rec. avg.) for one TD
- **12/27 at N.O.:** Caught six passes for 151 yards (25.1 rec. avg.) and one TD, a 90-yard score from QB **Blake Bortles** ... The 90-yard reception was the longest play from scrimmage in Jaguars history and the longest pass play in the NFL this season
- **1/3 at HOU:** Caught five receptions for 108 yards

2014 (w/ JAX - 10/8)

- Played in 10 games with eight starts, missing the final six games with a foot injury
- Finished with 48 receptions for 548 yards and two TDs, tied for the fourth-most receptions by a Jaguars rookie
- Was ranked tied for first among rookies in receptions at time of his injury and fourth in receiving yards

- **9/7 at PHI:** Made NFL debut and had one reception
- **9/14 at WAS:** Led the team with 75 yards on four receptions including a 54-yard grab in the fourth quarter
- **9/21 at IND:** Made first career start and led the team with seven receptions for 79 yards (11.3 avg.) including a 21-yard reception
- **10/5 vs. PIT:** Started at WR and produced a team-high five catches for 51 yards (10.2 avg.) with a long of 17
- **10/12 at TEN:** Had 68 yards on eight receptions, his fourth straight game with at least five catches
- **10/19 vs. CLE:** Started at WR and led the team with 60 yards on four receptions including a 31-yard touchdown catch in the second quarter for his first career score ... Snapped a streak of four straight games with five or more receptions
- **10/26 vs. MIA:** Started at WR and scored a touchdown in his second consecutive game, hooking up with QB **Blake Bortles** for a 48-yard score in the fourth quarter ... Led team with five catches for career-high 82 yards
- **11/9 vs. DAL:** Started at WR and was targeted a team-high 10 times, finishing with five catches for 60 yards (12.0 avg.) with a long of 31 yards
- **11/17:** Was placed on injured reserve with a foot injury ... Had surgery on Nov. 22

COLLEGE (at Penn State, 2011-13)

- Played in 35 games with 24 starts at Penn State
- Finished career with 177 receptions for 2,474 yards (14.0 avg.) with 17 TDs
- Ranked second in school history for career receptions, topped by only Deon Butler (179, 2005-08), third in receiving yards and fourth in TDs
- Two-time Big Ten Conference Receiver of the Year and earned first-team All-Big Ten honors in back-to-back seasons
- Was just the third WR in school history to earn first-team All-American honors
- Led Big Ten in receptions and receiving yards in each of his last two seasons

PERSONAL

- Attended Orchard Lake St. Mary's Preparatory School (Mich.)
- Led team to Michigan Division III state championship game as a senior
- Had 44 receptions for 720 yards and 10 TDs as a senior
- Returned two punts for TDs and intercepted two passes
- Captain of the basketball team
- Son of Tracie and Allen Robinson
- Full name: Allen Bernard Robinson II
- Twitter handle: @Thee_AR15

REGULAR SEASON CAREER STATISTICS

YEAR	TEAM	GP/GS	RECS	YDS	AVG.	LG	TD
2014	JAX	10/8	48	548	11.4	54	2
2015	JAX	16/16	80	1,400	17.5	90t	14*
2016	JAX	5/5	24	287	12.0	35	3
NFL totals: 3 yrs.		31/29	152	2,235	14.7	90t	19

* single-season franchise record and tied for NFL lead

CAREER HIGHS

	GAME	SEASON
Receptions:	10 (12/6/15 at TEN)	80 (2015)
Receiving yards:	155 (9/20/15 vs. MIA)	1,400 (2015)
Long:	90t (12/27/15 at N.O.)	90t (2015)
Receiving touchdowns:	3 (12/6/15 at TEN)	14 (2015)

2016 GAME-BY-GAME STATISTICS

DATE	OPP	RECS	YDS	AVG.	LG	TD
09/11	vs. Green Bay	6	72	12.0	22	0
09/18	at San Diego	3	54	18.0	35	0
09/25	vs. Baltimore	7	57	8.1	14	2
10/02	vs. Indianapolis	5	55	11.0	17	1
	BYE WEEK					
10/16	at Chicago	3	49	16.3	18	0
10/23	vs. Oakland					
10/27	at Tennessee					
11/06	at Kansas City					
11/13	vs. Houston					
11/20	at Detroit					
11/27	at Buffalo					
12/04	vs. Denver					
12/11	vs. Minnesota					
12/18	at Houston					
12/24	vs. Tennessee					
01/01	at Indianapolis					
2016 totals:		24	287	12.0	35	3

PLAYER BIOS



2015 GAME-BY-GAME STATISTICS

DATE	OPP	RECs	YDS	AVG.	LG	TD
09/13	vs. Carolina	1	27	27.0	27	0
09/20	vs. Miami	6	155	25.8	52	2
09/27	at New England	4	68	17.0	37	0
10/04	at Indianapolis	4	80	20.0	48	0
10/11	at Tampa Bay	7	72	10.3	21	2
10/18	vs. Houston	6	86	14.3	25	1
10/25	vs. Buffalo	6	98	16.3	23	1
	BYE WEEK					
11/08	at N.Y. Jets	6	121	20.2	44	0
11/15	at Baltimore	5	51	10.2	16	1
11/19	vs. Tennessee	5	113	22.6	38	0
11/29	vs. San Diego	5	56	11.2	25	1
12/06	at Tennessee	10	153	15.3	44	3
12/13	vs. Indianapolis	1	4	4.0	4t	1
12/20	vs. Atlanta	3	57	19.0	25	1
12/27	at New Orleans	6	151	25.2	90t	1
01/03	at Houston	5	108	21.6	36	0
2015 totals:		80	1,400	17.5	90t	14*

* single-season franchise record and tied for NFL lead



2014 GAME-BY-GAME STATISTICS

DATE	OPP	RECs	YDS	AVG.	LG	TD
09/07	at Philadelphia	1	0	0.0	0	0
09/14	at Washington	4	75	18.8	54	0
09/21	vs. Indianapolis	7	79	11.3	21	0
09/28	at San Diego	5	38	7.6	14	0
10/05	vs. Pittsburgh	5	51	10.2	17	0
10/12	at Tennessee	8	68	8.5	15	0
10/19	vs. Cleveland	4	60	15.0	31t	1
10/26	vs. Miami	5	82	16.4	48t	1
11/02	at Cincinnati	4	35	8.8	13	0
11/09	vs. Dallas	5	60	12.0	31	0
	BYE WEEK					
11/23	at Indianapolis			IR		
11/30	vs. N.Y. Giants			IR		
12/07	vs. Houston			IR		
12/14	at Baltimore			IR		
12/18	vs. Tennessee			IR		
12/28	at Houston			IR		
2014 totals:		48	548	11.4	54	2

PLAYER BIOS

16 DENARD ROBINSON

RUNNING BACK
6-0 215 LBS.
MICHIGAN
BORN SEPTEMBER 22, 1990
DEERFIELD BEACH, FLORIDA
ACQ: 5TH ROUND OF 2013 DRAFT (135TH)
EXP: 4TH YEAR



TRANSACTIONS

Originally drafted by Jacksonville in the fifth round (135th overall) of the 2013 draft

PRO (Games played/started - 47/12)

- Fourth-year RB has played 47 games to begin his career with 12 starts, seeing action at QB, WR, RB and on special teams
- Has 226 career rushes for 928 yards (4.1 rush avg.), 45 receptions for 295 yards (6.6 rec. avg.) and six kickoff returns for 142 yards (23.67 return avg.)
- Added five special teams tackles
- Has two 100-yard rushing games in his 43-game pro career
- Made transition from collegiate quarterback to WR/RB/QB in the NFL

2016 (w/ JAX - 5/0)

- **9/11 vs. G.B.:** Rushed three times for seven yards in team's season opener
- **9/18 at S.D.:** Recorded one rush for seven yards and one reception for seven yards
- **9/25 vs. BAL:** Recovered the **Devin Hester** muffed punt with 9:01 left in the 4th quarter, which set up **K Jason Myers'** 49-yard field goal four plays later
- **10/2 vs. IND:** Saw action on special teams
- **10/16 at CHI:** Saw action on special teams

2015 (w/ JAX - 13/3)

Played 13 games with three starts at RB and totaled 67 rushes for 266 yards (4.0 rush avg.) and 21 receptions for 164 yards (7.8 rec. avg.)

- **9/13 vs. CAR:** Rushed five times for 19 yards (3.8 avg.) and recorded two receptions for 26 yards (13.0 avg.)
- **10/18 vs. HOU:** Rushed seven times for 19 yards (2.7 rush avg.) and had three receptions for 19 yards (6.3 rec. avg.)
- **11/29 vs. S.D.:** Had three rushes for 23 yards (7.7 rush avg.) and one reception for nine yards (9.0 avg.)
- **12/6 at TEN:** Rushed three times for 21 yards (7.0 rush avg.), had one reception for two yards (2.0 rec. avg.) and two kickoff returns for 54 yards (27.0 avg.)
- **12/13 vs. IND:** Recorded a season-high 14 carries for 75 yards (5.4 rush avg.) and one TD ... Added one reception for 12 yards
- **12/20 vs. ATL:** Earned his first start of the season, rushing 14 times for 28 yards (2.0 rush avg.) and hauled in eight receptions for 46 yards (5.8 rec. avg.)
- **12/27 at N.O.:** Had six rushes for 20 yards (3.3 rush avg.) and five receptions for 51 yards (10.2 rec. avg.)

2014 (w/ JAX - 13/9)

Played in 13 games with nine starts ... Missed the final three games with a foot injury ... Posted team-high 582 yards and four TDs on 135 carries and added 23 receptions for 124 yards ... Added one special teams tackle ... Had first two career 100-yard rushing games

- **9/7 at PHI:** Saw action at RB in season-opener and on special teams, finishing with eight yards on three rushes and a three-yard reception
- **9/28 at S.D.:** Totaled nine rushes for 25 yards and added three receptions for seven yards
- **10/12 at TEN:** Made first career start at RB and had five rushes for 22 yards (4.4 avg.) and three receptions for 14 yards (4.7 avg.) including a career-long 12 yard catch
- **10/19 vs. CLE:** Started at RB and produced career-best totals with 22 rushes for 127 yards (5.8 avg.) and one TD ... Scored his first career TD on an eight-yard run in the fourth quarter
- **10/26 vs. MIA:** Recorded second consecutive 100-yard rushing game, rushing for 108 yards on 18 carries (6.0 avg.) including a career-long 41-yard run in the first quarter ... Had a 10-yard reception and one special teams tackle ... Became first Jaguars player since RB **Maurice Jones-Drew** in 2011 to record back-to-back 100-yard rushing games
- **11/2 at CIN:** Had third straight game with 90-plus rushing yards, finishing with 94 yards on 17 carries with a TD and added two receptions or 10 yards
- **11/9 vs. DAL:** Scored a career-high two rushing TDs and finished with 60 yards on 15 carries ... Added two receptions for 10 yards ... Scored the club's first TD on a 32-yard run in the first quarter
- **12/16:** Was placed on injured reserve

2013 (w/ JAX - 16/0)

One of only two rookies (Demetrius McCray) to play in all 16 games ... Had 20 rushes for 66 yards with a long of 24 yards ... Added four kickoff returns for 88 yards (22.0 avg.) and one special teams tackle

- **9/8 vs. K.C.:** Made NFL debut, seeing action at RB and QB. Had two carries for one yard

- **9/22 at SEA:** Saw action on offense and special teams ... Fumbled on exchange with WR **Ace Sanders** in Wildcat formation in the third quarter and it was recovered by Seattle ... Saw action as kick returner and returned two kicks for 54 yards with a long of 27
- **12/15 vs. BUF:** Produced a season-high 28 yards on two carries ... Had a 24-yard run in the third quarter but fumbled at the one-yard line and the play resulted in a touchback

COLLEGE (at Michigan, 2009-12)

- Four-year letterman and appeared in 49 games, making 37 starts – 35 at QB and two at RB
- Holds the NCAA record for career rushing yards by a QB (4,495)
- Became the first player in NCAA history to pass for 2,500 yards and rush for 1,500 yards in a single season
- Set the NCAA-record for single-season rushing yards by a QB (1,702)
- Fourth player in NCAA history to gain 2,000 yards passing and 1,000 yards rushing in a season twice in his career (2010, 2011) – Brad Smith (Missouri), Joe Webb (UAB) and Colin Kaepernick (Nevada)
- Eighth player in NCAA history to rush for 40 TDs and pass for 40 TDs
- Named All-Big Ten honorable mention as a senior, completing 89 of 166 passes for 1,319 yards, nine TDs and eight INTs
- Named U-M's Bo Schembechler Team MVP as a junior
- Majored in general studies.

PERSONAL

- Attended Deerfield Beach (Fla.) High School
- Completed 262 of 576 attempts for 4,784 yards and 44 TDs as a three-year starting QB and rushed 217 times for 1,132 yards and 13 TDs
- As a senior, completed 100 of 231 passes for 1,872 yards and 18 TDs and rushed 93 times for 538 yards and eight TDs
- Contributed 19 total TDs during his junior season
- Named Prep Star All-America and named to the publication's Top 250
- Member of the 2008 FHSAA track state champion on the 4x100-meter relay team
- Nicknamed "Shoelace"
- Twitter handle is @DenardX

REGULAR SEASON CAREER STATISTICS

RUSHING

YEAR	TEAM	GP/GS	NO	YDS	AVG	LG	TD
2013	JAX	16/0	20	66	3.3	24	0
2014	JAX	13/9	135	582	4.3	41	4
2015	JAX	13/3	67	266	4.0	31	1
2016	JAX	5/0	4	14	3.5	7	0
NFL totals: 4 yrs.		47/12	226	928	4.1	41	0

RECEIVING

YEAR	TEAM	GP/GS	RECS	YDS	AVG	LG	TD
2013	JAX	16/0	0	0	0	0	0
2014	JAX	13/9	23	124	5.4	19	0
2015	JAX	13/3	21	165	7.8	16	0
2016	JAX	5/0	1	7	7.0	7	0
NFL totals: 4 yrs.		47/12	45	295	6.6	19	0

Additional statistics: Kickoff returns: 2-54, LG 31 in 2015; 4-88, LG 27 in 2013

Passing: 0 for 1 in 2013, 0 for 1 in 2014

Special teams tackles: 1 in 2013; 4 in 2015

CAREER HIGHS

	GAME	SEASON
Rushes:	22 (10/19/14 vs. CLE)	135 (2014)
Rushing yards:	127 (10/19/14 vs. CLE)	582 (2014)
Longest rush:	41 (10/26/14 vs. MIA)	41 (2014)
Rushing touchdowns:	2 (11/9/14 vs. DAL)	4 (2014)
Receptions:	8 (12/20/15 vs. ATL)	23 (2014)
Receiving yards:	51 (12/27/15 at N.O.)	165 (2015)
Longest reception:	19 (11/23/14 at IND)	19 (2014)

PLAYER BIOS

2016 GAME-BY-GAME STATISTICS

DATE	OPP	RUSHING					RECEIVING				
		NO	YDS	AVG	LG	TD	NO	YDS	AVG	LG	TD
09/11	vs. Green Bay	3	7	2.3	3	0	0	0	0.0	0	0
09/18	at San Diego	1	7	7.0	7	0	1	7	7.0	7	0
09/25	vs. Baltimore	0	0	0.0	0	0	0	0	0.0	0	0
10/02	vs. Indianapolis	0	0	0.0	0	0	0	0	0.0	0	0
	BYE WEEK										
10/16	at Chicago	0	0	0.0	0	0	0	0	0.0	0	0
10/23	vs. Oakland										
10/27	at Tennessee										
11/06	at Kansas City										
11/13	vs. Houston										
11/20	at Detroit										
11/27	at Buffalo										
12/04	vs. Denver										
12/11	vs. Minnesota										
12/18	at Houston										
12/24	vs. Tennessee										
01/01	at Indianapolis										
2016 totals:		4	14	3.5	7	0	1	7	7.0	7	0

2015 GAME-BY-GAME STATISTICS

DATE	OPP	RUSHING					RECEIVING				
		NO	YDS	AVG	LG	TD	NO	YDS	AVG	LG	TD
09/13	vs. Carolina	5	19	3.8	6	0	2	26	13.0	15	0
09/20	vs. Miami	1	9	9.0	9	0	0	0	0.0	0	0
09/27	at New England										
10/04	at Indianapolis										
10/11	at Tampa Bay										
10/18	vs. Houston	7	19	2.7	4	0	3	19	6.3	9	0
10/25	vs. Buffalo	0	0	0.0	0	0	0	0	0.0	0	0
	BYE WEEK										
11/08	at N.Y. Jets	1	2	2.0	2	0	0	0	0.0	0	0
11/15	at Baltimore	1	1	1.0	1	0	0	0	0.0	0	0
11/19	vs. Tennessee	7	27	3.9	10	0	0	0	0.0	0	0
11/29	vs. San Diego	3	23	7.7	19	0	1	9	9.0	9	0
12/06	at Tennessee	3	21	7.0	13	0	1	2	2.0	2	0
12/13	vs. Indianapolis	14	75	5.4	31	1	1	12	12.0	12	0
12/20	vs. Atlanta	14	28	2.0	9	0	8	46	5.8	13	0
12/27	at New Orleans	6	20	3.3	7	0	5	51	10.2	16	0
01/03	at Houston	5	9	1.8	9	0	0	0	0.0	0	0
2015 totals:		67	266	4.0	31	1	21	164	7.8	16	0

2014 GAME-BY-GAME STATISTICS

DATE	OPP	RUSHING					RECEIVING				
		NO	YDS	AVG	LG	TD	NO	YDS	AVG	LG	TD
09/07	at Philadelphia	3	8	2.7	6	0	1	3	3.0	3	0
09/14	at Washington	0	0	0.0	0	0	2	14	7.0	8	0
09/21	vs. Indianapolis	8	33	4.1	10	0	0	0	0.0	0	0
09/28	at San Diego	9	25	2.8	10	0	3	7	2.3	0	0
10/05	vs. Pittsburgh	3	6	2.0	6	0	2	-1	-0.5	1	0
10/12	at Tennessee	5	22	4.4	6	0	3	14	4.7	12	0
10/19	vs. Cleveland	22	127	5.8	20	1	0	0	0.0	0	0
10/26	vs. Miami	18	108	6.0	41	0	1	10	10.0	10	0
11/02	at Cincinnati	17	94	5.5	39	1	2	10	5.0	12	0
11/09	vs. Dallas	15	60	4.0	32	2	2	10	5.0	9	0
	BYE WEEK										
11/23	at Indianapolis	14	25	1.8	9	0	4	47	11.8	19	0
11/30	vs. N.Y. Giants	11	44	4.0	17	0	3	10	3.3	7	0
12/07	vs. Houston	10	30	3.0	16	0	0	0	0.0	0	0
12/14	at Baltimore										
12/18	vs. Tennessee										
12/28	at Houston										
2014 totals:		135	582	4.3	41	4	23	124	5.4	19	0

2013 GAME-BY-GAME STATISTICS

DATE	OPP	RUSHING					RECEIVING				
		NO	YDS	AVG	LG	TD	NO	YDS	AVG	LG	TD
09/08	vs. Kansas City	2	1	0.5	1	0	0	0	0.0	0	0
09/15	at Oakland	1	0	0.0	0	0	0	0	0.0	0	0
09/22	at Seattle	2	-2	-2.0	-2	0	0	0	0.0	0	0
09/29	vs. Indianapolis	0	0	0.0	0	0	0	0	0.0	0	0
10/06	at St. Louis	0	0	0.0	0	0	0	0	0.0	0	0
10/13	at Denver	1	2	2.0	2	0	0	0	0.0	0	0
10/20	vs. San Diego	1	9	9.0	9	0	0	0	0.0	0	0
10/27	vs. San Francisco	4	15	3.8	7	0	0	0	0.0	0	0
	BYE WEEK										
11/10	at Tennessee	4	3	0.8	2	0	0	0	0.0	0	0
11/17	vs. Arizona	0	0	0.0	0	0	0	0	0.0	0	0
11/24	at Houston	0	0	0.0	0	0	0	0	0.0	0	0
12/01	at Cleveland	0	0	0.0	0	0	0	0	0.0	0	0
12/05	vs. Houston	2	-1	-0.5	2	0	0	0	0.0	0	0
12/15	vs. Buffalo	2	28	14.0	24	0	0	0	0.0	0	0
12/22	vs. Tennessee	1	11	11.0	11	0	0	0	0.0	0	0
12/29	at Indianapolis	0	0	0.0	0	0	0	0	0.0	0	0
2013 totals:		20	66	3.3	24	0	0	0	0.0	0	0

PLAYER BIOS

69

TYLER SHATLEY

GUARD

6-3 305 LBS.

CLEMSON

BORN MAY 5, 1991

ICARD, NORTH CAROLINA

ACQ: ROOKIE FREE AGENT 2014

EXP: 3RD YEAR



TRANSACTIONS:

Originally signed by Jacksonville as an undrafted rookie on 5/12/14

PRO (Games played/started - 19/1)

- Has played in 19 games in three seasons with the team, primarily on special teams
- Was one of three undrafted rookies to make opening day roster in 2014

2016 (w/ JAX - 5/1)

- **9/11 vs. G.B.:** Played 11 snaps on special teams in team's season opener
- **9/18 at S.D.:** Saw action on special teams
- **9/25 vs. BAL:** Started at center and played in all 66 offensive snaps
- **10/2 vs. IND:** Played three snaps at guard and saw time on special teams
- **10/16 at CHI:** Saw action on special teams

2015 (w/ JAX - 13/0)

- Saw action in 13 games, primarily on special teams

2014 (w/ JAX - 1/0)

- Earned spot on opening day roster after joining club as a rookie free agent
- Was inactive for 15 games
 - **11/9 vs. DAL:** Made NFL debut and played RG for the entire second half

COLLEGE (at Clemson, 2009-13)

- Began his career as a fullback, before moving to the defensive line in 2010 and the offensive line in the spring of 2012
- Played in 51 games with 27 starts
- Started 25 games on offense over his final two seasons and registered 60 knock-downs on 1,776 snaps
- As a senior in 2013, was a team captain and earned third-team All-ACC honors
- As a junior in 2013, named a Strength & Conditioning All-American by the NSCA
- Graduated with a degree in civil engineering

PERSONAL

- Attended East Burke (Icard, N.C.) High School where he was the No. 3 rated FB in the nation by Tom Lemming
- Did not play on the offensive line in HS
- As a FB, had 2,000 rushing yards and 31 TDs in his junior and senior seasons
- Also served as the team's punter and averaged 40.7 yards per punt
- Full name is Christian Tyler Shatley
- Twitter handle is @tyler_shatley

PLAYER BIOS

55

DAN SKUTA

LINEBACKER

6-2 265 LBS.

GRAND VALLEY STATE

BORN APRIL 21, 1986

FLINT, MICHIGAN

ACQ: UNRESTRICTED FREE AGENT (SAN FRANCISCO) 2015

EXP: 8TH YEAR



TRANSACTIONS

Originally signed by Cincinnati as an undrafted rookie on 4/30/09 ... Waived on 9/5/09 ... Signed by Cincinnati to the practice squad on 9/6/09 ... Promoted to Cincinnati's 53-man roster on 10/8/09 ... Signed by San Francisco as an unrestricted free agent on 3/14/13 ... Signed by Jacksonville as an unrestricted free agent on 3/11/15

PRO (Games played/started - 103/33)

- Eighth-year OLB has spent time with Cincinnati and San Francisco before signing as an unrestricted free agent with Jacksonville on March 11, 2015
- Versatile athlete has appeared in games at OLB, MLB, DE and FB
- Has played in 103 games with 33 career starts
- Career totals include 136 tackles (96 solo), 7.0 sacks, five passes defended, nine QB hits, 11 tackles for loss, five forced fumbles and one fumble recovery
- Has seen action in six postseason games, totaling four tackles, including 2.0 sacks

2016 (w/ JAX - 4/2)

- **9/11 vs. G.B.:** Recorded one solo tackle at LB and played on special teams
- **9/18 at S.D.:** Started at OTTO and saw action at special teams
- **9/25 vs. BAL:** Started at OTTO and recorded one solo tackle while also seeing action on special teams
- **10/2 vs. IND:** Inactive (hip)
- **10/16 at CHI:** Saw action at OTTO and on special teams

2015 (w/ JAX - 13/8)

- Played in 13 games with eight starts at OTTO in his first season with the Jaguars
- Made 37 tackles (31 solo), including three tackles for loss, 1.5 sacks, one pass defended and one forced fumble
- **9/13 vs. CAR:** Made six solo tackles, including 1.0 sack in Jaguars debut
- **10/4 at IND:** Made four tackles (three solo) and one forced fumble
- **10/18 vs. HOU:** Made two tackles (one solo), including a half-sack ... Added two special teams tackles
- **10/25 vs. BUF:** Made six solo tackles
- **12/27 at N.O.:** Started at OTTO and made four tackles (three solo)

2014 (w/ S.F. - 14/11)

- Started a career-high 11 of 14 games and had the best statistical season of his career
- Posted career-highs in tackles (27), sacks (5.0), QB hits (five), tackles for loss (five) and forced fumbles (three)
- **9/7 at DAL:** Started the season opener and totaled two tackles and one forced fumble
- **10/13 at STL:** Registered a career-high 2.0 sacks and forced one fumble
- **12/7 at OAK:** Started at LB and made a season-high five tackles (four solo), including 1.0 sack
- **12/14 at SEA:** Registered two tackles, including a sack in a second straight game
- **12/20 vs. S.D.:** Started at LB and posted a sack in a third straight game
- **12/28 vs. ARI:** Registered three tackles (one solo) in the season finale

2013 (w/ S.F. - 16/8)

- Played in all 16 games for the fourth consecutive season and made eight starts in his first season with San Francisco after signing as an unrestricted free agent
- Season totals included 22 tackles (15 solo), two passes defended, three QB hits, three tackles for loss and one fumble recovery
- **10/6 vs. HOU:** Posted three solo tackles, including one tackle for loss
- **10/27 at JAX:** Registered a career-high six solo tackles, including one tackle for loss and recovered a fumble and returned it 47 yards for a TD
- **11/10 vs. CAR:** Started at LB and made four tackles (two solo) and two passes defense
- **1/12 at CAR:** Posted his first career postseason sack in the Divisional Playoff Round
- **1/19 at SEA:** Registered a sack in his second straight postseason game in the NFC Championship game

2012 (w/ CIN - 16/0)

- Saw action in all 16 games for the third consecutive season
- Season totals included 10 tackles (five solo), one pass defended and 11 special teams tackles
- **12/30 vs. BAL:** Posted a season-high four tackles (one solo) in the season finale

2011 (w/ CIN - 16/3)

- Played in all 16 games for the second straight season and made three starts at MLB

- Season totals included 20 tackles (nine solo), 0.5 sacks, one forced fumble and 11 special teams tackles

- **9/25 vs. S.F.:** Posted four tackles (one solo) and made a half-sack, the first of his career
- **10/16 vs. IND:** Made his first start of the season at MLB and posted a season-high five tackles (two solo)

2010 (w/ CIN - 16/1)

- Saw action in all 16 games for the first time in his career and added one start
- Posted a career-high 15 special teams tackles
- **12/5 vs. N.O.:** Started the first game of his career at FB and matched his season-high of three special teams tackles

2009 (w/ CIN - 8/0)

- Played in eight games as a rookie after originally signing as an undrafted free agent
- **10/11 at BAL:** Made his NFL debut on after being promoted to the active roster from the team's practice squad on Oct. 8
- **1/9 vs. NYJ:** Made his postseason debut in the Wild Card Playoff Round and posted one special teams tackle

COLLEGE (at Grand Valley State, 2005-08)

- First-team All-America honors in NCAA Division II as a senior at Grand Valley State (Allendale, Mich.), and helped lead his teams to four-year record of 51-2, with two national titles
- Played DL and LB during his four seasons (2005-08)
- Posted 33.5 career sacks, the third-most in NCAA Division II history
- Team won by 24 or more points in 25 of his 53 career games
- Started his college career 40-0, going 13-0, 15-0 and 12-0 before losing in the 2007 NCAA Division II playoffs.

PERSONAL

- Attended Carman-Ainsworth (Mich.) High School where he was a two-way senior and tallied 116 tackles and rushed for 1,092 yards and 20 TDs
- Also lettered in baseball
- Twitter handle is @DSkuta51



REGULAR SEASON CAREER STATISTICS

YEAR	TEAM	GP/GS	TKL	SOLO	ASST	TFL	SACKS	FF	FR	INT	PD
2009	CIN	8/0	0	0	0	0	0.0	0	0	0	0
2010	CIN	16/1	2	0	2	0	0.0	0	0	0	0
2011	CIN	16/3	34	21	13	0	0.5	1	0	0	0
2012	CIN	16/0	12	6	6	0	0.0	0	0	0	1
2013	S.F.	16/8	22	15	7	3	0.0	0	1	0	2
2014	S.F.	14/11	27	21	6	5	5.0	3	0	0	1
2015	JAX	13/8	37	31	6	3	1.5	1	0	0	1
2016	JAX	4/2	2	2	0	0	0.0	0	0	0	0
NFL totals: 8 yrs.		103/33	136	96	40	11	7.0	5	1	0	5

Additional statistics: Special teams tackles: 73 over career; three in 2015, seven in 2014, seven in 2013, 17 in 2012, 13 in 2011, 16 in 2010 and 10 in 2009.



POSTSEASON CAREER STATISTICS

YEAR	TEAM	GP/GS	TKL	SOLO	ASST	SACKS	FF	FR	INT	PD
2009	CIN	1/0	0	0	0	0.0	0	0	0	0
2011	CIN	1/0	1	1	0	0.0	0	0	0	0
2012	CIN	1/0	1	1	0	0.0	0	0	0	0
2013	S.F.	3/0	2	2	0	2.0	0	0	0	0
NFL totals: 7 yrs.		6/0	4	4	0	2.0	0	0	0	0

Additional statistics: Special teams tackles: 3 over career; two in 2013, one in 2009.



CAREER HIGHS

	GAME	SEASON
Tackles:	9 (11/6/11 at TEN)	37 (2015)
Sacks:	2.0 (10/13/14 at STL)	5.0 (2014)
Forced fumbles:	1 (three times; last: 12/20/14 vs. S.D.)	3 (2014)
Fumble recoveries:	1 (10/27/13 at JAX)	1 (2013)
Passes defended:	2 (11/10/13 vs. CAR)	2 (2013)

PLAYER BIOS



2016 GAME-BY-GAME STATISTICS

DATE	OPP	TKL	SOLO	ASST	TFL	SACKS	ST	FF	FR	INT	PD
09/11	vs. Green Bay	1	1	0	0	0.0	0	0	0	0	0
09/18	at San Diego	0	0	0	0	0.0	0	0	0	0	0
09/25	vs. Baltimore	1	1	0	0	0.0	0	0	0	0	0
10/02	vs. Indianapolis					ina					
	BYE WEEK										
10/16	at Chicago	0	0	0	0	0.0	0	0	0	0	0
10/23	vs. Oakland										
10/27	at Tennessee										
11/06	at Kansas City										
11/13	vs. Houston										
11/20	at Detroit										
11/27	at Buffalo										
12/04	vs. Denver										
12/11	vs. Minnesota										
12/18	at Houston										
12/24	vs. Tennessee										
01/01	at Indianapolis										
2016 totals:		2	2	0	0	0.0	0	0	0	0	0



2015 GAME-BY-GAME STATISTICS

DATE	OPP	TKL	SOLO	ASST	TFL	SACKS	ST	FF	FR	INT	PD
09/13	vs. Carolina	6	6	0	1	1.0	1	0	0	0	0
09/20	vs. Miami	2	2	0	1	0.0	0	0	0	0	1
09/27	at New England	2	2	0	0	0.0	0	0	0	0	0
10/04	at Indianapolis	4	3	1	0	0.0	0	1	0	0	0
10/11	at Tampa Bay	3	3	0	1	0.0	0	0	0	0	0
10/18	vs. Houston	2	1	1	0	0.5	2	0	0	0	0
10/25	vs. Buffalo	6	6	0	0	0.0	0	0	0	0	0
	BYE WEEK										
11/08	at N.Y. Jets	1	1	0	0	0.0	0	0	0	0	0
11/15	at Baltimore					ina					
11/19	vs. Tennessee	1	1	0	0	0.0	0	0	0	0	0
11/29	vs. San Diego					ina					
12/06	at Tennessee					ina					
12/13	vs. Indianapolis	1	1	0	0	0.0	0	0	0	0	0
12/20	vs. Atlanta	1	1	0	0	0.0	0	0	0	0	0
12/27	at New Orleans	4	3	1	0	0.0	0	0	0	0	0
01/03	at Houston	4	1	3	0	0.0	0	0	0	0	0
2015 totals:		37	31	6	3	1.5	3	1	0	0	1



2014 GAME-BY-GAME STATISTICS

DATE	OPP	TKL	SOLO	ASST	TFL	SACKS	FF	FR	INT	PD	
09/07	at Dallas	4	2	2	0	0.0	1	0	0	0	
09/14	vs. Chicago	3	1	2	0	0.0	0	0	0	0	
09/21	at Arizona	2	2	0	0	0.0	0	0	0	1	
09/28	vs. Philadelphia	2	1	1	0	0.0	0	0	0	0	
10/05	vs. Kansas City	4	2	2	0	0.0	0	0	0	0	
10/13	at St. Louis	4	3	1	2	2.0	1	0	0	0	
10/19	at Denver	2	0	2	0	0.0	0	0	0	0	
	BYE WEEK										
11/02	vs. St. Louis	1	0	1	0	0.0	0	0	0	0	
11/09	at New Orleans					ina					
11/16	at N.Y. Giants					ina					
11/23	vs. Washington	0	0	0	0	0.0	0	0	0	0	
11/27	vs. Seattle	0	0	0	0	0.0	0	0	0	0	
12/07	at Oakland	7	4	3	1	1.0	0	0	0	0	
12/14	at Seattle	0	0	0	1	1.0	0	0	0	0	
12/20	vs. San Diego	3	2	1	1	1.0	1	0	0	0	
12/28	vs. Arizona	3	2	1	0	0.0	0	0	0	0	
2014 totals:		35	19	16	5	5.0	3	0	0	1	

Additional statistics: seven special teams tackles



2013 GAME-BY-GAME STATISTICS

DATE	OPP	TKL	SOLO	ASST	TFL	SACKS	FF	FR	INT	PD	
09/08	vs. Green Bay	0	0	0	0	0.0	0	0	0	0	
09/15	at Seattle	1	0	1	0	0.0	0	0	0	0	
09/22	vs. Indianapolis	0	0	0	0	0.0	0	0	0	0	
09/26	at St. Louis	2	2	0	0	0.0	0	0	0	0	
10/06	vs. Houston	4	3	1	0	0.0	0	0	0	0	
10/13	vs. Arizona	1	0	1	0	0.0	0	0	0	0	
10/20	at Tennessee	1	0	1	0	0.0	0	0	0	0	
10/27	at Jacksonville	8	6	2	0	0.0	0	1	0	0	
	BYE WEEK										
11/10	vs. Carolina	3	2	1	0	0.0	0	0	0	2	
11/17	at New Orleans	5	2	3	0	0.0	0	0	0	0	
11/25	at Washington	2	1	1	0	0.0	0	0	0	0	
12/01	vs. St. Louis	2	0	2	0	0.0	0	0	0	0	
12/08	vs. Seattle	1	1	0	0	0.0	0	0	0	0	
12/15	at Tampa Bay	0	0	0	0	0.0	0	0	0	0	
12/23	vs. Atlanta	2	0	2	0	0.0	0	0	0	0	
12/29	at Arizona	2	1	1	0	0.0	0	0	0	0	
2013 totals:		34	18	16	0	0.0	0	1	0	2	

01/05	at Green Bay	0	0	0	0	0.0	0	0	0	0
01/12	at Carolina	2	2	0	1	1.0	0	0	0	0
01/19	at Seattle	3	1	2	1	1.0	0	0	0	0
Postseason totals:		5	3	2	2	2.0	0	0	0	0



2012 GAME-BY-GAME STATISTICS

DATE	OPP	TKL	SOLO	ASST	TFL	SACKS	FF	FR	INT	PD	
09/10	at Baltimore	2	1	1	0	0.0	0	0	0	0	
09/16	vs. Cleveland	0	0	0	0	0.0	0	0	0	0	
09/23	at Washington	0	0	0	0	0.0	0	0	0	0	
09/30	at Jacksonville	0	0	0	0	0.0	0	0	0	0	
10/07	vs. Miami	1	0	1	0	0.0	0	0	0	0	
10/14	at Cleveland	2	1	1	0	0.0	0	0	0	0	
10/21	vs. Pittsburgh	1	1	0	0	0.0	0	0	0	0	
	BYE WEEK										
11/04	vs. Denver	0	0	0	0	0.0	0	0	0	0	
11/11	vs. N.Y. Giants	1	1	0	0	0.0	0	0	0	0	
11/18	at Kansas City	0	0	0	0	0.0	0	0	0	0	
11/25	vs. Oakland	0	0	0	0	0.0	0	0	0	0	
12/02	at San Diego	0	0	0	0	0.0	0	0	0	0	
12/09	vs. Dallas	1	1	0	0	0.0	0	0	0	0	
12/13	at Philadelphia	0	0	0	0	0.0	0	0	0	0	
12/23	at Pittsburgh	0	0	0	0	0.0	0	0	0	0	
12/30	vs. Baltimore	0	0	0	0	0.0	0	0	0	1	
2012 totals:		12	6	6	0	0.0	0	0	0	1	

01/05	at Houston	2	2	0	0	0.0	0	0	0	0
Postseason totals:		2	2	0	0	0.0	0	0	0	0



2011 GAME-BY-GAME STATISTICS

DATE	OPP	TKL	SOLO	ASST	TFL	SACKS	FF	FR	INT	PD	
09/10	at Baltimore	2	1	1	0	0.0	0	0	0	0	
09/16	vs. Cleveland	0	0	0	0	0.0	0	0	0	0	
09/23	at Washington	0	0	0	0	0.0	0	0	0	0	
09/30	at Jacksonville	0	0	0	0	0.0	0	0	0	0	
10/07	vs. Miami	1	0	1	0	0.0	0	0	0	0	
10/14	at Cleveland	2	1	1	0	0.0	0	0	0	0	
10/21	vs. Pittsburgh	1	1	0	0	0.0	0	0	0	0	
	BYE WEEK										
11/04	vs. Denver	0	0	0	0	0.0	0	0	0	0	
11/11	vs. N.Y. Giants	1	1	0	0	0.0	0	0	0	0	
11/18	at Kansas City	0	0	0	0	0.0	0	0	0	0	
11/25	vs. Oakland	0	0	0	0	0.0	0	0	0	0	
12/02	at San Diego	0	0	0	0	0.0	0	0	0	0	
12/09	vs. Dallas	1	1	0	0	0.0	0	0	0	0	
12/13	at Philadelphia	0	0	0	0	0.0	0	0	0	0	
12/23	at Pittsburgh	0	0	0	0	0.0	0	0	0	0	
12/30	vs. Baltimore	0	0	0	0	0.0	0	0	0	1	
2011 totals:		12	6	6	0	0.0	0	0	0	1	

01/05	at Houston	2	2	0	0	0.0	0	0	0	0
Postseason totals:		2	2	0	0	0.0	0	0	0	0

PLAYER BIOS



2010 GAME-BY-GAME STATISTICS

DATE	OPP	TKL	SOLO	ASST	TFL	SACKS	FF	FR	INT	PD
09/12	at New England	0	0	0	0	0.0	0	0	0	0
09/19	vs. Baltimore	0	0	0	0	0.0	0	0	0	0
09/26	at Carolina	0	0	0	0	0.0	0	0	0	0
10/03	at Cleveland	0	0	0	0	0.0	0	0	0	0
10/10	vs. Tampa Bay	0	0	0	0	0.0	0	0	0	0
BYE WEEK										
10/24	at Atlanta	0	0	0	0	0.0	0	0	0	0
10/31	vs. Miami	0	0	0	0	0.0	0	0	0	0
11/08	vs. Pittsburgh	0	0	0	0	0.0	0	0	0	0
11/14	at Indianapolis	0	0	0	0	0.0	0	0	0	0
11/21	vs. Buffalo	0	0	0	0	0.0	0	0	0	0
11/25	at N.Y. Jets	0	0	0	0	0.0	0	0	0	0
12/05	vs. New Orleans	0	0	0	0	0.0	0	0	0	0
12/12	at Pittsburgh	0	0	0	0	0.0	0	0	0	0
12/19	vs. Cleveland	0	0	0	0	0.0	0	0	0	0
12/26	vs. San Diego	2	0	2	0	0.0	0	0	0	0
01/02	at Baltimore	0	0	0	0	0.0	0	0	0	0
2010 totals:		2	0	2	0	0.0	0	0	0	0



2009 GAME-BY-GAME STATISTICS

DATE	OPP	TKL	SOLO	ASST	TFL	SACKS	FF	FR	INT	PD
09/13	vs. Denver					ps				
09/20	at Green Bay					ps				
09/27	vs. Pittsburgh					ps				
10/04	at Cleveland					ps				
10/11	at Baltimore	0	0	0	0	0.0	0	0	0	0
10/18	vs. Houston	0	0	0	0	0.0	0	0	0	0
10/25	vs. Chicago	0	0	0	0	0.0	0	0	0	0
BYE WEEK										
11/08	vs. Baltimore	0	0	0	0	0.0	0	0	0	0
11/15	at Pittsburgh	0	0	0	0	0.0	0	0	0	0
11/22	at Oakland	0	0	0	0	0.0	0	0	0	0
11/29	vs. Cleveland	0	0	0	0	0.0	0	0	0	0
12/06	vs. Detroit	0	0	0	0	0.0	0	0	0	0
12/13	at Minnesota	0	0	0	0	0.0	0	0	0	0
12/20	at San Diego	0	0	0	0	0.0	0	0	0	0
12/27	vs. Kansas City	0	0	0	0	0.0	0	0	0	0
01/03	at N.Y. Jets	0	0	0	0	0.0	0	0	0	0
2009 totals:		0	0	0	0	0.0	0	0	0	0

PLAYER BIOS

98

CHRIS SMITH

DEFENSIVE END

6-1 270 LBS.


ARKANSAS

BORN FEBRUARY 11, 1992

MOUNT ULLA, NORTH CAROLINA

ACQ: 5TH ROUND OF 2014 DRAFT (159TH)

EXP: 3RD YEAR



TRANSACTIONS

Originally drafted by Jacksonville in the fifth round (159th overall) of the 2014 draft

PRO (Games played/started - 14/0)

- Second-year DE was a fifth-round draft pick in 2014
- Has played in 14 games and totaled 17 tackles (11 solo), 4.5 sacks, three tackles for loss, four QB hits, one forced fumble and one pass defended

2016 (w/ JAX - 1/0)

- **9/11 vs. G.B.:** Inactive
- **9/18 at S.D.:** Inactive
- **9/25 vs. BAL:** Inactive
- **10/2 vs. IND:** Recorded two solo tackles, 1.0 sack and a tackle for a loss in 14 defensive snaps played
- **10/16 at CHI:** Inactive

2015 (w/ JAX - 6/0)

Saw action in six games at DT and totaled 10 tackles (eight solo), including one tackle for loss, one pass defended and 0.5 sack

- **9/13 vs. CAR:** Made a career-high four solo tackles, including one tackle for loss and one pass defended
- **9/20 vs. MIA:** Made two tackles (one solo)
- **9/27 at N.E.:** Recorded 0.5 sacks on Patriots QB Tom Brady

2014 (w/ JAX - 7/0)

Appeared in seven games as a rookie ... Finished with three sacks along with five tackles ... Made opening day roster but was waived on Sept. 13 and signed to practice squad on Sept. 15 ... Promoted to 53-man roster on Oct. 20

- **10/26 vs. MIA:** Made NFL debut and saw action on special teams
- **11/2 at CIN:** Split a sack with DE Ryan Davis on the Bengals first possession, the first sack of his career
- **11/23 at IND:** Sacked QB Andrew Luck in the first quarter and forced a fumble that was recovered by DT Sen'Derrick Marks
- **12/7 vs. HOU:** Split a sack with Marks on the Texans' first possession and had two QB hits
- **12/18 vs. TEN:** Totaled two solo tackles and one sack of QB Charlie Whitehurst

COLLEGE (at Arkansas, 2010-13)

- Four-year letterman
- Appeared in 43 games with 27 starts, 15 at strong-side DE and 12 on the weak-side
- Started final 24 games of his career
- Career totals include 122 tackles (64 solo), 21.5 sacks, 30.5 tackles for loss and 20 QB pressures
- One of five players in school history with 20-plus sacks
- Was enrolled in Fulbright College of Arts and Sciences

PERSONAL

- Son of Sherry and William Smith
- Attended West Rowan (Mount Ulla, N.C.) High School, where he played for head coach Scott Young
- Led team to back-to-back state championships including 30 straight victories
- Over his junior and senior season, compiled more than 200 tackles and 48 sacks
- Twitter handle is @98ChrisSmith

REGULAR SEASON CAREER STATISTICS

YEAR	TEAM	GP/GS	TKL	SOLO	ASST	TFL	SACKS	ST	FF	FR	INT	PD
2014	JAX	7/0	5	3	2	1	3.0	0	1	0	0	0
2015	JAX	6/0	10	8	2	1	0.5	0	0	0	0	1
2016	JAX	1/0	2	2	0	1	1.0	0	0	0	0	0
NFL totals: 3 yrs.		14/0	17	13	4	3	4.5	0	1	0	0	1

CAREER HIGHS

	GAME	SEASON
Tackles:	4 (9/13/15 vs. CAR)	10 (2015)
Sacks:	1.0 (twice; last: 12/18/14 vs. TEN)	3.0 (2014)
Forced fumbles:	1 (11/23/14 vs. IND)	1 (2014)
Passes defended:	1 (9/13/15 vs. CAR)	1 (2015)

2016 GAME-BY-GAME STATISTICS

DATE	OPP	TKL	SOLO	ASST	TFL	SACKS	ST	FF	FR	INT	PD
09/11	vs. Green Bay					ina					
09/18	at San Diego					ina					
09/25	vs. Baltimore					ina					
10/02	vs. Indianapolis	2	2	0	1	1.0	0	0	0	0	0
BYE WEEK											
10/16	at Chicago					ina					
10/23	vs. Oakland										
10/27	at Tennessee										
11/06	at Kansas City										
11/13	vs. Houston										
11/20	at Detroit										
11/27	at Buffalo										
12/04	vs. Denver										
12/11	vs. Minnesota										
12/18	at Houston										
12/24	vs. Tennessee										
01/01	at Indianapolis										
2016 totals:		2	2	0	1	1.0	0	0	0	0	0

2015 GAME-BY-GAME STATISTICS


DATE	OPP	TKL	SOLO	ASST	TFL	SACKS	ST	FF	FR	INT	PD
09/13	vs. Carolina	4	4	0	1	0.0	0	0	0	0	1
09/20	vs. Miami	2	1	1	0	0.0	0	0	0	0	0
09/27	at New England	1	0	1	0	0.5	0	0	0	0	0
10/04	at Indianapolis					ina					
10/11	at Tampa Bay					ina					
10/18	vs. Houston					ina					
10/25	vs. Buffalo					ina					
BYE WEEK											
11/08	at N.Y. Jets					ina					
11/15	at Baltimore					ina					
11/19	vs. Tennessee					ina					
11/29	vs. San Diego	1	1	0	0	0.0	0	0	0	0	0
12/06	at Tennessee					ina					
12/13	vs. Indianapolis	2	2	0	0	0.0	0	0	0	0	0
12/20	vs. Atlanta	0	0	0	0	0.0	0	0	0	0	0
12/27	at New Orleans					ina					
01/03	at Houston					ina					
2015 totals:		10	8	2	1	0.5	0	0	0	0	1

2014 GAME-BY-GAME STATISTICS

DATE	OPP	TKL	SOLO	ASST	TFL	SACKS	ST	FF	FR	INT	PD
09/07	at Philadelphia					ina					
09/14	at Washington					--					
09/21	vs. Indianapolis					ps					
09/28	at San Diego					ps					
10/05	vs. Pittsburgh					ps					
10/12	at Tennessee					ps					
10/19	vs. Cleveland					ps					
10/26	vs. Miami	0	0	0	0	0.0	0	0	0	0	0
11/02	at Cincinnati	1	0	1	0	0.5	0	0	0	0	0
11/09	vs. Dallas	0	0	0	0	0.0	0	0	0	0	0
BYE WEEK											
11/23	at Indianapolis	1	1	0	0	1.0	0	1	0	0	0
11/30	vs. N.Y. Giants					ina					
12/07	vs. Houston	1	0	1	0	0.5	0	0	0	0	0
12/14	at Baltimore	0	0	0	0	0.0	0	0	0	0	0
12/18	vs. Tennessee	2	2	0	1	1.0	0	0	0	0	0
01/03	at Houston					ina					
2014 totals:		5	3	2	1	3.0	0	1	0	0	0

PLAYER BIOS

50 TELVIN SMITH



LINEBACKER

6-3 223 LBS.

FLORIDA STATE

BORN APRIL 11, 1991

VALDOSTA, GEORGIA

ACQ: 5TH ROUND OF 2014 DRAFT (144TH)

EXP: 3RD YEAR

TRANSACTIONS

Originally drafted by Jacksonville in the fifth round (144th overall) of the 2014 draft

PRO (Games played/started - 35/29)

- Third-year LB who has played in 35 games with 29 starts
- Totals include 29 tackles for loss, 13 passes defended, three forced fumbles, two fumble recoveries and two INTs
- His streak of 21 straight games with six-plus tackles is also the NFL's longest active streak

2016 (w/ JAX - 5/5)

- **9/11 vs. G.B.:** Made his 25th career start at WLB and tallied eight tackles (six solo), including two tackles for loss
- **9/18 at S.D.:** Started at WLB and made nine tackles (seven solo), including two tackles for loss
- **9/25 vs. BAL:** Started at WLB and had seven tackles (six solo), including one tackle for a loss and two passes defended
- **10/2 vs. IND:** Recorded a team-high eight solo tackles and also had a tackle for a loss
- **10/16 at CHI:** Posted eight solo tackles, including one tackle for loss

2015 (w/ JAX - 14/14)

Played and started in 14 games at WLB in his second season with the Jaguars ... Finished second on the team with 128 tackles, the most in the NFL by a player in his first or second season ... Added seven passes defended, the second-most on the team

- **9/13 vs. CAR:** Recorded nine tackles (seven solo) and three tackles for loss
- **9/20 vs. MIA:** Led the team with nine tackles (six solo) and recorded one pass defended
- **9/27 at N.E.:** Recorded 11 tackles (seven solo) in team's road opener
- **10/4 at IND:** Made eight tackles (six solo) and 0.5 sacks
- **10/11 at T.B.:** Recorded 14 tackles (13 solo) and one tackle for loss
- **10/25 vs. BUF:** Made a team-high nine tackles (eight solo), including two tackles for loss and three passes defended ... Recorded his first career TD, intercepting QB **E.J. Manuel** and returning it 26 yards for the second-quarter score
- **11/8 at NYJ:** Made seven tackles (five solo), including two passes defended, one forced fumble and a tackle for loss
- **11/15 at BAL:** Led the team with 12 tackles (five solo)
- **12/6 at TEN:** Registered nine tackles (seven solo), two sacks, including one sack-fumble ... First Jaguars LB with multiple sacks in a single game since **Paul Posluszny** registered 2.0 sacks in Week 17 of the 2012 season and is just the sixth linebacker in franchise history to accomplish the feat, joining Posluszny, **Mike Peterson**, **Akin Ayodele**, **Kevin Hardy** (two games with multiple sacks) and **Brant Boyer** (two games with multiple sacks)
- **12/13 vs. IND:** Started at WLB and made nine tackles (eight solo), including one tackle for loss ... Added one pass defended

2014 (w/ JAX - 16/10)

Appeared in all 16 games and made 10 starts at LB ... Ranked second on team with 99 tackles (68 solo) and nine tackles for loss ... Had a team-high two fumble recoveries along with four passes defended, one QB hit and one forced fumble ... Ranked third among all NFL rookies in tackles

- **9/7 at PHI:** Made NFL debut and posted three solo tackles with one stop for loss
- **9/14 at WAS:** Produced four tackles (two solo) including his first career sack: QB **Kirk Cousins** for an 11-yard loss in the fourth quarter
- **10/19 vs. CLE:** Named AFC Defensive Player of the Week after producing a sack/forced fumble, interception and two passes defended ... Registered a sack/forced fumble of QB **Brian Hoyer** in the third quarter and the ball was recovered by **Paul Posluszny** ... With 5:21 remaining in the game, Smith picked off Hoyer and returned it 15 yards to set up a Jaguars TD
- **11/23 at IND:** Started at LB and paced the team with 12 tackles (nine solo) along with two fumble recoveries and two tackles for loss ... Recovered an **Andrew Luck** fumble in the first quarter and a **Dan Herron** fumble in the second quarter
- **11/30 vs. NYG:** Started at LB and had double-digit tackles for the second straight game, finishing with 10 stops (eight solo)
- **12/18 vs. TEN:** Compiled a then career-high 15 tackles (10 solo) including one for loss
- **12/28 at HOU:** Registered a career-high 16 tackles (11 solo) in the season-finales

COLLEGE (at Florida State, 2010-13)

- Appeared in 54 games with 15 starts
- Totaled 214 tackles (139 solo) with seven sacks, 29 tackles for loss and six QB

pressures

- Added four fumble recoveries and two forced fumbles
- Had 10 passes defended and four INTs, three returned for TDs
- Started all 14 games as a senior and tallied a team-high 90 tackles (61 solo), three INTs, 9.5 tackles for loss, two sacks, two fumble recoveries and four passes defended
- Recorded three INTs and tied the school single-season record with three returned for TDs
- First-team All-ACC selection by the league's coaches, ESPN.com and The Sporting News
- Majored in sports administration

PERSONAL

- Attended Lowndes High School in Georgia
- Received four-star ranking from Rivals.com and a three-star rating from Scout.com
- Super Prep All-State selection
- Registered 109 tackles (84 solo) as a senior with a pair of INTs
- Recorded 97 tackles, 16 tackles for loss and two INTs as a junior, leading team to Class 5A championship
- Played in the Georgia Athletic Coaches Association North/South All-Star Classic
- Twitter handle is @TelvinSmith_22

REGULAR SEASON CAREER STATISTICS

YEAR	TEAM	GP/GS	TKL	SOLO	ASST	TFL	SACKS	ST	FF	FR	PD	INT
2014	JAX	16/10	99	68	31	9	2.0	4	1	2	4	1
2015	JAX	14/14	128	99	29	13	2.5	0	2	0	7	1
2016	JAX	5/5	40	35	5	7	0.0	0	0	0	2	0
NFL totals: 3 yrs.		35/29	267	202	65	29	4.5	4	3	2	13	2

CAREER HIGHS

	GAME	SEASON
Tackles:	16 (12/28/14 at HOU)	128 (2015)
Tackles for loss:	3 (9/13/15 vs. CAR)	13 (2015)
Sacks:	2.0 (12/6/15 at TEN)	2.5 (2015)
Forced fumbles:	1 (three times; last: 12/6/15 at TEN)	2 (2015)
Fumble recoveries:	2 (11/23/14 at IND)	2 (2014)
Passes defended:	3 (10/25/15 vs. BUF)	7 (2015)
Interceptions:	1 (two times; last: 10/25/15 vs. BUF)	1 (2014 & 2015)

2016 GAME-BY-GAME STATISTICS

DATE	GAME	TKL	SOLO	ASST	TFL	SACKS	ST	FF	FR	PD	INT
09/11	vs. Green Bay	8	6	2	2	0.0	0	0	0	0	0
09/18	at San Diego	9	7	2	2	0.0	0	0	0	0	0
09/25	vs. Baltimore	7	6	1	1	0.0	0	0	0	2	0
10/02	vs. Indianapolis	8	8	0	1	0.0	0	0	0	0	0
BYE WEEK											
10/16	at Chicago	8	8	0	1	0.0	0	0	0	0	0
10/23	vs. Oakland										
10/27	at Tennessee										
11/06	at Kansas City										
11/13	vs. Houston										
11/20	at Detroit										
11/27	at Buffalo										
12/04	vs. Denver										
12/11	vs. Minnesota										
12/18	at Houston										
12/24	vs. Tennessee										
01/01	at Indianapolis										
2016 totals:		40	35	5	7	0.0	0	0	0	2	0

2015 GAME-BY-GAME STATISTICS

DATE	GAME	TKL	SOLO	ASST	TFL	SACKS	ST	FF	FR	PD	INT
09/13	vs. Carolina	9	7	2	3	0.0	0	0	0	0	0
09/20	vs. Miami	9	6	3	0	0.0	0	0	0	1	1
09/27	at New England	11	7	4	0	0.0	0	0	0	0	0
10/04	at Indianapolis	9	5	4	1	0.5	0	0	0	0	0
10/11	at Tampa Bay	14	13	1	1	0.0	0	0	0	0	0
10/18	vs. Houston	7	7	0	1	0.0	0	0	0	0	0
10/25	vs. Buffalo	9	8	1	2	0.0	0	0	0	3	1
BYE WEEK											
11/08	at N.Y. Jets	8	6	2	1	0.0	0	1	0	2	0
11/15	at Baltimore	12	5	7	0	0.0	0	0	0	0	0
11/19	vs. Tennessee	9	8	1	1	0.0	0	0	0	0	0
11/29	vs. San Diego	7	6	1	0	0.0	0	0	0	0	0
12/06	at Tennessee	9	7	2	1	2.0	0	1	0	0	0
12/13	vs. Indianapolis	9	8	1	1	0.0	0	0	0	1	0
12/20	vs. Atlanta	6	6	0	1	0.0	0	0	0	0	0
12/27	at New Orleans										
01/03	at Houston										
2015 totals:		128	99	29	13	2.5	0	2	0	7	1

PLAYER BIOS




2014 GAME-BY-GAME STATISTICS

DATE	GAME	TKL	SOLO	ASST	TFL	SACKS	ST	FF	FR	PD	INT
09/07	at Philadelphia	3	3	0	1	0.0	0	0	0	0	0
09/14	at Washington	4	2	2	1	1.0	0	0	0	0	0
09/21	vs. Indianapolis	3	2	1	0	0.0	0	0	0	0	0
09/28	at San Diego	1	1	0	0	0.0	0	0	0	0	0
10/05	vs. Pittsburgh	4	2	2	0	0.0	0	0	0	0	0
10/12	at Tennessee	2	2	0	0	0.0	0	0	0	0	0
10/19	vs. Cleveland	4	3	1	1	1.0	0	1	0	2	1
10/26	vs. Miami	5	2	3	0	0.0	0	0	0	1	0
11/02	at Cincinnati	7	5	2	0	0.0	0	0	0	0	0
11/09	vs. Dallas	3	3	0	1	0.0	0	0	0	0	0
	BYE WEEK										
11/23	at Indianapolis	12	9	3	2	0.0	0	0	2	0	0
11/30	vs. N.Y. Giants	10	9	2	0	0.0	0	0	0	0	0
12/07	vs. Houston	5	4	1	2	0.0	0	0	0	1	0
12/14	at Baltimore	5	1	4	0	0.0	0	0	0	0	0
12/18	vs. Tennessee	15	10	5	1	0.0	0	0	0	0	0
12/28	at Houston	16	11	5	0	0.0	0	0	0	0	0
2014 totals:		99	68	31	9	2.0	0	1	2	4	1

PLAYER BIOS

87

NEAL STERLING



TIGHT END

6-4 235 LBS.

MONMOUTH

BORN JANUARY 14, 1992

BELMAR, NEW JERSEY

ACQ: 7TH ROUND OF 2015 DRAFT (220TH)

EXP: 2ND YEAR

TRANSACTIONS

Originally drafted by Jacksonville in the fifth round (144th overall) of the 2014 draft ... Waived on 9/5/15 ... Signed to the practice squad on 9/6/15 ... Promoted to the active roster on 10/20/15

PRO (Games played/started - 13/0)

- First player selected from Monmouth in Jaguars draft history
- Second player from Monmouth selected in the NFL Draft
- Switched from WR to TE prior to the 2016 season

2016 (w/ JAX - 4/0)

- **9/11 vs. G.B.:** Played 18 snaps on special teams
- **9/18 at S.D.:** Lined up at WR and saw action on special teams
- **9/25 vs. BAL.:** Contributed on special teams and lined up at WR
- **10/2 vs. IND:** Recorded his first career reception, a 10-yard pass from QB **Blake Bortles**
- **10/16 at CHI:** Inactive (foot)

2015 (w/ JAX - 9/0)

- Spent the first six weeks of his rookie season on the practice squad before promotion to the active roster
- Played in nine games on special teams

COLLEGE (at Monmouth, 2010-14)

- Career totals include 212 receptions, 2,615 yards and 22 touchdowns in 43 career games
- Finished his career as the most decorated Monmouth wide receiver since Miles Austin, finishing in the top three in every Monmouth receiving record
- Became the school's all-time leader in receptions in Monmouth's second-to-last game of his senior season against top-ranked Coastal Carolina
- Majored in health studies and physical education

PERSONAL

- Played wide receiver and safety under coach Pete Cahill at Manasquan (N.J.) High School
- Helped lead the Warriors to a 9-3 record and a National-Division Championship
- Earned First Team All-Shore Conference, All-Monmouth County and All-Division honors at WR in 2009
- Member of National Honor Society
- Son of Michael and Tina Sterling

REGULAR SEASON CAREER STATISTICS

YEAR	TEAM	GP/GS	RECs	YDS	AVG.	LG	TD
2015	JAX	9/0	0	0	0.0	0	0
2016	JAX	4/0	0	0	0.0	0	0
2016 totals: 2 yrs.		13/0	0	0	0.0	0	0

2016 GAME-BY-GAME STATISTICS

DATE	OPP	RECs	YDS	AVG.	LG	TD
09/11	vs. Green Bay	0	0	0.0	0	0
09/18	at San Diego	0	0	0.0	0	0
09/25	vs. Baltimore	0	0	0.0	0	0
10/02	vs. Indianapolis	1	10	10.0	10	0
BYE WEEK						
10/16	at Chicago			ina		
10/23	vs. Oakland					
10/27	at Tennessee					
11/06	at Kansas City					
11/13	vs. Houston					
11/20	at Detroit					
11/27	at Buffalo					
12/04	vs. Denver					
12/11	vs. Minnesota					
12/18	at Houston					
12/24	vs. Tennessee					
01/01	at Indianapolis					
2016 totals:		1	10	10.0	10	0

PLAYER BIOS

80 JULIUS THOMAS



TIGHT END

6-5 260 LBS.


PORTLAND STATE

BORN JUNE 27, 1988

STOCKTON, CALIFORNIA

ACQ: UNRESTRICTED FREE AGENT (DENVER) 2015

EXP: 6TH YEAR



TRANSACTIONS

Originally drafted by Denver in the fourth round (129th overall) of the 2011 draft ... Signed by Jacksonville as an unrestricted free agent on 3/11/15

PRO (Games played/started - 52/39, 4/3)

- Sixth-year TE has appeared in 52 career games with 39 starts
- Spent first four seasons with Denver after being selected in the fourth round of 2011 draft
- Two-time Pro Bowl selection (2013, 2014)
- Has 30 receiving TDs in the last three seasons (2013-15), the most by an NFL TE during that span
- Became the first TE in NFL history to register 12-plus TDs in consecutive seasons (2013-14)
- Has posted 100+ receiving yards in four games, multiple TDs in six games and five-plus catches in 14 games

2016 (w/ JAX - 4/4)

- **9/11 vs. G.B.:** Made five catches for 64 yards, including a 22-yard TD
- **9/18 at S.D.:** Had four catches for 71 yards (17.8 rec. avg.)
- **9/25 vs. BAL:** Started at TE and recorded two receptions for 13 yards
- **10/2 vs. IND:** Inactive (elbow)
- **10/16 at CHI:** Posted two receptions for 28 yards

2015 (w/ JAX - 12/10)

Missed the first four games of the season due to a thumb injury ... Played in 12 games with 10 starts and caught 46 passes for 455 yards (9.9 rec. avg.) and five TDs ... Caught a TD in four consecutive games between 11/19 and 12/13, the longest streak by a Jaguars TE since **Mercedes Lewis** from 12/1/13 - 12/22/13

- **10/11 at T.B.:** Made his Jaguars debut, recording two catches for 20 yards (10.0 avg.)
- **10/18 vs. HOU:** Made his first start as a Jaguar, making seven receptions for 78 yards (11.1 rec. avg.) and his first TD as a Jaguar
- **11/19 vs. TEN:** Had five receptions for 28 yards (5.6 rec. avg.) and a game-winning 5-yard TD reception in the fourth quarter
- **11/29 vs. S.D.:** Had a career-high-tying nine receptions for a season-high 116 yards (12.9 rec. avg.) and one TD
- **12/6 at TEN:** Posted two receptions for 15 yards (7.5 rec. avg.) and one TD

2014 (w/ DEN - 13/10, 1/0)

Missed three games with an ankle injury ... Season totals included 43 receptions for 489 yards (11.4 rec. avg.) and team-high 12 TDs ... Earned his second consecutive Pro Bowl selection

- **10/5 vs. ARI:** Caught Denver QB Peyton Manning's historic 500th TD pass in the first quarter
- **10/12 at NYJ:** Caught two TDs, increasing his season total to nine receiving TDs through five games, tied for the most in NFL history (most-ever by an NFL TE)
- **11/9 at OAK:** Made his 100th career reception and caught his final two TDs
- **1/11/15 vs. IND:** Registered six receptions for 53 yards (8.8 rec. avg.) in the Broncos' 24-13 loss on in the AFC Divisional Playoff round

2013 (w/ DEN - 14/14, 3/3)

Started 14 games and finished with 65 catches for 788 yards (12.1 rec. avg.) and a career-high 12 TDs ... Earned his first Pro Bowl selection ... Had at least one TD in 10 of 16 games

- **9/5 vs. BAL:** Opened the season with five receptions for 110 yards and two TDs, posting his first career 100-yard receiving game
- **10/6 at DAL:** Set career highs in receptions (nine) and receiving yards (122) and added two receiving TDs
- **11/10 at S.D.:** Caught a 74-yard TD pass
- **12/22 at HOU:** Caught Peyton Manning's record-breaking 51st TD pass on a 25-yard completion, finishing with six receptions for 78 yards (13.0 rec. avg.)
- **1/12/14 vs. S.D.:** Led the team with 76 receiving yards on six receptions (12.7 rec. avg.) in his postseason debut in the AFC Divisional Playoff game
- **1/19 vs. N.E.:** Led team with eight receptions for 85 yards (10.6 rec. avg.) in the AFC Championship game

2012 (w/ DEN - 4/0)

Appeared in the first four games of the season before being declared a game day inactive for the remainder of the season with an ankle injury

2011 (w/ DEN - 5/1)

Saw action in five games with one start as a rookie

- **9/18 vs. CIN:** Made first career reception for five yards

COLLEGE (at Portland State, 2007-10)

- Played one season of collegiate football during his senior season
- Named first-team All-Big Sky Conference after starting 10 of 11 games and posting 29 receptions for 453 yards (15.6 rec. avg.) and two TDs as a senior
- Participated in the East-West Shrine Game following his senior season and caught a five-yard TD and two-point conversion for the West team
- Four-year letterman for Portland State's basketball team
- Led basketball team to its first two appearances in the NCAA tournament (2008, 2009) in school history
- Finished as the program's all-time leader in games played (121), career wins (78) and field goal pct. (.663)
- Graduated with a degree in business administration

PERSONAL

- Attended Tokay (Lodi, Calif.) High School
- Was a standout power forward and center on the school's basketball team
- Led team to a 25-9 overall record and a San Joaquin Section title during his senior year when he was named co-player of the Year by The Record (San Joaquin)
- Twitter handle is @Julius_Thomas

REGULAR SEASON CAREER STATISTICS							
YEAR	TEAM	GP/GS	NO	YDS	AVG	LG	TD
2011	DEN	5/1	1	5	5.0	5	0
2012	DEN	4/0	0	0	0.0	0	0
2013	DEN	14/14	65	788	12.1	74t	12
2014	DEN	13/10	43	489	11.4	35t	12
2015	JAX	12/10	46	455	9.9	34	5
2016	JAX	4/4	13	176	13.5	24	1
NFL totals: 6 yrs.		52/39	168	1,913	11.4	74t	30

POSTSEASON CAREER STATISTICS							
YEAR	TEAM	GP/GS	NO	YDS	AVG	LG	TD
2013	DEN	3/3	18	188	10.4	37	0
2014	DEN	1/0	6	53	8.8	32	0
NFL totals: 6 yrs.		4/3	24	241	10.0	37	0

CAREER HIGHS		
	GAME	SEASON
Receptions:	9 (twice, last: 11/29/15 vs. S.D.)	65 (2013)
Receiving yards:	122 (10/6/13 at DAL)	788 (2013)
Longest reception:	74 (11/10/13 at S.D.)	74 (2013)
Touchdowns:	3 (9/7/14 vs. IND)	12 (2013 & 2014)

2016 GAME-BY-GAME STATISTICS							
DATE	OPP	RECS	YDS	AVG.	LG	TD	
09/11	vs. Green Bay	5	64	12.8	22t	1	
09/18	at San Diego	4	71	17.8	24	0	
09/25	vs. Baltimore	2	13	6.5	8	0	
10/02	vs. Indianapolis			ina			
	BYE WEEK						
10/16	at Chicago	2	28	14.0	15	0	
10/23	vs. Oakland						
10/27	at Tennessee						
11/06	at Kansas City						
11/13	vs. Houston						
11/20	at Detroit						
11/27	at Buffalo						
12/04	vs. Denver						
12/11	vs. Minnesota						
12/18	at Houston						
12/24	vs. Tennessee						
01/01	at Indianapolis						
2016 totals:		13	176	13.5	24	1	

PLAYER BIOS

2015 GAME-BY-GAME STATISTICS

DATE	GAME	RECS	YDS	AVG.	LG	TD
09/13	vs. Carolina			ina		
09/20	vs. Miami			ina		
09/27	at New England			ina		
10/04	at Indianapolis			ina		
10/11	at Tampa Bay	2	20	10.0	15	0
10/18	vs. Houston	7	78	11.1	29t	1
10/25	vs. Buffalo	1	4	4.0	4	0
	BYE WEEK					
11/08	at N.Y. Jets	3	14	4.7	7	0
11/15	at Baltimore	2	23	11.5	12	0
11/19	vs. Tennessee	5	28	5.6	12	1
11/29	vs. San Diego	9	116	12.9	34	1
12/06	at Tennessee	2	15	7.5	9t	1
12/13	vs. Indianapolis	5	54	10.8	30	1
12/20	vs. Atlanta	6	79	13.2	22	0
12/27	at New Orleans	2	12	6.0	8	0
01/03	at Houston	2	12	6.0	6	0
2015 totals:		46	455	9.9	34	5

2014 GAME-BY-GAME STATISTICS

DATE	GAME	RECS	YDS	AVG.	LG	TD
09/07	vs. Indianapolis	7	104	14.9	35t	3
09/14	vs. Kansas City	4	39	9.8	16	1
09/21	at Seattle	3	17	5.7	9	1
	BYE WEEK					
10/05	vs. Arizona	6	66	11.0	25	2
10/12	at N.Y. Jets	4	51	12.8	22t	2
10/19	vs. San Francisco	4	27	6.8	10	0
10/23	vs. San Diego	2	23	11.5	17	0
11/02	at New England	2	33	16.5	18t	1
11/09	at Oakland	6	63	10.5	32t	2
11/16	at St. Louis	2	3	1.5	2	0
11/23	vs. Miami			ina		
11/30	at Kansas City			ina		
12/07	vs. Buffalo			DNP		
12/14	at San Diego	1	30	30.0	30	0
12/22	at Cincinnati	2	33	16.5	26	0
12/28	vs. Oakland	0	0	0.0	0	0
2014 totals:		43	489	11.4	35t	12
01/11	vs. Indianapolis	6	53	8.8	32	0
Postseason totals:		6	52	8.8	32	0

2013 GAME-BY-GAME STATISTICS

DATE	GAME	RECS	YDS	AVG.	LG	TD
09/05	vs. Baltimore	5	110	22.0	44	2
09/15	at N.Y. Giants	6	47	7.8	19	1
09/23	vs. Oakland	3	37	12.3	14	1
09/29	vs. Philadelphia	4	43	10.8	13	0
10/06	at Dallas	9	122	13.6	29	2
10/13	vs. Jacksonville	4	22	5.5	11	1
10/20	at Indianapolis	5	41	8.2	13	1
10/27	vs. Washington	3	29	9.7	19	0
	BYE WEEK					
11/10	at San Diego	3	96	32.0	74t	1
11/17	vs. Kansas City	3	43	14.3	20	1
11/24	at New England			ina		
12/01	at Kansas City			ina		
12/08	vs. Tennessee	5	35	7.0	12	1
12/12	vs. San Diego	4	49	12.3	22	0
12/22	at Houston	6	78	13.0	25t	1
12/29	at Oakland	5	36	7.2	10	0
2013 totals:		65	788	12.1	74t	12
01/12	vs. San Diego	6	76	12.7	12	0
01/19	vs. New England	8	85	10.6	37	0
02/02	vs. Seattle	4	27	6.8	11	0
Postseason totals:		18	188	10.4	37	0

2012 GAME-BY-GAME STATISTICS

DATE	GAME	RECS	YDS	AVG.	LG	TD
09/09	vs. Pittsburgh	0	0	0.0	0	0
09/17	at Atlanta	0	0	0.0	0	0
09/23	vs. Houston	0	0	0.0	0	0
09/30	vs. Oakland	0	0	0.0	0	0
10/07	at New England			ina		
10/15	at San Diego			ina		
	BYE WEEK					
10/28	vs. New Orleans			ina		
11/04	at Cincinnati			ina		
11/11	at Carolina			ina		
11/18	vs. San Diego			ina		
11/25	at Kansas City			ina		
12/02	vs. Tampa Bay			ina		
12/06	at Oakland			ina		
12/16	at Baltimore			ina		
12/23	vs. Cleveland			ina		
12/30	vs. Kansas City			ina		
2012 totals:		0	0	0.0	0	0
01/12	vs. Baltimore			ina		
Postseason totals:		0	0	0.0	0	0

2011 GAME-BY-GAME STATISTICS

DATE	GAME	RECS	YDS	AVG.	LG	TD
09/12	vs. Oakland	0	0	0.0	0	0
09/18	vs. Cincinnati	1	5	5.0	5	0
09/25	at Tennessee			ina		
10/02	at Green Bay			ina		
10/09	vs. San Diego			ina		
	BYE WEEK					
10/23	at Miami			ina		
10/30	vs. Detroit	0	0	0.0	0	0
11/06	at Oakland	0	0	0.0	0	0
11/13	at Kansas City	0	0	0.0	0	0
11/17	vs. N.Y. Jets			ina		
11/27	at San Diego			ina		
12/04	at Minnesota			ina		
12/11	vs. Chicago			ina		
12/18	vs. New England			ina		
12/24	at Buffalo			ina		
01/01	vs. Kansas City			ina		
2011 totals:		1	5	5.0	5	0

PLAYER BIOS

25 PEYTON THOMPSON

FREE SAFETY

5-10 185 LBS.

SAN JOSE STATE

BORN SEPTEMBER 26, 1990

ABILENE, TEXAS

ACQ: FREE AGENT 2014

EXP: 2ND YEAR



TRANSACTIONS

Originally signed by Atlanta as an undrafted rookie on 4/30/12 ... Waived on 8/31/12 ... Signed by Atlanta to the practice squad on 9/1/12 ... Signed by Atlanta to the 90-man roster on 1/21/13 ... Waived on 8/30/13 ... Signed by Washington to the practice squad on 11/26/13 ... Signed by Washington to the 90-man roster on 13/31/13 ... Waived on 8/9/14 ... Signed by Chicago on 8/18/14 ... Waived on 8/24/14 ... Signed by Jacksonville to the practice squad on 9/1/14 ... Signed to Jacksonville's active roster on 10/25/14 ... Waived on 11/11/14 ... Signed by Jacksonville to the practice squad on 11/12/14 ... Waived on 9/5/15 ... Signed by Jacksonville to the practice squad on 9/6/15 ... Signed to Jacksonville's active roster on 9/19/15

PRO (Games played/started - 22/0)

- Second-year CB has spent time with Atlanta, Washington, Chicago and Jacksonville
- Entered NFL as an undrafted rookie with the Falcons in 2012

2016 (w/ JAX - 5/0)

- **9/11 vs. G.B.:** Played 18 snaps on special teams in the team's season opener
- **9/18 at S.D.:** Saw action on special teams
- **9/25 vs. BAL:** Saw action on special teams
- **10/2 vs. IND:** Made one stop on special teams
- **10/16 at CHI:** Saw action on special teams

2015 (w/ JAX - 15/0)

Played in 15 games after promotion from the practice squad after Week 1 ... Totaled eight tackles (six solo), one pass defended and 0.5 sacks

- **9/20 vs. MIA:** Made two solo tackles and recorded one pass defended in season debut
- **9/27 at N.E.:** Made two solo tackles at CB and FS and saw action on special teams
- **1/3 at HOU:** Saw action at CB and on special teams ... Tallied one tackle and 0.5 sacks

2014 (w/ JAX - 2/0)

Saw action in two games

- **11/2 at CIN:** Made his NFL debut

2013 (w/ WAS - ps)

Spent the offseason with the Atlanta Falcons before being released on Aug. 30 ... Signed to the Redskins' practice squad in Week 13

2012 (w/ ATL - ps)

Spent the season on the Atlanta's practice squad

COLLEGE (at San Jose State, 2008-11)

- Credited with 186 tackles (125 solo), 10.5 tackles for loss, seven interceptions, one sack, two forced fumbles, two fumble recoveries and 22 passes defended in his four seasons at San Jose State
- As a senior in 2011, played in all 13 games with 11 starts
- Shared the team lead with 10 pass break-ups and finished second on the team with two interceptions that year
- Also added 82 total tackles, which ranked third for the Spartans
- Graduated with a degree in sociology
- Twitter handle is @tattedNspatted

PERSONAL

- Attended Granite Bay (Calif.) High School, where he was a two-time Sacramento Bee honorable mention All-Metro
- Lettered in football and track
- Averaged 6.4 yards per carry, caught 21 passes for 292 yards and averaged 25.7 yards per kickoff return in 2007
- Set a school record in the 400-yard dash (48.2 seconds)
- Native of Abilene, Texas

REGULAR SEASON CAREER STATISTICS

YEAR	TEAM	GP/GS	TKL	SOLO	ASST	SACKS	FF	FR	PD	INT
2014	JAX	2/0	0	0	0	0.0	0	0	0	0
2015	JAX	15/0	8	6	2	0.5	0	0	1	0
2016	JAX	5/0	0	0	0	0.0	0	0	0	0
Career totals: 2 yrs.22/0			8	6	2	0.5	0	0	1	0

Additional statistics: five special teams tackles in 2015; one in 2016

CAREER HIGHS

	GAME	SEASON
Tackles:	2 (two times, last: 9/27/15 at N.E.)	8 (2015)
Sacks:	0.5 (1/3/15 at HOU)	0.5 (2015)
Passes defended:	1 (9/20/15 vs. MIA)	1 (2015)

2016 GAME-BY-GAME STATISTICS

DATE	GAME	TKL	SOLO	ASST	SACKS	FF	FR	PD	INT	
09/11	vs. Green Bay	0	0	0	0.0	0	0	0	0	
09/18	at San Diego	0	0	0	0.0	0	0	0	0	
09/25	vs. Baltimore	0	0	0	0.0	0	0	0	0	
10/02	vs. Indianapolis	0	0	0	0.0	0	0	0	0	
BYE WEEK										
10/16	at Chicago	0	0	0	0.0	0	0	0	0	
10/23	vs. Oakland									
10/27	at Tennessee									
11/06	at Kansas City									
11/13	vs. Houston									
11/20	at Detroit									
11/27	at Buffalo									
12/04	vs. Denver									
12/11	vs. Minnesota									
12/18	at Houston									
12/24	vs. Tennessee									
01/01	at Indianapolis									
2016 totals:		0	0	0	0.0	0	0	0	0	

2015 GAME-BY-GAME STATISTICS

DATE	GAME	TKL	SOLO	ASST	SACKS	FF	FR	PD	INT
09/13	vs. Carolina				ps				
09/20	vs. Miami	2	2	0	0.0	0	0	1	0
09/27	at New England	2	2	0	0.0	0	0	0	0
10/04	at Indianapolis	1	0	1	0.0	0	0	0	0
10/11	at Tampa Bay	0	0	0	0.0	0	0	0	0
10/18	vs. Houston	0	0	0	0.0	0	0	0	0
10/25	vs. Buffalo	0	0	0	0.0	0	0	0	0
11/01	BYE WEEK								
11/08	at N.Y. Jets	1	1	0	0.0	0	0	0	0
11/15	at Baltimore	0	0	0	0.0	0	0	0	0
11/19	vs. Tennessee	0	0	0	0.0	0	0	0	0
11/29	vs. San Diego	0	0	0	0.0	0	0	0	0
12/06	at Tennessee	0	0	0	0.0	0	0	0	0
12/13	vs. Indianapolis	0	0	0	0.0	0	0	0	0
12/20	vs. Atlanta	1	1	0	0.0	0	0	0	0
12/27	at New Orleans	0	0	0	0.0	0	0	0	0
01/03	at Houston	1	0	1	0.5	0	0	0	0
2015 totals:		8	6	2	0.5	0	0	1	0

Additional statistics: five special teams tackles in 2015

PLAYER BIOS

46

CARSON TINKER

LONG SNAPPER

6-0 250 LBS.

ALABAMA

BORN NOVEMBER 15, 1989

MURFREESBORO, TENNESSEE

ACQ: ROOKIE FREE AGENT 2013

EXP: 4TH YEAR



TRANSACTIONS

Originally signed by Jacksonville as an undrafted rookie on 4/27/13

PRO (Games played/started - 53/0)

- Fourth-year LS has played in all 53 games to begin his career
- Was originally signed as an undrafted rookie in 2013 and earned the job in the preseason
- Has 13 career special teams tackles

2016 (w/ JAX - 5/0)

Voted special teams captain by teammates

- **9/11 vs. G.B.:** Served as the long snapper in the team's season opener
- **9/18 at S.D.:** Served as the team's long snapper
- **9/25 vs. BAL:** Served as the team's long snapper
- **10/2 vs. IND:** Served as the team's long snapper
- **10/16 at CHI:** Served as the team's long snapper

2015 (w/ JAX - 16/0)

Served as the team's long snapper in all 16 games and finished second on the team with six special teams tackles

- **9/20 vs. MIA:** Served as the long snapper for P **Bryan Anger's** seven punts and K **Jason Myers'** three made field goals, including a 28-yard game-winner with 40 seconds remaining in the fourth quarter
- **11/8 at NYJ:** Served as the team's long snapper on two PATs, three FGs and five punts, and made one special teams tackle
- **11/15 at BAL:** Served as the team's long snapper on three made field goals from Myers, including the 53-yard game-winner with no time left on the clock
- **12/13 vs. TEN:** Served as the team's long snapper on seven extra points, five punts and one field goal ... Added a special teams tackle

2014 (w/ JAX - 16/0)

Played in all 16 games for the second consecutive season ... Totaled five special teams tackles

- **9/7 at PHI:** Led team with two special teams tackles in the season-opener
- **11/2 at CIN:** Had one special teams tackle
- **11/30 vs. NYG:** Totaled one special teams tackle
- **12/28 at HOU:** Had one special teams tackle

2013 (w/ JAX - 16/0)

Played in all 16 games as a rookie ... Won the LS job in the preseason ... Had two special teams tackles

- **9/8 vs. KC:** Made NFL debut and served as long snapper on franchise-record 11 punts
- **9/29 vs. IND:** Saw action as long snapper on special teams and made first career tackle
- **11/17 vs. ARI:** Had one special teams tackle
- **12/1 at CLE:** Had one special teams tackle on punt return in the first quarter

COLLEGE (at Alabama, 2008-12)

- Two-year letterman
- Appeared in 38 games at LS
- Started all 13 games as a senior and successfully completed 133 of 135 snapping attempts
- As a junior, handled both field goal/extra point duties and punt duties and successfully completed all 130 snapping opportunities (91 FG/PAT and 39 punts)
- As a sophomore, started all 13 games and was 121 of 123 on snapping opportunities (58 PAT, 40 punts and 24 FG)
- As a freshman, saw action in a 45-0 win over Chattanooga on homecoming
- Redshirted in 2008
- Majored in pre-business

PERSONAL

- Attended Riverdale (Tenn.) High School
- Led team to an 11-1 record as a senior
- Went 11-2 as a junior
- Twitter handle is @carsontink

PLAYER BIOS

81 BRYAN WALTERS

WIDE RECEIVER

6-0 195 LBS.

CORNELL

BORN NOVEMBER 4, 1987

BOTHELL, WASHINGTON

ACQ: FREE AGENT 2015

EXP: 5TH YEAR



TRANSACTIONS

Originally signed by San Diego as an undrafted rookie on 4/26/10 ... Waived on 8/5/10 ... Signed by San Diego to the practice squad on 12/1/10 ... Signed by San Diego to the 90-man roster on 1/12/11 ... Waived on 10/31/11 ... Signed by San Diego to the practice squad on 11/2/11 ... Promoted to the active roster on 11/5/11 ... Waived on 11/19/11 ... Signed by San Diego to the practice squad on 11/22/11 ... Promoted to the active roster on 11/26/11 ... Waived on 3/13/12 ... Signed by Minnesota on 4/2/12 ... Waived on 8/25/12 ... Signed by Seattle to the practice squad on 12/20/12 ... Signed by Seattle to the 90-man roster on 1/15/13 ... Waived on 8/31/13 ... Signed by Seattle to the practice squad on 9/2/13 ... Released from the practice squad on 9/21/13 ... Signed by Seattle to the practice squad on 9/23/13 ... Promoted to the active roster on 10/12/13 ... Waived on 11/9/13 ... Signed by Seattle to the practice squad on 11/12/13 ... Promoted to the active roster on 12/19/13 ... Waived on 8/30/14 ... Signed by Seattle to the active roster on 9/1/14 ... Waived on 11/1/14 ... Signed by Seattle to the active roster on 11/4/14 ... Signed by Jacksonville on 3/13/15 ... Waived on 9/19/15 ... Signed by Jacksonville on 9/22/15 ... Released on 9/24/16 ... Signed by Jacksonville on 9/26/16

PRO (Games played/started - 34/1, 4/0)

- WR and return specialist has spent time with San Diego, Minnesota and Seattle before signing with the Jaguars on March 13, 2015
- Has appeared in 34 games with one start and has caught 41 passes for 452 yards (11.0 rec. avg.) and has returned 43 punts for 282 yards (6.6 PR avg.)
- Has appeared in four postseason games, including Super Bowl XLIV, where he returned two punts for six yards

2016 (w/ JAX - 2/0)

- **9/11 vs. G.B.:** Inactive
- **9/18 at S.D.:** Inactive
- **9/25 vs. BAL:** Not on roster
- **10/2 vs. IND:** Saw three snaps at WR and contributed on special teams
- **10/16 at CHI:** Saw two snaps at WR and saw action on special teams

2015 (w/ JAX - 11/0)

Played in 11 games and set career highs with 32 receptions for 368 yards and one TD ... Caught 32 of 42 targets to lead the team in receptions per target (76.2 percent), which ranks fourth among NFL WRs

- **10/4 at IND:** Made two catches for 27 yards (13.5 rec. avg.) and returned three punts for 17 yards (5.7 avg.)
- **10/18 vs. HOU:** Recorded a career-high eight receptions for a career-best 87 yards (10.9 rec. avg.)
- **11/8 at NYJ:** Had five catches for 54 yards (10.8 avg.) and his first career TD
- **11/15 at BAL:** Had three receptions for 430 yards (11.3 rec. avg.) and had two punt returns for two yards (1.0 avg.)
- **11/19 vs. TEN:** Had two receptions for 35 yards (17.5 rec. avg.) with a career-long 31-yard reception

2014 (w/ SEA - 13/0)

Saw action in a career-high 13 games ... Season totals include six receptions for 57 yards (9.5 rec. avg.) and one rush for -2 yards ... Appeared in all three postseason games

2013 (w/ SEA - 4/1)

Saw action in four games and made one start

- **12/29 vs. STL:** Made his first career start

2012 (w/ SEA - ps)

Spent the final two weeks of the 2012 season on Seattle's practice squad

2011 (w/ S.D. - 4/0)

Appeared in four games

- **9/11 vs. MIA:** Made his NFL debut and caught two passes for 21 yards and returned six punts for 38 yards (7.6 PR avg.)

2010 (w/ S.D. - ps)

Spent the final five weeks of the 2010 season on San Diego's practice squad

COLLEGE (at Cornell, 2007-10)

- Became the first player in school history to sign an NFL contract since Kevin Boothe (2006)
- Finished second in the Ivy League with 76.4 receiving yards per game and fifth in

the conference with 5.0 receptions per game

- Caught six receiving TDs as a senior
- Second-team All-Ivy selection as a WR and return specialist
- Led the conference and finished fifth in the NCAA with 171.6 all-purpose yards per game, the second-highest in school history

PERSONAL

- Attended Juanita (Wash.) High School where he was a three-time all-league selection at WR and DB
- Team captain as a senior
- Set the school record for all-purpose yards, total offense in a season and completions and INTs in a game
- Named the team's Offensive MVP as a junior and the school's Most Valuable Player as a senior
- National Football Foundation Scholar-Athlete
- As a senior, completed 74 of 153 passes for 1,190 yards and 12 TDs, rushed for 596 yards and eight TDs
- Three-time all-league selection in baseball and two-year captain and all-league selection in basketball
- Son of Rob and Carol Walters
- Twitter handle is @BWalt19

REGULAR SEASON CAREER STATISTICS

YEAR	TEAM	GP/GS	RECEIVING				
			RECs	YDS	AVG.	LG	TD
2011	S.D.	4/0	3	27	9.0	13	0
2013	SEA	4/1	0	0	0.0	0	0
2014	SEA	13/0	6	57	9.5	17	0
2015	JAX	11/0	32	368	11.5	31	1
2016	JAX	2/0	0	0	0.0	0	0
NFL totals: 5 yrs.		34/1	41	452	11.0	31	1

YEAR	TEAM	GP/GS	PUNT RETURNS					
			NO	FC	YDS	AVG.	LG	TD
2011	S.D.	4/0	8	3	45	5.6	13	0
2013	SEA	4/1	0	0	0	0.0	0	0
2014	SEA	13/0	27	23	207	7.7	21	0
2015	JAX	11/0	8	7	30	3.8	14	0
2016	JAX	2/0	1	1	0	0.0	0	0
NFL totals: 5 yrs.		34/1	44	34	282	6.6	21	0

Additional statistics:

Rushing: one attempt for -2 yards in 2014

Passing: 0-for-1 in 2015

Kick return: four returns for 80 yards (20.0 avg.) in 2015; two returns for 43 yards (21.5 avg.) in 2014

POSTSEASON CAREER STATISTICS

YEAR	TEAM	GP/GS	RECEIVING				
			RECs	YDS	AVG.	LG	TD
2013	SEA	1/0	0	0	0.0	0	0
2014	SEA	3/0	0	0	0.0	0	0
NFL totals: 4 yrs.		4/0	0	0	0.0	0	0

YEAR	TEAM	GP/GS	PUNT RETURNS					
			NO	FC	YDS	AVG.	LG	TD
2013	SEA	1/0	0	0	0	0.0	0	0
2014	SEA	3/0	6	4	36	6.0	14	0
NFL totals: 4 yrs.		4/0	6	4	36	6.6	21	0

CAREER HIGHS

	GAME	SEASON
Receptions:	8 (10/18/15 vs. HOU)	32 (2015)
Receiving yards:	87 (10/18/15 vs. HOU)	368 (2015)
Longest reception:	31 (11/19/15 vs. TEN)	31 (2015)
Receiving touchdowns:	1 (11/8/15 at NYJ)	1 (2015)
Punt returns:	5 (two times, last: 10/6/14 at WAS)	27 (2014)
Punt return yards:	54 (10/6/14 at WAS)	207 (2014)
Longest punt return:	21 (two times, last: 11/23/14 vs. ARI)	21 (2014)

PLAYER BIOS



2016 GAME-BY-GAME STATISTICS

DATE	GAME	RECEIVING		AVG.	LG	TD
		RECs	YDS			
09/11	vs. Green Bay		ina			
09/18	at San Diego		ina			
09/25	vs. Baltimore		--			
10/02	vs. Indianapolis	0	0	0.0	0	0
	BYE WEEK					
10/16	at Chicago	0	0	0.0	0	0
10/23	vs. Oakland					
10/27	at Tennessee					
11/06	at Kansas City					
11/13	vs. Houston					
11/20	at Detroit					
11/27	at Buffalo					
12/04	vs. Denver					
12/11	vs. Minnesota					
12/18	at Houston					
12/24	vs. Tennessee					
01/01	at Indianapolis					
2016 totals:		0	0	0.0	0	0

DATE	GAME	PUNT RETURNS		AVG.	LG	TD
		NO.	YDS			
09/11	vs. Green Bay		ina			
09/18	at San Diego		ina			
09/25	vs. Baltimore		--			
10/02	vs. Indianapolis	0	0	0.0	0	0
	BYE WEEK					
10/16	at Chicago	1	0	0.0	0	0
10/23	vs. Oakland					
10/27	at Tennessee					
11/06	at Kansas City					
11/13	vs. Houston					
11/20	at Detroit					
11/27	at Buffalo					
12/04	vs. Denver					
12/11	vs. Minnesota					
12/18	at Houston					
12/24	vs. Tennessee					
01/01	at Indianapolis					
2016 totals:						



2015 GAME-BY-GAME STATISTICS

DATE	GAME	RECEIVING		AVG.	LG	TD
		RECs	YDS			
09/13	vs. Carolina	2	17	8.5	13	0
09/20	vs. Miami			--		
09/27	at New England	2	28	14.0	23	0
10/04	at Indianapolis	2	27	13.5	14	0
10/11	at Tampa Bay	4	64	16.0	24	0
10/18	vs. Houston	8	87	11.8	29	0
10/25	vs. Buffalo	1	5	5.0	5	0
	BYE WEEK					
11/08	at N.Y. Jets	5	54	10.8	20t	1
11/15	at Baltimore	3	29	9.7	17	0
11/19	vs. Tennessee	2	35	17.5	31	0
11/29	vs. San Diego	1	4	4.0	4	0
12/06	at Tennessee	2	18	9.0	12	0
12/13	vs. Indianapolis			ina		
12/20	vs. Atlanta			ina		
12/27	at New Orleans			ina		
01/03	at Houston			ina		
2015 totals:		32	368	11.5	31	1

DATE	GAME	PUNT RETURNS		AVG.	LG	TD
		NO.	YDS			
09/13	vs. Carolina	0	0	0.0	0	0
09/20	vs. Miami			--		
09/27	at New England	0	0	0.0	0	0
10/04	at Indianapolis	3	17	5.7	14	0
10/11	at Tampa Bay	1	0	0.0	0	0
10/18	vs. Houston	1	7	7.0	7	0
10/25	vs. Buffalo	0	0	0.0	0	0
	BYE WEEK					
11/08	at N.Y. Jets	0	0	0.0	0	0
11/15	at Baltimore	2	2	1.0	2	0
11/19	vs. Tennessee	0	0	0.0	0	0
11/29	vs. San Diego	0	0	0.0	0	0
12/06	at Tennessee	1	4	4.0	4	0
12/13	vs. Indianapolis			ina		
12/20	vs. Atlanta			ina		
12/27	at New Orleans			ina		
01/03	at Houston			ina		
2015 totals:		8	30	3.8	14	0

PLAYER BIOS



2014 GAME-BY-GAME STATISTICS

DATE	GAME	RECEIVING				
		RECS	YDS	AVG.	LG	TD
09/04	vs. Green Bay	0	0	0.0	0	0
09/14	at San Diego	2	17	8.5	17	0
09/21	vs. Denver	2	22	11.0	11	0
	BYE WEEK					
10/06	at Washington	0	0	0.0	0	0
10/12	vs. Dallas	1	5	5.0	5	0
10/19	at St. Louis	0	0	0.0	0	0
10/26	at Carolina			ina		
11/02	vs. Oakland			--		
11/09	vs. N.Y. Giants	0	0	0.0	0	0
11/16	at Kansas City	0	0	0.0	0	0
11/23	vs. Arizona	0	0	0.0	0	0
11/27	at San Francisco	0	0	0.0	0	0
12/07	at Philadelphia			ina		
12/14	vs. San Francisco	0	0	0.0	0	0
12/21	at Arizona	1	13	13.0	13	0
12/28	vs. St. Louis	0	0	0.0	0	0
2014 totals:		32	368	11.5	31	1
01/10	vs. Carolina	0	0	0.0	0	0
01/18	vs. Green Bay	0	0	0.0	0	0
02/01	vs. New England	0	0	0.0	0	0
Postseason totals:		0	0	0.0	0	0

DATE	GAME	PUNT RETURNS				
		NO.	YDS	AVG.	LG	TD
09/04	vs. Green Bay	0	0	0.0	0	0
09/14	at San Diego	0	0	0.0	0	0
09/21	vs. Denver	5	36	7.2	11	0
	BYE WEEK					
10/06	at Washington	5	54	10.8	21	0
10/12	vs. Dallas	0	0	0.0	0	0
10/19	at St. Louis	2	19	9.5	10	0
10/26	at Carolina			ina		
11/02	vs. Oakland			--		
11/09	vs. N.Y. Giants	2	1	0.5	2	0
11/16	at Kansas City	1	10	10.0	10	0
11/23	vs. Arizona	2	32	16.0	21	0
11/27	at San Francisco	4	29	7.3	13	0
12/07	at Philadelphia			ina		
12/14	vs. San Francisco	3	19	6.3	19	0
12/21	at Arizona	1	0	0.0	0	0
12/28	vs. St. Louis	2	7	3.5	4	0
2014 totals:		27	207	7.7	21	0
01/10	vs. Carolina	1	9	9.0	9	0
01/18	vs. Green Bay	3	21	7.0	14	0
02/01	vs. New England	2	6	3.0	6	0
Postseason totals:		6	36	6.0	14	0

PLAYER BIOS

[47]

JARROD WILSON



SAFETY

6-2 210 LBS.

MICHIGAN

BORN FEBRUARY 9, 1994

AKRON, OHIO

ACQ: FREE AGENT 2016

EXP: ROOKIE

TRANSACTIONS

Originally signed by Jacksonville as a rookie free agent on May 1, 2016

PRO (Games played/started - 5/0)

Made his NFL debut in Week 1 of the 2016 season

2016 (w/ JAX - 5/0)

- **9/11 vs. G.B.:** Made his NFL and Jaguars debut and played 12 snaps on special teams
- **9/18 at S.D.:** Played four snaps at SS and four snaps on special teams
- **9/25 vs. BAL:** Saw action on special teams
- **10/2 vs. IND:** Played one snap at safety and contributed on special teams
- **10/16 at CHI:** Saw one snap at SS and contributed on special teams

COLLEGE (at Michigan, 2012-15)

- Four-year letterman
- Appeared in 48 games with 31 starts
- Career totals include 169 tackles, 4 tackles for loss, one forced fumble, one fumble recovery, four INTs and seven passes defensed
- Named a 2015 All-Big Ten honorable mention
- As a senior in 2015, started all 13 games at safety
- As a junior in 2014, started 10 games at safety and totaled 50 tackles and one forced fumble
- Majored in general studies in the College of Literature, Science and the Arts

PERSONAL

- Attended Akron (Ohio) Buchtel High School where he played for former Michigan RB Ricky Powers
- Registered 71 tackles and three INTs, including one pick-six, as a senior in 2011 en route to first-team All-State honors
- Also lettered in basketball
- His uncle, Dave Young, played at Purdue and for the Baltimore Colts

REGULAR SEASON CAREER STATISTICS

YEAR	TEAM	GP/GS	TKL	SOLO	ASST	SACKS	FF	FR	PD	INT
2016	JAX	5/0	0	0	0	0.0	0	0	0	0
Career totals:		1 yr. 5/0	0	0	0	0.0	0	0	0	0


2016 GAME-BY-GAME STATISTICS

DATE	GAME	TKL	SOLO	ASST	SACKS	FF	FR	PD	INT	
09/11	vs. Green Bay	0	0	0	0.0	0	0	0	0	
09/18	at San Diego	0	0	0	0.0	0	0	0	0	
09/25	vs. Baltimore	0	0	0	0.0	0	0	0	0	
10/02	vs. Indianapolis	0	0	0	0.0	0	0	0	0	
BYE WEEK										
10/16	at Chicago	0	0	0	0.0	0	0	0	0	
10/23	vs. Oakland									
10/27	at Tennessee									
11/06	at Kansas City									
11/13	vs. Houston									
11/20	at Detroit									
11/27	at Buffalo									
12/04	vs. Denver									
12/11	vs. Minnesota									
12/18	at Houston									
12/24	vs. Tennessee									
01/01	at Indianapolis									
2016 totals:		0	0	0	0.0	0	0	0	0	

PLAYER BIOS

24

T.J. YELDON



RUNNING BACK

6-1 225 LBS.

ALABAMA

BORN OCTOBER 2, 1993

DAHPNE, ALABAMA

ACQ: 2ND ROUND OF 2015 DRAFT (36TH)

EXP: 2ND YEAR

TRANSACTIONS

Originally drafted by Jacksonville in the second round (36th overall) of the 2015 Draft

PRO (Games played/started - 17/17)

Second-year RB totaled 236 carries for 916 yards and three TDs, and 55 receptions for 381 yards and one TD

2016 (w/ JAX - 5/5)

- **9/11 vs. G.B.:** Started at RB and rushed 21 times for 39 yards and one TD
- **9/18 at S.D.:** Rushed seven times for 28 yards (4.0 avg.)
- **9/25 vs. BAL:** Rushed six times for 17 yards and also had 2 receptions for 11 yards
- **10/2 vs. IND:** Rushed 14 times for 71 yards (5.1 avg.) and recorded four receptions for 46 yards
- **10/16 at CHI:** Rushed six times for 21 yards and posted one reception for five yards

2015 (w/ JAX - 12/12)

Played and started in 12 games during his rookie season ... Totaled 182 rushes for 740 yards (4.1 rush avg.) and two TDs and 36 receptions for 279 yards (7.8 rec. avg.) and one TD ... His 740 rushing yards are the most by a Jaguars rookie in a single season since **Maurice Jones-Drew** (941 yards) in 2006 ... Ranked fourth among NFL rookies with 1,019 scrimmage yards (740 rushing, 279 receiving)

- **9/13 vs. CAR:** Rushed 12 times for 51 yards (4.3 avg.) and had three receptions for 16 yards (5.3 avg.) in NFL debut
- **9/20 vs. MIA:** Rushed 25 times for 70 yards (2.8 avg.) and had three receptions for 13 yards (4.3 avg.)
- **10/4 at IND:** Recorded his first 100-yard rushing game of his career, tallying 22 rushes for 105 yards (4.8 avg.), including a career-long 36-yard scamper in OT ... Also had two catches for four yards (2.0 rec. avg.) ... Became first Jaguars rookie RB to rush for 100 yards since Jones-Drew recorded 131 yards on 12/24/06 versus New England
- **10/11 at T.B.:** Rushed 11 times for 32 yards (2.9 rush avg.) and had five receptions for 31 yards (6.2 rec. avg.), including his first career NFL touchdown
- **10/25 vs. BUF:** Rushed 20 times for a season- and career-high 115 yards and his first career TD
- **11/8 at NYJ:** Rushed 14 times for 64 yards (4.6 rush avg.), including a career-long 45-yard carry in the fourth quarter
- **12/6 at TEN:** Rushed 15 times for 57 yards (3.8 rush avg.) and one TD, and had four receptions for a career-high 79 receiving yards, including a career-long reception of 67 yards

COLLEGE (at Alabama, 2012-14)

- Appeared in 39 games with 21 starts and finished fourth in school history with 3,322 career rushing yards and third with 37 career rushing TDs
- Only player in school history to rush for 1,000-plus yards in his first two seasons
- Fifth player in program history to rush for 1,000-plus yards in multiple seasons, joining **Johnny Musso** (1970-71), **Bobby Humphrey** (1986-87), **Shaun Alexander** (1998-99) and **Kenneth Darby** (2004-05)
- Finished 243 yards behind Alexander's school record of 3,565 yards (1996-99)
- Only player in school history to be named the Dixie Howell Memorial Most Valuable Player of the A-Day Game three times

PERSONAL

- Attended Daphne (Ala.) High School where he played for coach Glenn Vickery
- Named Mr. Football for the state of Alabama by the Alabama Sports Writers Association
- First-team All-State selection by the ASWA
- Second-team USA Today High School All-America selection
- Five-star recruit according to Rivals.com and 247sports.com
- Totaled 6,155 scrimmage yards in four years with 73 TDs
- Won the 2010 Alabama 6A State Championship
- Twitter handle is @T_Yeldon

REGULAR SEASON CAREER STATISTICS

YEAR	TEAM	GP/GS	RUSHING					RECEIVING				
			NO	YDS	AVG	LG	TD	NO	YDS	AVG	LG	TD
2015	JAX	12/12	182	740	4.1	45	2	36	279	7.8	67	1
2016	JAX	5/5	54	176	3.3	15	1	19	102	5.4	16	0
NFL totals: 2 yrs. 17/17			236	916	3.9	45	3	55	381	6.9	67	1

CAREER HIGHS

	GAME	SEASON
Rushing attempts:	25 (9/20/15 vs. MIA)	182 (2015)
Rushing yards:	115 (10/25/15 vs. BUF)	740 (2015)
Longest rush:	45 (11/8/15 at NYJ)	45 (2015)
Rushing touchdowns:	1 (three times, last: 9/11/16 vs. G.B.)	2 (2014)
Receptions:	8 (9/18/16 at S.D.)	36 (2015)
Receiving yards:	79 (12/6/15 at TEN)	279 (2015)
Longest reception:	67 (12/6/15 at TEN)	67 (2015)
Receiving touchdowns:	1 (10/11/15 at T.B.)	1 (2015)

2016 GAME-BY-GAME STATISTICS

DATE	GAME	RUSHING					RECEIVING				
		NO	YDS	AVG	LG	TD	NO	YDS	AVG	LG	TD
09/11	vs. Green Bay	21	39	1.9	7	1	4	30	7.5	11	0
09/18	at San Diego	7	28	4.0	15	0	8	10	1.3	8	0
09/25	vs. Baltimore	6	17	2.8	9	0	2	11	5.5	6	0
10/02	vs. Indianapolis	14	71	5.1	15	0	4	46	11.5	16	0
BYE WEEK											
10/16	at Chicago	6	21	3.5	13	0	1	5	5.0	5	0
10/23	vs. Oakland										
10/27	at Tennessee										
11/06	at Kansas City										
11/13	vs. Houston										
11/20	at Detroit										
11/27	at Buffalo										
12/04	vs. Denver										
12/11	vs. Minnesota										
12/18	at Houston										
12/24	vs. Tennessee										
01/01	at Indianapolis										
2016 totals:		54	176	3.3	15	1	19	102	5.4	16	0

2015 GAME-BY-GAME STATISTICS

DATE	GAME	RUSHING					RECEIVING				
		NO	YDS	AVG	LG	TD	NO	YDS	AVG	LG	TD
09/13	vs. Carolina	12	51	4.3	14	0	3	16	5.3	7	0
09/20	vs. Miami	25	70	2.8	12	0	3	13	4.3	11	0
09/27	at New England	11	33	3.0	8	0	2	9	4.5	9	0
10/04	at Indianapolis	22	105	4.8	36	0	2	4	2.0	5	0
10/11	at Tampa Bay	11	32	2.9	10	0	5	31	6.2	13	1
10/18	vs. Houston										
10/25	vs. Buffalo	20	115	5.8	28t	1	1	9	9.0	9	0
BYE WEEK											
11/08	at N.Y. Jets	14	64	4.6	45	0	3	37	12.3	21	0
11/15	at Baltimore	18	61	3.4	16	0	5	6	1.2	7	0
11/19	vs. Tennessee	14	54	3.9	15	0	3	28	9.3	13	0
11/29	vs. San Diego	9	36	4.0	21	0	4	46	11.5	20	0
12/06	at Tennessee	15	57	3.8	9	1	4	79	19.8	67	0
12/13	vs. Indianapolis	11	62	5.6	14	0	1	1	1.0	1	0
12/20	vs. Atlanta										
12/27	at New Orleans										
01/03	at Houston										
2015 totals:		182	740	4.1	45	2	36	279	7.8	67	1



GAME SUMMARIES

REGULAR SEASON WEEK 7 vs. OAKLAND

GAME SUMMARIES

WEEK 1 vs. GREEN BAY

Sept. 11, 2016 at EverBank Field

	1	2	3	4	OT	Final
GREEN BAY PACKERS (1-0)	7	14	3	3	-	27
JACKSONVILLE JAGUARS (0-1)	7	10	3	3	-	23

The Jaguars were stopped on 4th-and-1 at the Green Bay 14 with 14 seconds remaining to cap a 27-23 opening day loss in a close game that saw four lead changes. Following a stirring pregame commemoration of 9/11, the Jaguars had the first possession, but Green Bay scored first when the Packers' **Joe Thomas** intercepted **Blake Bortles** on the fifth play to set up the Green Bay offense at the Jacksonville 29-yard line. After a 4th down conversion at the 20, **Aaron Rodgers** scored the first touchdown on a 6-yard run. The Jaguars got their first touchdown on their second drive with a 5-yard **T.J. Yeldon** scoring run which was set up by a 37-yard **Mercedes Lewis** reception. The Jaguars claimed their first lead after the Packers' third straight 3-and-out, marching 45 yards in 12 plays to set up **Jason Myers**' 26-yard field goal in a second quarter that saw both teams combine for 24 points. Green Bay answered with a Rodgers-to-**Jordy Nelson** scoring pass to reclaim the lead at 14-10 before the Jaguars answered with a 75-yard drive resulting in a 22-yard Bortles-to-**Julius Thomas** touchdown pass for a 17-14 lead. Green Bay's second consecutive 75-yard touchdown drive made it 21-17 Packers with 13 second left in the first half when Rodgers, despite a heavy rush, threw 29 yards to **Davante Adams** at the goal line. Both teams managed only two field goals in the second half, including a 50-yarder by Myers. The Jaguars began their final drive at their own 37 with 3:17 remaining and no times out left before a 4th-down swing pass from Bortles to **Allen Hurns** came up short at the Green Bay 14. Bortles threw for 320 yards while Rodgers was held to 199, but the Jacksonville offense averaged just 1.8 yards on 26 runs. Hurns had receptions of 30 and 38 yards on two Jacksonville scoring drives, while **Allen Robinson** led the team with 6 receptions for 72 yards.

Team	Q	Time Scoring Play	Drive
G.B.	1	A. Rodgers 6 yd run (M. Crosby kick)	6-29 (5:47)
Jax.	1	T. Yeldon 5 yd. run (J. Myers kick)	3-48 (1:24)
Jax.	2	J. Myers 26 yd. Field Goal	12-45(5:52)
G.B.	2	J. Nelson 6 yd. pass from A. Rodgers (M. Crosby kick)	9-75 (4:43)
Jax.	2	J. Thomas 22 yd. pass from B. Bortles (J. Myers kick)	7-75 (1:56)
G.B.	2	D. Adams 29 yd. pass from A. Rodgers (M. Crosby kick)	5-75 (0:56)
G.B.	3	M. Crosby Field Goal	13-68 (4:48)
Jax.	3	J. Myers 39 yd. Field Goal	10-54 (3:57)
G.B.	4	M. Crosby 20 yd. Field Goal	16-73 (9:14)
Jax.	4	J. Myers 50 yd. Field Goal	14-37 (6:49)

Team Statistics

	Packers	Jaguars
First Downs (Run-Pass-Pen)	18 (6-10-2)	20 (4-14-2)
Total Yards-Plays-Avg.	294-60-4.9	348-68-5.1
Rushing Yards-Attempts-Avg.	95-25-3.8	48-26-1.8
Net Yards Passing (Sacked-Yds)	199 (1-0)	300 (3-20)
Att-Comp-Int	34-20-0	39-24-1
Third Down Conversions (%)	7-14 (50%)	4-15 (27%)
Fourth Down Conversions (%)	1-1 (100%)	3-4 (75%)
Punts-Avg.	4-46.0	2-62.5
Fumbles-Lost	1-0	1-0
Penalties-Yards	5-24	9-79
Time of Possession	28:37	31:23

Individual Statistics

Packers Rushing: E. Lacy 14-61, A. Rodgers 4-16, R. Cobb 3-11, J. Starks 4-7
Jaguars Rushing: T. Yeldon 21-39, D. Robinson 3-7, B. Bortles 2-2

Packers Passing: A. Rodgers 20-34-199 (2 TDs)
Jaguars Passing: B. Bortles 24-39-320 (TD, INT)

Packers Receiving: R. Cobb 6-57, J. Nelson 6-32, D. Adams 3-50, R. Rodgers 1-22, E. Lacy 1-17, J. Abbrederis 1-8, J. Cook 1-7, J. Starks 1-6
Jaguars Receiving: A. Robinson 6-72, J. Thomas 5-64, A. Hurns 4-75, T. Yeldon 4-30, M. Lewis 2-48, M. Lee 2-22, R. Greene 1-9

Sacks: Packers 3.0 (M. Burnnett 1.0, N. Perry 1.0, C. Matthews 1.0)
Sacks: Jaguars 1.0 (J. Odrick 1.0)

Interceptions: Packers 1 (J. Thomas)
Interceptions: Jaguars None

Paid Attendance: 63,179 **Time:** 3:10 **Temperature:** 90 degrees

WEEK 2 AT SAN DIEGO

Sept. 18, 2016 at Qualcomm Stadium

	1	2	3	4	OT	Final
JACKSONVILLE JAGUARS (0-2)	0	0	0	14	-	14
SAN DIEGO CHARGERS (1-1)	7	14	14	3	-	38

The Chargers bolted to an early and commanding lead and never looked back in posting a lopsided 38-14 win in their home opener. Scoring touchdowns on three of their first four possessions, the Chargers led 21-0 midway through the second quarter on a **Melvin Gordon** 3-yard run and Philip Rivers touchdown passes of 6 and 2 yards to **Travis Benjamin** and **Antonio Gates**. **Tyrell Williams'** 44-yard touchdown catch-and run and a Benjamin 45-yard catch made it 35-0 at the end of the third quarter, by which time the Jaguars had four punts, three turnovers and a missed 54-yard field goal try. In the fourth quarter the Jaguars put together two scoring drives, marching 75 yards in 12 plays with **Mercedes Lewis** catching a 4-yard touchdown pass from **Blake Bortles**, and Bortles throwing 15 yards to Corey Grant on the team's final possession. On the day San Diego had five red zone and goal-to-go situations and came away with three touchdowns, a field goal and a lost fumble. Bortles tied his career high with 50 pass attempts, completing 31 for 329 yards with 2 touchdowns and 2 interceptions, and was the Jaguars' leading rusher with 34 yards on the ground, while Rivers threw for 4 touchdowns. **Dante Fowler Jr.** turned in the first two sacks of his career while rookie **Yannick Ngakoue** also got his first, but the Jaguars could not overcome 13 penalties and 3 turnovers.

Team	Q	Time Scoring Play	Drive
S.D.	1	M. Gordon 3 yd. run (J. Lambo kick)	8-75 (4:46)
S.D.	2	T. Benjamin 6 yd. pass from P. Rivers (J. Lambo kick)	7-34 (3:34)
S.D.	2	A. Gates 2 yd. pass from P. Rivers (J. Lambo kick)	5-56 (2:11)
S.D.	3	Ty. Williams 44 yd. pass from P. Rivers (J. Lambo kick)	7-93 (4:18)
S.D.	3	T. Benjamin 45 yd. pass from P. Rivers (J. Lambo kick)	7-93 (4:18)
JAX	4	M. Lewis 4 yd. pass from B. Bortles (J. Myers kick)	12-75 (4:54)
S.D.	4	J. Lambo 25 yd. field goal	11-36 (5:54)
JAX	4	C. Grant 15 yd. pass from B. Bortles (J. Myers kick)	9-60 (2:30)

Team Statistics

	Jaguars	Chargers
First Downs (Run-Pass-Pen)	20 (6-13-1)	25 (10-10-5)
Total Yards-Plays-Avg.	388-63-6.2	357-63-5.7
Rushing Yards-Attempts-Avg.	69-11-6.3	150-35-4.3
Net Yards Passing (Sacked-Yds)	329 (2-10)	220 (3-13)
Att-Comp-Int	50-31-2	25-17-0
Third Down Conversions (%)	2-11 (18%)	7-13 (54%)
Fourth Down Conversions (%)	1-2 (50%)	0-0 (0%)
Punts-Avg.	4-44.8	4-43.3
Fumbles-Lost	1-1	1-1
Penalties-Yards	14-93	3-23
Time of Possession	25:08	34:52

Individual Statistics

Chargers Rushing: M. Gordon 24-102, D. Woodhead 3-27, K. Farrow 4-13, P. Rivers 1-10, K. Clemens 2--1, T. Benjamin 1--1
Jaguars Rushing: B. Bortles 3-34, T. Yeldon 7-28

Chargers Passing: P. Rivers 17-24-220 (4 TDs), K. Clemens 0-1-0
Jaguars Passing: B. Bortles 31-50-329 (2 TDs, 2 INTs)

Chargers Receiving: T. Benjamin 6-115, Ty. Williams 3-61, M. Gordon 3-18, A. gates 3-15, D. Inman 1-7, D. Woodhead 1-4
Jaguars Receiving: T. Yeldon 8-10, M. Lee 5-75, A. Hurns 5-64, J. Thomas 4-71, A. Robinson 3-54, M. Lewis 2-17, C. Grant 1-15, A. Benn 1-9, R. Greene 1-7, D. Robinson 1-7

Sacks: Chargers 2.0 (M. Ingram 2.0)
Sacks: Jaguars 3.0 (D. Fowler 2.0), (Ngakoue 1.0)

Interceptions: Chargers 2 (C. Hayward 2)
Interceptions: Jaguars None

Paid Attendance: 52,165 **Time:** 3:14 **Temperature:** 82 degrees

GAME SUMMARIES

WEEK 3 vs. BALTIMORE

Sept. 25, 2016 at EverBank Field

	1	2	3	4	OT	Final
BALTIMORE RAVENS (3-0)	7	6	3	3	-	19
JACKSONVILLE JAGUARS (0-3)	0	7	7	3	-	17

The Jaguars took a 17-16 lead, their first of the day, with 7:27 left in the fourth quarter but a game-winning 53-yard field goal by **Justin Tucker** with 1:02 remaining gave Baltimore a 19-17 victory. Tucker converted all four of his field goal tries—from 43, 42, 37 and 53 yards—and **Joe Flacco** scored the Ravens' only touchdown on a 7-yard run to open the scoring. **Blake Bortles** threw two touchdown passes to **Allen Robinson**, the first a 3-yarder with 1:55 left in the second quarter to narrow the Baltimore lead to 10-7. The Ravens closed out the first half with Tucker's 42-yard field goal on an untimed down after his miss from 57 yards was nullified by a 15-yard defensive penalty, an ironic twist from the bizarre ending of the teams' meeting the previous year. The third quarter began with Tucker's 37-yarder to make it 16-7 but the Jaguars battled back, marching 78 yards in 11 plays to set up the second Bortles-to-Robinson touchdown, an 11-yard pass that was initially ruled incomplete before being reversed by instant replay. In the final quarter the Jaguars had three takeaways but were 0 for 6 on third down and gave up four sacks. The game twisted and turned, beginning with a **Devon Hester** muffed punt return which was recovered by **Denard Robinson** to set up **Jason Myers**' 49-yard field goal, giving the Jaguars a 17-16 lead with 7:27 left. On the next series Flacco was intercepted by **Tashaun Gipson**, then three plays later Bortles was picked off by **Tavon Young**, followed two plays later by another Flacco interception by **Paul Posluszny**. After blocking Myers' 52-yard field goal attempt with 2:59 remaining, the Ravens converted a 4th-and-2 to set up Tucker's game-winner. The Jaguars' final possession ended with Bortles' third interception of the day.

Team	Q	Scoring Play	Drive / Time
BAL	1	J. Flacco 7 yd. run (J. Tucker kick)	8-75, 4:03
BAL	2	J. Tucker 43 yd. Field Goal	10-46, 5:47
JAX	2	A. Robinson 3 yd. pass from B. Bortles (J. Myers kick)	8-37, 3:50
BAL	2	J. Tucker 37 yd. Field Goal	9-56, 4:39
JAX	3	A. Robinson 11 yd. pass from B. Bortles (J. Myers kick)	11-78, 5:22
JAX	4	J. Myers 49 yd. Field Goal	4-8, 1:34
BAL	4	J. Tucker 53 yd. Field Goal	8-22, 1:57

Team Statistics

	Ravens	Jaguars
First Downs (Run-Pass-Pen)	18 (3-11-4)	14 (1-12-1)
Total Yards-Plays-Avg.	283-64-4.4	216-63-3.4
Rushing Yards-Attempts-Avg.	84-22-3.8	48-21-2.3
Net Yards Passing (Sacked-Yds)	199 (2-15)	168 (4-26)
Att-Comp-Int	40-29-2	38-24-3
Third Down Conversions (%)	3-13 (23%)	6-16 (38%)
Fourth Down Conversions (%)	1-1 (100%)	0-0 (0%)
Punts-Avg.	5-48.6	6-41.5
Fumbles-Lost	2-1	0-0
Penalties-Yards	8-58	7-75
Time of Possession	31:06	28:54

Individual Statistics

Ravens Rushing: T. West 10-45, J. Forsett 7-20, J. Flacco 3-12
Jaguars Rushing: T. Yeldon 6-17, B. Bortles 3-17, C. Ivory 12-14

Ravens Passing: J. Flacco 29-40-214 (2 INTs)
Jaguars Passing: B. Bortles 24-38-194 (2 TDs, 3 INTs)

Ravens Receiving: S. Smith 8-87, D. Pitta 6-42, J. Forsett 6-12, M. Wallace 3-34, B. Periman 2-22
Jaguars Receiving: A. Robinson 7-57, M. Lee 5-44, A. Hurns 4-40, M. Lewis 3-20, J. Thomas 2-123, T. Yeldon 2-11

Sacks: Ravens 4.0 (T. Suggs 2.0, L. Guy 1.0, T. Jernigan 1.0)
Sacks: Jaguars 2.0 (M. Jackson 1.0, Y. Ngakoue 1.0)

Interceptions: Ravens 3 (Z. Orr, T. Young, C. Mosley)
Interceptions: Jaguars 2 (T. Gipson, P. Posluszny)

Paid Attendance: 60,127 **Time:** 3:07 **Temperature:** 88 degrees

WEEK 4 vs. INDIANAPOLIS

Oct. 2, 2016 at Wembley Stadium

	1	2	3	4	OT	Final
INDIANAPOLIS COLTS (1-3)	3	3	0	21	-	27
JACKSONVILLE JAGUARS (1-3)	7	10	6	7	-	30

Playing in London's Wembley Stadium for the fourth time, the Jaguars built an early lead which they extended to 17 points before holding off a late Colts rally to win, 30-27. Both teams opened with a three-and-out before rookie **Yannick Ngakoue** intercepted an **Andrew Luck** pass at the Colts 33. The Jaguars capitalized on the game's only turnover, marching 24 yards in 5 plays to a 3-yard touchdown pass from **Blake Bortles** to **Allen Robinson**. Indianapolis responded with field goals on its next two drives with **Adam Vinatieri** good from 53 and 49 yards to make it 7-6 early in the second quarter. The Jaguars' ensuing possession covered 75 yards in 10 plays with Bortles running in from 1 yard out to extend the lead to 14-6, and on their next series **Jason Myers** kicked a 22-yard field goal on the final play of the quarter for a 17-6 halftime lead. The second half was a continuation of the first as Jacksonville scored on its next two possessions as well, with Myers' 46 and 49-yarders giving the Jaguars a 17-point lead at 23-6 at the end of the third quarter. Indianapolis would not go away, however, scoring touchdowns on three consecutive fourth-quarter possessions. **Frank Gore** scored on a 1-yard run and Luck threw a 2-yard touchdown pass to **T.Y. Hilton** to make it a 3-point game at 23-20 with 7:06 remaining. Bortles then hit **Allen Hurns** with a short pass that Hurns turned into a 42-yard touchdown to make it 30-20, but the Colts responded with their own long touchdown as Luck hit **Phillip Dorsett** in stride on a 64-yard bomb to close within 3 at 30-27 with 3:03 left. After the Colts forced a punt the Jaguars defense stood up and stopped Indianapolis on 4th-and-1 at the 49-yard line. The Jaguars had to punt one more time, giving the ball back to the Colts at their own 18-yard line with 26 seconds remaining in the game. On 4th-and-11 Luck completed a short pass and the Colts desperately tried to advance the ball with laterals before being forced backwards to end the game. The Jaguars defense pressured Luck throughout, finishing with 6 sacks including 1.5 by **Paul Posluszny** and one each by Ngakoue, **Tyson Alualu**, **Sen'Derrick Marks** and **Chris Smith**.

Team	Q	Scoring Play	Drive / Time
JAX	1	A. Robinson 3 yd. pass from B. Bortles (J. Myers kick)	5-24, 2:10
IND	1	A. Vinatieri 53 yd. Field Goal	12-29, 6:33
IND	2	A. Vinatieri 49 yd. Field Goal	11-44, 6:10
JAX	2	B. Bortles 1 yd. run (J. Myers kick)	10-75, 4:44
JAX	2	J. Myers 22 yd. Field Goal	8-75, 1:06
JAX	3	J. Myers 46 yd. Field Goal	9-43, 3:10
JAX	3	J. Myers 49 yd. Field Goal	14-58, 6:48
IND	4	F. Gore 1 yd. run (A. Vinatieri kick)	9-75, 3:03
IND	4	T. Hilton 2 yd. pass from A. Luck (A. Vinatieri kick)	12-78, 5:31
JAX	4	A. Hurns 42 yd. pass from B. Bortles (J. Myers kick)	4-75, 2:03
IND	4	P. Dorsett 64 yd. pass from A. Luck (A. Vinatieri kick)	6-75, 2:00

Team Statistics

	Colts	Jaguars
First Downs (Run-Pass-Pen)	23 (7-11-5)	23 (7-11-5)
Total Yards-Plays-Avg.	284-73-3.9	331-65-5.1
Rushing Yards-Attempts-Avg.	94-25-3.8	136-29-4.7
Net Yards Passing (Sacked-Yds)	190 (6-44)	195 (3-12)
Att-Comp-Int	42-27-1	33-19-0
Third Down Conversions (%)	9-17 (53%)	3-11 (27%)
Fourth Down Conversions (%)	0-2 (0%)	1-1 (100%)
Punts-Avg.	3-49.7	5-53.8
Fumbles-Lost	1-0	1-0
Penalties-Yards	7-78	11-145
Time of Possession	32:39	27:21

Individual Statistics

Colts Rushing: F. Gore 16-68, A. Luck 4-23, P. Dorsett 1-3, R. Turbin 1-2
Jaguars Rushing: T. Yeldon 14-71, B. Bortles 7-36, C. Ivory 8-29

Colts Passing: A. Luck 27-42-234 (2 TDs, 1 INTs)
Jaguars Passing: B. Bortles 19-33-207 (2 TDs)

Colts Receiving: T. Hilton 7-42, J. Ferguson 7-33, F. Gore 5-27, C. Rogers 2-39, D. Allen 2-20, R. Turbin 2-3, P. Dorsett 1-64, J. Doyle 1-6
Jaguars Receiving: A. Robinson 5-55, T. Yeldon 4-46, M. Lee 4-28, A. Hurns 2-47, M. Lewis 1-21, N. Sterling 1-10, R. Greene 1-8, A. Been 1-1

Sacks: Chargers 3.0 (E. Walden 1.0, A. Ayers 1.0, H. Ridgeway 0.5, Z. Kerr 0.5)
Sacks: Jaguars 6.0 (Posluszny 1.5, Ngakoue 1.0, Marks 1.0, C. Smith 1.0, Alualu 1.0, Johnson 0.5)

Interceptions: Chargers None
Interceptions: Jaguars 1 (Y. Ngakoue)

Paid Attendance: 83,764 **Time:** 3:15 **Temperature:** 59 degrees

GAME SUMMARIES



WEEK 6 AT CHICAGO

Oct. 16, 2016 at Soldier Field

	<u>1</u>	<u>2</u>	<u>3</u>	<u>4</u>	<u>OT</u>	<u>Final</u>
JACKSONVILLE JAGUARS (2-3)	0	0	0	17	-	17
CHICAGO BEARS (1-5)	0	10	3	3	-	16

Trailing 13-0 after three quarters, the Jaguars scored 17 4th-quarter points to post the team's largest come-from-behind win in two years, tying its sixth-best comeback in history, with a 17-16 victory in Chicago. Jacksonville appeared ready to strike first on its initial possession, marching 89 yards in 11 plays to the Chicago 1-yard line before **Blake Bortles'** 3rd-down pass to **Allen Robinson** was intercepted in the end zone by **Tracy Porter** and returned to the 24. As it turned out, **Connor Barth's** 36- and 24-yard field goals and a 16-yard touchdown pass from **Brian Hoyer** to **Cameron Meredith** were the only points scored, all by Chicago, in the first three quarters. After being forced to punt five times, Jacksonville began its comeback on the 2nd play of the 4th quarter with a **Chris Ivory** 1-yard plunge. The next possession ended after 2 plays when **Blake Bortles** fumbled, setting up the Bears at the Jacksonville 28-yard line. The defense held Chicago to a 32-yard field goal and the Jaguars offense responded on its ensuing possession with a **Jason Myers** 30-yard field goal capping an 11-play, 63-yard drive to cut the Chicago lead to 16-10 with 4:59 remaining. After forcing another Bears punt, the Jaguars got their game-winning drive. On the first two plays Bortles completed passes of 13 yards to **Julius Thomas** and 14 yards to **Marqise Lee** to get to the 49-yard line. Following an incomplection, Bortles then hit **Arrelious Benn** with a short pass, and Benn's sliding catch-and-run covered the final 51 yards. Myers' PAT gave the Jaguars their first lead of the day, 17-16, with 2:49 left in the game. On its final possession, Chicago was stopped on downs at midfield before the Jaguars ran out the final 57 seconds to seal their second consecutive win. The Jaguars had the game's only two turnovers, but in each case the defense limited Chicago to a field goal. Chicago also had four red zone possessions but managed to score just one touchdown and three field goals.

Team	Q	Scoring Play	Drive / Time
CHI	2	C. Barth 36 yd. Field Goal	11-58, 5:30
CHI	2	J. Howard 1 yd. run (C. Barth kick)	16-86, 7:31
CHI	3	C. Barth 23 yd. Field Goal	11-74, 5:43
JAX	4	C. Ivory 1 yd. run (J. Myers kick)	5-75, 2:03
CHI	4	C. Barth 32 yd. Field Goal	6-14, 3:06
JAX	4	J. Myers 30 yd. Field Goal	11-63, 3:29
JAX	4	A. Benn 51 yd. pass from B. Bortles (J. Myers kick)	4-78, 0:29

Team Statistics

	Jaguars	Bears
First Downs (Run-Pass-Pen).....	30 (3-12-5).....	22 (5-16-1)
Total Yards-Plays-Avg.	317-55-5.4	389-77-5.1
Rushing Yards-Attempts-Avg.....	54-20-2.7	92-27-3.4
Net Yards Passing (Sacked-Yds)	263 (2-8)	297 (1-5)
Att-Comp-Int	40-29-2	38-24-3
Third Down Conversions (%).....	2-10 (20%)	7-17 (41%)
Fourth Down Conversions (%).....	0-0 (0%)	0-1 (0%)
Punts-Avg.	5-55.0.....	6-43.5
Fumbles-Lost	2-1	1-0
Penalties-Yards.....	5-50	10-87
Time of Possession	24:13.....	35:47

Individual Statistics

Bears Rushing: K. Carey 9-50, J. Howard 15-34, J. Bellamy 1-7, P. Lasike 1-1
Jaguars Rushing: C. Ivory 11-32, T. Yeldon 6-21, B. Bortles 3-1

Bears Passing: B. Hoyer 30-49-302
Jaguars Passing: B. Bortles 20-33-271 (1 TD, 1 INT)

Bears Receiving: C. Meredith 11-113, A. Jeffrey 7-93, Z. Miller 6-36, E. Royal 4-54, J. Howard 2-6
Jaguars Receiving: M. Lee 6-61, A. Hurns 5-74, A. Robinson 3-49, J. Thomas 2-28, C. Ivory 2-3, A. Benn 1-51, T. Yeldon 1-5

Sacks: Bears 2.0 (W. Young 2.0)
Sacks: Jaguars 1.0 (Y. Ngakoue 1.0)

Interceptions: Bears 1 (T. Porter)
Interceptions: Jaguars None

Paid Attendance: 61,054 **Time:** 3:02 **Temperature:** 69 degrees

National Football League Game Summary

NFL Copyright © 2016 by The National Football League. All rights reserved. This summary and play-by-play is for the express purpose of assisting media in their coverage of the game; any other use of this material is prohibited without the written permission of the National Football League. Updated: 10/17/2016

Date: Sunday, 10/16/2016

Jacksonville Jaguars at Chicago Bears
at Solider Field, Chicago, IL

Start Time: 12:02 PM CDT

Game Day Weather

Game Weather: Cloudy
Played Outdoor on Turf: Natural Grass

Temp: 69° F (20.6° C) Humidity: 93%, Wind: SSW 7 mph

Officials

Referee: Blakeman, Clete ()	Umpire: George, Ramon ()	Head Linesman: Cruz, Hugo ()
Line Judge: Veteri, Tony ()	Side Judge: Larrew, Joe ()	Field Judge: Coleman, James (95)
Back Judge: Patrick, Steve ()	Replay Official: Reels, Richard ()	

Lineups

Jacksonville Jaguars				Chicago Bears			
Offense		Defense		Offense		Defense	
WR 15	A.Robinson	LEO 91	Y.Ngakoue	WR 17	A.Jeffery	DE 96	A.Hicks
TE 80	J.Thomas	DT 90	M.Jackson	TE 86	Z.Miller	NT 93	W.Sutton
LT 68	K.Beachum	DT 97	R.Miller	RT 70	B.Massie	DE 98	M.Unrein
LG 77	P.Omameh	DE 75	J.Odrick	RG 75	K.Long	OLB 52	C.Jones
C 65	B.Linder	WLB 50	T.Smith	C 65	C.Whitehair	ILB 50	J.Freeman
RG 60	A.Cann	MLB 51	P.Posluszny	LG 71	J.Sitton	ILB 59	D.Trevathan
RT 78	J.Parnell	OTTO 44	M.Jack	LT 72	C.Leno	OLB 49	S.Acho
TE 89	M.Lewis	LCB 21	P.Amukamara	QB 2	B.Hoyer	CB 21	T.Porter
WR 88	A.Hurns	FS 39	T.Gipson	RB 24	J.Howard	S 38	A.Amos
QB 5	B.Bortles	SS 37	J.Cyprien	WR 81	C.Meredith	S 29	H.Jones-Quartey
RB 24	T.Yeldon	RCB 20	J.Ramsey	TE 82	L.Paulsen	CB 37	B.Callahan

Substitutions

K 2 J.Myers, P 3 B.Nortman, WR 11 M.Lee, RB 16 D.Robinson, WR 17 A.Benn, DB 22 A.Colvin, FS 25 P.Thompson, CB 31 D.House, RB 33 C.Ivory, LS 46 C.Tinker, S 47 J.Wilson, LB 52 H.Pullard, LB 55 D.Skuta, DE 56 D.Fowler, LB 59 A.Brown, G 64 C.Reed, G 69 T.Shatley, WR 81 B.Walters, TE 83 B.Koyack, DT 92 S.Day, DE 93 T.Alualu, DT 95 A.Jones, DT 99 S.Marks

Substitutions

K 4 C.Barth, WR 11 J.Bellamy, WR 14 D.Thompson, P 16 P.O'Donnell, WR 19 E.Royal, CB 20 D.Bausby, DB 22 C.LeBlanc, RB 25 K.Carey, DB 26 D.Bush, DB 27 S.McManis, DB 31 C.Prosinski, DB 39 J.Glenn, RB 43 J.Bell, LB 44 N.Kwiatkoski, FB 47 P.Lasike, LS 48 P.Scales, LB 53 J.Timu, OL 62 T.Larsen, DL 74 J.Bullard, OL 76 M.Adams, TE 84 B.Braunecker, DL 90 C.Washington, LB 97 W.Young

Did Not Play

QB 7 C.Henne

Did Not Play

QB 12 M.Barkley

Not Active

QB 10 B.Allen, WR 13 R.Greene, CB 29 J.Johnson, RB 30 C.Grant, T 79 B.Harris, TE 87 N.Sterling, DE 98 C.Smith

Not Active

QB 6 J.Cutler, DB 32 D.Hall, RB 33 J.Langford, DB 36 D.Houston-Carson, OL 64 E.Kush, DL 91 E.Goldman, LB 94 L.Floyd

Field Goals (made () & missed)

J.Myers	(30)	C.Barth	(36) (24) (32)
		1	2
VISITOR:	Jacksonville Jaguars	0	0
HOME:	Chicago Bears	0	10
		0	3
		0	17
		0	0
		0	16

Scoring Plays

Team	Qtr	Time	Play Description (Extra Point) (Drive Info)	Visitor	Home
Bears	2	14:12	C.Barth 36 yd. Field Goal (11-58, 5:30)	0	3
Bears	2	4:29	J.Howard 1 yd. run (C.Barth kick) (16-86, 7:31)	0	10
Bears	3	1:53	C.Barth 24 yd. Field Goal (11-74, 5:43)	0	13
Jaguars	4	14:50	C.Ivory 1 yd. run (J.Myers kick) (5-75, 2:03)	7	13
Bears	4	8:28	C.Barth 32 yd. Field Goal (6-14, 3:06)	7	16
Jaguars	4	4:59	J.Myers 30 yd. Field Goal (11-63, 3:29)	10	16
Jaguars	4	2:49	A.Benn 51 yd. pass from B.Bortles (J.Myers kick) (4-78, 0:29)	17	16

Paid Attendance: 61,054

Time: 3:02

Jacksonville Jaguars vs Chicago Bears
10/16/2016 at Solider Field

Final Individual Statistics

Jacksonville Jaguars

Chicago Bears

RUSHING							RUSHING						
	ATT	YDS	AVG	LG	TD		ATT	YDS	AVG	LG	TD		
C.Ivory	11	32	2.9	9	1	K.Carey	9	50	5.6	16	0		
T.Yeldon	6	21	3.5	13	0	J.Howard	15	34	2.3	9	1		
B.Bortles	3	1	0.3	3	0	J.Bellamy	1	7	7.0	7	0		
						P.Lasike	1	1	1.0	1	0		
						B.Hoyer	1	0	0.0	0	0		
Total	20	54	2.7	13	1	Total	27	92	3.4	16	1		

PASSING									PASSING								
	ATT	CMP	YDS	SK/YD	TD	LG	IN	RT		ATT	CMP	YDS	SK/YD	TD	LG	IN	RT
B.Bortles	33	20	271	2/8	1	51	1	84.3	B.Hoyer	49	30	302	1/5	0	36	0	78.8
Total	33	20	271	2/8	1	51	1	84.3	Total	49	30	302	1/5	0	36	0	78.8

PASS RECEIVING								PASS RECEIVING							
	TAR	REC	YDS	AVG	LG	TD		TAR	REC	YDS	AVG	LG	TD		
M.Lee	6	6	61	10.2	14	0	C.Meredith	15	11	113	10.3	36	0		
A.Hurns	11	5	74	14.8	29	0	A.Jeffery	13	7	93	13.3	26	0		
A.Robinson	6	3	49	16.3	18	0	Z.Miller	10	6	36	6.0	11	0		
J.Thomas	4	2	28	14.0	15	0	E.Royal	6	4	54	13.5	17	0		
C.Ivory	2	2	3	1.5	2	0	J.Howard	4	2	6	3.0	7	0		
A.Benn	1	1	51	51.0	51	1	K.Carey	1	0	0	0.0	0	0		
T.Yeldon	2	1	5	5.0	5	0									
M.Lewis	1	0	0	0.0	0	0									
Total	33	20	271	13.6	51	1	Total	49	30	302	10.1	36	0		

INTERCEPTIONS							INTERCEPTIONS						
	NO	YDS	AVG	LG	TD		NO	YDS	AVG	LG	TD		
Total	0	0	0	0	0	T.Porter	1	25	25.0	25	0		
						Total	1	25	25.0	25	0		

PUNTING								PUNTING							
	NO	YDS	AVG	NET	TB	IN20	LG		NO	YDS	AVG	NET	TB	IN20	LG
B.Nortman	5	275	55.0	52.2	0	2	60	P.O'Donnell	6	261	43.5	43.0	0	4	50
Total	5	275	55.0	52.2	0	2	60	Total	6	261	43.5	43.0	0	4	50

PUNT RETURNS								PUNT RETURNS							
	NO	YDS	AVG	FC	LG	TD		NO	YDS	AVG	FC	LG	TD		
M.Lee	1	3	3.0	3	3	0	E.Royal	3	14	4.7	1	9	0		
B.Walters	0	0	0.0	1	0	0	[DOWNED]	1	0	0.0	0	0	0		
[DOWNED]	1	0	0.0	0	0	0									
Total	1	3	3.0	4	3	0	Total	3	14	4.7	1	9	0		

KICKOFF RETURNS								KICKOFF RETURNS							
	NO	YDS	AVG	FC	LG	TD		NO	YDS	AVG	FC	LG	TD		
M.Lee	1	26	26.0	0	26	0	[TOUCHBACK]	4	0	0.0	0	0	0		
[TOUCHBACK]	4	0	0.0	0	0	0									
Total	1	26	26.0	0	26	0	Total	0	0	0.0	0	0	0		

Jacksonville Jaguars

FUMBLES												
	FUM	LOST	OWN-REC	YDS	TD	FORCED	OPP-REC	YDS	TD	OUT-BDS		
C.Ivory	1	0	1	0	0	0	0	0	0	0		
B.Bortles	1	1	0	0	0	0	0	0	0	0		
Total	2	1	1	0	0	0	0	0	0	0		

Chicago Bears

FUMBLES												
	FUM	LOST	OWN-REC	YDS	TD	FORCED	OPP-REC	YDS	TD	OUT-BDS		
B.Hoyer	1	0	1	-5	0	0	0	0	0	0		
J.Freeman	0	0	0	0	0	1	0	0	0	0		
W.Young	0	0	0	0	0	1	0	0	0	0		
A.Hicks	0	0	0	0	0	0	1	0	0	0		
Total	1	0	1	-5	0	2	1	0	0	0		

Jacksonville Jaguars vs Chicago Bears
10/16/2016 at Solider Field

Final Team Statistics

	Visitor Jaguars	Home Bears
TOTAL FIRST DOWNS	20	22
By Rushing	3	5
By Passing	12	16
By Penalty	5	1
THIRD DOWN EFFICIENCY	2-10-20%	7-17-41%
FOURTH DOWN EFFICIENCY	0-0-0%	0-1-0%
TOTAL NET YARDS	317	389
Total Offensive Plays (inc. times thrown passing)	55	77
Average gain per offensive play	5.8	5.1
NET YARDS RUSHING	54	92
Total Rushing Plays	20	27
Average gain per rushing play	2.7	3.4
Tackles for a loss-number and yards	1-1	3-4
NET YARDS PASSING	263	297
Times thrown - yards lost attempting to pass	2-8	1-5
Gross yards passing	271	302
PASS ATTEMPTS-COMPLETIONS-HAD INTERCEPTED	33-20-1	49-30-0
Avg gain per pass play (inc.# thrown passing)	7.5	5.9
KICKOFFS Number-In End Zone-Touchbacks	4-4-4	5-5-4
PUNTS Number and Average	5-55.0	6-43.5
Had Blocked	0	0
FGs - PATs Had Blocked	0-0	0-0
Net Punting Average	52.2	43.0
TOTAL RETURN YARDAGE (Not Including Kickoffs)	3	39
No. and Yards Punt Returns	1-3	3-14
No. and Yards Kickoff Returns	1-26	0-0
No. and Yards Interception Returns	0-0	1-25
PENALTIES Number and Yards	5-50	10-87
FUMBLES Number and Lost	2-1	1-0
TOUCHDOWNS	2	1
Rushing	1	1
Passing	1	0
EXTRA POINTS Made-Attempts	2-2	1-1
Kicking Made-Attempts	2-2	1-1
FIELD GOALS Made-Attempts	1-1	3-3
RED ZONE EFFICIENCY	1-3-33%	1-4-25%
GOAL TO GO EFFICIENCY	1-2-50%	1-2-50%
SAFETIES	0	0
FINAL SCORE	17	16
TIME OF POSSESSION	24:13	35:47

Jacksonville Jaguars vs Chicago Bears
10/16/2016 at Solider Field

Ball Possession And Drive Chart

Jacksonville Jaguars

#	Time Recd	Time Lost	Time Poss	How Ball Obtained	Drive Began	# Play	Yds Gain	Yds Pen	Net Yds	1st Down	Last Scrm	How Given Up
1	11:36	4:42	6:54	Punt	JAX 10	12	74	10	84	6	* CHI 6	Interception
2	14:12	12:00	2:12	Kickoff	JAX 25	3	16	-10	6	0	JAX 31	Punt
3	4:29	1:47	2:42	Kickoff	JAX 25	6	8	0	8	1	JAX 33	Punt
4	0:11	0:00	0:11	Punt	JAX 9	1	-1	0	-1	0	JAX 9	End of Half
5	15:00	13:51	1:09	Kickoff	JAX 22	3	1	0	1	0	JAX 23	Punt
6	11:56	10:10	1:46	Punt	JAX 21	3	7	0	7	0	JAX 28	Punt
7	9:16	7:36	1:40	Punt	JAX 15	3	6	0	6	0	JAX 21	Punt
8	1:53	14:50	2:03	Kickoff	JAX 25	5	58	17	75	5	* CHI 1	Touchdown
9	12:15	11:34	0:41	Punt	JAX 16	2	5	0	5	0	JAX 21	Fumble
10	8:28	4:59	3:29	Kickoff	JAX 25	11	63	0	63	5	* CHI 12	Field Goal
11	3:18	2:49	0:29	Punt	JAX 22	4	78	0	78	3	JAX 49	Touchdown
12	0:57	0:00	0:57	Downs	JAX 48	3	2	0	2	0	CHI 49	End of Game

(263) Average JAX 22

Chicago Bears

#	Time Recd	Time Lost	Time Poss	How Ball Obtained	Drive Began	# Play	Yds Gain	Yds Pen	Net Yds	1st Down	Last Scrm	How Given Up
1	15:00	11:36	3:24	Kickoff	CHI 25	6	18	15	33	2	JAX 42	Punt
2	4:42	14:12	5:30	Interception	CHI 24	11	68	-10	58	3	* JAX 18	Field Goal
3	12:00	4:29	7:31	Punt	CHI 14	16	86	0	86	6	* JAX 1	Touchdown
4	1:47	0:11	1:36	Punt	CHI 22	8	32	0	32	2	JAX 46	Punt
5	13:51	11:56	1:55	Punt	CHI 9	4	23	0	23	1	CHI 32	Punt
6	10:10	9:16	0:54	Punt	CHI 28	3	3	5	8	0	CHI 36	Punt
7	7:36	1:53	5:43	Punt	CHI 20	11	84	-10	74	4	* JAX 6	Field Goal
8	14:50	12:15	2:35	Kickoff	CHI 25	4	16	0	16	1	CHI 41	Punt
9	11:34	8:28	3:06	Fumble	JAX 28	6	14	0	14	1	* JAX 14	Field Goal
10	4:59	3:18	1:41	Kickoff	CHI 25	3	3	0	3	0	CHI 28	Punt
11	2:49	0:57	1:52	Kickoff	CHI 25	8	37	-10	27	2	JAX 48	Downs

(289) Average CHI 26

*** inside opponent's 20**

Time of Possession by Quarter

	1st	2nd	3rd	4th	OT	Total
Visitor Jacksonville Jaguars	6:54	5:05	6:28	5:46		24:13
Home Chicago Bears	8:06	9:55	8:32	9:14		35:47

Kickoff Drive No.-Start Average

Jaguars: 5 - JAX 24 Bears: 4 - CHI 25

Jacksonville Jaguars vs Chicago Bears

10/16/2016 at Solider Field

First Half Summary

PERIOD SCORES

Jaguars	0 0 = 0
Bears	0 10 = 10

TIME OF POSSESSION

Jaguars	11:59
Bears	18:01

Scoring Plays

Team	Qtr	Time	Play Description (Extra Point) (Drive Info)	Visitor	Home
Bears	2	14:12	C.Barth 36 yd. Field Goal (11-58, 5:30)	0	3
Bears	2	4:29	J.Howard 1 yd. run (C.Barth kick) (16-86, 7:31)	0	10

	Jacksonville Jaguars	Chicago Bears
TOTAL FIRST DOWNS	7	13
First Downs Rushing-Passing-by Penalty	1 - 4 - 2	3 - 9 - 1
THIRD DOWN EFFICIENCY	2-5-40%	7-10-70%
TOTAL NET YARDS	97	204
Total Offensive Plays	22	40
NET YARDS RUSHING	27	33
NET YARDS PASSING	70	171
Gross Yards Passing	78	171
Times thrown-yards lost attempting to pass	1-8	0-0
Pass Attempts-Completions-Had Intercepted	11 - 6 - 1	26 - 16 - 0
Punts-Number and Average	2 - 52.5	2 - 34.5
Penalties-Number and Yards	3 - 30	4 - 25
Fumbles-Number and Lost	1 - 0	0 - 0
Red Zone Efficiency	0-1-0%	1-2-50%
Average Drive Start	JAX 17	CHI 21

Jacksonville Jaguars

Chicago Bears

JACKSONVILLE JAGUARS										CHICAGO BEARS									
RUSHING										RUSHING									
	ATT	YDS	AVG	LG	TD		ATT	YDS	AVG	LG	TD								
C.Ivory	5	21	4.2	9	0	J.Howard	10	16	1.6	5	1								
T.Yeldon	4	7	1.8	3	0	K.Carey	3	16	5.3	7	0								
B.Bortles	1	-1	-1.0	-1	0	P.Lasike	1	1	1.0	1	0								
Total	10	27	2.7	9	0	Total	14	33	2.4	7	1								
PASSING										PASSING									
	ATT	CMP	YDS	SK/YD	TD	LG	IN	RT		ATT	CMP	YDS	SK/YD	TD	LG	IN	RT		
B.Bortles	11	6	78	1/8	0	18	1	39.2	B.Hoyer	26	16	171	0/0	0	26	0	80.8		
Total	11	6	78	1/8	0	18	1	39.2	Total	26	16	171	0/0	0	26	0	80.8		
PASS RECEIVING										PASS RECEIVING									
	TAR	REC	YDS	AVG	LG	TD		TAR	REC	YDS	AVG	LG	TD						
A.Robinson	4	3	49	16.3	18	0	A.Jeffery	7	6	90	15.0	26	0						
M.Lee	2	2	25	12.5	14	0	C.Meredith	7	4	28	7.0	16	0						
A.Hurns	2	1	4	4.0	4	0	E.Royal	5	3	37	12.3	16	0						
M.Lewis	1	0	0	0.0	0	0	Z.Miller	6	3	16	5.3	10	0						
J.Thomas	1	0	0	0.0	0	0	J.Howard	1	0	0	0.0	0	0						
T.Yeldon	1	0	0	0.0	0	0													
Total	11	6	78	13.0	18	0	Total	26	16	171	10.7	26	0						

Jacksonville Jaguars

Regular Defensive Plays

Special Teams

Misc

	TKL	AST	COMB	SK	YDS	TFL	Q	IN	PD	FF	FR	TKL	AST	FF	FR	BL	TKL	AST	FF	FR
P.Posluszny	6	1	7	0	0	1	0	0	0	0	0	0	0	0	0	0	0	0	0	0
J.Cyprien	3	2	5	0	0	0	0	0	1	0	0	0	0	0	0	0	0	0	0	0
M.Jackson	3	0	3	0	0	1	0	0	0	0	0	0	0	0	0	0	0	0	0	0
R.Miller	3	0	3	0	0	0	0	0	0	0	0	0	0	0	0	0	0	0	0	0
Total	15	3	18	0	0	2	0	0	1	0	0	0	0	0	0	0	0	0	0	0

First Quarter

10/16/2016

Play By Play

JAX wins the coin toss and elects to defer. CHI elects to Receive, and JAX elects to defend the south goal.

J.Myers kicks 65 yards from JAX 35 to end zone, Touchback.

Chicago Bears at 15:00

1-10-CHI 25	(15:00) B.Hoyer pass short right to A.Jeffery to CHI 36 for 11 yards (T.Smith).	P1
<u>1-10-CHI 36</u>	(14:32) (No Huddle) J.Howard right end to CHI 36 for no gain (R.Miller).	
2-10-CHI 36	(13:57) J.Howard left tackle to CHI 35 for -1 yards (P.Posluszny).	
	<i>PENALTY on JAX-J.Odrick, Unnecessary Roughness, 15 yards, enforced at CHI 35.</i>	X2
<u>1-10-50</u>	(13:32) B.Hoyer pass short right to Z.Miller to 50 for no gain (T.Smith).	
2-10-50	(13:02) (No Huddle, Shotgun) J.Howard right tackle to JAX 49 for 1 yard (T.Alualu).	
3-9-JAX 49	(12:23) (Shotgun) B.Hoyer pass short left to E.Royal to JAX 42 for 7 yards (P.Posluszny).	
4-2-JAX 42	(11:46) (Punt formation) P.O'Donnell punts 32 yards to JAX 10, Center-P.Scales, downed by CHI-J.Bellamy.	

Timeout at 11:36.

Jacksonville Jaguars at 11:36

1-10-JAX 10	(11:36) B.Bortles pass deep right to A.Robinson ran ob at JAX 28 for 18 yards.	P1
<u>1-10-JAX 28</u>	(11:04) (Shotgun) T.Yeldon right guard to JAX 29 for 1 yard (A.Hicks).	
2-9-JAX 29	(10:29) T.Yeldon left tackle to JAX 30 for 1 yard (C.Jones).	
3-8-JAX 30	(9:48) (Shotgun) B.Bortles pass short right to A.Robinson ran ob at JAX 46 for 16 yards.	P2
<u>1-10-JAX 46</u>	(9:19) (Shotgun) B.Bortles pass short left to M.Lee to CHI 40 for 14 yards (D.Trevathan; H.Jones-Quartey).	P3
<u>1-10-CHI 40</u>	(8:40) C.Ivory right guard to CHI 31 for 9 yards (H.Jones-Quartey).	
2-1-CHI 31	(8:04) (Shotgun) C.Ivory right end pushed ob at CHI 25 for 6 yards (S.Acho).	R4
<u>1-10-CHI 25</u>	(7:19) (Shotgun) B.Bortles pass incomplete short middle to A.Hurns (J.Freeman).	
	<i>PENALTY on CHI-J.Freeman, Defensive Pass Interference, 2 yards, enforced at CHI 25 - No Play.</i>	X5
<u>1-10-CHI 23</u>	(7:14) (Shotgun) B.Bortles pass short right to A.Hurns to CHI 19 for 4 yards (J.Glenn).	
2-6-CHI 19	(6:36) C.Ivory left guard to CHI 18 for 1 yard (J.Bullard).	
3-5-CHI 18	(5:51) (Shotgun) B.Bortles pass incomplete deep right to M.Lee.	
	<i>PENALTY on CHI-J.Glenn, Defensive Pass Interference, 13 yards, enforced at CHI 18 - No Play.</i>	X6
<u>1-5-CHI 5</u>	(5:46) (Shotgun) C.Ivory right guard to CHI 1 for 4 yards (J.Freeman). FUMBLES (J.Freeman), and recovers at CHI 1. C.Ivory to CHI 1 for no gain (W.Sutton).	
2-1-CHI 1	(4:57) B.Bortles pass incomplete short left to M.Lewis.	
3-1-CHI 1	(4:54) (Shotgun) <i>PENALTY on JAX-K.Beachum, False Start, 5 yards, enforced at CHI 1 - No Play.</i>	
3-6-CHI 6	(4:54) (Shotgun) B.Bortles pass short middle intended for A.Robinson INTERCEPTED by T.Porter at CHI -1. T.Porter to CHI 24 for 25 yards (A.Cann).	

Timeout at 04:42.

Chicago Bears at 4:42

1-10-CHI 24	(4:42) (Shotgun) B.Hoyer pass short left to C.Meredith to CHI 32 for 8 yards (J.Cyprien).	
2-2-CHI 32	(4:09) (No Huddle) J.Howard left end to CHI 37 for 5 yards (P.Posluszny).	R3
<u>1-10-CHI 37</u>	(3:34) (No Huddle, Shotgun) J.Howard right guard to CHI 40 for 3 yards (R.Miller).	
2-7-CHI 40	(2:58) B.Hoyer pass short left to E.Royal pushed ob at JAX 44 for 16 yards (A.Colvin).	P4
<u>1-10-JAX 44</u>	(2:22) <i>PENALTY on CHI-L.Paulsen, False Start, 5 yards, enforced at JAX 44 - No Play.</i>	
1-15-JAX 49	(2:01) B.Hoyer pass incomplete deep left to A.Jeffery.	
	<i>Penalty on CHI-A.Jeffery, Offensive Pass Interference, offsetting, enforced at JAX 49 - No Play.</i>	
	<i>Penalty on JAX-P.Amukamara, Illegal Contact, offsetting.</i>	
1-15-JAX 49	(1:53) (Shotgun) B.Hoyer pass short middle to Z.Miller to JAX 43 for 6 yards (A.Jones).	
2-9-JAX 43	(1:21) (Shotgun) B.Hoyer pass short right to C.Meredith to JAX 44 for -1 yards (P.Posluszny).	
3-10-JAX 44	(:43) (Shotgun) B.Hoyer pass deep left to A.Jeffery pushed ob at JAX 25 for 19 yards (J.Ramsey).	P5
<u>1-10-JAX 25</u>	(:09) (Shotgun) B.Hoyer pass incomplete deep left to A.Jeffery.	
2-10-JAX 25	(:03) J.Howard right end to JAX 27 for -2 yards (M.Jackson).	

END OF QUARTER

	Score	Time Poss	First Downs				Efficiencies	
			R	P	X	T	3 Down	4 Down
Jacksonville Jaguars	0	6:54	1	3	2	6	1/2	0/0
Chicago Bears	0	8:06	1	3	1	5	1/2	0/0

Second Quarter

10/16/2016

Play By Play

Chicago Bears continued.

- 3-12-JAX 27 (15:00) (Shotgun) *PENALTY on CHI-C.Meredith, False Start, 5 yards, enforced at JAX 27 - No Play.*
- 3-17-JAX 32 (15:00) (Shotgun) B.Hoyer pass short middle to E.Royal to JAX 18 for 14 yards (P.Posluszny).
- 4-3-JAX 18 (14:17) (Field Goal formation) **C.Barth 36 yard field goal is GOOD, Center-P.Scales, Holder-P.O'Donnell.**

Timeout at 14:12.

JAX 0 CHI 3, 11 plays, 58 yards, 5:30 drive, 0:48 elapsed

C.Barth kicks 65 yards from CHI 35 to end zone, Touchback.

Timeout at 14:12.

Jacksonville Jaguars at 14:12

- 1-10-JAX 25 (14:12) C.Ivory right guard to JAX 28 for 3 yards (J.Freeman).
PENALTY on JAX-J.Parnell, Offensive Holding, 10 yards, enforced at JAX 25 - No Play.
- 1-20-JAX 15 (13:46) (Shotgun) C.Ivory left guard to JAX 16 for 1 yard (S.Acho).
- 2-19-JAX 16 (13:03) B.Bortles pass short left to A.Robinson to JAX 31 for 15 yards (D.Trevathan).
- 3-4-JAX 31 (12:16) (Shotgun) B.Bortles pass incomplete short left to J.Thomas (A.Amos).
- 4-4-JAX 31 (12:11) (Punt formation) B.Nortman punts 60 yards to CHI 9, Center-C.Tinker. E.Royal to CHI 14 for 5 yards (H.Pullard).

Timeout at 12:00.

Chicago Bears at 12:00

- 1-10-CHI 14 (12:00) J.Howard right guard to CHI 17 for 3 yards (J.Odrick; J.Cyprien).
- 2-7-CHI 17 (11:25) B.Hoyer pass short right to A.Jeffery to CHI 23 for 6 yards (J.Cyprien).
Timeout #1 by JAX at 10:52.
- 3-1-CHI 23 (10:52) P.Lasike left guard to CHI 24 for 1 yard (R.Miller). R6
- 1-10-CHI 24 (10:03) K.Carey left tackle to CHI 30 for 6 yards (P.Posluszny).
- 2-4-CHI 30 (9:25) B.Hoyer pass incomplete short left to Z.Miller (J.Cyprien).
- 3-4-CHI 30 (9:20) (Shotgun) B.Hoyer pass short right to Z.Miller to CHI 40 for 10 yards (T.Gipson). P7
- 1-10-CHI 40 (8:41) (Shotgun) B.Hoyer pass incomplete short middle to Z.Miller [T.Alualu].
- 2-10-CHI 40 (8:37) (Shotgun) J.Howard right guard to CHI 42 for 2 yards (M.Jackson).
- 3-8-CHI 42 (7:57) (Shotgun) B.Hoyer pass short right to A.Jeffery pushed ob at JAX 32 for 26 yards (J.Cyprien). P8
- 1-10-JAX 32 (7:17) (Shotgun) B.Hoyer pass incomplete deep left to Z.Miller.
- 2-10-JAX 32 (7:11) K.Carey left tackle to JAX 25 for 7 yards (T.Smith).
- 3-3-JAX 25 (6:31) (Shotgun) B.Hoyer pass short left to C.Meredith to JAX 20 for 5 yards (P.Amukamara). P9
- 1-10-JAX 20 (5:55) K.Carey right guard to JAX 17 for 3 yards (T.Alualu).
- 2-7-JAX 17 (5:14) (Shotgun) B.Hoyer pass incomplete short middle to J.Howard.
- 3-7-JAX 17 (5:11) (Shotgun) B.Hoyer pass short middle to C.Meredith to JAX 1 for 16 yards (J.Cyprien; P.Posluszny). P10
- 1-1-JAX 1 (4:32) **J.Howard right guard for 1 yard, TOUCHDOWN.** R11
C.Barth extra point is GOOD, Center-P.Scales, Holder-P.O'Donnell.

Timeout at 04:29.

JAX 0 CHI 10, 16 plays, 86 yards, 7:31 drive, 10:31 elapsed

C.Barth kicks 65 yards from CHI 35 to end zone, Touchback.

Timeout at 04:29.

Jacksonville Jaguars at 4:29

- 1-10-JAX 25 (4:29) T.Yeldon left tackle to JAX 28 for 3 yards (A.Amos).
- 2-7-JAX 28 (3:52) (Shotgun) B.Bortles pass incomplete short left to T.Yeldon.
- 3-7-JAX 28 (3:48) (Shotgun) B.Bortles pass short right to M.Lee to JAX 39 for 11 yards (B.Callahan). P7
- 1-10-JAX 39 (3:13) (Shotgun) T.Yeldon right guard to JAX 41 for 2 yards (A.Hicks).
- 2-8-JAX 41 (2:40) B.Bortles sacked at JAX 33 for -8 yards (W.Young).

Two-Minute Warning

- 3-16-JAX 33 (2:00) (Shotgun) B.Bortles pass incomplete deep middle to A.Hurns (H.Jones-Quartey, D.Trevathan). JAX-A.Hurns was injured during the play.
His return is Questionable.
Timeout #2 by JAX at 01:55.
- 4-16-JAX 33 (1:55) (Punt formation) B.Nortman punts 45 yards to CHI 22, Center-C.Tinker, fair catch by E.Royal.

Chicago Bears at 1:47

Jacksonville Jaguars vs Chicago Bears at Solider Field

- 1-10-CHI 22 (1:47) (Shotgun) B.Hoyer pass incomplete short right to E.Royal.
- 2-10-CHI 22 (1:43) (Shotgun) J.Howard left end to CHI 26 for 4 yards (M.Jackson).
- 3-6-CHI 26 (1:02) (Shotgun) B.Hoyer pass short right to A.Jeffery to CHI 43 for 17 yards (J.Ramsey). P12
- 1-10-CHI 43 (:40) (No Huddle, Shotgun) B.Hoyer pass incomplete short left to C.Meredith (P.Amukamara).
- 2-10-CHI 43 (:36) (Shotgun) B.Hoyer pass short right to A.Jeffery ran ob at JAX 46 for 11 yards. P13
- 1-10-JAX 46 (:31) (Shotgun) B.Hoyer pass incomplete deep left to C.Meredith.
- 2-10-JAX 46 (:25) (Shotgun) B.Hoyer pass incomplete short right to E.Royal.
- 3-10-JAX 46 (:22) (Shotgun) B.Hoyer pass incomplete short right to C.Meredith.
- 4-10-JAX 46 (:18) (Punt formation) P.O'Donnell punts 37 yards to JAX 9, Center-P.Scales, fair catch by B.Walters.

Jacksonville Jaguars at 0:11

- 1-10-JAX 9 (:11) B.Bortles kneels to JAX 8 for -1 yards.

END OF QUARTER

		Time	First Downs				Efficiencies	
	Score	Poss	R	P	X	T	3 Down	4 Down
Jacksonville Jaguars	0	5:05	0	1	0	1	1/3	0/0
Chicago Bears	10	9:55	2	6	0	8	6/8	0/0

Third Quarter

10/16/2016

Play By Play

JAX elects to Receive, and CHI elects to defend the South goal.

C.Barth kicks 69 yards from CHI 35 to JAX -4. M.Lee to JAX 22 for 26 yards (J.Bellamy).

Jacksonville Jaguars at 15:00, (1st play from scrimmage 14:54)

- 1-10-JAX 22 (14:54) B.Bortles pass incomplete short middle to A.Robinson.
- 2-10-JAX 22 (14:49) (Shotgun) T.Yeldon right guard to JAX 23 for 1 yard (M.Unrein).
- 3-9-JAX 23 (14:06) (Shotgun) B.Bortles pass incomplete short middle to J.Thomas.
- 4-9-JAX 23 (14:02) (Punt formation) B.Nortman punts 58 yards to CHI 19, Center-C.Tinker. E.Royal to CHI 30 for 11 yards (M.Jack).
PENALTY on CHI-J.Glenn, Illegal Block Above the Waist, 10 yards, enforced at CHI 19.

Timeout at 13:51.

Chicago Bears at 13:51

- 1-10-CHI 9 (13:51) (Shotgun) B.Hoyer pass short left to C.Meredith to CHI 25 for 16 yards (P.Amukamara). P14
- 1-10-CHI 25 (13:24) (No Huddle) K.Carey left guard to CHI 29 for 4 yards (J.Odrick).
- 2-6-CHI 29 (12:47) (Shotgun) K.Carey left end to CHI 32 for 3 yards (J.Odrick).
- 3-3-CHI 32 (12:09) (Shotgun) B.Hoyer pass incomplete short left to K.Carey.
- 4-3-CHI 32 (12:05) (Punt formation) P.O'Donnell punts 50 yards to JAX 18, Center-P.Scales. M.Lee to JAX 21 for 3 yards (J.Bellamy).

Timeout at 11:56.

Jacksonville Jaguars at 11:56

- 1-10-JAX 21 (11:56) C.Ivory right end to JAX 23 for 2 yards (W.Young).
- 2-8-JAX 23 (11:14) (Shotgun) C.Ivory right guard to JAX 28 for 5 yards (D.Trevathan).
- 3-3-JAX 28 (10:27) (Shotgun) B.Bortles pass incomplete short middle to A.Hurns.
Penalty on JAX-J.Thomas, Offensive Pass Interference, declined.
- 4-3-JAX 28 (10:23) (Punt formation) B.Nortman punts 53 yards to CHI 19, Center-C.Tinker. E.Royal pushed ob at CHI 28 for 9 yards (A.Benn).

Timeout at 10:10.

Chicago Bears at 10:10

- 1-10-CHI 28 (10:10) B.Hoyer pass incomplete short left to A.Jeffery.
- 2-10-CHI 28 (10:04) K.Carey left guard to CHI 31 for 3 yards (M.Jack).
- 3-7-CHI 31 (9:29) (Shotgun) B.Hoyer pass incomplete deep left to A.Jeffery [Y.Ngakoue].
- 4-7-CHI 31 (9:24) (Punt formation) *PENALTY on JAX-D.Robinson, Neutral Zone Infraction, 5 yards, enforced at CHI 31 - No Play.*
- 4-2-CHI 36 (9:24) (Punt formation) P.O'Donnell punts 49 yards to JAX 15, Center-P.Scales, fair catch by M.Lee.

Timeout at 09:16.

Jacksonville Jaguars at 9:16

- 1-10-JAX 15 (9:16) (Shotgun) C.Ivory right guard to JAX 15 for no gain (C.Jones).
- 2-10-JAX 15 (8:38) (Shotgun) B.Bortles pass short left to M.Lee to JAX 21 for 6 yards (B.Callahan).
- 3-4-JAX 21 (7:55) (Shotgun) B.Bortles pass incomplete short right to A.Hurns (T.Porter).
- 4-4-JAX 21 (7:50) (Punt formation) B.Nortman punts 59 yards to CHI 20, Center-C.Tinker, downed by JAX-P.Thompson.

Timeout at 07:36.

Chicago Bears at 7:36

- 1-10-CHI 20 (7:36) (Shotgun) J.Howard right tackle to CHI 24 for 4 yards (R.Miller).
- 2-6-CHI 24 (6:56) (Shotgun) B.Hoyer pass short left to E.Royal to CHI 41 for 17 yards (A.Colvin). P15
- 1-10-CHI 41 (6:16) B.Hoyer pass incomplete short middle to J.Howard (P.Posluszny) [Y.Ngakoue].
PENALTY on CHI-C.Whitehair, Offensive Holding, 10 yards, enforced at CHI 41 - No Play.
- 1-20-CHI 31 (6:07) (Shotgun) B.Hoyer pass short left to C.Meredith pushed ob at JAX 33 for 36 yards (T.Smith). P16
- 1-10-JAX 33 (5:24) J.Howard right guard to JAX 24 for 9 yards (P.Amukamara).
- 2-1-JAX 24 (4:45) J.Howard left guard to JAX 21 for 3 yards (T.Smith). R17
- 1-10-JAX 21 (4:02) (Shotgun) B.Hoyer pass incomplete deep left to C.Meredith.
- 2-10-JAX 21 (3:57) K.Carey left tackle pushed ob at JAX 5 for 16 yards (T.Gipson). R18
- 1-5-JAX 5 (3:18) J.Howard left tackle to JAX 6 for -1 yards (A.Jones).
- 2-6-JAX 6 (2:43) (Shotgun) B.Hoyer pass short right to Z.Miller to JAX 6 for no gain (P.Posluszny).
- 3-6-JAX 6 (2:02) (Shotgun) B.Hoyer pass incomplete short middle to A.Jeffery.
- 4-6-JAX 6 (1:57) (Field Goal formation) C.Barth 24 yard field goal is GOOD, Center-P.Scales, Holder-P.O'Donnell.

Jacksonville Jaguars vs Chicago Bears at Solider Field

Timeout at 01:53.

JAX 0 CHI 13, 11 plays, 74 yards, 5:43 drive, 13:07 elapsed
--

C.Barth kicks 65 yards from CHI 35 to end zone, Touchback.

Jacksonville Jaguars at 1:53

- 1-10-JAX 25 (1:53) (Shotgun) B.Bortles pass short left to A.Hurns pushed ob at 50 for 25 yards (H.Jones-Quartey). P8
- 1-10-50 (1:25) (No Huddle, Shotgun) B.Bortles scrambles right guard to CHI 47 for 3 yards (D.Trevathan).
- 2-7-CHI 47 (:57) (No Huddle, Shotgun) B.Bortles pass incomplete short right to A.Hurns (C.Jones).
- 3-7-CHI 47 (:53) (Shotgun) B.Bortles pass incomplete short left to T.Yeldon (J.Freeman).
- PENALTY on CHI-W.Young, Roughing the Passer, 15 yards, enforced at CHI 47 - No Play.* X9
- 1-10-CHI 32 (:45) B.Bortles pass deep left to A.Hurns to CHI 3 for 29 yards (N.Kwiatkoski). P10

END OF QUARTER

	Score	Time Poss	First Downs				Efficiencies	
			R	P	X	T	3 Down	4 Down
Jacksonville Jaguars	0	6:28	0	2	1	3	0/3	0/0
Chicago Bears	13	8:32	2	3	0	5	0/3	0/0

Fourth Quarter

10/16/2016

Play By Play

Jacksonville Jaguars continued.

<u>1-3-CHI 3</u>	(15:00) (Shotgun) B.Bortles pass incomplete short right to M.Lee (J.Glenn). <i>PENALTY on CHI-J.Glenn, Defensive Holding, 2 yards, enforced at CHI 3 - No Play.</i>	X11
<u>1-1-CHI 1</u>	(14:53) C.Reed and T.Alualu reported in as eligible. C.Ivory right tackle for 1 yard, TOUCHDOWN. J.Myers extra point is GOOD, Center-C.Tinker, Holder-B.Nortman.	R12

JAX 7 CHI 13, 5 plays, 75 yards, 2 penalties, 2:03 drive, 0:10 elapsed

J.Myers kicks 65 yards from JAX 35 to end zone, Touchback.

Chicago Bears at 14:50

1-10-CHI 25	(14:50) B.Hoyer pass short right to Z.Miller to CHI 36 for 11 yards (T.Gipson).	P19
<u>1-10-CHI 36</u>	(14:17) (No Huddle) K.Carey left guard to CHI 36 for no gain (S.Marks).	
2-10-CHI 36	(13:40) (Shotgun) B.Hoyer pass short left to C.Meredith to CHI 36 for no gain (A.Colvin).	
3-10-CHI 36	(13:01) (Shotgun) B.Hoyer pass short middle to C.Meredith to CHI 41 for 5 yards (P.Posluszny).	
4-5-CHI 41	(12:23) (Punt formation) P.O'Donnell punts 43 yards to JAX 16, Center-P.Scales, fair catch by M.Lee.	

Timeout at 12:15.

Jacksonville Jaguars at 12:15

1-10-JAX 16	(12:15) (Shotgun) B.Bortles pass short left to A.Hurns to JAX 21 for 5 yards (A.Amos).	
2-5-JAX 21	(11:44) (No Huddle, Shotgun) B.Bortles sacked at JAX 19 for -2 yards (W.Young). FUMBLES (W.Young) [W.Young], RECOVERED by CHI-A.Hicks at JAX 28. A.Hicks to JAX 28 for no gain (P.Omameh).	

Chicago Bears at 11:34

1-10-JAX 28	(11:34) J.Bellamy right end to JAX 21 for 7 yards (P.Posluszny).	
2-3-JAX 21	(10:49) B.Hoyer pass short right to Z.Miller to JAX 12 for 9 yards (S.Marks).	P20
<u>1-10-JAX 12</u>	(10:10) (Shotgun) J.Howard left end to JAX 9 for 3 yards (D.Fowler).	
2-7-JAX 9	(9:24) B.Hoyer pass incomplete short right to J.Howard.	
3-7-JAX 9	(9:16) (Shotgun) B.Hoyer sacked at JAX 14 for -5 yards (Y.Ngakoue).	
4-12-JAX 14	(8:33) (Field Goal formation) C.Barth 32 yard field goal is GOOD, Center-P.Scales, Holder-P.O'Donnell.	

Timeout at 08:28.

JAX 7 CHI 16, 6 plays, 14 yards, 3:06 drive, 6:32 elapsed
--

C.Barth kicks 65 yards from CHI 35 to end zone, Touchback.

Timeout at 08:28.

Jacksonville Jaguars at 8:28

1-10-JAX 25	(8:28) (Shotgun) B.Bortles pass short right to A.Hurns to JAX 36 for 11 yards (B.Callahan).	P13
<u>1-10-JAX 36</u>	(8:01) (Shotgun) B.Bortles pass short middle to C.Ivory to JAX 38 for 2 yards (J.Freeman).	
2-8-JAX 38	(7:34) (No Huddle, Shotgun) B.Bortles pass short right to C.Ivory to JAX 39 for 1 yard (J.Freeman). <i>PENALTY on CHI-D.Trevathan, Face Mask (15 Yards), 15 yards, enforced at JAX 39.</i>	X14
<u>1-10-CHI 46</u>	(7:12) (No Huddle, Shotgun) B.Bortles pass short right to J.Thomas pushed ob at CHI 31 for 15 yards (B.Callahan).	P15
<u>1-10-CHI 31</u>	(6:46) B.Bortles pass short left to T.Yeldon to CHI 26 for 5 yards (C.LeBlanc).	
2-5-CHI 26	(6:23) (No Huddle, Shotgun) T.Yeldon right guard to CHI 13 for 13 yards (A.Amos). <i>PENALTY on JAX-K.Beachum, Unnecessary Roughness, 15 yards, enforced between downs.</i>	R16
<u>1-10-CHI 28</u>	(6:07) (No Huddle, Shotgun) B.Bortles pass short right to M.Lee to CHI 16 for 12 yards (B.Callahan).	P17
<u>1-10-CHI 16</u>	(5:40) (No Huddle, Shotgun) B.Bortles pass short right to M.Lee to CHI 12 for 4 yards (B.Callahan).	
2-6-CHI 12	(5:13) (No Huddle, Shotgun) B.Bortles pass incomplete short left to A.Hurns [S.Acho].	
3-6-CHI 12	(5:06) (Shotgun) B.Bortles pass incomplete short right to A.Hurns.	
4-6-CHI 12	(5:03) (Field Goal formation) J.Myers 30 yard field goal is GOOD, Center-C.Tinker, Holder-B.Nortman.	

Timeout at 04:59.

JAX 10 CHI 16, 11 plays, 63 yards, 1 penalty, 3:29 drive, 10:01 elapsed
--

J.Myers kicks 65 yards from JAX 35 to end zone, Touchback.

Chicago Bears at 4:59

1-10-CHI 25	(4:59) K.Carey right tackle to CHI 33 for 8 yards (P.Amukamara).	
2-2-CHI 33	(4:13) B.Hoyer FUMBLES (Aborted) at CHI 32, and recovers at CHI 32. B.Hoyer to CHI 28 for -4 yards (T.Smith).	
3-7-CHI 28	(3:29) (Shotgun) B.Hoyer pass incomplete short right to Z.Miller.	
4-7-CHI 28	(3:25) (Punt formation) P.O'Donnell punts 50 yards to JAX 22, Center-P.Scales, fair catch by M.Lee.	

Jacksonville Jaguars vs Chicago Bears at Solider Field

Jacksonville Jaguars at 3:18

- 1-10-JAX 22 (3:18) (Shotgun) B.Bortles pass short left to J.Thomas ran ob at JAX 35 for 13 yards. P18
 - 1-10-JAX 35 (3:11) (No Huddle, Shotgun) B.Bortles pass short middle to M.Lee pushed ob at JAX 49 for 14 yards (H.Jones-Quartey). P19
 - 1-10-JAX 49 (3:03) (No Huddle, Shotgun) B.Bortles pass incomplete deep right to A.Robinson.
 - 2-10-JAX 49 (2:58) (Shotgun) **B.Bortles pass short right to A.Benn for 51 yards, TOUCHDOWN.** P20
- J.Myers extra point is GOOD, Center-C.Tinker, Holder-B.Nortman.

JAX 17 CHI 16, 4 plays, 78 yards, 0:29 drive, 12:11 elapsed
--

J.Myers kicks 65 yards from JAX 35 to end zone, Touchback.

Chicago Bears at 2:49

- 1-10-CHI 25 (2:49) (Shotgun) B.Hoyer pass short right to J.Howard to CHI 24 for -1 yards (A.Colvin).
- 2-11-CHI 24 (2:24) (No Huddle, Shotgun) B.Hoyer pass short left to C.Meredith pushed ob at CHI 42 for 18 yards (T.Smith). P21
- 1-10-CHI 42 (2:16) (Shotgun) B.Hoyer pass short middle to A.Jeffery to CHI 45 for 3 yards (T.Smith).

Two-Minute Warning

- 2-7-CHI 45 (2:00) (Shotgun) B.Hoyer pass short right to J.Howard pushed ob at JAX 48 for 7 yards (J.Cyprien). P22
- 1-10-JAX 48 (1:56) (Shotgun) B.Hoyer pass short middle to C.Meredith to JAX 44 for 4 yards (P.Posluszny).
- 2-6-JAX 44 (1:28) (No Huddle, Shotgun) B.Hoyer pass incomplete short left to A.Jeffery.
- 3-6-JAX 44 (1:24) (Shotgun) B.Hoyer pass incomplete short middle to C.Meredith (P.Amukamara).
PENALTY on CHI-J.Howard, Offensive Holding, 10 yards, enforced at JAX 44 - No Play.
- 3-16-CHI 46 (1:19) (Shotgun) B.Hoyer pass short right to C.Meredith to JAX 48 for 6 yards (A.Colvin). CHI-J.Sitton was injured during the play.
Timeout #1 by CHI at 01:19.
- 4-10-JAX 48 (1:03) (Shotgun) B.Hoyer pass incomplete deep middle to A.Jeffery (J.Ramsey).

Jacksonville Jaguars at 0:57

- 1-10-JAX 48 (:57) T.Alualu reported in as eligible. C.Ivory right end to 50 for 2 yards (J.Freeman).
Timeout #2 by CHI at 00:52.
- 2-8-50 (:52) C.Ivory right tackle to CHI 49 for 1 yard (J.Freeman).
Timeout #3 by CHI at 00:47.
- 3-7-CHI 49 (:47) B.Bortles left end to 50 for -1 yards (S.Acho).

END OF QUARTER

	Score	Time Poss	First Downs				Efficiencies	
			R	P	X	T	3 Down	4 Down
Jacksonville Jaguars	17	5:46	2	6	2	10	0/2	0/0
Chicago Bears	16	9:14	0	4	0	4	0/4	0/1

Miscellaneous Statistics Report

Jacksonville Jaguars vs Chicago Bears
10/16/2016 at Solider Field

Ten Longest Plays for Jacksonville Jaguars

Yards	Qtr	Play Start	Play Description
51	4	2-10-JAX 49	(2:58) (Shotgun) B.Bortles pass short right to A.Benn for 51 yards, TOUCHDOWN.
29	3	1-10-CHI 32	(:45) B.Bortles pass deep left to A.Hurns to CHI 3 for 29 yards (N.Kwiatkoski).
25	3	1-10-JAX 25	(1:53) (Shotgun) B.Bortles pass short left to A.Hurns pushed ob at 50 for 25 yards (H.Jones-Quartey).
18	1	1-10-JAX 10	(11:36) B.Bortles pass deep right to A.Robinson ran ob at JAX 28 for 18 yards.
16	1	3-8-JAX 30	(9:48) (Shotgun) B.Bortles pass short right to A.Robinson ran ob at JAX 46 for 16 yards.
16	4	2-8-JAX 38	(7:34) (No Huddle, Shotgun) B.Bortles pass short right to C.Ivory to JAX 39 for 1 yard (J.Freeman). PENALTY on CHI-D.Trevathan, Face Mask (15 Yards), 15 yards, enforced at JAX 39.
15	2	2-19-JAX 16	(13:03) B.Bortles pass short left to A.Robinson to JAX 31 for 15 yards (D.Trevathan).
15	4	1-10-CHI 46	(7:12) (No Huddle, Shotgun) B.Bortles pass short right to J.Thomas pushed ob at CHI 31 for 15 yards (B.Callahan).
14	1	1-10-JAX 46	(9:19) (Shotgun) B.Bortles pass short left to M.Lee to CHI 40 for 14 yards (D.Trevathan; H.Jones-Quartey).
14	4	1-10-JAX 35	(3:11) (No Huddle, Shotgun) B.Bortles pass short middle to M.Lee pushed ob at JAX 49 for 14 yards (H.Jones-Quartey).

Ten Longest Plays for Chicago Bears

Yards	Qtr	Play Start	Play Description
36	3	1-20-CHI 31	(6:07) (Shotgun) B.Hoyer pass short left to C.Meredith pushed ob at JAX 33 for 36 yards (T.Smith).
26	2	3-8-CHI 42	(7:57) (Shotgun) B.Hoyer pass short right to A.Jeffery pushed ob at JAX 32 for 26 yards (J.Cyprien).
19	1	3-10-JAX 44	(:43) (Shotgun) B.Hoyer pass deep left to A.Jeffery pushed ob at JAX 25 for 19 yards (J.Ramsey).
18	4	2-11-CHI 24	(2:24) (No Huddle, Shotgun) B.Hoyer pass short left to C.Meredith pushed ob at CHI 42 for 18 yards (T.Smith).
17	2	3-6-CHI 26	(1:02) (Shotgun) B.Hoyer pass short right to A.Jeffery to CHI 43 for 17 yards (J.Ramsey).
17	3	2-6-CHI 24	(6:56) (Shotgun) B.Hoyer pass short left to E.Royal to CHI 41 for 17 yards (A.Colvin).
16	1	2-7-CHI 40	(2:58) B.Hoyer pass short left to E.Royal pushed ob at JAX 44 for 16 yards (A.Colvin).
16	2	3-7-JAX 17	(5:11) (Shotgun) B.Hoyer pass short middle to C.Meredith to JAX 1 for 16 yards (J.Cyprien; P.Posluszny).
16	3	1-10-CHI 9	(13:51) (Shotgun) B.Hoyer pass short left to C.Meredith to CHI 25 for 16 yards (P.Amukamara).
16	3	2-10-JAX 21	(3:57) K.Carey left tackle pushed ob at JAX 5 for 16 yards (T.Gipson).

Touchdown Scoring Information

		Offense	Defense	Special Teams
VISITOR	Jacksonville Jaguars	2	0	0
HOME	Chicago Bears	1	0	0

Player Scoring Information

Club	Player	TD	Rush TD	Rec TD	KO TD	Punt TD	Int TD	Fum TD	Misc TD	FG	XP	2Pt Rush	2Pt Rec	Sfty	Points
JAX	C.Ivory	0	1	0	0	0	0	0	0	0	0	0	0	0	6
JAX	A.Benn	0	0	1	0	0	0	0	0	0	0	0	0	0	6
JAX	J.Myers	0	0	0	0	0	0	0	0	1	2	0	0	0	5
CHI	C.Barth	0	0	0	0	0	0	0	0	3	1	0	0	0	10
CHI	J.Howard	0	1	0	0	0	0	0	0	0	0	0	0	0	6

Possession Detail

	First Half		Second Half		Game	
	Visitor	Home	Visitor	Home	Visitor	Home
Largest Lead	0	10	1	13	1	13
Drives Leading	0	2	1	6	1	8
Time of Possession Leading	0:00	9:07	0:57	15:54	0:57	25:01
Largest Deficit	-10	0	-13	-1	-13	-1
Drives Trailing	3	0	7	1	10	1
Time of Possession Trailing	5:05	0:00	11:17	1:52	16:22	1:52
Times Score Tied Up		0		0		0
Lead Changes		1		1		2

Playtime Percentage

Percent of playtime per player on offense, defense and special teams

Jacksonville Jaguars						Chicago Bears							
		Offense	Defense	Special Teams				Offense	Defense	Special Teams			
J Parnell	T	60	100%		3	11%	B Massie	T	80	100%	4	15%	
A Cann	G	60	100%		3	11%	K Long	G	80	100%	4	15%	
P Oameh	G	60	100%		3	11%	C Leno	T	80	100%	4	15%	
K Beachum	T	60	100%		3	11%	B Hoyer	QB	80	100%			
B Bortles	QB	60	100%				C Whitehair	G	80	100%			
B Linder	G	60	100%				J Sitton	G	79	99%	4	15%	
A Robinson	WR	57	95%				A Jeffery	WR	74	92%			
J Thomas	TE	50	83%				C Meredith	WR	68	85%			
A Hurns	WR	49	82%				Z Miller	TE	64	80%			
M Lee	WR	44	73%		9	33%	J Howard	RB	55	69%			
T Yeldon	RB	37	62%				L Paulsen	TE	36	45%	8	30%	
M Lewis	TE	25	42%		3	11%	E Royal	WR	35	44%	5	19%	
C Ivory	RB	24	40%				J Bellamy	WR	30	38%	19	70%	
T Alualu	DE	5	8%	22	28%		K Carey	RB	25	31%	6	22%	
A Benn	WR	4	7%		20	74%	P Lasike	FB	10	12%			
B Walters	WR	2	3%		6	22%	B Braunecker	TE	2	2%	20	74%	
C Reed	G	2	3%		3	11%	D Thompson	WR	1	1%	5	19%	
B Koyack	TE	1	2%		16	59%	T Larsen	C	1	1%	4	15%	
J Ramsey	CB		80	100%	10	37%	A Amos	FS		60	100%	8	30%
J Cyprien	SS		80	100%	8	30%	J Freeman	LB		60	100%		
P Posluszny	LB		80	100%	4	15%	H Jones-Quartey	SS		57	95%	5	19%
T Smith	LB		79	99%	4	15%	T Porter	CB		55	92%		
T Gipson	FS		79	99%			S Acho	LB		50	83%	9	33%
P Amukamara	CB		75	94%			A Hicks	DE		50	83%	3	11%
Y Ngakoué	DE		56	70%			D Trevathan	LB		47	78%		
A Colvin	CB		53	66%	7	26%	C LeBlanc	CB		46	77%		
D Fowler	DE		49	61%			B Callahan	CB		44	73%		
M Jackson	DT		49	61%			W Young	LB		43	72%		
J Odrick	DE		46	58%	4	15%	M Unrein	DE		27	45%	7	26%
S Marks	DT		32	40%	4	15%	C Jones	LB		26	43%	23	85%
R Miller	DT		29	36%			C Washington	DE		25	42%		
A Jones	DT		23	29%	9	33%	J Bullard	DE		20	33%	3	11%
M Jack	LB		15	19%	13	48%	W Sutton	NT		18	30%	7	26%
D Skuta	LB		14	18%	15	56%	J Glenn	CB		14	23%	13	48%
S Day	DT		14	18%	11	41%	C Prosinski	FS		8	13%	23	85%
D House	CB		3	4%	10	37%	N Kwiatkoski	LB		5	8%	20	74%
J Wilson	SS		1	1%	20	74%	D Bausby	CB		3	5%		
H Pullard	LB		1	1%	18	67%	J Timu	LB		2	3%	18	67%
A Brown	LB				24	89%	S McManis	CB			23	85%	
P Thompson	FS				20	74%	P O'Donnell	P			10	37%	
D Robinson	RB				15	56%	P Scales	LS			10	37%	
B Nortman	P				8	30%	D Bush	SS			10	37%	
C Tinker	LS				8	30%	J Bell	RB			9	33%	
T Shatley	G				8	30%	C Barth	K			9	33%	
J Myers	K				7	26%							



TRANSCRIPTS

REGULAR SEASON WEEK 7 vs. OAKLAND



JAGUARS HEAD COACH GUS BRADLEY
Monday, October 17, 2016

(Opening statement) "After evaluating the tape and going through the game, a lot of great stuff from the game that we can take. Resiliency, urgency, all of the factors that come into each game that you play showed up in that game. We started off, I felt, really fast on offense. Probably one of the best drives of the year to go down there. We just didn't finish. We take a look at that. Then we struggled a little bit offensively, came back in the third, fourth quarter. Changed tempo a little bit, I think that was good for us. Ended up coming through offensively. Defensively, I thought we played pretty well. Go to Chicago, a team that's been up some yards and doing some good things to come out there and put up one touchdown. I think the big stat defensively was 1-for-4 in the red zone. They come away with just field goals, gave us a chance, especially at the end to get back in the game and ended up winning the game. That was a big stat for us. We're pleased to see that. In the second half, on third down, they went 0-for-7 after starting off pretty strong. Special teams, (Brad) Nortman continues to be very good for us. A lot of good things. Hang time, overall punt average. Jason (Myers), again, we don't take those things for granted, the extra points and the field goals. Some really good stuff for us to take from it. Still, some things we have a lot of work to do. Some urgency to get it corrected, overall."

(On finding answers to offense's struggles) "I can't argue with the run game. It's not coming along. Sometimes, you see it and some of the same things are popping up. It all comes back to, why aren't we playing fast? It doesn't look to me that, when we're out there, the offensive line, tight ends and everybody, we're executing. It comes down to execution, technique, but there's just not a certain speed or urgency in our play. Whether it's too complicated, something is holding us back from playing as aggressively as we need to in the run game. That's where our attention is now. How do we get this fixed?"

(On going to no-huddle) "We came out with two three-and-outs. I think I said it last night, sometimes a unit needs to be stimulated. We had two three-and-outs and we knew possessions were key. We felt like, hey, this might stimulate us and give us an opportunity to gain an extra possession."

(On the success in no-huddle) "It was better, without a doubt. We are committed to the passing game at that point. We had some runs in there. I know T.J. had a long run in there. In that mode, I just felt like Blake was very accurate. He made plays in that segment. Looking back on it, it was a good adjustment. It was good for our group."

(Will you look at it in non-two-minute situations?) "We'll look at it. We'll always look at it."

(Has it been a major topic?) "I think it's something that we'll continue – like when we talk about how do we play our best and where do we go from here? I think it'll be in that discussion. Like I said, we'll

continue our conversations this afternoon. Is this something that you have that you use in that fashion? We'll have those discussions."

(On staying committed to the running game) "It's hard. Sometimes you're searching for answers, and you go, there it is. Sometimes you might not find the truth, but the journey to find the truth. You keep having conversations, hey, that's the answer? Well, what happened on the first series? We moved the ball well and we huddled and we took our time, and we come out and we had great execution. What is the answer? It is no-huddle? Is it something within both segments that's showing up as consistent? I think that's what we're looking at to see maybe, hey, we had the first 15 plays scripted and the guys really know those plays and they're on it and execute them really well. We're in a no-huddle situation, there's very few plays that we run in that, they're able to play fast because of the limited plays. That's the consistent things that show up in both."

(On defensive success late in the game) "In the first half, we are playing tighter coverage throughout the game. I think in those times, the ability, we're making some plays. We got some pressure to create some errant throws. It's a combination. I look back at the two-minute situation right before the half where they go to the logo area. They were moving, we were down 10-0. We brought pressure and I think there were three incompletions in a row. That was a big series for us on defense. I think the ability to send some pressure and tight coverage has helped us."

(Did Jalen Ramsey's improved play help the team be better on third downs?) "He did. He played better in the second half. I think across the board, they made some plays. There was a play, Eddie Royal, he made a great play on (Aaron) Colvin. He's very talented. They won some of theirs. We won some of ours. I don't think it was anything drastic that we changed. I think we mixed in a little more pressure, we got some heat on them. That would be a factor that was a big part of it."

(On the disadvantages of running no-huddle) "It depends. There are different tempos of no-huddle. There's a two-minute no huddle and then there's a no-huddle where you're not taking as long as you huddle. It gets the quarterback to see everything. Maybe more of a sugar huddle. Looking at all of those different tempos that we have and where we operate best under. I would say this: I think there's something to it, but I think there's also where guys can line up and play fast. I think that's the big factor. What do we do, how do we go about making sure they play fast? Do we go no-huddle, do we condense our package so that guys understand exactly the responsibilities and all of the looks that you can possibly get? Sometimes in the no-huddle, the looks that you get are smaller too. You might not have as much that you can do, but the defense, it's harder for them to send their whole package at you. From that aspect, the game becomes easier."

(It is a mix between schematic advantage and mental advantage?) "Without a doubt."

(On Aaron Colvin's impact) "Sometimes, when you've been off for four weeks and come back, tackling becomes an issue. I thought he did a good job. I thought not only at tackling, but at recognition. I think there were a couple jailbreak screens that he came back and made tackles on. Sometimes, recognition, game speed, it takes a little time to get to. I thought we played very fast yesterday."

(What did Jalen Ramsey change in the second half?) "There were some things, like his aggressiveness. He had some changes that he uses at the line of scrimmage. I don't think it was he went to press and then the second half, he bailed. It wasn't anything that drastic. He just played tighter coverage."

(On Ramsey's competitiveness) "I think in the second half, he told me, he felt some of the talk at halftime was directed at him. It wasn't. I didn't mean for him to take it personal, but he said you know what, he continues to challenge himself. He played that way in the first half. He's a very talented receiver and I go back to what we're asking Jalen to do in that game. He's learning. It's his fifth game in the NFL. He'll continue to learn. Just like he did from the first half to the second half. Hopefully he takes it into the next game."

(Was there any consideration on changing assignments in the defensive back field?) "No. Let's keep going."

(On bouncing back from the early interception) "When that happens and you come back and then you struggle a little bit, you go, they are deflated by what took place. I just don't think we executed very well. We had some penalties. We just didn't execute consistently. I'm sure that was a little bit, you're disappointed, you're frustrated, you have an opportunity to go up 7-0 after a defensive stop and you're rolling. I think it still comes back to our execution after that."

(On throwing on second-and-one from the 1-yard line) "I don't know. For me, it's easy to second-guess. If Allen Robinson, if we make that play in the end zone, how much conversation? I think for me, it's, okay, this is what we decided to do. Let's forget about second-guessing it if we're in the situation again, now, what would we do? Let's go more in that direction. I think that's more of how I handled it."

(On how much of a mystery is Bortles currently) "I thought he played pretty well. When you see him, especially in that situation where it was no huddle I thought he played pretty well in that area. The fumble, he has to take care of the ball in that situation. Overall play, I know there were some drops that took place. I don't look at his performance and go, 'Boy he is really struggling or he is really frustrated.' I don't see that. I thought we were down in the game and he brought us back as the leader of the offense. We only had limited possessions and we scored on those three possessions. Pretty good."

(On if there was a mistake when Julius Thomas had to block Willie Young, who eventually sacked Bortles) "No. Sometimes when you are on the line of scrimmage, the tight end is on the line of scrimmage and he is asked to protect the edge; it's a difficult assignment. Julius was off the ball. We have those. We have multiple protections and just how they came out in that protection he was lined up. Being off the ball, still a difficult task, but being off gives you a little bit more of an advantage than if he was on the ball. Just have to finish on that."

(On if Bortles rolled into the sack) "I know he came back into it and then the pressure they got off the edge."

(On why the offensive line isn't play with urgency) "I think that is the discussion for all of us. We are taking a look at it. I think you look at, first, how are we coming off the ball? You look at double teams and are we getting movement on double teams? On the zone scheme, are we targeting correctly? Sometimes when you do a zone scheme if you are not targeting correctly – why aren't we? What are the factors that are keeping us from targeting? Double teams – what is keeping us from double teaming? Is there some uncertainty there or what is it that is keeping us from being aggressive? I think those are the factors we are looking at right now."

(On how satisfying it was to see Arrelious Benn score) "It's a great story. Unbelievable. Here he was when we had to make our cuts down to 53, we knew his value on the team, as far as special teams. He

could be that fifth receiver. Great on special teams. Really what he is, is that more physical type wide receiver. For him to go in, Marqise [Lee] cramped up, he jumps in for one play and makes that play. Unbelievable. He is so deserving of it. The way he comes into this building every day. You saw the sideline. 'Regis!' When he caught it and went. He has a lot of fans on this team."

(On why they call Benn, 'Regis') "I don't know. It's his nickname."

(On if having a lead blocker, such as Tyson Alualu, would help in the run game) "I think that's what we're asking with our 'F' position, to have him be more of a physical-style blocker in how we set things up. In that segment, goal line, we did it in the four-minute situation. I think you saw it a couple games ago when we were in four-minute. We struggled running the ball a bit, so we decided to go more in that direction. He does a good job. I think that's always something that we're looking at – does that get advanced or is that going to be more of a part of our package?"

(On if Alualu's blocking abilities are another reason to have him up for game days) "Yeah."

(On if the defense will primarily use five defensive backs instead of three linebackers) "You hope that an offense doesn't dictate it, but somewhat they do, based on the team you're playing, if they are coming out with three wides. Chicago played 12 and 11 personnel quite a bit, so they mixed it up. It's really based on the philosophy of the offense. How are they going to try to attack you? If they came out with two backs and two tight ends that forces us to change our personnel. We're certainly not going to come out in nickel in that. We have to get our personnel based on that. We don't want them to completely dictate what we do."

(On if it is a necessity to take Myles Jack off the field when the offense's personnel includes three receivers) "Not a necessity. There are some advantages of staying base with three wides. You look at the matchups. I didn't want Myles Jack covering Eddie Royal. I would rather have Aaron Colvin cover him."

(On Roy Miller) "He played very well. I thought Roy did really well. You just don't want to take him for granted because when he's there playing he's playing very, very well for us right now."

(On if Yannick Ngakoue's power rush shows his progression) "Yeah, just like we were talking about with Jalen. You have to have different weapons or how you use them. Two hand jab, one hand jab – you try to develop an arsenal of things you can use. A pass rusher is no different. I think for him he has speed. Now speed to power. Keep adding these moves for him, so the offensive tackles aren't sure of what he is getting."

(On if Ngakoue's sack shows the progression) "Yeah. It was. I thought we had good push up the middle too. I think his biggest asset is he stays active."

(On his trust level with the defense getting a stop when needed) "Pretty good based on the past. We felt in that situation up 17-16 let's go. Let's go and let's see what takes place. I think everyone felt good about our opportunity there. We played tight coverage and the rush. They moved the ball. I think it was a tough decision with the fourth and five to push them back, but it was a field position decision. It puts more stock in our defense saying let's give them more yardage and you're going to be out there two more plays instead of possibly one."

(On success stories surrounding Ramsey's fourth-down pass defense) "I didn't look at it that way, just more his mindset on that play and how he went about it. I think in that play he had an idea that they were probably going to come to him. 'Now where is the sticks? What can I anticipate?' I think there was a lot – it wasn't just he was playing his technique and he reacted and he made a play. I think he was very aware of where the sticks were. They were probably going to come to him and these were probably the looks I could possibly see. I thought that whole process in my visit with him was really good because he didn't guess. It wasn't like, 'I'm guessing it is going to be a curl or a dig.' He just had awareness that it could possibly be in that area and he might see these types of routes and then he reacted. That's pretty cool."

(On if taking the penalty late in the fourth was an easy decision or did he consult with someone) "I consult."

(On who he consults with for that call) "One of our guys up top. I think for me it was just the position of where it was. I think [Chicago's] strength is the short, intermediate pass game. Here it was going to be fourth and five, really in their strength. So to push them back and get them out of field goal range – give credit to Colvin for making it fourth and 10. That comes back to him missing some games and coming back and tackling pretty well."

(On if Ramsey's fourth down pass defense was even more impressive because of Alshon Jeffrey's skillset at shading defenders away from the ball) "Yeah. Big-body guy. His ability to double move. We anticipated seeing double moves. We got quite a few of them, especially in a certain area. His ability – he has a great catching radius. His size, it's an issue. It was. He had to undercut it. It probably wouldn't be the technique we would use on first and 10 because if he double moves and goes on top. He trusted himself."

(On his thoughts on the hit that momentarily took Allen Hurns out of the game) "We'll send it in and just get the interpretation. Every week you have five or six or seven calls that you send in to see. That will be one that we'll take a look at."

(On how much trust he has in Marqise Lee) "He's playing with a great deal of confidence. I think he really shows it. The more you know Marqise and the more you are around him, I know a couple years ago when he was struggling he sometimes wore his emotions and you could tell that maybe he was frustrated with his overall health or play. You could see him – I remember seeing him last year in OTAs where that confidence was really glaring. He was very strong. That's where he's at right now. To put him back there on punt return, kick return – for a kickoff return you are going to get hit from different areas. It's a whole different beast than punt return. I thought he did a great job. Fair caught a couple of them with people around him. He continues to play with great confidence."

(On if Lee will continue to serve as the punt returner) "We feel pretty good about Rashad [Greene]. As many guys as you can. Bryan Walters, Marqise, Rashad. It is a good sign."



TEAM GAME-BY-GAME STATISTICS

REGULAR SEASON WEEK 7 vs. OAKLAND

JACKSONVILLE JAGUARS 2016 OFFENSE GAME-BY-GAME

Wk.	Date	Opp	FIRST DOWNS			3 RD			TOT. OFFENSE			RUSHING			PASSING			PUNTS		PEN.		FUM.		Tot. Tot.											
			Tot	Run	Pass	Pen	Down	Yards	Plays	Avg.	Yards	Att.	Avg.	Net	Sacks	Gross	Att./	Cmp./	Int.	Avg.	Yards	Lost	Pts.	TD	Rn	Ps	Rt	Sfty	PAT	2PT	FGs	T.O.P.			
1	9/11	vs. G.B.	[L]	20	4	14	2	4/15	348	68	5.1	48	26	1.8	300	3-24	320	39	24	1	62.5	9-79	1-0	23	2	1	1	0	0	2/2	0/0	3/3	31:23		
2	9/18	at S.D.	[L]	20	6	13	1	2/11	388	63	6.2	69	11	6.3	319	2-10	329	50	31	2	44.8	14-93	1-1	14	2	0	2	0	0	2/2	0/0	0/1	25:08		
3	9/25	vs. BAL	[L]	14	1	12	1	6/16	216	63	3.4	48	21	2.3	168	4-26	194	38	24	3	41.5	7-75	0-0	17	2	0	2	0	0	2/2	0/0	1-2	28:54		
4	19/2	vs. IND	[W]	23	7	11	5	3/11	331	65	5.1	136	29	4.7	195	3-12	207	33	19	0	53.8	11-145	1-0	30	3	1	2	0	0	3/3	0/0	3/3	27:21		
5	10/16	at CHI	[W]	20	3	12	5	2/10	317	55	5.8	54	20	2.7	263	2-8	271	33	20	1	55	5-50	2-1	17	2	1	1	0	0	2/2	0/0	1-1	24:13		
6	10/23	vs. OAK																																	
7	10/27	at TEN																																	
9	11/6	at K.C.																																	
10	11/13	vs. HOU																																	
11	11/20	at DET																																	
12	11/27	at BUF																																	
13	12/4	vs. DEN																																	
14	12/11	vs. MIN																																	
15	12/18	at HOU																																	
16	12/24	vs. TEN																																	
17	1/1	at IND																																	
TOTALS:			97	21	62	4	17/63	1600	314	5.1	355	107	3.3	1245	14-76	1321	193	118	7	49.9	46-442	5-2	101	11	3	8	0	0	11/11	0/0	5/7	27:24			

JACKSONVILLE JAGUARS 2016 DEFENSE GAME-BY-GAME

Wk.	Date	Opp	FIRST DOWNS			3 RD			TOT. OFFENSE			RUSHING			PASSING			PUNTS		PEN.		FUM.		Tot. Tot.											
			Tot	Run	Pass	Pen	Down	Yards	Plays	Avg.	Yards	Att.	Avg.	Net	Sacks	Gross	Att./	Cmp./	Int.	Avg.	Yards	Lost	Pts.	TD	Rn	Ps	Rt	Sfty	PAT	2PT	FGs	T.O.P.			
1	9/11	vs. G.B.	[L]	18	6	10	2	7/14	294	60	4.9	95	25	3.8	199	1-0	199	34	20	0	46	5-24	1-0	27	3	1	2	0	0	3/3	0/0	2/2	28:37		
2	9/18	at S.D.	[L]	25	10	10	5	7/13	357	63	5.7	150	35	4.3	207	3-13	220	25	17	0	43.3	3-23	1-1	38	5	1	4	0	0	5/5	0/0	1/1	34:52		
3	9/25	vs. BAL	[L]	18	3	11	4	5/13	283	64	4.4	84	22	3.8	199	2-15	214	40	29	2	48.6	8-58	2-1	19	1	1	0	0	1/1	0/0	4/4	31:06			
4	19/2	vs. IND	[W]	23	7	11	5	9/17	284	73	3.9	94	25	3.8	190	6-44	234	42	27	1	49.7	7-78	1-0	27	3	1	2	0	0	3/3	0/0	2/2	32:39		
5	10/16	at CHI	[W]	22	5	16	1	7/17	389	77	5.1	92	27	3.4	297	1-5	302	49	30	0	43.5	10-87	1-0	16	1	1	0	0	1/1	0/0	3/3	35:47			
6	10/23	vs. OAK																																	
7	10/27	at TEN																																	
9	11/6	at K.C.																																	
10	11/13	vs. HOU																																	
11	11/20	at DET																																	
12	11/27	at BUF																																	
13	12/4	vs. DEN																																	
14	12/11	vs. MIN																																	
15	12/18	at HOU																																	
16	12/24	vs. TEN																																	
17	1/1	at IND																																	
TOTALS:			106	31	58	17	33/74	1607	337	4.8	515	134	3.8	1092	13-77	1169	190	123	3	45.9	33-270	6-2	127	13	5	8	0	0	13/13	0/0	12/12	32:36			

JACKSONVILLE JAGUARS 2015 OFFENSE GAME-BY-GAME

Wk.	Date	Opp	FIRST DOWNS			TOT. OFFENSE			RUSHING			PASSING			PUNTS		PEN. Yards	FUM.			Tot. TD	Rn	Ps	Rt	Sfty	PAT	2PT Fgs	T.O.P.				
			Tot	Run	Pass	Pen	3 RD DOWN	Yards	Plays	Avg.	Yards	Att.	Avg.	Net	Sacks	Gross Att./		Cmp./	Int.	Avg.									Lost	Pts.		
1	9/13 vs. CAR	[L]	18	6	12	0	3/12	265	66	4.0	96	21	4.6	169	5	183	40	22	2	46.2	25	1	0	1	0	0	0/1	0/0	1/2	25:54		
2	9/20 vs. MIA	[W]	19	4	11	4	5/14	396	66	6.0	123	33	3.7	273	0	273	33	18	0	45.3	93	0	23	2	0	2	2/2	0/0	3/3	30:08		
3	9/28 at N.E.	[L]	15	2	12	1	6/12	293	55	5.3	57	20	2.9	236	2	242	33	17	1	48.8	114	0	17	2	0	2	2/2	0/0	1/1	25:20		
4	10/4 at IND	[L]	21	5	15	1	7/18	431	79	5.5	142	28	5.1	289	1	298	50	28	0	38.4	92	0	13	1	0	1	1/1	0/0	2/4	36:10		
5	10/11 at T.B.	[L]	21	3	15	3	2/8	325	56	5.8	55	17	3.2	270	6	303	33	23	1	55.3	12	1	31	4	0	4	4/4	0/0	1/1	25:19		
6	10/18 vs. HOU	[L]	26	4	18	4	5/15	394	77	5.1	83	21	4.0	311	3	331	53	30	3	46.8	64	0	20	3	0	2	2/3	0/0	0/0	29:58		
7	10/25 vs. BUF	[W]	17	6	9	2	5/14	295	63	4.7	120	32	3.8	175	2	182	29	13	1	44.8	66	0	34	5	1	2	4/5	0/0	0/0	28:38		
9	11/8 at NVJ	[L]	19	3	16	0	7/16	436	65	6.7	98	19	5.2	338	6	381	40	24	2	40.6	30	2	23	2	0	2	2/2	0/0	3/3	29:16		
10	11/15 at BAL	[W]	22	6	10	6	4/16	258	70	3.7	90	22	4.1	168	3	188	45	22	1	52.0	30	0	22	2	0	2	1/1	0/1	3/4	30:32		
11	11/19 vs. TEN	[W]	18	3	13	2	4/13	308	58	5.3	90	23	3.9	218	4	242	31	21	1	48.0	88	1	19	1	0	1	1/1	0/0	4/4	28:25		
12	11/29 vs. S.D.	[L]	20	4	15	1	5/15	420	70	6.0	102	19	5.4	318	2	329	49	30	1	41.3	35	0	25	2	0	2	1/2	0/0	4/4	28:36		
13	12/6 at TEN	[L]	20	3	17	3	10/14	383	59	6.5	81	21	3.9	302	2	322	36	24	0	53.3	21	1	39	6	1	5	0	3/5	0/1	0/0	26:26	
14	12/13 vs. IND	[W]	24	9	12	3	2/9	380	62	6.1	154	29	5.3	226	3	250	30	16	0	45.6	40	2	51	7	2	3	1	0	6/7	0/0	1/1	29:12
15	12/20 vs. ATL	[L]	21	6	14	1	0/8	357	60	6.0	72	20	3.6	285	2	297	38	23	1	42.3	62	0	17	2	1	1	0	2/2	0/0	1/1	25:27	
16	12/27 at N.O.	[L]	21	4	17	0	6/9	412	52	7.9	65	15	4.3	347	2	368	35	27	2	50.0	55	0	27	4	0	4	0	1/1	1/3	0/0	22:07	
17	1/3 at HOU	[L]	11	1	9	1	1/12	215	54	4.0	32	14	2.3	183	8	239	32	17	2	5-50.2	7-53	3-2	6	0	0	0	0/0	0/0	2/2	24:23		
TOTALS:			313	69	215	29	72/205	5581	1012	5.5	1473	354	4.16	4108	51	4428	607	355	18	80-46.3	105-880	25-10	376	44	5	35	4	0	32/39	1/5	26/30	27:34

JACKSONVILLE JAGUARS 2015 DEFENSE GAME-BY-GAME

Wk.	Date	Opp	FIRST DOWNS			TOT. OFFENSE			RUSHING			PASSING			PUNTS		PEN. Yards	FUM.			Tot. TD	Rn	Ps	Rt	Sfty	PAT	2PT Fgs	T.O.P.				
			Tot	Run	Pass	Pen	3 RD DOWN	Yards	Plays	Avg.	Yards	Att.	Avg.	Net	Sacks	Gross Att./		Cmp./	Int.	Avg.									Lost	Pts.		
1	9/13 vs. CAR	[L]	17	6	10	1	8/17	263	68	3.9	105	35	3.0	158	2	175	31	18	1	44.8	22	0-0	20	2	0	1	1	0	2/2	0/0	2/4	34:06
2	9/20 vs. MIA	[W]	17	0	15	2	5/15	386	62	6.2	42	16	2.6	344	2	359	44	30	0	48.2	112	1-0	20	2	0	2	0	0	2/2	0/0	2/3	29:52
3	9/28 at N.E.	[L]	35	12	19	4	11/14	471	76	6.2	125	32	3.9	346	2	358	42	33	0	0.0	30	0-0	51	6	4	2	0	0	6/6	0/0	3/3	34:40
4	10/4 at IND	[L]	22	3	14	5	7/15	326	74	4.4	60	24	2.5	266	3	282	47	30	0	47.8	45	3-2	16	1	0	1	0	1/1	0/0	3/3	34:14	
5	10/11 at T.B.	[L]	20	8	11	1	5/11	369	61	6.0	183	40	4.6	186	2	209	19	13	0	33.7	72	0-0	38	4	2	1	1	0	3/3	1/1	3/3	34:41
6	10/18 vs. HOU	[L]	24	6	15	3	7/14	382	68	5.6	95	31	3.1	287	1	293	36	24	0	38.8	69	1-0	31	4	0	3	1	0	4/4	0/0	1/1	30:02
7	10/25 vs. BUF	[W]	26	10	13	3	3/12	375	74	5.1	115	28	4.1	260	4	298	42	24	2	49.3	87	4-2	31	3	0	2	1	0	2/2	1/1	3/3	31:22
9	11/8 at NVJ	[L]	14	2	12	0	5/15	290	64	4.5	29	28	1.0	261	2	272	34	21	0	39.0	41	1-0	28	4	2	2	0	4/4	0/0	0/0	30:44	
10	11/15 at BAL	[W]	22	7	15	0	8/14	397	67	5.9	89	21	4.2	308	1	316	45	34	2	40.4	121	2-2	20	3	0	3	0	2/2	0/1	0/1	29:28	
11	11/19 vs. TEN	[W]	22	4	13	5	5/13	316	65	4.9	104	26	4.0	212	4	231	35	22	0	45.2	59	1-1	13	1	1	0	0	1/1	0/0	2/3	31:35	
12	11/29 vs. S.D.	[L]	24	4	19	1	6/14	369	71	5.2	79	26	3.0	290	2	300	43	29	0	41.2	70	0-0	31	4	0	4	0	4/4	0/0	1/1	31:24	
13	12/6 at TEN	[L]	26	9	13	4	8/13	467	68	6.9	210	35	6.0	257	4	268	29	20	1	44.3	38	1-1	42	6	2	3	1	0	6/6	0/0	0/0	33:34
14	12/13 vs. IND	[W]	17	7	9	1	4/16	322	69	4.7	95	23	4.1	227	3	260	43	20	1	47.9	85	1-1	16	1	0	1	0	1/1	0/0	3/3	30:48	
15	12/20 vs. ATL	[L]	22	6	13	3	7/14	328	69	4.8	83	33	2.5	245	1	246	35	22	1	39.8	43	0-0	23	2	1	1	0	0/0	0/0	3/3	34:33	
16	12/27 at N.O.	[L]	29	9	18	2	8/13	537	72	7.5	135	35	3.9	402	1	412	36	25	0	49.5	40	0-0	38	5	2	3	0	5/5	0/0	1/3	37:53	
17	1/3 at HOU	[L]	25	9	13	3	8/17	402	74	5.4	160	31	5.2	242	2	249	41	25	1	4-47.5	9-55	1-1	30	3	1	1	1	0	3/3	0/0	3/4	35:37
TOTALS:			362	102	222	38	105/227	6000	11-2	5.4	1709	464	3.7	4291	36	4528	602	390	9	72-43.9	114-989	16-9	448	51	15	29	7	0	48/48	2/3	30/38	32:26

JACKSONVILLE JAGUARS 2014 OFFENSE GAME-BY-GAME

Wk.	Date	Opp	FIRST DOWNS			3 RD			TOT. OFFENSE			RUSHING			PASSING			PUNTS		PEN.		FUM.		Tot. Tot.									
			Tot	Run	Pass	Pen	DOWN	Yards	Plays	Avg.	Yards	Att.	Avg.	Net	Sacks	Gross	Att./	Cmp./	Int.	Avg.	Yards	Lost	FUM.	Pts.	TD	Rn	Ps	Rt	Sfty	PAT	2PT	FGs	T.O.P.
1	9/7	at PHI	[L]	18	2	14	2	2/14	306	71	4.3	64	25	2.6	242	3-24	266	43	24	0	8-46.5	7-55	1-1	17	2	0	2	0	0	2/2	0/0	1/3	29:14
2	9/14	at WAS	[L]	8	2	4	2	3/13	148	48	3.1	25	10	2.5	123	10-70	193	28	14	1	8-47.9	6-44	0-0	10	1	0	1	0	0	1/1	0/0	1/1	20:59
3	9/21	vs. IND	[L]	18	6	10	2	4/10	344	55	6.3	105	20	5.3	239	4-17	256	18	31	2	5-46.4	2-15	1-1	17	2	0	2	0	0	2/2	0/0	1/1	22:57
4	9/28	at S.D.	[L]	21	7	12	2	9/14	319	65	4.9	85	25	3.4	234	3-19	253	37	29	2	2-56.0	3-32	1-1	14	2	1	1	0	0	2/2	0/0	0/0	30:34
5	10/5	vs. PIT	[L]	12	4	8	0	3/12	243	68	4.7	56	15	3.7	187	1-4	191	36	22	2	5-45.0	4-34	3-0	9	0	0	0	0	0	0/0	0/0	3/3	24:43
6	10/12	at TEN	[L]	27	8	17	2	8/15	379	75	5.1	82	23	3.6	297	6-39	336	46	32	1	6-47.7	6-35	1-1	14	2	1	1	0	0	2/2	0.0	0/0	31:07
7	10/19	vs. CLE	[W]	20	10	8	2	5/16	336	68	4.9	185	35	5.3	151	2-8	159	31	17	3	8-43.1	3-25	0-0	24	3	2	1	0	0	3/3	0/0	1/1	31:33
8	10/26	vs. MIA	[L]	19	6	11	2	6/15	377	68	5.5	176	30	5.9	201	4-20	221	34	18	2	4-46.8	6-37	1-1	13	1	0	1	0	0	1/1	0/0	2/3	32:23
9	11/2	at CIN	[L]	19	4	14	1	4/12	365	60	6.1	132	25	5.3	233	2-14	247	33	22	1	7-35.7	3-35	0-0	23	3	1	2	0	0	2/2	0/1	1/1	27:16
10	11/9	vs. DAL	[L]	20	5	11	4	4/14	333	65	5.1	71	24	3	262	4-28	290	37	22	1	6-47.2	2-14	3-2	17	2	2	0	0	1	2/2	1/1	0/0	28:28
12	11/23	at IND	[L]	11	6	5	0	3/12	194	54	3.6	80	23	3.5	114	4-32	146	27	15	1	7-49.4	6-43	2-1	3	0	0	0	0	0	0/0	0/0	1/1	25:55
13	11/30	vs. NYG	[W]	18	6	10	2	3/12	258	64	4	118	22	5.4	140	7-54	194	35	21	0	7-52.4	7-49	0-0	25	3	0	1	2	0	1/1	0/2	2/2	25:21
14	12/7	vs. HOU	[L]	17	4	10	3	5/15	262	66	4	74	22	3.4	188	4-17	188	40	20	1	4-48.3	6-40	0-0	13	1	0	1	0	0	1/1	0/0	2/2	27:31
15	12/14	at BAL	[L]	13	4	9	0	5/18	248	69	3.6	82	23	3.6	166	8-63	229	38	22	1	6-44.5	5-60	0-0	12	0	0	0	0	0	0/0	0/0	4/5	31:42
16	12/18	vs. TEN	[W]	17	7	7	3	5/13	288	56	5.1	177	25	7.1	111	4-13	124	27	14	0	7-45.9	3-25	1-0	21	3	2	1	0	0	3/3	0/0	0/0	25:08
17	12/28	at HOU	[L]	13	5	4	4	0/11	233	53	4.4	121	14	8.6	112	5-28	140	34	15	0	6-49.3	4-25	1-0	17	2	0	1	1	0	2/2	0/0	1/2	20:12
TOTALS:			271	86	154	31	69/216	4,634	988	4.7	1,633	360	4.5	3,001	71/450	557	325	18	96-46.5	73-573	15-8	249	27	9	15	3	1	23/23	1/4	20/26	27-11		

JACKSONVILLE JAGUARS 2014 DEFENSE GAME-BY-GAME

Wk.	Date	Opp	FIRST DOWNS			3 RD			TOT. OFFENSE			RUSHING			PASSING			PUNTS		PEN.		FUM.		Tot. Tot.									
			Tot	Run	Pass	Pen	DOWN	Yards	Plays	Avg.	Yards	Att.	Avg.	Net	Sacks	Gross	Att./	Cmp./	Int.	Avg.	Yards	Lost	FUM.	Pts.	TD	Rn	Ps	Rt	Sfty	PAT	2PT	FGs	T.O.P.
1	9/7	at PHI	[L]	24	7	14	3	8/19	420	82	5.1	145	32	4.5	275	5-47	322	45	27	1	6-38.3	6-50	3-2	34	4	1	2	1	0	4/4	0/0	2/2	30:46
2	9/14	at WAS	[L]	32	12	16	4	6/14	449	81	5.5	191	42	4.5	258	3-30	288	36	24	0	4-49.8	11-98	0-0	41	5	3	2	0	0	5/5	0/0	2/2	39:01
3	9/21	vs. IND	[L]	27	5	22	0	8/14	529	74	7.1	144	29	5	385	2-5	390	43	33	0	5-46.4	8-46	0-0	44	5	0	4	1	0	5/5	0/0	3/3	37:03
4	9/28	at S.D.	[L]	19	2	16	1	9/16	407	61	6.7	42	20	2.1	365	2-12	377	39	29	0	3-42.0	7-57	1-0	33	3	0	3	0	0	3/3	0/0	4/4	29:26
5	10/5	vs. PIT	[L]	20	5	15	0	8/16	372	68	5.5	111	28	4	261	4-12	273	36	26	0	5-45.4	7-50	1-1	17	2	0	1	1	0	2/2	0/0	1/1	35:17
6	10/12	at TEN	[L]	14	3	9	2	3/11	290	55	5.3	70	24	2.9	220	3-13	233	28	17	0	5-49.8	5-48	1-0	16	1	1	0	0	0	1/1	0/0	3/3	28:53
7	10/19	vs. CLE	[W]	13	2	11	0	4/17	266	74	3.6	69	30	2.3	197	3-18	215	41	16	1	7-50.4	8-50	2-2	6	0	0	0	0	0	0/0	0/0	2/2	28:27
8	10/26	vs. MIA	[L]	17	7	8	2	5/12	326	56	5.8	148	24	6.2	178	3-18	196	29	16	1	5-51.0	7-52	0-0	27	3	0	1	2	0	3/3	0/0	2/2	27:37
9	11/2	at CIN	[L]	23	11	12	0	6/13	423	67	6.3	191	34	5.6	232	2-1	233	31	19	2	5-50.4	6-40	1-0	33	4	2	2	0	1	4/4	0/0	1/1	32:44
10	11/9	vs. DAL	[L]	16	6	10	0	4/13	399	59	6.8	151	30	5.0	248	1-6	254	28	21	0	5-46.8	9-65	1-1	31	4	1	3	0	0	4/4	0/0	1/2	31:32
12	11/23	at IND	[L]	24	12	9	3	9/17	389	72	5.4	175	35	5.0	214	5-39	253	32	21	0	3-48.7	6-54	6-3	23	2	1	1	0	0	2/2	0/0	3/3	34:05
13	11/30	vs. NYG	[W]	22	8	14	0	7/15	329	73	4.5	116	35	3.3	213	4-34	247	34	24	0	5-51.8	6-40	3-3	24	3	2	1	0	0	3/3	0/0	1/2	34:39
14	12/7	vs. HOU	[L]	19	9	7	3	3/14	304	63	4.8	173	42	4.1	131	2-4	135	19	13	0	5-47.6	7-64	1-0	27	3	3	0	0	0	3/3	0/0	2/2	32:29
15	12/14	at BAL	[L]	17	3	11	3	4/12	314	56	5.6	93	26	3.6	221	0-0	221	30	20	0	4-50.8	9-70	1-1	20	2	0	1	1	0	2-2	0/0	2/4	28:18
16	12/18	vs. TEN	[W]	19	6	13	0	7/15	357	67	5.3	95	28	3.4	262	4-25	287	35	24	0	5-40.6	7-47	0-0	13	1	0	1	0	0	1/1	0/0	2/2	34:52
17	12/28	at HOU	[L]	24	9	13	2	10/18	358	77	4.6	123	39	3.2	235	3-15	250	35	25	1	6-46.3	6-55	1-1	23	3	1	2	0	1	3/3	0/0	0/0	39:48
TOTALS:			330	107	200	23	101/236	5,932	1,085	5.5	2,033	499	4.1	3,899	45/275	541	355	6	75-47.5	115/886	22-14	412	45	15	24	6	2	45/45	0/0	31/33	32-49		

JACKSONVILLE JAGUARS 2013 OFFENSE GAME-BY-GAME

Wk.	Date	Opp	FIRST DOWNS			3 RD	TOT. OFFENSE			RUSHING			PASSING			PUNTS			FUM. Tot.	Tot.	TD	Rn	Ps	Rt	Sfty	PAT	2PT	FGs	T.O.P.			
			Tot	Run	Pass		Pen	DOWN	Yards	Plays	Avg.	Yards	Att.	Avg.	Sacks	Gross	Att./	Cmp./												Int.	Avg.	Yards
1	9/8 vs. KC	[L]	12	3	9	0	5-19	178	70	2.5	71	23	3.1	107	6-50	157	41	19	2	11-50.5	5-30	0-0	2	0	0	0	0	0	0	0/0	0/0	28:38
2	9/15 at OAK	[L]	15	3	12	0	7-17	248	62	4	34	19	1.8	214	5-27	241	38	25	0	8-43.6	10-70	1-0	9	1	0	1	0	0	0/0	0/1	1/1	28:12
3	9/22 at SEA	[L]	17	6	10	1	4-14	265	66	4	51	25	2.1	214	3-21	235	38	18	2	7-42.7	4-45	2-1	17	2	2	0	0	2/2	0/0	1/1	27:25	
4	9/29 vs. IND	[L]	14	0	10	4	2-11	205	54	3.8	40	18	2.2	165	4-14	179	32	17	3	6-48.3	9-65	0-0	3	0	0	0	0	0/0	0/0	1/1	23:22	
5	10/6 at STL	[L]	16	5	11	0	3-12	363	59	6.2	96	25	3.8	267	2-3	270	32	16	2	5-48.2	4-45	3-1	20	2	0	2	0	2/2	0/0	2/2	24:41	
6	10/13 at DEN	[L]	20	4	15	1	5-14	362	71	5.1	71	27	2.6	291	2-12	303	42	27	2	3-50.0	6-45	2-0	19	2	1	0	1	1/1	0/1	2/2	31:15	
7	10/20 vs. SD	[L]	18	5	12	1	3-11	353	59	6	78	17	4.6	275	6-43	318	36	23	1	3-50.0	7-62	0-0	6	0	0	0	0	0/0	0/0	2/2	22:30	
8	10/27 vs. SF	[L]	20	8	10	2	4-14	318	70	4.5	90	25	3.6	228	0-0	228	45	29	0	4-44.5	6-76	1-1	10	1	0	1	0	1/1	0/0	1/1	31:31	
10	11/10 at TEN	[W]	13	4	8	1	3-12	214	56	3.8	54	30	1.8	160	3-20	180	23	14	2	7-43.4	4-19	3-0	29	3	2	0	1	3/3	0/0	2/2	29:24	
11	11/17 vs. ARI	[L]	14	3	9	2	2-14	274	60	4.6	32	16	2.0	242	2-13	255	42	27	2	8-47.8	6-40	0-0	14	2	1	1	0	2/2	0/0	0/1	24:07	
12	11/24 at HOU	[W]	16	4	11	1	7-17	333	65	5.1	118	28	4.2	215	4-24	239	33	23	0	6-43.2	7-63	1-0	13	1	1	0	0	1/1	0/0	2/3	33:41	
13	12/1 at CLE	[W]	22	7	13	2	7-16	314	72	4.4	112	29	3.9	202	2-1	203	41	23	1	7-43.7	5-35	1-0	32	3	0	3	0	3/3	0/0	3/3	30:36	
14	12/5 vs. HOU	[W]	18	4	7	7	4-14	281	57	4.9	149	28	5.3	132	1-6	138	28	13	0	8-42.6	8-57	0-0	27	3	0	3	0	3/3	0/0	2/2	24:38	
15	12/15 vs. BUF	[L]	22	9	11	2	8-15	354	72	4.9	159	31	5.1	195	5-42	237	36	21	2	3-45.3	6-80	3-2	20	2	0	2	0	2/2	0/0	2/2	27:25	
16	12/22 vs. TEN	[L]	15	4	11	0	3-11	289	57	5.1	63	21	3.0	226	2-11	237	34	24	1	4-45.5	4-15	0-0	16	2	0	2	0	1/2	0/0	1/1	24:21	
17	12/29 at IND	[L]	19	2	17	0	3-14	350	70	5.0	42	16	2.6	308	3-23	331	51	30	1	5-46.0	5-50	1-1	10	1	0	1	0	1/1	0/0	1/1	26:20	
TOTALS:	4-12	271	71	176	24	70-225	4,701	1,020	4.6	1,260	378	3.3	3,441	50-310	3,751	592	349	21	95-45.7	96-797	18-6	247	25	7	16	2	3	22/23	0/2	23/25	27:22	

JACKSONVILLE JAGUARS 2013 DEFENSE GAME-BY-GAME

Wk.	Date	Opp	FIRST DOWNS			3 RD	TOT. OFFENSE			RUSHING			PASSING			PUNTS			FUM. Tot.	Tot.	TD	Rn	Ps	Rt	Sfty	PAT	2PT	FGs	T.O.P.			
			Tot	Run	Pass		Pen	DOWN	Yards	Plays	Avg.	Yards	Att.	Avg.	Sacks	Gross	Att./	Cmp./												Int.	Avg.	Yards
1	9/8 vs. KC	[L]	17	7	10	0	5-15	292	62	4.6	121	27	4.3	171	1-2	173	34	21	0	10-36.3	3-20	1-0	28	4	1	2	1	0	4/4	0/0	0/0	31:30
2	9/15 at OAK	[L]	16	7	6	3	4-14	340	61	5.6	226	34	6.6	114	3-12	126	24	15	0	4-48.0	5-30	3-1	19	1	1	0	0	1/1	0/0	4/5	31:48	
3	9/22 at SEA	[L]	28	10	16	2	4-10	479	67	7.1	156	36	4.3	323	2-8	331	29	21	1	4-35.0	4-24	1-1	45	6	1	5	0	6/6	0/0	1/1	32:35	
4	9/29 vs. IND	[L]	26	8	16	2	6-13	437	70	6.2	157	30	5.3	280	2-14	294	38	23	1	3-46.0	7-58	1-0	37	4	1	2	1	0	4/4	0/0	3/3	36:38
5	10/6 at STL	[L]	22	7	12	3	8-19	351	72	4.9	143	36	4	208	2-14	222	34	19	0	7-40.9	6-53	1-0	34	4	0	3	1	0	4/4	0/0	2/2	35:19
6	10/13 at DEN	[L]	26	8	14	4	7-13	407	71	5.7	112	29	3.9	295	0-0	295	42	28	1	3-43.0	4-31	3-2	35	5	3	2	0	5/5	0/0	0/0	28:45	
7	10/20 vs. SD	[L]	27	10	14	3	7-12	434	67	6.5	158	40	4	276	1-9	285	26	22	0	3-44.7	8-61	0-0	24	3	2	1	0	3/3	0/0	1/1	37:30	
8	10/27 vs. SF	[L]	25	14	9	2	6-9	398	55	7.2	221	38	5.8	177	0-0	177	17	11	0	1-61.0	4-35	3-1	42	6	4	1	1	0	6/6	0/0	0/0	28:29
10	11/10 at TEN	[W]	19	4	13	2	10-18	362	70	5.2	83	27	3.1	279	1-9	288	42	26	1	5-43.8	6-45	5-3	27	3	1	2	0	3/3	0/0	2/2	30:36	
11	11/17 vs. ARI	[L]	19	3	16	0	5-16	416	69	6.0	14	24	0.6	402	3-17	419	42	30	0	8-44.8	5-42	1-0	27	3	1	2	0	3/3	0/0	2/2	35:53	
12	11/24 at HOU	[W]	11	5	5	1	4-15	218	57	3.8	77	21	3.7	141	2-28	169	34	18	1	7-44.9	2-22	0-0	6	0	0	0	0	0/0	0/0	2/2	26:19	
13	12/1 at CLE	[W]	24	9	13	2	6-13	439	73	6.0	97	30	3.2	342	3-28	370	40	24	2	4-39.5	9-50	3-1	28	4	1	3	0	4/4	0/0	0/1	29:24	
14	12/5 vs. HOU	[W]	23	3	19	1	8-17	406	80	5.1	83	19	4.4	323	3-34	357	58	33	2	5-43.8	14-177	1-0	20	2	0	2	0	2/2	0/0	2/2	35:22	
15	12/15 vs. BUF	[L]	25	12	10	3	5-13	366	72	5.1	198	44	4.5	168	4-25	193	24	17	1	4-45.0	7-67	2-1	27	3	1	2	0	3/3	0/0	2/3	32:35	
16	12/22 vs. TEN	[L]	22	10	10	2	3-13	346	73	4.7	182	44	4.1	164	3-17	181	26	17	1	3-46.7	1-4	0-0	20	2	1	1	0	2/2	0/0	2/2	35:39	
17	12/29 at IND	[L]	23	4	17	2	8-16	379	70	5.4	80	28	2.9	299	1-8	307	41	29	0	5-47.4	2-10	2-0	30	3	2	1	0	3/3	0/0	3/3	33:40	
TOTALS:	4-12	353	121	200	32	96-226	6,070	1,089	5.6	2,108	507	4.2	3,962	31-225	4,187	551	354	11	76-43.0	87-729	27-10	449	53	20	29	4	0	53/53	0/0	26/29	32:38	

JACKSONVILLE JAGUARS 2012 OFFENSE GAME-BY-GAME

Wk.	Date	Opp	FIRST DOWNS			TOT. OFFENSE			RUSHING			PASSING			PUNTS			PEN.			FUM.			Tot.									
			Tot	Run	Pass	Pen	3 rd	Yards	Plays	Avg.	Yards	Att.	Avg.	Net	Sacks	Gross	Att./	Cmp./	Int.	Avg.	Yards	Lost	Pts.		TD	Rn	Ps	Rt	Sfty	PAT	2PT	FGs	T.O.P.
1	9/9	at MIN	[L]	22	7	12	3	9/18	355	75	4.7	113	34	3.3	242	2-18	260	39/	23/	0	4-53.5	4-25	3-1	23	2	0	2	0	0	0/1	1/1	3/3	37:49
2	9/16	vs. HOU	[L]	9	3	4	2	0/9	117	38	3.1	65	14	4.6	52	3-24	76	21/	9/	0	9-51.3	8-71	1-1	7	1	0	1	0	0	1/1	-	0/0	16:43
3	9/23	at IND	[W]	15	10	3	2	4/13	333	54	6.2	185	32	5.8	148	1-7	155	21/	10/	0	6-53.5	6-67	2-0	22	2	1	1	0	0	1/1	0/1	3/3	27:36
4	9/30	vs. CIN	[L]	17	5	11	1	2/11	212	58	3.7	69	18	3.8	143	6-43	186	34/	23/	1	6-49.2	3-37	1-1	10	1	0	1	0	0	1/1	-	1/1	28:41
5	10/7	vs. CHI	[L]	10	3	5	2	5/13	189	53	3.6	60	17	3.5	129	3-13	142	33/	17/	2	6-48.5	6-49	1-1	3	0	0	0	0	0/0	-	1/1	24:00	
7	10/21	at OAK	[L]	10	3	6	1	1/15	209	61	3.4	54	26	2.1	155	3-26	181	32/	17/	0	9-42.1	6-92	1-1	23	2	1	1	0	0	2/2	-	3/3	30:05
8	10/28	at GB	[L]	18	1	14	3	5/16	341	71	4.8	62	20	3.1	279	2-24	303	49/	27/	0	6-33.8	7-77	3-1	15	1	0	1	0	0	0/0	0/1	3/3	30:48
9	11/4	vs. DET	[L]	19	6	11	2	6/11	279	59	4.7	64	20	3.2	215	1-5	220	38/	27/	2	4-50.5	3-40	0-0	14	2	0	2	0	0	0/0	1/2	0/0	24:30
10	11/8	vs. IND	[L]	20	2	14	4	1/10	337	63	5.3	37	12	3.1	300	4-30	330	47/	28/	2	5-47.2	10-115	1-1	10	1	0	1	0	0	1/1	-	1/2	24:14
11	11/18	at HOU	[L]	17	4	12	1	4/14	458	66	6.9	86	29	3.0	372	2-6	378	35/	18/	0	5-48.4	6-54	1-1	37	4	0	4	0	0	4/4	-	3/3	31:19
12	11/25	vs. TEN	[W]	19	8	9	2	7/14	321	60	5.4	100	27	3.7	221	7-40	261	26/	17/	1	5-47.0	5-30	0-0	24	3	1	2	0	0	3/3	-	1/1	29:23
13	12/2	at BUF	[L]	21	4	10	7	1/10	236	63	3.7	50	18	2.8	186	3-6	202	42/	19/	1	5-41.6	8-74	3-1	18	2	1	1	0	0	1/1	1/1	1/1	24:51
14	12/9	vs. NYJ	[L]	16	5	10	1	2/16	291	70	4.2	123	24	5.1	168	3-17	185	43/	21/	2	8-45.4	7-54	0-0	10	1	1	0	0	0	1/1	-	1/2	29:29
15	12/16	at MIA	[L]	13	3	9	1	6/15	299	57	5.2	86	21	4.1	213	2-8	221	34/	18/	0	5-47.4	10-88	2-0	3	0	0	0	0	0/0	-	1/1	24:22	
16	12/23	vs. NE	[L]	22	7	13	2	4/15	436	75	5.8	93	23	4.0	343	1-5	348	51/	29/	3	4-56.3	5-47	0-0	16	1	0	1	0	0	1/1	-	3/4	32:35
17	12/30	at TEN	[L]	21	5	14	2	7/16	375	71	5.3	122	23	5.3	253	7-45	298	41/	25/	3	5-46.4	7-35	1-0	20	3	0	2	1	0	2/2	0/1	0/0	32:21
TOTALS			2-14	269	76	157	36	64/216	4,788	994	4.8	1,369	358	3.8	3,419	50-327	3,746	586/	328/	17	92-47.3	101-955	20-9	255	26	5	20	1	0	18/19	3/7	25/28	27:29

JACKSONVILLE JAGUARS 2012 DEFENSE GAME-BY-GAME

Wk.	Date	Opp	FIRST DOWNS			TOT. OFFENSE			RUSHING			PASSING			PUNTS			PEN.			FUM.			Tot.									
			Tot	Run	Pass	Pen	3 rd	Yards	Plays	Avg.	Yards	Att.	Avg.	Net	Sacks	Gross	Att./	Cmp./	Int.	Avg.	Yards	Lost	Pts.		TD	Rn	Ps	Rt	Sfty	PAT	2PT	FGs	T.O.P.
1	9/9	at MIN	[L]	20	6	14	0	2/10	389	58	6.7	123	29	4.2	266	2-4	270	27/	20/	0	5-48.5	5-47	1-1	26	2	2	0	0	0	2/2	-	4/4	27:45
2	9/16	vs. HOU	[L]	28	16	11	1	8/17	411	83	5.0	216	48	4.5	195	0-0	195	35/	26/	0	6-49.8	10-64	1-0	27	3	3	0	0	0	3/3	-	2/2	43:17
3	9/23	at IND	[W]	23	6	15	2	10/19	437	75	5.8	124	29	4.3	313	0-0	313	46/	22/	1	6-46.7	11-106	0-0	17	2	0	2	0	0	2/2	-	1/2	32:24
4	9/30	vs. CIN	[L]	20	6	12	2	2/11	382	65	5.9	138	34	4.1	244	0-0	244	31/	20/	1	3-47.7	6-50	2-1	27	3	1	2	0	0	3/3	-	2/2	31:19
5	10/7	vs. CHI	[L]	26	9	16	1	10/17	501	73	6.9	214	33	6.5	287	1-5	292	39/	23/	1	3-40.7	12-80	0-0	41	5	1	2	2	0	5/5	-	2/2	36:00
7	10/21	at OAK	[L]	20	8	9	3	6/17	351	74	4.7	69	26	2.7	282	2-16	298	46/	26/	1	6-44.0	9-58	4-2	26	2	1	1	0	0	2/2	-	4/5	32:01
8	10/28	at GB	[L]	20	5	9	6	5/13	238	64	3.7	66	26	2.5	172	2-14	186	36/	22/	0	5-45.0	5-33	1-1	24	3	0	2	1	0	3/3	-	1/2	29:12
9	11/4	vs. DET	[L]	26	8	16	2	8/12	434	68	6.4	149	34	4.4	285	1-0	285	33/	22/	0	2-49.5	5-42	0-0	31	4	4	0	0	0	4/4	-	1/2	35:30
10	11/8	vs. IND	[L]	24	11	10	3	3/11	359	65	5.5	138	37	3.7	221	2-6	227	26/	18/	1	3-45.0	6-40	1-1	27	3	2	0	1	0	3/3	-	2/2	35:46
11	11/18	at HOU	[L]	39	10	26	3	4/11	653	92	7.1	149	35	4.3	504	2-23	527	55/	43/	2	3-37.0	2-20	2-1	43	5	0	5	0	0	4/4	-	3/5	41:40
12	11/25	vs. TEN	[W]	20	3	15	2	6/15	360	70	5.1	110	29	3.8	250	1-11	261	40/	23/	2	4-50.3	6-42	1-0	19	1	0	1	0	0	1/1	-	4/5	30:37
13	12/2	at BUF	[L]	20	14	5	1	5/12	344	63	5.5	232	46	5.0	112	0-0	112	17/	9/	1	4-44.5	9-100	1-1	34	4	2	2	0	0	4/4	-	2/2	35:09
14	12/9	vs. NYJ	[L]	17	11	4	2	4/13	270	62	4.4	166	42	4.0	104	1-7	111	19/	12/	0	7-46.6	1-15	2-2	17	2	2	0	0	0	2/2	-	1/1	30:31
15	12/16	at MIA	[L]	26	8	13	5	6/11	389	66	5.9	180	36	5.0	209	1-11	220	29/	22/	0	1-63.0	5-41	1-1	24	2	0	2	0	0	1/1	1/1	3/3	35:38
16	12/23	vs. NE	[L]	23	6	15	2	4/12	349	71	4.9	103	27	3.8	246	3-21	267	41/	24/	2	5-47.8	4-39	0-0	23	2	0	2	0	0	2/2	-	3/3	27:25
17	12/30	at TEN	[L]	12	6	4	2	6/14	221	51	4.3	79	34	2.3	142	2-10	152	15/	9/	0	5-40.8	5-43	0-0	38	5	1	0	4	0	5/5	-	1/1	27:39
TOTALS			2-14	364	133	194	37	89/215	6,088	1,100	5.5	2,256	545	4.1	3,832	20-128	3,960	535/	341/	12	68-46.0	101-820	17-11	444	48	19	21	8	0	46/46	1/1	36/43	32:31

JACKSONVILLE JAGUARS 2011 OFFENSE GAME-BY-GAME

Wk.	Date	Opp	FIRST DOWNS			3 RD			TOT. OFFENSE			RUSHING			PASSING			PUNTS			PEN.			FUM. Tot. Tot.									
			Tot	Run	Pass	Pen	DOWN	Yards	Plays	Avg.	Yards	Att.	Avg.	Sacks	Gross	Att./	Cmp./	Int.	Avg.	Yards	Lost	Pts.	TD	Rn	Ps	Rt	Sfty	PAT	2PT	Fgs	T.O.P.		
1	9/11	vs. TEN	[W]	20	10	9	1	9/18	323	73	4.4	163	47	3.5	160	2-15	175	24/	17/	0	5-43.6	5-39	2-1	16	1	1	0	0	0	1/1	-	3/3	39:38
2	9/18	at NYJ	[L]	11	5	6	0	3/12	203	54	3.8	112	27	4.1	91	2-20	111	25/	11/	4	5-40.6	4-50	0-0	3	0	0	0	0	0	0/0	-	1/1	26:37
3	9/25	at CAR	[L]	13	7	4	2	3/14	257	57	4.5	128	34	3.8	129	2-10	139	21/	12/	1	6-39	8-60	5-0	10	1	0	1	0	0	1/1	-	1/1	30:26
4	10/2	vs. NO	[L]	15	4	7	4	4/15	274	62	4.4	104	17	6.1	170	3-26	196	42/	16/	1	4-38.3	2-15	1-0	10	1	0	1	0	0	1/1	-	1/1	22:55
5	10/9	vs. CIN	[L]	12	5	7	0	6/16	296	58	5.1	96	27	3.6	200	3-21	221	28/	15/	0	7-37.7	2-15	4-2	20	2	1	1	0	0	2/2	-	2/2	27:27
6	10/16	at PITT	[L]	16	6	7	3	4/15	209	61	3.4	133	30	4.4	76	5-33	109	26/	12/	0	7-42.3	4-22	0-0	13	1	0	1	0	0	1/1	-	2/2	28:47
7	10/24	vs. BAL	[W]	13	6	5	2	2/16	205	66	3.1	132	42	3.1	73	4-20	93	20/	9/	0	7-40.9	6-90	4-1	12	0	0	0	0	0	0/0	-	4/4	36:15
8	10/30	at HOU	[L]	13	5	8	0	5/14	174	58	3.0	84	25	3.4	90	1-7	97	32/	10/	2	8-46.8	5-39	1-0	14	2	1	1	0	0	2/2	-	0/0	24:41
10	11/13	at IND	[W]	18	9	8	1	6/15	251	64	3.9	141	41	3.4	110	2-8	118	21/	14/	1	6-38.7	5-55	0-0	17	2	1	1	0	0	2/2	-	1/2	35:21
11	11/20	at CLE	[L]	23	10	9	4	7/15	303	71	4.3	108	29	3.7	195	1-15	210	41/	22/	0	5-40.6	9-81	1-0	10	1	1	0	0	0	1/1	-	1/1	30:53
12	11/27	vs. HOU	[L]	14	4	7	3	5/19	255	71	3.6	105	24	4.4	150	7-48	198	40/	20/	1	9-42.2	4-30	1-0	13	1	0	0	1	0	1/1	-	2/3	31:39
13	12/5	vs. SD	[L]	17	6	11	0	9/16	306	66	4.6	129	31	4.2	177	2-18	195	33/	19/	1	5-43.4	3-26	2-0	14	2	0	2	0	0	2/2	-	0/0	31:43
14	12/11	vs. TB	[W]	21	7	10	4	5/15	325	67	4.9	116	33	3.5	209	1-8	217	33/	19/	2	7-41.4	8-80	2-0	41	6	2	2	2	0	5/5	0/1	0/0	32:49
15	12/15	at ATL	[L]	12	4	8	0	3/10	207	46	4.5	116	19	6.1	91	5-50	141	22/	12/	1	7-43.4	5-40	3-3	14	2	0	1	1	0	2/2	-	0/0	21:29
16	12/24	at TEN	[L]	18	6	12	0	5/18	300	71	4.2	113	28	4.0	187	1-11	198	42/	21/	1	9-45.1	6-28	0-0	17	2	2	0	0	0	2/2	-	1/1	29:01
17	1/1	vs. IND	[W]	15	9	4	2	5/13	261	57	4.6	190	35	5.4	71	3-21	92	19/	11/	0	2-43.5	1-10	1-1	19	1	0	1	0	0	1/1	-	4/4	30:48
Totals			5-11	251	103	122	26	81/241	4,149	1,002	4.1	1,970	489	4.0	2,179	44-331	2,510	469/	240/	15	99-41.9	77-680	27-8	283	25	9	12	4	0	24/24	0/1	23/25	30:02

JACKSONVILLE JAGUARS 2011 DEFENSE GAME-BY-GAME

Wk.	Date	Opp	FIRST DOWNS			3 RD			TOT. OFFENSE			RUSHING			PASSING			PUNTS			PEN.			FUM. Tot. Tot.									
			Tot	Run	Pass	Pen	DOWN	Yards	Plays	Avg.	Yards	Att.	Avg.	Net	Sacks	Gross	Att./	Cmp./	Int.	Avg.	Yards	Lost	Pts.	TD	Rn	Ps	Rt	Sfty	PAT	2PT	Fgs	T.O.P.	
1	9/11	vs. TEN	[W]	13	1	11	1	4/11	292	49	6.0	43	13	3.3	249	2-14	263	34/	21/	1	7-41.6	7-60	1-0	14	2	0	2	0	0	2/2	-	0/1	20:22
2	9/18	at NYJ	[L]	15	5	8	2	3/12	283	57	5.0	101	32	3.2	182	1-0	182	24/	17/	2	5-38.8	7-60	0-0	32	3	1	2	0	1	3/3	-	3/3	33:23
3	9/25	at CAR	[L]	16	5	10	1	6/16	265	62	4.3	107	28	3.8	158	0-0	158	34/	18/	0	8-38.4	8-69	0-0	16	1	0	1	0	1	0/0	1/1	2/2	29:34
4	10/2	vs. NO	[L]	30	9	20	1	7/14	503	81	6.2	177	34	5.2	326	3-25	351	44/	31/	2	1-58.0	6-50	0-0	23	2	1	1	0	0	2/2	-	3/5	37:05
5	10/9	vs. CIN	[L]	13	2	11	0	8/19	239	66	3.6	77	31	2.5	162	2-17	179	33/	21/	1	7-47.7	4-33	1-0	30	4	1	2	1	0	3/4	-	1/1	32:33
6	10/16	at PITT	[L]	15	6	8	1	7/15	370	58	6.4	185	32	5.8	185	3-15	200	23/	12/	0	6-42.7	8-65	1-0	17	2	1	1	0	0	2/2	-	1/2	31:13
7	10/24	vs. BAL	[W]	11	8	2	2/12	146	53	2.8	34	12	2.8	112	3-25	137	38/	21/	1	9-52.2	10-85	2-1	7	1	0	1	0	0	1/1	-	0/1	23:45	
8	10/30	at HOU	[L]	20	6	14	0	10/17	358	71	5.0	156	39	4.0	202	2-23	225	30/	16/	0	6-45.3	7-60	2-2	24	3	2	1	0	0	3/3	-	1/2	35:19
10	11/13	at IND	[W]	13	2	8	3	4/15	212	57	3.7	84	23	3.7	128	5-33	161	29/	20/	2	6-41.0	6-40	2-1	3	0	0	0	0	0	0/0	-	1/1	24:39
11	11/20	at CLE	[L]	20	6	10	4	4/10	334	54	6.2	148	28	5.3	186	2-13	199	24/	17/	1	3-36.0	9-70	0-0	14	2	1	1	0	0	2/2	-	0/1	29:07
12	11/27	vs. HOU	[L]	9	5	4	0	2/15	215	59	3.6	88	31	2.8	127	0-0	127	28/	18/	0	10-43.6	7-80	3-1	20	2	1	1	0	0	2/2	-	2/2	28:21
13	12/5	vs. SD	[L]	19	7	12	0	4/10	433	54	8.0	139	26	5.3	294	0-0	294	28/	22/	0	4-44.8	6-55	0-0	38	5	2	3	0	0	5/5	-	1/1	28:17
14	12/11	vs. TB	[W]	15	7	7	1	3/11	280	59	4.7	110	24	4.6	170	3-14	184	32/	17/	3	5-37.8	12-97	6-4	14	2	2	0	0	0	2/2	-	0/0	27:11
15	12/15	at ATL	[L]	20	6	13	1	6/15	373	68	5.5	97	35	2.8	276	1-4	280	32/	24/	0	5-40.8	4-31	0-0	41	5	1	3	1	0	5/5	-	2/2	38:31
16	12/24	at TEN	[L]	20	3	14	3	3/12	407	66	6.2	65	25	2.6	342	1-8	350	40/	24/	2	4-43.0	0-0	1-1	23	2	1	1	0	0	2/2	-	3/3	30:59
17	1/1	vs. IND	[W]	19	2	17	0	6/14	298	65	4.6	56	22	2.5	242	3-22	264	40/	27/	2	3-45.3	4-40	2-1	13	1	0	1	0	0	1/1	-	2/2	29:12
Totals			5-11	268	73	175	20	79/218	5,008	979	5.1	1,667	435	3.8	3,341	31-213	3,554	513/	326/	17	89-43.3	105-895	21-11	329	37	14	21	2	2	35/36	1/1	22/29	29:58

JACKSONVILLE JAGUARS 2010 OFFENSE GAME-BY-GAME

Wk.	Date	Opp	FIRST DOWNS					3 RD	TOT. OFFENSE			RUSHING			PASSING			PUNTS			PEN.			FUM. Tot. Tot.									
			Tot	Run	Pass	Pen	Down		Yards	Plays	Avg.	Yards	Att.	Avg.	Net	Sacks	Gross	Att./	Cmp./	Int.	Avg.	Yards	Lost	Pts.	TD	Rn	Ps	Rt	Sfty	PAT	2PT	Fgs	T.O.P.
1	9/12	vs. DEN	[W]	18	9	6	3	3-10	299	56	5.3	134	34	3.9	165	1-5	170	21/	16/	0	4-41.3	5-47	0-0	24	3	0	3	0	3/3	-	1/1	29:30	
2	9/19	at SD	[L]	20	6	14	0	6-12	350	68	5.1	71	24	3.0	279	2-14	293	42/	26/	4	0-0.0	5-33	2-2	13	1	0	1	0	1/1	-	2/2	30:24	
3	9/26	vs. PHI	[L]	16	9	6	1	5-17	191	69	2.8	139	32	4.3	52	7-53	105	30/	13/	1	8-48.0	4-67	1-0	3	0	0	0	0/0	-	1/1	32:53		
4	10/3	vs. IND	[W]	20	10	9	1	9-13	337	57	5.9	174	35	5.0	163	0-0	163	22/	17/	0	4-42.5	7-45	0-0	31	4	2	2	0	4/4	-	1/1	29:46	
5	10/10	at BUF	[W]	21	10	11	0	4-11	381	62	6.1	216	40	5.4	165	2-13	178	20/	16/	1	0-0.0	5-38	3-2	36	3	0	3	0	3/3	-	5/5	34:21	
6	10/18	vs. TEN	[L]	17	7	8	2	3-13	249	63	4.0	76	25	3.0	173	2-16	189	36/	21/	3	3-37.3	7-55	1-1	3	0	0	0	0/0	-	1/1	27:15		
7	10/24	at KC	[L]	19	4	12	3	3-10	300	58	5.2	84	23	3.7	216	1-6	222	34/	18/	2	3-38.3	6-43	2-1	20	2	0	2	0	2/2	-	2/2	26:00	
8	10/31	at DAL	[W]	20	6	14	0	6-12	387	58	6.7	149	34	4.4	238	3-22	260	21/	17/	0	5-48.4	6-36	1-1	35	5	1	4	0	5/5	-	0/0	32:35	
10	11/14	vs. HOU	[W]	29	12	15	2	4-11	491	69	7.1	165	36	4.6	326	2-16	342	31/	24/	0	3-43.7	8-62	1-0	31	4	2	2	0	4/4	-	1/3	35:23	
11	11/21	vs. CLE	[W]	24	11	11	2	4-11	371	67	5.5	145	28	5.2	226	4-28	254	35/	20/	4	2-33.5	2-10	2-2	24	3	1	2	0	3/3	-	1/1	31:28	
12	11/28	at NYG	[L]	26	15	9	2	10-16	328	73	4.5	207	34	6.1	121	4-41	162	35/	20/	1	3-43.3	3-20	3-1	20	2	2	0	0	2/2	-	2/2	35:27	
13	12/5	at TEN	[W]	23	16	7	0	6-15	377	73	5.2	258	53	4.9	119	1-7	126	19/	14/	0	2-43.0	4-31	1-0	17	2	2	0	0	2/2	-	1/3	39:54	
14	12/12	vs. OAK	[W]	19	10	8	1	5-12	385	58	6.6	234	34	6.9	151	2-8	159	22/	11/	1	5-41.4	6-52	0-0	38	5	2	3	0	5/5	-	1/1	29:55	
15	12/19	at IND	[L]	20	4	14	2	5-13	356	61	5.8	67	22	3.0	289	1-5	294	38/	24/	1	4-48.0	6-55	3-1	24	3	0	2	1	0	3/3	-	1/1	30:22
16	12/26	vs. WAS	[L]	15	4	11	0	7-17	336	65	5.2	78	23	3.4	258	4-41	299	38/	22/	2	7-45.4	7-66	2-0	17	2	1	1	0	2/2	-	1/2	32:54	
17	1/2	at HOU	[L]	23	15	6	2	1-10	322	62	5.2	198	35	5.7	124	2-16	140	25/	12/	1	4-44.3	2-15	1-1	17	2	1	1	0	2/2	-	1/2	30:48	
Totals	8-8	330	148	161	21	81-203	5,460	1,019	5.4	2,395	512	4.7	3,065	38-291	3,356	469/	291/	21	57-43.8	83-675	23-12	353	41	14	26	1	0	41/41	-	22/28	31:43		

JACKSONVILLE JAGUARS 2010 DEFENSE GAME-BY-GAME

Wk.	Date	Opp	FIRST DOWNS					3 RD	TOT. OFFENSE			RUSHING			PASSING			PUNTS			PEN.			FUM. Tot. Tot.									
			Tot	Run	Pass	Pen	Down		Yards	Plays	Avg.	Yards	Att.	Avg.	Net	Sacks	Gross	Att./	Cmp./	Int.	Avg.	Yards	Lost	Pts.	TD	Rn	Ps	Rt	Sfty	PAT	2PT	Fgs	T.O.P.
1	9/12	vs. DEN	[W]	21	6	14	1	3-10	363	61	6.0	89	25	3.6	274	3-21	295	33/	21/	1	4-43.0	7-70	1-1	17	2	1	1	0	2/2	-	1/1	30:30	
2	9/19	at SD	[L]	25	7	17	1	4-8	477	60	8.0	151	30	5.0	326	1-8	334	29/	22/	2	2-17.0	4-25	1-1	38	5	2	3	0	5/5	-	1/1	29:36	
3	9/26	vs. PHI	[L]	15	4	10	1	5-13	373	55	6.8	106	21	5.0	267	3-24	291	31/	17/	0	7-45.1	7-84	0-0	28	4	1	3	0	4/4	-	0/0	27:07	
4	10/3	vs. IND	[W]	28	5	23	0	7-10	406	66	6.2	58	19	3.1	348	1-4	352	46/	33/	1	2-55.0	3-35	2-1	28	4	2	2	0	4/4	-	0/0	30:14	
5	10/10	at BUF	[W]	17	5	10	2	3-11	306	54	5.7	110	21	5.2	196	3-24	220	30/	20/	0	4-48.5	5-35	2-0	26	3	0	3	0	2/2	0/1	2/2	25:39	
6	10/18	vs. TEN	[L]	20	8	10	2	8-14	324	60	5.4	153	39	3.9	171	0-0	171	21/	14/	0	2-49.0	8-57	1-0	30	3	1	2	0	3/3	-	3/3	32:45	
7	10/24	at KC	[L]	25	13	10	2	6-11	426	61	7.0	236	42	5.6	190	1-3	193	18/	13/	0	3-45.3	7-92	0-0	42	6	3	2	1	0	6/6	-	0/0	34:00
8	10/31	at DAL	[W]	25	5	16	4	6-13	415	73	5.7	50	22	2.3	365	2-14	379	49/	34/	4	3-44.7	3-20	1-0	17	2	1	1	0	2/2	-	1/1	27:25	
9	11/14	vs. HOU	[W]	20	6	13	1	4-10	395	53	7.5	81	21	3.9	314	0-0	314	32/	22/	0	4-37.5	8-49	2-1	24	3	1	2	0	3/3	-	1/1	24:37	
10	11/21	vs. CLE	[W]	15	4	10	1	7-16	283	60	4.7	88	26	3.4	195	6-46	241	28/	17/	1	5-44.0	5-45	1-0	20	2	0	1	1	0	2/2	-	2/4	28:32
11	11/28	at NYG	[L]	17	6	11	0	3-10	361	50	7.2	135	26	5.2	226	0-0	226	24/	14/	0	3-49.7	4-25	0-0	24	2	0	2	0	2/2	1/1	3/3	24:33	
12	12/5	at TEN	[W]	11	3	18	1	2-11	220	47	4.7	57	14	4.1	163	1-6	169	32/	14/	2	2-36.0	4-30	0-0	6	0	0	0	0/0	-	2/2	20:06		
13	12/12	vs. OAK	[W]	21	3	16	2	6-13	476	61	7.8	153	25	6.1	323	3-21	344	33/	22/	1	5-42.0	4-25	1-1	31	4	2	2	0	4/4	-	1/1	30:05	
14	12/19	at IND	[L]	19	7	12	0	5-13	376	64	5.9	155	24	6.5	221	1-8	229	39/	29/	0	6-39.2	6-68	0-0	34	4	1	2	1	0	4/4	-	2/2	29:38
15	12/26	vs. WAS	[L]	15	5	8	2	4-15	251	64	3.9	79	24	3.3	172	1-10	182	39/	19/	1	9-40.9	5-40	0-0	20	2	1	1	0	2/2	-	2/2	29:53	
16	1/2	at HOU	[L]	22	12	9	1	5-11	497	59	8.4	244	37	6.6	253	0-0	253	22/	18/	0	3-38.7	5-48	0-0	34	4	3	1	0	4/4	-	2/2	29:12	
Totals	8-8	316	98	197	21	78-189	5,949	948	6.3	1,945	416	4.7	4,004	26-189	4,193	506/	329/	13	64-42.4	85-748	12-5	419	50	19	28	3	0	48/48	1/2	23/25	28:17		

JACKSONVILLE JAGUARS 2009 OFFENSE GAME-BY-GAME

Wk.	Date	Opp	FIRST DOWNS			3 RD	TOT. OFFENSE			RUSHING			PASSING			PUNTS			FUM. Tot.			T.O.P.											
			Tot	Run	Pass		Pen	Down	Yards	Plays	Avg.	Yards	Att.	Avg.	Gross	Att./	Comp./	Int.	Avg.	Yards	Pen.		Lost	Pts.	TD	Rn	Ps	Rt	Sfty	PAT	2PT	Fgs	
1	9/13	at IND	[L]	12	7	4	1	6-15	228	55	4.1	114	26	4.4	114	1-8	122	28/	14/	0	5-37.8	3-24	0-0	12	1	1	0	0	0/0	0/1	2/3	26:04	
2	9/20	vs. ARI	[L]	18	4	13	1	6-16	367	67	5.5	92	20	4.6	275	4-7	282	43/	23/	1	4-45.3	8-50	4-2	17	2	0	2	0	2/2	-	1/2	28:39	
3	9/27	at HOU	[W]	24	11	10	3	5-11	399	62	6.4	185	32	5.8	214	0-0	214	30/	18/	0	3-35.3	5-40	1-1	31	4	4	0	0	4/4	-	1/1	30:52	
4	10/4	vs. TEN	[W]	27	10	15	2	6-13	442	69	6.4	137	30	4.6	305	2-18	323	37/	27/	0	3-37.0	4-30	1-1	37	4	1	3	0	4/4	-	3/4	34:07	
5	10/11	at SEA	[L]	10	2	8	0	2-13	199	52	3.8	38	15	2.5	161	5-29	190	32/	19/	0	8-46.4	9-73	2-2	0	0	0	0	0	0/0	-	0/0	25:16	
6	10/18	vs. STL	[W]	33	14	15	4	11-16	492	84	5.9	166	38	4.4	326	3-9	335	43/	30/	2	4-36.3	3-15	1-1	23	3	3	0	0	2/2	0/1	1/2	42:12	
8	11/1	at TEN	[L]	12	4	8	0	4-12	330	49	6.7	217	16	13.6	113	4-26	139	29/	14/	2	7-44.1	2-27	2-0	13	2	2	0	0	1/2	-	0/0	20:17	
9	11/8	vs. KC	[W]	21	11	10	0	9-16	426	69	6.2	173	41	4.2	253	1-11	264	27/	18/	0	4-44.3	5-31	1-1	24	3	2	1	0	3/3	-	1/2	36:13	
10	11/15	at NYJ	[W]	18	6	11	1	7-13	347	60	5.8	139	32	4.3	208	2-13	221	26/	16/	0	4-36.8	5-40	2-1	24	3	2	1	0	3/3	-	1/2	31:07	
11	11/22	vs. BUF	[W]	19	7	11	1	9-15	310	66	4.7	102	34	3.0	208	2-7	215	30/	21/	1	5-44.8	6-50	3-1	18	2	1	1	0	1/1	1/1	1/1	36:24	
12	11/29	at SF	[L]	18	4	14	0	3-12	357	61	5.9	96	19	5.1	261	6-46	307	36/	25/	0	4-43.3	6-60	2-2	3	0	0	0	0	0/0	-	1/3	29:16	
13	12/6	vs. HOU	[W]	19	7	11	1	8-16	323	68	4.8	107	36	3.0	216	4-22	238	28/	15/	0	3-49.3	4-45	2-1	23	2	0	2	0	1	2/2	-	3/3	30:07
14	12/13	vs. MIA	[L]	10	5	3	2	3-14	217	54	4.0	95	25	3.8	122	3-17	139	26/	11/	0	7-43.1	2-10	1-0	10	1	1	0	0	1/1	-	1/1	24:54	
15	12/17	vs. IND	[L]	25	9	16	0	10-16	345	76	4.5	139	34	4.1	206	2-17	223	40/	23/	1	3-44.7	4-22	1-0	31	4	1	3	0	4/4	-	1/2	35:26	
16	12/27	at NE	[L]	16	7	9	0	4-11	275	52	5.3	98	25	3.9	177	2-8	185	25/	19/	2	4-38.8	1-5	1-0	7	1	1	0	0	1/1	-	0/0	27:35	
17	1/3	at CLE	[L]	18	6	12	0	9-17	328	66	5.0	131	24	5.5	197	3-5	202	39/	22/	1	4-36.3	3-20	2-0	17	2	0	2	0	2/2	-	1/2	27:02	
Totals		8-8	300	114	170	16		102-226	5,385	1,010	5.3	2,029	447	4.5	3,356	44-243	3,599	519/	315/	10	72-41.9	70-542	26-13	290	34	19	15	0	1	30/31	1/3	18/28	30:08

JACKSONVILLE JAGUARS 2009 DEFENSE GAME-BY-GAME

Wk.	Date	Opp	FIRST DOWNS			3 RD	TOT. OFFENSE			RUSHING			PASSING			PUNTS			FUM. Tot.			T.O.P.											
			Tot	Run	Pass		Pen	Down	Yards	Plays	Avg.	Yards	Att.	Avg.	Net	Sacks	Gross	Att./	Comp./	Int.	Avg.		Yards	Pen.	Lost	Pts.	TD	Rn	Ps	Rt	Sfty	PAT	2PT
1	9/13	at IND	[L]	21	4	15	2	8-14	365	70	5.2	71	31	2.3	294	1-7	301	38/	28/	1	2-44.0	3-17	1-1	14	2	1	1	0	2/2	-	0/1	33:56	
2	9/20	vs. ARI	[L]	22	7	15	0	2-9	383	60	6.4	118	28	4.2	265	0-0	265	32/	27/	0	3-46.3	7-58	5-2	31	4	1	2	1	0	4/4	-	1/2	31:21
3	9/27	at HOU	[W]	23	5	17	1	4-10	397	59	6.7	111	22	5.0	286	2-14	300	35/	26/	1	4-42.8	5-60	1-1	24	3	0	3	0	3/3	-	1/1	29:08	
4	10/4	vs. TEN	[W]	19	5	13	1	8-16	379	67	5.7	95	19	5.0	284	0-0	284	48/	29/	2	5-42.2	6-68	1-1	17	2	1	1	0	0/0	1/2	1/1	25:53	
5	10/11	at SEA	[L]	24	8	13	3	6-14	379	71	5.3	143	40	3.6	236	1-5	241	30/	18/	0	3-44.3	1-10	2-0	41	5	0	4	1	0	5/5	-	2/2	34:44
6	10/18	vs. STL	[W]	13	1	11	1	4-12	262	53	4.9	55	18	3.1	207	1-6	213	34/	22/	1	6-41.2	6-52	0-0	20	2	0	1	1	0	2/2	-	2/2	24:48
8	11/1	at TEN	[L]	20	12	8	0	8-15	430	67	6.4	305	49	6.2	125	0-0	125	18/	15/	0	4-48.3	4-20	0-0	30	3	2	1	0	0	3/3	-	3/3	39:43
9	11/8	vs. KC	[W]	14	3	10	1	4-13	301	56	5.4	60	14	4.3	241	3-21	262	39/	23/	0	7-46.6	1-10	1-0	21	2	0	2	0	1/1	1/1	2/3	23:47	
10	11/15	at NYJ	[W]	19	7	10	2	7-13	322	60	5.4	110	29	3.8	212	0-0	212	31/	16/	2	2-50.5	4-26	1-1	22	2	1	1	0	1/1	0/1	3/3	28:53	
11	11/22	vs. BUF	[W]	14	1	12	1	3-11	343	51	6.7	53	18	2.9	290	2-7	297	31/	18/	2	4-50.5	6-43	2-1	15	1	0	1	0	0/0	0/1	3/3	23:36	
12	11/29	at SF	[L]	15	5	9	1	8-16	284	61	4.7	52	20	2.6	232	0-0	232	41/	27/	0	5-50.2	1-5	0-0	20	2	0	2	0	2/2	-	2/2	30:44	
13	12/6	vs. HOU	[W]	19	7	10	2	5-15	305	61	5.0	72	22	3.3	233	2-7	240	37/	22/	3	5-45.0	6-37	1-0	18	2	1	1	0	1/1	0/1	1/1	29:53	
14	12/13	vs. MIA	[L]	22	8	14	0	8-15	354	71	5.0	146	40	3.7	208	2-12	220	29/	21/	1	5-43.8	4-27	5-2	14	2	2	0	0	2/2	-	0/1	35:06	
15	12/17	vs. IND	[L]	18	2	16	0	8-12	369	53	7.0	61	23	2.7	308	0-0	308	30/	23/	1	3-43.0	5-40	0-0	35	5	0	4	1	0	5/5	-	0/0	24:34
16	12/27	at NE	[L]	26	12	14	0	6-10	464	62	7.5	197	36	5.5	267	0-0	267	26/	23/	0	1-42.0	2-10	1-1	35	5	1	4	0	5/5	-	0/0	32:25	
17	1/3	at CLE	[L]	18	13	4	1	5-13	300	60	5.0	214	49	4.4	86	0-0	86	11/	7/	1	3-35.7	3-15	1-0	23	2	2	0	0	2/2	-	3/3	32:58	
Totals		8-8	307	100	191	16		94-209	5,637	982	5.7	1,863	458	4.1	3,774	14-79	3,853	510/	345/	15	62-44.9	64-498	22-10	380	44	12	28	4	1	38/38	2/6	24/28	29:52

JACKSONVILLE JAGUARS 2008 OFFENSE GAME-BY-GAME

Wk.	Date	Opp	FIRST DOWNS			3 RD	TOT. OFFENSE			RUSHING			PASSING			PUNTS			FUM.			Tot.												
			Tot	Run	Pass		Pen	DOWN	Yards	Plays	Avg.	Yards	Att.	Avg.	Sacks	Gross	Att./	Cmp./	Int.	Avg.	Yards		Pen.	Yards	TD	Rn	Ps	Rt	Sfty	PAT	2PT	FGs	T.O.P.	
1	9/7	at TEN	[L]	13	1	11	1	5-14	189	59	3.2	33	17	1.9	156	7-59	215	35/	23/	2	6-37.0	6-50	1-1	10	1	0	1	0	0	1/1	-	1/2	-	31-20
2	9/14	vs. BUF	[L]	19	9	9	1	2-11	243	57	4.3	98	27	3.6	145	2-20	165	28/	17/	1	4-50.5	5-35	1-0	16	1	1	0	0	0	1/1	-	3/3	-	28-46
3	9/21	at IND	[W]	25	13	11	1	8-14	403	70	5.8	236	48	4.9	167	0-0	167	22/	16/	1	1-60.0	5-44	0-0	23	2	1	0	1	0	2/2	-	3/3	-	41-35
4	9/28	vs. HOU	[W]	21	7	14	0	6-12	375	58	6.5	139	25	5.6	236	1-0	236	32/	23/	0	2-46.5	2-27	0-0	30	3	2	1	0	0	3/3	-	3/3	-	31-15
5	10/5	vs. PIT	[L]	14	2	9	3	3-13	213	54	3.9	38	19	2.0	175	3-25	200	32/	18/	0	5-46.6	8-89	1-0	21	3	1	1	1	0	3/3	-	0/0	-	26-37
6	10/12	at DEN	[W]	26	9	15	2	5-12	416	70	5.9	155	34	4.6	261	2-15	276	34/	25/	0	4-40.0	6-45	3-2	24	3	2	1	0	0	3/3	-	1/1	-	33-35
8	10/26	vs. CLE	[L]	23	6	16	1	11-20	380	74	5.1	113	29	3.9	267	3-16	283	42/	25/	0	3-46.7	6-40	1-1	17	2	0	2	0	0	2/2	-	1/2	-	35-05
9	11/2	at CIN	[L]	18	6	12	0	5-13	282	62	4.5	68	21	3.2	214	3-15	229	38/	23/	1	6-45.0	12-86	1-0	19	2	1	0	1	0	1/1	0/1	2/2	-	29-41
10	11/9	at DET	[W]	24	11	12	1	5-10	384	61	6.3	157	33	4.8	227	1-11	238	25/	18/	0	2-38.5	5-33	0-0	38	5	3	2	0	0	5/5	-	1/1	-	30-59
11	11/16	vs. TEN	[L]	17	6	7	4	3-15	257	66	3.9	140	32	4.4	117	4-31	135	30/	13/	1	10-40.9	9-61	1-0	14	2	2	0	0	0	2/2	-	0/0	-	32-27
12	11/23	vs. MIN	[L]	17	2	13	2	6-14	321	63	5.1	35	14	2.5	286	4-31	317	45/	27/	2	3-41.0	8-81	5-3	12	1	0	1	0	1	1/1	-	1/3	-	29-31
13	12/1	at HOU	[L]	21	6	15	0	4-11	388	64	6.1	126	26	4.8	262	3-25	287	35/	25/	1	3-40.3	8-60	2-2	17	2	1	1	0	0	2/2	-	1/2	-	33-03
14	12/7	at CHI	[L]	14	6	8	0	5-17	278	69	4.0	119	28	4.3	159	3-19	178	38/	19/	1	7-40.1	4-21	2-0	10	1	0	1	0	0	1/1	-	1/1	-	32-03
15	12/14	vs. GB	[W]	18	8	8	2	6-12	323	54	6.0	94	19	4.9	229	2-9	238	33/	21/	0	4-49.5	6-58	1-0	20	3	1	2	0	0	2/2	0/1	0/1	-	27-57
16	12/18	vs. IND	[L]	28	9	17	2	7-13	409	71	5.8	105	27	3.9	304	3-25	329	41/	28/	1	3-43.0	7-60	1-0	24	3	2	1	0	0	3/3	-	1/1	-	31-53
17	12/28	at BAL	[L]	14	6	6	2	6-12	245	53	4.6	118	27	4.4	127	1-0	127	25/	14/	2	4-46.5	7-28	3-2	7	1	0	1	0	0	1/1	-	0/0	-	27-58
Totals	5-11	312	107	183	22	87-213	22	87-213	5,106	1,005	5.1	1,774	426	4.2	3,332	42-288	3,620	537/	335/	13	67-43.3	104-813	23-11	302	35	17	15	3	1	33/33	0/2	19/25	0/2	31-22

JACKSONVILLE JAGUARS 2008 DEFENSE GAME-BY-GAME

Wk.	Date	Opp	FIRST DOWNS			3 RD	TOT. OFFENSE			RUSHING			PASSING			PUNTS			FUM.			Tot.												
			Tot	Run	Pass		Pen	DOWN	Yards	Plays	Avg.	Yards	Att.	Avg.	Sacks	Gross	Att./	Cmp./	Int.	Avg.	Yards		Pen.	Yards	TD	Rn	Ps	Rt	Sfty	PAT	2PT	FGs	T.O.P.	
1	9/7	at TEN	[L]	14	7	6	1	3-13	309	57	5.4	137	32	4.3	172	1-3	175	24/	14/	2	7-42.9	5-36	1-0	17	2	1	1	0	0	2/2	-	1/1	-	28-40
2	9/14	vs. BUF	[L]	18	6	11	1	6-11	285	54	5.3	75	26	2.9	210	3-29	239	25/	20/	0	3-47.7	4-40	1-1	20	2	1	1	0	0	2/2	-	2/2	-	31-14
3	9/21	at IND	[W]	19	9	7	3	5-9	325	49	6.6	114	19	6.0	211	1-5	216	29/	15/	2	3-45.0	6-37	0-0	21	3	2	1	0	0	3/3	-	0/0	-	18-25
4	9/28	vs. HOU	[W]	23	4	18	1	9-13	386	63	6.1	79	23	3.4	307	0-0	307	40/	29/	0	2-43.5	2-15	2-0	27	3	0	3	0	0	3/3	-	2/2	-	32-20
5	10/5	vs. PIT	[L]	28	6	18	4	7-15	415	70	5.9	129	26	5.0	286	3-23	309	41/	26/	1	4-49.8	10-129	0-0	26	3	0	3	0	0	2/2	0/1	2/2	-	33-23
6	10/12	at DEN	[W]	19	7	10	2	6-13	323	60	5.4	131	23	5.7	192	0-0	192	37/	21/	1	4-48.0	4-52	2-2	17	2	0	2	0	0	2/2	-	1/1	-	26-25
8	10/26	vs. CLE	[L]	15	6	9	0	3-12	327	52	6.3	91	24	3.8	236	1-10	246	27/	14/	0	5-41.4	1-15	1-0	23	2	1	1	0	0	2/2	-	3/3	-	24-55
9	11/2	at CIN	[L]	20	9	8	3	6-13	312	62	5.0	159	29	5.5	153	2-9	162	31/	21/	1	7-35.4	5-39	1-1	21	3	1	2	0	0	3/3	-	0/0	-	30-19
10	11/9	at DET	[W]	13	5	7	1	4-13	256	52	4.9	103	27	3.8	153	7-45	198	18/	11/	1	4-45.3	6-46	1-0	14	2	1	1	0	0	2/2	-	0/1	-	29-01
11	11/16	vs. TEN	[L]	13	4	8	1	1-12	344	57	6.0	114	33	3.5	230	1-0	230	23/	13/	1	8-43.0	10-63	0-0	24	3	0	3	0	0	3/3	-	1/1	-	27-33
12	11/23	vs. MIN	[L]	15	9	5	1	4-13	226	57	4.0	122	34	3.6	104	3-16	120	20/	12/	1	3-46.3	5-49	0-0	30	3	2	0	1	0	3/3	-	3/3	-	30-29
13	12/1	at HOU	[L]	18	8	8	2	1-8	326	51	6.4	126	26	4.8	200	0-0	200	25/	14/	1	3-36.0	5-30	1-0	30	3	2	1	0	0	3/3	-	3/3	-	26-57
14	12/7	at CHI	[L]	16	5	10	1	5-15	296	61	4.9	86	26	3.3	210	1-9	219	34/	20/	1	6-44.5	1-5	3-0	23	2	0	2	0	0	2/2	-	3/3	-	27-57
15	12/14	vs. GB	[W]	18	4	13	1	10-16	398	63	5.4	84	28	3.0	254	3-24	278	32/	20/	1	2-43.5	3-30	1-0	16	1	0	1	0	0	1/1	-	3/3	-	32-03
16	12/18	vs. IND	[L]	20	1	17	2	6-10	336	52	7.6	32	18	1.8	364	0-0	364	34/	29/	0	2-41.0	6-50	0-0	31	4	0	3	1	0	4/4	-	1/2	-	28-07
17	12/28	at BAL	[L]	20	8	11	1	5-14	431	62	7.0	127	34	3.7	304	3-18	322	25/	18/	0	4-38.3	7-55	1-0	27	3	3	0	0	3/3	-	2/3	-	32-02	
Totals	5-11	289	98	166	25	82-200	25	82-200	5,295	922	5.7	1,709	428	4.0	3,586	29-191	3,777	465/	297/	13	67-43.0	80-691	15-4	367	41	14	25	2	0	40/40	0/1	27/30	0/1	28-38

JACKSONVILLE JAGUARS 2007 OFFENSE GAME-BY-GAME

Wk.	Date	Opp	FIRST DOWNS			TOT. OFFENSE			RUSHING			PASSING			PUNTS			FUM.			T.O.P.									
			Tot	Run	Pen	Yards	Plays	Avg.	Yards	Att.	Avg.	Net	Sacks	Gross	Att./Cmp./Int.	Yards	Lost	Pts.	TD	Rn		Pt	Sfty	PAT	2PT	FGs				
1	9/9	vs. TEN	[L]	13	5	6	272	50	5.4	75	17	4.4	197	3-7	204	30/17/0	5-42.2	4-45	1-1	10	1	0	0	1/1	-	1/1	23:05			
2	9/16	vs. ATL	[W]	17	5	12	364	63	5.8	113	34	3.3	251	4-21	272	25/17/0	4-33.5	11-91	1-0	13	1	0	1	0	1/1	-	2/2	34:15		
3	9/23	at DEN	[W]	21	11	9	326	70	4.7	186	47	4.0	140	3-14	154	20/14/0	2-40.0	3-14	2-2	23	2	1	0	0	2/2	-	3/3	38:42		
5	10/7	at KC	[W]	20	7	12	357	66	5.4	156	35	4.5	201	4-17	218	27/20/0	4-45.0	5-30	0-0	17	2	1	0	0	2/2	-	1/2	36:43		
6	10/14	vs. HOU	[W]	25	9	13	457	61	7.5	244	26	9.4	213	1-8	221	34/22/0	0-0-0	3-28	3-3	37	5	2	2	1	0	4/5	-	1/2	29:20	
7	10/22	vs. IND	[L]	18	9	8	226	66	3.4	117	27	4.3	109	3-19	128	36/17/2	1-47.0	2-20	2-1	7	1	1	0	0	1/1	-	0/0	25:53		
8	10/28	at TB	[W]	12	6	6	219	62	3.5	133	44	3.0	86	2-14	100	16/7/0	8-45.5	5-45	1-0	24	3	1	1	0	3/3	-	1/1	32:05		
9	11/4	at NO	[L]	18	4	13	432	58	7.4	88	23	3.8	344	2-10	354	33/20/3	5-38.6	4-38	0-0	24	3	0	2	1	0	3/3	-	1/1	26:06	
10	11/11	at TEN	[W]	19	10	7	262	68	3.9	166	44	3.8	96	1-5	101	23/13/0	5-43.0	4-35	1-1	28	4	3	1	0	0	4/4	-	0/0	34:23	
11	11/18	vs. SD	[W]	18	8	9	311	61	5.1	122	37	3.3	189	0-0	189	24/15/0	5-40.6	5-42	0-0	24	3	1	2	0	0	3/3	-	1/1	32:57	
12	11/25	vs. BUF	[W]	21	6	14	416	64	6.5	124	26	4.8	292	1-4	296	37/23/0	1-51.0	1-5	1-1	36	3	2	1	0	0	3/3	-	5/5	29:15	
13	12/2	at IND	[L]	27	12	14	411	63	6.5	168	31	5.4	243	3-14	257	29/24/1	0-0-0	8-64	1-1	25	3	1	2	0	0	2/2	-	1/1	1/2 35:45	
14	12/9	vs. CAR	[W]	24	8	14	427	75	5.7	178	38	4.7	249	0-0	249	37/21/0	1-26.0	6-40	2-1	37	4	1	2	1	0	4/4	-	3/3	38:58	
15	12/16	at PIT	[W]	25	13	11	421	75	5.6	224	42	5.3	197	0-0	197	33/17/1	5-29.0	1-10	0-0	29	4	1	3	0	0	2/3	0/1	1/1	37:39	
16	12/23	vs. OAK	[W]	26	9	13	437	56	7.8	201	28	7.2	236	2-17	253	26/16/1	4-50.3	6-42	2-1	49	7	3	4	0	0	7/7	-	0/0	27:12	
17	12/30	at HOU	[L]	24	5	19	381	64	6.0	96	23	4.2	285	2-17	302	39/25/0	4-49.8	8-45	1-1	28	4	0	4	0	0	4/4	-	0/0	31:47	
Totals			11-5 328	127	180	21	5,719	1,022	5.6	2,391	522	4.6	3,328	31-167	3,495	469/288/8	54-41.6	76-594	18-13	411	50	18	28	4	0	46/48	1/2	21/24	32:08	
WC 1/5 at PIT			[W]	14	8	5	1	239	54	4.4	135	29	4.7	104	4-36	140	21/9/2	4-50.0	6-40	0-0	31	4	2	1	1	0	4/4	-	1/2	27:01
DIV 1/12 at NE			[L]	22	4	15	3	350	56	6.3	80	22	3.6	270	1-8	278	33/22/1	1-50.0	5-42	2-1	20	2	0	2	0	0	2/2	-	2/2	27:18

JACKSONVILLE JAGUARS 2007 DEFENSE GAME-BY-GAME

Wk.	Date	Opp	FIRST DOWNS			TOT. OFFENSE			RUSHING			PASSING			PUNTS			FUM.			T.O.P.									
			Tot	Run	Pen	Yards	Plays	Avg.	Yards	Att.	Avg.	Net	Sacks	Gross	Att./Cmp./Int.	Yards	Lost	Pts.	TD	Rn		Pt	Sfty	PAT	2PT	FGs				
1	9/9	vs. TEN	[L]	22	15	5	2	350	69	5.1	282	49	5.8	68	2-10	78	18/11/1	3-30.0	4-29	3-1	13	1	1	0	0	1/1	-	2/2	36:55	
2	9/16	vs. ATL	[W]	13	3	9	1	248	52	4.8	82	25	3.3	166	7-34	200	20/12/0	5-39.2	5-44	0-0	7	1	1	0	0	1/1	-	0/2	25:45	
3	9/23	at DEN	[W]	11	2	9	0	265	42	6.3	47	18	2.6	218	1-4	222	23/16/1	2-63.0	6-36	2-2	14	2	1	1	0	0	2/2	-	0/0	21:18
5	10/7	at KC	[W]	14	0	14	0	271	56	4.8	10	10	1.0	261	3-18	279	43/25/1	7-46.0	3-25	1-0	7	1	0	1	0	0	1/1	-	0/1	23:17
6	10/14	vs. HOU	[W]	23	5	18	0	390	69	5.7	61	24	2.5	329	2-12	341	43/30/1	2-44.5	8-58	2-2	17	1	0	1	0	0	0/0	1/1	3/3	30:40
7	10/22	vs. IND	[L]	24	12	10	2	384	72	5.3	141	33	4.3	243	2-16	259	37/23/1	3-40.3	4-27	1-0	29	3	2	1	0	1	3/3	-	2/2	34:07
8	10/28	at TB	[W]	18	5	12	1	385	64	6.0	136	21	6.5	249	2-18	267	41/19/3	6-44.5	7-74	0-0	23	2	1	1	0	0	2/2	-	3/3	27:55
9	11/4	at NO	[L]	32	6	25	1	538	75	7.2	103	25	4.1	435	1-10	445	49/35/0	3-44.3	2-20	2-1	41	5	1	3	1	0	5/5	-	2/4	33:54
10	11/11	at TEN	[W]	17	2	14	1	292	64	4.6	62	19	3.3	230	4-27	257	41/24/2	5-44.0	9-56	2-1	13	1	0	1	0	0	1/1	-	2/2	25:37
11	11/18	vs. SD	[W]	18	6	11	1	388	60	6.5	79	20	4.0	309	0-0	309	40/22/2	4-44.8	4-31	0-0	17	2	1	1	0	0	2/2	-	1/1	27:03
12	11/25	vs. BUF	[W]	20	5	14	1	297	65	4.6	94	24	3.9	203	1-8	211	40/27/2	4-37.8	5-29	1-1	14	2	1	1	0	0	2/2	-	0/0	30:45
13	12/2	at IND	[L]	19	4	14	1	342	55	6.2	63	25	2.5	279	1-9	288	29/20/1	2-38.0	2-15	0-0	28	4	0	4	0	0	4/4	-	0/0	24:15
14	12/9	vs. CAR	[W]	10	3	6	1	149	54	2.8	50	15	3.3	99	1-6	105	38/16/1	5-48.4	5-50	1-1	6	0	0	0	0	0/0	-	2/0	21:02	
15	12/16	at PIT	[W]	13	7	6	0	217	55	3.9	111	17	6.5	106	5-40	146	33/16/0	7-40.9	4-34	2-0	22	3	0	3	0	2/2	1/1	0/0	22:21	
16	12/23	vs. OAK	[W]	13	7	6	0	215	65	3.3	110	30	3.7	105	4-24	129	31/13/3	6-49.5	11-88	3-1	11	1	0	1	0	0/0	1/1	1/1	32:48	
17	12/30	at HOU	[L]	19	10	8	1	290	53	5.5	170	34	5.0	120	1-8	128	18/11/1	2-36.5	3-20	0-0	42	6	3	1	2	0	6/6	-	0/0	28:13
Totals			11-5 286	92	181	13	80-201	5,021	970	5.2	1,605	390	4.1	3,416	37-244	3,660	543/319/20	66-43.5	82-636	20-10	304	35	12	20	3	1	32/32	3/3	18/23	27:52
WC 1/5 at PIT			[W]	24	5	17	2	340	74	4.6	43	26	1.7	297	6-40	337	42/29/3	4-44.3	5-50	1-1	29	4	2	2	0	0	2/2	0/2	1/1	32:59
DIV 1/12 at NE			[L]	24	11	12	1	403	58	6.9	145	29	5.0	258	1-4	262	28/26/0	1-30.0	6-74	0-0	31	4	1	3	0	0	4/4	-	1/2	32:42

JACKSONVILLE JAGUARS 2006 OFFENSE GAME-BY-GAME

Wk.	Date	Opp	FIRST DOWNS			TOT. OFFENSE			RUSHING			PASSING			PUNTS			FUM.			Tot.									
			Tot	Run	Pen	3 RD DOWN	Yards	Plays	Avg.	Yards	Att.	Avg.	Net	Sacks	Gross	Att./ Cmp./ Int.	Yards	Lost	Pts.	TD		Rn	Ps	Rt	Sfty	PAT	2PT	FGs	T.O.P.	
1	9/10 vs. DAL	[W]	22	6	14	2	5-13	307	67	4.6	78	32	2.4	229	1-8	237	34/ 23/ 1	6-44.0	2-41	1-0	24	3	2	1	0	0	3/3	-	1/2	34:12
2	9/18 vs. PIT	[W]	17	3	13	1	6-18	362	70	5.2	110	30	3.7	252	1-8	260	39/ 26/ 1	6-41.8	10-86	1-0	9	0	0	0	0	0/0	-	3/3	37:25	
3	9/24 at IND	[L]	20	12	7	1	9-16	297	69	4.3	191	40	4.8	106	1-1	107	28/ 16/ 2	4-46.5	4-38	0-0	14	2	1	1	0	0	2/2	-	0/2	39:24
4	10/1 at WAS	[L]	12	2	10	0	2-13	307	54	5.7	32	16	2.2	275	4-15	290	34/ 20/ 1	5-49.2	4-35	1-1	30	3	0	3	0	0	3/3	-	3/3	25:17
5	10/8 vs. NYJ	[W]	19	8	9	2	6-13	312	60	5.2	181	39	4.6	131	1-9	140	20/ 9/ 0	4-38.5	9-62	0-0	41	5	3	2	0	0	5/5	-	2/2	32:02
7	10/22 at HOU	[L]	14	7	5	2	3-12	220	54	4.1	102	25	4.1	118	1-7	125	28/ 14/ 0	7-42.1	7-35	2-2	7	1	1	0	0	0	1/1	-	0/0	26:30
8	10/29 at PHI	[W]	16	13	3	0	4-14	285	64	4.5	209	46	4.5	76	1-11	87	17/ 10/ 0	5-39.8	5-44	2-1	13	1	1	0	0	0	1/1	-	2/2	36:51
9	11/5 vs. TEN	[W]	17	8	8	1	5-13	342	54	6.3	173	30	5.8	169	2-8	177	22/ 12/ 0	5-41.0	4-20	0-0	37	4	0	3	1	0	4/4	-	3/3	30:11
10	11/12 vs. HOU	[L]	16	6	9	1	5-10	322	55	5.9	118	19	6.2	204	2-10	214	34/ 15/ 4	4-36.5	9-65	1-0	10	1	1	0	0	0	1/1	-	1/1	22:27
11	11/20 vs. NYG	[W]	21	8	13	0	9-18	414	75	5.5	165	43	3.8	249	0-0	249	32/ 19/ 0	4-36.8	9-65	2-1	26	2	2	0	0	0	2/2	-	4/4	40:19
12	11/26 at BUF	[L]	19	11	7	1	1-11	323	60	5.4	207	35	5.9	116	3-16	132	22/ 16/ 0	6-38.7	10-108	2-1	24	3	1	2	0	0	3/3	-	1/2	32:10
13	12/3 at MIA	[W]	18	8	10	0	7-12	353	57	6.2	150	31	4.8	203	4-26	229	22/ 16/ 0	3-38.3	7-60	1-1	24	3	1	2	0	0	3/3	-	1/1	36:56
14	12/10 vs. IND	[W]	23	16	4	3	2-9	447	57	7.8	375	42	8.9	72	1-7	79	14/ 8/ 1	1-20.0	3-31	0-0	44	5	4	0	1	0	5/5	-	3/4	31:37
15	12/17 at TEN	[L]	23	9	13	1	10-19	396	82	4.8	193	41	4.7	203	4-30	233	37/ 22/ 3	2-37.5	2-25	1-1	17	2	1	1	0	0	2/2	-	1/1	44:22
16	12/24 vs. NE	[L]	12	3	8	1	5-12	339	46	7.4	144	22	6.5	195	1-0	195	23/ 17/ 0	5-38.8	7-60	2-1	21	3	2	1	0	0	3/3	-	0/1	22:47
17	12/31 at KC	[L]	24	7	14	3	6-14	397	65	6.1	113	22	5.1	284	3-22	306	40/ 23/ 1	6-31.8	5-35	0-0	30	4	3	1	0	0	3/3	0-1	1/1	29:22
Totals	8-8	293	127	147	19	85-217	5,423	989	5.5	2,541	513	5.0	2,882	30-178	3,060	446/ 266/ 14	73-40.0	97-806	16-9	371	42	23	17	2	0	41/41	0-1	26/32	32-11	

JACKSONVILLE JAGUARS 2006 DEFENSE GAME-BY-GAME

Wk.	Date	Opp	FIRST DOWNS			TOT. OFFENSE			RUSHING			PASSING			PUNTS			FUM.			Tot.									
			Tot	Run	Pen	3 RD DOWN	Yards	Plays	Avg.	Yards	Att.	Avg.	Net	Sacks	Gross	Att./ Cmp./ Int.	Yards	Lost	Pts.	TD		Rn	Ps	Rt	Sfty	PAT	2PT	FGs	T.O.P.	
1	9/10 vs. DAL	[W]	14	4	9	1	6/15	323	57	5.7	88	22	4.0	235	2-11	246	33/ 16/ 3	5-53.2	9-93	0-0	17	2	1	1	0	0	2/2	-	1/2	25:48
2	9/18 vs. PIT	[W]	9	0	7	2	3/13	153	48	3.2	26	14	1.9	127	2-14	141	32/ 17/ 2	8-44.8	3-25	1-0	0	0	0	0	0	0/0	-	0/0	22:35	
3	9/24 at IND	[L]	14	4	10	0	6/13	272	53	5.1	63	20	3.2	209	2-10	219	31/ 14/ 0	7-43.3	4-35	0-0	21	3	1	1	1	0	3/3	-	0/0	20:36
4	10/1 at WAS	[L]	22	11	11	0	7/14	481	70	6.9	152	40	3.8	329	0-0	329	30/ 18/ 1	5-30.8	4-40	1-1	36	4	1	3	0	0	3/3	-	3/3	36:32
5	10/8 vs. NYJ	[W]	11	6	3	2	3/14	177	58	3.1	132	34	3.9	45	6-26	71	18/ 10/ 3	6-40.8	6-59	1-1	0	0	0	0	0	0/0	-	0/0	27:58	
7	10/22 at HOU	[L]	21	10	10	1	5/14	349	69	5.1	131	34	3.9	218	1-6	224	34/ 25/ 0	5-43.4	3-17	0-0	27	3	1	2	0	0	3/3	-	2/3	33:30
8	10/29 at PHI	[W]	14	4	9	1	4/14	227	58	3.9	85	20	4.3	142	4-19	161	34/ 18/ 0	7-44.0	8-50	0-0	6	0	0	0	0	0/0	-	2/2	23:09	
9	11/5 vs. TEN	[W]	14	5	8	1	5/18	262	69	3.8	108	32	3.4	154	1-9	163	36/ 15/ 3	7-46.7	4-20	1-0	7	1	0	1	0	0	1/1	-	0/0	29:49
10	11/12 vs. HOU	[L]	21	9	9	3	8/19	306	80	3.8	148	42	3.5	158	3-18	176	35/ 17/ 0	5-34.2	6-51	1-0	13	1	1	0	0	0	1/1	-	2/4	37:33
11	11/20 vs. NYG	[W]	13	3	8	2	4/13	247	56	4.4	25	14	1.8	222	1-8	230	41/ 19/ 2	6-40.2	5-35	1-1	10	1	0	1	0	0	1/1	-	1/1	19:41
12	11/26 at BUF	[L]	13	3	8	2	3/10	241	51	4.7	72	23	3.1	169	0-0	169	28/ 21/ 1	6-44.2	4-55	3-0	27	3	2	0	1	0	3/3	-	2/2	27:50
13	12/3 at MIA	[W]	20	7	12	1	7/14	309	65	4.8	68	19	3.6	241	4-26	267	42/ 27/ 2	3-41.0	1-10	0-0	10	1	0	1	0	0	1/1	-	1/2	29:04
14	12/10 vs. IND	[W]	23	6	15	2	7/16	339	72	4.7	34	20	1.7	305	2-8	313	50/ 25/ 1	6-32.3	7-71	0-0	17	2	2	0	0	0	2/2	-	1/1	28:23
15	12/17 at TEN	[L]	5	2	3	0	0/8	98	34	2.9	41	16	2.6	57	3-28	85	15/ 8/ 0	5-43.8	4-40	1-0	24	3	0	0	3	0	3/3	-	1/2	15:38
16	12/24 vs. NE	[L]	22	10	10	2	8/16	359	70	5.1	117	30	3.9	242	1-7	249	39/ 28/ 0	5-35.0	7-51	0-0	24	3	2	1	0	0	3/3	-	1/2	37:13
17	12/31 at KC	[L]	23	10	11	2	7/16	395	68	5.8	170	40	4.3	225	3-10	235	25/ 16/ 2	4-39.5	5-32	2-1	35	5	3	1	1	0	5/5	-	0/0	30:38
Totals	8-8	259	94	143	22	83-227	4,538	978	4.6	1,460	420	3.5	3,078	35-200	3,278	523/ 294/ 20	90-41.4	80-684	12-4	274	32	14	12	6	0	31/31	-	17/24	27-49	

JACKSONVILLE JAGUARS 2005 OFFENSE GAME-BY-GAME

Wk.	Date	Opp	FIRST DOWNS			3 RD	TOT. OFFENSE			RUSHING			PASSING			PUNTS			FUM.			Tot.	T.O.P.										
			Tot	Run	Pass		Pen	Down	Yards	Plays	Avg.	Yards	Att.	Avg.	Sacks	Gross	Att./	Cmp./	Int.	Avg.	Yards			Loss	Pts.	TD	Rn	Ps	Rt	Sfty	PAT	2PT	Fgs
1	9/11	vs. SEA	[W]	18	4	13	1	4-13	362	66	5.5	119	31	3.8	243	3-15	258	32/	18/	0	4-44.0	6-31	1-0	26	2	0	2	0	0	2/2	-	4/5	34:11
2	9/18	at IND	[L]	12	4	7	1	6-15	303	59	5.1	128	24	5.3	175	6-23	198	29/	16/	0	7-45.6	7-60	6-0	3	0	0	0	0	0/0	-	1/2	31:20	
3	9/25	at NYJ	[W]	16	8	7	1	10-20	308	73	4.2	139	47	3.0	169	2-8	177	24/	16/	1	6-50.0	9-85	3-2	26	3	1	2	0	0	2/2	-	2/2	40:31
4	10/2	vs. DEN	[L]	13	1	10	2	3-9	241	47	5.1	12	11	1.1	229	2-11	240	34/	20/	2	6-41.8	15-119	3-2	7	1	0	1	0	0	1/1	-	0/0	21:55
5	10/9	vs. CIN	[W]	19	8	7	4	2-11	342	61	5.6	181	37	4.9	161	0-0	161	24/	10/	0	5-39.8	10-98	1-1	23	2	0	2	0	0	2/2	-	3/3	29:25
6	10/16	at PIT	[W]	17	6	9	2	7-19	246	73	3.4	93	35	2.7	153	3-24	177	35/	19/	1	9-46.9	10-106	1-0	21	3	1	1	1	0	2/2	-	1/1	36:09
8	10/30	at STL	[L]	16	6	10	0	6-14	427	61	7.0	221	28	7.9	206	2-7	213	31/	18/	1	3-25.7	4-25	1-0	23	3	1	2	0	0	3/3	-	0/2	31:22
9	11/6	vs. HOU	[W]	18	4	12	2	6-12	312	54	5.8	98	27	3.6	214	2-4	218	25/	19/	0	6-37.8	6-45	1-0	21	3	2	1	0	0	3/3	-	0/0	29:04
10	11/13	vs. BAL	[W]	20	8	10	2	5-14	338	66	5.1	133	35	3.8	205	1-6	211	30/	16/	0	5-40.6	5-42	0-0	30	3	1	1	1	0	3/3	-	3/3	34:29
11	11/20	at TEN	[W]	22	5	15	2	10-17	295	70	4.2	49	30	1.6	246	2-12	258	38/	22/	0	6-50.2	3-15	1-1	31	4	1	3	0	0	4/4	-	1/1	31:54
12	11/27	at AZ	[W]	19	8	9	2	8-15	295	61	4.8	162	33	4.9	133	0-0	133	28/	14/	0	4-39.0	11-81	0-0	24	3	2	0	1	0	3/3	-	1/2	31:41
13	12/4	at CLE	[W]	17	7	8	2	5-13	237	59	4.0	122	38	3.8	115	1-1	116	20/	11/	1	4-41.3	5-50	0-0	20	2	0	2	0	0	2/2	-	2/2	29:43
14	12/11	vs. IND	[L]	18	5	12	1	3-11	324	58	5.6	74	23	3.2	250	0-0	250	35/	26/	0	5-38.6	7-65	4-3	18	2	1	1	0	0	1/1	1/1	1/1	26:02
15	12/18	vs. SF	[W]	21	6	13	2	6-17	336	77	4.4	134	35	3.8	202	2-14	216	40/	21/	0	8-39.3	10-84	0-0	10	1	1	0	0	0	1/1	-	1/2	35:40
16	12/24	at HOU	[W]	30	11	14	5	5-11	448	67	6.7	172	33	5.2	276	3-16	292	31/	18/	0	2-49.0	6-50	2-0	38	5	4	1	0	0	5/5	-	1/2	32:18
17	1/1	vs. TEN	[W]	25	6	14	5	7-14	335	69	4.9	122	35	3.5	213	3-21	234	31/	19/	0	3-38.7	7-50	2-1	40	5	3	2	0	0	4/5	-	2/2	34:11
Totals			12-4	301	97	170	34	93-225	5,149	1,021	5.0	1,959	502	3.9	3,190	32-162	3,352	487/	283/	6	83-42.4	121-1006	27-11	361	42	18	21	3	0	38/39	1/1	23/30	31:33
WC 1/7/05	at NE		[L]	15	1	14	0	1-12	292	62	4.7	87	17	5.1	205	6-42	247	39/	21/	1	5-41.8	8-40	2-1	3	0	0	0	0	0/0	-	1/2	29:34	

JACKSONVILLE JAGUARS 2005 DEFENSE GAME-BY-GAME

Wk.	Date	Opp	FIRST DOWNS			3 RD	TOT. OFFENSE			RUSHING			PASSING			PUNTS			FUM.			Tot.	T.O.P.										
			Tot	Run	Pass		Pen	Down	Yards	Plays	Avg.	Yards	Att.	Avg.	Sacks	Gross	Att./	Cmp./	Int.	Avg.	Yards			Loss	Pts.	TD	Rn	Ps	Rt	Sfty	PAT	2PT	Fgs
1	9/11	vs. SEA	[W]	20	5	13	2	3-9	322	58	5.6	97	19	5.1	225	3-21	246	37/	21/	1	5-46.0	5-29	3-3	14	2	0	2	0	0	2/2	-	0/0	25:49
2	9/18	at IND	[L]	18	10	7	1	7-16	268	66	4.1	146	38	3.8	122	0-0	122	28/	13/	2	7-46.1	6-45	0-0	10	1	1	0	0	0	1/1	-	1/1	28:40
3	9/25	at NYJ	[W]	12	4	5	3	3-12	168	51	3.3	89	25	3.6	79	4-16	95	22/	11/	2	7-48.6	6-44	3-1	20	2	1	0	1	0	2/2	-	2/2	25:34
4	10/2	vs. DEN	[L]	24	9	12	3	5-15	306	73	4.2	188	44	4.3	118	3-18	136	26/	19/	0	4-48.5	5-30	0-0	20	2	0	2	0	0	2/2	-	2/4	38:05
5	10/9	vs. CIN	[W]	20	6	12	2	4-13	364	61	6.0	132	26	5.1	232	2-7	239	33/	22/	0	6-36.0	12-94	2-1	20	2	0	2	0	0	2/2	-	2/2	30:35
6	10/16	at PIT	[W]	16	3	7	6	1-12	218	60	3.6	73	30	2.4	145	2-9	154	28/	11/	3	6-31.7	7-80	2-1	17	2	0	1	1	0	2/2	-	1/2	27:27
8	10/30	at STL	[L]	15	7	7	1	4-12	386	56	6.9	200	33	6.1	186	2-14	200	21/	13/	3	5-40.8	9-59	0-0	24	3	0	2	1	0	3/3	-	1/1	28:38
9	11/6	vs. HOU	[W]	17	7	10	0	4-12	279	59	4.7	88	23	3.8	191	6-28	219	30/	22/	0	5-44.0	4-30	5-1	14	2	1	1	0	0	2/2	-	0/0	30:56
10	11/13	vs. BAL	[W]	8	2	5	1	4-14	163	54	3.0	53	17	3.1	110	4-32	142	33/	19/	3	7-44.6	9-86	0-0	3	0	0	0	0	0/0	-	1/1	25:31	
11	11/20	at TEN	[W]	16	4	11	1	5-13	254	54	4.7	63	21	3.0	191	3-17	208	30/	20/	1	8-46.6	11-73	0-0	28	4	1	2	1	0	4/4	-	0/0	28:06
12	11/27	at AZ	[W]	23	2	16	5	3-11	368	65	5.7	67	16	4.2	301	3-14	315	46/	29/	1	4-40.0	11-105	1-1	17	2	0	2	0	0	2/2	-	1/2	28:19
13	12/4	at CLE	[W]	15	4	9	2	4-12	303	57	5.3	98	32	3.1	205	5-21	226	20/	13/	0	6-37.2	7-97	1-0	14	2	0	2	0	0	2/2	-	0/1	30:17
14	12/11	vs. IND	[L]	25	3	19	3	6-14	399	74	5.4	99	34	2.9	300	3-24	324	37/	24/	0	3-46.3	5-47	0-0	26	2	0	2	0	0	2/2	-	4/4	33:58
15	12/18	vs. SF	[W]	11	4	3	4	1-13	217	51	4.3	110	25	4.4	107	2-16	123	24/	8/	1	8-41.9	8-56	1-0	9	0	0	0	0	0/0	-	3/3	24:20	
16	12/24	at HOU	[W]	18	4	13	1	7-13	370	62	6.0	107	29	3.7	263	4-32	295	29/	19/	1	2-32.0	7-40	1-0	20	2	0	2	0	0	2/2	-	2/4	27:42
17	1/1	vs. TEN	[W]	15	5	9	1	6-14	270	62	4.4	99	22	4.5	171	1-8	179	39/	21/	1	5-48.0	18-140	2-1	13	2	0	2	0	0	1/2	-	0/0	25:49
Totals			12-4	273	79	158	36	67-205	4,655	963	4.8	1,709	434	3.9	2,946	47-277	3,223	482/	285/	19	88-42.8	130-1055	21-9	269	30	4	22	4	0	29/30	-	20/27	28:27
WC 1/7/05	at NE		[L]	17	6	10	1	7-14	307	59	5.2	118	28	4.2	189	4-12	201	27/	15/	0	5-39.2	4-32	4-0	28	4	0	3	1	0	4/4	-	0/0	30:26

JACKSONVILLE JAGUARS 2004 OFFENSE GAME-BY-GAME

Wk.	Date	Opp	FIRST DOWNS			3 RD			TOT. OFFENSE			RUSHING			PASSING			PUNTS			PEN.			FUM.			Tot.						
			Tot	Run	Pass	Pen	DOWN	Yards	Plays	Avg.	Yards	Att.	Avg.	Net	Sacks	Gross	Att./	Cmp./	Int.	Avg.	Yards	Lost	Pts.	TD	Rn	Ps	Rt	Sfty	PAT	2PT	FGs	T.O.P.	
1	9/12	at BUF	[W]	14	4	8	2	2-13	225	61	3.7	83	23	3.6	142	2-5	147	36/	18/	2	6-47.0	9-50	0-0	13	1	0	1	0	0	1-1	-	2-2	26:07
2	9/19	vs DEN	[W]	8	2	4	2	1-10	176	40	4.4	67	22	3.0	109	2-11	120	16/	8/	0	9-44.1	10-85	1-0	7	1	0	1	0	0	1-1	-	0-0	22:52
3	9/26	at TEN	[W]	15	7	6	2	3-11	253	51	5.0	136	29	4.7	117	2-7	124	20/	14/	0	7-39.0	9-87	3-0	15	2	1	1	0	0	1-1	1-1	0-0	28:46
4	10/3	vs IND	[L]	23	5	16	2	8-15	408	73	5.6	97	31	3.1	311	1-7	318	41/	29/	0	1-33.0	5-28	2-1	17	1	0	1	0	0	--	1-1	3-4	35:33
5	10/10	at SD	[L]	28	6	19	3	7-14	429	75	5.7	80	18	4.4	349	3-8	357	54/	36/	2	3-38.7	5-33	1-1	21	3	2	1	0	0	3-3	-	0-0	30:02
6	10/17	vs KC	[W]	19	4	14	1	6-13	378	63	6.0	101	23	4.4	277	4-21	298	36/	24/	0	5-46.0	5-46	0-0	22	3	1	2	0	0	2-2	1-1	0-1	30:00
7	10/24	at IND	[W]	20	5	15	0	5-11	414	60	6.9	128	27	4.7	286	3-14	300	30/	23/	1	1-36.0	6-48	2-1	27	2	0	2	0	0	1-1	1-1	4-4	34:34
8	10/31	at HOU	[L]	14	3	10	1	4-12	287	55	5.2	39	12	3.3	248	1-7	255	42/	27/	2	4-47.0	11-80	1-0	6	0	0	0	0	0	--	-	2-3	24:54
10	11/14	vs DET ot	[W]	22	10	11	1	12-22	415	89	4.7	239	50	4.8	176	3-22	198	36/	19/	0	8-39.6	10-99	0-0	23	3	1	2	0	0	2-2	-	1-1	41:44
11	11/21	vs TEN	[L]	18	9	8	1	3-13	274	61	4.5	151	32	4.7	123	2-6	129	27/	13/	1	6-40.8	3-22	1-1	15	1	1	0	0	1	1-1	-	2-3	31:32
12	11/28	at MIN	[L]	18	7	10	1	7-15	379	63	6.0	154	27	5.7	225	2-10	235	34/	19/	0	2-54.0	6-45	3-2	16	1	0	1	0	0	1-1	-	3-3	31:17
13	12/5	vs PIT	[L]	20	5	11	4	6-14	359	63	5.7	100	34	2.9	259	2-9	268	27/	16/	0	3-47.7	3-25	1-0	16	1	0	1	0	0	1-1	-	3-5	34:37
14	12/12	vs CH	[W]	22	5	13	4	4-15	332	73	4.5	90	28	3.2	242	0-0	242	45/	25/	1	8-42.6	8-75	1-0	22	2	0	2	0	1	2-2	-	2-2	35:43
15	12/19	at GB	[W]	19	8	6	5	3-11	312	57	5.5	197	36	5.5	115	1-6	121	20/	9/	0	7-36.6	7-85	3-2	28	4	2	2	0	0	4-4	-	0-0	30:42
16	12/26	vs HOU	[L]	6	4	2	0	1-10	126	44	2.9	95	20	4.8	31	3-23	54	21/	10/	1	7-45.3	5-45	3-2	0	0	0	0	0	0	0-0	-	0-1	21:02
17	1/2	at OAK	[W]	13	4	8	1	8-1	242	63	3.8	93	34	2.7	149	1-0	149	28/	15/	1	7-43.6	7-87	1-1	13	1	1	0	0	0	1-1	-	2-2	30:53
Totals	9-7	279	88	161	30	80-217	5,009	991	5.1	1,850	446	4.2	3,159	32-156	3,315	513/	305/	11	84-42.8	109-940	23-11	261	26	9	17	0	2	21-21	4-4	24-31	30:28		

JACKSONVILLE JAGUARS 2004 DEFENSE GAME-BY-GAME

Wk.	Date	Opp	FIRST DOWNS			3 RD			TOT. OFFENSE			RUSHING			PASSING			PUNTS			PEN.			FUM.			Tot.						
			Tot	Run	Pass	Pen	DOWN	Yards	Plays	Avg.	Yards	Att.	Avg.	Net	Sacks	Gross	Att./	Cmp./	Int.	Avg.	Yards	Lost	Pts.	TD	Rn	Ps	Rt	Sfty	PAT	2PT	FGs	T.O.P.	
1	9/12	at BUF	[W]	16	5	10	1	7-14	242	63	3.8	95	36	2.6	147	1-6	153	26/	17/	0	5-44.6	7-78	3-2	10	1	0	1	0	0	1-1	-	1-2	33:53
2	9/19	vs DEN	[W]	20	4	13	3	6-17	356	74	4.8	106	35	3.0	250	0-0	250	39/	23/	0	7-41.4	7-57	3-1	6	0	0	0	0	0	0-0	-	2-3	37:08
3	9/26	at TEN	[W]	13	5	7	1	6-13	249	56	4.4	119	26	4.6	130	3-13	143	27/	16/	1	4-52.3	6-56	2-0	12	1	1	0	0	0	0-1	2-2	31:14	
4	10/3	vs IND	[L]	23	7	14	2	3-8	337	56	6.0	117	27	4.3	220	0-0	220	29/	20/	1	3-48.0	3-26	0-0	24	3	1	2	0	0	3-3	-	1-1	24:27
5	10/10	at SD	[L]	18	8	10	0	9-15	386	62	6.2	176	35	5.0	210	1-1	211	26/	17/	0	4-41.5	4-44	0-0	34	4	2	2	0	0	4-4	-	2-2	29:58
6	10/17	vs KC	[W]	19	3	15	1	6-13	350	60	5.8	77	21	3.7	273	6-42	315	33/	23/	1	5-42.4	5-30	3-0	16	2	0	2	0	0	1-2	-	1-2	30:00
7	10/24	at IND	[W]	23	5	17	1	6-10	446	59	7.6	87	18	4.8	359	1-9	368	40/	27/	0	3-48.0	12-62	2-2	24	3	0	3	0	0	3-3	-	1-1	25:26
8	10/31	at HOU	[L]	24	6	15	3	4-13	369	67	5.5	93	32	2.9	276	0-0	276	35/	26/	0	4-38.8	8-75	2-2	20	2	0	1	1	0	2-2	-	2-2	35:06
10	11/14	vs DET ot	[W]	10	4	3	3	2-14	190	54	3.5	81	19	4.3	109	2-12	121	33/	11/	1	6-44.2	8-45	0-0	17	2	0	0	2	0	2-2	-	1-1	23:44
11	11/21	vs TEN	[L]	14	4	10	0	4-13	295	60	4.9	103	27	3.8	192	3-17	209	30/	18/	2	5-43.2	4-49	1-0	18	2	1	1	0	0	1-1	1-1	1-1	28:28
12	11/28	at MIN	[L]	27	7	14	3	6-10	330	61	5.4	112	30	3.7	218	4-17	235	27/	19/	1	2-49.0	4-35	1-1	27	3	1	1	1	0	3-3	-	2-2	28:43
13	12/5	vs PIT	[L]	15	5	9	1	5-10	316	45	7.0	120	25	4.8	196	3-25	221	17/	14/	0	5-46.4	11-82	2-0	17	2	0	2	0	0	2-2	-	1-1	25:23
14	12/12	vs CH	[W]	10	0	9	1	2-12	210	52	4.0	31	14	2.2	179	5-33	212	33/	17/	1	7-48.3	13-104	2-1	3	0	0	0	0	0	0-0	-	1-2	24:17
15	12/19	at GB	[W]	26	2	21	3	6-11	444	67	6.6	94	21	4.5	350	2-17	367	44/	30/	3	3-38.0	12-101	4-2	25	3	0	2	1	0	2-2	1-1	1-2	29:18
16	12/26	vs HOU	[L]	19	11	8	0	7-15	333	67	5.0	219	44	4.9	114	4-17	131	19/	13/	2	5-44.2	6-50	2-0	21	3	1	1	1	0	3-3	-	0-1	38:58
17	1/2	at OAK	[W]	16	7	6	3	5-17	281	69	4.1	147	28	5.3	134	2-8	142	39/	15/	3	6-39.7	8-72	3-1	6	0	0	0	0	0	0-0	-	2-2	29:07
Totals	9-7	290	83	181	26	84-205	5,134	972	5.3	1,777	438	4.1	3,357	37-217	3,574	497/	306/	16	74-44.1	118-966	30-12	280	31	7	18	6	0	27-28	2-3	21-28	29:32		

JACKSONVILLE JAGUARS 2003 OFFENSE GAME-BY-GAME

Wk.	Date	Opp	FIRST DOWNS					3 RD	TOT. OFFENSE					RUSHING					PASSING					PUNTS					FUM.					Tot.
			Tot	Run	Pass	Pen	DOWN		Yards	Plays	Avg.	Yards	Att.	Avg.	Net	Sacks	Gross	Att./	Cmp./	Int.	Avg.	Yards	Lost	Pts.	TD	Rn	Ps	Rt	Sfty	PAT	2PT	Fgs	T.O.P.	
1	9/7	at CAR	[L]	17	4	11	2	4-13	331	59	5.6	75	28	2.7	256	4-16	272	27/	23/	0	8-40.9	8-82	1-1	23	3	1	2	0	0	2-2	0-1	1-2	33:23	
2	9/14	vs. BUF	[L]	20	7	12	1	4-14	287	65	4.4	95	22	4.3	192	3-22	214	40/	26/	0	4-44.3	8-97	0-0	17	2	1	1	0	0	2-2	-	1-2	28:50	
3	9/21	at IND	[L]	15	7	7	1	5-15	266	55	4.8	152	25	6.1	114	2-8	122	28/	16/	0	4-38.8	7-38	2-1	13	1	0	1	0	0	1-1	-	2-4	23:48	
4	9/28	at HOU	[L]	15	4	9	2	2-11	342	59	5.8	79	22	3.6	263	0-0	263	37/	18/	3	4-43.5	9-48	3-2	20	2	1	1	0	0	2-2	-	2-2	24:46	
5	10/5	vs. SD	[W]	21	7	14	0	6-14	436	68	6.4	123	37	3.3	313	3-23	336	28/	19/	0	4-42.0	8-89	2-1	27	3	1	2	0	0	3-3	-	2-2	33:13	
6	10/12	vs. MIA	[L]	22	7	11	4	8-17	332	76	4.4	88	30	2.9	244	4-12	256	42/	24/	3	1-42.0	7-50	5-2	10	1	1	0	0	0	1-1	-	1-2	32:54	
8	10/26	vs. TEN	[L]	15	3	12	0	5-10	293	52	5.6	54	11	4.9	239	2-5	244	39/	24/	2	3-47.0	5-45	1-1	17	2	0	2	0	0	2-2	-	1-1	20:46	
9	11/2	at BAL	[L]	20	6	13	1	3-14	320	71	4.5	134	33	4.1	186	4-22	208	34/	22/	1	7-44.1	7-52	4-2	17	2	0	1	1	0	2-2	-	1-1	34:53	
10	11/9	vs. IND	[W]	20	10	8	2	9-14	353	62	5.7	174	38	4.6	174	0-0	174	24/	12/	1	4-36.0	7-47	1-1	28	4	3	1	0	0	4-4	-	0-0	31:39	
11	11/16	at TEN	[L]	16	8	8	0	2-13	271	62	4.4	126	30	4.2	145	1-6	151	31/	15/	2	6-41.3	3-15	1-0	3	0	0	0	0	0	0-0	-	1-2	30:28	
12	11/23	at NYJ	[L]	20	9	9	2	4-14	330	71	4.6	158	37	4.3	172	1-0	172	33/	17/	1	4-38.3	3-37	1-1	10	1	1	0	0	0	1-1	-	1-2	32:30	
13	11/30	vs. TB	[W]	21	8	11	2	4-12	359	69	5.2	135	35	3.9	224	0-0	224	34/	20/	0	3-43.3	5-48	2-1	17	2	0	2	0	0	2-2	-	1-3	31:30	
14	12/7	vs. HOU	[W]	23	11	8	4	7-17	390	70	5.6	208	40	5.2	182	1-12	194	29/	18/	0	6-41.0	7-70	1-0	27	3	2	1	0	0	3-3	-	2-3	35:46	
15	12/14	at NE	[L]	17	5	12	0	6-14	354	61	5.8	72	20	3.6	282	1-6	288	40/	21/	2	5-43.2	8-60	2-0	13	1	0	1	0	0	1-1	-	2-3	32:41	
16	12/21	vs. NO	[W]	22	11	8	3	6-13	374	63	5.9	243	45	5.4	131	1-0	131	17/	9/	2	2-34.5	7-69	0-0	20	2	1	1	0	0	2-2	-	2-3	32:03	
17	12/28	at ATL	[L]	21	11	10	0	5-13	320	61	5.2	157	28	5.6	163	1-4	167	32/	19/	0	4-38.5	9-48	1-1	14	2	1	1	0	0	2-2	-	0-1	28:38	
Totals	5-11	305	118	163	24	80-216	5,358	1,024	5.2	2,073	481	4.3	3,285	28-136	3,421	515/	303/	17	69-41.3	108-895	27-14	276	31	13	17	1	0	30-30	0-1	20-33	0-1	20-33	30-09	

JACKSONVILLE JAGUARS 2003 DEFENSE GAME-BY-GAME

Wk.	Date	Opp	FIRST DOWNS					3 RD	TOT. OFFENSE					RUSHING					PASSING					PUNTS					FUM.					Tot.
			Tot	Run	Pass	Pen	DOWN		Yards	Plays	Avg.	Yards	Att.	Avg.	Net	Sacks	Gross	Att./	Cmp./	Int.	Avg.	Yards	Lost	Pts.	TD	Rn	Ps	Rt	Sfty	PAT	2PT	Fgs	T.O.P.	
1	9/7	at CAR	[L]	17	7	9	1	4-14	242	61	4.0	122	26	4.7	120	5-21	141	30/	16/	2	7-40.7	9-83	4-0	24	3	0	3	0	1	1-1	0-2	1-1	26:37	
2	9/14	vs. BUF	[L]	20	6	12	2	8-14	371	59	6.3	43	32	1.3	328	0-0	328	27/	20/	0	2-48.5	6-55	2-0	38	5	3	2	0	0	5-5	-	1-1	31:10	
3	9/21	at IND	[L]	17	6	11	0	7-14	289	63	4.6	73	30	2.4	216	0-0	216	33/	21/	1	3-42.0	4-20	0-0	23	2	0	2	0	0	2-2	-	3-3	36:12	
4	9/28	at HOU	[L]	21	7	12	2	7-16	339	75	4.5	110	37	3.0	229	1-5	234	37/	23/	2	4-34.8	4-43	4-2	24	3	2	1	0	0	3-3	-	1-2	35:14	
5	10/5	vs. SD	[W]	21	4	14	3	5-11	346	58	6.0	69	13	5.3	277	4-19	296	41/	24/	0	6-40.3	10-61	3-2	21	3	0	3	0	0	3-3	-	0-0	26:47	
6	10/12	vs. MIA	[L]	16	6	9	1	4-10	234	52	4.5	91	24	3.8	143	1-4	147	27/	14/	1	5-44.2	11-149	2-1	24	3	1	0	2	0	3-3	-	1-1	27:06	
8	10/26	vs. TEN	[L]	23	11	11	1	8-14	320	65	4.9	133	38	3.5	187	0-0	187	27/	21/	1	3-49.7	8-49	0-0	30	3	2	1	0	0	3-3	-	3-3	39:14	
9	11/2	at BAL	[L]	9	4	5	0	6-15	259	53	4.9	103	30	3.4	156	0-0	156	23/	10/	1	5-46.8	7-40	1-1	24	2	1	1	0	0	1-1	1-1	3-3	25:07	
10	11/9	vs. IND	[W]	20	2	16	2	6-15	394	66	6.0	47	21	2.2	347	0-0	347	45/	28/	2	4-34.8	7-38	1-0	23	2	0	2	0	0	2-2	-	3-3	28:21	
11	11/16	at TEN	[L]	13	5	8	0	7-15	246	60	4.1	96	32	3.0	150	2-16	166	26/	13/	1	4-43.5	2-12	2-2	10	1	0	1	0	0	1-1	-	1-2	29:32	
12	11/23	at NYJ	[L]	17	1	15	1	4-13	282	62	4.5	61	21	2.9	221	2-15	236	39/	25/	1	6-39.0	6-45	0-0	13	1	0	1	0	0	1-1	-	2-2	27:30	
13	11/30	vs. TB	[W]	16	6	9	1	2-12	221	59	3.7	77	19	4.1	144	2-12	156	38/	21/	1	5-36.6	7-80	0-0	10	1	1	0	0	0	1-1	-	1-2	28:30	
14	12/7	vs. HOU	[W]	7	2	4	1	1-12	124	49	2.5	70	23	3.0	54	3-17	71	23/	11/	1	10-41.9	10-86	3-2	0	0	0	0	0	0-0	-	0-0	24:14		
15	12/14	at NE	[L]	18	6	12	0	8-16	296	68	4.4	84	32	2.6	212	2-16	228	34/	22/	0	4-40.3	4-55	1-1	27	3	2	1	0	0	3-3	-	2-2	27:19	
16	12/21	vs. NO	[W]	20	0	16	4	6-13	350	64	5.5	61	25	2.4	289	1-7	296	38/	22/	0	3-36.0	4-30	2-1	19	2	0	2	0	0	1-2	-	2-2	27:57	
17	12/28	at ATL	[L]	21	11	9	1	9-14	344	62	5.5	166	39	4.3	178	1-2	180	22/	12/	1	4-41.5	4-35	1-0	21	3	1	2	0	0	3-3	-	0-0	31:22	
Totals	5-11	276	84	172	20	92-218	4,657	976	4.8	1,406	442	3.2	3,251	24-134	3,385	510/	303/	15	75-41.0	103-881	26-12	331	37	13	22	2	1	33-34	1-3	24-27	29-51			

JACKSONVILLE JAGUARS 2002 OFFENSE GAME-BY-GAME

Wk.	Date	Opp	FIRST DOWNS			3 RD			TOT. OFFENSE			RUSHING			PASSING			PUNTS			PEN.			FUM.			Tot.						
			Tot	Run	Pass	Pen	DOWN	Yards	Plays	Avg.	Yards	Att.	Avg.	Net	Sacks	Gross	Att./	Cmp./	Int.	Avg.	Yards	Lost	Pts.	TD	Rn	Ps	Rt	Sfty	PAT	2PT	FGs	T.O.P.	
1	9/ 8	vs. IND	[L]	19	8	11	0	8-16	343	69	5.0	118	32	3.7	225	1-3	228	36/	22/	1	3-52.0	5-40	3-1	25	3	1	2	0	0	2/2	1/1	1/2	32:33
2	9/15	at KC	[W]	19	5	14	0	7-15	450	65	6.9	130	29	4.5	320	0-0	320	36/	25/	0	4-40.5	5-45	1-1	23	3	1	2	0	0	2/2	0/1	1/2	31:44
4	9/29	vs. NYJ	[W]	20	12	8	0	4-10	383	57	6.7	223	40	5.6	160	2-13	173	15/	10/	0	5-53.2	3-15	0-0	28	4	4	0	0	0	4/4	-	0/1	33:26
5	10/6	vs. PHI	[W]	16	4	10	2	2-11	267	51	5.2	70	27	2.6	197	1-0	197	23/	13/	0	5-44.6	4-21	0-0	28	3	1	1	1	0	2/2	1/1	2/2	25:02
6	10/13	at TEN	[L]	13	7	4	2	4-9	198	42	4.7	130	26	5.0	68	3-16	84	13/	7/	2	4-49.5	4-22	0-0	14	2	2	0	0	0	2/2	-	0/0	22:17
7	10/20	at BAL	[L]	22	8	14	0	6-16	397	78	5.1	173	30	5.8	224	2-7	231	46/	24/	3	4-38.3	5-30	1-0	10	1	1	0	0	0	1/1	-	1/2	32:01
8	10/27	vs. HOU	[L]	18	7	9	2	6-17	290	71	4.1	126	32	3.9	164	5-38	202	34/	16/	0	8-44.1	5-50	0-0	19	2	1	1	0	1	2/2	-	1/3	33:39
9	11/ 3	at NYG	[L]	16	6	9	1	5-14	329	60	5.5	126	20	6.3	203	2-27	230	38/	23/	0	3-36.0	8-63	1-1	17	2	0	2	0	0	2/2	-	1/1	26:56
10	11/10	vs. WAS	[W]	18	7	10	1	6-15	309	64	4.8	142	32	4.4	167	3-27	194	29/	19/	0	5-48.2	8-55	1-0	26	2	2	0	0	0	2/2	-	4/4	33:43
11	11/17	at HOU	[W]	16	5	11	0	4-12	321	58	5.5	122	28	4.4	199	5-25	224	25/	15/	1	6-43.0	7-62	1-0	24	3	1	2	0	0	3/3	-	1/2	28:52
12	11/24	at DAL	[L]	19	5	14	0	5-14	326	68	4.8	132	26	5.1	194	2-8	202	40/	22/	1	6-44.5	11-79	2-2	19	2	1	1	0	1	2/2	-	1/2	27:52
13	12/ 1	vs. PIT	[L]	13	4	7	2	3-11	226	47	4.8	102	21	4.9	124	3-22	146	23/	12/	0	6-41.7	0-0	0-0	23	3	1	2	0	0	2/2	0/1	1/1	21:19
14	12/ 8	vs. CLE	[L]	13	7	4	2	2-11	211	48	4.4	157	31	5.1	54	3-19	73	14/	10/	0	7-46.6	5-51	1-0	20	2	1	1	0	0	2/2	-	2/2	25:04
15	12/15	at CIN	[W]	20	6	13	1	3-12	321	61	5.3	109	30	3.6	212	3-11	223	28/	19/	0	5-42.0	5-54	0-0	29	4	1	3	0	0	3/3	1/1	0/0	30:01
16	12/22	vs. TEN	[L]	13	4	9	0	0-11	214	58	3.7	75	18	4.2	139	4-18	157	36/	18/	1	7-41.4	8-51	0-0	10	1	0	1	0	0	1/1	-	1/1	24:21
17	12/29	at IND	[L]	20	10	9	1	6-13	266	62	4.3	154	33	4.7	112	3-23	135	26/	13/	0	3-40.7	6-47	1-1	13	1	1	0	0	0	1/1	-	2/2	29:29
Totals	6-10	275	105	156	14	71-207	4,851	959	5.1	2,089	455	4.6	2,762	42-257	3,019	462/	268/	9	81-44.2	89-685	6-Dec	328	38	19	18	1	2	33/33	3/5	19/27	28:39		

JACKSONVILLE JAGUARS 2002 DEFENSE GAME-BY-GAME

Wk.	Date	Opp	FIRST DOWNS			3 RD			TOT. OFFENSE			RUSHING			PASSING			PUNTS			PEN.			FUM.			Tot.						
			Tot	Run	Pass	Pen	DOWN	Yards	Plays	Avg.	Yards	Att.	Avg.	Net	Sacks	Gross	Att./	Cmp./	Int.	Avg.	Yards	Lost	Pts.	TD	Rn	Ps	Rt	Sfty	PAT	2PT	FGs	T.O.P.	
1	9/ 8	vs. IND	[L]	18	5	13	0	9-14	307	60	5.1	104	28	3.7	203	1-8	211	31/	19/	0	3-47.3	2-14	2-2	28	4	0	3	1	0	4/4	-	0/1	27:27
2	9/15	at KC	[W]	18	7	11	0	6-13	336	61	5.5	140	28	5.0	196	1-3	199	32/	16/	2	4-43.5	5-48	0-0	16	1	0	1	0	0	1/1	-	3/3	28:16
4	9/29	vs. NYJ	[W]	18	2	15	1	5-13	345	63	5.5	78	22	3.5	267	2-14	281	39/	21/	2	3-48.3	4-25	4-2	3	0	0	0	0	0	0/0	-	1/1	26:34
5	10/6	vs. PHI	[W]	28	12	15	1	7-17	406	83	4.9	199	30	6.6	207	5-23	230	48/	28/	0	5-39.4	10-75	0-0	25	3	1	2	0	0	2/2	1/1	1/1	34:58
6	10/13	at TEN	[L]	25	10	14	1	10-17	370	77	4.8	152	40	3.8	218	1-8	226	36/	26/	0	1-30.0	5-55	2-1	23	2	1	1	0	0	2/2	-	3/4	37:43
7	10/20	at BAL	[L]	16	6	9	1	6-14	261	62	4.2	118	32	3.7	143	2-9	152	28/	14/	0	6-35.7	4-30	2-2	17	2	0	2	0	0	2/2	-	1/2	27:59
8	10/27	vs. HOU	[L]	12	3	7	2	3-13	242	53	4.6	81	31	2.6	161	4-23	184	18/	11/	0	7-37.6	9-60	2-1	21	2	1	1	0	0	1/1	1/1	2/3	26:21
9	11/ 3	at NYG	[L]	26	10	13	3	5-12	394	66	6.0	177	35	5.1	217	3-11	228	28/	20/	0	3-38.0	7-59	1-1	24	3	2	1	0	0	3/3	-	1/3	33:04
10	11/10	vs. WAS	[W]	23	3	16	4	3-12	307	69	4.4	68	16	4.3	239	2-17	256	51/	27/	3	5-31.4	6-49	1-0	7	1	0	1	0	0	1/1	-	0/1	26:17
11	11/17	at HOU	[W]	18	6	10	2	2-11	272	62	4.4	78	28	2.8	194	4-34	228	30/	22/	1	6-34.7	5-40	2-1	21	3	2	1	0	0	3/3	-	0/0	31:08
12	11/24	at DAL	[L]	21	7	12	2	2-9	405	58	7.0	118	31	3.8	287	3-14	301	24/	16/	2	5-38.8	10-75	2-1	21	3	1	2	0	0	3/3	-	0/1	32:08
13	12/ 1	vs. PIT	[L]	23	13	10	0	2-11	403	69	5.8	219	40	5.5	184	2-17	201	27/	17/	1	1-53.0	4-25	0-0	25	1	1	0	0	0	1/1	-	6/6	38:41
14	12/ 8	vs. CLE	[L]	21	8	11	2	7-15	417	71	5.9	173	33	5.2	244	3-20	264	35/	21/	2	5-39.8	10-68	0-0	21	3	1	2	0	0	3/3	-	0/2	34:56
15	12/15	at CIN	[W]	19	5	12	2	7-17	300	69	4.3	65	24	2.7	235	3-23	258	42/	22/	1	2-41.0	5-29	1-1	15	1	1	0	0	0	0/0	0/1	3/3	29:59
16	12/22	vs. TEN	[L]	20	8	11	1	4-11	298	62	4.8	175	40	4.4	123	0-0	123	22/	14/	0	6-39.7	4-30	0-0	28	4	2	1	1	0	4/4	-	0/1	35:39
17	12/29	at IND	[L]	18	7	9	2	5-13	272	57	4.8	126	29	4.3	146	0-0	146	28/	20/	0	3-36.0	6-35	1-1	20	2	1	1	0	0	2/2	-	2/2	30:31
Totals	6-10	324	112	188	24	83-212	5,335	1,042	5.1	2,071	487	4.3	3,264	36-224	3,488	519/	314/	14	65-38.7	96-717	20-13	315	35	14	19	2	0	32/32	2/3	23/34	31:21		

JACKSONVILLE JAGUARS 2001 OFFENSE GAME-BY-GAME

Wk.	Date	Opp	FIRST DOWNS			TOT. OFFENSE			RUSHING			PASSING			PUNTS		FUM.							Tot.								
			Tot	Run	Pass	Pen	Down	Yards	Plays	Avg.	Yards	Att.	Avg.	Sacks	Gross	Att./	Cmp./	Int.	Avg.	Yards	Pen.	Yards	Lost		Pts.	TD	Rn	Ps	Rt	Sfty	PAT	2PT
1	9/9	vs PIT	[W]	6	9	1	4/12	299	56	5.3	101	29	3.5	198	1-0	198	26/15/0	6-45.7	4-31	2-20	21	3	0	3	0	0	0	0	3/3	-	0/1	28:50
2	9/23	vs TEN	[W]	4	10	2	2/12	329	60	5.5	119	30	4.0	210	3-25	235	27/17/0	5-48.0	3-20	4-2	13	1	1	0	0	0	1/1	-	2/3	30:13		
3	9/30	vs CLE	[L]	5	8	1	4/12	259	58	4.5	98	19	5.2	161	2-9	170	37/19/2	6-47.8	8-63	2-0	14	2	0	1	1	0	2/2	-	0/1	24:20		
4	10/7	at SEA	[L]	3	14	1	4/14	256	63	4.1	57	21	2.7	199	3-34	233	39/21/0	4-44.5	4-24	3-2	15	1	0	1	0	0	-	0/1	3/4	26:54		
6	10/18	vs BUF	[L]	6	7	1	3/10	247	51	4.8	115	21	5.5	132	4-18	150	26/16/2	5-45.0	3-35	2-0	10	1	0	1	0	0	1/1	-	1/1	24:26		
7	10/28	at BAL	[L]	4	12	3	3/10	365	55	6.6	81	15	5.4	284	3-22	306	37/25/0	3-43.3	10-70	1-1	17	2	0	2	0	0	2/2	-	1/1	26:16		
8	11/4	at TEN	[L]	20	5	13	2	3/9	309	54	5.7	70	17	4.1	239	5-22	261	32/21/1	5-44.2	3-14	2-0	24	3	2	1	0	0	3/3	-	1/1	22:12	
9	11/11	vs CIN	[W]	21	9	10	2	3/11	261	60	4.4	97	25	3.9	164	3-25	189	32/20/0	8-44.9	6-32	1-0	30	4	2	2	0	1	4/4	-	0/0	28:08	
10	11/18	at PIT	[L]	14	1	10	3	3/11	234	52	4.5	48	16	3.0	186	5-39	225	31/17/0	7-46.6	7-35	4-3	7	1	0	0	1	0	1/1	-	0/1	25:09	
11	11/25	vs BAL	[L]	19	4	14	1	4/12	305	61	5.0	75	19	3.9	230	4-29	259	38/23/0	7-40.4	9-58	1-0	21	3	2	1	0	0	3/3	-	0/1	26:26	
12	12/3	vs GB	[L]	20	2	16	2	5/15	348	73	4.8	62	23	2.7	286	5-25	311	45/26/2	6-40.8	13-111	2-2	21	2	0	1	1	0	1/1	1/1	2/3	30:53	
13	12/9	at CIN	[W]	17	2	14	1	8/16	255	65	3.9	62	25	2.5	193	8-49	242	32/23/1	7-39.6	7-40	1-0	14	2	0	2	0	0	2/2	-	0/1	31:06	
14	12/16	at CLE	[W]	19	8	10	1	8/18	282	76	3.7	128	33	3.9	154	8-48	202	35/20/2	3-44.3	9-85	2-1	15	1	0	1	0	0	0/1	-	3/3	37:13	
15	12/23	at MIN	[W]	23	12	11	0	9/14	423	62	6.8	214	37	5.8	209	1-8	217	24/17/0	1-53.0	3-34	0-0	33	3	2	1	0	0	3/3	-	4/4	34:08	
16	12/30	vs KC	[L]	22	9	12	1	3/11	431	67	6.4	182	26	7.0	249	4-34	283	37/22/1	4-42.8	5-44	2-2	26	3	2	1	0	1	3/3	-	1/2	27:20	
17	1/6	at CHI	[L]	17	5	11	1	4/11	237	56	4.2	91	16	5.7	146	4-43	189	36/19/3	5-35.0	3-14	0-0	13	2	0	2	0	0	1/2	-	0/1	24:47	
Totals			6-10	289	85	181	23	70/198	4,840	969	5.0	1,600	372	4.3	3,240	63-430	3670	534/ 321/ 14	82-43.6	97-710	29-13	294	34	11	20	3	2	30/32	1/2	18/28	28:01	

JACKSONVILLE JAGUARS 2001 DEFENSE GAME-BY-GAME

Wk.	Date	Opp	FIRST DOWNS			TOT. OFFENSE			RUSHING			PASSING			PUNTS		FUM.							Tot.							
			Tot	Run	Pass	Pen	Down	Yards	Plays	Avg.	Yards	Att.	Avg.	Sacks	Gross	Att./	Cmp./	Int.	Avg.	Yards	Pen.	Yards	Lost		Pts.	TD	Rn	Ps	Rt	Sfty	PAT
1	9/9	vs PIT	[W]	5	9	1	6/16	281	68	4.1	120	28	4.3	161	3-20	181	37/21/2	5-35.4	4-29	5-2	3	0	0	0	0	0	0/0	-	1/1	31:10	
2	9/23	vs TEN	[W]	5	7	1	1/14	264	62	4.3	87	22	4.0	177	4-38	215	36/21/0	6-47.0	6-65	0-0	6	0	0	0	0	0	0/0	-	2/3	29:47	
3	9/30	vs CLE	[L]	19	6	13	0	9/16	321	73	4.4	95	36	2.6	226	3-23	249	34/24/1	5-38.4	5-47	2-2	23	2	1	0	1	0	2/2	-	3/3	35:40
4	10/7	at SEA	[L]	21	9	11	1	4/12	395	61	6.5	185	36	5.1	210	2-9	219	23/15/1	6-39.2	7-60	1-1	24	3	2	1	0	0	3/3	-	1/2	33:06
6	10/18	vs BUF	[L]	19	5	12	2	6/14	317	67	4.7	98	35	2.8	219	2-19	238	30/23/0	4-37.0	5-31	0-0	13	1	0	1	0	0	1/1	-	2/4	35:34
7	10/28	at BAL	[L]	23	7	15	1	6/13	305	68	4.5	114	32	3.6	191	5-31	222	31/23/1	5-32.4	4-34	2-0	18	2	1	1	0	0	0/0	0/2	2/2	33:44
8	11/4	at TEN	[L]	27	10	16	1	9/15	362	71	5.1	146	33	4.4	216	4-25	241	34/27/0	4-57.5	8-48	0-0	28	4	2	2	0	0	4/4	-	0/2	37:48
9	11/11	vs CIN	[W]	18	2	16	0	9/19	352	75	4.7	73	23	3.2	279	4-24	303	48/28/1	7-46.7	10-107	3-0	13	1	1	0	0	1/1	-	2/2	31:52	
10	11/18	at PIT	[L]	20	7	13	0	6/15	402	69	5.8	145	34	4.3	257	2-9	266	33/21/0	8-45.9	9-65	0-0	20	2	1	1	0	0	2/2	-	2/2	34:51
11	11/25	vs BAL	[L]	24	6	17	1	8/15	361	74	4.9	115	42	2.7	246	2-13	259	30/21/1	5-37.4	6-39	4-1	24	3	2	1	0	0	3/3	-	1/2	33:34
12	12/3	vs GB	[L]	20	3	13	4	3/13	389	64	6.1	37	21	1.8	352	1-10	362	42/24/0	7-46.9	9-81	2-1	28	4	1	3	0	0	4/4	-	0/2	29:07
13	12/9	at CIN	[W]	12	3	9	0	3/13	200	58	3.4	60	27	2.2	140	1-7	147	30/16/1	6-35.5	7-54	0-0	10	1	1	0	0	1/1	-	1/1	28:54	
14	12/16	at CLE	[W]	11	3	8	0	3/11	220	48	4.6	47	15	3.1	173	3-11	184	30/21/1	3-27.3	5-72	2-1	10	1	0	0	1	0	1/1	-	1/1	22:47
15	12/23	at MIN	[W]	16	3	11	2	4/14	214	60	3.6	28	14	2.0	186	4-32	218	42/24/1	6-35.0	3-33	2-1	3	0	0	0	0	0/0	-	1/1	25:52	
16	12/30	vs KC	[L]	23	5	15	3	4/11	365	68	5.4	92	31	3.0	273	2-21	294	35/26/2	3-40.3	5-55	4-2	30	3	1	2	0	0	3/3	-	3/3	32:40
17	1/6	at CHI	[L]	19	10	8	1	6/16	322	70	4.6	169	40	4.2	153	1-6	159	29/19/0	3-32.7	3-14	1-1	33	3	2	1	0	0	3/3	-	4/4	35:13
Totals			6-10	300	89	193	18	87/227	5,070	1,056	4.8	1,611	469	3.4	3,459	43-298	757	544/ 354/ 12	83-40.5	96-834	28-12	286	30	15	13	2	0	28/28	0/2	26/35	31:59

JACKSONVILLE JAGUARS 2000 OFFENSE GAME-BY-GAME

Wk.	Date	Opp	FIRST DOWNS				3 RD	TOT. OFFENSE				RUSHING				PASSING				PUNTS				FUM.	Tot.								
			Tot	Run	Pass	Pen		DOWN	Yards	Plays	Avg.	Yards	Att.	Avg.	Net	Sacks	Gross	Att./	Cmp./	Int.	Avg.	Yards	PEN.			Lost	Pts.	TD					
																													Rn	Ps	Rt	Sfty	PAT
1	9/3	at CLE	[W]	28	9	19	0	10/16	398	78	5.1	119	40	3.0	279	4-22	301	34/ 24/	0	3-39.0	1-5	1-0	27	3	2	1	0	0	3/3	-	2/2	37:10	
2	9/10	at BAL	[L]	22	3	15	4	5/14	421	75	5.6	46	21	2.2	375	4-11	386	50/ 28/	2	3-38.0	10-60	4-2	36	3	0	3	0	0	3/3	-	5/5	31:23	
3	9/17	vs CIN	[W]	15	4	9	2	4/16	241	65	3.7	84	29	2.9	157	4-19	176	32/ 20/	1	7-42.3	7-76	0-0	13	1	0	1	0	0	1/1	-	2/3	31:29	
4	9/25	at IND	[L]	18	5	12	1	5/14	286	65	4.4	97	24	4.0	189	5-40	229	36/ 21/	2	9-43.2	4-40	1-0	14	2	0	2	0	0	2/2	-	0/0	27:38	
5	10/1	vs PIT	[L]	17	1	16	0	5/15	206	68	3.0	26	16	1.6	180	7-45	225	45/ 23/	1	4-50.0	10-75	1-1	13	1	0	1	0	0	1/1	-	2/2	24:50	
6	10/8	vs BAL	[L]	22	5	16	1	8/15	348	73	4.8	95	27	3.5	253	3-7	260	43/ 29/	3	5-38.0	6-34	8-3	10	1	1	0	0	0	1/1	-	1/2	31:48	
7	10/16	at TEN	[L]	13	4	7	2	4/14	304	58	5.2	143	26	5.5	161	5-35	196	27/ 18/	0	5-44.6	5-40	2-2	13	1	1	0	0	0	1/1	-	2/2	26:53	
8	10/22	vs WAS	[L]	21	7	13	1	8/17	385	74	5.2	146	26	5.6	239	6-32	271	42/ 21/	2	5-48.0	5-42	3-2	16	1	0	1	0	0	1/1	-	3/3	32:18	
9	10/29	at DAL	[W]	18	8	9	1	7/15	392	62	6.3	161	38	4.2	231	0-0	231	24/ 20/	0	5-43.6	8-50	0-0	23	3	0	3	0	0	2/2	-	1/2	33:36	
11	11/12	vs SEA	[L]	24	8	15	1	6/12	437	64	6.8	122	26	4.7	315	5-25	340	33/ 24/	0	4-42.5	7-55	2-1	21	3	2	1	0	0	3/3	-	0/0	30:48	
12	11/19	at PIT	[W]	20	11	9	0	6/14	417	70	6.0	240	36	6.7	177	3-13	190	31/ 17/	1	5-42.8	8-55	1-1	34	4	3	1	0	0	4/4	-	2/2	34:20	
13	11/26	vs TEN	[W]	16	5	11	0	6/14	334	56	6.0	111	28	4.0	223	3-14	237	25/ 15/	2	3-53.7	4-25	0-0	16	1	0	1	0	0	1/1	-	3/3	29:19	
14	12/3	vs CLE	[W]	28	15	11	2	10/18	449	82	5.5	244	47	5.2	205	2-13	218	33/ 16/	0	5-39.2	9-59	0-0	48	6	5	1	0	0	6/6	-	2/2	37:11	
15	12/10	vs ARZ	[W]	25	14	10	1	5/12	469	66	7.1	214	45	4.8	255	0-0	255	21/ 15/	0	1-55.0	2-15	0-0	44	5	2	3	0	0	5/5	-	3/3	34:56	
16	12/17	at CIN	[L]	17	8	9	0	6/15	276	63	4.4	114	34	3.4	162	1-8	170	28/ 19/	0	8-28.9	6-47	3-1	14	2	1	1	0	0	2/2	-	0/1	37:15	
17	12/23	at NYG	[L]	14	2	12	0	5/14	327	61	5.4	70	18	3.9	257	2-5	262	41/ 23/	1	7-42.4	3-25	1-1	25	3	1	2	0	0	2/2	-	1/1	25:39	
Totals				7-9	318	109	193	16	100/235	5,690	1,080	5.3	2,032	481	4.2	3,658	54-289	3,947	545/ 333/	15	79-41.9	95-703	27-14	367	40	18	22	0	0	38/38	1/1	29/33	31:32

JACKSONVILLE JAGUARS 2000 DEFENSE GAME-BY-GAME

Wk.	Date	Opp	FIRST DOWNS				3 RD	TOT. OFFENSE				RUSHING				PASSING				FUM.	Tot.												
			Tot	Run	Pass	Pen		DOWN	Yards	Plays	Avg.	Yards	Att.	Avg.	Net	Sacks	Gross	Att./	Cmp./			Int.	Avg.	Yards	PEN.	Lost	Pts.	TD					
																													Rn	Ps	Rt	Sfty	PAT
1	9/3	at CLE	[W]	9	2	7	0	3/10	249	44	5.7	96	16	6.0	153	1-7	160	27/ 19/	0	5-50.8	3-25	1-1	7	1	0	1	0	0	1/1	-	0/0	22:50	
2	9/10	at BAL	[L]	17	4	11	2	3/13	331	61	5.4	89	18	4.9	242	3-20	262	40/ 23/	2	7-41.1	8-65	1-0	39	5	0	5	0	0	4/4	1/1	1/1	28:37	
3	9/17	vs CIN	[W]	14	4	7	3	4/17	233	69	3.4	71	23	3.1	162	5-21	183	41/ 18/	2	7-42.0	6-44	3-2	0	0	0	0	0	0	0/0	-	0/2	28:31	
4	9/25	at IND	[L]	21	4	16	1	5/12	533	64	8.3	93	28	3.3	440	0-0	440	36/ 23/	0	5-47.4	11-90	1-1	43	5	1	4	0	1	5/5	-	2/2	32:22	
5	10/1	vs PIT	[L]	22	13	5	4	4/11	332	62	5.4	209	44	4.8	123	2-9	132	16/ 10/	1	3-34.0	7-55	2-2	24	3	3	0	0	0	3/3	-	1/1	35:10	
6	10/8	vs BAL	[L]	10	1	9	0	3/17	194	66	2.9	56	25	2.2	138	2-16	154	39/ 17/	0	9-41.9	5-25	1-1	15	0	0	0	0	0	0/0	-	5/5	28:12	
7	10/16	at TEN	[L]	18	8	10	0	6/12	409	59	6.9	175	38	4.6	234	0-0	234	21/ 13/	0	3-49.3	10-89	1-1	27	3	1	2	0	0	3/3	-	2/3	33:07	
8	10/22	vs WAS	[L]	18	9	8	1	2/9	399	54	7.4	130	30	4.3	269	0-0	269	24/ 16/	1	6-45.0	6-59	1-1	35	5	2	3	0	0	5/5	-	0/0	27:42	
9	10/29	at DAL	[W]	22	9	11	2	5/9	325	59	5.5	118	32	3.7	207	2-13	220	25/ 17/	1	3-40.7	7-54	3-2	17	2	1	1	0	0	2/2	-	1/1	30:08	
11	11/12	vs SEA	[L]	22	6	12	4	8/15	326	66	4.9	96	32	3.0	230	1-1	231	33/ 22/	0	6-44.8	5-50	3-0	28	4	1	3	0	0	4/4	-	0/0	29:12	
12	11/19	at PIT	[W]	15	7	7	1	5/12	302	56	5.4	147	24	6.1	155	5-33	188	27/ 13/	2	4-46.0	4-30	3-3	24	3	2	1	0	0	1/1	1/2	1/2	25:40	
13	11/26	vs TEN	[W]	17	6	10	1	6/14	334	57	5.9	117	31	3.8	217	2-11	228	24/ 13/	0	5-38.2	4-40	1-0	13	1	1	0	0	0	1/1	-	2-3	30:41	
14	12/3	vs CLE	[W]	2	1	0	1	0/12	53	42	1.3	62	18	3.4	-9	6-42	33	18/ 7/	0	12-43.1	9-85	2-1	0	0	0	0	0	0	0/0	-	0/0	22:49	
15	12/10	vs ARZ	[W]	11	2	9	0	6/13	189	49	3.9	40	19	2.1	149	4-32	181	26/ 15/	1	5-47.8	4-53	0-0	10	1	0	1	0	0	1/1	-	1/2	25:04	
16	12/17	at CIN	[L]	15	6	7	2	5/10	263	53	5.0	106	27	3.9	157	4-14	171	22/ 10/	1	5-36.2	6-40	3-3	17	2	1	0	1	0	2/2	-	1/1	22:45	
17	12/23	at NYG	[L]	19	3	15	1	9/17	373	73	5.1	80	31	2.6	293	3-28	321	39/ 22/	1	5-29.8	1-10	0-0	28	4	1	2	1	0	4/4	-	0/1	34:21	
Totals				7-9	252	85	144	23	74/203	4,845	934	5.2	1,685	436	3.9	3,160	40-247	3,407	458/ 258/	12	90-42.5	96-814	26-18	327	39	14	23	2	1	36/36	2/3	17/24	28:28

JACKSONVILLE JAGUARS 1999 OFFENSE GAME-BY-GAME

Wk.	Date	Opp	FIRST DOWNS			3 RD			TOT. OFFENSE			RUSHING			PASSING			PUNTS			FUM.			Tot.									
			Tot	Run	Pass	Pen	Down	Yards	Plays	Avg.	Yards	Att.	Avg.	Net	Sacks	Gross	Att./	Cmp./	Int.	Avg.	Yards	Pen.	Lost	Pts.	TD	Rn	Ps	Rt	Sfty	PAT	2PT	FGs	T.O.P.
1	9/12	vs SF	[W]	18	7	11	0	2/13	344	67	5.1	247	2-18	265	31/	22/	0	5-43.4	6-57	0-0	41	4	1	1	2	0	1	2	0	3/3	1/1	4/4	35:02
2	9/19	at CAR	[W]	27	12	14	1	7/16	414	80	5.2	200	2-14	214	32/	20/	0	3-47.7	5-35	1-1	22	2	2	0	0	1	1	1	1/1	0/1	3/4	38:09	
3	9/26	vs TEN	[L]	22	7	14	1	6/16	369	75	4.2	232	0-0	232	42/	22/	3	5-45.8	9-79	2-1	19	2	0	1	1	1	1	2/2	-	1/1	32:06		
4	10/ 3	at PIT	[W]	13	6	5	2	3/15	204	61	3.3	80	1-5	85	25/	10/	1	8-41.5	5-32	0-0	17	1	0	1	0	2	1/1	-	2/2	28:47			
5	10/11	at NYJ	[W]	16	11	5	0	7/17	322	71	4.5	197	2-18	215	35/	21/	0	7-45.9	7-67	2-1	16	1	1	0	0	1/1	-	3/3	32:33				
6	10/17	vs CLE	[W]	21	4	16	1	7/14	325	66	4.9	222	0-0	222	33/	24/	0	4-44.0	7-55	0-0	24	2	1	1	0	0	1/1	1/1	3/3	32:24			
8	10/31	at CIN	[W]	23	10	13	0	6/11	377	64	5.9	194	2-20	214	28/	17/	0	2-44.5	2-16	0-0	41	5	3	2	0	0	5/5	-	2/2	30:01			
9	11/ 7	at ATL	[W]	20	8	12	0	10/19	367	71	5.2	215	3-23	238	34/	19/	0	4-41.8	5-40	1-0	30	3	0	3	0	0	3/3	-	3/4	34:24			
10	11/14	vs BAL	[W]	9	1	6	2	6/19	132	61	2.2	85	6-33	118	29/	20/	0	9-42.6	4-30	1-0	6	0	0	0	0	0	0/0	-	2/3	32:51			
11	11/21	vs NO	[W]	30	9	17	4	3/7	494	62	8.0	355	3-17	372	32/	21/	1	2-26.0	4-50	0-0	41	5	2	2	1	0	5/5	-	2/2	27:52			
12	11/28	at BAL	[W]	24	3	20	1	9/18	388	75	5.2	328	3-10	338	47/	27/	2	6-43.2	8-41	1-1	30	4	1	2	1	0	2/2	2/2	0/0	32:35			
13	12/ 2	vs PIT	[W]	24	7	15	2	7/15	466	73	6.4	298	2-10	308	37/	25/	0	5-29.6	9-98	3-1	20	2	1	1	0	0	2/2	-	2/2	36:06			
14	12/13	vs DEN	[W]	18	9	6	3	4/13	265	60	4.4	104	3-11	115	25/	11/	0	7-41.1	3-20	4-0	27	3	3	0	0	0	3/3	-	2/2	27:35			
15	12/19	at CLE	[W]	20	7	13	0	6/14	442	67	6.6	261	1-6	267	33/	21/	1	3-43.0	4-57	1-1	24	3	2	1	0	0	3/3	-	1/3	31:44			
16	12/26	at TEN	[L]	16	5	8	3	1/9	237	55	4.3	172	4-24	196	33/	12/	3	6-38.5	4-29	1-0	14	2	1	0	1	0	2/2	-	0/0	21:30			
17	1/ 2	vs CIN	[W]	30	10	19	1	8/14	440	77	5.7	305	2-12	317	39/	28/	0	2-48.0	8-49	1-1	24	3	2	1	0	0	3/3	-	1/3	37:37			
Totals				14-2	331	116	194	21	92/230	5,586	1,085	5.1	3,495	36-221	3,716	535/	320/	11	78-41.8	90-755	18-7	396	42	20	16	6	3	37/37	4/5	31/38	31:57		
Div.				1/15	vs MIA	[W]	21	10	1	8/16	520	68	7.6	257	46	5.6	263	1	5-39.0	7-51	1-1	62	8	3	4	1	0	8/8	-	2/3	35:23		
AFC				1/23	vs TEN	[L]	20	5	13	2	3/10	360	64	5.6	144	23	6.3	216	2	3-45.3	9-100	5-4	14	2	1	1	0	2/2	-	0/0	28:24		

JACKSONVILLE JAGUARS 1999 DEFENSE GAME-BY-GAME

Wk.	Date	Opp	FIRST DOWNS			3 RD			TOT. OFFENSE			RUSHING			PASSING			PUNTS			FUM.			Tot.								
			Tot	Run	Pass	Pen	Down	Yards	Plays	Avg.	Yards	Att.	Avg.	Net	Sacks	Gross	Att./	Cmp./	Int.	Avg.	Yards	Pen.	Lost	Pts.	TD	Rn	Ps	Rt	Sfty	PAT	2PT	FGs
1	9/12	vs SF	[W]	11	3	6	2	1/14	203	59	3.4	109	4-32	141	35/	14/	3	8-46.5	2-10	3-2	3	0	0	0	0	0	0/0	-	1/1	24:58		
2	9/19	at CAR	[W]	16	5	11	0	2/9	283	48	5.9	196	4-20	216	26/	16/	1	5-45.0	5-37	0-0	20	3	0	3	0	0	2/2	0/1	0/0	21:51		
3	9/26	vs TEN	[L]	15	2	12	1	4/13	242	60	4.0	191	2-13	204	32/	17/	1	6-37.0	9-82	2-1	20	2	0	2	0	0	2/2	-	2/2	27:54		
4	10/ 3	at PIT	[W]	14	5	8	1	5/16	216	67	3.2	99	4-27	126	32/	15/	1	6-44.3	7-65	4-1	3	0	0	0	0	0/0	-	1/1	31:13			
5	10/11	at NYJ	[W]	13	6	7	0	3/16	230	66	3.5	141	4-23	164	38/	19/	2	7-45.1	2-15	1-0	6	0	0	0	0	0/0	-	2/2	27:27			
6	10/17	vs CLE	[W]	16	4	10	2	7/14	243	55	4.4	130	4-31	161	23/	18/	0	7-35.4	6-55	2-1	7	1	0	1	0	0	1/1	-	0/0	27:36		
8	10/31	at CIN	[W]	14	4	10	0	8/16	300	63	4.8	207	4-21	228	36/	20/	2	4-39.5	4-24	1-1	10	1	0	1	0	0	1/1	-	1/1	29:59		
9	11/ 7	at ATL	[W]	10	1	9	0	4/13	182	50	3.6	140	9-63	203	30/	17/	3	6-36.8	5-34	2-1	7	1	0	1	0	0	1/1	-	0/0	25:36		
10	11/14	vs BAL	[W]	13	4	8	1	2/14	242	61	4.0	154	4-22	176	33/	17/	0	9-37.9	6-29	3-1	3	0	0	0	0	0/0	-	1/1	27:09			
11	11/21	vs NO	[W]	21	8	12	1	6/12	339	58	5.8	233	2-18	251	27/	18/	1	4-43.0	8-42	2-0	23	3	3	0	0	0	2/2	0/1	1/2	32:08		
12	11/28	at BAL	[W]	14	3	11	0	3/12	280	59	4.7	199	3-15	214	34/	17/	1	5-37.8	6-39	4-2	23	2	0	2	0	0	2/2	-	3/3	27:25		
13	12/ 2	vs PIT	[W]	15	3	10	2	1/11	235	57	4.1	172	3-22	194	39/	19/	0	6-52.7	9-76	2-0	6	0	0	0	0	0/0	-	2/2	23:54			
14	12/13	vs DEN	[W]	18	4	13	1	7/14	358	61	5.9	268	1-7	275	33/	21/	2	6-41.5	9-83	4-0	24	3	1	2	0	0	3/3	-	1/1	32:25		
15	12/19	at CLE	[W]	19	5	12	2	7/16	269	67	4.0	197	6-44	241	41/	24/	0	8-42.5	5-40	1-1	14	2	1	1	0	0	2/2	-	0/0	28:16		
16	12/26	at TEN	[L]	26	9	15	2	11/18	476	76	6.3	328	0-0	328	39/	26/	0	4-40.0	4-33	0-0	41	5	0	5	0	0	5/5	-	2/2	38:30		
17	1/ 2	vs CIN	[W]	13	6	5	2	1/7	236	44	5.4	126	3-15	141	23/	13/	2	5-36.2	6-64	0-0	7	1	1	0	0	0	1/1	-	0/0	22:23		
Totals				14-2	248	72	159	17	72/215	4,334	951	4.6	2,890	57-373	3,263	521/	291/	19	96-41.4	93-728	31-11	217	24	6	18	0	0	22/22	0/2	17/18	28:03	
Div.				1/15	vs MIA	[W]	10	0	6	4	2/13	131	64	2.0	21	18	1.2	110	2	9-39.6	9-88	6-5	7	1	0	1	0	1/1	-	0/0	24:37	
AFC				1/23	vs TEN	[L]	17	8	7	2	3/10	289	58	5.0	177	34	5.2	112	1	5-39.8	5-39	5-3	33	4	2	1	1	0	4/4	-	1/1	31:36

JACKSONVILLE JAGUARS 1998 OFFENSE GAME-BY-GAME

Wk.	Date	Opp	FIRST DOWNS			3 RD	TOT. OFFENSE			RUSHING			PASSING			PUNTS			FUM.			Tot.									
			Tot	Run	Pass		Pen	Down	Yards	Plays	Avg.	Yards	Att.	Avg.	Gross	Att./Cmp./	Int./Avg.	Yards	Lost	Pts.	TD		Rn	Ps	Rt	Sfty	PAT	2PT	Fgs	T.O.P.	
1	9/6	at CHI	[W]	21	10	11	0	7/14	367	69	5.3	160	33	4.8	207	35/ 22/ 2	5-43.0	3-26	4-1	24	3	1	2	0	0	3/3	-	1/1	29:50		
2	9/13	vs KC	[W]	19	9	7	3	6/12	256	58	4.5	145	38	4.0	111	126	18/ 11/ 0	4-36.8	6-44	0-0	21	3	1	1	0	3/3	-	0/2	29:44		
3	9/20	vs BAL	[W]	21	4	16	1	4/14	519	69	7.5	154	32	4.8	365	376	34/ 25/ 0	8-38.0	8-60	1-1	24	3	1	2	0	3/3	-	1/2	33:51		
4	9/27	at TEN	[W]	19	6	10	3	8/15	297	67	4.4	148	37	4.0	149	155	28/ 17/ 2	3-51.3	10-72	1-1	27	3	1	2	0	3/3	-	2/2	32:54		
6	10/12	vs MIA	[W]	12	5	6	1	2/10	385	43	9	186	23	8.1	199	2-14	7-44.7	8-86	1-0	28	4	2	2	0	0	4/4	-	0/1	20:54		
7	10/18	at BUF	[L]	16	7	9	0	7/16	238	65	3.7	134	34	3.9	104	119	28/ 16/ 0	5-52.4	8-58	1-0	16	1	1	0	0	1/1	-	3/3	34:02		
8	10/25	at DEN	[L]	24	5	18	1	5/14	348	69	5	66	16	4.1	282	353	46/ 28/ 0	4-39.5	9-56	2-1	24	3	0	3	0	3/3	-	1/2	26:13		
9	11/ 1	at BAL	[W]	20	8	10	2	5/10	364	56	6.5	111	32	3.5	253	258	22/ 15/ 1	3-45.0	10-73	0-0	45	6	2	2	0	6/6	-	1/1	28:04		
10	11/ 8	vs CIN	[W]	14	9	5	0	4/13	272	55	4.9	137	32	4.2	135	146	21/ 9/ 0	5-46.2	9-58	1-1	24	3	1	1	0	3/3	-	1/1	24:10		
11	11/15	vs TB	[W]	18	8	10	0	7/16	374	68	5.5	144	28	5.1	230	248	37/ 22/ 0	6-50.3	8-58	1-0	29	3	3	0	0	2/2	0/1	3/3	31:11		
12	11/22	at PIT	[L]	17	6	10	1	9/16	301	69	4.4	97	26	3.7	204	212	42/ 18/ 3	6-49.8	5-30	1-1	15	2	1	1	0	1/1	1/1	0/0	25:16		
13	11/29	at CIN	[W]	16	1	14	1	7/17	322	65	5	79	29	2.7	243	244	35/ 19/ 0	6-45.5	7-51	0-0	34	4	0	4	0	4/4	-	2/2	29:25		
14	12/ 6	vs DET	[W]	24	12	8	4	8/13	426	68	6.3	205	43	4.8	221	228	24/ 15/ 0	2-40.5	7-45	0-0	37	4	2	2	0	4/4	-	3/3	35:39		
15	12/13	vs TEN	[L]	15	4	9	2	4/12	241	54	4.5	69	23	3.0	172	178	29/ 18/ 1	6-50.7	9-65	1-0	13	1	1	0	0	1/1	-	2/2	29:51		
16	12/20	at MIN	[L]	15	9	3	3	3/13	207	59	3.5	138	28	4.9	69	88	27/ 12/ 2	8-43.6	7-56	3-2	10	1	0	1	0	1/1	-	1/1	26:28		
17	12/28	vs PIT	[W]	16	8	7	1	8/15	297	55	5.4	129	33	3.9	168	192	19/ 10/ 0	7-42.4	7-60	1-0	21	3	2	1	0	3/3	-	0/0	26:13		
Totals				11-5	287	111	153	23	94/220	5,214	989	5.3	2,102	487	4.3	3,112	3,343	463/ 269/ 12	85-45.0	121-898	18-8	392	47	19	24	4	0	45/45	1/2	21/26	28:59
WC	1/3	vs NE	[W]	17	6	9	2	7/18	308	73	4.2	160	37	4.3	148	161	34/ 14/ 0	6-44.8	25	2-0	25	2	1	1	0	0	1/1	0/1	4/4	30:00	
DIV	1/10	at NYJ	[L]	14	5	8	1	4/12	251	53	4.7	95	22	4.3	156	156	31/ 12/ 3	3-37.0	24	1-1	24	3	0	3	0	0	3/3	-	1/1	20:44	

JACKSONVILLE JAGUARS 1998 DEFENSE GAME-BY-GAME

Wk.	Date	Opp	FIRST DOWNS			3 RD	TOT. OFFENSE			RUSHING			PASSING			PUNTS			FUM.			Tot.									
			Tot	Run	Pass		Pen	Down	Yards	Plays	Avg.	Yards	Att.	Avg.	Gross	Att./Cmp./	Int./Avg.	Yards	Lost	Pts.	TD		Rn	Ps	Rt	Sfty	PAT	2PT	Fgs	T.O.P.	
1.	9/6	at CHI	[W]	16	9	6	1	5/13	321	61	5.3	132	34	3.9	189	189	27/ 16/ 0	4-45.5	4-26	2-2	23	2	1	0	1	0	2/2	-	3/4	30:10	
2	9/13	vs KC	[W]	23	7	14	2	3/11	364	64	5.7	111	25	4.4	253	263	37/ 23/ 0	4-43.3	5-54	3-2	16	1	1	0	0	1/1	-	3/3	30:16		
3	9/20	vs BAL	[W]	11	3	8	0	2/15	313	61	5.1	81	25	3.2	232	248	34/ 17/ 1	10-49.1	7-54	0-0	10	1	0	1	0	1/1	-	1/1	26:09		
4	9/27	at TEN	[W]	15	4	9	2	5/13	219	57	3.8	40	20	2.0	179	208	33/ 17/ 2	3-50.3	9-73	3-1	22	2	0	2	0	1/1	0/1	3/3	27:06		
6	10/12	vs MIA	[W]	25	7	16	2	6/14	374	79	4.7	67	28	2.4	307	323	49/ 30/ 1	6-41.7	11-89	1-1	21	3	1	2	0	3/3	-	0/1	39:06		
7	10/18	at BUF	[L]	22	7	12	3	8/15	337	63	5.3	110	23	4.8	227	228	39/ 18/ 0	5-39.2	6-53	1-1	17	2	1	1	0	2/2	-	1/1	25:58		
8	10/25	at DEN	[L]	24	10	12	2	6/14	465	71	6.5	170	36	4.7	295	295	35/ 21/ 0	3-41.7	8-54	0-0	37	4	3	1	0	4/4	-	3/3	33:47		
9	11/ 1	at BAL	[W]	22	6	14	2	5/10	357	59	6.1	126	23	5.5	231	243	34/ 27/ 1	4-32.5	9-70	5-4	19	3	0	3	0	1/1	0/2	0/0	31:56		
10	11/ 8	vs CIN	[W]	19	5	12	2	4/16	318	71	4.5	118	27	4.4	200	235	40/ 24/ 1	6-41.2	4-40	4-1	11	1	0	1	0	0/0	1/1	1/1	35:50		
11	11/15	vs TB	[W]	13	8	5	0	4/13	343	59	5.8	157	33	4.8	186	194	24/ 10/ 2	6-45.8	7-52	1-1	24	3	0	3	0	3/3	-	1/1	28:49		
12	11/22	at PIT	[L]	18	5	13	0	9/18	329	70	4.7	121	34	3.6	208	208	36/ 25/ 0	7-36.9	3-25	0-0	30	3	0	1	2	0	3/3	-	3/3	34:44	
13	11/29	at CIN	[W]	20	6	12	2	5/15	355	68	5.2	131	24	5.5	224	234	43/ 24/ 2	4-49.8	3-27	3-2	17	2	1	1	0	2/2	-	1/2	30:35		
14	12/ 6	vs DET	[W]	16	3	12	1	6/15	332	60	5.5	120	22	5.5	212	250	33/ 14/ 0	3-39.3	9-76	0-0	22	2	0	2	0	1/1	0/1	3/4	24:21		
15	12/13	vs TEN	[L]	20	7	13	0	6/15	354	68	5.2	131	27	4.9	223	232	39/ 22/ 1	4-48.3	9-73	1-1	16	1	0	1	0	1/1	-	3/3	30:09		
16	12/20	at MIN	[L]	25	11	12	2	4/12	417	71	5.9	180	33	5.5	237	244	37/ 20/ 0	5-48.6	8-108	0-0	50	6	1	4	1	0	5/5	0/1	3/3	33:32	
17	12/28	vs PIT	[W]	20	10	8	2	3/13	361	75	4.8	205	36	5.7	156	174	37/ 17/ 2	4-41.0	7-79	1-1	3	0	0	0	0	0/0	-	1/2	33:47		
Totals				11-5	309	108	178	23	81/222	5,559	1,057	5.3	2,000	450	4.4	3,559	3,768	577/ 325/ 13	78-43.5	109-953	25-17	338	36	9	23	4	0	30/30	1/6	30/35	31:01
WC	1/ 3	vs NE	[W]	14	3	11	0	5/15	206	65	3.2	35	19	1.8	171	190	44/ 21/ 1	8-47.3	6-50	4-2	10	1	1	0	0	1/1	-	1/1	28:00		
DIV	1/10	at NYJ	[L]	29	11	17	1	10/14	429	77	5.6	151	39	3.9	278	284	36/ 24/ 1	2-34.5	5-38	2-2	34	4	3	1	0	0	4/4	-	2/2	39:16	

JACKSONVILLE JAGUARS 1997 OFFENSE GAME-BY-GAME

Wk.	Date	Opp	FIRST DOWNS			3 RD			TOT. OFFENSE			RUSHING			PASSING			PUNTS			FUM.			Tot. Pts.	TD	Rn	Ps	Rt	Sfty	PAT	2PT	FGS	T.O.P.
			Tot	Run	Pass	Pen	DOWN	Yards	Plays	Avg.	Yards	Att.	Avg.	Sacks	Gross	Att./	Cmp./	Int.	Avg.	Yards	Lost	Yards	Pen.										
1	8/31	at BAL	[W]	19	6	13	0	7/14	411	63	6.5	108	31	3.5	303	3-14	317	29/	23/	0	5-45.2	11-64	1-1	28	4	2	2	0	0	4/4	-	0/1	31:59
2	9/7	vs NYG	[W]	22	7	12	3	6/17	375	75	5.0	123	39	3.2	252	1-0	252	35/	23/	0	6-51.5	9-71	1-1	40	4	4	0	0	0	4/4	-	4/4	39:39
4	9/22	vs PIT	[W]	23	5	16	2	9/17	343	72	4.8	40	26	1.5	303	3-25	328	43/	25/	0	1-38.0	4-35	0-0	30	3	1	1	1	0	3/3	-	3/5	33:55
5	9/28	at WAS	[L]	11	3	8	0	3/13	204	56	3.6	70	22	3.2	134	3-19	153	31/	16/	2	3-46.0	7-68	0-0	12	0	0	0	0	0	0/0	-	4/4	24:52
6	10/5	vs CIN	[W]	21	8	10	3	6/12	308	63	4.9	160	33	4.8	148	3-16	164	27/	14/	0	5-50.6	5-40	1-0	21	3	0	3	0	0	3/3	-	0/1	30:37
7	10/12	vs PHI	[W]	21	12	8	1	2/7	306	48	6.4	149	24	6.2	157	4-6	163	20/	15/	0	4-48.5	7-35	2-1	38	5	5	0	0	0	5/5	-	1/1	23:30
8	10/19	at DAL	[L]	15	3	11	1	5/11	271	51	5.3	42	18	2.3	229	2-13	242	31/	21/	1	5-53.8	10-98	0-0	22	3	0	3	0	0	2/2	1/1	0/0	26:36
9	10/26	at PIT ot	[L]	16	3	11	2	4/14	267	58	4.6	73	23	3.2	194	4-20	214	31/	15/	1	7-36.1	11-69	3-0	17	2	0	2	0	0	2/2	-	1/1	24:20
10	11/2	at TEN	[W]	17	7	9	1	6/16	290	65	4.5	135	31	4.4	155	3-14	169	31/	17/	1	4-51.8	6-65	1-1	30	3	1	1	1	0	3/3	-	3/3	33:24
11	11/9	vs KC	[W]	16	8	8	0	0/8	332	51	6.5	150	27	5.6	182	3-17	199	21/	9/	1	7-42.3	5-39	1-1	24	3	2	1	0	0	3/3	-	1/1	23:46
12	11/16	vs TEN	[W]	21	6	14	1	8/15	352	68	5.2	103	36	2.9	249	2-18	267	30/	22/	0	5-45.2	4-58	2-2	17	2	1	1	0	0	2/2	-	1/1	32:53
13	11/23	at CIN	[L]	20	7	12	1	3/10	415	58	7.2	135	24	5.6	280	1-6	286	33/	20/	1	1-56.0	5-41	2-2	26	2	1	1	0	0	2/2	-	4/4	24:06
14	11/30	vs BAL	[W]	23	7	14	2	7/16	404	72	5.6	91	31	2.9	313	1-4	317	40/	25/	1	2-41.5	11-122	0-0	29	2	1	1	0	0	2/2	-	5/5	35:11
15	12/7	vs NE	[L]	23	10	12	1	8/15	341	73	4.7	107	27	4	234	4-17	251	42/	25/	0	3-38.3	9-63	2-2	20	3	0	2	1	0	2/2	0/1	0/1	32:29
16	12/14	at BUF	[W]	20	5	15	0	4/13	388	65	6.0	91	31	2.9	297	2-20	317	32/	24/	1	4-38.5	3-35	0-0	20	2	2	0	0	0	2/2	-	2/2	31:33
17	12/21	at OAK	[W]	20	6	14	0	4/11	417	60	7.0	143	31	4.6	274	1-9	283	28/	19/	0	4-36.8	3-11	1-0	20	2	0	2	0	0	2/2	-	2/2	28:25
Totals	11-5	308	103	187	18	82/209	5,424	998	5,4	1,720	454	3.8	3,704	3,704	40-218	3,922	504/	313/	9	66-44.9	110-914	17-11	394	43	20	20	3	0	41/41	1/2	31/36	29:40	
WC 12/27	at DEN	[L]	14	3	9	2	3/10	237	49	4.8	50	14	3.6	187	3-16	203	32/	18/	1	4-29.5	9-54	1-1	17	2	1	0	1	0	2/2	-	1/1	19:01	

JACKSONVILLE JAGUARS 1997 DEFENSE GAME-BY-GAME

Wk.	Date	Opp	FIRST DOWNS			3 RD			TOT. OFFENSE			RUSHING			PASSING			PUNTS			FUM.			Tot. Pts.	TD	Rn	Ps	Rt	Sfty	PAT	2PT	FGS	T.O.P.
			Tot	Run	Pass	Pen	DOWN	Yards	Plays	Avg.	Yards	Att.	Avg.	Sacks	Gross	Att./	Cmp./	Int.	Avg.	Yards	Lost	Yards	Pen.										
1	8/31	at BAL	[W]	22	5	16	1	7/13	373	61	6.1	72	17	4.2	301	3-21	322	41/	24/	3	3-43.7	3-20	0-0	27	3	0	3	0	0	3/3	-	2/2	28:01
2	9/7	vs NYG	[W]	13	3	8	2	2/12	206	53	3.9	39	16	2.4	167	2-15	182	35/	16/	1	9-45.2	9-79	2-2	13	2	1	1	0	0	1/1	0/1	0/0	20:21
4	9/22	vs PIT	[W]	19	7	10	2	5/9	306	48	6.4	153	30	5.1	153	2-2	155	16/	11/	1	2-39.0	6-82	1-1	21	3	1	2	0	0	3/3	-	0/1#	26:05
5	9/28	at WAS	[L]	20	7	13	0	11/17	336	70	4.8	113	42	2.7	223	4-21	244	24/	16/	1	2-42.5	2-15	2-2	24	3	0	3	0	0	3/3	-	1/2	35:08
6	10/5	vs CIN	[W]	17	10	6	1	5/14	348	61	5.7	148	29	5.1	200	5-32	232	27/	16/	0	5-46.4	11-80	0-0	13	2	2	0	0	0	1/2#	-	0/0	29:23
7	10/12	vs PHI	[W]	23	4	18	1	8/16	393	73	5.4	90	27	3.3	303	4-22	325	42/	27/	1	#5-32.0	8-65	2-1	21	3	0	3	0	0	3/3	-	0/1	36:30
8	10/19	at DAL	[L]	24	6	15	3	7/14	337	67	5.0	99	33	3	238	2-24	262	32/	21/	0	3-44.0	4-40	1-0	26	3	1	2	0	0	2/2	0/1	2/3	33:24
9	10/26	at PIT ot	[L]	26	8	17	1	9/17	439	82	5.4	141	37	3.8	298	3-19	317	42/	25/	1	5-42.6	5-54	3-2	23	3	1	2	0	0	2/2	-	1/1	41:27
10	11/2	at TEN	[W]	15	6	8	1	4/11	302	51	5.9	107	27	4	195	2-16	211	22/	13/	1	3-50.0	9-59	3-1	24	3	2	0	1	0	3/3	-	1/3	26:36
11	11/9	vs KC	[W]	22	9	13	0	7/18	413	85	4.9	148	29	5.1	265	6-49	314	50/	29/	2	4-46.0	6-48	5-3	10	1	0	1	0	0	1/1	-	1/1	36:14
12	11/16	vs TEN	[W]	17	6	9	2	3/12	320	56	5.7	136	33	4.1	184	0-0	184	23/	9/	2	6-42.0	6-37	0-0	9	1	0	1	0	0	0/0	0/1	1/2	27:07
13	11/23	at CIN	[L]	24	10	13	1	7/15	327	73	4.5	124	36	3.4	203	1-8	211	36/	26/	0	6-34.8	5-79	1-0	31	4	2	2	0	0	4/4	-	1/1	35:54
14	11/30	vs BAL	[W]	17	6	9	2	5/12	221	55	4.0	58	22	2.6	163	4-25	188	29/	18/	0	6-43.0	6-71	1-0	27	4	1	2	1	0	3/3	0/1	0/0	24:49
15	12/7	vs NE	[L]	16	1	14	1	4/13	282	57	4.9	55	20	2.9	227	2-7	234	35/	26/	0	4-41.5	5-31	1-0	26	2	0	2	0	0	2/2	-	4/5	27:31
16	12/14	at BUF	[W]	24	12	10	2	9/17	335	76	4.4	143	33	4.3	192	2-18	210	41/	19/	1	4-37.8	0-0	3-2	14	1	1	0	0	0	0/0	1/1	2/2	28:27
17	12/21	at OAK	[W]	19	7	11	1	9/16	300	67	4.5	108	24	4.5	192	6-52	244	37/	24/	0	6-42.0	5-40	1-1	9	1	0	1	0	0	0/0	0/1	1/1	31:35
Totals	11-5	318	107	190	21	102/226	5,238	1,035	5.1	1,734	455	3.8	3,504	3,504	48-331	3,885	532/	320/	14	73-41.9	90-800	26-15	318	39	12	24	3	0	31/32	1/6	17/25	30:20	
WC 12/27	at DEN	[L]	28	18	8	2	12/16	511	76	6.7	310	49	6.3	201	3-22	223	24/	16/	0	3-33.0	9-94	3-2	42	6	5	1	0	0	6/6	-	0/0	40:59	

JACKSONVILLE JAGUARS 1996 OFFENSE GAME-BY-GAME

Wk.	Date	Opp	FIRST DOWNS			3 RD	TOT. OFFENSE			RUSHING			PASSING			PUNTS			FUM.			Tot.	T.O.P.									
			Tot	Run	Pass		Pen	Down	Yards	Plays	Avg.	Yards	Att.	Avg.	Int.	Gross	Att./	Cmp./	Int.	Sacks	Net			Yards	Att./	Yards	Pen.	Lost	Pts.	TD	Rn	Ps
1	9/ 1	vs PIT	[W]	22	7	12	3	10/16	313	71	4.4	119	36	3.3	194	4-18	212	31/ 20/	2	5-41.4	4-35	1-0	24	3	1	2	0	0	3/3	-	1/1	35:06
2	9/ 8	vs HOU	[L]	26	7	18	1	1/6	370	61	6.1	72	21	3.4	298	2-4	302	38/ 27/	2	1-48.0	6-55	2-1	27	3	1	2	0	0	3/3	-	1/1	31:15
3	9/15	at OAK	[L]	14	2	9	3	2/13	270	61	4.4	69	21	3.3	201	3-16	217	37/ 18/	2	7-36.6	8-58	1-0	3	0	0	0	0	0/0	-	1/1	31:41	
4	9/22	at NE ot	[L]	12	1	11	0	5/14	442	52	8.5	29	11	2.6	413	2-19	432	39/ 23/	1	5-40.6	17-148	2-1	25	3	0	3	0	0	2/2	1/1	1/2	24:58
5	9/29	vs CAR	[W]	22	10	11	1	8/14	378	68	5.6	179	38	4.7	199	3-15	214	27/ 15/	1	6-51.7	13-118	2-1	24	3	2	1	0	0	3/3	-	1/1	34:59
6	10/ 6	at NO	[L]	22	7	12	3	6/15	382	70	5.5	141	34	4.1	241	1-9	250	35/ 28/	0	3-41.0	10-99	3-2	13	1	0	1	0	0	1/1	-	2/3	37:19
7	10/13	vs NYJ	[W]	10	2	7	1	5/14	289	51	5.7	72	23	3.1	217	5-31	248	23/ 14/	0	7-39.3	15-123	2-0	21	2	0	2	0	0	1/1	1/1	2/2	26:57
8	10/20	at STL	[L]	36	10	24	2	11/14	538	87	6.2	118	33	3.5	420	2-1	421	52/ 37/	5	0-0.0	3-15	2-1	14	2	2	0	0	0	2/2	-	0/0	41:34
9	10/27	at CIN	[L]	19	8	10	1	5/13	338	63	5.4	149	28	5.3	189	4-26	215	31/ 18/	2	7-43.6	8-48	2-0	21	3	1	2	0	0	3/3	-	0/0	28:24
11	11/10	vs BAL	[W]	22	3	17	2	4/12	418	63	6.6	86	20	4.3	332	6-22	354	37/ 24/	1	4-49.3	8-65	1-1	30	3	0	0	0	0/0	-	1/1	33:21	
12	11/17	at PIT	[L]	20	2	14	4	3/12	239	71	3.4	78	18	4.3	161	6-54	215	47/ 28/	2	8-43.4	12-84	5-2	3	0	0	0	0	0/0	-	1/1	26:27	
13	11/24	at BAL ot	[W]	23	5	16	2	9/16	374	75	5.0	82	27	3.0	292	2-14	306	46/ 28/	2	4-50.8	13-80	1-0	28	3	1	2	0	0	2/2	1/1	2/3	35:25
14	12/ 1	vs CIN	[W]	19	3	16	0	3/11	422	58	7.3	66	23	2.9	356	1-0	356	34/ 21/	0	3-51.7	5-44	1-0	30	2	0	1	0	1/1	1/1	5/5	27:22	
15	12/ 8	at HOU	[W]	19	8	8	3	6/14	279	63	4.4	114	35	3.3	165	3-7	172	25/ 15/	0	3-47.3	2-10	1-1	23	2	2	0	0	2/2	-	3/4	30:44	
16	12/15	vs SEA	[W]	18	7	10	1	5/12	351	60	5.9	133	31	4.3	218	3-13	231	26/ 19/	0	3-36.7	2-21	2-0	20	2	0	2	0	0	2/2	-	2/3	30:35
17	12/22	vs ATL	[W]	21	8	13	0	4/11	357	64	5.6	143	32	4.5	214	3-8	222	29/ 18/	0	3-45.0	1-3	0-0	19	1	1	0	0	0	1/1	-	4/4	30:43
Totals	9-7	325	90	208	27	87/208	5,760	1,038	5.5	1,650	431	3.8	4,110	50-257	4,367	557/ 353/	20	69-43.7	127-1006	29-10	325	33	13	19	1	0	27/27	5/6	30/36	31-18		
WC 12/28	at BUF	[W]	18	5	13	0	7/17	409	70	5.8	184	35	5.3	225	2-14	239	33/ 18/	2	5-50.6	6-42	0-0	30	3	1	1	0	3/3	-	3/4	33:06		
DIV 1/ 4	at DEN	[W]	22	9	11	2	8/15	443	67	6.6	203	36	5.6	240	2-5	245	29/ 18/	0	3-39.7	3-18	0-0	30	3	1	2	0	0	3/3	-	3/3	32:24	
AFC 1/12	at NE	[L]	18	6	12	0	5/14	289	72	4	101	33	3.1	188	1-2	190	38/ 20/	2	5-36.4	4-23	3-2	6	0	0	0	0	0/0	-	2/2	34:43		

JACKSONVILLE JAGUARS 1996 DEFENSE GAME-BY-GAME

Wk.	Date	Opp	FIRST DOWNS			3 RD	TOT. OFFENSE			RUSHING			PASSING			PUNTS			FUM.			Tot.	T.O.P.									
			Tot	Run	Pass		Pen	Down	Yards	Plays	Avg.	Yards	Att.	Avg.	Int.	Gross	Att./	Cmp./	Int.	Sacks	Net			Yards	Att./	Yards	Pen.	Lost	Pts.	TD	Rn	Ps
1	9/ 1	vs PIT	[W]	13	8	5	0	3-12	187	52	3.6	101	25	4.0	86	4-21	107	23/ 12/	1	6-39.5	7-40	2-1	9	0	0	0	0	0/0	-	3/3	24:54	
2	9/ 8	vs HOU	[L]	21	9	10	2	6-11	401	54	7.4	181	31	5.8	220	1-6	226	22/ 14/	0	2-43.5	7-60	2-1	34	4	1	3	0	0	4/4	-	2/2	28:45
3	9/15	at OAK	[L]	18	5	12	1	5-13	331	58	5.7	134	30	4.5	197	1-3	200	27/ 18/	2	5-42.4	10-90	3-1	17	2	0	1	0	2/2	-	1/1	28:19	
4	9/22	at NE ot	[L]	26	9	14	3	7-17	353	79	4.5	123	31	4.0	230	4-25	255	44/ 27/	1	2-38.0	6-30	1-1	28	2	1	1	0	1/2	-	5/6	37:38	
5	9/29	vs CAR	[W]	21	1	14	6	5-13	272	63	4.3	57	21	2.7	215	5-46	261	37/ 17/	0	7-43.1	7-41	4-2	14	2	0	2	0	1/2	1/1	0/1	25:01	
6	10/ 6	at NO	[L]	11	3	6	2	3-11	197	47	4.2	36	19	1.9	161	0-0	161	28/ 15/	1	6-36.7	10-68	0-0	17	2	1	1	0	2/2	-	1/1	22:41	
7	10/13	vs NYJ	[W]	24	5	15	4	8-17	367	74	5.0	91	30	3.0	276	0-0	276	44/ 23/	2	4-48.5	3-25	1-0	17	2	0	2	0	2/2	-	1/2	33:03	
8	10/20	at STL	[L]	9	5	3	1	4-10	204	39	5.2	83	20	4.2	121	2-8	129	17/ 9/	1	5-48.6	7-55	2-0	17	2	0	1	0	2/2	-	1/1	18:26	
9	10/27	at CIN	[L]	16	5	11	0	9-17	267	67	4.0	60	31	1.9	207	5-42	249	31/ 20/	0	6-47.7	5-33	0-0	28	4	2	2	0	4/4	-	0/0	31:36	
11	11/10	vs BAL	[W]	24	9	14	1	4-10	387	67	5.8	152	36	4.2	235	4-18	253	27/ 17/	0	5-35.8	6-78	3-3	27	3	0	3	0	3/3	-	2/2	33:33	
12	11/17	at PIT	[L]	15	9	6	0	7-15	198	59	3.4	108	32	3.4	90	2-19	109	25/ 7/	1	6-39.8	6-58	1-0	28	4	1	2	1	0	4/4	-	0/1	26:39
13	11/24	at BAL ot	[W]	29	7	19	3	8-15	460	81	5.7	104	30	3.5	356	1-10	366	50/ 31/	0	3-42.3	7-109	2-2	25	2	1	0	1	1/1	0/1	4/5	33:41	
14	12/ 1	vs CIN	[W]	27	10	16	1	6-13	485	70	6.9	172	31	5.5	313	0-0	313	39/ 23/	2	3-34.3	5-25	0-0	27	3	0	3	0	3/3	-	2/3	32:38	
15	12/ 8	at HOU	[W]	21	7	14	0	5-11	361	62	5.8	74	20	3.7	287	5-21	308	37/ 24/	1	3-44.3	4-45	4-3	17	2	1	1	0	2/2	-	1/2	29:16	
16	12/15	vs SEA	[W]	19	8	10	1	6-14	306	62	4.9	159	29	5.5	147	2-9	156	31/ 16/	1	4-41.5	5-33	1-0	13	1	0	1	0	1/1	-	2/2	29:25	
17	12/22	vs ATL	[W]	21	10	11	0	7-12	309	58	5.3	146	31	4.7	163	1-9	172	26/ 17/	0	4-43.8	2-10	0-0	17	2	1	1	0	2/2	-	1/2	29:17	
Totals	9-7	316	110	181	25	93/211	5,095	993	5.1	1,781	447	4.0	3,314	37-237	3,551	509/ 291/	13	71-42.0	97-800	26-14	335	37	9	24	4	0	33/35	1/2	26/34	28-42		
WC 12/28	at BUF	[W]	19	5	14	0	5-15	308	68	4.5	92	29	3.2	216	3-30	246	36/ 22/	1	5-43.2	6-39	4-2	27	3	1	1	0	3/3	-	2/2	26:54		
DIV 1/ 4	at DEN	[W]	21	7	13	1	6-12	351	60	5.9	126	21	6.0	225	1-1	226	38/ 25/	0	5-42.6	8-64	1-0	27	4	2	2	0	1/2	1/2	0/0	27:36		
AFC 1/12	at NE	[L]	13	6	7	0	2-13	234	59	4.0	73	24	3.0	161	2-17	178	33/ 20/	1	6-39.7	2-5	2-1	20	2	1	0	1	2/2	-	2/3	25:17		



JAGUARS RECORD BOOK
REGULAR SEASON WEEK 7 vs. OAKLAND

TEAM RECORDS

ALL-TIME TEAM SPLITS

ALL-TIME RECORDS

All-Time Record (Regular Season & Playoffs)	159-193 (.452)
Regular Season Record	153-187 (.450)
at Home	93-78 (.544)
on Road	61-109 (.359)
Postseason Record	5-6 (.455)
at Home	2-1 (.667)
on Road	3-5 (.375)

vs. AFC/NFC OPPONENTS

Record vs. AFC Opponents	117-139 (.457)
at Home	68-61 (.527)
on Road	49-78 (.386)
vs. AFC East	15-25 (.375)
at Home	8-12 (.400)
on Road	7-13 (.350)
vs. AFC North	12-18 (.400)
at Home	6-9 (.400)
on Road	6-9 (.400)
vs. AFC South	33-52 (.388)
at Home	20-23 (.465)
on Road	13-29 (.310)
vs. AFC West	18-21 (.462)
at Home	12-8 (.600)
on Road	6-13 (.316)
Record vs. NFC Opponents	37-48 (.435)
at Home	25-17 (.595)
on Road	12-31 (.279)
vs. NFC East	11-13 (.458)
at Home	8-4 (.667)
on Road	3-9 (.250)
vs. NFC North	6-8 (.429)
at Home	3-4 (.429)
on Road	3-4 (.429)
vs. NFC South	6-10 (.375)
at Home	5-3 (.625)
on Road	1-7 (.125)
vs. NFC West	10-10 (.500)
at Home	7-3 (.700)
on Road	3-7 (.300)

vs. AFC CENTRAL/AFC SOUTH

Record vs. Own Division	72-75 (.490)
vs. AFC Central (1995-2001)	39-23 (.629)
at Home	22-9 (.710)
on Road	17-14 (.548)
vs. AFC South (2002-present)	32-52 (.388)
at Home	20-23 (.465)
on Road	13-29 (.310)

RECORDS BY MONTH

Record in August	1-0 (1.000)
at Home	0-0 (.000)
on Road	1-0 (1.000)
Record in September	33-44 (.429)
at Home	19-19 (.500)
on Road	14-25 (.359)
Record in October	33-51 (.393)
at Home	18-22 (.463)
on Road	15-29 (.341)
Record in November	44-37 (.543)
at Home	27-14 (.659)
on Road	17-23 (.425)
Record in December	39-51 (.433)
at Home	24-23 (.511)
on Road	15-28 (.349)
Record in January	4-4 (.500)
at Home	3-0 (1.000)
on Road	1-4 (.200)

RECORDS BY GAME DAY

Record on Monday	8-7 (.533)
at Home	7-4 (.636)
on Road	1-3 (.250)
Record on Thursday	4-5 (.444)
at Home	4-4 (.500)
on Road	0-1 (.000)
Record on Saturday	1-2 (.333)
at Home	0-0 (.000)
on Road	1-2 (.333)
Record on Sunday	141-173 (.449)
at Home	82-70 (.539)
on Road	59-103 (.364)

DAY & NIGHT SPLITS

Day Games	137-169 (.448)
at Home	78-66 (.542)
on Road	59-103 (.364)
Night Games	17-18 (.486)

at Home	15-12 (.556)
on Road	2-6 (.250)
on Monday	8-7 (.533)
at Home	7-4 (.636)
on Road	1-3 (.250)
on Thursday	4-5 (.444)
at Home	4-4 (.500)
on Road	0-1 (.000)
on Saturday	5-6 (.455)
at Home	4-4 (.500)
on Road	1-2 (.333)

RECORDS BY TIME ZONE

Eastern Time Zone	124-133 (.482)
Central Time Zone	23-38 (.377)
Mountain Time Zone	3-3 (.500)
Pacific Time Zone	2-11 (.154)

VENUE SPLITS

Grass Surface	132-137 (.491)
Artificial Turf Surface	22-50 (.306)
Dome	6-18 (.250)

SCORING SPLITS

Scoring First	104-49 (.680)
at Home	63-22 (.741)
on Road	41-27 (.603)
Opponent Scores First	50-138 (.266)
at Home	30-56 (.349)
on Road	20-82 (.196)
Scoring 20-Plus Points	124-53 (.701)
at Home	77-21 (.786)
on Road	47-32 (.595)
Scoring Less Than 20 Points	38-144 (.209)
at Home	21-62 (.253)
on Road	17-82 (.172)
Allowing 20-Plus Points	50-155 (.244)
at Home	27-65 (.293)
on Road	23-90 (.204)
Allowing Less Than 20 Points	113-44 (.720)
at Home	71-20 (.780)
on Road	42-24 (.636)
Games Decided by < 7 Points	88-186 (.321)
at Home	49-78 (.391)
on Road	38-108 (.260)
Games Decided by < 3 Points	39-185 (.174)
at Home	22-77 (.222)
on Road	17-108 (.136)
Led after 1st Quarter	89-36 (.712)
Trailing after 1st Quarter	41-115 (.263)
Led at Halftime	105-28 (.789)
Trailing at Halftime	34-139 (.197)
Tied at Halftime	16-20 (.444)
Led after 3rd Quarter	118-28 (.808)
Trailing after 3rd Quarter	26-146 (.151)
Overtime Games	7-8 (.467)
at Home	3-1 (.750)
on Road	4-7 (.364)

SPLIT-SEASON RECORDS

Record on Kickoff Weekend	11-11 (.500)
at Home	7-6 (.538)
on Road	4-5 (.444)
Day Games	11-11 (.500)
Night Games	0-0 (.000)
Record During Season's First Half (Games 1-8)	72-101 (.416)
at Home	43-42 (.506)
on Road	29-59 (.330)
Record During Season's Second Half (Games 9-16)	82-86 (.488)
at Home	50-36 (.581)
on Road	32-50 (.390)

COIN-TOSS RESULTS

Won Coin Toss (since 1999)	54-80 (.403)
at Home	30-37 (.448)
on Road	24-43 (.358)
Lost Coin Toss (since 1999)	64-78 (.451)
at Home	39-32 (.549)
on Road	25-46 (.352)

MISCELLANEOUS

Positive Turnover Ratio	105-40 (.724)
Negative Turnover Ratio	17-110 (.134)
Turnover Ratio is Even	32-37 (.464)
Time of Possession > 30:00	106-69 (.606)
Time of Possession < 30:00	48-118 (.289)
Have 300 Net Passing Yards	16-19 (.457)
Have 100-Yard Rusher	59-28 (.678)
Have 100-Yard Receiver	41-55 (.427)
Have Two 100-Yard Receivers	6-7 (.462)

CAREER RECORDS

SERVICE

SEASONS	
Brad Meester (2000-13)	14
MARCEDES LEWIS (2006-16)	11
Josh Scobee (2004-14)	11
Fred Taylor (1998-2008)	11
Jimmy Smith (1995-2005)	11
Rashean Mathis (2003-12)	10
Rob Meier (2000-08)	10
Greg Jones (2004-12)	9
Daryl Smith (2004-12)	9
David Garrard (2002-10)	9
Maurice Williams (2001-09)	9
Paul Spicer (2000-08)	9
Donovin Darius (1998-2006)	9
Mark Brunell (1995-2003)	9
Maurice Jones-Drew (2006-13)	8
Vince Manuwai (2003-10)	8
John Henderson (2002-09)	8
Joe Zelenka (2001-08)	8
Kyle Brady (1999-2006)	8
Tony Brackens (1996-2003)	8
Tony Boselli (1995-2001)	8
Mike Hollis (1995-2001)	8

GAMES PLAYED	
Brad Meester (2000-13)	209
Jimmy Smith (1995-2005)	171
Josh Scobee (2004-14)	168
MARCEDES LEWIS (2006-16)	149
Fred Taylor (1998-2008)	140
Rob Meier (2000-08)	138
Rashean Mathis (2003-12)	137
Joe Zelenka (2001-08)	128
Daryl Smith (2004-12)	126
John Henderson (2002-09)	124

CONSECUTIVE GAMES PLAYED	
Joe Zelenka (2001-08)	128
Josh Scobee (2007-14)	119
Tyson Alualu (2010-15)	96
Bryan Barker (1995-2000)	96
Brad Meester (2000-05)	92
Brad Meester (2008-13)	89
Jimmy Smith (1995-2000)	88
Marcus Stroud (2001-06)	86
John Henderson (2002-06)	82
Mike Hollis (1995-2000)	82

GAMES STARTED	
Brad Meester (2000-13)	209
Jimmy Smith (1995-2005)	150
Fred Taylor (1998-2008)	136
MARCEDES LEWIS (2006-16)	134
Rashean Mathis (2003-12)	129
Daryl Smith (2004-12)	124
John Henderson (2002-09)	120
Mark Brunell (1995-2003)	117
Donovin Darius (1998-2006)	115
Kyle Brady (1999-2006)	110

CONSECUTIVE GAMES STARTED	
Brad Meester (Sept. 3, 2000-Dec. 4, 2005)	92
Brad Meester (Oct. 26, 2008-Dec. 22, 2013)	89
Rashean Mathis (Sept. 7, 2003-Nov. 25, 2007)	74
Vince Manuwai (Nov. 30, 2003-Dec. 23, 2007)	68
Marcus Stroud (Sept. 8, 2002-Oct. 1, 2006)	68
Tyson Alualu (Sept. 12, 2011-Dec. 29, 2013)	64
Maurice Williams (Sept. 7, 2003-Dec. 31, 2006)	64
Chris Naeole (Sept. 8, 2002-Dec. 24, 2005)	63
Uche Nwaneri (Oct. 4, 2009-Dec. 23, 2012)	60
Kevin Hardy (Dec. 21, 1997-Nov. 18, 2001)	58

SCORING

POINTS	
Josh Scobee (2004-14)	1,022
Mike Hollis (1995-2001)	764
Maurice Jones-Drew (2006-13)	486
Fred Taylor (1998-2008)	424
Jimmy Smith (1995-2005)	418
James Stewart (1995-99)	228
Keenan McCardell (1996-2001)	190
MARCEDES LEWIS (2006-16)	168
JASON MYERS (2015-16)	145
Stacey Mack (1999-2002)	120

CONSECUTIVE GAMES SCORING	
Mike Hollis (Dec. 24, 1995-Sept. 10, 2000)	67
Josh Scobee (Jan. 2, 2005-Oct. 4, 2009)	61
Josh Scobee (Oct. 18, 2009-Oct. 28, 2012)	50
Josh Scobee (Sept. 15, 2013-Dec. 28, 2014)	31
Mike Hollis (Oct. 16, 2000-Dec. 30, 2001)	25
JASON MYERS (Sept. 13, 2015-Oct. 17, 2016)	22
Seth Marler (Sept. 7, 2003-Dec. 28, 2003)	16
Josh Scobee (Sept. 12-Dec. 19, 2004)	14
Mike Hollis (Sept. 3-Dec. 10, 1995)	14
<i>Several players tied</i>	8

TOUCHDOWNS	
Maurice Jones-Drew (2006-13)	81
Fred Taylor (1998-2008)	70
Jimmy Smith (1995-2005)	69
James Stewart (1995-99)	38
Keenan McCardell (1996-2001)	30
MARCEDES LEWIS (2006-16)	28
Stacey Mack (1999-2002)	20
ALLEN ROBINSON (2014-16)	19
Reggie Williams (2004-08)	18
ALLEN HURNS (2014-16)	17
David Garrard (2002-10)	17

CONSECUTIVE GAMES SCORING TD	
Fred Taylor (Sept. 20-Nov. 22, 1998)	8
Maurice Jones-Drew (Nov. 12-Dec. 31, 2006)	8
Allen Hurns (Sept. 27-Nov. 15, 2015)	7
Fred Taylor (Nov. 12-Dec. 23, 2000)	7
Allen Robinson (Nov. 29-Dec. 27, 2015)	5
Maurice Jones-Drew (Oct. 18-Nov. 22, 2009)	5
Maurice Jones-Drew (Nov. 4-Dec. 2, 2007)	5
Julius Thomas (Nov. 19-Dec. 13, 2015)	4
Mercedes Lewis (Dec. 1-22, 2013)	4
<i>Several players tied</i>	4

FIELD GOALS MADE	
Josh Scobee (2004-14)	235
Mike Hollis (1995-2001)	175
JASON MYERS (2015-16)	34
Seth Marler (2003)	20
John Carney (2007)	9
Tim Seder (2002)	8
Danny Boyd (2002)	5
Hayden Epstein (2002)	5
Steve Lindsey (1999-2000)	5
Richie Cunningham (2002)	1

CONSECUTIVE FIELD GOALS MADE	
Josh Scobee (Nov. 27, 2011-Nov. 4, 2012)	20
Mike Hollis (Nov. 1, 1998-Sept. 19, 1999)	20
Jason Myers (Nov. 15, 2015-Sept. 11, 2016)	16
Mike Hollis (Oct. 12-Nov. 30, 1997)	16
Josh Scobee (Sept. 11-Nov. 13, 2011)	15
Josh Scobee (Oct. 1-Nov. 26, 2006)	15
Josh Scobee (Dec. 23, 2012-Nov. 10, 2013)	14
Josh Scobee (Sept. 12-Nov. 14, 2010)	14
Mike Hollis (Sept. 3-Oct. 29, 2000)	13

CONSECUTIVE GAMES SCORING FG	
Josh Scobee (Nov. 14, 2010-Oct. 24, 2011)	15
Josh Scobee (Oct. 29, 2006-Dec. 16, 2007)	13
Mike Hollis (Sept. 12-Nov. 21, 1999)	10
Josh Scobee (Nov. 24, 2013-Sept. 21, 2014)	9
Josh Scobee (Sept. 15-Nov. 10, 2013)	8
Josh Scobee (Jan. 3-Oct. 24, 2010)	8
Josh Scobee (Nov. 13, 2005-Jan. 1, 2006)	8
Seth Marler (Sept. 7-Nov. 2, 2003)	8
Mike Hollis (Dec. 24, 1995-Oct. 13, 1996)	8

FIELD GOAL PERCENTAGE (MIN. 25 FGA)	
JASON MYERS (2015-16)	85.0
Josh Scobee (2004-14)	80.8
Mike Hollis (1995-2001)	80.6
Seth Marler (2003)	60.6

LONGEST FIELD GOALS	
Josh Scobee (Oct. 3, 2010 vs. Ind.)	59
JASON MYERS (Sept. 20, 2015 vs. Mia.)	58
Josh Scobee (Dec. 15, 2013 vs. Buf.)	55
Josh Scobee (Sept. 18, 2011 at NYJ)	55
Josh Scobee (Oct. 24, 2011 vs. Bal.)	54
<i>Several players tied</i>	53

EXTRA-POINT PERCENTAGE (MIN. 25 XPA)	
Seth Marler (2003)	100.0
Mike Hollis (1995-2001)	98.8
Josh Scobee (2004-14)	98.4
JASON MYERS (2015-16)	86.0

EXTRA POINTS MADE	
Josh Scobee (2004-14)	317
Mike Hollis (1995-2001)	239
JASON MYERS (2015-16)	43
Seth Marler (2003)	30
John Carney (2007)	20
Hayden Epstein (2002)	13
Tim Seder (2002)	11
Danny Boyd (2002)	7
Steve Lindsey (1999-2000)	5
Richie Cunningham (2002)	2

CONSECUTIVE EXTRA POINTS MADE	
Mike Hollis (Oct. 22, 1995-Dec. 9, 2001)	220
Josh Scobee (Nov. 8, 2009-Jan. 1, 2012)	82
Josh Scobee (Sept. 12, 2004-Jan. 1, 2006)	59
Josh Scobee (Dec. 16, 2007-Nov. 1, 2009)	58
Josh Scobee (Sept. 10, 2006-Dec. 16, 2007)	55
Josh Scobee (Sept. 16, 2012-Dec. 22, 2013)	39
Seth Marler (Sept. 7-Dec. 28, 2003)	30

CAREER RECORDS


PASSING

PASSING YARDS

Mark Brunell (1995-2003)	25,698
David Garrard (2002-10).....	16,003
Byron Leftwich (2003-06)	9,042
BLAKE BORTLES (2014-16).....	8,657
CHAD HENNE (2012-16).....	5,817
Blaine Gabbert (2011-13).....	4,357
Quinn Gray (2005-07).....	1,252
Steve Beuerlein (1995).....	952
Jonathan Quinn (1998-2001).....	748
Jamie Martin (1998-2000).....	662

CONSECUTIVE PASS COMPLETIONS

David Garrard (Nov. 14-21, 2010)	17
Byron Leftwich (Oct. 17-24, 2004)	15
Mark Brunell (Sept. 7, 2003 at Car.).....	13
Mark Brunell (Oct. 6, 1996 at N.O.).....	13



LONGEST PASS COMPLETIONS

BLAKE BORTLES (Dec. 27, 2015 at N.O.)	90t
Byron Leftwich (Sept. 28, 2003 at Hou.)	84t
CHAD HENNE (Nov. 18, 2012 at Hou.)	81t
BLAKE BORTLES (Dec. 13, 2015 vs. Ind.)	80t
Blaine Gabbert (Sept. 23, 2012 at Ind.)	80t
Quinn Gray (Nov. 4, 2007 at N.O.)	80t
Mark Brunell (Sept. 15, 2002 at K.C.).....	79t
Mark Brunell (Nov. 1, 1998 at Bal.).....	78t
David Garrard (Nov. 21, 2010 vs. Cle.).....	75
Mark Brunell (Nov. 9, 1997 vs. K.C.).....	75

AVG. GAIN PER ATTEMPT (MIN. 200 ATTEMPTS)

Mark Brunell (1995-2003)	7.11
David Garrard (2002-10).....	7.02
Quinn Gray (2005-07).....	6.96
BLAKE BORTLES (2014-15).....	6.80
Byron Leftwich (2003-06)	6.73
Steve Beuerlein (1995).....	6.70
CHAD HENNE (2012-15).....	6.54
Jonathan Quinn (1998-2001).....	5.98
Blaine Gabbert (2011-13).....	5.61

PASS ATTEMPTS

Mark Brunell (1995-2003)	3,616
David Garrard (2002-10).....	2,281
Byron Leftwich (2003-06)	1,344
BLAKE BORTLES (2014-16).....	1,274
CHAD HENNE (2012-16).....	889
Blaine Gabbert (2011-13).....	777
Quinn Gray (2005-07).....	180
Steve Beuerlein (1995).....	142
Jonathan Quinn (1998-2001).....	125
Jay Fiedler (1999).....	94

TOUCHDOWN PASSES

Mark Brunell (1995-2003)	144
David Garrard (2002-10).....	89
BLAKE BORTLES (2014-16).....	54
Byron Leftwich (2003-06)	51
CHAD HENNE (2012-16).....	27
Blaine Gabbert (2011-13).....	22
Quinn Gray (2005-07).....	12
Jamie Martin (1998-2000).....	4
Steve Beuerlein (1995).....	4
Jonathan Quinn (1998-2001).....	3

INTERCEPTIONS THROWN

Mark Brunell (1995-2003)	86
David Garrard (2002-10).....	54
BLAKE BORTLES (2014-16).....	42
Byron Leftwich (2003-06)	36
CHAD HENNE (2012-16).....	26
Blaine Gabbert (2011-13).....	24
Steve Beuerlein (1995).....	7
Quinn Gray (2005-07).....	5
Luke McCown (2009-11).....	4
Jonathan Quinn (1998-2001).....	4

INTERCEPTION % (MIN. 125 ATTEMPTS)

David Garrard (2002-10).....	2.37
Mark Brunell (1995-2003)	2.38
Byron Leftwich (2003-06)	2.68
Quinn Gray (2005-07).....	2.78
CHAD HENNE (2012-16).....	2.92
Blaine Gabbert (2011-13).....	3.09
Jonathan Quinn (1998-2001).....	3.20

LONGEST PASSING TOUCHDOWNS

BLAKE BORTLES (Dec. 27, 2015 at N.O.)	90
Byron Leftwich (Sept. 28, 2003 at Hou.)	84
CHAD HENNE (Nov. 18, 2012 at Hou.)	81
BLAKE BORTLES (Dec. 13, 2015 vs. Ind.)	80
Blaine Gabbert (Sept. 23, 2012 at Ind.)	80
Quinn Gray (Nov. 4, 2007 at N.O.)	80
Mark Brunell (Sept. 15, 2002 at K.C.).....	79
Mark Brunell (Nov. 1, 1998 at Bal.).....	78
Blaine Gabbert (Oct. 9, 2011 vs. Cin.).....	74

300-YARD PASSING GAMES

Mark Brunell (1995-2003)	22
BLAKE BORTLES (2014-16).....	9
David Garrard (2002-10).....	6
CHAD HENNE (2012-16).....	5
Byron Leftwich (2003-06)	4
Quinn Gray (2003-07).....	2

400-YARD PASSING GAMES

Mark Brunell (1995-2003)	2
--------------------------------	---

PASS COMPLETIONS

Mark Brunell (1995-2003)	2,184
David Garrard (2002-10).....	1,406
Byron Leftwich (2003-06)	789
BLAKE BORTLES (2014-16).....	753
CHAD HENNE (2012-16).....	513
Blaine Gabbert (2011-13).....	414
Quinn Gray (2005-07).....	101
Steve Beuerlein (1995).....	71
Jonathan Quinn (1998-2001).....	66
Jay Fiedler (1999).....	61

CONSECUTIVE GAMES WITH TD PASS

Blake Bortles (Sept. 13-Dec. 27, 2015).....	15
Mark Brunell (Oct. 7, 2001-Sept. 15, 2002).....	14
Byron Leftwich (Nov. 30, 2003-Oct. 24, 2004).....	12
Mark Brunell (Oct. 22-Dec. 23, 2000).....	9
David Garrard (Dec. 17, 2006-Oct. 14, 2007).....	8
Byron Leftwich (Sept. 25-Nov. 20, 2005)	8
Mark Brunell (Oct. 19-Dec. 7, 1997).....	8
Mark Brunell (Sept. 17-Nov. 12, 1995).....	8
Chad Henne (Dec. 1, 2013-Sept. 14, 2014).....	7
David Garrard (Nov. 18, 2007-Sept. 7, 2008).....	7

CONSECUTIVE GAMES WITH NO INTs

David Garrard (Sept. 9-Nov. 25, 2007).....	8
David Garrard (Dec. 11, 2005-Nov. 5, 2006)	6
Mark Brunell (Oct. 11-Nov. 14, 1999)	5
Mark Brunell (Dec. 1, 1996-Sept. 22, 1997)	5
<i>Several players tied.....</i>	<i>4</i>

CONSECUTIVE PASSES WITH NO INTs

David Garrard (Sept. 9-Nov. 25, 2007).....	209
David Garrard (Dec. 4, 2005-Nov. 12, 2006)	175
Mark Brunell (Nov. 24, 1996-Sept. 28, 1997).....	172
David Garrard (Nov. 22-Dec. 17, 2009)	155
Mark Brunell (Oct. 3-Nov. 21, 1999).....	148

PASSER RATING (MIN. 200 ATTEMPTS)

David Garrard (2002-10).....	85.8
Mark Brunell (1995-2003)	85.4
Byron Leftwich (2003-06)	80.5
BLAKE BORTLES (2014-16).....	80.0
CHAD HENNE (2012-16).....	75.4
Blaine Gabbert (2011-13).....	66.4

COMPLETION % (MIN. 125 ATTEMPTS)

David Garrard (2002-10).....	61.64
Mark Brunell (1995-2003)	60.40
BLAKE BORTLES (2014-16).....	59.11
Byron Leftwich (2003-06)	58.71
CHAD HENNE (2012-16).....	57.71
Quinn Gray (2005-07).....	56.11
Blaine Gabbert (2011-13).....	53.28
Jonathan Quinn (1998-2001).....	52.80
Steve Beuerlein (1995).....	50.00



CAREER RECORDS

RUSHING

RUSHING YARDS

Fred Taylor (1998-2008).....	11,271
Maurice Jones-Drew (2006-13).....	8,071
James Stewart (1995-99).....	2,951
Mark Brunell (1995-2003).....	2,219
David Garrard (2002-10).....	1,746
Stacey Mack (1999-2002).....	1,498
Natrone Means (1996-97).....	1,330
Rashad Jennings (2009-12).....	944
DENARD ROBINSON (2013-16).....	928
T.J. YELDON (2015-16).....	916

RUSHING ATTEMPTS

Fred Taylor (1998-2008).....	2,428
Maurice Jones-Drew (2006-13).....	1,804
James Stewart (1995-99).....	765
Mark Brunell (1995-2003).....	429
Natrone Means (1996-97).....	396
David Garrard (2002-10).....	380
Stacey Mack (1999-2002).....	372
Greg Jones (2004-12).....	270
T.J. YELDON (2015-16).....	236
DENARD ROBINSON (2013-16).....	226

RUSHING TOUCHDOWNS

Maurice Jones-Drew (2006-13).....	68
Fred Taylor (1998-2008).....	62
James Stewart (1995-99).....	33
Stacey Mack (1999-2002).....	19
David Garrard (2002-10).....	17
Mark Brunell (1995-2003).....	14
Natrone Means (1996-97).....	11
Greg Jones (2004-12).....	10
Byron Leftwich (2003-06).....	8
<i>Several players tied.....</i>	<i>7</i>

CONSECUTIVE GAMES WITH RUSHING TD

Maurice Jones-Drew (Nov. 12-Dec. 31, 2006).....	8
Maurice Jones-Drew (Oct. 18-Nov. 22, 2009).....	5
Maurice Jones-Drew (Nov. 11-Dec. 2, 2007).....	4
Fred Taylor (Dec. 3-23, 2000).....	4
Fred Taylor (Dec. 13, 1999-Jan. 2, 2000).....	4
James Stewart (Nov. 21-Dec. 13, 1999).....	4
Fred Taylor (Nov. 1-22, 1998).....	4
Natrone Means (Nov. 9-30, 1997).....	4

RUSHING AVERAGE (MIN. 100 ATTEMPTS)

BLAKE BORTLES (2014-16).....	6.50
Mark Brunell (1995-2003).....	5.17
Fred Taylor (1998-2008).....	4.64
David Garrard (2002-10).....	4.59
Maurice Jones-Drew (2006-13).....	4.47
Rashad Jennings (2009-12).....	4.21
DENARD ROBINSON (2013-16).....	4.11
Jordan Todman (2012-14).....	4.05
Stacey Mack (1999-2002).....	4.03
T.J. YELDON (2015-16).....	3.88

200-YARD RUSHING GAMES

Fred Taylor (1998-2008).....	1
------------------------------	---

100-YARD RUSHING GAMES

Fred Taylor (1998-2008).....	47
Maurice Jones-Drew (2006-13).....	27
James Stewart (1995-99).....	6
Stacey Mack (1999-2002).....	3
T.J. YELDON (2015-16).....	2
DENARD ROBINSON (2013-16).....	2
Rashad Jennings (2009-12).....	2
Greg Jones (2004-12).....	2

LONGEST RUNS FROM SCRIMMAGE

Maurice Jones-Drew (Nov. 1, 2009 at Ten.).....	80t
Fred Taylor (Dec. 9, 2007 vs. Car.).....	80t
Maurice Jones-Drew (Nov. 1, 2009 at Ten.).....	79t
Fred Taylor (Oct. 12, 1998 vs. Mia.).....	77t
Fred Taylor (Oct. 14, 2007 vs. Hou.).....	76
Fred Taylor (Dec. 10, 2006 vs. Ind.).....	76
Rashad Jennings (Dec. 12, 2010 vs. Oak.).....	74t
Maurice Jones-Drew (Dec. 24, 2006 vs. N.E.).....	74t

CONSECUTIVE 100-YARD GAMES

Fred Taylor (Oct. 16-Dec. 17, 2000).....	9
Maurice Jones-Drew (Oct. 31-Dec. 12, 2010).....	6
Fred Taylor (Nov. 25-Dec. 23, 2007).....	5
Maurice Jones-Drew (Dec. 15, 2011-Jan. 1, 2012).....	3
Fred Taylor (Nov. 14-28, 2004).....	3
Fred Taylor (Nov. 23-Dec. 7, 2003).....	3
Stacey Mack (Dec. 16-30, 2001).....	3

LONGEST RUSHING TDs

Maurice Jones-Drew (Nov. 1, 2009 at Ten.).....	80
Fred Taylor (Dec. 9, 2007 vs. Car.).....	80
Maurice Jones-Drew (Nov. 1, 2009 at Ten.).....	79
Fred Taylor (Oct. 12, 1998 vs. Mia.).....	77
Rashad Jennings (Dec. 12, 2010 vs. Oak.).....	74
Maurice Jones-Drew (Dec. 24, 2006 vs. N.E.).....	74
Fred Taylor (Oct. 30, 2005 at STL).....	71



RECEIVING

RECEPTIONS

Jimmy Smith (1995-2005).....	862
Keenan McCardell (1996-2001).....	499
MARCEDES LEWIS (2006-16).....	339
Maurice Jones-Drew (2006-13).....	335
Fred Taylor (1998-2008).....	286
Kyle Brady (1999-2006).....	241
Pete Mitchell (1995-2002).....	191
Reggie Williams (2004-08).....	189
Cecil Shorts III (2011-14).....	176
Mike Thomas (2009-12).....	171

RECEIVING YARDS

Jimmy Smith (1995-2005).....	12,287
Keenan McCardell (1996-2001).....	6,393
MARCEDES LEWIS (2006-16).....	4,112
Maurice Jones-Drew (2006-13).....	2,873
Kyle Brady (1999-2006).....	2,500
Fred Taylor (1998-2008).....	2,361
Cecil Shorts III (2011-14).....	2,343
Reggie Williams (2004-08).....	2,322
ALLEN ROBINSON (2014-16).....	2,235
Matt Jones (2005-08).....	2,153

RECEIVING TOUCHDOWNS

Jimmy Smith (1995-2005).....	67
Keenan McCardell (1996-2001).....	30
MARCEDES LEWIS (2006-16).....	28
ALLEN ROBINSON (2014-16).....	19
Reggie Williams (2004-08).....	18
ALLEN HURNS (2014-16).....	17
Ernest Wilford (2004-10).....	15
Matt Jones (2005-08).....	15
Mike Sims-Walker (2008-11).....	14
Kyle Brady (1999-2006).....	13

CONSECUTIVE GAMES WITH RECEPTION

Jimmy Smith (Oct. 29, 1995-Dec. 17, 2000).....	86
Jimmy Smith (Sept. 9, 2001-Jan. 1, 2006).....	76
Maurice Jones-Drew (Dec. 10, 2006-Dec. 19, 2010).....	65
Keenan McCardell (Dec. 28, 1998-Jan. 6, 2002).....	49
Keenan McCardell (Sept. 1, 1996-Dec. 13, 1998).....	45
ALLEN HURNS* (Sept. 7, 2014-Oct. 17, 2016).....	36
Mercedes Lewis (Sept. 12, 2010-Sept. 9, 2012).....	32
Ernest Wilford (Dec. 26, 2004-Dec. 3, 2006).....	30
Kyle Brady (Sept. 12, 1999-Sept. 9, 2001).....	30

CONSECUTIVE GAMES WITH REC. TD

Allen Hurns (Sept. 27-Nov. 15, 2015).....	7
Allen Robinson (Nov. 29-Dec. 27, 2015).....	5
Julius Thomas (Nov. 19-Dec. 13, 2015).....	4
Mercedes Lewis (Dec. 1-22, 2013).....	4
Cecil Shorts III (Nov. 8-Dec. 2, 2012).....	4
Reggie Williams (Dec. 9-30, 2007).....	4
<i>Several players tied.....</i>	<i>3</i>

YARDS PER RECEPTION (MIN. 100 RECEPTIONS)

ALLEN HURNS (2014-16).....	14.87
ALLEN ROBINSON (2014-16).....	14.70
Jimmy Smith (1995-2005).....	14.25
Ernest Wilford (2004-10).....	13.86
Mike Sims-Walker (2008-11).....	13.49
Cecil Shorts III (2011-14).....	13.31
Matt Jones (2005-08).....	12.97
Keenan McCardell (1996-2001).....	12.81
Willie Jackson (1995-97).....	12.44

*An active streak

CAREER RECORDS

RECEIVING



200-YARD RECEIVING GAMES

Jimmy Smith (1995-2005).....	2
------------------------------	---

100-YARD RECEIVING GAMES

Jimmy Smith (1995-2005).....	46
Keenan McCardell (1996-2001).....	19
ALLEN HURNS (2014-16)	7
Cecil Shorts III (2011-14).....	7
ALLEN ROBINSON (2014-16)	6
Matt Jones (2005-08).....	6
Mike Sims-Walker (2008-10).....	6
Justin Blackmon (2012-13).....	3
<i>Several players tied</i>	2

LONGEST RECEPTIONS

Allen Robinson (Dec. 27, 2015 at N.O.).....	90t
Troy Edwards (Sept. 28, 2003 at Hou.).....	84t
Justin Blackmon (Nov. 18, 2012 at Hou.).....	81t
Allen Hurns (Dec. 13, 2015 vs. Ind.).....	80t
Cecil Shorts III (Sept. 23, 2012 at Ind.).....	80t
Reggie Williams (Nov. 4, 2007 at N.O.).....	80t
Patrick Johnson (Sept. 15, 2002 at K.C.).....	79t

CONSECUTIVE 100-YARD GAMES

Jimmy Smith (Oct. 24-Nov. 14, 2004).....	3
Jimmy Smith (Dec. 19, 1999-Jan. 2, 2000).....	3
Jimmy Smith (Nov. 21-Dec. 2, 1999).....	3
Jimmy Smith (Sept. 12-26, 1999).....	3
Jimmy Smith (Nov. 29-Dec. 13, 1998).....	3
Jimmy Smith (Nov. 9-23, 1997).....	3
Jimmy Smith (Aug. 31-Sept. 22, 1997).....	3
<i>Several players tied</i>	2

LONGEST RECEIVING TDs

Allen Robinson (Dec. 27, 2015 at N.O.).....	90
Troy Edwards (Sept. 28, 2003 at Hou.).....	84
Justin Blackmon (Nov. 18, 2012 at Hou.).....	81
Allen Hurns (Dec. 13, 2015 vs. Ind.).....	80
Cecil Shorts III (Sept. 23, 2012 at Ind.).....	80
Reggie Williams (Nov. 4, 2007 at N.O.).....	80
Patrick Johnson (Sept. 15, 2002 at K.C.).....	79
Fred Taylor (Nov. 1, 1998 at Bal.).....	78
Jason Hill (Oct. 9, 2011 vs. Cin.).....	74

YARDAGE

SCRIMMAGE YARDS

Fred Taylor (1998-2008).....	13,632
Jimmy Smith (1995-2005).....	12,286
Maurice Jones-Drew (2006-13).....	10,944
Keenan McCardell (1996-2001).....	6,393
MARCEDES LEWIS (2006-16)	4,112
James Stewart (1995-99).....	3,804
Kyle Brady (1999-2006).....	2,500
Reggie Williams (2004-08).....	2,366
Cecil Shorts III (2011-14).....	2,339
ALLEN ROBINSON (2014-16)	2,235

ALL-PURPOSE YARDS

Fred Taylor (1998-2008).....	13,640
Maurice Jones-Drew (2006-13).....	13,110
Jimmy Smith (1995-2005).....	12,875
Keenan McCardell (1996-2001).....	6,499
MARCEDES LEWIS (2006-16)	4,112
James Stewart (1995-99).....	3,793
Reggie Barlow (1996-2000).....	3,687
Mike Thomas (2009-12).....	3,276
Kyle Brady (1999-2006).....	2,567
Jordan Todman (2012-14).....	2,526

PUNTING

PUNTS

Bryan Barker (1995-2000).....	456
Chris Hanson (2001-06).....	424
Bryan Anger (2012-15).....	360
Adam Podlesh (2007-10).....	229
Nick Harris (2011).....	72
Mark Royals (2003).....	45
Matt Turk (2011).....	27
BRAD NORTMAN (2016)	22
Steve Weatherford (2008).....	21

PUNT YARDS

Bryan Barker (1995-2000).....	19,849
Chris Hanson (2001-06).....	18,190
Bryan Anger (2012-15).....	16,855
Adam Podlesh (2007-10).....	9,751
Nick Harris (2011).....	3,075
Mark Royals (2003).....	1,852
BRAD NORTMAN (2016)	1,097
Matt Turk (2011).....	1,072
Steve Weatherford (2008).....	915

GROSS AVERAGE (MIN. 100 PUNTS)

Bryan Anger (2012-15).....	46.8
Bryan Barker (1995-2000).....	43.5
Chris Hanson (2001-06).....	42.9
Adam Podlesh (2007-10).....	42.5

NET AVERAGE (MIN. 100 PUNTS)

Bryan Anger (2012-15).....	40.5
Adam Podlesh (2007-10).....	37.8
Bryan Barker (1995-2000).....	37.2
Chris Hanson (2001-06).....	35.9

LONGEST PUNTS

Bryan Barker (Oct. 11, 1999 at N.Y. Jets).....	83
BRAD NORTMAN (OCT. 2, 2016 VS. IND.)	78
Adam Podlesh (Oct. 28, 2007 at T.B.).....	76
Chris Hanson (Nov. 20, 2005 at Ten.).....	74
Bryan Anger (Oct. 4, 2012 vs. Det.).....	73
Bryan Anger (Dec. 14, 2014 at Bal.).....	69
Chris Hanson (Sept. 12, 2004 at Buf.).....	69
BRAD NORTMAN (SEPT. 11, 2016 VS. G.B.)	67
Bryan Anger (Nov. 30, 2014 vs. N.Y. Giants).....	66
Bryan Anger (Sept. 23, 2012 at Ind.).....	66
Bryan Anger (Dec. 23, 2012 vs. N.E.).....	65
Bryan Anger (Nov. 25, 2012 vs. Ten.).....	65
Bryan Anger (Oct. 7, 2012 vs. Chi.).....	65
Matt Turk (Sept. 11, 2011 vs. Ten.).....	65
Bryan Barker (Oct. 1, 2000 vs. Pit.).....	65

INSIDE THE 20 (MIN. 100 PUNTS)

Bryan Barker (1995-2000).....	151
Chris Hanson (2001-06).....	136
Bryan Anger (2011-15).....	113
Adam Podlesh (2007-10).....	75

CONSECUTIVE PUNTS WITHOUT BLOCK

Bryan Barker (1995-2000).....	456
Adam Podlesh (2007-10).....	229
Chris Hanson (2001-03).....	168

TOUCHBACKS (MIN. 100 PUNTS)

Adam Podlesh (2007-10).....	19
Bryan Anger (2012-15).....	27
Bryan Barker (1995-2000).....	43
Chris Hanson (2001-06).....	50



CAREER RECORDS

RETURNS

KICKOFF RETURNS

Maurice Jones-Drew (2006-13).....	79
Deji Karim (2010-11).....	77
Brian Witherspoon (2008-09).....	76
Reggie Barlow (1996-2000).....	70
Jordan Todman (2012-14).....	68
Willie Jackson (1995-97).....	58
David Allen (2003-04).....	52
Derrick Wimbush (2005-06).....	47
Elvis Joseph (2001-02).....	44
Shyrone Stith (2000).....	33

LONGEST KICKOFF RETURNS

Maurice Jones-Drew (Nov. 4, 2007 at N.O.).....	100t
Alvis Whitted (Dec. 26, 1999 at Ten.).....	98t
Elvis Joseph (Nov. 18, 2001 at Pit.).....	85t
Maurice Jones-Drew (Dec. 10, 2006 vs. Ind.).....	93t
Reggie Barlow (Dec. 7, 1997 vs. N.E.).....	92t

PUNT RETURN YARDS

Reggie Barlow (1996-2000).....	1,581
Alvin Pearman (2005-08).....	693
Mike Thomas (2009-12).....	620
David Allen (2003-04).....	468
RASHAD GREENE (2015-16).....	387
Ace Sanders (2013-14).....	367
Chris Hudson (1995-98).....	348
Damon Gibson (2001-02).....	333
Bobby Shaw (2002).....	310
Jermaine Lewis (2003-04).....	272



KICKOFF RETURN YARDS

Maurice Jones-Drew (2006-12).....	2,054
Deji Karim (2010-11).....	1,900
Brian Witherspoon (2008-09).....	1,818
Jordan Todman (2012-14).....	1,762
Reggie Barlow (1996-2000).....	1,634
Willie Jackson (1995-97).....	1,206
Derrick Wimbush (2005-06).....	1,136
David Allen (2003-04).....	1,041
Elvis Joseph (2001-02).....	990
Shyrone Stith (2000).....	785

KICK RETURN AVERAGE (MIN. 50 RETURNS)

Maurice Jones-Drew (2006-13).....	26.00
Jordan Todman (2012-14).....	25.91
Deji Karim (2010-11).....	24.68
Brian Witherspoon (2008-09).....	23.92
Reggie Barlow (1996-2000).....	23.34
Willie Jackson (1995-97).....	20.79
David Allen (2003-04).....	20.02

PUNT RETURN AVERAGE (MIN. 25 RETURNS)

RASHAD GREENE (2015-16).....	13.82
Bobby Shaw (2002).....	12.40
David Allen (2003-04).....	11.14
Chris Hudson (1995-98).....	10.88
Reggie Barlow (1996-2000).....	10.83
Jermaine Lewis (2003-04).....	9.71
Alvin Pearman (2005-08).....	8.56
Damon Gibson (2001-02).....	8.54
Mike Thomas (2009-12).....	8.27
Dennis Northcutt (2007-08).....	8.19

PUNT RETURN TOUCHDOWNS

Reggie Barlow (1996-2000).....	2
RASHAD GREENE (2015-16).....	1
Mike Thomas (2009-12).....	1
Bobby Shaw (2002).....	1

KICKOFF RETURN TOUCHDOWNS

Maurice Jones-Drew (2006-11).....	2
Derrick Wimbush (2005-06).....	1
Jimmy Smith (1995-2005).....	1
Elvis Joseph (2001-02).....	1
Alvis Whitted (1998-2001).....	1
Reggie Barlow (1996-2000).....	1



PUNT RETURNS

Reggie Barlow (1996-2000).....	146
Alvin Pearman (2005-08).....	81
Mike Thomas (2009-12).....	75
Ace Sanders (2013-14).....	57
David Allen (2003-04).....	42
Damon Gibson (2001-02).....	39
Chris Hudson (1995-98).....	32
Dennis Northcutt (2007-08).....	31
RASHAD GREENE (2015-16).....	28
Jermaine Lewis (2003-04).....	28
Bobby Shaw (2002).....	25

LONGEST PUNT RETURNS

Reggie Barlow (Sept. 13, 1998 vs. K.C.).....	85t
Mike Thomas (Dec. 18, 2010 at Ind.).....	78t
Reggie Barlow (Nov. 21, 1999 vs. N.O.).....	74t
RASHAD GREENE (Dec. 13, 2015 vs. Ind.).....	73t
Bobby Shaw (Oct. 6, 2002 vs. Phi.).....	69t
Rashad Greene (Nov. 19, 2015 vs. Ten.).....	63
Chris Hudson (Oct. 6, 1996 at N.O.).....	60

DEFENSE

INTERCEPTIONS

Rashean Mathis (2003-12).....	30
Aaron Beasley (1996-2001).....	15
Donovin Darius (1998-2006).....	14
Derek Cox (2009-12).....	12
PAUL POSLUSZNY (2011-16).....	11
Mike Peterson (2003-08).....	8
Chris Hudson (1995-98).....	8
Reggie Nelson (2007-09).....	7
Deon Grant (2004-06).....	7
Marlon McCree (2001-03).....	7
Jason Craft (1999-2003).....	7

LONGEST INTERCEPTION RETURNS

Aaron Beasley (Sept. 12, 1999 vs. S.F.).....	93t
Rashean Mathis (Oct. 5, 2008 vs. Pit.).....	72t
Rashean Mathis (Sept. 21, 2008 at Ind.).....	61t
Paul Posluszny (Oct. 13, 2013 at Den.).....	59t
Dwayne Gratz (Dec. 28, 2014 at Hou.).....	55t
Rashean Mathis (Nov. 5, 2006 vs. Ten.).....	55
Scott Starks (Nov. 5, 2006 vs. Ten.).....	55t

CONSECUTIVE GAMES WITH INT

Brian Williams (Oct. 14-Nov. 11, 2007).....	3
Geno Hayes (Dec. 5-15, 2013).....	2
Derek Cox (Oct. 7-21, 2012).....	2
Morgan Trent (Dec. 24, 2011-Jan. 1, 2012).....	2
Rashean Mathis (Dec. 31, 2006-Sept. 9, 2007).....	2
Gerald Sensabaugh (Dec. 3-10, 2006).....	2
Rashean Mathis (Sept. 10-18, 2006).....	2
Rashean Mathis (Oct. 16-30, 2005).....	2
Donovin Darius (Nov. 21-28, 2004).....	2
Mike Peterson (Nov. 23-30, 2003).....	2
Marlon McCree (Dec. 1-8, 2002).....	2
Marlon McCree (Nov. 10-17, 2002).....	2
Donovin Darius (Oct. 31-Nov. 7, 1999).....	2
Chris Hudson (Sept. 20-27, 1998).....	2
Chris Hudson (Nov. 2-9, 1997).....	2
James Williams (Nov. 26-Dec. 3, 1995).....	2

INTs RETURNED FOR TOUCHDOWN

Rashean Mathis (2003-12).....	3
Aaron Beasley (1996-2001).....	2
Several players tied.....	1



CAREER RECORDS

DEFENSE

SACKS

Tony Brackens (1996-2003)	55.0
Joel Smeenge (1995-2000).....	34.0
John Henderson (2002-09).....	29.0
Paul Spicer (2001-08).....	28.5
Kevin Hardy (1996-2001)	28.5
Gary Walker (1999-2001).....	22.5
Marcus Stroud (2001-07).....	22.0

CONSECUTIVE GAMES WITH SACK

Tony Brackens (Nov. 11-Dec. 30, 2001).....	8
YANNICK NGAKOUÉ (SEPT. 18-OCT. 16, 2016).....	4
Gary Walker (Oct. 18-Nov. 11, 2001)	4
Tony Brackens (Nov. 28-Dec. 19, 1999).....	4
Kevin Hardy (Oct. 11-Nov. 7, 1999).....	4
Tony Brackens (Sept. 22-Oct. 12, 1997).....	4

TACKLES

Daryl Smith (2004-12).....	1,089
Donovin Darius (1998-2006).....	858
Mike Peterson (2003-08).....	837
PAUL POSLUSZNY (2011-16)	821
Kevin Hardy (1996-2001)	789
John Henderson (2002-09).....	563
Rashean Mathis (2003-12).....	554
Akin Ayodele (2002-05).....	489

TAKEAWAYS

Rashean Mathis (2003-12).....	35
Donovin Darius (1998-2006).....	20
Tony Brackens (1996-2003).....	18
Aaron Beasley (1996-2001)	18



FUMBLES

FUMBLES

Mark Brunell (1995-2003)	51
David Garrard (2002-10).....	44
Fred Taylor (1998-2008).....	25
Byron Leftwich (2003-06)	25
BLAKE BORTLES (2014-16).....	23
Maurice Jones-Drew (2006-13).....	22
Blaine Gabbert (2011-13).....	21

FUMBLES LOST

David Garrard (2002-10).....	21
Mark Brunell (1995-2003)	18
Fred Taylor (1998-2008).....	12
Maurice Jones-Drew (2006-13).....	10
Byron Leftwich (2003-06)	10

LONGEST FUMBLE RECOVERY RETURNS

Aaron Beasley (Nov. 8, 1998 vs. Cin.).....	90t
Donovin Darius (Nov. 1, 1998 at Bal.)	83t
Daryl Smith (Oct. 14, 2007 vs. Hou.)	77t
Ainsley Battles (Dec. 3, 2001 vs. G.B.).....	60t
Andre Branch (Dec. 14, 2015 vs. Ind.).....	49t

FORCED FUMBLES

Tony Brackens (1996-2003)	28
Daryl Smith (2004-12)	9
Joel Smeenge (1995-2000).....	9
Aaron Beasley (1996-2001).....	8
Kevin Hardy (1996-2001)	8
Marcus Stroud (2001-07).....	7
Donovin Darius (1998-2006).....	7
Akin Ayodele (2002-05)	7

OPPONENT FUMBLE RECOVERIES

Tony Brackens (1996-2003)	13
Donovin Darius (1998-2006).....	6
Fernando Bryant (1999-2003).....	6
Kevin Hardy (1996-2001)	6
Bryan Schwartz (1995-99).....	6
Travis Davis (1995-98).....	6



BLOCKS

BLOCKED FIELD GOALS

Marcus Stroud (2001-07).....	2
Clyde Simmons (1996-97).....	2
TYSON ALUALU (2010-16)	1
Chris Clemons (2014-15)	1
Rashean Mathis (2003-10).....	1
John Henderson (2002-09).....	1

BLOCKED PUNTS

Donovin Darius (1998-2006).....	2
Dave Thomas (1995-99)	2

BLOCKED FIELD GOAL RETURNS

Chris Hudson (Sept. 22, 1997 vs. Pit.).....	1
Mickey Washington (Dec. 1, 1996 vs. Cin.).....	1

BLOCKED EXTRA POINTS

Tony Brackens (Oct. 5, 1997 vs. Cin.).....	1
Clyde Simmons (Sept. 22, 1996 at N.E.)	1

BLOCKED PUNT RETURNS

Mike Harris (Dec. 30, 2012 at Ten.).....	1
Zach Potter (Dec. 15, 2011 at Atl.).....	1
Alvis Whitted (Nov. 1, 1998 at Bal.)	1
Jimmy Smith (Dec. 3, 1995 at Den.)	1

SINGLE-SEASON RECORDS

SCORING

POINTS

Mike Hollis (1997)	134
Mike Hollis (1999)	130
Josh Scobee (2006)	119
Mike Hollis (1996)	117
Jason Myers (2015)	110
Mike Hollis (1998)	108
Josh Scobee (2010)	107
Josh Scobee (2005)	107
Mike Hollis (2000)	105
Fred Taylor (1998)	102

TOUCHDOWNS


Fred Taylor (1998)	17
Maurice Jones-Drew (2009)	16
Maurice Jones-Drew (2006)	16
Allen Robinson (2015)	14
Maurice Jones-Drew (2008)	14
Fred Taylor (2000)	14
James Stewart (1999)	13
Maurice Jones-Drew (2011)	11
Several players tied	10

FIELD GOALS

Mike Hollis (1999)	31
Mike Hollis (1997)	31
Mike Hollis (1996)	30
Jason Myers (2015)	26
Josh Scobee (2006)	26
Josh Scobee (2012)	25
Josh Scobee (2000)	24
Mike Hollis (2000)	24
Several players tied	23

FIELD GOAL % (MIN. 25 ATTEMPTS)

Mike Hollis (2000)	92.3
Josh Scobee (2013)	92.0
Josh Scobee (2011)	92.0
Josh Scobee (2012)	89.3
Jason Myers (2015)	86.7
Mike Hollis (1997)	86.1
Mike Hollis (1996)	83.3
Mike Hollis (1999)	81.6
Josh Scobee (2006)	81.3
Mike Hollis (1998)	80.8



EXTRA POINTS

Mike Hollis (1998)	45
Josh Scobee (2010)	41
Josh Scobee (2006)	41
Mike Hollis (1997)	41
Josh Scobee (2005)	38
Mike Hollis (1999)	37
Josh Scobee (2008)	33
Mike Hollis (2000)	33
Jason Myers (2015)	32
Several players tied	30

PASSING

PASSING YARDS

Blake Bortles (2015)	4,428
Mark Brunell (1996) *Led NFL*	4,367
Mark Brunell (2000)	3,640
David Garrard (2008)	3,620
David Garrard (2009)	3,597
Mark Brunell (2001)	3,309
Mark Brunell (1997)	3,281
Chad Henne (2013)	3,241
Mark Brunell (1999)	3,060
Byron Leftwich (2004)	2,941

PASS ATTEMPTS

Blake Bortles (2015)	606
Mark Brunell (1996)	557
David Garrard (2008)	535
David Garrard (2009)	516
Mark Brunell (2000)	512
Chad Henne (2013)	503
Blake Bortles (2014)	475
Mark Brunell (2001)	473
Mark Brunell (1999)	441
Byron Leftwich (2004)	441

PASS COMPLETIONS

Blake Bortles (2015)	355
Mark Brunell (1996)	353
David Garrard (2008)	335
David Garrard (2009)	314
Mark Brunell (2000)	311
Chad Henne (2013)	305
Mark Brunell (2001)	289
Blake Bortles (2014)	280
Byron Leftwich (2004)	267
Mark Brunell (1997)	264

TOUCHDOWN PASSES

Blake Bortles (2015)	35
David Garrard (2010)	23
Mark Brunell (2000)	20
Mark Brunell (1998)	20
Mark Brunell (2001)	19
Mark Brunell (1996)	19
David Garrard (2007)	18
Mark Brunell (1997)	18
Mark Brunell (2002)	17
Several players tied	15

INTERCEPTIONS

Mark Brunell (1996)	20
Blake Bortles (2015)	18
Blake Bortles (2014)	17
Byron Leftwich (2003)	16
David Garrard (2010)	15
Chad Henne (2013)	14
Mark Brunell (2000)	14
David Garrard (2008)	13
Mark Brunell (2001)	13
Several players tied	11

INTERCEPTION % (MIN. 300 ATTEMPTS)

David Garrard (2007)	0.92
Mark Brunell (1997)	1.61
Byron Leftwich (2005)	1.66
Mark Brunell (2002)	1.68
David Garrard (2009)	1.94
Mark Brunell (1995)	2.02
Mark Brunell (1999)	2.04
Byron Leftwich (2004)	2.27
David Garrard (2008)	2.43
Mark Brunell (1998)	2.54

COMPLETION % (MIN. 300 ATTEMPTS)

David Garrard (2010)	64.48
David Garrard (2007)	64.00
Mark Brunell (1996)	63.38
David Garrard (2008)	62.62
Mark Brunell (2001)	61.10
David Garrard (2009)	60.85
Mark Brunell (2000)	60.74
Mark Brunell (1997)	60.69
Chad Henne (2013)	60.64
Byron Leftwich (2004)	60.54

PASSER RATING (MIN. 300 ATTEMPTS)

David Garrard (2007)	102.2
Mark Brunell (1997)	91.2
David Garrard (2010)	90.8
Mark Brunell (1998)	89.9
Byron Leftwich (2005)	89.3
Blake Bortles (2015)	88.2
Mark Brunell (2002)	85.7
Mark Brunell (2001)	84.1
Mark Brunell (2000)	84.0
Mark Brunell (1996)	84.0

AVG. GAIN PER ATTEMPT (MIN. 300 ATTEMPTS)

Mark Brunell (1996) *Led NFL*	7.84
David Garrard (2007)	7.72
Mark Brunell (1997)	7.54
David Garrard (2010)	7.47
Mark Brunell (1998)	7.35
Blake Bortles (2015)	7.31
Mark Brunell (2000)	7.11
Byron Leftwich (2005)	7.03
Mark Brunell (2001)	7.00
David Garrard (2009)	6.97

400-YARD PASSING GAMES

Mark Brunell (1996)	2
---------------------------	---

300-YARD PASSING GAMES

Blake Bortles (2015)	6
Mark Brunell (1996)	6
Several players tied	3

SINGLE-SEASON RECORDS

RUSHING

RUSHING YARDS

Maurice Jones-Drew (2011) *Led NFL*	1,606
Fred Taylor (2003)	1,572
Fred Taylor (2000)	1,399
Maurice Jones-Drew (2009)	1,391
Maurice Jones-Drew (2010)	1,324
Fred Taylor (2002)	1,314
Fred Taylor (2004)	1,224
Fred Taylor (1998)	1,223
Fred Taylor (2007)	1,202
Fred Taylor (2006)	1,146

RUSHING ATTEMPTS

Fred Taylor (2003)	345
Maurice Jones-Drew (2011)	343
Maurice Jones-Drew (2009)	312
Maurice Jones-Drew (2010)	299
Fred Taylor (2000)	292
Fred Taylor (2002)	287
Fred Taylor (1998)	264
Fred Taylor (2004)	260
James Stewart (1999)	249
Natrone Means (1997)	244

RUSHING TOUCHDOWNS

Maurice Jones-Drew (2009)	15
Fred Taylor (1998)	14
Maurice Jones-Drew (2006)	13
James Stewart (1999)	13
Maurice Jones-Drew (2008)	12
Fred Taylor (2000)	12
Maurice Jones-Drew (2007)	9
Stacey Mack (2002)	9
Stacey Mack (2001)	9
Natrone Means (1997)	9

RUSHING AVERAGE (MIN. 150 ATTEMPTS)

Maurice Jones-Drew (2006)	5.67
Fred Taylor (2007)	5.39
Fred Taylor (2006)	4.96
Fred Taylor (2000)	4.79
Fred Taylor (2004)	4.71
Maurice Jones-Drew (2011)	4.68
Fred Taylor (1998)	4.63
Maurice Jones-Drew (2007)	4.60
Fred Taylor (1999)	4.60
Fred Taylor (2002)	4.58

200-YARD RUSHING GAMES

Fred Taylor (2000)	1
--------------------	---



100-YARD RUSHING GAMES

Fred Taylor (2000)	9
Maurice Jones-Drew (2010)	7
Fred Taylor (2003)	7
Maurice Jones-Drew (2011)	6
Fred Taylor (1998)	6
Maurice Jones-Drew (2009)	5
Fred Taylor (2007)	5
Fred Taylor (2004)	5
Fred Taylor (2002)	5
Fred Taylor (2006)	4

RECEIVING

RECEPTIONS

Jimmy Smith (1999) *Led NFL*	116
Jimmy Smith (2001)	112
Keenan McCardell (2000)	94
Keenan McCardell (2001)	93
Jimmy Smith (2000)	91
Keenan McCardell (1997)	85
Keenan McCardell (1996)	85
Jimmy Smith (1996)	83
Jimmy Smith (1997)	82
Several players tied	80

RECEIVING YARDS

Jimmy Smith (1999)	1,636
Allen Robinson (2015)	1,400
Jimmy Smith (2001)	1,373
Jimmy Smith (1997)	1,324
Jimmy Smith (1996)	1,244
Jimmy Smith (2000)	1,213
Keenan McCardell (2000)	1,207
Jimmy Smith (1998)	1,182
Jimmy Smith (2004)	1,172
Keenan McCardell (1997)	1,164
Keenan McCardell (1996)	1,129
Keenan McCardell (2001)	1,110
Allen Hurns (2015)	1,031
Jimmy Smith (2002)	1,027
Jimmy Smith (2005)	1,023

YARDS PER RECEPTION (MIN. 50 RECEPTIONS)

Cecil Shorts III (2012)	17.80
Allen Robinson (2015)	17.50
Jimmy Smith (1997)	16.15
Allen Hurns (2015)	16.11
Jimmy Smith (2004)	15.84
Jimmy Smith (1998)	15.15
Jimmy Smith (1996)	14.99

RECEIVING TOUCHDOWNS

Allen Robinson (2015) *Led NFL*	14
Allen Hurns (2015)	10
Mercedes Lewis (2010)	10
Reggie Williams (2007)	10
Jimmy Smith (2001)	8
Jimmy Smith (2000)	8
Jimmy Smith (1998)	8

100-YARD RECEIVING GAMES

Jimmy Smith (1999)	9
Allen Robinson (2015)	6
Jimmy Smith (2001)	6
Jimmy Smith (1997)	6
Keenan McCardell (2000)	5
Jimmy Smith (2000)	5
Jimmy Smith (1998)	5

200-YARD RECEIVING GAMES

Justin Blackmon (2012)	1
Jimmy Smith (2000)	1
Jimmy Smith (1999)	1
Keenan McCardell (1996)	1



YARDAGE

SCRIMMAGE YARDS

Maurice Jones-Drew (2011)	1,980
Fred Taylor (2003)	1,942
Maurice Jones-Drew (2009)	1,765
Fred Taylor (2002)	1,722
Fred Taylor (1998)	1,644
Maurice Jones-Drew (2010)	1,641
Fred Taylor (2000)	1,639
Jimmy Smith (1999)	1,636
Fred Taylor (2004)	1,569
Allen Robinson (2015)	1,400

ALL-PURPOSE YARDS

Maurice Jones-Drew (2006)	2,250
Maurice Jones-Drew (2007)	2,014
Maurice Jones-Drew (2011)	1,964
Fred Taylor (2003)	1,942
Maurice Jones-Drew (2009)	1,881
Maurice Jones-Drew (2008)	1,739
Fred Taylor (2002)	1,722
Fred Taylor (1998)	1,653
Maurice Jones-Drew (2010)	1,641
Fred Taylor (2000)	1,638



SINGLE-SEASON RECORDS

PUNTING

PUNTS

Bryan Anger (2013).....	95
Bryan Anger (2014).....	94
Bryan Anger (2012).....	91
Bryan Barker (1998).....	85
Chris Hanson (2004).....	84
Chris Hanson (2005).....	82
Chris Hanson (2001).....	82
Bryan Barker (1995).....	82
Chris Hanson (2002).....	81
Bryan Anger (2015).....	80

GROSS AVERAGE (MIN. 50 PUNTS)

Bryan Anger (2012) *NFL rookie record*	47.8
Bryan Anger (2014).....	47.5
Bryan Anger (2015).....	46.3
Bryan Anger (2013).....	45.7
Bryan Barker (1998).....	45.0
Bryan Barker (1997).....	44.9
Chris Hanson (2002).....	44.2

NET AVERAGE (MIN. 50 PUNTS)

Bryan Anger (2012) *NFL rookie record*	40.8
Bryan Anger (2013).....	40.5
Bryan Anger (2014).....	39.6
Bryan Anger (2015).....	39.5
Adam Podlesh (2010).....	39.2
Bryan Barker (1997).....	38.8
Bryan Barker (1995) *Led NFL*	38.6

INSIDE THE 20 (MIN. 50 PUNTS)

Chris Hanson (2005).....	33
Bryan Barker (1999).....	32
Bryan Anger (2013).....	31
Bryan Anger (2012).....	31
Bryan Barker (2000).....	29
Chris Hanson (2004).....	28
Bryan Barker (1998).....	28

TOUCHBACKS (MIN. 50 PUNTS)

Adam Podlesh (2007)	2
Bryan Anger (2012).....	5
Several players tied.....	5



KICKOFF RETURNS

Brian Witherspoon (2008)	52
Deji Karim (2010).....	50
David Allen (2003).....	41
Derrick Wimbush (2005).....	39
Jordan Todman (2014).....	38
Shyrone Stith (2000).....	33
Willie Jackson (1997).....	32
Maurice Jones-Drew (2007)	31
Maurice Jones-Drew (2006)	31
Reggie Barlow (1998).....	30

KICKOFF RETURN TOUCHDOWNS

Maurice Jones-Drew (2007)	1
Maurice Jones-Drew (2006)	1
Several players tied.....	1

PUNT RETURNS

Alvin Pearman (2005).....	49
Reggie Barlow (1998).....	43
Damon Gibson (2001).....	38
Reggie Barlow (1999).....	38
Reggie Barlow (1997).....	36
Mike Thomas (2010).....	34
Ace Sanders (2014).....	32
Chris Hudson (2006).....	32
Chris Hudson (1996).....	32
Reggie Barlow (2000).....	29

PUNT RETURN AVERAGE (MIN. 15 RETURNS)

Rashad Greene (2015)	16.72
Reggie Barlow (1998).....	12.91
Bobby Shaw (2002).....	12.40
David Allen (2003).....	12.00
Reggie Barlow (1997).....	11.44
Brian Witherspoon (2008).....	11.29
Reggie Barlow (1999).....	10.89
Chris Hudson (1996).....	10.88
Mike Thomas (2010).....	10.53
Desmond Howard (1995).....	10.25

KICKOFF RETURN YARDS

Brian Witherspoon (2008)	1,250
Deji Karim (2010).....	1,248
Jordan Todman (2014).....	972
Derrick Wimbush (2005).....	955
Maurice Jones-Drew (2006)	860
David Allen (2003).....	831
Maurice Jones-Drew (2007)	811
Shyrone Stith (2000).....	785
Reggie Barlow (1998).....	747
Jordan Todman (2013).....	712

KICKOFF RETURN AVERAGE (MIN. 25 RETURNS)

Maurice Jones-Drew (2006)	27.74
Jordan Todman (2013).....	27.38
Maurice Jones-Drew (2007)	26.16
Jordan Todman (2014).....	25.58
Deji Karim (2010).....	24.96
Reggie Barlow (1998).....	24.90
Mike Thomas (2009).....	24.77
Derrick Wimbush (2005).....	24.49

PUNT RETURN YARDS

Reggie Barlow (1998).....	555
Reggie Barlow (1999).....	414
Reggie Barlow (1997).....	412
Alvin Pearman (2005).....	410
Mike Thomas (2010).....	358
Chris Hudson (1996).....	348
Damon Gibson (2001).....	333
David Allen (2003).....	324
Bobby Shaw (2002).....	310
Rashad Greene (2015).....	301

PUNT RETURN TOUCHDOWNS

Rashad Greene (2015)	1
Mike Thomas (2010).....	1
Bobby Shaw (2002).....	1
Reggie Barlow (1999).....	1
Reggie Barlow (1998).....	1

DEFENSE

INTERCEPTIONS

Rashean Mathis (2006).....	8
Marlon McCree (2002).....	6
Aaron Beasley (1999).....	6
Reggie Nelson (2007).....	5
Rashean Mathis (2005).....	5
Donovin Darius (2004).....	5
Rashean Mathis (2004).....	5
Deon Figures (1997).....	5
Several players tied.....	4

INTs RETURNED FOR TOUCHDOWN

Rashean Mathis (2008)	2
Aaron Beasley (1999).....	2
Several players tied.....	1

SACKS

Tony Brackens (1999)	12.0
Tony Brackens (2001).....	11.0
Kevin Hardy (1999).....	10.5
Bobby McCray (2006).....	10.0
Gary Walker (1999).....	10.0

TACKLES

Paul Posluszny (2012).....	231
Hardy Nickerson (2001).....	230
Russell Allen (2012).....	201
Paul Posluszny (2011).....	192
Mike Peterson (2005).....	190
Wali Rainer (2002).....	188
Kevin Hardy (1998).....	186
Mike Peterson (2004).....	178

SINGLE-SEASON RECORDS

DEFENSE & FUMBLES

TAKEAWAYS

Donovin Darius (2004).....	9
Rashean Mathis (2006).....	8
Marlon McCree (2002).....	6
Aaron Beasley (1999).....	6

FORCED FUMBLES

Tony Brackens (1999).....	8
Tony Brackens (1997).....	6
Tony Brackens (2001).....	5
Tony Brackens (1996).....	5

FUMBLES

BLAKE BORTLES (2015)	14
Blaine Gabbert (2011).....	14
David Garrard (2009).....	14
Mark Brunell (1996).....	13
David Garrard (2010).....	11
Byron Leftwich (2003).....	11

OPPONENT FUMBLE RECOVERIES

Donovin Darius (2004).....	4
Bryan Schwartz (1998).....	4

FUMBLES LOST

David Garrard (2009).....	8
Byron Leftwich (2003).....	6
Blake Bortles (2015).....	5
Blaine Gabbert (2011).....	5
David Garrard (2010).....	4
<i>Several players tied</i>	3

SINGLE-GAME RECORDS

SCORING

POINTS

James Stewart (Oct. 12, 1997 vs. Phi.).....	30
Maurice Jones-Drew (Dec. 11, 2011 vs. T.B.).....	24
Fred Taylor (Nov. 19, 2000 at Pit.).....	24
<i>Several players tied</i>	18

FIELD GOALS

Josh Scobee (Oct. 10, 2010 at Buf.).....	5
Josh Scobee (Nov. 25, 2007 vs. Buf.).....	5
Mike Hollis (Sept. 10, 2000 at Bal.).....	5
Mike Hollis (Nov. 30, 1997 vs. Bal.).....	5
Mike Hollis (Dec. 1, 1996 vs. Cin.).....	5
<i>Several players tied</i>	4

TOUCHDOWNS

James Stewart (Oct. 12, 1997 vs. Phi.).....	5
Maurice Jones-Drew (Dec. 11, 2011 vs. T.B.).....	4
Fred Taylor (Nov. 19, 2000 at Pit.).....	4
<i>Several players tied</i>	3

EXTRA POINTS

Josh Scobee (Dec. 23, 2007 vs. Oak.).....	7
Mike Hollis (Dec. 3, 2000 vs. Cle.).....	6
Mike Hollis (Nov. 1, 1998 at Bal.).....	6
<i>Several players tied</i>	5



PASSING

PASSING YARDS

Mark Brunell (Sept. 22, 1996 at N.E.).....	432
Mark Brunell (Oct. 20, 1996 at STL).....	421
Mark Brunell (Sept. 10, 2000 at Bal.).....	386
Blake Bortles (Nov. 8, 2015 at NYJ).....	381
Mark Brunell (Sept. 20, 1998 vs. Bal.).....	376
Blake Bortles (Dec. 27, 2015 at N.O.).....	368
Byron Leftwich (Oct. 10, 2004 at S.D.).....	357
Mark Brunell (Dec. 1, 1996 vs. Cin.).....	356
Chad Henne (Nov. 18, 2012 at Hou.).....	354
Quinn Gray (Nov. 4, 2007 at N.O.).....	354
Mark Brunell (Nov. 10, 1996 vs. Bal.).....	354

PASSING TDs

Blake Bortles (Dec. 6, 2015 at Ten.).....	5
Blake Bortles (Oct. 11, 2015 at T.B.).....	4
Chad Henne (Nov. 18, 2012 at Hou.).....	4
David Garrard (Oct. 31, 2010 at Dal.).....	4
Quinn Gray (Dec. 30, 2007 at Hou.).....	4
Mark Brunell (Nov. 29, 1998 at Cin.).....	4
<i>Several players tied</i>	3

PASS ATTEMPTS

Byron Leftwich (Oct. 10, 2004 at S.D.).....	54
Blake Bortles (Oct. 18, 2015 vs. Hou.).....	53
Mark Brunell (Oct. 20, 1996 at STL).....	52
Chad Henne (Dec. 29, 2013 at Ind.).....	51
Chad Henne (Dec. 23, 2012 vs. N.E.).....	51
Blake Bortles (Oct. 4, 2015 at Ind.).....	50
Mark Brunell (Sept. 10, 2000 at Bal.).....	50
Blake Bortles (Nov. 29, 2015 vs. S.D.).....	49
Blaine Gabbert (Oct. 28, 2012 at G.B.).....	49
Mark Brunell (Oct. 15, 1995 vs. Chi.).....	48

INTERCEPTIONS

Mark Brunell (Oct. 20, 1996 at STL).....	5
Luke McCown (Sept. 18, 2011 at NYJ).....	4
David Garrard (Sept. 19, 2010 at S.D.).....	4
David Garrard (Nov. 12, 2006 vs. Hou.).....	4
<i>Several players tied</i>	3

AVG. GAIN PER ATTEMPT (MIN. 20 ATTEMPTS)

David Garrard (Oct. 21, 2010 at Dal.).....	12.38
Rob Johnson (Aug. 31, 1997 at Bal.).....	12.25
Byron Leftwich (Oct. 5, 2003 vs. S.D.).....	12.00
Mark Brunell (Nov. 1, 1998 at Bal.).....	11.85
Mark Brunell (Nov. 21, 1999 vs. N.O.).....	11.70
Mark Brunell (Sept. 22, 1996 at N.E.).....	11.08

PASS COMPLETIONS

Mark Brunell (Oct. 20, 1996 at STL).....	37
Byron Leftwich (Oct. 10, 2004 at S.D.).....	36
Blake Bortles (Oct. 12, 2014 at Ten.).....	32
Blake Bortles (Nov. 29, 2015 vs. S.D.).....	30
Blake Bortles (Oct. 18 vs. Hou.).....	30
Chad Henne (Dec. 29, 2013 at Ind.).....	30
David Garrard (Oct. 18, 2009 vs. STL).....	30
Mark Brunell (Oct. 15, 1995 vs. Chi.).....	30
<i>Several players tied</i>	29

COMPLETION % (MIN. 20 ATTEMPTS)

Mark Brunell (Sept. 7, 2003 at Car.).....	85.2
Mark Brunell (Oct. 29, 2000 at Dal.).....	83.3
Rob Johnson (Aug. 31, 1997 at Bal.).....	83.3
David Garrard (Dec. 2, 2007 at Ind.).....	82.8
David Garrard (Oct. 31, 2010 at Dal.).....	81.0
David Garrard (Oct. 10, 2010 at Buf.).....	80.0
Mark Brunell (Oct. 6, 1996 at N.O.).....	80.0

SINGLE-GAME RECORDS

RUSHING

RUSHING YARDS

Fred Taylor (Nov. 19, 2000 at Pit.)	234
Fred Taylor (Dec. 21, 2003 vs. N.O.)	194
Maurice Jones-Drew (Dec. 5, 2010 at Ten.)	186
Fred Taylor (Dec. 6, 1998 vs. Det.)	183
Fred Taylor (Dec. 3, 2000 vs. Cle.)	181
Maurice Jones-Drew (Sept. 23, 2012 at Ind.)	177
Maurice Jones-Drew (Nov. 1, 2009 at Ten.)	177
Maurice Jones-Drew (Jan. 1, 2012 vs. Ind.)	169
Maurice Jones-Drew (Dec. 10, 2006 vs. Ind.)	166
Fred Taylor (Oct. 30, 2005 at STL)	165

RUSHING TOUCHDOWNS

James Stewart (Oct. 12, 1997 vs. Phi.)	5
Maurice Jones-Drew (Oct. 18, 2009 vs. STL)	3
Maurice Jones-Drew (Sept. 27, 2009 at Hou.)	3
Fred Taylor (Dec. 3, 2000 vs. Cle.)	3
Fred Taylor (Nov. 19, 2000 at Pit.)	3
Fred Taylor (Nov. 15, 1998 vs. T.B.)	3
Several players tied	2

RUSHING ATTEMPTS

Fred Taylor (Dec. 21, 2003 vs. N.O.)	34
Maurice Jones-Drew (Oct. 18, 2009 vs. STL)	33
Fred Taylor (Nov. 23, 2003 at NYJ)	32
Fred Taylor (Dec. 17, 2000 at Cin.)	32
Fred Taylor (Dec. 6, 1998 vs. Det.)	32
Maurice Jones-Drew (Dec. 5, 2010 at Ten.)	31
Fred Taylor (Oct. 29, 2000 at Dal.)	31
Several players tied	30

RUSHING AVERAGE (MIN. 10 ATTEMPTS)

Maurice Jones-Drew (Dec. 10, 2006 vs. Ind.)	11.07
Maurice Jones-Drew (Oct. 14, 2007 vs. Hou.)	10.42
Fred Taylor (Oct. 31, 1999 at Cin.)	8.53
Maurice Jones-Drew (Sept. 24, 2006 at Ind.)	7.92
Stacey Mack (Dec. 30, 2001 vs. K.C.)	7.81
Fred Taylor (Nov. 19, 2000 at Pit.)	7.80
Fred Taylor (Oct. 30, 2005 at STL)	7.50
Fred Taylor (Dec. 19, 2004 at G.B.)	7.50



RECEIVING & YARDAGE

RECEPTIONS

Keenan McCardell (Oct. 20, 1996 at STL)	16
Jimmy Smith (Sept. 10, 2000 at Bal.)	15
Justin Blackmon (Oct. 13, 2013 at Den.)	14
Jimmy Smith (Jan. 2, 2000 vs. Cin.)	14
Allen Hurns (Oct. 4, 2015 at Ind.)	11
Keenan McCardell (Dec. 23, 2000 at NYG)	11
Keenan McCardell (Oct. 1, 2000 vs. Pit.)	11
Keenan McCardell (Dec. 7, 1997 vs. N.E.)	11
Several players tied	10

RECEIVING TDs

Allen Robinson (Dec. 6, 2015 at Ten.)	3
Jimmy Smith (Sept. 10, 2000 at Bal.)	3
Several players tied	2

YARDS PER RECEPTION (MIN. 4 RECEPTIONS)

Justin Blackmon (Nov. 18, 2012 at Hou.)	33.7
Ernest Wilford (Dec. 24, 2005 at Hou.)	29.5
Andre Rison (Sept. 22, 1996 at N.E.)	28.8
Jimmy Smith (Nov. 9, 1997 vs. K.C.)	28.0

RECEIVING YARDS

Jimmy Smith (Sept. 10, 2000 at Bal.)	291
Justin Blackmon (Nov. 18, 2012 at Hou.)	236
Keenan McCardell (Oct. 20, 1996 at STL)	232
Jimmy Smith (Nov. 21, 1999 vs. N.O.)	220
Justin Blackmon (Oct. 13, 2013 at Den.)	190
Jimmy Smith (Jan. 2, 2000 vs. Cin.)	165
Jimmy Smith (Sept. 22, 1997 vs. Pit.)	164
Jimmy Smith (Dec. 1, 1996 vs. Cin.)	162
Pete Mitchell (Nov. 19, 1995 at T.B.)	161
Jimmy Smith (Nov. 16, 1997 vs. Ten.)	158

SCRIMMAGE YARDS

Jimmy Smith (Sept. 10, 2000 at Bal.)	291
Fred Taylor (Nov. 19, 2000 at Pit.)	248
Fred Taylor (Sept. 29, 2002 vs. NYJ)	237
Justin Blackmon (Nov. 18, 2012 at Hou.)	236
Keenan McCardell (Oct. 20, 1996 at STL)	232
Fred Taylor (Dec. 21, 2003 at N.O.)	225
Maurice Jones-Drew (Nov. 21, 2010 vs. Cle.)	220
Jimmy Smith (Nov. 21, 1999 vs. N.O.)	220
Fred Taylor (Sept. 20, 1998 vs. Bal.)	213
Fred Taylor (Dec. 6, 1998 vs. Det.)	206



ALL-PURPOSE YARDS

Maurice Jones-Drew (Dec. 10, 2006 vs. Ind.)	303
Jimmy Smith (Sept. 10, 2000 at Bal.)	291
Maurice Jones-Drew (Oct. 14, 2007 vs. Hou.)	260
Fred Taylor (Nov. 19, 2000 at Pit.)	248
Maurice Jones-Drew (Sept. 24, 2006 at Ind.)	244
Fred Taylor (Sept. 29, 2002 vs. NYJ)	237
Justin Blackmon (Nov. 18, 2012 at Hou.)	236
Keenan McCardell (Oct. 20, 1996 at STL)	232
Fred Taylor (Dec. 21, 2003 vs. N.O.)	225
Several players tied	220

PUNTING

PUNTS

Bryan Anger (Sept. 8, 2013 vs. K.C.)	11
Adam Podlesh (Nov. 16, 2008 vs. Ten.)	10
Bryan Anger (Oct. 21, 2012 at Oak.)	9
Bryan Anger (Sept. 16, 2012 vs. Hou.)	9
Nick Harris (Dec. 24, 2011 at Ten.)	9
Nick Harris (Nov. 27, 2011 vs. Hou.)	9
Chris Hanson (Oct. 16, 2005 at Pit.)	9
Chris Hanson (Sept. 19, 2004 vs. Den.)	9
Bryan Barker (Sept. 25, 2000 at Ind.)	9
Bryan Barker (Nov. 14, 1999 vs. Bal.)	9
Bryan Barker (Oct. 29, 1995 at Pit.)	9

PUNTS INSIDE 20

Bryan Barker (Nov. 14, 1999 vs. Bal.)	8
Bryan Anger (Nov. 17, 2013 vs. Ari.)	6
Bryan Barker (Oct. 3, 1999 vs. Pit.)	6

GROSS AVERAGE (MIN. 4 PUNTS)

Bryan Anger (Dec. 23, 2012 vs. N.E.)	56.3
Bryan Anger (Oct. 11, 2015 at T.B.)	55.3
BRAD NORTMAN (Oct. 16, 2016 at Chi.)	55.0
Bryan Barker (Oct. 19, 1997 at Dal.)	53.8
BRAD NORTMAN (Oct. 2, 2016 vs. Ind.)	53.6
Bryan Anger (Sept. 9, 2012 at Min.)	53.5
Bryan Anger (Sept. 23, 2012 at Ind.)	53.5

NET AVERAGE (MIN. 4 PUNTS)

BRAD NORTMAN (Oct. 16, 2016 at Chi.)	52.2
Bryan Anger (Nov. 4, 2012 vs. Det.)	50.5
Adam Podlesh (Dec. 23, 2007 vs. Oak.)	49.8
Chris Hanson (Nov. 10, 2002 vs. Was.)	48.2
Bryan Anger (Dec. 26, 2012 at Mia.)	47.4



SINGLE-GAME RECORDS

RETURNS

KICKOFF RETURNS

Deji Karim (Oct. 18, 2010 vs. Ten.)	7
Jermaine Lewis (Oct. 10, 2004 at S.D.)	7
Curtis Marsh (Nov. 12, 1995 vs. Sea.)	7
<i>Several players tied</i>	6

KICKOFF RETURN AVERAGE (MIN. 3 RETURNS)

Maurice Jones-Drew (Nov. 4, 2007 at N.O.)	47.33
Derrick Wimbush (Nov. 27, 2005 at Ari.)	46.00
Brian Witherspoon (Sept. 7, 2008 at Ten.)	41.33
Randy Jordan (Oct. 13, 1996 vs. NYJ)	39.67
Tiquan Underwood (Sept. 12, 2010 vs. Den.)	38.33



KICKOFF RETURN YARDS

Reggie Barlow (Oct. 25, 1998 at Den.)	206
Jordan Todman (Sept. 28, 2014 at S.D.)	174
Jordan Todman (Nov. 2, 2014 at Cin.)	173
Curtis Marsh (Nov. 12, 1995 vs. Sea.)	169
Deji Karim (Oct. 18, 2010 vs. Ten.)	168
Reggie Barlow (Dec. 7, 1997 vs. N.E.)	157
Rashad Jennings (Nov. 18, 2012 at Hou.)	149
David Allen (Dec. 14, 2003 at N.E.)	147
Alvis Whitted (Dec. 26, 1999 at Ten.)	147
Mike Thomas (Nov. 1, 2009 at Ten.)	146

PUNT RETURNS

Alvin Pearman (Dec. 18, 2005 vs. S.F.)	7
Alvin Pearman (Nov. 13, 2005 vs. Bal.)	7
Ace Sanders (Nov. 17, 2013 vs. Ari.)	6
Mike Thomas (Oct. 24, 2011 vs. Bal.)	6
David Allen (Dec. 7, 2003 vs. Hou.)	6
Reggie Barlow (Dec. 3, 2000 vs. Cle.)	6
R. Jay Soward (Oct. 8, 2000 vs. Bal.)	6
Reggie Barlow (Nov. 14, 1999 vs. Bal.)	6
Reggie Barlow (Sept. 20, 1998 vs. Bal.)	6
<i>Several players tied</i>	5

PUNT RETURN TDs

Rashad Greene (Dec. 13, 2015 vs. Ind.)	1
Mike Thomas (Dec. 19, 2010 at Ind.)	1
Bobby Shaw (Oct. 6, 2002 vs. Phi.)	1
Reggie Barlow (Nov. 21, 1999 vs. N.O.)	1
Reggie Barlow (Sept. 13, 1998 vs. K.C.)	1

KICKOFF RETURN TDs

Maurice Jones-Drew (Nov. 4, 2007 at N.O.)	1
Maurice Jones-Drew (Dec. 10, 2006 vs. Ind.)	1
Derrick Wimbush (Nov. 27, 2005 at Ari.)	1
Elvis Joseph (Nov. 18, 2001 at Pit.)	1
Alvis Whitted (Dec. 26, 1999 at Ten.)	1
Reggie Barlow (Dec. 7, 1997 vs. N.E.)	1
Jimmy Smith (Dec. 3, 1995 at Den.)	1

PUNT RETURN YARDS

Reggie Barlow (Sept. 13, 1998 vs. K.C.)	134
Mike Thomas (Dec. 19, 2010 at Ind.)	99
Desmond Howard (Sept. 24, 1995 vs. G.B.)	82
Reggie Barlow (Sept. 20, 1998 vs. Bal.)	81
Reggie Barlow (Nov. 21, 1999 vs. N.O.)	80
Reggie Barlow (Nov. 23, 1997 at Cin.)	79
Jermaine Lewis (Sept. 19, 2004 vs. Den.)	78
Rashad Greene (Nov. 19, 2015 vs. Ten.)	76
Reggie Barlow (Nov. 2, 1997 at Ten.)	76
<i>Several players tied</i>	73

PUNT RETURN YARD AVG.

Reggie Barlow (Sept. 13, 1998 vs. K.C.)	44.67
Reggie Barlow (Nov. 23, 1997 at Cin.)	26.33
Reggie Barlow (Nov. 2, 1997 at Ten.)	25.33
Mike Thomas (Dec. 19, 2010 at Ind.)	24.75
Reggie Barlow (Nov. 29, 1998 at Cin.)	23.00
Brian Witherspoon (Nov. 29, 2009 at S.F.)	21.00
Desmond Howard (Sept. 24, 1995 vs. G.B.)	20.50
Dennis Northcutt (Dec. 9, 2007 vs. Car.)	20.00

DEFENSE, FUMBLES & BLOCKS

INTERCEPTIONS

Davon House (Nov. 15, 2015 at Bal.)	2
Derek Cox (Oct. 31, 2010 at Dal.)	2
Rashean Mathis (Nov. 5, 2006 vs. Ten.)	2
Rashean Mathis (Sept. 18, 2006 vs. Pit.)	2
Terry Cousin (Nov. 13, 2005 vs. Bal.)	2
Rashean Mathis (Oct. 30, 2005 at STL)	2
Donovin Darius (Jan. 2, 2005 at Oak.)	2
Rashean Mathis (Dec. 19, 2004 at G.B.)	2
Marlon McCree (Sept. 15, 2002 at K.C.)	2
Rayna Stewart (Sept. 10, 2000 at Bal.)	2
Aaron Beasley (Sept. 12, 1999 vs. S.F.)	2
Deon Figures (Aug. 31, 1997 at Bal.)	2
<i>Several players tied</i>	1

TAKEAWAYS

Darren Carrington (Oct. 1, 1995 at Hou.)	3
--	---

FORCED FUMBLES

Tony Brackens (Oct. 3, 1999 vs. Pit.)	3
<i>Several players tied</i>	2

OPPONENT FUMBLE RECOVERIES

Telvin Smith (Nov. 23, 2014 at Ind.)	2
Tony Brackens (Sept. 29, 1996 vs. Car.)	2
Darren Carrington (Oct. 1, 1995 at Hou.)	2

INTs RETURNED FOR TOUCHDOWN

Telvin Smith (Oct. 25, 2015 vs. Buf.)	1
Dwayne Gratz (Dec. 28, 2014 at Hou.)	1
Paul Posluszny (Oct. 13, 2013 at Den.)	1
Rashean Mathis (Sept. 21, 2008 at Ind.)	1
Rashean Mathis (Oct. 5, 2008 vs. Pit.)	1
Clint Ingram (Dec. 9, 2007 vs. Car.)	1
Aaron Glenn (Oct. 28, 2007 at T.B.)	1
Scott Starks (Nov. 5, 2006 vs. Ten.)	1
Mike Peterson (Nov. 13, 2005 vs. Bal.)	1
Rashean Mathis (Oct. 16, 2005 at Pit.)	1
Tony Brackens (Nov. 28, 1999 at Bal.)	1
Aaron Beasley (Sept. 26, 1999 vs. Ten.)	1
Aaron Beasley (Sept. 12, 1999 vs. S.F.)	1
Mickey Washington (Oct. 22, 1995 at Cle.)	1

BLOCKED PUNTS

Hayes Pullard III (Nov. 29, 2015 vs. S.D.)	1
J.T. Thomas (Sept. 8, 2013 vs. K.C.)	1
Mike Harris (Dec. 30, 2012 at Ten.)	1
Kassim Osgood (Dec. 15, 2011 at Atl.)	1
Rashad Jennings (Sept. 19, 2010 at S.D.)	1
Jorge Cordova (Dec. 10, 2006 vs. Ind.)	1
Gerald Sensabaugh (Oct. 8, 2006 vs. NYJ)	1
Derrick Wimbush (Oct. 9, 2005 vs. Cin.)	1
Eric Westmoreland (Oct. 27, 2002 vs. Hou.)	1
Donovin Darius (Sept. 10, 2001 vs. Pit.)	1
Donovin Darius (Oct. 1, 2000 vs. Pit.)	1
Dave Thomas (Nov. 14, 1999 vs. Bal.)	1
Alvis Whitted (Nov. 1, 1998 at Bal.)	1
Dave Thomas (Oct. 12, 1997 vs. Phi.)	1
Mike Dumas (Dec. 3, 1995 at Den.)	1

SACKS

Chris Clemons (Nov. 23, 2014 at Ind.)	3.0
Paul Spicer (Sept. 25, 2005 at NYJ)	3.0
John Henderson (Oct. 6, 2002 vs. Phi.)	3.0
Kelvin Prichett (Oct. 5, 1997 vs. Cin.)	3.0

TACKLES

Hardy Nickerson (Nov. 25, 2001 vs. Bal.)	23
Russell Allen (Sept. 16, 2012 vs. Hou.)	22
Wali Rainer (Oct. 13, 2002 at Ten.)	22
T.J. Slaughter (Nov. 25, 2001 vs. Bal.)	22
Paul Posluszny (Dec. 19, 2012 at Mia.)	21
Bryan Schwartz (Dec. 17, 1995 at Det.)	21
Russell Allen (Nov. 18, 2012 at Hou.)	20
Daryl Smith (Dec. 18, 2010 at Ind.)	20
Kevin Hardy (Nov. 1, 1998 at Bal.)	20

BLOCKED FIELD GOALS

Tyson Alualu (Dec. 27, 2015 at N.O.)	1
Chris Clemons (Sept. 13, 2015 vs. Car.)	1
Rashean Mathis (Oct. 2, 2005 vs. Den.)	1
John Henderson (Dec. 8, 2002 vs. Cle.)	1
Marcus Stroud (Sept. 8, 2002 vs. Ind.)	1
Marcus Stroud (Dec. 3, 2001 vs. G.B.)	1
Clyde Simmons (Sept. 22, 1997 vs. Pit.)	1
Clyde Simmons (Dec. 1, 1996 vs. Cin.)	1

ROOKIE RECORDS

SCORING & PASSING

POINTS (SEASON)

Fred Taylor (1998).....	102
Maurice Jones-Drew (2006)	96
Josh Scobee (2004).....	93
Seth Marler (2003).....	90
Allen Hurns (2014).....	36
Justin Blackmon (2012).....	32
Willie Jackson (1995).....	32
Matt Jones (2005).....	30
Hayden Epstein (2002).....	28
Several players tied.....	18

TOUCHDOWNS (SEASON)

Fred Taylor (1998).....	17
Maurice Jones-Drew (2006)	16
Allen Hurns (2014).....	6
Matt Jones (2005).....	5
Justin Blackmon (2012).....	5
Greg Jones (2004).....	3
LaBrandon Toefield (2003).....	3
Elvis Joseph (2001).....	3
James Stewart (1995).....	3
Several players tied.....	2

PASSING YARDS (SEASON)

Blake Bortles (2014).....	2,908
Byron Leftwich (2003).....	2,819
Blaine Gabbert (2011).....	2,214
Jonathan Quinn (1998).....	387
David Garrard (2002).....	231
LaBrandon Toefield (2003).....	32
Rob Johnson (1995).....	24
Ace Sanders (2013).....	21
Matt Jones (2005).....	12

PASSING YARDS (GAME)

Blake Bortles (Oct. 12, 2014 at Ten.).....	336
Byron Leftwich (Oct. 5, 2003 vs. S.D.).....	336
Blake Bortles (Nov. 9, 2014 vs. Dal.).....	290
Byron Leftwich (Dec. 14, 2003).....	288
Byron Leftwich (Oct. 12, 2003).....	256
Blake Bortles (Sept. 28, 2014 at S.D.).....	254
Blake Bortles (Nov. 2, 2014 at Cin.).....	247
Byron Leftwich (Sept. 28, 2003 at Hou.).....	231
Byron Leftwich (Nov. 30, 2003 vs. T.B.).....	224
Blake Bortles (Sept. 21, 2014 vs. Ind.).....	223

PASS ATTEMPTS (SEASON)

Blake Bortles (2014).....	475
Byron Leftwich (2003).....	418
Blaine Gabbert (2011).....	413
Jonathan Quinn (1998).....	64
David Garrard (2002).....	46
Rob Johnson (1995).....	7
Matt Jones (2005).....	3
LaBrandon Toefield (2003).....	2
Ace Sanders (2013).....	1

PASS ATTEMPTS (GAME)

Blake Bortles (Oct. 12, 2014 at Ten.).....	46
Byron Leftwich (Oct. 12, 2003 vs. Mia.).....	42
Blaine Gabbert (Dec. 24, 2011 at Ten.).....	42
Blaine Gabbert (Oct. 2, 2011 vs. N.O.).....	42
Blaine Gabbert (Nov. 20, 2011 at Cle.).....	41
Byron Leftwich (Dec. 14, 2003 at N.E.).....	40
Blake Bortles (Dec. 14, 2014 at Bal.).....	37
Blake Bortles (Dec. 7, 2014 vs. Hou.).....	39
Blake Bortles (Nov. 9, 2014 vs. Dal.).....	37
Blake Bortles (Sept. 28, 2014 at S.D.).....	37

PASS COMPLETIONS (SEASON)

Blake Bortles (2014).....	280
Byron Leftwich (2003).....	239
Blaine Gabbert (2011).....	210
Jonathan Quinn (1998).....	34
David Garrard (2002).....	23
Rob Johnson (1995).....	3
Matt Jones (2005).....	2
LaBrandon Toefield (2003).....	1
Ace Sanders (2013).....	1

PASS COMPLETIONS (GAME)

Blake Bortles (Oct. 12, 2014 at Ten.).....	32
Blake Bortles (Sept. 28, 2014 at S.D.).....	29
Byron Leftwich (Oct. 12, 2003 vs. Mia.).....	24
Blake Bortles (Nov. 9, 2014 vs. Dal.).....	22
Blake Bortles (Nov. 2, 2014 at Cin.).....	22
Blake Bortles (Oct. 5, 2014 vs. Pit.).....	22
Blaine Gabbert (Nov. 20, 2011 at Cle.).....	22
Byron Leftwich (Nov. 2, 2003 at Bal.).....	22
Several players tied.....	21

PASSING TDs (SEASON)

Byron Leftwich (2003).....	14
Blaine Gabbert (2011).....	12
Blake Bortles (2014).....	11
Jonathan Quinn (1998).....	2
David Garrard (2002).....	1
Ace Sanders (2013).....	1

PASSING TDs (GAME)

Blake Bortles (Nov. 2, 2014 at Cin.).....	2
Blake Bortles (Sept. 21, 2014 vs. Ind.).....	2
Blaine Gabbert (Dec. 11, 2011 vs. T.B.).....	2
Blaine Gabbert (Dec. 5, 2011 vs. S.D.).....	2
Byron Leftwich (Oct. 5, 2003 vs. S.D.).....	2
Byron Leftwich (Nov. 30, 2003 vs. T.B.).....	2
Several players tied.....	1

INTERCEPTIONS (SEASON)

Blake Bortles (2014).....	17
Byron Leftwich (2003).....	16
Blaine Gabbert (2011).....	11
Jonathan Quinn (1998).....	3
David Garrard (2002).....	2
Rob Johnson (1995).....	1

INTERCEPTIONS (GAME)

Blake Bortles (Oct. 19, 2014 vs. Cle.).....	3
Byron Leftwich (Oct. 12, 2003 vs. Mia.).....	3
Byron Leftwich (Sept. 28, 2003 at Hou.).....	3
Several players tied.....	2



RUSHING

RUSHING YARDS (SEASON)

Fred Taylor (1998).....	1,223
Maurice Jones-Drew (2006)	941
T.J. Yeldon (2015).....	740
James Stewart (1995).....	525
Blake Bortles (2014).....	419
Elvis Joseph (2001).....	294
LaBrandon Toefield (2003).....	212
Rashad Jennings (2009).....	202
Greg Jones (2004).....	162
Deji Karim (2010).....	160

RUSHING YARDS (GAME)

Fred Taylor (Dec. 6, 1998 vs. Det.).....	183
Maurice Jones-Drew (Dec. 10, 2006 vs. Ind.).....	166
Maurice Jones-Drew (Dec. 24, 2006 vs. N.E.).....	131
Fred Taylor (Nov. 15, 1998 vs. T.B.).....	128
Fred Taylor (Sept. 20, 1998 vs. Bal.).....	128
Fred Taylor (Nov. 8, 1998 vs. Cin.).....	118
Fred Taylor (Sept. 27, 1998 at Ten.).....	116
T.J. Yeldon (Oct. 25, 2015 vs. Buf.).....	115
T.J. Yeldon (Oct. 4, 2015 at Ind.).....	105
Fred Taylor (Dec. 20, 1998 at Min.).....	105

RUSHING ATTEMPTS (SEASON)

Fred Taylor (2003).....	264
T.J. Yeldon (2015).....	182
Maurice Jones-Drew (2006)	166
James Stewart (1995).....	137
Elvis Joseph (2001).....	68
Greg Jones (2004).....	62
Blake Bortles (2014).....	419
LaBrandon Toefield (2003).....	53
Blaine Gabbert (2011).....	48
Rashad Jennings (2009).....	39
Alvin Pearman (2005).....	39

ROOKIE RECORDS

RUSHING

RUSHING ATTEMPTS (GAME)

Fred Taylor (Dec. 6, 1998 vs. Det.).....	32
Fred Taylor (Nov. 8, 1998 vs. Cin.).....	27
Maurice Jones-Drew (Dec. 17, 2006 at Ten.).....	25
Fred Taylor (Sept. 27, 1998 at Ten.).....	25
T.J. Yeldon (Sept. 20, 2015 vs. Mia.).....	25
Fred Taylor (Dec. 20, 1998 at Min.).....	23
Fred Taylor (Sept. 20, 1998 vs. Bal.).....	23
T.J. Yeldon (Oct. 4, 2015 at Ind.).....	22
Fred Taylor (Nov. 1, 1998 at Bal.).....	22
Maurice Jones-Drew (Oct. 29, 2006 at Phi.).....	21
Fred Taylor (Dec. 28, 1998 vs. Pit.).....	21

RUSHING TDs (SEASON)

Fred Taylor (1998).....	14
Maurice Jones-Drew (2006).....	13
Greg Jones (2004).....	3
T.J. Yeldon (2015).....	2
Storm Johnson (2014).....	2
Byron Leftwich (2003).....	2
LaBrandon Toefield (2003).....	2
David Garrard (2002).....	2
James Stewart (1995).....	2
<i>Several players tied</i>	1

RUSHING TDs (GAME)

Fred Taylor (Nov. 15, 1998 vs. T.B.).....	3
Maurice Jones-Drew (Dec. 24, 2006 vs. N.E.).....	2
Maurice Jones-Drew (Dec. 10, 2006 vs. Ind.).....	2
Maurice Jones-Drew (Oct. 8, 2006 vs. NYJ).....	2
David Garrard (Oct. 13, 2002 at Ten.).....	2
Fred Taylor (Oct. 12, 1998 vs. Mia.).....	2
Fred Taylor (Dec. 6, 1998 vs. Det.).....	2
<i>Several players tied</i>	1

RECEIVING & YARDAGE

RECEPTIONS (SEASON)

Justin Blackmon (2012).....	64
Willie Jackson (1995).....	53
Allen Hurns (2014).....	51
Ace Sanders (2013).....	51
Allen Robinson (2014).....	48
Mike Thomas (2009).....	48
Maurice Jones-Drew (2006).....	46
Fred Taylor (1998).....	44
Pete Mitchell (1995).....	41
Marqise Lee (2014).....	37

RECEPTIONS (GAME)

Pete Mitchell (Nov. 19, 1995 at T.B.).....	10
Fred Taylor (Sept. 20, 1998 vs. Bal.).....	9
Allen Robinson (Oct. 12, 2014 at Ten.).....	8
Ace Sanders (Dec. 1, 2013 at Cle.).....	8
Ace Sanders (Nov. 17, 2013 vs. Ari.).....	8
Zach Miller (Jan. 3, 2010 at Cle.).....	8
<i>Several players tied</i>	7

RECEIVING YARDS (SEASON)

Justin Blackmon (2012).....	865
Allen Hurns (2014).....	677
Willie Jackson (1995).....	589
Allen Robinson (2014).....	548
Pete Mitchell (1995).....	527
Ace Sanders (2013).....	484
Mike Thomas (2009).....	453
Maurice Jones-Drew (2006).....	436
Matt Jones (2005).....	432
Marqise Lee (2014).....	422

RECEIVING TDs (SEASON)

Allen Hurns (2014).....	6
Justin Blackmon (2012).....	5
Matt Jones (2005).....	5
Willie Jackson (1995).....	5
Fred Taylor (1998).....	3
<i>Several players tied</i>	2

YARDS/REC. (SEASON) (MIN. 25 RECEPTIONS)

Justin Blackmon (2012).....	13.52
Allen Hurns (2014).....	13.27
Pete Mitchell (1995).....	12.85
Matt Jones (2005).....	12.00
Allen Robinson (2014).....	11.42
Marqise Lee (2014).....	11.41
Willie Jackson (1995).....	11.11
Reggie Williams (2004).....	9.93
Fred Taylor (1998).....	9.57
Ace Sanders (2013).....	9.49

YARDS/REC. (GAME) (MIN. 4 RECEPTIONS)

Justin Blackmon (Nov. 18, 2012 at Hou.).....	33.71
Allen Hurns (Sept. 7, 2014 at Phi.).....	27.50
Matt Jones (Nov. 13, 2005 vs. Bal.).....	23.40
Willie Jackson (Dec. 24, 1995 vs. Cle.).....	20.25
T.J. Yeldon (Dec. 6, 2015 at Ten.).....	19.75
Willie Jackson (Dec. 10, 1995 vs. Ind.).....	18.83
Allen Robinson (Sept. 14, 2014 at Was.).....	18.75
Mike Sims-Walker (Oct. 5, 2008 vs. Pit.).....	17.83

SCRIMMAGE YARDS (SEASON)

Fred Taylor (1998).....	1,644
Maurice Jones-Drew (2006).....	1,377
T.J. Yeldon (2015).....	1,019
Justin Blackmon (2012).....	888
James Stewart (1995).....	715
Allen Hurns (2014).....	677
Willie Jackson (1995).....	589
Allen Robinson (2014).....	548

ALL-PURPOSE YARDS (SEASON)

Maurice Jones-Drew (2006).....	2,250
Fred Taylor (1998).....	1,653
Brian Witherspoon (2008).....	1,442
Deji Karim (2010).....	1,418
Mike Thomas (2009).....	1,301
David Allen (2003).....	1,223
T.J. Yeldon (2015).....	1,019

100-YARD RECEIVING GAMES (SEASON)

Allen Hurns (2014).....	2
Justin Blackmon (2012).....	1
Matt Jones (2005).....	1
Pete Mitchell (1995).....	1

DEFENSE

SACKS (SEASON)

Tony Brackens (1996).....	7.0
John Henderson (2002).....	6.5
Kevin Hardy (1996).....	5.5
YANNICK NGAKOUE (2016).....	4.0
Tyson Alualu (2010).....	3.5
Derrick Harvey (2008).....	3.5
Bobby McCray (2004).....	3.5
Chris Smith (2014).....	3.0
Akin Ayodele (2002).....	3.0
Larry Smith (1999).....	3.0

TACKLES (SEASON)

Bryan Schwartz (1995).....	161
Kevin Hardy (1996).....	130
Clint Ingram (2006).....	117
Akin Ayodele (2002).....	108
T.J. Slaughter (2000).....	108

TACKLES (GAME)

Bryan Schwartz (Dec. 17, 1995 at Det.).....	21
Bryan Schwartz (Dec. 24, 1995 vs. Cle.).....	19
Bryan Schwartz (Dec. 10, 1995 vs. Ind.).....	17

INTERCEPTIONS (SEASON)

Reggie Nelson (2007).....	5
Derek Cox (2009).....	4
Dwayne Gratz (2013).....	2
Rashean Mathis (2003).....	2
Fernando Bryant (1999).....	2
Kevin Hardy (1996).....	2

TAKEAWAYS (SEASON)

Derek Cox (2009).....	5
Reggie Nelson (2007).....	5
Fernando Bryant (1999).....	5



OPPONENT RECORDS

SCORING

POINTS

Jeff Reed, Pittsburgh (12/1/02).....19
Several players tied (K. Moreno, Den., 2013)18

TOUCHDOWNS

Several players tied (D. Martin, T.B., 2013) 3

PASSING

PASSING YARDS

Matt Schaub, Hou. (11/18/12).....527
 Drew Brees, N.O. (11/4/07).....445
 Peyton Manning, Ind. (9/25/00).....440
 Carson Palmer, Ari. (11/17/13).....419
 Drew Brees, N.O. (12/27/15).....412

PASS ATTEMPTS

Matt Schaub, Hou. (11/16/12).....55
 Vinny Testaverde, Bal. (11/24/96).....50
 Rich Gannon, K.C. (11/9/97).....50
 Shane Matthews, Was. (11/10/02).....50
 Peyton Manning, Ind. (12/10/06).....50

INTERCEPTIONS THROWN

Jon Kitna, Dal. (10/31/10)..... 4
Several players tied (J. Russell, Oak. 2007) 3

TOUCHDOWN PASSES

Steve McNair, Ten. (12/26/99)..... 5
 Tony Banks, Bal. (9/10/00)..... 5
 Matt Schaub, Hou. (11/18/12)..... 5
Several players tied (P. Rivers, S.D., 2015) 4

PASS COMPLETIONS

Matt Schaub, Hou. (11/18/12).....43
 Drew Brees, N.O. (11/4/07).....35
 Jon Kitna, Dal. (10/31/10).....34
 Joe Flacco, Bal. (11/15/15).....34
Two players tied33

RUSHING

RUSHING YARDS

Chris Johnson, Ten. (11/1/09).....228
 Arian Foster, Hou. (1/2/10).....180
 Steven Jackson, Stl. (10/30/05).....179
 Shawn Alexander, Sea. (10/7/01).....176
 Chris Brown, Ten. (9/9/07).....175

RUSHING ATTEMPTS

Terry Allen, Was. (9/28/97).....36
Several players tied (A. Foster, Hou., 2011)33

LONGEST RUSHING TDs

Chris Johnson, Ten. (11/1/09).....89
 Marcus Mariota, Ten. (12/6/15).....87
 Joey Galloway, Sea. (11/12/95).....86
 Chris Johnson, Ten. (11/1/09).....52

RUSHING TOUCHDOWNS

Several players tied (K. Moreno, Den., 2013)..... 3

YARDAGE

SCRIMMAGE YARDS

Andre Johnson, Hou. (11/18/12).....273
 Josh Gordon, Cle. (12/1/13).....261
 Chris Johnson, Ten. (11/1/09).....239
 Terrell Davis, Den. (10/25/98).....212
 Albert Connell, Was. (10/22/00).....211

ALL-PURPOSE YARDS

Andre Johnson, Hou. (11/18/12).....273
 Ridel Anthony, T.B. (11/15/98).....269
 Josh Gordon, Cle. (12/1/13).....261
 Eddy Drummond, Det. (11/14/04).....257
 Andre Davis, Hou. (12/30/07).....254

RECEIVING

RECEPTIONS

Reggie Wayne, Ind. (10/3/10).....15
 Tim Brown, Oak. (12/21/97).....14
 David Boston, S.D. (10/5/03).....14
 Andre Johnson, Hou. (11/18/12).....14
Several players tied (A. Johnson, Hou. 2013)13

RECEIVING YARDS

Andre Johnson, Hou. (11/18/12).....273
 Josh Gordon, Cle. (12/1/13).....261
 Albert Connell, Was. (10/22/00).....211
 Terrell Owens, Buf. (11/22/09).....197
Several players tied (R. Wayne, Ind., 2010).....196

LONGEST RECEPTIONS

Terrell Owens, Buf. (11/22/09).....98
 Josh Gordon, Cle. (12/1/13).....95
 Michael Floyd, Ari. (11/17/13).....91
 Kevin Curtis, Stl. (10/30/05).....83
 Kenny Britt, Ten. (9/11/11).....80

RECEIVING TOUCHDOWNS

Several players tied (R. Moss, N.E., 2009)..... 3

KICKING

FIELD GOALS

Jeff Reed, Pit. (12/1/02)..... 6
 Adam Vinatieri, N.E. (9/22/96)..... 5
 Matt Stover, Bal. (10/8/00)..... 5

LONGEST FIELD GOALS

Jason Elam, Den. (10/25/98).....63
 Blair Walsh, Min. (9/9/12).....55
 Ryan Longwell, Min. (11/23/08).....54
Several players tied (N. Rackers, Hou., 2011)53

PUNTING

PUNTS

Chris Gardocki, Cle. (12/3/00).....12
Several players tied (B. Hartmann, Hou., 2011)10

LONGEST PUNTS

Brian Moorman, Buf. (9/12/04).....80
 Josh Miller, Pit. (12/2/99).....75
 Kyle Larson, Cin. (10/9/05).....75
 Craig Hentrich, Ten. (11/5/06).....73

INSIDE THE 20 (MIN. 5 PUNTS)

Several players tied (D. Colquitt, K.C., 2013)..... 5

GROSS AVERAGE (MIN. 4 PUNTS)

Craig Hentrich, Ten. (11/4/01).....57.5
 Mat McBriar, Dal. (9/10/06).....53.2
 Josh Miller, Pit. (12/2/99).....52.7

EXTRA POINTS

Several players tied (P. Dawson, S.F., 2013) 6

MOST BLOCKED KICKS (FGs, PATs)

Several players tied (Z. Smith, Bal., 2015)..... 1

OPPONENT RECORDS

DEFENSE

SACKS

Ryan Kerrigan, Was. (9/14/14).....	4.0
Connor Barwin, Hou. (11/27/11).....	4.0
John Abraham, Atl. (12/15/11)	3.5
Whitney Mercilus, Hou. (1/3/16).....	3.5

TACKLES

Steven Tulloch, Ten. (12/5/10)	17
Keith Brooking, Atl. (12/28/03).....	15
Jonathan Joseph, Cin. (11/2/08)	15
Jerod Mayo, N.E. (12/27/09)	15

INTERCEPTIONS

Samari Rolle, Ten. (12/26/99).....	3
Several players tied (M.Williams, NYJ, 2015)	2

LONGEST INTERCEPTION RETURN TDs

Anthony Henry, Cle. (12/16/01)	97t
Anthony Parker, Stl. (10/20/96).....	92t
Adam Jones, Ten. (12/17/06)	83t
Matt Giordano, Stl. (10/6/12)	82t

RETURNS

PUNT RETURNS

Jacoby Jones, Hou. (11/27/11).....	7
Dexter McCluster, K.C. (9/8/13).....	7
Several players tied (T. Holliday, Hou., 2012)	6

PUNT RETURN YARDS

Eddie Drummond, Det. (11/14/04)	199
Darius Reynaud, Ten. (12/30/12)	160
Jacoby Jones, Hou. (11/27/11).....	116
Roscoe Parrish, Buf. (11/26/06).....	104

LONGEST PUNT RETURNS

Eddie Drummond, Det. (11/14/04)	83t
Peter Warrick, Cin. (12/17/00).....	82t
Terrence Wilkins, Ind. (9/24/06)	82t
Roscoe Parrish, Buf. (11/26/06).....	82t

KICKOFF RETURNS

MarTey Jenkins, Ari. (12/10/00).....	8
Nate Jacquet, Min. (12/23/01)	8
Justin Miller, NYJ (10/8/06).....	8

KICKOFF RETURN YARDS

Andre Davis, Hou. (12/30/07).....	234
Glyn Milburn, Chi. (9/6/98).....	197
Adam Jones, Ten. (11/20/05)	196

LONGEST KICKOFF RETURNS

Andre Davis, Hou. (12/30/07).....	104t
Andre Davis, Hou. (12/30/07).....	97t
Aaron Bailey, Ind. (12/10/95)	95t
Chad Simpson, Ind. (12/17/09)	93t
Glyn Milburn, Chi. (9/6/98).....	88t



LEAGUE STATISTICS
REGULAR SEASON WEEK 7 vs. OAKLAND

WEEK 6 / THROUGH MONDAY, OCTOBER 17, 2016

OFFENSE	Chi.	G.B.	NY-G	L.A.	Clev.	Cin.	Wash.	Det.
GAMES (Won-Lost)	1-5	3-2	3-3	3-3	0-6	2-4	4-2	3-3
FIRST DOWNS	121	102	119	103	111	125	130	129
Rushing	30	30	27	30	27	31	36	34
Passing	86	59	79	61	73	81	80	79
Penalty	5	13	13	12	11	13	14	16
YDS GAINED (tot)	2251	1659	2185	1808	2088	2189	2323	2096
Avg per Game	375.2	331.8	364.2	301.3	348.0	364.8	387.2	349.3
RUSHING (net)	546	526	456	485	664	539	662	532
Avg per Game	91.0	105.2	76.0	80.8	110.7	89.8	110.3	88.7
Rushes	127	128	127	155	141	154	138	141
Yards per Rush	4.3	4.1	3.6	3.1	4.7	3.5	4.8	3.8
PASSING (net)	1705	1133	1729	1323	1424	1650	1661	1564
Avg per Game	284.2	226.6	288.2	220.5	237.3	275.0	276.8	260.7
Passes Att.	235	181	233	184	214	218	227	212
Completed	158	109	151	115	131	147	148	146
Pct Completed	67.2	60.2	64.8	62.5	61.2	67.4	65.2	68.9
Yards Gained	1769	1170	1788	1417	1538	1757	1726	1648
Sacked	12	9	11	13	19	19	8	15
Yards Lost	64	37	59	94	114	107	65	84
Had intercepted	2	4	6	6	5	2	6	4
Yards Opp Ret	40	44	47	87	10	15	105	68
Opp TDs on Int	0	0	0	2	0	0	1	0
PUNTS	27	16	26	31	29	30	18	21
Avg Yards	42.8	40.8	47.5	45.3	47.5	44.2	44.6	50.2
PUNT RETURNS	13	4	8	13	10	13	11	8
Avg Return	11.8	7.8	7.1	8.9	6.4	6.1	18.8	17.8
Returned for TD	1	0	0	0	0	0	1	1
KICKOFF RETURNS	15	7	11	11	11	12	9	14
Avg Return	21.1	23.6	27.0	23.5	16.5	19.8	24.3	21.0
Returned for TD	0	0	0	0	0	0	0	0
PENALTIES	45	26	39	50	48	38	47	48
Yards Penalized	357	221	432	435	370	279	372	450
FUMBLES BY	12	11	10	5	13	5	7	1
Fumbles Lost	5	5	7	3	3	3	2	1
Opp Fumbles	6	6	4	10	4	7	11	4
Opp Fum Lost	2	3	1	5	1	3	5	1
POSS. TIME (avg)	28:34	30:00	26:07	29:14	27:53	31:07	30:21	30:42
TOUCHDOWNS	11	12	12	12	13	10	14	17
Rushing	3	2	3	4	5	4	4	2
Passing	7	10	8	7	7	6	9	14
Returns	1	0	1	1	1	0	1	1
EXTRA-PT KICKS	11/11	12/12	11/12	11/11	9/10	10/10	13/14	15/16
2-PT CONVERSIONS	0/0	0/0	0/0	0/1	1/3	0/0	0/0	1/1
FIELD GOALS/FGA	8/11	10/10	11/12	9/9	8/12	13/15	15/16	9/10
POINTS SCORED	101	114	116	110	113	109	142	150
DEFENSE	Chi.	G.B.	NY-G	L.A.	Clev.	Cin.	Wash.	Det.
POINTS ALLOWED	143	113	131	137	176	145	142	153
OPP FIRST DOWNS	119	95	127	136	135	116	131	128
Rushing	39	19	38	41	38	33	43	36
Passing	69	68	78	76	86	70	76	81
Penalty	11	8	11	19	11	13	12	11
OPP YARDS GAINED	2047	1695	2182	2171	2420	2130	2199	2278
Avg per Game	341.2	339.0	363.7	361.8	403.3	355.0	366.5	379.7
OPP RUSHING (net)	646	362	581	694	708	649	744	650
Avg per Game	107.7	72.4	96.8	115.7	118.0	108.2	124.0	108.3
Rushes	167	119	164	166	177	154	149	139
Yards per Rush	3.9	3.0	3.5	4.2	4.0	4.2	5.0	4.7
OPP PASSING (net)	1401	1333	1601	1477	1712	1481	1455	1628
Avg per Game	233.5	266.6	266.8	246.2	285.3	246.8	242.5	271.3
Passes Att.	201	173	254	229	213	191	214	205
Completed	133	110	151	142	138	123	143	151
Pct Completed	66.2	63.6	59.4	62.0	64.8	64.4	66.8	73.7
Sacked	13	16	6	10	9	13	16	13
Yards Lost	74	104	44	71	60	71	99	61
INTERCEPTED BY	4	3	2	4	6	4	4	3
Yards Returned	49	53	26	8	62	13	29	11
Returned for TD	0	0	0	0	1	0	0	0
OPP PUNT RETURNS	8	4	11	10	14	16	8	10
Avg return	19.4	9.0	10.9	6.2	9.7	8.7	9.0	4.8
OPP KICKOFF RET	13	13	9	9	8	14	8	9
Avg return	25.0	27.9	18.6	21.3	24.1	25.4	29.0	18.7
OPP TOUCHDOWNS	14	11	11	18	21	18	16	18
Rushing	6	1	5	5	5	4	8	1
Passing	7	10	6	11	16	14	6	17
Returns	1	0	0	2	0	0	2	0

WEEK 6 / THROUGH MONDAY, OCTOBER 17, 2016

OFFENSE	Oak.	Jax	N.O.	K.C.	Buff.	Miami	Balt.	NY-J
GAMES (Won-Lost)	4-2	2-3	2-3	3-2	4-2	2-4	3-3	1-5
FIRST DOWNS	120	97	119	102	111	97	123	114
Rushing	30	21	26	27	53	29	29	31
Passing	80	62	86	71	50	61	76	71
Penalty	10	14	7	4	8	7	18	12
YDS GAINED (tot)	2244	1600	2067	1760	2024	1993	2082	1989
Avg per Game	374.0	320.0	413.4	352.0	337.3	332.2	347.0	331.5
RUSHING (net)	661	355	390	544	998	584	593	555
Avg per Game	110.2	71.0	78.0	108.8	166.3	97.3	98.8	92.5
Rushes	137	107	113	123	178	127	147	139
Yards per Rush	4.8	3.3	3.5	4.4	5.6	4.6	4.0	4.0
PASSING (net)	1583	1245	1677	1216	1026	1409	1489	1434
Avg per Game	263.8	249.0	335.4	243.2	171.0	234.8	248.2	239.0
Passes Att.	227	193	225	191	168	188	265	229
Completed	151	118	150	128	104	124	164	131
Pct Completed	66.5	61.1	66.7	67.0	61.9	66.0	61.9	57.2
Yards Gained	1608	1321	1734	1297	1086	1524	1589	1472
Sacked	7	14	8	14	13	17	13	10
Yards Lost	25	76	57	81	60	115	100	38
Had intercepted	3	7	4	2	2	7	4	12
Yards Opp Ret	5	77	139	20	0	53	39	77
Opp TDs on Int	0	0	1	0	0	1	0	1
PUNTS	29	22	20	24	28	32	31	25
Avg Yards	49.9	49.9	51.4	43.0	42.9	48.1	47.5	43.2
PUNT RETURNS	12	11	9	13	11	12	10	3
Avg Return	13.1	8.1	12.6	15.2	9.1	14.2	6.8	7.7
Returned for TD	0	0	0	0	0	1	0	0
KICKOFF RETURNS	14	14	11	14	13	10	10	13
Avg Return	20.3	20.1	17.1	22.4	20.5	22.3	28.5	27.1
Returned for TD	0	0	0	0	0	0	0	0
PENALTIES	52	46	35	29	43	40	52	38
Yards Penalized	411	442	364	232	414	402	403	321
FUMBLES BY	5	5	3	7	8	7	7	9
Fumbles Lost	2	2	2	5	2	4	4	3
Opp Fumbles	12	6	9	6	15	10	7	7
Opp Fum Lost	5	2	6	3	6	3	3	2
POSS. TIME (avg)	29:30	27:24	29:55	30:47	28:17	26:08	32:32	30:34
TOUCHDOWNS	18	11	19	12	20	14	10	9
Rushing	6	3	5	5	9	7	5	3
Passing	12	8	14	5	8	6	5	5
Returns	0	0	0	2	3	1	0	1
EXTRA-PT KICKS	14/14	11/11	18/18	10/11	18/20	13/13	8/8	8/9
2-PT CONVERSIONS	3/4	0/0	1/1	0/0	0/0	0/0	2/3	0/0
FIELD GOALS/FGA	8/11	8/10	7/11	9/11	8/10	7/10	15/15	11/12
POINTS SCORED	152	101	155	109	162	118	117	95

DEFENSE	Oak.	Jax	N.O.	K.C.	Buff.	Miami	Balt.	NY-J
POINTS ALLOWED	163	127	168	102	103	134	115	164
OPP FIRST DOWNS	137	106	126	91	123	128	92	131
Rushing	46	31	38	25	36	43	13	32
Passing	82	58	77	59	74	73	71	86
Penalty	9	17	11	7	13	12	8	13
OPP YARDS GAINED	2669	1607	2097	1766	2071	2302	1769	2253
Avg per Game	444.8	321.4	419.4	353.2	345.2	383.7	294.8	375.5
OPP RUSHING (net)	793	515	589	583	619	882	418	513
Avg per Game	132.2	103.0	117.8	116.6	103.2	147.0	69.7	85.5
Rushes	165	134	137	131	165	196	124	150
Yards per Rush	4.8	3.8	4.3	4.5	3.8	4.5	3.4	3.4
OPP PASSING (net)	1876	1092	1508	1183	1452	1420	1351	1740
Avg per Game	312.7	218.4	301.6	236.6	242.0	236.7	225.2	290.0
Passes Att.	214	190	199	174	204	211	215	208
Completed	143	123	131	108	123	136	145	148
Pct Completed	66.8	64.7	65.8	62.1	60.3	64.5	67.4	71.2
Sacked	8	13	9	7	20	12	11	12
Yards Lost	38	77	62	41	130	89	76	84
INTERCEPTED BY	5	3	2	9	6	3	8	2
Yards Returned	60	39	7	102	92	33	42	14
Returned for TD	0	0	0	1	1	0	0	0
OPP PUNT RETURNS	11	8	10	10	10	14	17	12
Avg return	18.3	6.6	8.7	4.9	3.1	8.3	16.2	10.1
OPP KICKOFF RET	15	3	11	12	19	9	11	13
Avg return	21.7	27.0	20.2	27.2	19.1	18.6	19.5	19.1
OPP TOUCHDOWNS	19	13	20	11	9	14	15	20
Rushing	7	5	11	3	6	4	2	4
Passing	12	8	7	8	3	9	12	13
Returns	0	0	2	0	0	1	1	3

WEEK 6 / THROUGH MONDAY, OCTOBER 17, 2016

OFFENSE	Minn.	Phil.	Ind.	Tenn.	S.D.	Atl.	T.B.	S.F.
GAMES (Won-Lost)	5-0	3-2	2-4	3-3	2-4	4-2	2-3	1-5
FIRST DOWNS	87	99	130	118	121	138	106	111
Rushing	21	35	37	45	34	40	27	44
Passing	61	54	75	64	75	92	66	56
Penalty	5	10	18	9	12	6	13	11
YDS GAINED (tot)	1513	1694	2185	2197	2131	2649	1679	1757
Avg per Game	302.6	338.8	364.2	366.2	355.2	441.5	335.8	292.8
RUSHING (net)	353	568	611	880	551	672	443	740
Avg per Game	70.6	113.6	101.8	146.7	91.8	112.0	88.6	123.3
Rushes	144	138	144	179	153	157	134	192
Yards per Rush	2.5	4.1	4.2	4.9	3.6	4.3	3.3	3.9
PASSING (net)	1160	1126	1574	1317	1580	1977	1236	1017
Avg per Game	232.0	225.2	262.3	219.5	263.3	329.5	247.2	169.5
Passes Att.	158	157	237	189	202	210	207	179
Completed	106	102	152	117	135	143	121	100
Pct Completed	67.1	65.0	64.1	61.9	66.8	68.1	58.5	55.9
Yards Gained	1226	1186	1721	1372	1647	2075	1327	1077
Sacked	8	12	23	9	13	15	12	13
Yards Lost	66	60	147	55	67	98	91	60
Had intercepted	0	1	4	6	3	3	8	6
Yards Opp Ret	0	11	76	95	55	13	164	66
Opp TDs on Int	0	0	1	1	0	1	1	0
PUNTS	28	23	22	29	22	20	27	37
Avg Yards	43.6	44.3	50.4	46.2	41.0	46.2	47.1	46.2
PUNT RETURNS	11	10	8	16	14	9	11	8
Avg Return	17.3	11.2	8.0	6.9	7.3	15.3	10.7	8.6
Returned for TD	2	0	0	0	0	0	0	0
KICKOFF RETURNS	11	8	17	13	13	11	4	13
Avg Return	23.6	31.3	20.8	22.2	18.5	22.3	14.5	17.5
Returned for TD	0	1	0	0	0	0	0	0
PENALTIES	37	49	46	45	30	41	34	27
Yards Penalized	352	404	393	392	237	402	276	213
FUMBLES BY	3	5	6	7	16	2	6	8
Fumbles Lost	1	1	2	3	10	2	3	4
Opp Fumbles	8	7	9	0	5	8	3	9
Opp Fum Lost	5	4	4	0	4	1	3	6
POSS. TIME (avg)	31:36	33:09	31:10	31:57	29:42	29:56	30:59	26:10
TOUCHDOWNS	13	14	16	15	19	23	12	15
Rushing	3	5	5	5	6	6	2	9
Passing	6	7	11	10	12	15	9	6
Returns	4	2	0	0	1	2	1	0
EXTRA-PT KICKS	10/12	13/14	14/14	12/13	18/19	21/21	8/9	14/14
2-PT CONVERSIONS	1/1	0/0	1/2	0/2	0/0	2/2	1/3	1/1
FIELD GOALS/FGA	9/12	12/13	16/16	6/8	13/14	12/12	4/8	7/8
POINTS SCORED	119	135	160	120	173	199	94	127
DEFENSE	Minn.	Phil.	Ind.	Tenn.	S.D.	Atl.	T.B.	S.F.
POINTS ALLOWED	63	78	174	127	155	166	142	185
OPP FIRST DOWNS	91	92	143	99	127	141	99	126
Rushing	23	30	39	23	36	36	23	57
Passing	53	48	92	67	82	90	67	58
Penalty	15	14	12	9	9	15	9	11
OPP YARDS GAINED	1438	1560	2467	1944	2179	2277	1831	2339
Avg per Game	287.6	312.0	411.2	324.0	363.2	379.5	366.2	389.8
OPP RUSHING (net)	389	523	706	531	501	565	519	1046
Avg per Game	77.8	104.6	117.7	88.5	83.5	94.2	103.8	174.3
Rushes	105	109	148	132	131	142	142	211
Yards per Rush	3.7	4.8	4.8	4.0	3.8	4.0	3.7	5.0
OPP PASSING (net)	1049	1037	1761	1413	1678	1712	1312	1293
Avg per Game	209.8	207.4	293.5	235.5	279.7	285.3	262.4	215.5
Passes Att.	200	158	226	205	261	251	158	195
Completed	111	94	156	125	167	172	96	114
Pct Completed	55.5	59.5	69.0	61.0	64.0	68.5	60.8	58.5
Sacked	19	14	8	18	14	11	9	11
Yards Lost	145	88	44	114	99	74	43	46
INTERCEPTED BY	7	4	2	6	7	5	3	4
Yards Returned	116	97	19	14	85	133	33	9
Returned for TD	1	1	0	0	0	2	1	0
OPP PUNT RETURNS	8	5	8	15	12	8	9	18
Avg return	7.9	16.2	7.5	17.1	6.1	6.8	6.6	11.2
OPP KICKOFF RET	14	13	12	8	9	14	6	13
Avg return	24.6	17.9	20.9	25.8	21.7	21.1	25.8	22.2
OPP TOUCHDOWNS	7	9	18	13	18	20	17	22
Rushing	3	3	6	3	8	5	6	9
Passing	4	5	9	6	10	14	9	12
Returns	0	1	3	4	0	1	2	1

WEEK 6 / THROUGH MONDAY, OCTOBER 17, 2016

OFFENSE	N.E.	Pitt.	Sea.	Ariz.	Hou.	Denv.	Car.	Dal.
GAMES (Won-Lost)	5-1	4-2	4-1	3-3	4-2	4-2	1-5	5-1
FIRST DOWNS	125	120	99	137	114	122	137	144
Rushing	41	27	25	41	36	34	39	59
Passing	72	84	65	83	70	71	87	73
Penalty	12	9	9	13	8	17	11	12
YDS GAINED (tot)	2323	2231	1763	2212	1966	1940	2366	2409
Avg per Game	387.2	371.8	352.6	368.7	327.7	323.3	394.3	401.5
RUSHING (net)	719	638	444	746	667	591	726	967
Avg per Game	119.8	106.3	88.8	124.3	111.2	98.5	121.0	161.2
Rushes	188	142	140	168	162	155	164	202
Yards per Rush	3.8	4.5	3.2	4.4	4.1	3.8	4.4	4.8
PASSING (net)	1604	1593	1319	1466	1299	1349	1640	1442
Avg per Game	267.3	265.5	263.8	244.3	216.5	224.8	273.3	240.3
Passes Att.	190	227	179	231	227	210	232	182
Completed	133	145	119	130	134	135	140	125
Pct Completed	70.0	63.9	66.5	56.3	59.0	64.3	60.3	68.7
Yards Gained	1678	1685	1399	1547	1402	1447	1749	1486
Sacked	12	11	10	13	12	17	15	9
Yards Lost	74	92	80	81	103	98	109	44
Had intercepted	0	6	2	7	8	4	10	1
Yards Opp Ret	0	52	13	49	76	24	33	0
Opp TDs on Int	0	0	0	0	0	0	1	0
PUNTS	27	26	25	35	29	28	26	17
Avg Yards	44.6	45.3	43.9	40.6	48.1	46.8	49.5	48.2
PUNT RETURNS	17	9	11	13	15	11	15	8
Avg Return	8.8	11.4	12.6	6.1	13.0	9.9	6.3	7.6
Returned for TD	0	0	0	0	1	0	0	0
KICKOFF RETURNS	9	9	10	11	13	8	15	8
Avg Return	18.0	19.8	17.7	21.6	21.2	24.3	22.3	24.0
Returned for TD	0	0	0	0	0	0	0	0
PENALTIES	38	32	34	39	34	46	44	36
Yards Penalized	339	355	334	297	289	365	381	284
FUMBLES BY	12	8	8	11	5	7	6	8
Fumbles Lost	4	2	3	3	2	4	6	4
Opp Fumbles	8	8	5	11	7	7	4	10
Opp Fum Lost	4	3	1	5	3	6	2	5
POSS. TIME (avg)	30:58	29:20	32:17	31:30	29:54	29:13	31:02	33:09
TOUCHDOWNS	17	20	11	19	10	15	19	18
Rushing	7	4	5	9	1	4	7	11
Passing	10	16	6	9	8	9	10	7
Returns	0	0	0	1	1	2	2	0
EXTRA-PT KICKS	16/17	18/18	9/11	17/18	9/10	12/13	14/16	18/18
2-PT CONVERSIONS	0/0	2/2	0/0	0/1	0/0	1/2	3/3	0/0
FIELD GOALS/FGA	9/12	4/5	10/11	6/7	13/16	12/14	9/12	11/13
POINTS SCORED	149	154	105	153	108	140	161	159
DEFENSE	N.E.	Pitt.	Sea.	Ariz.	Hou.	Denv.	Car.	Dal.
POINTS ALLOWED	91	123	78	104	127	108	176	107
OPP FIRST DOWNS	124	126	82	104	100	110	118	128
Rushing	33	33	20	36	39	35	32	30
Passing	82	81	53	60	53	63	82	88
Penalty	9	12	9	8	8	12	4	10
OPP YARDS GAINED	2082	2369	1418	1770	1894	1770	2229	2150
Avg per Game	347.0	394.8	283.6	295.0	315.7	295.0	371.5	358.3
OPP RUSHING (net)	552	607	373	624	758	676	537	553
Avg per Game	92.0	101.2	74.6	104.0	126.3	112.7	89.5	92.2
Rushes	148	131	114	157	179	169	162	127
Yards per Rush	3.7	4.6	3.3	4.0	4.2	4.0	3.3	4.4
OPP PASSING (net)	1530	1762	1045	1146	1136	1094	1692	1597
Avg per Game	255.0	293.7	209.0	191.0	189.3	182.3	282.0	266.2
Passes Att.	228	248	167	208	176	196	206	229
Completed	148	163	98	121	103	110	133	153
Pct Completed	64.9	65.7	58.7	58.2	58.5	56.1	64.6	66.8
Sacked	11	8	16	19	16	21	12	11
Yards Lost	73	28	95	113	94	127	87	50
INTERCEPTED BY	4	3	5	9	3	5	6	4
Yards Returned	35	20	20	137	18	87	49	41
Returned for TD	0	0	0	1	0	1	1	0
OPP PUNT RETURNS	9	10	9	13	20	12	10	8
Avg return	7.0	9.8	8.7	11.3	13.8	7.3	18.4	14.4
OPP KICKOFF RET	15	8	7	8	26	10	11	12
Avg return	16.5	22.8	26.1	17.5	21.5	15.2	16.8	23.2
OPP TOUCHDOWNS	11	12	8	12	13	10	20	12
Rushing	3	6	3	6	8	6	5	2
Passing	8	6	4	5	4	4	13	10
Returns	0	0	1	1	1	0	2	0

WEEK 6 / THROUGH MONDAY, OCTOBER 17, 2016

OFFENSE	NFL/Avg
GAMES (Won-Lost)	---
FIRST DOWNS	116.6
Rushing	33.6
Passing	72.0
Penalty	11.0
YDS GAINED (tot)	2042.9
Avg per Game	355.3
RUSHING (net)	606.4
Avg per Game	105.5
Rushes	148.3
Yards per Rush	4.1
PASSING (net)	1436.5
Avg per Game	249.8
Passes Att.	206.5
Completed	131.6
Pct Completed	63.8
Yards Gained	1514.6
Sacked	12.7
Yards Lost	78.2
Had intercepted	4.5
Yards Opp Ret	48.5
Opp TDs on Int	0.3
PUNTS	25.9
Avg Yards	45.9
PUNT RETURNS	10.8
Avg Return	10.4
Returned for TD	0.2
KICKOFF RETURNS	11.3
Avg Return	21.7
Returned for TD	0.0
PENALTIES	40.3
Yards Penalized	350.6
FUMBLES BY	7.3
Fumbles Lost	3.3
Opp Fumbles	7.3
Opp Fum Lost	3.3
POSS. TIME (avg)	30:00
TOUCHDOWNS	14.7
Rushing	5.0
Passing	8.8
Returns	0.9
EXTRA POINTS (tot)	95%
Kicks Made/2Pt	63%
FIELD GOALS/FGA	10/11
POINTS SCORED	131.9
DEFENSE	NFL/Avg
POINTS ALLOWED	131.9
OPP FIRST DOWNS	116.6
Rushing	33.6
Passing	72.0
Penalty	11.0
OPP YARDS GAINED	2042.9
Avg per Game	355.3
OPP RUSHING (net)	606.4
Avg per Game	105.5
Rushes	148.3
Yards per Rush	4.1
OPP PASSING (net)	1436.5
Avg per Game	249.8
Passes Att.	206.5
Completed	131.6
Pct Completed	63.8
Sacked	12.7
Yards Lost	78.2
INTERCEPTED BY	4.5
Yards Returned	48.5
Returned for TD	0.3
OPP PUNT RETURNS	10.8
Avg return	10.4
OPP KICKOFF RET	11.3
Avg return	21.7
OPP TOUCHDOWNS	14.7
Rushing	5.0
Passing	8.8
Returns	0.9

WEEK 6 / THROUGH MONDAY, OCTOBER 17, 2016

TEAM RANKINGS

American Football Conference

Offense Defense

	Total	Rush	Pass	Total	Rush	Pass
Balt.	10	10	8	1	*1	4
Buff.	11	*1	16	6	8	8
Cin.	5	15	1	9	9	9
Cleve.	9	5	11	14	13	12
Denver	15	11	13	2	10	*1
Hou.	14	4	15	3	14	2
Ind.	6	9	6	15	12	14
Jax	16	16	7	4	7	3
K.C.	8	7	9	8	11	6
Miami	12	12	12	12	16	7
N.E.	1	3	2	7	5	10
Jets	13	13	10	11	3	13
Oak.	2	6	4	16	15	16
Pitt.	3	8	3	13	6	15
S.D.	7	14	5	10	2	11
Tenn.	4	2	14	5	4	5

National Football Conference

Offense Defense

	Total	Rush	Pass	Total	Rush	Pass
Ariz.	7	2	10	3	9	1
Atl.	*1	6	2	13	6	15
Car.	4	4	6	12	4	14
Chi.	6	9	4	6	11	6
Dallas	3	1	11	7	5	10
Det.	10	11	8	14	12	13
G.B.	13	8	13	5	1	11
L.A.	15	13	15	8	13	8
Minn.	14	16	12	2	3	4
N.O.	2	14	*1	16	14	16
Giants	8	15	3	9	7	12
Phil.	11	5	14	4	10	2
S.F.	16	3	16	15	16	5
Sea.	9	10	7	*1	2	3
T.B.	12	12	9	10	8	9
Wash.	5	7	5	11	15	7

National Football League

Offense Defense

	Total	Rush	Pass	Total	Rush	Pass
Ariz.	10	4	18	4T	17	3
Atl.	*1	9	2	24	11	26T
Balt.	20	18	16	3	*1	9
Buff.	22	*1	31	12	15	14
Car.	4	6	7	22	8	25
Chi.	7	23	4	11	19	10
Cin.	12	24	6	15	20	17
Cleve.	19	11	22	29	27	26T
Dallas	3	2	20	16	10	20
Denver	28	19	27	4T	22	*1
Det.	18	26	14	25	21	23
G.B.	25	16	25	10	2	21
Hou.	27	10	30	7	29	2
Ind.	13T	17	13	30	25	29
Jax	29	31	15	8	14	8
K.C.	17	14	19	14	24	12
L.A.	31	28	28	17	23	16
Miami	24	20	23	26	31	13
Minn.	30	32	24	2	4	6
N.E.	5T	7	8	13	9	18
N.O.	2	29	*1	31	26	31
Giants	13T	30	3	19	12	22
Jets	26	21	21	23	6	28
Oak.	8	13	10	32	30	32
Phil.	21	8	26	6	18	4
Pitt.	9	15	9	28	13	30
S.D.	15	22	12	18	5	24
S.F.	32	5	32	27	32	7
Sea.	16	25	11	*1	3	5
T.B.	23	27	17	20	16	19
Tenn.	11	3	29	9	7	11
Wash.	5T	12	5	21	28	15

T = Tied for position

*** = League Leader**

WEEK 6 / THROUGH MONDAY, OCTOBER 17, 2016

AFC / TEAM/OFFENSE RANK

Tm	(A)	(B)	(C)	(D)	(E)	(F)	(G)	(H)	(I)	(J)	(K)	(L)	(M)	(N)	(O)	(P)	(Q)
BAL	10	16	10	10	8	16	7	5	4	13	10t	14	1	6	14	12	1t
BUF	11	7	1	1	16	14	4	11	14t	9	2	7	9	15	9	2	9t
CIN	5	8	15	15	1	3	2	13	2t	15	4t	16	13	12	11	14	5
CLE	9	9	5	4	11	8	10	14	14t	10	9	15	16	7	6	13	16
DEN	15	14	11	13	13	12	9	12	6	11	1	6	3	8	5	7	6
HOU	14	15	4	9	15	15	13	6	12t	8	15	4	7	4	12	15	8
IND	6	10	9	8	6	9	8	16	1	4	7t	10	8	1	2	3	1t
JAC	16	13	16	16	7	10	14	9	11	16	3	9	11	3	1	9	9t
KC	8	11	7	7	9	13	3	10	5	5	4t	1	4	14	10	8	7
MIA	12	2	12	5	12	4	15	15	16	14	16	2	5	5	3	11	15
NE	1	3	3	12	2	1	1	7	2t	3	6	8	15	11	4	6	12t
NYJ	13	12	13	11	10	11	16	2	12t	7	7t	11	2	13	15	16	4
OAK	2	1	6	3	4	5	5	1	8t	12	10t	3	10	2	7	5	14
PIT	3	4	8	6	3	6	11	4	8t	1	13	5	12	10	8	4	9t
SD	7	6	14	14	5	2	6	8	7	6	12	12	14	16	13	1	3
TEN	4	5	2	2	14	7	12	3	10	2	14	13	6	9	16	10	12t

AFC / OPPONENT/DEFENSE RANK

Tm	(A)	(B)	(C)	(D)	(E)	(F)	(G)	(H)	(I)	(J)	(K)	(L)	(M)	(N)	(O)	(P)	(Q)	(R)	(S)
BAL	1	3	1	1	4	4	2	10	1	2	16	14	6	9	12	4	1	7	1
BUF	6	5	8	4	8	9	3	2	7	3	3	1	4	5	6	2	14	1	9
CIN	9	11	9	10	9	12	9	6	6	10	5t	9	13	14	14	10	10	14	6
CLE	14	12	13	7t	12	14	5	12	14	16	5t	10	12	12	13	16	3t	15	15
DEN	2	1	10	7t	1	1	7	1	5	7	13	6	1	16	16	3	13	3	4
HOU	3	4	14	11	2	3	11	3	3	5	1	13	8	11	8	7t	15t	12	5
IND	15	15	12	15	14	13	16	15	16	11	11t	7	7	15	15	15	11t	10	13
JAC	4	2	7	6	3	2	12	5	11	15	7t	4	15	8	9	11	15t	13	8
KC	8	10	11	12	6	10	1	13	4	13	7t	2	16	6	2	5	3t	6	7
MIA	12	9	16	13	7	7	13	8	12	1	11t	8	3	1	1	9	5	11	14
NE	7	7	5	3	10	8	10	11	8	14	2	5	2	4	5	1	2	2	3
NYJ	11	13	3	2	13	15	15	7	13	12	4	12	5	2	10	14	11t	16	12
OAK	16	16	15	16	16	16	8	14	15	4	7t	16	9t	10	4	13	6t	9	16
PIT	13	14	6	14	15	11	14	16	9	6	10	11	11	3	3	6	9	4	11
SD	10	6	2	5	11	5	6	9	10	9	15	3	9t	7	7	12	6t	5	10
TEN	5	8	4	9	5	6	4	4	2	8	14	15	14	13	11	7t	8	8	2

- (A) Total Yards per Game
- (B) Yards per Play
- (C) Rushing Yards per Game
- (D) Rushing Yards per Attempt
- (E) Passing Net Yards per Game
- (F) Passing Net Yards per Play
- (G) Passing, Percent Had Intercepted
- (H) Sacks per Pass Play
- (I) First Downs per Game
- (J) Third Down Efficiency
- (K) Fourth Down Efficiency
- (L) Punt Return Average
- (M) Kickoff Return Average
- (N) Gross Punting Average
- (O) Net Punting Average
- (P) Points per Game
- (Q) Field Goal Percentage
- Combined Offense/Defense Rank
- (R) Points per Game Differential
- (S) Net Yards per Game Differential

WEEK 6 / THROUGH MONDAY, OCTOBER 17, 2016

NFC / TEAM/OFFENSE RANK

Tm	(A)	(B)	(C)	(D)	(E)	(F)	(G)	(H)	(I)	(J)	(K)	(L)	(M)	(N)	(O)	(P)	(Q)
ARI	7	10	2	3	10	13	12	9	4t	5	16	16	10	16	15	6	10
ATL	1	1	6	6	2	1	6	14	3	12	5t	4	9	8	5	1	1t
CAR	4	7	4	4	6	12	16	11	4t	7	7	15	8	3	6	4	12t
CHI	6	4	9	5	4	8	4	7	10	15t	15	7	11	14	16	16	14
DAL	3	3	1	2	11	2	2	4	1	2	1t	13	4	4	11	5	11
DET	10	8	11	10	8	9	8	13	7	3t	1t	2	12	2	1	7	8
GB	13	12	8	8	13	14	9	5	9	1	12t	12	6	15	12	10	1t
LA	15	13	13	15	15	10	13	12	16	11	14	10	7	9	4	15	1t
MIN	14	14	16	16	12	6	1	6	15	8	8t	3	5	13	7	8	12t
NO	2	5	14	12	1	3	7	2	2	3t	4	6	15	1	2	2	15
NYG	8	6	15	11	3	4	10	3	11	14	8t	14	2	5	8	13	6
PHI	11	9	5	7	14	11	3	16	12t	15t	1t	8	1	11	13	3	5
SF	16	16	3	9	16	16	14	15	14	13	11	11	14	7	9	11	9
SEA	9	11	10	14	7	7	5	8	12t	10	5t	5	13	12	10	12	7
TB	12	15	12	13	9	15	15	10	8	9	8t	9	16	6	3	14	16
WAS	5	2	7	1	5	5	11	1	6	6	12t	1	3	10	14	9	4

NFC / OPPONENT/DEFENSE RANK

Tm	(A)	(B)	(C)	(D)	(E)	(F)	(G)	(H)	(I)	(J)	(K)	(L)	(M)	(N)	(O)	(P)	(Q)	(R)	(S)
ARI	3	2	9	8	1	2	1	4	2	6	4t	12	2	4	12	4	8	4	1
ATL	13	10	6	9	15	9	7	14	15	8	14	4	7	14	14	12	5	5	3
CAR	12	13	4	3	14	15	4	9	6	11	10t	15	1	12	16	14	4	10t	7
CHI	6	6	11	7	6	10	8	7	8	5	16	16	12	16	15	10	15	14	5
DAL	7	12	5	12	10	11	11t	12	11t	14	4t	13	10	3	5	5	9t	3	4
DET	14	16	12	13	13	14	14	8	11t	16	3	1	5	9	1	11	6	9	13
GB	5	7	1	1	11	12	13	3	5	4	13	8t	15	1	9	7	14	7	12
LA	8	5	13	10	8	6	11t	15	14	13	15	2	8	6	6	8	7	13	15
MIN	2	1	3	6	4	1	2	2	3	3	1	5	11	8	3	1	1t	2	9
NO	16	15	14	11	16	13	15	13	16	9	8t	7	6	13	7	16	11t	12	11
NYG	9	4	7	4	12	5	16	16	10	10	10t	10	4	10	13	6	11t	10t	10
PHI	4	8	10	14	2	4	5	5	4	7	2	14	3	15	10	2t	1t	1	6
SF	15	9	16	15	5	7	6	11	9	12	6	11	9	5	11	15	13	16	16
SEA	1	3	2	2	3	3	3	1	1	1	8t	6	14	2	4	2t	3	6	2
TB	10	14	8	5	9	16	9	10	7	2	10t	3	13	7	8	13	9t	15	14
WAS	11	11	15	16	7	8	10	6	13	15	7	8t	16	11	2	9	16	8	8

- (A) Total Yards per Game
- (B) Yards per Play
- (C) Rushing Yards per Game
- (D) Rushing Yards per Attempt
- (E) Passing Net Yards per Game
- (F) Passing Net Yards per Play
- (G) Passing, Percent Had Intercepted
- (H) Sacks per Pass Play
- (I) First Downs per Game
- (J) Third Down Efficiency
- (K) Fourth Down Efficiency
- (L) Punt Return Average
- (M) Kickoff Return Average
- (N) Gross Punting Average
- (O) Net Punting Average
- (P) Points per Game
- (Q) Field Goal Percentage
- Combined Offense/Defense Rank
- (R) Points per Game Differential
- (S) Net Yards per Game Differential

WEEK 6 / THROUGH MONDAY, OCTOBER 17, 2016**NFL / TEAM/OFFENSE RANK**

Tm	(A)	(B)	(C)	(D)	(E)	(F)	(G)	(H)	(I)	(J)	(K)	(L)	(M)	(N)	(O)	(P)	(Q)
BAL	20	29	18	18	16	31	13	8	12	27	20t	28	2	10	27	24	1t
BUF	22	15	1	1	31	28	9	27	27t	19	6	16	21	28	14	4t	20t
CIN	12	16	24	26	6	10	6	29	10t	31	8t	31t	25	23	23	29	14
CLE	19	17	11	6	22	20	19	30	27t	20	19	29	31	11	11	26	30
DEN	28	27	19	22	27	26	17	28	15	21	4	15	6	14	10	16	15t
HOU	27	28	10	15	30	30	27	13	25t	18	28t	8	17	8	25	30	19
IND	13t	19	17	14	13	21	14	32	6t	9	14t	21	20	2	4	7	1t
JAC	29	26	31	28	15	22	28	23	24	32	7	20	23	5	2	21	20t
KC	17	21	14	11	19	27	7	25	13t	10	8t	5	11	27	19	18	18
MIA	24	6	20	7	23	13	29	31	32	30	31t	6	13	9	7	23	29
NE	5t	8	7	21	8	2	1t	17	10t	7	12t	18	27	21	9	13	23t
NYJ	26	23	21	19	21	24	32	4	25t	17	14t	23	3	26	29	32	9t
OAK	8	4	13	3	10	14	10	1	18t	24	20t	7	22	4	12	11	27t
PIT	9	10	15	8	9	16	21t	7	18t	5	26	12	24	18	13	9	20t
SD	15	12	22	24	12	4	12	18	16t	14	23t	25	26	30	26	3	7
TEN	11	11	3	2	29	18	24	6	23	6	27	27	15	15	30	22	23t
ARI	10	20	4	9	18	23	23	15	4t	8	31t	31t	16	32	31	10	15t
ATL	1	1	9	13	2	1	11	22	3	23	8t	4	14	17	8	1	1t
CAR	4	13	6	10	7	19	31	19	4t	12	12t	30	12	6	15	6	23t
CHI	7	5	23	12	4	11	5	12	16t	28t	30	11	18	29	32	31	27t
DAL	3	3	2	5	20	3	3	9	1	2	1t	24	7	7	21	8	17
DET	18	14	26	23	14	12	16	21	8	3t	1t	2	19	3	1	12	12
GB	25	24	16	17	25	25	18	10	13t	1	23t	22	9	31	22	17	1t
LA	31	25	28	31	28	15	25	20	31	22	28t	17	10	19	6	28	1t
MIN	30	30	32	32	24	8	1t	11	30	13	14t	3	8	25	16	14	23t
NO	2	7	29	27	1	5	15	3	2	3t	5	10	30	1	3	2	31
NYG	13t	9	30	25	3	6	20	5	20	26	14t	26	4	12	17	25	9t
PHI	21	18	8	16	26	17	4	26	21t	28t	1t	13	1	22	24	4t	8
SF	32	32	5	20	32	32	26	24	27t	25	22	19	29	16	18	19	13
SEA	16	22	25	30	11	9	8	14	21t	16	8t	9	28	24	20	20	11
TB	23	31	27	29	17	29	30	16	9	15	14t	14	32	13	5	27	32
WAS	5t	2	12	4	5	7	21t	2	6t	11	23t	1	5	20	28	15	6

- (A) Total Yards per Game
- (B) Yards per Play
- (C) Rushing Yards per Game
- (D) Rushing Yards per Attempt
- (E) Passing Net Yards per Game
- (F) Passing Net Yards per Play
- (G) Passing, Percent Had Intercepted
- (H) Sacks per Pass Play
- (I) First Downs per Game
- (J) Third Down Efficiency
- (K) Fourth Down Efficiency
- (L) Punt Return Average
- (M) Kickoff Return Average
- (N) Gross Punting Average
- (O) Net Punting Average
- (P) Points per Game
- (Q) Field Goal Percentage

WEEK 6 / THROUGH MONDAY, OCTOBER 17, 2016

NFL / OPPONENT/DEFENSE RANK

Tm	(A)	(B)	(C)	(D)	(E)	(F)	(G)	(H)	(I)	(J)	(K)	(L)	(M)	(N)	(O)	(P)	(Q)	(R)	(S)
BAL	3	6	1	4	9	7	3	21	1	4	31	27	11	17	25	9	1	13	4
BUF	12	9	15	10	14	17	6	2	15	5	4	1	9	7	11	5	28	3	21
CIN	15	25	20	20	17	25	14	12	11	17	7t	15	25	24	27t	20	17t	27	15
CLE	29	26	27	16t	26t	28	9	27	27	31	7t	19	22	21	26	29t	5t	31	29
DEN	4t	2	22	16t	1	2	11	1	8	12	19t	10	1	32	32	8	26t	9	9
HOU	7	7	29	21	2	6	24	7	4	9	1t	25	16	20	13t	12t	30t	24	14
IND	30	31	25	28	29	27	31	30	31	18	16t	11	13	28	29	28	19t	19	27
JAC	8	4	14	12	8	4	25	11	21	28	10t	7	29	15	17	21	30t	26	18
KC	14	20	24	24	12	19	1	28	6t	24	10t	3	30	8	2	10	5t	12	17
MIA	26	15	31	25	13	15	27	18	22t	3	16t	13	6t	1	1	15	7	23	28
NE	13	13	9	9	18	16	20	22	16	27	3	9	2	6	10	2	2t	4	7
NYJ	23	28	6	5	28	31	30	16	25t	20	5	21	10	2	21	25	19t	32	26
OAK	32	32	30	30	32	32	13	29	29	8	10t	30	17t	19	8	24	8t	18	31
PIT	28	29	13	26	30	22	28	31	17t	10	15	20	20	3	5	11	14	10	23
SD	18	11	5	11	24	9	10	20	19t	16	27t	4	17t	10	12	23	8t	11	22
TEN	9	14	7	18	11	14	7	9	3	14	23t	29	26	23	23	12t	12t	17	6
ARI	4t	3	17	14	3	3	2	6	5	13	10t	24	4	11	22	6	17t	6	1
ATL	24	19	11	15	26t	18	16	25	30	19	29	8	14	29	27t	26	12t	7	3
CAR	22	23	8	3	25	29	8	15	12	23	23t	31	3	26	31	29t	11	20t	11
CHI	11	12	19	13	10	20	17	13	14	11	32	32	24	31	30	19	29	28	8
DAL	16	22	10	23	20	21	21t	23	22t	29	10t	26	21	9	9	7	19t	5	5
DET	25	30	21	27	23	26	26	14	22t	32	7t	2	8	18	3	22	15	16	24
GB	10	16	2	1	21	23	23	5	10	7	27t	17t	31	4	18	16	26t	14	20
LA	17	10	23	19	16	11	21t	26	28	26	30	5	15	13	13t	17	16	25	30
MIN	2	1	4	8	6	1	4	4	6t	6	1t	12	23	16	6	1	2t	2	13
NO	31	27	26	22	31	24	29	24	32	21	21t	16	12	27	15	32	23t	22	19
NYG	19	8	12	6	22	10	32	32	19t	22	23t	22	6t	22	24	14	23t	20t	16
PHI	6	17	18	29	4	8	12	8	9	15	6	28	5	30	19	3t	2t	1	10
SF	27	18	32	31	7	12	15	19	17t	25	16t	23	19	12	20	31	25	30	32
SEA	1	5	3	2	5	5	5	3	2	1	21t	14	28	5	7	3t	10	8	2
TB	20	24	16	7	19	30	18	17	13	2	23t	6	27	14	16	27	19t	29	25
WAS	21	21	28	32	15	13	19	10	25t	30	19t	17t	32	25	4	18	30t	15	12

- (A) Total Yards per Game
- (B) Yards per Play
- (C) Rushing Yards per Game
- (D) Rushing Yards per Attempt
- (E) Passing Net Yards per Game
- (F) Passing Net Yards per Play
- (G) Passing, Percent Had Intercepted
- (H) Sacks per Pass Play
- (I) First Downs per Game
- (J) Third Down Efficiency
- (K) Fourth Down Efficiency
- (L) Punt Return Average
- (M) Kickoff Return Average
- (N) Gross Punting Average
- (O) Net Punting Average
- (P) Points per Game
- (Q) Field Goal Percentage
- (R) Points per Game Differential
- (S) Net Yards per Game Differential

WEEK 6 / THROUGH MONDAY, OCTOBER 17, 2016**AFC / TOTAL OFFENSE**

Rank	Team	Total	Rushing	Passing	Total	Rushing	Passing
1)	New England	2323	719	1604	387.2	119.8	267.3
2)	Oakland	2244	661	1583	374.0	110.2	263.8
3)	Pittsburgh	2231	638	1593	371.8	106.3	265.5
4)	Tennessee	2197	880	1317	366.2	146.7	219.5
5)	Cincinnati	2189	539	1650	364.8	89.8	275.0
6)	Indianapolis	2185	611	1574	364.2	101.8	262.3
7)	San Diego	2131	551	1580	355.2	91.8	263.3
8)	Kansas City	1760	544	1216	352.0	108.8	243.2
9)	Cleveland	2088	664	1424	348.0	110.7	237.3
10)	Baltimore	2082	593	1489	347.0	98.8	248.2
11)	Buffalo	2024	998	1026	337.3	166.3	171.0
12)	Miami	1993	584	1409	332.2	97.3	234.8
13)	New York Jets	1989	555	1434	331.5	92.5	239.0
14)	Houston	1966	667	1299	327.7	111.2	216.5
15)	Denver	1940	591	1349	323.3	98.5	224.8
16)	Jacksonville	1600	355	1245	320.0	71.0	249.0

AFC / TOTAL DEFENSE

Rank	Team	Total	Rushing	Passing	Total	Rushing	Passing
1)	Baltimore	1769	418	1351	294.8	69.7	225.2
2)	Denver	1770	676	1094	295.0	112.7	182.3
3)	Houston	1894	758	1136	315.7	126.3	189.3
4)	Jacksonville	1607	515	1092	321.4	103.0	218.4
5)	Tennessee	1944	531	1413	324.0	88.5	235.5
6)	Buffalo	2071	619	1452	345.2	103.2	242.0
7)	New England	2082	552	1530	347.0	92.0	255.0
8)	Kansas City	1766	583	1183	353.2	116.6	236.6
9)	Cincinnati	2130	649	1481	355.0	108.2	246.8
10)	San Diego	2179	501	1678	363.2	83.5	279.7
11)	New York Jets	2253	513	1740	375.5	85.5	290.0
12)	Miami	2302	882	1420	383.7	147.0	236.7
13)	Pittsburgh	2369	607	1762	394.8	101.2	293.7
14)	Cleveland	2420	708	1712	403.3	118.0	285.3
15)	Indianapolis	2467	706	1761	411.2	117.7	293.5
16)	Oakland	2669	793	1876	444.8	132.2	312.7

WEEK 6 / THROUGH MONDAY, OCTOBER 17, 2016**NFC / TOTAL OFFENSE**

Rank	Team	Total	Rushing	Passing	Total	Rushing	Passing
1)	Atlanta	2649	672	1977	441.5	112.0	329.5
2)	New Orleans	2067	390	1677	413.4	78.0	335.4
3)	Dallas	2409	967	1442	401.5	161.2	240.3
4)	Carolina	2366	726	1640	394.3	121.0	273.3
5)	Washington	2323	662	1661	387.2	110.3	276.8
6)	Chicago	2251	546	1705	375.2	91.0	284.2
7)	Arizona	2212	746	1466	368.7	124.3	244.3
8)	New York Giants	2185	456	1729	364.2	76.0	288.2
9)	Seattle	1763	444	1319	352.6	88.8	263.8
10)	Detroit	2096	532	1564	349.3	88.7	260.7
11)	Philadelphia	1694	568	1126	338.8	113.6	225.2
12)	Tampa Bay	1679	443	1236	335.8	88.6	247.2
13)	Green Bay	1659	526	1133	331.8	105.2	226.6
14)	Minnesota	1513	353	1160	302.6	70.6	232.0
15)	Los Angeles	1808	485	1323	301.3	80.8	220.5
16)	San Francisco	1757	740	1017	292.8	123.3	169.5

NFC / TOTAL DEFENSE

Rank	Team	Total	Rushing	Passing	Total	Rushing	Passing
1)	Seattle	1418	373	1045	283.6	74.6	209.0
2)	Minnesota	1438	389	1049	287.6	77.8	209.8
3)	Arizona	1770	624	1146	295.0	104.0	191.0
4)	Philadelphia	1560	523	1037	312.0	104.6	207.4
5)	Green Bay	1695	362	1333	339.0	72.4	266.6
6)	Chicago	2047	646	1401	341.2	107.7	233.5
7)	Dallas	2150	553	1597	358.3	92.2	266.2
8)	Los Angeles	2171	694	1477	361.8	115.7	246.2
9)	New York Giants	2182	581	1601	363.7	96.8	266.8
10)	Tampa Bay	1831	519	1312	366.2	103.8	262.4
11)	Washington	2199	744	1455	366.5	124.0	242.5
12)	Carolina	2229	537	1692	371.5	89.5	282.0
13)	Atlanta	2277	565	1712	379.5	94.2	285.3
14)	Detroit	2278	650	1628	379.7	108.3	271.3
15)	San Francisco	2339	1046	1293	389.8	174.3	215.5
16)	New Orleans	2097	589	1508	419.4	117.8	301.6

WEEK 6 / THROUGH MONDAY, OCTOBER 17, 2016**NFL / TOTAL OFFENSE**

Rank	Team	Total	Rushing	Passing	Total	Rushing	Passing
1)	Atlanta	2649	672	1977	441.5	112.0	329.5
2)	New Orleans	2067	390	1677	413.4	78.0	335.4
3)	Dallas	2409	967	1442	401.5	161.2	240.3
4)	Carolina	2366	726	1640	394.3	121.0	273.3
5t)	New England	2323	719	1604	387.2	119.8	267.3
5t)	Washington	2323	662	1661	387.2	110.3	276.8
7)	Chicago	2251	546	1705	375.2	91.0	284.2
8)	Oakland	2244	661	1583	374.0	110.2	263.8
9)	Pittsburgh	2231	638	1593	371.8	106.3	265.5
10)	Arizona	2212	746	1466	368.7	124.3	244.3
11)	Tennessee	2197	880	1317	366.2	146.7	219.5
12)	Cincinnati	2189	539	1650	364.8	89.8	275.0
13t)	Indianapolis	2185	611	1574	364.2	101.8	262.3
13t)	New York Giants	2185	456	1729	364.2	76.0	288.2
15)	San Diego	2131	551	1580	355.2	91.8	263.3
16)	Seattle	1763	444	1319	352.6	88.8	263.8
17)	Kansas City	1760	544	1216	352.0	108.8	243.2
18)	Detroit	2096	532	1564	349.3	88.7	260.7
19)	Cleveland	2088	664	1424	348.0	110.7	237.3
20)	Baltimore	2082	593	1489	347.0	98.8	248.2
21)	Philadelphia	1694	568	1126	338.8	113.6	225.2
22)	Buffalo	2024	998	1026	337.3	166.3	171.0
23)	Tampa Bay	1679	443	1236	335.8	88.6	247.2
24)	Miami	1993	584	1409	332.2	97.3	234.8
25)	Green Bay	1659	526	1133	331.8	105.2	226.6
26)	New York Jets	1989	555	1434	331.5	92.5	239.0
27)	Houston	1966	667	1299	327.7	111.2	216.5
28)	Denver	1940	591	1349	323.3	98.5	224.8
29)	Jacksonville	1600	355	1245	320.0	71.0	249.0
30)	Minnesota	1513	353	1160	302.6	70.6	232.0
31)	Los Angeles	1808	485	1323	301.3	80.8	220.5
32)	San Francisco	1757	740	1017	292.8	123.3	169.5

NFL / TOTAL DEFENSE

Rank	Team	Total	Rushing	Passing	Total	Rushing	Passing
1)	Seattle	1418	373	1045	283.6	74.6	209.0
2)	Minnesota	1438	389	1049	287.6	77.8	209.8
3)	Baltimore	1769	418	1351	294.8	69.7	225.2
4t)	Denver	1770	676	1094	295.0	112.7	182.3
4t)	Arizona	1770	624	1146	295.0	104.0	191.0
6)	Philadelphia	1560	523	1037	312.0	104.6	207.4
7)	Houston	1894	758	1136	315.7	126.3	189.3
8)	Jacksonville	1607	515	1092	321.4	103.0	218.4
9)	Tennessee	1944	531	1413	324.0	88.5	235.5
10)	Green Bay	1695	362	1333	339.0	72.4	266.6
11)	Chicago	2047	646	1401	341.2	107.7	233.5
12)	Buffalo	2071	619	1452	345.2	103.2	242.0
13)	New England	2082	552	1530	347.0	92.0	255.0
14)	Kansas City	1766	583	1183	353.2	116.6	236.6
15)	Cincinnati	2130	649	1481	355.0	108.2	246.8
16)	Dallas	2150	553	1597	358.3	92.2	266.2
17)	Los Angeles	2171	694	1477	361.8	115.7	246.2
18)	San Diego	2179	501	1678	363.2	83.5	279.7
19)	New York Giants	2182	581	1601	363.7	96.8	266.8
20)	Tampa Bay	1831	519	1312	366.2	103.8	262.4
21)	Washington	2199	744	1455	366.5	124.0	242.5
22)	Carolina	2229	537	1692	371.5	89.5	282.0
23)	New York Jets	2253	513	1740	375.5	85.5	290.0
24)	Atlanta	2277	565	1712	379.5	94.2	285.3
25)	Detroit	2278	650	1628	379.7	108.3	271.3
26)	Miami	2302	882	1420	383.7	147.0	236.7
27)	San Francisco	2339	1046	1293	389.8	174.3	215.5
28)	Pittsburgh	2369	607	1762	394.8	101.2	293.7
29)	Cleveland	2420	708	1712	403.3	118.0	285.3
30)	Indianapolis	2467	706	1761	411.2	117.7	293.5
31)	New Orleans	2097	589	1508	419.4	117.8	301.6
32)	Oakland	2669	793	1876	444.8	132.2	312.7

WEEK 6 / THROUGH MONDAY, OCTOBER 17, 2016

AFC / TAKE-AWAYS, GIVE-AWAYS

Rank	Team	TAKE-AWAYS			GIVE-AWAYS			Net Diff
		Int	Fum	Total	Int	Fum	Total	
1)	Buffalo	6	6	12	2	2	4	= +8
2t)	Kansas City	9	3	12	2	5	7	= +5
2t)	Oakland	5	5	10	3	2	5	= +5
4)	New England	4	4	8	0	4	4	= +4
5t)	Baltimore	8	3	11	4	4	8	= +3
5t)	Denver	5	6	11	4	4	8	= +3
7)	Cincinnati	4	3	7	2	3	5	= +2
8)	Indianapolis	2	4	6	4	2	6	= 0
9)	Cleveland	6	1	7	5	3	8	= -1
10t)	Pittsburgh	3	3	6	6	2	8	= -2
10t)	San Diego	7	4	11	3	10	13	= -2
12)	Tennessee	6	0	6	6	3	9	= -3
13t)	Houston	3	3	6	8	2	10	= -4
13t)	Jacksonville	3	2	5	7	2	9	= -4
15)	Miami	3	3	6	7	4	11	= -5
16)	New York Jets	2	2	4	12	3	15	= -11
	Totals	76	52	128	75	55	130	= -2

NFC / TAKE-AWAYS, GIVE-AWAYS

Rank	Team	TAKE-AWAYS			GIVE-AWAYS			Net Diff
		Int	Fum	Total	Int	Fum	Total	
1)	Minnesota	7	5	12	0	1	1	= +11
2)	Philadelphia	4	4	8	1	1	2	= +6
3t)	Arizona	9	5	14	7	3	10	= +4
3t)	Dallas	4	5	9	1	4	5	= +4
5)	New Orleans	2	6	8	4	2	6	= +2
6t)	Atlanta	5	1	6	3	2	5	= +1
6t)	Seattle	5	1	6	2	3	5	= +1
6t)	Washington	4	5	9	6	2	8	= +1
9t)	Los Angeles	4	5	9	6	3	9	= 0
9t)	San Francisco	4	6	10	6	4	10	= 0
11t)	Chicago	4	2	6	2	5	7	= -1
11t)	Detroit	3	1	4	4	1	5	= -1
13)	Green Bay	3	3	6	4	5	9	= -3
14)	Tampa Bay	3	3	6	8	3	11	= -5
15)	Carolina	6	2	8	10	6	16	= -8
16)	New York Giants	2	1	3	6	7	13	= -10
	Totals	69	55	124	70	52	122	= +2

NFL / TAKE-AWAYS, GIVE-AWAYS

Rank	Team	TAKE-AWAYS			GIVE-AWAYS			Net Diff
		Int	Fum	Total	Int	Fum	Total	
1)	Minnesota	7	5	12	0	1	1	= +11
2)	Buffalo	6	6	12	2	2	4	= +8
3)	Philadelphia	4	4	8	1	1	2	= +6
4t)	Kansas City	9	3	12	2	5	7	= +5
4t)	Oakland	5	5	10	3	2	5	= +5
6t)	New England	4	4	8	0	4	4	= +4
6t)	Arizona	9	5	14	7	3	10	= +4
6t)	Dallas	4	5	9	1	4	5	= +4
9t)	Baltimore	8	3	11	4	4	8	= +3
9t)	Denver	5	6	11	4	4	8	= +3
11t)	Cincinnati	4	3	7	2	3	5	= +2
11t)	New Orleans	2	6	8	4	2	6	= +2
13t)	Atlanta	5	1	6	3	2	5	= +1
13t)	Seattle	5	1	6	2	3	5	= +1
13t)	Washington	4	5	9	6	2	8	= +1
16t)	Indianapolis	2	4	6	4	2	6	= 0
16t)	Los Angeles	4	5	9	6	3	9	= 0
16t)	San Francisco	4	6	10	6	4	10	= 0
19t)	Cleveland	6	1	7	5	3	8	= -1
19t)	Chicago	4	2	6	2	5	7	= -1
19t)	Detroit	3	1	4	4	1	5	= -1
22t)	Pittsburgh	3	3	6	6	2	8	= -2
22t)	San Diego	7	4	11	3	10	13	= -2
24t)	Tennessee	6	0	6	6	3	9	= -3
24t)	Green Bay	3	3	6	4	5	9	= -3
26t)	Houston	3	3	6	8	2	10	= -4
26t)	Jacksonville	3	2	5	7	2	9	= -4
28t)	Miami	3	3	6	7	4	11	= -5
28t)	Tampa Bay	3	3	6	8	3	11	= -5
30)	Carolina	6	2	8	10	6	16	= -8
31)	New York Giants	2	1	3	6	7	13	= -10
32)	New York Jets	2	2	4	12	3	15	= -11
	Totals	145	107	252	145	107	252	= 0

WEEK 6 / THROUGH MONDAY, OCTOBER 17, 2016**AFC / TEAM/OFFENSE INSIDE THE 20**

Rank	Team	Poss	Pts	TD	TD%	FG	Score	Score%
1)	Oakland	15	93	12	80.0	3	15	100.0
2)	Pittsburgh	14	80	11	78.6	1	12	85.7
3)	Tennessee	16	90	12	75.0	3	15	93.8
4)	Buffalo	15	85	11	73.3	3	14	93.3
5)	Indianapolis	19	107	13	68.4	5	18	94.7
6)	Cleveland	16	74	10	62.5	2	12	75.0
7)	New England	20	101	12	60.0	6	18	90.0
8)	Jacksonville	14	65	8	57.1	3	11	78.6
9)	Denver	17	82	9	52.9	7	16	94.1
10)	Kansas City	19	83	10	52.6	5	15	78.9
11)	Baltimore	16	74	8	50.0	6	14	87.5
12)	Miami	17	73	8	47.1	6	14	82.4
13)	San Diego	28	126	13	46.4	12	25	89.3
14)	Cincinnati	19	83	8	42.1	9	17	89.5
15)	Houston	15	65	6	40.0	8	14	93.3
16)	New York Jets	22	82	8	36.4	9	17	77.3

AFC / OPPONENTS/DEFENSE INSIDE THE 20

Rank	Team	Poss	Pts	TD	TD%	FG	Score	Score%
1)	Buffalo	18	66	6	33.3	8	14	77.8
2)	Pittsburgh	23	96	9	39.1	11	20	87.0
3)	Kansas City	17	67	7	41.2	6	13	76.5
4)	Houston	19	90	9	47.4	9	18	94.7
5t)	Denver	18	87	9	50.0	8	17	94.4
5t)	Indianapolis	22	104	11	50.0	10	21	95.5
7)	Jacksonville	17	84	9	52.9	7	16	94.1
8)	Tennessee	15	73	8	53.3	6	14	93.3
9)	Oakland	28	129	15	53.6	8	23	82.1
10)	Miami	15	74	9	60.0	4	13	86.7
11)	Baltimore	11	57	7	63.6	3	10	90.9
12)	New York Jets	17	89	11	64.7	4	15	88.2
13)	Cincinnati	19	99	13	68.4	4	17	89.5
14t)	New England	14	78	10	71.4	3	13	92.9
14t)	San Diego	21	119	15	71.4	5	20	95.2
16)	Cleveland	22	126	16	72.7	5	21	95.5

WEEK 6 / THROUGH MONDAY, OCTOBER 17, 2016**NFC / TEAM/OFFENSE INSIDE THE 20**

Rank	Team	Poss	Pts	TD	TD%	FG	Score	Score%
1)	New Orleans	20	122	16	80.0	3	19	95.0
2)	Carolina	21	122	16	76.2	3	19	90.5
3)	Dallas	23	126	15	65.2	7	22	95.7
4)	Arizona	20	106	13	65.0	5	18	90.0
5)	San Francisco	17	93	11	64.7	5	16	94.1
6)	Detroit	19	104	12	63.2	7	19	100.0
7)	Seattle	16	79	9	56.3	6	15	93.8
8t)	Los Angeles	13	64	7	53.8	5	12	92.3
8t)	Minnesota	13	65	7	53.8	5	12	92.3
10t)	Green Bay	19	91	10	52.6	7	17	89.5
10t)	Philadelphia	19	93	10	52.6	8	18	94.7
12)	Atlanta	25	122	13	52.0	10	23	92.0
13)	Tampa Bay	14	59	7	50.0	4	11	78.6
14)	Chicago	19	84	9	47.4	7	16	84.2
15)	New York Giants	17	72	7	41.2	8	15	88.2
16)	Washington	25	103	10	40.0	11	21	84.0

NFC / OPPONENTS/DEFENSE INSIDE THE 20

Rank	Team	Poss	Pts	TD	TD%	FG	Score	Score%
1t)	Carolina	19	84	8	42.1	9	17	89.5
1t)	New York Giants	19	83	8	42.1	9	17	89.5
3)	Seattle	11	48	5	45.5	4	9	81.8
4)	Green Bay	13	60	6	46.2	6	12	92.3
5)	Philadelphia	16	68	8	50.0	4	12	75.0
6)	Dallas	21	97	11	52.4	7	18	85.7
7)	Chicago	19	90	10	52.6	7	17	89.5
8)	Washington	20	95	11	55.0	6	17	85.0
9)	Arizona	12	61	7	58.3	4	11	91.7
10)	Tampa Bay	18	95	11	61.1	6	17	94.4
11)	New Orleans	24	123	15	62.5	6	21	87.5
12)	Minnesota	11	57	7	63.6	3	10	90.9
13)	Los Angeles	23	117	15	65.2	5	20	87.0
14)	San Francisco	21	118	14	66.7	7	21	100.0
15)	Atlanta	19	113	15	78.9	2	17	89.5
16)	Detroit	20	121	16	80.0	3	19	95.0

WEEK 6 / THROUGH MONDAY, OCTOBER 17, 2016**NFL / TEAM/OFFENSE INSIDE THE 20**

Rank	Team	Poss	Pts	TD	TD%	FG	Score	Score%
1t)	New Orleans	20	122	16	80.0	3	19	95.0
1t)	Oakland	15	93	12	80.0	3	15	100.0
3)	Pittsburgh	14	80	11	78.6	1	12	85.7
4)	Carolina	21	122	16	76.2	3	19	90.5
5)	Tennessee	16	90	12	75.0	3	15	93.8
6)	Buffalo	15	85	11	73.3	3	14	93.3
7)	Indianapolis	19	107	13	68.4	5	18	94.7
8)	Dallas	23	126	15	65.2	7	22	95.7
9)	Arizona	20	106	13	65.0	5	18	90.0
10)	San Francisco	17	93	11	64.7	5	16	94.1
11)	Detroit	19	104	12	63.2	7	19	100.0
12)	Cleveland	16	74	10	62.5	2	12	75.0
13)	New England	20	101	12	60.0	6	18	90.0
14)	Jacksonville	14	65	8	57.1	3	11	78.6
15)	Seattle	16	79	9	56.3	6	15	93.8
16t)	Los Angeles	13	64	7	53.8	5	12	92.3
16t)	Minnesota	13	65	7	53.8	5	12	92.3
18)	Denver	17	82	9	52.9	7	16	94.1
19t)	Green Bay	19	91	10	52.6	7	17	89.5
19t)	Kansas City	19	83	10	52.6	5	15	78.9
19t)	Philadelphia	19	93	10	52.6	8	18	94.7
22)	Atlanta	25	122	13	52.0	10	23	92.0
23t)	Baltimore	16	74	8	50.0	6	14	87.5
23t)	Tampa Bay	14	59	7	50.0	4	11	78.6
25)	Chicago	19	84	9	47.4	7	16	84.2
26)	Miami	17	73	8	47.1	6	14	82.4
27)	San Diego	28	126	13	46.4	12	25	89.3
28)	Cincinnati	19	83	8	42.1	9	17	89.5
29)	New York Giants	17	72	7	41.2	8	15	88.2
30t)	Houston	15	65	6	40.0	8	14	93.3
30t)	Washington	25	103	10	40.0	11	21	84.0
32)	New York Jets	22	82	8	36.4	9	17	77.3

NFL / OPPONENTS/DEFENSE INSIDE THE 20

Rank	Team	Poss	Pts	TD	TD%	FG	Score	Score%
1)	Buffalo	18	66	6	33.3	8	14	77.8
2)	Pittsburgh	23	96	9	39.1	11	20	87.0
3)	Kansas City	17	67	7	41.2	6	13	76.5
4t)	Carolina	19	84	8	42.1	9	17	89.5
4t)	New York Giants	19	83	8	42.1	9	17	89.5
6)	Seattle	11	48	5	45.5	4	9	81.8
7)	Green Bay	13	60	6	46.2	6	12	92.3
8)	Houston	19	90	9	47.4	9	18	94.7
9t)	Denver	18	87	9	50.0	8	17	94.4
9t)	Indianapolis	22	104	11	50.0	10	21	95.5
9t)	Philadelphia	16	68	8	50.0	4	12	75.0
12)	Dallas	21	97	11	52.4	7	18	85.7
13)	Chicago	19	90	10	52.6	7	17	89.5
14)	Jacksonville	17	84	9	52.9	7	16	94.1
15)	Tennessee	15	73	8	53.3	6	14	93.3
16)	Oakland	28	129	15	53.6	8	23	82.1
17)	Washington	20	95	11	55.0	6	17	85.0
18)	Arizona	12	61	7	58.3	4	11	91.7
19)	Miami	15	74	9	60.0	4	13	86.7
20)	Tampa Bay	18	95	11	61.1	6	17	94.4
21)	New Orleans	24	123	15	62.5	6	21	87.5
22t)	Baltimore	11	57	7	63.6	3	10	90.9
22t)	Minnesota	11	57	7	63.6	3	10	90.9
24)	New York Jets	17	89	11	64.7	4	15	88.2
25)	Los Angeles	23	117	15	65.2	5	20	87.0
26)	San Francisco	21	118	14	66.7	7	21	100.0
27)	Cincinnati	19	99	13	68.4	4	17	89.5
28t)	New England	14	78	10	71.4	3	13	92.9
28t)	San Diego	21	119	15	71.4	5	20	95.2
30)	Cleveland	22	126	16	72.7	5	21	95.5
31)	Atlanta	19	113	15	78.9	2	17	89.5
32)	Detroit	20	121	16	80.0	3	19	95.0

WEEK 6 / THROUGH MONDAY, OCTOBER 17, 2016**AFC / OFFENSE/TEAMS: FIRST DOWNS, THIRD DOWNS, FOURTH DOWNS**

Rank	Team	FIRST DOWNS				THIRD DOWNS			FOURTH DOWNS		
		Total	Rush	Pass	Pen	Made	Att	Pct	Made	Att	Pct
1)	Indianapolis	130	37	75	18	34	82	41.5	3	6	50.0
2t)	Cincinnati	125	31	81	13	25	78	32.1	4	6	66.7
2t)	New England	125	41	72	12	35	83	42.2	3	5	60.0
4)	Baltimore	123	29	76	18	32	94	34.0	4	10	40.0
5)	Kansas City	102	27	71	4	30	73	41.1	4	6	66.7
6)	Denver	122	34	71	17	29	77	37.7	5	6	83.3
7)	San Diego	121	34	75	12	29	73	39.7	1	3	33.3
8t)	Oakland	120	30	80	10	26	72	36.1	2	5	40.0
8t)	Pittsburgh	120	27	84	9	34	74	45.9	2	7	28.6
10)	Tennessee	118	45	64	9	34	78	43.6	1	4	25.0
11)	Jacksonville	97	21	62	14	17	63	27.0	5	7	71.4
12t)	Houston	114	36	70	8	33	86	38.4	1	6	16.7
12t)	New York Jets	114	31	71	12	30	78	38.5	3	6	50.0
14t)	Buffalo	111	53	50	8	29	76	38.2	3	4	75.0
14t)	Cleveland	111	27	73	11	30	79	38.0	3	7	42.9
16)	Miami	97	29	61	7	23	70	32.9	0	3	0.0
	Totals	1850	532	1136	182	470	1236	38.0	44	91	48.4

AFC / DEFENSE/OPPONENTS: FIRST DOWNS, THIRD DOWNS, FOURTH DOWNS

Rank	Team	FIRST DOWNS				THIRD DOWNS			FOURTH DOWNS		
		Total	Rush	Pass	Pen	Made	Att	Pct	Made	Att	Pct
1)	Baltimore	92	13	71	8	27	82	32.9	7	8	87.5
2)	Tennessee	99	23	67	9	30	80	37.5	2	3	66.7
3)	Houston	100	39	53	8	30	84	35.7	0	4	0.0
4)	Kansas City	91	25	59	7	28	65	43.1	2	5	40.0
5)	Denver	110	35	63	12	30	82	36.6	4	7	57.1
6)	Cincinnati	116	33	70	13	27	70	38.6	1	3	33.3
7)	Buffalo	123	36	74	13	27	80	33.8	2	9	22.2
8)	New England	124	33	82	9	34	77	44.2	1	7	14.3
9)	Pittsburgh	126	33	81	12	28	78	35.9	3	7	42.9
10)	San Diego	127	36	82	9	31	81	38.3	6	8	75.0
11)	Jacksonville	106	31	58	17	33	74	44.6	2	5	40.0
12)	Miami	128	43	73	12	27	83	32.5	3	6	50.0
13)	New York Jets	131	32	86	13	27	67	40.3	1	4	25.0
14)	Cleveland	135	38	86	11	37	79	46.8	1	3	33.3
15)	Oakland	137	46	82	9	25	71	35.2	2	5	40.0
16)	Indianapolis	143	39	92	12	24	62	38.7	1	2	50.0
	Totals	1888	535	1179	174	465	1215	38.3	38	86	44.2

WEEK 6 / THROUGH MONDAY, OCTOBER 17, 2016**NFC / OFFENSE/TEAMS: FIRST DOWNS, THIRD DOWNS, FOURTH DOWNS**

Rank	Team	FIRST DOWNS				THIRD DOWNS			FOURTH DOWNS		
		Total	Rush	Pass	Pen	Made	Att	Pct	Made	Att	Pct
1)	Dallas	144	59	73	12	34	73	46.6	3	3	100.0
2)	New Orleans	119	26	86	7	33	71	46.5	4	5	80.0
3)	Atlanta	138	40	92	6	26	70	37.1	6	9	66.7
4t)	Arizona	137	41	83	13	34	81	42.0	0	1	0.0
4t)	Carolina	137	39	87	11	33	81	40.7	3	5	60.0
6)	Washington	130	36	80	14	29	71	40.8	2	6	33.3
7)	Detroit	129	34	79	16	33	71	46.5	5	5	100.0
8)	Tampa Bay	106	27	66	13	27	69	39.1	2	4	50.0
9)	Green Bay	102	30	59	13	34	69	49.3	1	3	33.3
10)	Chicago	121	30	86	5	24	72	33.3	1	7	14.3
11)	New York Giants	119	27	79	13	26	73	35.6	3	6	50.0
12t)	Philadelphia	99	35	54	10	21	63	33.3	4	4	100.0
12t)	Seattle	99	25	65	9	26	67	38.8	2	3	66.7
14)	San Francisco	111	44	56	11	31	87	35.6	3	8	37.5
15)	Minnesota	87	21	61	5	28	70	40.0	1	2	50.0
16)	Los Angeles	103	30	61	12	28	75	37.3	1	6	16.7
	Totals	1881	544	1167	170	467	1163	40.2	41	77	53.2

NFC / DEFENSE/OPPONENTS: FIRST DOWNS, THIRD DOWNS, FOURTH DOWNS

Rank	Team	FIRST DOWNS				THIRD DOWNS			FOURTH DOWNS		
		Total	Rush	Pass	Pen	Made	Att	Pct	Made	Att	Pct
1)	Seattle	82	20	53	9	20	67	29.9	3	5	60.0
2)	Arizona	104	36	60	8	31	83	37.3	2	5	40.0
3)	Minnesota	91	23	53	15	23	68	33.8	0	6	0.0
4)	Philadelphia	92	30	48	14	20	53	37.7	2	7	28.6
5)	Green Bay	95	19	68	8	23	67	34.3	6	8	75.0
6)	Carolina	118	32	82	4	34	80	42.5	2	3	66.7
7)	Tampa Bay	99	23	67	9	19	61	31.1	2	3	66.7
8)	Chicago	119	39	69	11	29	80	36.3	5	5	100.0
9)	San Francisco	126	57	58	11	38	87	43.7	1	2	50.0
10)	New York Giants	127	38	78	11	42	99	42.4	2	3	66.7
11t)	Dallas	128	30	88	10	32	71	45.1	2	5	40.0
11t)	Detroit	128	36	81	11	35	71	49.3	1	3	33.3
13)	Washington	131	43	76	12	34	74	45.9	4	7	57.1
14)	Los Angeles	136	41	76	19	36	82	43.9	5	6	83.3
15)	Atlanta	141	36	90	15	31	80	38.8	7	9	77.8
16)	New Orleans	126	38	77	11	25	61	41.0	3	5	60.0
	Totals	1843	541	1124	178	472	1184	39.9	47	82	57.3

WEEK 6 / THROUGH MONDAY, OCTOBER 17, 2016

NFL / OFFENSE/TEAMS: FIRST DOWNS, THIRD DOWNS, FOURTH DOWNS

Rank	Team	FIRST DOWNS				THIRD DOWNS			FOURTH DOWNS		
		Total	Rush	Pass	Pen	Made	Att	Pct	Made	Att	Pct
1)	Dallas	144	59	73	12	34	73	46.6	3	3	100.0
2)	New Orleans	119	26	86	7	33	71	46.5	4	5	80.0
3)	Atlanta	138	40	92	6	26	70	37.1	6	9	66.7
4t)	Arizona	137	41	83	13	34	81	42.0	0	1	0.0
4t)	Carolina	137	39	87	11	33	81	40.7	3	5	60.0
6t)	Indianapolis	130	37	75	18	34	82	41.5	3	6	50.0
6t)	Washington	130	36	80	14	29	71	40.8	2	6	33.3
8)	Detroit	129	34	79	16	33	71	46.5	5	5	100.0
9)	Tampa Bay	106	27	66	13	27	69	39.1	2	4	50.0
10t)	Cincinnati	125	31	81	13	25	78	32.1	4	6	66.7
10t)	New England	125	41	72	12	35	83	42.2	3	5	60.0
12)	Baltimore	123	29	76	18	32	94	34.0	4	10	40.0
13t)	Kansas City	102	27	71	4	30	73	41.1	4	6	66.7
13t)	Green Bay	102	30	59	13	34	69	49.3	1	3	33.3
15)	Denver	122	34	71	17	29	77	37.7	5	6	83.3
16t)	San Diego	121	34	75	12	29	73	39.7	1	3	33.3
16t)	Chicago	121	30	86	5	24	72	33.3	1	7	14.3
18t)	Oakland	120	30	80	10	26	72	36.1	2	5	40.0
18t)	Pittsburgh	120	27	84	9	34	74	45.9	2	7	28.6
20)	New York Giants	119	27	79	13	26	73	35.6	3	6	50.0
21t)	Philadelphia	99	35	54	10	21	63	33.3	4	4	100.0
21t)	Seattle	99	25	65	9	26	67	38.8	2	3	66.7
23)	Tennessee	118	45	64	9	34	78	43.6	1	4	25.0
24)	Jacksonville	97	21	62	14	17	63	27.0	5	7	71.4
25t)	Houston	114	36	70	8	33	86	38.4	1	6	16.7
25t)	New York Jets	114	31	71	12	30	78	38.5	3	6	50.0
27t)	Buffalo	111	53	50	8	29	76	38.2	3	4	75.0
27t)	Cleveland	111	27	73	11	30	79	38.0	3	7	42.9
27t)	San Francisco	111	44	56	11	31	87	35.6	3	8	37.5
30)	Minnesota	87	21	61	5	28	70	40.0	1	2	50.0
31)	Los Angeles	103	30	61	12	28	75	37.3	1	6	16.7
32)	Miami	97	29	61	7	23	70	32.9	0	3	0.0
	Totals	3731	1076	2303	352	937	2399	39.1	85	168	50.6

NFL / DEFENSE/OPPONENTS: FIRST DOWNS, THIRD DOWNS, FOURTH DOWNS

Rank	Team	FIRST DOWNS				THIRD DOWNS			FOURTH DOWNS		
		Total	Rush	Pass	Pen	Made	Att	Pct	Made	Att	Pct
1)	Baltimore	92	13	71	8	27	82	32.9	7	8	87.5
2)	Seattle	82	20	53	9	20	67	29.9	3	5	60.0
3)	Tennessee	99	23	67	9	30	80	37.5	2	3	66.7
4)	Houston	100	39	53	8	30	84	35.7	0	4	0.0
5)	Arizona	104	36	60	8	31	83	37.3	2	5	40.0
6t)	Kansas City	91	25	59	7	28	65	43.1	2	5	40.0
6t)	Minnesota	91	23	53	15	23	68	33.8	0	6	0.0
8)	Denver	110	35	63	12	30	82	36.6	4	7	57.1
9)	Philadelphia	92	30	48	14	20	53	37.7	2	7	28.6
10)	Green Bay	95	19	68	8	23	67	34.3	6	8	75.0
11)	Cincinnati	116	33	70	13	27	70	38.6	1	3	33.3
12)	Carolina	118	32	82	4	34	80	42.5	2	3	66.7
13)	Tampa Bay	99	23	67	9	19	61	31.1	2	3	66.7
14)	Chicago	119	39	69	11	29	80	36.3	5	5	100.0
15)	Buffalo	123	36	74	13	27	80	33.8	2	9	22.2
16)	New England	124	33	82	9	34	77	44.2	1	7	14.3
17t)	Pittsburgh	126	33	81	12	28	78	35.9	3	7	42.9
17t)	San Francisco	126	57	58	11	38	87	43.7	1	2	50.0
19t)	San Diego	127	36	82	9	31	81	38.3	6	8	75.0
19t)	New York Giants	127	38	78	11	42	99	42.4	2	3	66.7
21)	Jacksonville	106	31	58	17	33	74	44.6	2	5	40.0
22t)	Miami	128	43	73	12	27	83	32.5	3	6	50.0
22t)	Dallas	128	30	88	10	32	71	45.1	2	5	40.0
22t)	Detroit	128	36	81	11	35	71	49.3	1	3	33.3
25t)	New York Jets	131	32	86	13	27	67	40.3	1	4	25.0
25t)	Washington	131	43	76	12	34	74	45.9	4	7	57.1
27)	Cleveland	135	38	86	11	37	79	46.8	1	3	33.3
28)	Los Angeles	136	41	76	19	36	82	43.9	5	6	83.3
29)	Oakland	137	46	82	9	25	71	35.2	2	5	40.0
30)	Atlanta	141	36	90	15	31	80	38.8	7	9	77.8
31)	Indianapolis	143	39	92	12	24	62	38.7	1	2	50.0
32)	New Orleans	126	38	77	11	25	61	41.0	3	5	60.0
	Totals	3731	1076	2303	352	937	2399	39.1	85	168	50.6

WEEK 6 / THROUGH MONDAY, OCTOBER 17, 2016**AFC / FIRST-DOWN PLAYS BY TEAMS**

Rank	Team	Yds/Play	Plays	Yards
1)	Miami	6.72	150	1008
2)	New England	6.02	173	1042
3)	Tennessee	5.92	170	1006
4)	Cleveland	5.77	167	963
5)	Kansas City	5.66	145	820
6)	San Diego	5.54	167	926
7)	Oakland	5.41	168	909
8)	Jacksonville	5.39	140	755
9)	Buffalo	5.37	156	838
10)	Cincinnati	5.34	175	935
11)	Baltimore	5.30	181	960
12)	Indianapolis	4.93	177	872
13)	Houston	4.90	177	867
14)	Pittsburgh	4.85	169	819
15)	New York Jets	4.73	165	781
16)	Denver	4.71	170	801
	TOTAL	5.40	2650	14302

AFC / FIRST-DOWN PLAYS BY OPPONENTS

Rank	Team	Yds/Play	Plays	Yards
1)	Jacksonville	4.31	144	621
2)	Denver	4.59	165	757
3)	Tennessee	4.64	152	706
4)	San Diego	4.91	179	878
5)	Kansas City	4.98	136	677
6)	New England	5.22	171	893
7)	Baltimore	5.32	148	788
8)	New York Jets	5.41	175	947
9)	Miami	5.51	186	1025
10)	Cincinnati	5.54	162	897
11)	Houston	5.69	159	904
12)	Cleveland	5.93	181	1074
13)	Pittsburgh	5.99	175	1049
14)	Buffalo	6.07	175	1062
15)	Indianapolis	6.23	190	1184
16)	Oakland	7.41	184	1364
	TOTAL	5.53	2682	14826

WEEK 6 / THROUGH MONDAY, OCTOBER 17, 2016**NFC / FIRST-DOWN PLAYS BY TEAMS**

Rank	Team	Yds/Play	Plays	Yards
1)	Atlanta	8.43	184	1552
2)	Chicago	7.18	175	1256
3)	Carolina	6.43	191	1228
4)	Washington	6.42	175	1123
5)	Dallas	5.99	181	1085
6)	New Orleans	5.63	155	872
7)	Seattle	5.58	146	814
8)	Arizona	5.56	189	1050
9)	New York Giants	5.50	169	930
10)	Philadelphia	5.15	136	701
11)	San Francisco	5.07	166	842
12)	Detroit	5.04	165	832
13)	Los Angeles	4.97	155	771
14)	Tampa Bay	4.51	156	704
15)	Minnesota	4.29	132	566
16)	Green Bay	4.27	139	593
	TOTAL	5.71	2614	14919

NFC / FIRST-DOWN PLAYS BY OPPONENTS

Rank	Team	Yds/Play	Plays	Yards
1)	Minnesota	3.53	140	494
2)	Arizona	4.75	165	783
3)	Los Angeles	4.76	179	852
4)	Seattle	5.05	130	656
5)	Washington	5.37	175	939
6)	Chicago	5.55	170	943
7)	San Francisco	5.66	184	1042
8)	Atlanta	5.68	181	1028
9)	New York Giants	5.87	178	1044
10)	Philadelphia	5.99	133	797
11)	Green Bay	6.02	133	800
12)	New Orleans	6.07	162	983
13)	Dallas	6.11	169	1033
14)	Carolina	6.14	176	1081
15)	Tampa Bay	6.15	142	874
16)	Detroit	6.34	165	1046
	TOTAL	5.58	2582	14395

WEEK 6 / THROUGH MONDAY, OCTOBER 17, 2016**NFL / FIRST-DOWN PLAYS BY TEAMS**

Rank	Team	Yds/Play	Plays	Yards
1)	Atlanta	8.43	184	1552
2)	Chicago	7.18	175	1256
3)	Miami	6.72	150	1008
4)	Carolina	6.43	191	1228
5)	Washington	6.42	175	1123
6)	New England	6.02	173	1042
7)	Dallas	5.99	181	1085
8)	Tennessee	5.92	170	1006
9)	Cleveland	5.77	167	963
10)	Kansas City	5.66	145	820
11)	New Orleans	5.63	155	872
12)	Seattle	5.58	146	814
13)	Arizona	5.56	189	1050
14)	San Diego	5.54	167	926
15)	New York Giants	5.50	169	930
16)	Oakland	5.41	168	909
17)	Jacksonville	5.39	140	755
18)	Buffalo	5.37	156	838
19)	Cincinnati	5.34	175	935
20)	Baltimore	5.30	181	960
21)	Philadelphia	5.15	136	701
22)	San Francisco	5.07	166	842
23)	Detroit	5.04	165	832
24)	Los Angeles	4.97	155	771
25)	Indianapolis	4.93	177	872
26)	Houston	4.90	177	867
27)	Pittsburgh	4.85	169	819
28)	New York Jets	4.73	165	781
29)	Denver	4.71	170	801
30)	Tampa Bay	4.51	156	704
31)	Minnesota	4.29	132	566
32)	Green Bay	4.27	139	593
	TOTAL	5.55	5264	29221

NFL / FIRST-DOWN PLAYS BY OPPONENTS

Rank	Team	Yds/Play	Plays	Yards
1)	Minnesota	3.53	140	494
2)	Jacksonville	4.31	144	621
3)	Denver	4.59	165	757
4)	Tennessee	4.64	152	706
5)	Arizona	4.75	165	783
6)	Los Angeles	4.76	179	852
7)	San Diego	4.91	179	878
8)	Kansas City	4.98	136	677
9)	Seattle	5.05	130	656
10)	New England	5.22	171	893
11)	Baltimore	5.32	148	788
12)	Washington	5.37	175	939
13)	New York Jets	5.41	175	947
14)	Miami	5.51	186	1025
15)	Cincinnati	5.54	162	897
16)	Chicago	5.55	170	943
17)	San Francisco	5.66	184	1042
18)	Atlanta	5.68	181	1028
19)	Houston	5.69	159	904
20)	New York Giants	5.87	178	1044
21)	Cleveland	5.93	181	1074
22)	Philadelphia	5.99	133	797
23)	Pittsburgh	5.99	175	1049
24)	Green Bay	6.02	133	800
25)	New Orleans	6.07	162	983
26)	Buffalo	6.07	175	1062
27)	Dallas	6.11	169	1033
28)	Carolina	6.14	176	1081
29)	Tampa Bay	6.15	142	874
30)	Indianapolis	6.23	190	1184
31)	Detroit	6.34	165	1046
32)	Oakland	7.41	184	1364
	TOTAL	5.55	5264	29221

WEEK 6 / THROUGH MONDAY, OCTOBER 17, 2016**AFC / KICKOFFS (Receiving Team)**

Rank	Team	TotKO	AdjKO	TB	TB%	EZ	EZ%	OB	I20	Avg.Start
1)	New York Jets	33	31	19	61.3	25	75.8	0	3	26.5
2)	Baltimore	25	25	15	60.0	24	96.0	0	3	25.8
3)	Indianapolis	39	38	22	57.9	29	74.4	0	2	25.3
4)	Tennessee	31	29	15	51.7	18	58.1	2	2	25.0
5)	Buffalo	28	28	15	53.6	21	75.0	0	2	24.8
6)	Houston	31	28	16	57.1	22	71.0	1	3	24.8
7)	Oakland	35	35	20	57.1	25	71.4	1	6	24.2
8)	Denver	28	28	20	71.4	28	100.0	0	5	24.1
9)	New England	23	23	14	60.9	19	82.6	0	4	23.9
10)	San Diego	33	29	17	58.6	23	69.7	1	4	23.7
11)	Jacksonville	29	29	15	51.7	21	72.4	0	5	23.6
12)	Pittsburgh	30	30	21	70.0	26	86.7	0	4	23.6
13)	Miami	32	31	21	67.7	28	87.5	0	5	23.5
14)	Cincinnati	31	31	19	61.3	25	80.6	0	5	23.3
15)	Cleveland	33	33	22	66.7	23	69.7	0	6	23.2
16)	Kansas City	24	24	10	41.7	19	79.2	0	6	22.8
	Totals	485	472	281	59.5	376	79.7	5	65	24.3

AFC / KICKOFFS (Kicking Team)

Rank	Team	TotKO	AdjKO	TB	TB%	EZ	EZ%	OB	I20	Avg.Start
1)	New England	32	30	17	56.7	22	68.8	0	7	22.0
2)	Buffalo	34	32	14	43.8	23	67.6	0	10	23.4
3)	Houston	29	28	1	3.6	12	41.4	1	6	23.5
4)	New York Jets	26	25	12	48.0	19	73.1	0	5	23.6
5)	Miami	25	25	16	64.0	18	72.0	0	4	23.9
6)	Pittsburgh	30	29	21	72.4	27	90.0	0	2	23.9
7)	Indianapolis	38	38	26	68.4	32	84.2	0	5	24.1
8)	Oakland	30	30	15	50.0	20	66.7	0	5	24.2
9)	San Diego	39	39	30	76.9	35	89.7	0	3	24.4
10)	Denver	34	30	21	70.0	21	61.8	0	2	24.4
11)	Cincinnati	28	27	13	48.1	22	78.6	0	6	25.3
12)	Baltimore	29	29	18	62.1	20	69.0	0	2	25.3
13)	Jacksonville	23	21	18	85.7	19	82.6	1	1	25.4
14)	Tennessee	28	27	18	66.7	22	78.6	1	2	26.1
15)	Cleveland	29	27	19	70.4	23	79.3	1	1	26.2
16)	Kansas City	25	23	11	47.8	16	64.0	1	3	28.2
	Totals	479	460	270	58.7	351	76.3	5	64	24.5

Note: Average team drive start DOES NOT include onside kicks or kickoffs at the end of a half unless either kickoff is returned for a touchdown. All other kickoffs (returned kickoffs, fair catches, touchback and kickoffs out of bounds) are included. Kickoffs resulting in the kicking team retaining possession are not included.

ADJ KO: Adjusted kickoffs are used to compute the Avg. Team Drive Start.

I20: The number of drives that start inside (not including) the 20 yd line.

WEEK 6 / THROUGH MONDAY, OCTOBER 17, 2016**NFC / KICKOFFS (Receiving Team)**

Rank	Team	TotKO	AdjKO	TB	TB%	EZ	EZ%	OB	I20	Avg.Start
1)	Philadelphia	20	19	11	57.9	17	85.0	0	1	28.3
2)	Minnesota	18	15	5	33.3	9	50.0	0	1	27.5
3)	Washington	31	30	20	66.7	22	71.0	1	1	26.5
4)	Green Bay	28	28	20	71.4	21	75.0	1	1	26.1
5)	New York Giants	34	34	23	67.6	31	91.2	0	2	25.8
6)	Dallas	26	23	16	69.6	17	65.4	0	0	25.6
7)	Arizona	27	26	14	53.8	18	66.7	0	7	25.0
8)	Seattle	20	19	9	47.4	12	60.0	0	2	24.8
9)	Carolina	36	35	21	60.0	26	72.2	0	5	24.7
10)	Atlanta	33	31	20	64.5	24	72.7	0	3	24.7
11)	San Francisco	38	35	25	71.4	30	78.9	0	4	24.5
12)	Tampa Bay	30	30	26	86.7	27	90.0	0	3	24.2
13)	Chicago	35	33	19	57.6	24	68.6	0	5	23.8
14)	Los Angeles	28	28	17	60.7	25	89.3	0	4	23.3
15)	New Orleans	33	33	22	66.7	25	75.8	0	6	23.2
16)	Detroit	33	33	19	57.6	29	87.9	0	8	22.8
	Totals	470	452	287	63.5	357	79.0	2	53	24.8

NFC / KICKOFFS (Kicking Team)

Rank	Team	TotKO	AdjKO	TB	TB%	EZ	EZ%	OB	I20	Avg.Start
1)	Philadelphia	30	29	17	58.6	21	70.0	0	6	22.3
2)	Atlanta	41	41	27	65.9	36	87.8	0	8	23.2
3)	Los Angeles	27	27	18	66.7	24	88.9	0	4	23.3
4)	Carolina	35	34	24	70.6	27	77.1	0	4	24.0
5)	Tampa Bay	20	20	14	70.0	19	95.0	0	3	24.1
6)	Detroit	32	30	21	70.0	26	81.3	1	5	24.1
7)	New Orleans	30	30	19	63.3	22	73.3	0	4	24.3
8)	Dallas	35	34	22	64.7	30	85.7	0	3	24.3
9)	Chicago	25	24	11	45.8	21	84.0	0	4	24.4
10)	Arizona	31	30	23	76.7	28	90.3	0	2	24.5
11)	Minnesota	27	27	13	48.1	19	70.4	0	2	25.0
12)	Seattle	25	25	18	72.0	23	92.0	0	1	25.1
13)	New York Giants	28	26	18	69.2	19	67.9	1	1	25.9
14)	Green Bay	26	25	12	48.0	21	80.8	0	3	26.1
15)	Washington	35	35	27	77.1	30	85.7	0	2	26.6
16)	San Francisco	29	27	14	51.9	16	55.2	0	2	26.7
	Totals	476	464	298	64.2	382	82.3	2	54	24.6

Note: Average team drive start DOES NOT include onside kicks or kickoffs at the end of a half unless either kickoff is returned for a touchdown. All other kickoffs (returned kickoffs, fair catches, touchback and kickoffs out of bounds) are included. Kickoffs resulting in the kicking team retaining possession are not included.

ADJ KO: Adjusted kickoffs are used to compute the Avg. Team Drive Start.

I20: The number of drives that start inside (not including) the 20 yd line.

WEEK 6 / THROUGH MONDAY, OCTOBER 17, 2016**NFL / KICKOFFS (Receiving Team)**

Rank	Team	TotKO	AdjKO	TB	TB%	EZ	EZ%	OB	I20	Avg.Start
1)	Philadelphia	20	19	11	57.9	17	85.0	0	1	28.3
2)	Minnesota	18	15	5	33.3	9	50.0	0	1	27.5
3)	Washington	31	30	20	66.7	22	71.0	1	1	26.5
4)	New York Jets	33	31	19	61.3	25	75.8	0	3	26.5
5)	Green Bay	28	28	20	71.4	21	75.0	1	1	26.1
6)	Baltimore	25	25	15	60.0	24	96.0	0	3	25.8
7)	New York Giants	34	34	23	67.6	31	91.2	0	2	25.8
8)	Dallas	26	23	16	69.6	17	65.4	0	0	25.6
9)	Indianapolis	39	38	22	57.9	29	74.4	0	2	25.3
10)	Arizona	27	26	14	53.8	18	66.7	0	7	25.0
11)	Tennessee	31	29	15	51.7	18	58.1	2	2	25.0
12)	Seattle	20	19	9	47.4	12	60.0	0	2	24.8
13)	Buffalo	28	28	15	53.6	21	75.0	0	2	24.8
14)	Houston	31	28	16	57.1	22	71.0	1	3	24.8
15)	Carolina	36	35	21	60.0	26	72.2	0	5	24.7
16)	Atlanta	33	31	20	64.5	24	72.7	0	3	24.7
17)	San Francisco	38	35	25	71.4	30	78.9	0	4	24.5
18)	Tampa Bay	30	30	26	86.7	27	90.0	0	3	24.2
19)	Oakland	35	35	20	57.1	25	71.4	1	6	24.2
20)	Denver	28	28	20	71.4	28	100.0	0	5	24.1
21)	New England	23	23	14	60.9	19	82.6	0	4	23.9
22)	Chicago	35	33	19	57.6	24	68.6	0	5	23.8
23)	San Diego	33	29	17	58.6	23	69.7	1	4	23.7
24)	Jacksonville	29	29	15	51.7	21	72.4	0	5	23.6
25)	Pittsburgh	30	30	21	70.0	26	86.7	0	4	23.6
26)	Miami	32	31	21	67.7	28	87.5	0	5	23.5
27)	Cincinnati	31	31	19	61.3	25	80.6	0	5	23.3
28)	Los Angeles	28	28	17	60.7	25	89.3	0	4	23.3
29)	Cleveland	33	33	22	66.7	23	69.7	0	6	23.2
30)	New Orleans	33	33	22	66.7	25	75.8	0	6	23.2
31)	Detroit	33	33	19	57.6	29	87.9	0	8	22.8
32)	Kansas City	24	24	10	41.7	19	79.2	0	6	22.8
	Totals	955	924	568	61.5	733	79.3	7	118	24.5

Note: Average opponent drive start DOES NOT include inside kicks or kickoffs at the end of a half unless either kickoff is returned for a touchdown. All other kickoffs (returned kickoffs, fair catches, touchback and kickoffs out of bounds) are included. Kickoffs resulting in the kicking team retaining possession are not included.

ADJ KO: Adjusted kickoffs are used to compute the Avg. Team Drive Start.

I20: The number of drives that start inside (not including) the 20 yd line.

WEEK 6 / THROUGH MONDAY, OCTOBER 17, 2016**NFL / KICKOFFS (Kicking Team)**

Rank	Team	TotKO	AdjKO	TB	TB%	EZ	EZ%	OB	I20	Avg.Start
1)	New England	32	30	17	56.7	22	68.8	0	7	22.0
2)	Philadelphia	30	29	17	58.6	21	70.0	0	6	22.3
3)	Atlanta	41	41	27	65.9	36	87.8	0	8	23.2
4)	Los Angeles	27	27	18	66.7	24	88.9	0	4	23.3
5)	Buffalo	34	32	14	43.8	23	67.6	0	10	23.4
6)	Houston	29	28	1	3.6	12	41.4	1	6	23.5
7)	New York Jets	26	25	12	48.0	19	73.1	0	5	23.6
8)	Miami	25	25	16	64.0	18	72.0	0	4	23.9
9)	Pittsburgh	30	29	21	72.4	27	90.0	0	2	23.9
10)	Carolina	35	34	24	70.6	27	77.1	0	4	24.0
11)	Tampa Bay	20	20	14	70.0	19	95.0	0	3	24.1
12)	Detroit	32	30	21	70.0	26	81.3	1	5	24.1
13)	Indianapolis	38	38	26	68.4	32	84.2	0	5	24.1
14)	Oakland	30	30	15	50.0	20	66.7	0	5	24.2
15)	New Orleans	30	30	19	63.3	22	73.3	0	4	24.3
16)	Dallas	35	34	22	64.7	30	85.7	0	3	24.3
17)	San Diego	39	39	30	76.9	35	89.7	0	3	24.4
18)	Chicago	25	24	11	45.8	21	84.0	0	4	24.4
19)	Denver	34	30	21	70.0	21	61.8	0	2	24.4
20)	Arizona	31	30	23	76.7	28	90.3	0	2	24.5
21)	Minnesota	27	27	13	48.1	19	70.4	0	2	25.0
22)	Seattle	25	25	18	72.0	23	92.0	0	1	25.1
23)	Cincinnati	28	27	13	48.1	22	78.6	0	6	25.3
24)	Baltimore	29	29	18	62.1	20	69.0	0	2	25.3
25)	Jacksonville	23	21	18	85.7	19	82.6	1	1	25.4
26)	New York Giants	28	26	18	69.2	19	67.9	1	1	25.9
27)	Green Bay	26	25	12	48.0	21	80.8	0	3	26.1
28)	Tennessee	28	27	18	66.7	22	78.6	1	2	26.1
29)	Cleveland	29	27	19	70.4	23	79.3	1	1	26.2
30)	Washington	35	35	27	77.1	30	85.7	0	2	26.6
31)	San Francisco	29	27	14	51.9	16	55.2	0	2	26.7
32)	Kansas City	25	23	11	47.8	16	64.0	1	3	28.2
	Totals	955	924	568	61.5	733	79.3	7	118	24.5

Note: Average team drive start DOES NOT include inside kicks or kickoffs at the end of a half unless either kickoff is returned for a touchdown. All other kickoffs (returned kickoffs, fair catches, touchback and kickoffs out of bounds) are included. Kickoffs resulting in the kicking team retaining possession are not included.

ADJ KO: Adjusted kickoffs are used to compute the Avg. Team Drive Start.

I20: The number of drives that start inside (not including) the 20 yd line.

WEEK 6 / THROUGH MONDAY, OCTOBER 17, 2016**AFC / SINGLE-GAME HIGHS / PLAYERS**

Most Points-- 18, (4 times in Non-Overtime Games)
Passing Yards-- 406, Brady, N.E. at Clev., 10/9, (28-40, 406, 3 td, 0 int)
Longest Pass-- 84, Taylor, Buff. vs. NY-J, 9/15, (to Goodwin, Marquise, td)
Passing Touchdowns-- 5, Roethlisberger, Pitt. vs. K.C., 10/2, (22-27, 300, 5 td, 0 int)
Rushing Yards-- 204, Ajayi, Miami vs. Pitt., 10/16, (25-204, 2 td)
Rushing Attempts-- 32, D. Williams, Pitt. vs. Cin., 9/18, (32-94, 0 td)
Longest Rush-- 85, Crowell, Clev. vs. Balt., 9/18, td
Receptions-- 12, Green, Cin. at NY-J, 9/11, (12-180, 1 td)
Receptions-- 12, Brown, Pitt. at Phil., 9/25, (12-140, 0 td)
Receiving Yards-- 180, Green, Cin. at NY-J, 9/11, (12-180, 1 td)
Kickoff Return Yards-- 125, Tate, Buff. vs. NY-J, 9/15, (5-125, 0 td)
Kickoff Returns-- 5, Mariani, Tenn. vs. Minn., 9/11, (5-118, 0 td)
Kickoff Returns-- 5, Tate, Buff. vs. NY-J, 9/15, (5-125, 0 td)
Longest Kickoff Return-- 65, J. Marshall, NY-J vs. Cin., 9/11
Punt Return Yards-- 74, Grant, Miami vs. Tenn., 10/9, (1-74, 0 fc, 1 td)
Punt Returns-- 5, Greene, Jax vs. Balt., 9/25, (5-51, 0 fc, 0 td)
Punt Returns-- 5, Mariani, Tenn. vs. Clev., 10/16, (5-30, 1 fc, 0 td)
Longest Punt Return-- 74, Grant, Miami vs. Tenn., 10/9, td
Interceptions-- 2, (7 times in Non-Overtime Games)
Longest Interception Return-- 55, Johnson, K.C. vs. NY-J, 9/25, td
Sacks-- 3.0, (4 times in Non-Overtime Games)
Scrimmage Yards-- 207, Ajayi, Miami vs. Pitt., 10/16, (Rush 25-204, Rec 1-3)
Longest Punt-- 78, Nortman, Jax vs. Ind., 10/2
Punts-- 9, Huber, Cin. at Pitt., 9/18, (9-407, 45.2)
Field Goals Made-- 5, Nugent, Cin. vs. Miami, 9/29, (5-5, 47 lg)
Field Goals Made-- 5, Vinatieri, Ind. vs. Chi., 10/9, (5-5, 54 lg)
Longest Field Goal-- 56, Janikowski, Oak. vs. S.D., 10/9

NFC / SINGLE-GAME HIGHS / PLAYERS

Most Points-- 18, (3 times in Non-Overtime Games)
Passing Yards-- 503, Ryan, Atl. vs. Car., 10/2, (28-37, 503, 4 td, 1 int)
Longest Pass-- 98, Brees, N.O. vs. Oak., 9/11, (to Cooks, Brandin, td)
Passing Touchdowns-- 4, (7 times in Non-Overtime Games)
Rushing Yards-- 157, D. Johnson, Ariz. at S.F., 10/6, (27-157, 2 td)
Rushing Yards-- 157, Elliott, Dal. at G.B., 10/16, (28-157, 0 td)
Rushing Attempts-- 30, Elliott, Dal. vs. Chi., 9/25, (30-140, 0 td)
Rushing Attempts-- 30, Rodgers, T.B. at Car., 10/10, (30-101, 0 td)
Longest Rush-- 60, Elliott, Dal. vs. Cin., 10/9, td
Receptions-- 12, J. Jones, Atl. vs. Car., 10/2, (12-300, 1 td)
Receiving Yards-- 300, J. Jones, Atl. vs. Car., 10/2, (12-300, 1 td)
Kickoff Return Yards-- 130, Ginn, Car. vs. S.F., 9/18, (6-130, 0 td)
Kickoff Returns-- 6, Ginn, Car. vs. S.F., 9/18, (6-130, 0 td)
Longest Kickoff Return-- 86, Smallwood, Phil. at Wash., 10/16, td
Punt Return Yards-- 100, Roberts, Det. at Chi., 10/2, (2-100, 0 fc, 1 td)
Punt Return Yards-- 100, Sherels, Minn. vs. Hou., 10/9, (4-100, 1 fc, 1 td)
Punt Returns-- 5, Humphries, T.B. at Ariz., 9/18, (5-43, 1 fc, 0 td)
Longest Punt Return-- 85, Roberts, Det. at Chi., 10/2, td
Longest Punt Return-- 85, Crowder, Wash. at Balt., 10/9, td
Interceptions-- 2, (4 times in Non-Overtime Games)
Longest Interception Return-- 90, D. Jones, Atl. at N.O., 9/26, td
Sacks-- 3.5, Beasley, Atl. at Denv., 10/9
Scrimmage Yards-- 300, J. Jones, Atl. vs. Car., 10/2, (Rush 0-0, Rec 12-300)
Longest Punt-- 76, Lee, Car. at Denv., 9/8
Punts-- 10, Hekker, L.A. at S.F., 9/12, (10-431, 43.1)
Field Goals Made-- 5, Hopkins, Wash. at NY-G, 9/25, (5-5, 49 lg)
Longest Field Goal-- 60, Catanzaro, Ariz. at Buff., 9/25

WEEK 6 / THROUGH MONDAY, OCTOBER 17, 2016

NFL / SINGLE-GAME HIGHS / PLAYERS

Most Points-- 18, (7 times in Non-Overtime Games)
Passing Yards-- 503, Ryan, Atl. vs. Car., 10/2, (28-37, 503, 4 td, 1 int)
Longest Pass-- 98, Brees, N.O. vs. Oak., 9/11, (to Cooks, Brandin, td)
Passing Touchdowns-- 5, Roethlisberger, Pitt. vs. K.C., 10/2, (22-27, 300, 5 td, 0 int)
Rushing Yards-- 204, Ajayi, Miami vs. Pitt., 10/16, (25-204, 2 td)
Rushing Attempts-- 32, D. Williams, Pitt. vs. Cin., 9/18, (32-94, 0 td)
Longest Rush-- 85, Crowell, Clev. vs. Balt., 9/18, td
Receptions-- 12, (3 times in Non-Overtime Games)
Receiving Yards-- 300, J. Jones, Atl. vs. Car., 10/2, (12-300, 1 td)
Kickoff Return Yards-- 130, Ginn, Car. vs. S.F., 9/18, (6-130, 0 td)
Kickoff Returns-- 6, Ginn, Car. vs. S.F., 9/18, (6-130, 0 td)
Longest Kickoff Return-- 86, Smallwood, Phil. at Wash., 10/16, td
Punt Return Yards-- 100, Roberts, Det. at Chi., 10/2, (2-100, 0 fc, 1 td)
Punt Return Yards-- 100, Sherels, Minn. vs. Hou., 10/9, (4-100, 1 fc, 1 td)
Punt Returns-- 5, (3 times in Non-Overtime Games)
Longest Punt Return-- 85, Roberts, Det. at Chi., 10/2, td
Longest Punt Return-- 85, Crowder, Wash. at Balt., 10/9, td
Interceptions-- 2, (11 times in Non-Overtime Games)
Longest Interception Return-- 90, D. Jones, Atl. at N.O., 9/26, td
Sacks-- 3.5, Beasley, Atl. at Denv., 10/9
Scrimmage Yards-- 300, J. Jones, Atl. vs. Car., 10/2, (Rush 0-0, Rec 12-300)
Longest Punt-- 78, Nortman, Jax vs. Ind., 10/2
Punts-- 10, Hekker, L.A. at S.F., 9/12, (10-431, 43.1)
Field Goals Made-- 5, (3 times in Non-Overtime Games)
Longest Field Goal-- 60, Catanzaro, Ariz. at Buff., 9/25

WEEK 6 / THROUGH MONDAY, OCTOBER 17, 2016

300-Yard Passing Games

503, Ryan, ATL vs. CAR 10/02 (28-37, 4 TD)
465, Brees, NO vs. CAR 10/16 (34-49, 4 TD)
423, Brees, NO vs. OAK 09/11 (28-42, 4 TD)
406, Brady, NE at CLE 10/09 (28-40, 3 TD)
405, Winston, TB vs. LA 09/25 (36-58, 3 TD)
403, Manning, NYG vs. BAL 10/16 (32-46, 3 TD)
397, Hoyer, CHI at IND 10/09 (33-43, 2 TD)
396, Ryan, ATL at OAK 09/18 (26-34, 3 TD)
387, Tannehill, MIA at NE 09/18 (32-45, 2 TD)
385, Luck, IND vs. DET 09/11 (31-47, 4 TD)
385, Stafford, DET at GB 09/25 (28-41, 3 TD)
380, Roethlisberger, PIT vs. NYJ 10/09 (34-47, 4 TD)
376, Brady, NE vs. CIN 10/16 (29-35, 3 TD)
376, Brees, NO vs. ATL 09/26 (36-54, 3 TD)
374, Fitzpatrick, NYJ at BUF 09/15 (24-34, 1 TD)
368, Manning, NYG vs. NO 09/18 (32-41, 0 TD)
366, Dalton, CIN at NYJ 09/11 (23-30, 1 TD)
366, Dalton, CIN at PIT 09/18 (31-54, 1 TD)
364, Cousins, WAS vs. DAL 09/18 (28-46, 1 TD)
363, A. Smith, KC vs. SD 09/11 (ot) (34-48, 2 TD)
359, Rivers, SD at OAK 10/09 (21-30, 4 TD)
353, Newton, CAR vs. SF 09/18 (24-40, 4 TD)
350, Manning, NYG vs. WAS 09/25 (25-38, 1 TD)
340, Stafford, DET at IND 09/11 (31-39, 3 TD)
336, Kessler, CLE at TEN 10/16 (26-41, 2 TD)
335, Ryan, ATL at SEA 10/16 (27-42, 3 TD)
334, Ryan, ATL vs. TB 09/11 (27-39, 2 TD)
331, Luck, IND vs. SD 09/25 (24-37, 1 TD)
329, Cousins, WAS vs. PIT 09/12 (30-43, 0 TD)
329, Bortles, JAX at SD 09/18 (31-50, 2 TD)
326, Rivers, SD at IND 09/25 (26-39, 0 TD)
322, Luck, IND vs. CHI 10/09 (28-39, 2 TD)
322, Newton, CAR at NO 10/16 (27-47, 2 TD)
321, Rivers, SD vs. NO 10/02 (28-43, 2 TD)
321, Keenum, LA at DET 10/16 (27-32, 3 TD)
320, Bortles, JAX vs. GB 09/11 (24-39, 1 TD)
319, Tannehill, MIA vs. CLE 09/25 (ot) (25-39, 3 TD)
319, Carr, OAK at NO 09/11 (24-38, 1 TD)
317, Hoyer, CHI at DAL 09/25 (30-49, 2 TD)
317, Carr, OAK vs. SD 10/09 (25-40, 2 TD)
312, Siemian, DEN at CIN 09/25 (23-35, 4 TD)
309, Wilson, SEA at NYJ 10/02 (23-32, 3 TD)
307, Flacco, BAL at NYG 10/16 (26-48, 0 TD)
304, Palmer, ARI vs. TB 09/18 (17-30, 3 TD)
302, Hoyer, CHI vs. DET 10/02 (28-36, 2 TD)
302, Hoyer, CHI vs. JAX 10/16 (30-49, 0 TD)
302, Flacco, BAL at CLE 09/18 (25-45, 2 TD)
301, Wentz, PHI vs. PIT 09/25 (23-31, 2 TD)
300, Roethlisberger, PIT at WAS 09/12 (27-37, 3 TD)
300, Roethlisberger, PIT vs. KC 10/02 (22-27, 5 TD)

WEEK 6 / THROUGH MONDAY, OCTOBER 17, 2016

100-Yard Receiving Games

300, J. Jones, ATL vs. CAR 10/02 (12 rec., 1 TD)
222, Beckham, NYG vs. BAL 10/16 (8 rec., 2 TD)
205, M. Jones, DET at GB 09/25 (6 rec., 2 TD)
182, Diggs, MIN vs. GB 09/18 (9 rec., 1 TD)
181, Olsen, CAR vs. TB 10/10 (9 rec., 0 TD)
180, Green, CIN at NYJ 09/11 (12 rec., 1 TD)
174, Hilton, IND vs. SD 09/25 (8 rec., 1 TD)
173, Cooks, NO vs. CAR 10/16 (7 rec., 1 TD)
173, Green, CIN vs. MIA 09/29 (10 rec., 1 TD)
172, Snead, NO vs. OAK 09/11 (9 rec., 1 TD)
171, Hilton, IND vs. CHI 10/09 (10 rec., 1 TD)
165, Tate, DET vs. LA 10/16 (8 rec., 1 TD)
164, Baldwin, SEA vs. SF 09/25 (8 rec., 1 TD)
162, R. Gronkowski, NE vs. CIN 10/16 (7 rec., 1 TD)
144, Jo. Brown, ARI vs. LA 10/02 (10 rec., 0 TD)
144, Pryor, CLE at MIA 09/25 (ot) (8 rec., 0 TD)
143, Cooks, NO vs. OAK 09/11 (6 rec., 2 TD)
140, Brown, PIT at PHI 09/25 (12 rec., 0 TD)
139, Coates, PIT vs. NYJ 10/09 (6 rec., 2 TD)
139, J. Jones, ATL at SEA 10/16 (7 rec., 1 TD)
138, Cooper, OAK vs. SD 10/09 (6 rec., 1 TD)
137, Cooper, OAK at NO 09/11 (6 rec., 0 TD)
136, Britt, LA at DET 10/16 (7 rec., 2 TD)
135, Landry, MIA at NE 09/18 (10 rec., 0 TD)
133, Wright, TEN vs. CLE 10/16 (8 rec., 1 TD)
132, Coleman, ATL at DEN 10/09 (4 rec., 1 TD)
132, Evans, TB vs. LA 09/25 (10 rec., 1 TD)
130, Meredith, CHI at IND 10/09 (9 rec., 1 TD)
129, Cooper, OAK vs. KC 10/16 (10 rec., 0 TD)
129, Ware, KC vs. SD 09/11 (ot) (7 rec., 0 TD)
128, Sproles, PHI vs. PIT 09/25 (6 rec., 1 TD)
127, Thielen, MIN vs. HOU 10/09 (7 rec., 1 TD)
126, Brown, PIT at WAS 09/12 (8 rec., 2 TD)
126, Decker, NYJ at BUF 09/15 (6 rec., 1 TD)
122, Olsen, CAR vs. SF 09/18 (5 rec., 1 TD)
121, Beckham, NYG vs. WAS 09/25 (7 rec., 0 TD)
120, Inman, SD vs. NO 10/02 (7 rec., 1 TD)
120, Landry, MIA vs. CLE 09/25 (ot) (7 rec., 1 TD)
118, M. Jones, DET vs. TEN 09/18 (8 rec., 0 TD)
117, Sanders, DEN at CIN 09/25 (9 rec., 2 TD)
117, Ty. Williams, SD at OAK 10/09 (5 rec., 1 TD)
117, Shepard, NYG vs. NO 09/18 (8 rec., 0 TD)
117, Benjamin, SD at OAK 10/09 (7 rec., 0 TD)
115, Benjamin, SD vs. JAX 09/18 (6 rec., 2 TD)
114, B. Marshall, NYJ at PIT 10/09 (8 rec., 1 TD)
114, Matthews, PHI vs. CLE 09/11 (7 rec., 1 TD)
114, Bennett, NE vs. MIA 09/18 (5 rec., 1 TD)
114, Hogan, NE at CLE 10/09 (4 rec., 0 TD)
113, Graham, SEA at NYJ 10/02 (6 rec., 0 TD)
113, Hopkins, HOU vs. KC 09/18 (7 rec., 1 TD)
113, Meredith, CHI vs. JAX 10/16 (11 rec., 0 TD)
112, Goodwin, BUF vs. NYJ 09/15 (2 rec., 1 TD)
111, S. Smith, BAL vs. OAK 10/02 (8 rec., 1 TD)
111, Royal, CHI vs. DET 10/02 (7 rec., 1 TD)
109, Bennett, NE vs. BUF 10/02 (5 rec., 0 TD)
109, R. Gronkowski, NE at CLE 10/09 (5 rec., 0 TD)
109, Fleener, NO vs. ATL 09/26 (7 rec., 1 TD)
108, Cobb, GB vs. NYG 10/09 (9 rec., 0 TD)
108, Benjamin, CAR vs. SF 09/18 (7 rec., 2 TD)
107, Fuller, HOU vs. CHI 09/11 (5 rec., 1 TD)
106, J. Jones, ATL at OAK 09/18 (5 rec., 1 TD)
106, Parker, MIA at NE 09/18 (8 rec., 0 TD)
105, Jeffery, CHI at HOU 09/11 (4 rec., 0 TD)
104, C. Coleman, CLE vs. BAL 09/18 (5 rec., 2 TD)
104, Fuller, HOU vs. KC 09/18 (4 rec., 0 TD)
103, Diggs, MIN at TEN 09/11 (7 rec., 0 TD)
102, D. Jackson, WAS vs. PIT 09/12 (6 rec., 0 TD)
102, Pitta, BAL at CLE 09/18 (9 rec., 0 TD)
102, Kerley, SF vs. ARI 10/06 (8 rec., 1 TD)
102, Crabtree, OAK at TEN 09/25 (8 rec., 0 TD)
102, Bryant, DAL at WAS 09/18 (7 rec., 0 TD)
101, Nelson, GB vs. DET 09/25 (6 rec., 2 TD)
101, B. Marshall, NYJ at BUF 09/15 (6 rec., 0 TD)
100, Humphries, TB vs. LA 09/25 (9 rec., 0 TD)
100, Thomas, DEN at CIN 09/25 (6 rec., 1 TD)
100, Graham, SEA vs. SF 09/25 (6 rec., 1 TD)
100, Bernard, CIN at PIT 09/18 (9 rec., 1 TD)

WEEK 6 / THROUGH MONDAY, OCTOBER 17, 2016

100-Yard Rushing Games

204, Ajayi, MIA vs. PIT 10/16 (25 att., 2 TD)
157, Elliott, DAL at GB 10/16 (28 att., 0 TD)
157, D. Johnson, ARI at SF 10/06 (27 att., 2 TD)
152, Freeman, ATL at NO 09/26 (14 att., 0 TD)
150, McCoy, BUF at LA 10/09 (18 att., 0 TD)
149, L. Miller, HOU vs. IND 10/16 (ot) (24 att., 1 TD)
144, Bell, PIT vs. KC 10/02 (18 att., 0 TD)
143, D. Williams, PIT at WAS 09/12 (26 att., 2 TD)
140, Elliott, DAL vs. CHI 09/25 (30 att., 0 TD)
140, McCoy, BUF vs. SF 10/16 (19 att., 3 TD)
138, Elliott, DAL at SF 10/02 (23 att., 1 TD)
135, Jones, WAS vs. PHI 10/16 (16 att., 1 TD)
134, Elliott, DAL vs. CIN 10/09 (15 att., 2 TD)
133, Crowell, CLE vs. BAL 09/18 (18 att., 1 TD)
131, Ware, KC at OAK 10/16 (24 att., 1 TD)
123, Blount, NE vs. MIA 09/18 (29 att., 1 TD)
121, Murray, TEN at MIA 10/09 (27 att., 0 TD)
120, Crowell, CLE at WAS 10/02 (16 att., 1 TD)
118, Howard, CHI at IND 10/09 (16 att., 0 TD)
117, Jones, WAS vs. CLE 10/02 (22 att., 1 TD)
114, Murray, TEN vs. OAK 09/25 (16 att., 1 TD)
113, West, BAL vs. OAK 10/02 (21 att., 1 TD)
111, Howard, CHI vs. DET 10/02 (23 att., 0 TD)
111, D. Johnson, ARI vs. NYJ 10/17 (22 att., 3 TD)
110, McCoy, BUF vs. ARI 09/25 (17 att., 2 TD)
106, Gore, IND at HOU 10/16 (ot) (22 att., 0 TD)
106, Michael, SEA vs. SF 09/25 (20 att., 2 TD)
106, L. Miller, HOU vs. CHI 09/11 (28 att., 0 TD)
105, Blount, NE vs. HOU 09/22 (24 att., 2 TD)
103, Lacy, GB vs. DET 09/25 (17 att., 0 TD)
103, Hyde, SF at SEA 09/25 (21 att., 2 TD)
102, Gordon, SD vs. JAX 09/18 (24 att., 1 TD)
101, Rodgers, TB at CAR 10/10 (30 att., 0 TD)
100, Forte, NYJ at BUF 09/15 (30 att., 3 TD)
100, Whittaker, CAR vs. SF 09/18 (16 att., 0 TD)

WEEK 6 / THROUGH MONDAY, OCTOBER 17, 2016**AFC / LEADING PASSERS**

Player, Team	Att	Comp	Pct		Avg		Pct			Pct Rating	
			Comp	Yds	Gain	TD	TD	Long	Int	Int	Points
Rivers, S.D.	201	135	67.2	1647	8.19	12	6.0	59	3	1.5	105.9
Roethlisberger, Pit.	226	145	64.2	1685	7.46	16	7.1	72t	6	2.7	99.2
Carr, Oak.	227	151	66.5	1608	7.08	12	5.3	64t	3	1.3	99.1
Dalton, Cin.	218	147	67.4	1757	8.06	6	2.8	54t	2	0.9	97.2
Luck, Ind.	237	152	64.1	1721	7.26	11	4.6	64t	4	1.7	94.2
*Kessler, Cle.	122	80	65.6	865	7.09	4	3.3	43	1	0.8	93.8
Siemian, Den.	151	98	64.9	1054	6.98	7	4.6	55t	3	2.0	92.4
Taylor, Buf.	165	103	62.4	1076	6.52	8	4.8	84t	2	1.2	92.4
A. Smith, K.C.	190	128	67.4	1297	6.83	5	2.6	45	2	1.1	91.1
Mariota, Ten.	189	117	61.9	1372	7.26	10	5.3	60	6	3.2	88.3
Tannehill, Mia.	188	124	66.0	1524	8.11	6	3.2	74t	7	3.7	85.9
Bortles, Jac.	193	118	61.1	1321	6.84	8	4.1	51t	7	3.6	80.3
Flacco, Bal.	264	164	62.1	1589	6.02	5	1.9	70	4	1.5	78.9
Osweiler, Hou.	227	134	59.0	1402	6.18	8	3.5	53	8	3.5	74.1
Fitzpatrick, NY-J	223	127	57.0	1441	6.46	5	2.2	41	11	4.9	63.4

AFC / LEADING PASSERS, RANKS

Player, Team	Att	Comp	Pct		Avg		Pct			Pct Rating	
			Comp	Yds	Gain	TD	TD	Long	Int	Int	Points
Rivers, S.D.	8	6	3	4	1	2t	2		5t	6	1
Roethlisberger, Pit.	5	5	8	3	4	1	1		10t	10	2
Carr, Oak.	3t	3	4	5	8	2t	4		5t	5	3
Dalton, Cin.	7	4	1	1	3	10t	12		2t	2	4
Luck, Ind.	2	2	9	2	5	4	6		8t	8	5
*Kessler, Cle.	15	15	6	15	7	16t	10		1	1	6
Siemian, Den.	14	14	7	14	9	9	7		5t	9	7
Taylor, Buf.	13	13	10	13	12	6t	5		2t	4	8
A. Smith, K.C.	10	8	2	12	11	13t	13		2t	3	9
Mariota, Ten.	11	12	12	10	6	5	3		10t	11	10
Tannehill, Mia.	12	10	5	7	2	10t	11		12t	14	11
Bortles, Jac.	9	11	13	11	10	6t	8		12t	13	12
Flacco, Bal.	1	1	11	6	15	13t	15		8t	7	13
Osweiler, Hou.	3t	7	14	9	14	6t	9		14	12	14
Fitzpatrick, NY-J	6	9	15	8	13	13t	14		15	15	15

WEEK 6 / THROUGH MONDAY, OCTOBER 17, 2016**AFC / FOURTH-QUARTER PASSING LEADERS**

Rank	Player, Team	Att	Comp	Comp%	Yards	YPA	TD	TD%	Int	Int%	Rating
1)	*Lynch, Den.	25	19	76.0	188	7.52	2	8.0	0	0.0	123.4
2)	Siemian, Den.	47	31	66.0	383	8.15	4	8.5	0	0.0	119.4
3)	Taylor, Buf.	28	20	71.4	213	7.61	3	10.7	1	3.6	114.1
4)	Luck, Ind.	82	53	64.6	636	7.76	7	8.5	1	1.2	111.6
5)	Carr, Oak.	55	35	63.6	443	8.05	5	9.1	1	1.8	111.4
6)	Brady, N.E.	15	13	86.7	156	10.40	0	0.0	0	0.0	110.0
7)	Dalton, Cin.	59	46	78.0	467	7.92	3	5.1	1	1.7	109.5
8)	Roethlisberger, Pit.	59	41	69.5	404	6.85	4	6.8	1	1.7	104.1
9)	Oswelier, Hou.	61	38	62.3	378	6.20	4	6.6	0	0.0	101.7
10)	Mariota, Ten.	58	37	63.8	382	6.59	5	8.6	2	3.4	97.1
11)	A. Smith, K.C.	52	35	67.3	344	6.62	3	5.8	1	1.9	97.0
12)	Bortles, Jac.	68	44	64.7	478	7.03	4	5.9	2	2.9	92.6
13)	Rivers, S.D.	43	30	69.8	342	7.95	1	2.3	1	2.3	91.4
14)	*Brissett, N.E.	19	11	57.9	113	5.95	0	0.0	0	0.0	75.1
15)	*Kessler, Cle.	47	26	55.3	312	6.64	1	2.1	1	2.1	74.1
16)	Tannehill, Mia.	53	34	64.2	371	7.00	2	3.8	3	5.7	73.7
17)	Flacco, Bal.	74	41	55.4	378	5.11	1	1.4	2	2.7	62.8
18)	Fitzpatrick, NY-J	59	28	47.5	325	5.51	0	0.0	8	13.6	25.0

AFC / THIRD-DOWN PASSING LEADERS

Rank	Player, Team	Att	Comp	Comp%	Yards	YPA	TD	TD%	Int	Int%	Rating
1)	Roethlisberger, Pit.	57	34	59.6	555	9.74	6	10.5	1	1.8	120.1
2)	Siemian, Den.	34	22	64.7	282	8.29	3	8.8	1	2.9	107.7
3)	Taylor, Buf.	47	27	57.4	386	8.21	4	8.5	2	4.3	94.8
4)	*Kessler, Cle.	35	24	68.6	208	5.94	1	2.9	0	0.0	93.5
5)	Carr, Oak.	59	35	59.3	380	6.44	2	3.4	0	0.0	89.7
6)	Flacco, Bal.	75	46	61.3	503	6.71	1	1.3	0	0.0	85.6
7)	Rivers, S.D.	53	32	60.4	366	6.91	1	1.9	1	1.9	79.6
8)	Tannehill, Mia.	54	32	59.3	373	6.91	1	1.9	1	1.9	78.7
9)	Dalton, Cin.	61	36	59.0	418	6.85	1	1.6	1	1.6	78.4
10)	Mariota, Ten.	58	34	58.6	402	6.93	2	3.4	2	3.4	76.9
11)	Luck, Ind.	56	30	53.6	364	6.50	3	5.4	2	3.6	76.8
12)	A. Smith, K.C.	45	26	57.8	228	5.07	0	0.0	0	0.0	71.3
13)	Oswelier, Hou.	61	33	54.1	381	6.25	2	3.3	2	3.3	70.5
14)	Fitzpatrick, NY-J	60	33	55.0	398	6.63	0	0.0	3	5.0	54.7
15)	Bortles, Jac.	51	25	49.0	282	5.53	1	2.0	5	9.8	32.9

WEEK 6 / THROUGH MONDAY, OCTOBER 17, 2016**AFC / LEADING RUSHERS**

Rank	Player, Team	Att	Yards	Avg	Long	TD
1)	McCoy, Buf.	104	587	5.6	53	6
2)	Murray, Ten.	114	526	4.6	67	4
3)	L. Miller, Hou.	125	520	4.2	23	1
4)	Blount, N.E.	119	439	3.7	41t	6
5)	Gore, Ind.	100	434	4.3	22	2
6)	Crowell, Cle.	83	432	5.2	85t	3
7)	Ware, K.C.	78	415	5.3	46	2
8)	West, Bal.	88	414	4.7	35	3
9)	Gordon, S.D.	116	393	3.4	48	6
10)	Forte, NY-J	102	360	3.5	28	3
11)	C. Anderson, Den.	94	330	3.5	28	3
12)	Ajayi, Mia.	56	321	5.7	62t	4
13)	D. Williams, Pit.	74	275	3.7	17	3
14)	Hill, Cin.	75	271	3.6	50	3
15)	Bell, Pit.	48	263	5.5	44	0
16)	Taylor, Buf. (QB)	34	236	6.9	49	1
17)	*Washington, Oak.	42	219	5.2	30	0
18)	Mariota, Ten. (QB)	27	196	7.3	41	1
19)	*Richard, Oak.	29	183	6.3	75t	1
20)	Yeldon, Jac.	54	176	3.3	15	1
21)	Murray, Oak.	40	172	4.3	22t	3
22t)	Bernard, Cin.	49	167	3.4	14	0
22t)	D. Johnson, Cle.	32	167	5.2	17	1
24)	*Booker, Den.	34	161	4.7	17	0
25)	*Henry, Ten.	36	158	4.4	22	0
26)	Luck, Ind. (QB)	22	132	6.0	24	1
27)	Powell, NY-J	20	119	6.0	16	0
28t)	Gillislee, Buf.	17	116	6.8	44t	2
28t)	Woodhead, S.D.	19	116	6.1	23	0
30)	Blue, Hou.	19	98	5.2	17	0
31)	Dalton, Cin. (QB)	25	93	3.7	15	1
32)	J. White, N.E.	24	92	3.8	16	0
33)	Bortles, Jac. (QB)	18	90	5.0	24	1
34)	*Brissett, N.E. (QB)	16	83	5.2	27t	1
35)	West, K.C.	15	82	5.5	28	0
36)	Ivory, Jac.	31	75	2.4	13	1
37)	Fitzpatrick, NY-J (QB)	16	74	4.6	12	0
38)	*Drake, Mia.	15	68	4.5	12	1
39)	Heyward-Bey, Pit. (WR)	1	60	60.0	60t	1
40)	Tannehill, Mia. (QB)	14	57	4.1	17	1
41)	Foster, Mia.	19	50	2.6	9	0
42)	D. Williams, Mia.	12	48	4.0	15	1
43)	Carr, Oak. (QB)	13	44	3.4	11	0
44)	Charles, K.C.	11	40	3.6	17	1
45)	Edelman, N.E. (WR)	8	39	4.9	9	0
46)	Griffin III, Cle. (QB)	5	37	7.4	20	0
47)	Olawale, Oak.	10	35	3.5	17	2
48)	Osweiler, Hou. (QB)	10	34	3.4	15	0
49)	Siemian, Den. (QB)	10	33	3.3	11	0
50)	*Janovich, Den.	3	32	10.7	28t	1

WEEK 6 / THROUGH MONDAY, OCTOBER 17, 2016**AFC / THIRD-AND-ONE RUSHING LEADERS**

Rank	Player, Team	Att	FD	Pct
1t)	Ajayi, Mia.	3	3	100.0
1t)	Murray, Ten.	3	3	100.0
1t)	Bell, Pit.	2	2	100.0
1t)	Bernard, Cin.	2	2	100.0
1t)	Felton, Buf.	2	2	100.0
1t)	Forte, NY-J	2	2	100.0
1t)	Mariota, Ten.	2	2	100.0
1t)	Oswelier, Hou.	2	2	100.0
1t)	Powell, NY-J	2	2	100.0
1t)	Turbin, Ind.	2	2	100.0
11)	Ware, K.C.	7	6	85.7
12)	Luck, Ind.	4	3	75.0
13t)	Crowell, Cle.	3	2	66.7
13t)	L. Miller, Hou.	3	2	66.7
13t)	D. Williams, Pit.	3	2	66.7
16)	West, Bal.	5	3	60.0
17)	Gordon, S.D.	4	2	50.0
18)	C. Anderson, Den.	8	3	37.5

WEEK 6 / THROUGH MONDAY, OCTOBER 17, 2016**AFC / LEADERS IN RECEPTIONS**

Rank	Player, Team	Rec	Yards	Avg	Long	TD
1)	Green, Cin.	42	606	14.4	54t	2
2t)	Landry, Mia.	41	494	12.0	42t	1
2t)	Brown, Pit.	41	486	11.9	38t	5
4)	Hilton, Ind.	38	556	14.6	63t	3
5t)	Cooper, Oak.	36	585	16.3	64t	1
5t)	Sanders, Den.	36	413	11.5	41t	3
7)	Pitta, Bal. (TE)	34	295	8.7	30	0
8)	Pryor, Cle.	33	413	12.5	44	3
9t)	Thomas, Den.	31	416	13.4	55t	3
9t)	Benjamin, S.D.	31	411	13.3	54	2
9t)	Crabtree, Oak.	31	365	11.8	31	5
9t)	Hopkins, Hou.	31	354	11.4	35	3
13)	Enunwa, NY-J	30	336	11.2	34	1
14)	Bernard, Cin. (RB)	29	256	8.8	32	1
15)	Edelman, N.E.	28	261	9.3	23	0
16t)	B. Marshall, NY-J	27	433	16.0	41	2
16t)	S. Smith, Bal.	27	310	11.5	52t	1
18)	Bennett, N.E. (TE)	26	362	13.9	58	4
19t)	Wallace, Bal.	25	370	14.8	70	3
19t)	Kelce, K.C. (TE)	25	252	10.1	42	2
19t)	Woods, Buf.	25	240	9.6	24	1
19t)	J. White, N.E. (RB)	25	212	8.5	36	2
23t)	Ty. Williams, S.D.	24	386	16.1	50	2
23t)	Barnidge, Cle. (TE)	24	295	12.3	43	0
23t)	A. Robinson, Jac.	24	287	12.0	35	3
23t)	D. Johnson, Cle. (RB)	24	192	8.0	28	0
23t)	Murray, Ten. (RB)	24	172	7.2	22	2
23t)	Powell, NY-J (RB)	24	156	6.5	18	0
29t)	Maclin, K.C.	23	293	12.7	38	1
29t)	LaFell, Cin.	23	289	12.6	49	3
31t)	Clay, Buf. (TE)	22	239	10.9	33	0
31t)	Lee, Jac.	22	230	10.5	22	0
33)	McCoy, Buf. (RB)	21	97	4.6	13	1
34t)	*Fuller, Hou.	20	327	16.4	53	2
34t)	Hurns, Jac.	20	300	15.0	42t	1
34t)	Parker, Mia.	20	275	13.8	50	1
34t)	Doyle, Ind. (TE)	20	204	10.2	22t	3
34t)	Bell, Pit. (RB)	20	177	8.9	18	0
34t)	James, Pit. (TE)	20	141	7.1	14	3
40t)	Coates, Pit.	19	421	22.2	72t	2
40t)	*Henry, S.D. (TE)	19	310	16.3	59	3
40t)	Matthews, Ten.	19	282	14.8	60	2
40t)	*Boyd, Cin.	19	242	12.7	30	0
40t)	Griffin, Hou. (TE)	19	167	8.8	45	0
40t)	*Ferguson, Ind. (RB)	19	127	6.7	14	0
40t)	Yeldon, Jac. (RB)	19	102	5.4	16	0
47t)	Conley, K.C.	18	198	11.0	20	0
47t)	Allen, Ind. (TE)	18	192	10.7	20	2
47t)	*Sharpe, Ten.	18	189	10.5	23	0
50t)	Walker, Ten. (TE)	17	246	14.5	32	2
50t)	Uzomah, Cin. (TE)	17	193	11.4	54	0
50t)	Juszczyk, Bal. (RB)	17	132	7.8	18	0
50t)	L. Miller, Hou. (RB)	17	111	6.5	16	1

WEEK 6 / THROUGH MONDAY, OCTOBER 17, 2016**AFC / RECEIVING YARDAGE LEADERS**

Rank	Player, Team	Yards	Rec	Avg	Long	TD
1)	Green, Cin.	606	42	14.4	54t	2
2)	Cooper, Oak.	585	36	16.3	64t	1
3)	Hilton, Ind.	556	38	14.6	63t	3
4)	Landry, Mia.	494	41	12.0	42t	1
5)	Brown, Pit.	486	41	11.9	38t	5
6)	B. Marshall, NY-J	433	27	16.0	41	2
7)	Coates, Pit.	421	19	22.2	72t	2
8)	Thomas, Den.	416	31	13.4	55t	3
9t)	Pryor, Cle.	413	33	12.5	44	3
9t)	Sanders, Den.	413	36	11.5	41t	3
11)	Benjamin, S.D.	411	31	13.3	54	2
12)	Ty. Williams, S.D.	386	24	16.1	50	2
13)	Wallace, Bal.	370	25	14.8	70	3
14)	Crabtree, Oak.	365	31	11.8	31	5
15)	Bennett, N.E. (TE)	362	26	13.9	58	4
16)	Hopkins, Hou.	354	31	11.4	35	3
17)	Enunwa, NY-J	336	30	11.2	34	1
18)	*Fuller, Hou.	327	20	16.4	53	2
19t)	*Henry, S.D. (TE)	310	19	16.3	59	3
19t)	S. Smith, Bal.	310	27	11.5	52t	1
21)	Hurns, Jac.	300	20	15.0	42t	1
22t)	Barnidge, Cle. (TE)	295	24	12.3	43	0
22t)	Pitta, Bal. (TE)	295	34	8.7	30	0
24)	Maclin, K.C.	293	23	12.7	38	1
25)	LaFell, Cin.	289	23	12.6	49	3
26)	A. Robinson, Jac.	287	24	12.0	35	3
27t)	R. Gronkowski, N.E. (TE)	282	13	21.7	38	1
27t)	Matthews, Ten.	282	19	14.8	60	2
29t)	Hogan, N.E.	275	13	21.2	63	1
29t)	Parker, Mia.	275	20	13.8	50	1
31)	Edelman, N.E.	261	28	9.3	23	0
32)	Bernard, Cin. (RB)	256	29	8.8	32	1
33)	Dorsett, Ind.	253	13	19.5	64t	1
34)	Kelce, K.C. (TE)	252	25	10.1	42	2
35)	Walker, Ten. (TE)	246	17	14.5	32	2
36)	*Boyd, Cin.	242	19	12.7	30	0
37)	Woods, Buf.	240	25	9.6	24	1
38)	Clay, Buf. (TE)	239	22	10.9	33	0
39)	Ware, K.C. (RB)	231	13	17.8	45	0
40)	Lee, Jac.	230	22	10.5	22	0
41)	Stills, Mia.	217	11	19.7	74t	2
42)	J. White, N.E. (RB)	212	25	8.5	36	2
43)	Doyle, Ind. (TE)	204	20	10.2	22t	3
44)	Fiedorowicz, Hou. (TE)	201	16	12.6	26t	2
45)	Conley, K.C.	198	18	11.0	20	0
46)	Decker, NY-J	194	9	21.6	35	2
47)	Uzomah, Cin. (TE)	193	17	11.4	54	0
48t)	Allen, Ind. (TE)	192	18	10.7	20	2
48t)	D. Johnson, Cle. (RB)	192	24	8.0	28	0
50)	*Sharpe, Ten.	189	18	10.5	23	0

WEEK 6 / THROUGH MONDAY, OCTOBER 17, 2016**AFC / THIRD-DOWN RECEIVING LEADERS**

Rank	Player, Team	Rec	Yards	Avg	Long	TD
1t)	Cooper, Oak.	13	207	15.9	26	0
1t)	Landry, Mia.	13	164	12.6	39	0
1t)	Powell, NY-J (RB)	13	78	6.0	11	0
4)	Hopkins, Hou.	12	119	9.9	16	0
5t)	Pitta, Bal. (TE)	11	108	9.8	30	0
5t)	D. Johnson, Cle. (RB)	11	77	7.0	28	0
7t)	Ty. Williams, S.D.	10	180	18.0	44t	1
7t)	Hilton, Ind.	10	110	11.0	20	1
9t)	Coates, Pit.	9	226	25.1	72t	2
9t)	Brown, Pit.	9	135	15.0	26t	1
9t)	Pryor, Cle.	9	115	12.8	18	1
9t)	Bernard, Cin. (RB)	9	71	7.9	32	0
9t)	Juszczyk, Bal. (RB)	9	63	7.0	18	0
14t)	Wallace, Bal.	8	134	16.8	66t	1
14t)	Thomas, Den.	8	130	16.3	55t	2
14t)	A. Robinson, Jac.	8	91	11.4	17	0
14t)	Barnidge, Cle. (TE)	8	79	9.9	14	0
14t)	Murray, Ten. (RB)	8	70	8.8	14	0
19t)	*Fuller, Hou.	7	152	21.7	35	1
19t)	Sanders, Den.	7	118	16.9	41t	1
19t)	Amendola, N.E.	7	108	15.4	32	1
19t)	Green, Cin.	7	101	14.4	23	0
19t)	Edelman, N.E.	7	76	10.9	19	0
19t)	Woods, Buf.	7	56	8.0	17	0
25t)	B. Marshall, NY-J	6	104	17.3	41	0
25t)	Clay, Buf. (TE)	6	77	12.8	33	0
25t)	Wright, Ten.	6	74	12.3	26	0
25t)	S. Smith, Bal.	6	64	10.7	19	0
25t)	Crabtree, Oak.	6	63	10.5	16	1
25t)	*Boyd, Cin.	6	59	9.8	16	0
25t)	Yeldon, Jac. (RB)	6	36	6.0	11	0
25t)	J. White, N.E. (RB)	6	29	4.8	10	0
33t)	R. Gronkowski, N.E. (TE)	5	127	25.4	38	0
33t)	LaFell, Cin.	5	96	19.2	49	1
33t)	Foster, Mia. (RB)	5	74	14.8	50	0
33t)	Rogers, Pit.	5	72	14.4	32	0
33t)	*Richard, Oak. (RB)	5	52	10.4	15	0
33t)	Green, Den. (TE)	5	51	10.2	16	0
33t)	Kelce, K.C. (TE)	5	50	10.0	15	0
33t)	Uzomah, Cin. (TE)	5	50	10.0	22	0
33t)	Gates, S.D. (TE)	5	41	8.2	10	0
33t)	Benjamin, S.D.	5	25	5.0	8	0
33t)	D. Williams, Pit. (RB)	5	24	4.8	10	1
44t)	Perriman, Bal.	4	85	21.3	41	0
44t)	*Mitchell, N.E.	4	75	18.8	28	0
44t)	Enunwa, NY-J	4	68	17.0	34	0
44t)	Allen, Ind. (TE)	4	49	12.3	15	0
44t)	Inman, S.D.	4	49	12.3	22	0
44t)	Conley, K.C.	4	47	11.8	13	0
44t)	Crowell, Cle. (RB)	4	45	11.3	18	0
44t)	Bennett, N.E. (TE)	4	43	10.8	20t	2
44t)	Lee, Jac.	4	39	9.8	13	0
44t)	Parker, Mia.	4	36	9.0	18	0
44t)	C. Anderson, Den. (RB)	4	29	7.3	11	0
44t)	Turbin, Ind. (RB)	4	29	7.3	12	0
44t)	Doyle, Ind. (TE)	4	28	7.0	13	1

WEEK 6 / THROUGH MONDAY, OCTOBER 17, 2016**AFC / LEADING SCORERS, NONKICKERS**

Rank	Player, Team	TD	Rush	Rec	Ret	X2	Pts
1t)	Gordon, S.D. (RB)	7	6	1	0	0	42
1t)	McCoy, Buf. (RB)	7	6	1	0	0	42
3t)	Blount, N.E. (RB)	6	6	0	0	0	36
3t)	Murray, Ten. (RB)	6	4	2	0	0	36
5)	Crabtree, Oak. (WR)	5	0	5	0	1	32
6)	Brown, Pit. (WR)	5	0	5	0	0	30
7t)	Ajayi, Mia. (RB)	4	4	0	0	0	24
7t)	C. Anderson, Den. (RB)	4	3	1	0	0	24
7t)	Bennett, N.E. (TE)	4	0	4	0	0	24
7t)	Pryor, Cle. (WR)	4	1	3	0	0	24
7t)	D. Williams, Pit. (RB)	4	3	1	0	0	24
12t)	Thomas, Den. (WR)	3	0	3	0	1	20
12t)	Wallace, Bal. (WR)	3	0	3	0	1	20
14t)	Crowell, Cle. (RB)	3	3	0	0	0	18
14t)	Doyle, Ind. (TE)	3	0	3	0	0	18
14t)	Forte, NY-J (RB)	3	3	0	0	0	18
14t)	*Fuller, Hou. (WR)	3	0	2	1	0	18
14t)	Gillislee, Buf. (RB)	3	2	1	0	0	18
14t)	Gore, Ind. (RB)	3	2	1	0	0	18
14t)	*Henry, S.D. (TE)	3	0	3	0	0	18
14t)	Hill, Cin. (RB)	3	3	0	0	0	18
14t)	Hilton, Ind. (WR)	3	0	3	0	0	18
14t)	Hopkins, Hou. (WR)	3	0	3	0	0	18
14t)	James, Pit. (TE)	3	0	3	0	0	18
14t)	LaFell, Cin. (WR)	3	0	3	0	0	18
14t)	Murray, Oak. (RB)	3	3	0	0	0	18
14t)	Roberts, Oak. (WR)	3	0	3	0	0	18
14t)	A. Robinson, Jac. (WR)	3	0	3	0	0	18
14t)	Sanders, Den. (WR)	3	0	3	0	0	18
14t)	West, Bal. (RB)	3	3	0	0	0	18
31)	Allen, Ind. (TE)	2	0	2	0	1	14
32t)	Amendola, N.E. (WR)	2	0	2	0	0	12
32t)	Benjamin, S.D. (WR)	2	0	2	0	0	12
32t)	Coates, Pit. (WR)	2	0	2	0	0	12
32t)	*C. Coleman, Cle. (WR)	2	0	2	0	0	12
32t)	Decker, NY-J (WR)	2	0	2	0	0	12
32t)	Fiedorowicz, Hou. (TE)	2	0	2	0	0	12
32t)	Flacco, Bal. (QB)	2	2	0	0	0	12
32t)	Gates, S.D. (TE)	2	0	2	0	0	12
32t)	Goodwin, Buf. (WR)	2	0	2	0	0	12
32t)	Green, Cin. (WR)	2	0	2	0	0	12
32t)	Heyward-Bey, Pit. (WR)	2	1	1	0	0	12
32t)	*Hill, K.C. (WR)	2	0	2	0	0	12
32t)	A. Holmes, Oak. (WR)	2	0	2	0	0	12
32t)	Hunter, Mia.-Buf. (WR)	2	0	2	0	0	12
32t)	An. Johnson, Ten. (WR)	2	0	2	0	0	12
32t)	Kelce, K.C. (TE)	2	0	2	0	0	12
32t)	B. Marshall, NY-J (WR)	2	0	2	0	0	12
32t)	Matthews, Ten. (WR)	2	0	2	0	0	12
32t)	L. Miller, Hou. (RB)	2	1	1	0	0	12
32t)	Olawale, Oak. (RB)	2	2	0	0	0	12
32t)	Robey-Coleman, Buf. (DB)	2	0	0	2	0	12
32t)	Stills, Mia. (WR)	2	0	2	0	0	12
32t)	Turbin, Ind. (RB)	2	2	0	0	0	12
32t)	Walker, Ten. (TE)	2	0	2	0	0	12
32t)	Ware, K.C. (RB)	2	2	0	0	0	12
32t)	J. White, N.E. (RB)	2	0	2	0	0	12
32t)	D. Williams, Mia. (RB)	2	1	1	0	0	12
32t)	Ty. Williams, S.D. (WR)	2	0	2	0	0	12

WEEK 6 / THROUGH MONDAY, OCTOBER 17, 2016**AFC / LEADING SCORERS, KICKERS**

Rank	Player, Team	PAT	FG	Pct	Long	Pts
1)	Vinatieri, Ind.	14/14	16/16	1.000	54	62
2)	Lambo, S.D.	18/19	13/14	.929	47	57
3)	Tucker, Bal.	8/ 8	15/15	1.000	53	53
4)	Nugent, Cin.	10/10	13/15	.867	47	49
5t)	McManus, Den.	12/13	12/14	.857	46	48
5t)	Novak, Hou.	9/10	13/16	.813	53	48
7)	Gostkowski, N.E.	16/17	9/12	.750	53	43
8)	Carpenter, Buf.	18/20	8/10	.800	45	42
9)	Folk, NY-J	8/ 9	11/12	.917	48	41
10)	Janikowski, Oak.	14/14	8/11	.727	56	38
11)	Santos, K.C.	10/11	9/11	.818	54	37
12)	Myers, Jac.	11/11	8/10	.800	50	35
13)	Franks, Mia.	13/13	7/10	.700	41	34
14t)	Boswell, Pit.	18/18	4/ 5	.800	49	30
14t)	Succop, Ten.	12/13	6/ 8	.750	48	30
16)	Parkey, Cle.	6/ 6	7/10	.700	51	27
17)	Murray, Cle.	3/ 4	1/ 2	.500	35	6

AFC / TOUCHBACKS ON KICKOFFS

Rank	Player, Team	TB
1)	Lambo, S.D.	30
2)	McAfee, Ind.	26
3t)	Boswell, Pit.	21
3t)	McManus, Den.	21
5t)	Myers, Jac.	18
5t)	Succop, Ten.	18
5t)	Tucker, Bal.	18
8)	Gostkowski, N.E.	17
9)	Franks, Mia.	16
10t)	Janikowski, Oak.	15
10t)	Parkey, Cle.	15
12)	Nugent, Cin.	13
13)	Folk, NY-J	12
14)	Santos, K.C.	11
15)	Carpenter, Buf.	9
16)	Gay, Buf.	5
17)	Murray, Cle.	4
18)	Novak, Hou.	1

WEEK 6 / THROUGH MONDAY, OCTOBER 17, 2016**AFC / MOST YARDS FROM SCRIMMAGE**

Rank	Player, Team	Total			Rushing			Receiving		
		Yards	Att+Rec	Avg	Yards	Att	Avg	Yards	Rec	Avg
1)	Murray, Ten. (RB)	698	138	5.1	526	114	4.6	172	24	7.2
2)	McCoy, Buf. (RB)	684	125	5.5	587	104	5.6	97	21	4.6
3)	Ware, K.C. (RB)	646	91	7.1	415	78	5.3	231	13	17.8
4)	L. Miller, Hou. (RB)	631	142	4.4	520	125	4.2	111	17	6.5
5)	Green, Cin. (WR)	606	42	14.4	0	0	---	606	42	14.4
6)	Cooper, Oak. (WR)	585	36	16.3	0	0	---	585	36	16.3
7)	Hilton, Ind. (WR)	556	38	14.6	0	0	---	556	38	14.6
8)	Crowell, Cle. (RB)	523	92	5.7	432	83	5.2	91	9	10.1
9)	Gordon, S.D. (RB)	515	130	4.0	393	116	3.4	122	14	8.7
10)	Landry, Mia. (WR)	512	44	11.6	18	3	6.0	494	41	12.0
11)	Gore, Ind. (RB)	506	115	4.4	434	100	4.3	72	15	4.8
12)	Brown, Pit. (WR)	492	42	11.7	6	1	6.0	486	41	11.9
13)	West, Bal. (RB)	473	98	4.8	414	88	4.7	59	10	5.9
14)	Blount, N.E. (RB)	463	124	3.7	439	119	3.7	24	5	4.8
15)	C. Anderson, Den. (RB)	458	110	4.2	330	94	3.5	128	16	8.0
16)	Forte, NY-J (RB)	453	116	3.9	360	102	3.5	93	14	6.6
17)	Bell, Pit. (RB)	440	68	6.5	263	48	5.5	177	20	8.9
18)	Pryor, Cle. (WR)	434	41	10.6	21	8	2.6	413	33	12.5
19)	B. Marshall, NY-J (WR)	433	27	16.0	0	0	---	433	27	16.0
20)	Coates, Pit. (WR)	426	21	20.3	5	2	2.5	421	19	22.2
21)	Bernard, Cin. (RB)	423	78	5.4	167	49	3.4	256	29	8.8
22)	Thomas, Den. (WR)	416	31	13.4	0	0	---	416	31	13.4
23)	Sanders, Den. (WR)	413	36	11.5	0	0	---	413	36	11.5
24)	Benjamin, S.D. (WR)	410	32	12.8	-1	1	-1.0	411	31	13.3
25)	Wallace, Bal. (WR)	389	28	13.9	19	3	6.3	370	25	14.8
26)	Ty. Williams, S.D. (WR)	386	24	16.1	0	0	---	386	24	16.1
27t)	Ajayi, Mia. (RB)	368	63	5.8	321	56	5.7	47	7	6.7
27t)	Bennett, N.E. (TE)	368	27	13.6	6	1	6.0	362	26	13.9
29)	D. Williams, Pit. (RB)	366	89	4.1	275	74	3.7	91	15	6.1
30)	Crabtree, Oak. (WR)	365	31	11.8	0	0	---	365	31	11.8
31)	D. Johnson, Cle. (RB)	359	56	6.4	167	32	5.2	192	24	8.0
32)	Hopkins, Hou. (WR)	354	31	11.4	0	0	---	354	31	11.4
33)	Enunwa, NY-J (WR)	336	30	11.2	0	0	---	336	30	11.2
34)	*Fuller, Hou. (WR)	327	20	16.4	0	0	---	327	20	16.4
35)	Hill, Cin. (RB)	311	79	3.9	271	75	3.6	40	4	10.0
36t)	*Henry, S.D. (TE)	310	19	16.3	0	0	---	310	19	16.3
36t)	S. Smith, Bal. (WR)	310	27	11.5	0	0	---	310	27	11.5
38)	J. White, N.E. (RB)	304	49	6.2	92	24	3.8	212	25	8.5
39t)	Edelman, N.E. (WR)	300	36	8.3	39	8	4.9	261	28	9.3
39t)	Hurns, Jac. (WR)	300	20	15.0	0	0	---	300	20	15.0
41t)	Barnidge, Cle. (TE)	295	24	12.3	0	0	---	295	24	12.3
41t)	Pitta, Bal. (TE)	295	34	8.7	0	0	---	295	34	8.7
43)	*Richard, Oak. (RB)	293	42	7.0	183	29	6.3	110	13	8.5
44)	Maclin, K.C. (WR)	292	24	12.2	-1	1	-1.0	293	23	12.7
45t)	LaFell, Cin. (WR)	287	24	12.0	-2	1	-2.0	289	23	12.6
45t)	A. Robinson, Jac. (WR)	287	24	12.0	0	0	---	287	24	12.0
47)	*Washington, Oak. (RB)	285	53	5.4	219	42	5.2	66	11	6.0
48t)	R. Gronkowski, N.E. (TE)	282	13	21.7	0	0	---	282	13	21.7
48t)	Matthews, Ten. (WR)	282	19	14.8	0	0	---	282	19	14.8
50)	Yeldon, Jac. (RB)	278	73	3.8	176	54	3.3	102	19	5.4

WEEK 6 / THROUGH MONDAY, OCTOBER 17, 2016**AFC / LEADERS IN FIRST DOWNS**

Rank	Player, Team	Rush	Rec	Tot
1)	Murray, Ten. (RB)	26	10	36
2t)	Gordon, S.D. (RB)	25	6	31
2t)	McCoy, Buf. (RB)	26	5	31
4)	L. Miller, Hou. (RB)	25	5	30
5t)	Brown, Pit. (WR)	0	28	28
5t)	Ware, K.C. (RB)	20	8	28
7)	Gore, Ind. (RB)	23	3	26
8t)	Blount, N.E. (RB)	24	1	25
8t)	Crabtree, Oak. (WR)	0	25	25
10t)	Cooper, Oak. (WR)	0	24	24
10t)	Crowell, Cle. (RB)	19	5	24
10t)	Green, Cin. (WR)	0	24	24
10t)	Hilton, Ind. (WR)	0	24	24
10t)	Pryor, Cle. (WR)	2	22	24
15t)	Hopkins, Hou. (WR)	0	23	23
15t)	Landry, Mia. (WR)	1	22	23
15t)	Sanders, Den. (WR)	0	23	23
15t)	West, Bal. (RB)	21	2	23
19)	C. Anderson, Den. (RB)	16	6	22
20t)	Forte, NY-J (RB)	17	4	21
20t)	B. Marshall, NY-J (WR)	0	21	21
20t)	Wallace, Bal. (WR)	1	20	21
23)	Enunwa, NY-J (WR)	0	20	20
24t)	Ajayi, Mia. (RB)	16	3	19
24t)	Bernard, Cin. (RB)	7	12	19
24t)	D. Williams, Pit. (RB)	15	4	19
27t)	Bell, Pit. (RB)	8	10	18
27t)	A. Robinson, Jac. (WR)	0	18	18
27t)	J. White, N.E. (RB)	7	11	18
30t)	Edelman, N.E. (WR)	2	15	17
30t)	Powell, NY-J (RB)	9	8	17
30t)	Thomas, Den. (WR)	0	17	17
33t)	*Henry, S.D. (TE)	0	16	16
33t)	LaFell, Cin. (WR)	0	16	16
33t)	Ty. Williams, S.D. (WR)	0	16	16
33t)	Woods, Buf. (WR)	1	15	16
37t)	Barnidge, Cle. (TE)	0	15	15
37t)	Benjamin, S.D. (WR)	0	15	15
37t)	Bennett, N.E. (TE)	0	15	15
37t)	Coates, Pit. (WR)	0	15	15
37t)	*Fuller, Hou. (WR)	0	15	15
37t)	Hill, Cin. (RB)	14	1	15
37t)	Maclin, K.C. (WR)	0	15	15
44t)	D. Johnson, Cle. (RB)	5	9	14
44t)	Kelce, K.C. (TE)	0	14	14
44t)	Murray, Oak. (RB)	11	3	14
44t)	S. Smith, Bal. (WR)	0	14	14
44t)	Yeldon, Jac. (RB)	10	4	14
49t)	Allen, Ind. (TE)	0	13	13
49t)	*Boyd, Cin. (WR)	0	13	13
49t)	Conley, K.C. (WR)	0	13	13
49t)	Matthews, Ten. (WR)	0	13	13
49t)	Pitta, Bal. (TE)	0	13	13
49t)	Taylor, Buf. (QB)	13	0	13

WEEK 6 / THROUGH MONDAY, OCTOBER 17, 2016**AFC / LEADING PUNTERS**

Rank	Player, Team	No	Yards	Lg	Avg	TB	Blk	Dwn	OB	Opp Ret	In Yds	Net 20	Net Avg
1)	McAfee, Ind.	22	1108	74	50.4	4	0	3	4	8	60	10	44.0
2)	King, Oak.	29	1448	72	49.9	3	0	4	6	11	201	11	40.9
3)	Nortman, Jac.	22	1097	78	49.9	2	0	7	1	8	53	9	45.6
4)	Lechler, Hou.	29	1395	62	48.1	1	0	1	3	20	276	11	37.9
5)	Darr, Mia.	32	1538	66	48.1	2	0	2	3	14	116	13	43.2
6)	Koch, Bal.	31	1474	68	47.5	2	0	2	5	17	275	9	37.4
7)	Colquitt, Cle.	29	1378	65	47.5	2	0	3	2	14	136	4	41.4
8)	*Dixon, Den.	28	1310	62	46.8	3	0	6	1	12	88	10	41.5
9)	Kern, Ten.	29	1341	71	46.2	2	0	3	1	15	256	12	36.0
10)	Berry, Pit.	26	1179	63	45.3	1	0	4	4	10	98	12	40.8
11)	Allen, N.E.	27	1203	57	44.6	0	0	6	2	9	63	13	42.2
12)	Huber, Cin.	30	1326	58	44.2	2	0	4	3	16	139	10	38.2
13)	*Edwards, NY-J	25	1079	54	43.2	2	0	3	2	12	121	7	36.7
14)	Colquitt, K.C.	24	1033	58	43.0	2	0	4	1	10	49	11	39.3
15)	Schmidt, Buf.	28	1200	58	42.9	2	0	3	9	10	31	10	40.3
16)	*Kaser, S.D.	22	901	60	41.0	0	0	2	3	12	73	7	37.6

AFC / LEADING PUNTERS, NET AVERAGE

Rank	Player, Team	No	Yards	Lg	Avg	TB	Blk	Dwn	OB	Opp Ret	In Yds	Net 20	Net Avg
1)	Nortman, Jac.	22	1097	78	49.9	2	0	7	1	8	53	9	45.6
2)	McAfee, Ind.	22	1108	74	50.4	4	0	3	4	8	60	10	44.0
3)	Darr, Mia.	32	1538	66	48.1	2	0	2	3	14	116	13	43.2
4)	Allen, N.E.	27	1203	57	44.6	0	0	6	2	9	63	13	42.2
5)	*Dixon, Den.	28	1310	62	46.8	3	0	6	1	12	88	10	41.5
6)	Colquitt, Cle.	29	1378	65	47.5	2	0	3	2	14	136	4	41.4
7)	King, Oak.	29	1448	72	49.9	3	0	4	6	11	201	11	40.9
8)	Berry, Pit.	26	1179	63	45.3	1	0	4	4	10	98	12	40.8
9)	Schmidt, Buf.	28	1200	58	42.9	2	0	3	9	10	31	10	40.3
10)	Colquitt, K.C.	24	1033	58	43.0	2	0	4	1	10	49	11	39.3
11)	Huber, Cin.	30	1326	58	44.2	2	0	4	3	16	139	10	38.2
12)	Lechler, Hou.	29	1395	62	48.1	1	0	1	3	20	276	11	37.9
13)	*Kaser, S.D.	22	901	60	41.0	0	0	2	3	12	73	7	37.6
14)	Koch, Bal.	31	1474	68	47.5	2	0	2	5	17	275	9	37.4
15)	*Edwards, NY-J	25	1079	54	43.2	2	0	3	2	12	121	7	36.7
16)	Kern, Ten.	29	1341	71	46.2	2	0	3	1	15	256	12	36.0

WEEK 6 / THROUGH MONDAY, OCTOBER 17, 2016**AFC / PUNT RETURN LEADERS**

Rank	Player, Team	Ret	FC	Yards	Avg	Long	TD
1)	*Hill, K.C.	12	1	197	16.4	50	0
2)	*Grant, Mia.	8	0	118	14.8	74t	1
3)	*Richard, Oak.	8	1	116	14.5	47	0
4)	Norwood, Den.	10	7	108	10.8	17	0
5)	Tate, Buf.	11	4	100	9.1	31	0
6)	*Ervin, Hou.	13	15	114	8.8	18	0
7)	Greene, Jac.	10	2	86	8.6	42	0
8)	Hester, Bal.	9	7	65	7.2	20	0
9t)	Amendola, N.E.	8	4	55	6.9	19	0
9t)	Mariani, Ten.	16	7	110	6.9	17	0
11)	*Erickson, Cin.	8	8	54	6.8	15	0
12)	Benjamin, S.D.	9	0	59	6.6	18	0

AFC / KICKOFF RETURN LEADERS

Rank	Player, Team	Ret	Yards	Avg	Long	TD
1)	Hester, Bal.	9	259	28.8	60	0
2t)	Bray, Ind.	9	231	25.7	39	0
2t)	*J. Marshall, NY-J	9	231	25.7	65	0
4)	*Richard, Oak.	8	198	24.8	50	0
5t)	*Hill, K.C.	8	188	23.5	33	0
5t)	Tate, Buf.	10	235	23.5	45	0
7)	Mariani, Ten.	11	256	23.3	33	0
8)	*Ervin, Hou.	10	226	22.6	33	0
9)	Grant, Jac.	12	256	21.3	32	0
10)	McCluster, S.D.	8	165	20.6	30	0

WEEK 6 / THROUGH MONDAY, OCTOBER 17, 2016**AFC / LEADERS IN INTERCEPTIONS**

Rank	Player, Team	Int	Yards	Avg	Long	TD
1)	Peters, K.C.	5	47	9.4	28	0
2t)	Talib, Den.	3	86	28.7	46t	1
2t)	Hayward, S.D.	3	50	16.7	31	0
2t)	Mosley, Bal.	3	12	4.0	12	0
5t)	Gilmore, Buf.	2	48	24.0	34	0
5t)	Robey-Coleman, Buf.	2	44	22.0	41t	1
5t)	Collins, N.E.	2	31	15.5	18	0
5t)	S. Smith, Oak.	2	27	13.5	27	0
5t)	Taylor, Cle.	2	26	13.0	29	0
5t)	*Young, Bal.	2	22	11.0	16	0
5t)	Abdul-Quddus, Mia.	2	16	8.0	9	0
5t)	M. Williams, NY-J	2	14	7.0	14	0
5t)	Haden, Cle.	2	9	4.5	9	0
5t)	McCourty, Ten.	2	7	3.5	6	0
5t)	Cox, Ten.	2	3	1.5	3	0
16t)	Johnson, K.C.	1	55	55.0	55t	1
16t)	Gipson, Jac.	1	30	30.0	30	0
16t)	*Boddy-Calhoun, Cle.	1	27	27.0	27t	1
16t)	Phillips, S.D.	1	22	22.0	22	0
16t)	*Joseph, Oak.	1	21	21.0	21	0
16t)	J. Jones, Pit.	1	20	20.0	20	0
16t)	Butler, Ind.	1	19	19.0	19	0
16t)	R. Jones, Mia.	1	17	17.0	17	0
16t)	Hal, Hou.	1	12	12.0	12	0
16t)	Nelson, Oak.	1	12	12.0	12	0
16t)	Lewis-Harris, Cin.	1	11	11.0	11	0
16t)	*Ngakoue, Jac.	1	9	9.0	9	0
16t)	Mager, S.D.	1	8	8.0	8	0
16t)	Orr, Bal.	1	8	8.0	8	0
16t)	Demps, Hou.	1	6	6.0	6	0
16t)	Mebane, S.D.	1	5	5.0	5	0
16t)	Chung, N.E.	1	4	4.0	4	0
16t)	Stafford, Ten.	1	4	4.0	4	0
16t)	Jones, Cin.	1	2	2.0	2	0
16t)	Benwikere, Car.-Mia.	1	1	1.0	1	0
16t)	*Parks, Den.	1	1	1.0	1	0
16t)	Amerson, Oak.	1	0	0.0	0	0
16t)	Berry, K.C.	1	0	0.0	0	0
16t)	Davis, Ind.	1	0	0.0	0	0
16t)	W. Davis, Bal.	1	0	0.0	0	0
16t)	Graham, Buf.	1	0	0.0	0	0
16t)	Harmon, N.E.	1	0	0.0	0	0
16t)	Harris, Den.	1	0	0.0	0	0
16t)	Harrison, Pit.	1	0	0.0	0	0
16t)	Kirkpatrick, Cin.	1	0	0.0	0	0
16t)	Nelson, Hou.	1	0	0.0	0	0
16t)	Posluszny, Jac.	1	0	0.0	0	0
16t)	Shaw, Cin.	1	0	0.0	0	0
16t)	Shazier, Pit.	1	0	0.0	0	0
16t)	Sorensen, K.C.	1	0	0.0	0	0
16t)	Verrett, S.D.	1	0	0.0	0	0
16t)	Weddle, Bal.	1	0	0.0	0	0
16t)	White, Buf.	1	0	0.0	0	0
16t)	*White, K.C.	1	0	0.0	0	0
16t)	Williams, Cle.	1	0	0.0	0	0
16t)	Williamson, Ten.	1	0	0.0	0	0

WEEK 6 / THROUGH MONDAY, OCTOBER 17, 2016**AFC / LEADERS IN SACKS**

Rank	Player, Team	Sacks
1)	Alexander, Buf. (LB)	8.0
2)	Miller, Den. (LB)	7.5
3)	Orakpo, Ten. (LB)	7.0
4t)	Suggs, Bal. (LB)	5.0
4t)	L. Williams, NY-J (DT)	5.0
6t)	Mercilus, Hou. (LB)	4.5
6t)	Wolfe, Den. (DE)	4.5
8t)	Dunlap, Cin. (DE)	4.0
8t)	Hughes, Buf. (LB)	4.0
8t)	*Ngakoue, Jac. (DE)	4.0
8t)	Ray, Den. (LB)	4.0
8t)	Walden, Ind. (LB)	4.0
13t)	Ford, K.C. (LB)	3.5
13t)	Sheard, N.E. (DE)	3.5
15t)	*Brown, S.D. (LB)	3.0
15t)	Casey, Ten. (DE)	3.0
15t)	Clarke, Cin. (DE)	3.0
15t)	Heyward, Pit. (DE)	3.0
15t)	Ingram, S.D. (LB)	3.0
15t)	Jernigan, Bal. (DE)	3.0
15t)	McKinney, Hou. (LB)	3.0
15t)	Morgan, Ten. (LB)	3.0
23t)	Atkins, Cin. (DT)	2.5
23t)	Branch, Mia. (DE)	2.5
23t)	McGee, Oak. (DT)	2.5
23t)	Simon, Hou. (LB)	2.5
23t)	Suh, Mia. (DT)	2.5
28t)	Attaochu, S.D. (LB)	2.0
28t)	*Bosa, S.D. (DE)	2.0
28t)	M. Brown, N.E. (DT)	2.0
28t)	Z. Brown, Buf. (LB)	2.0
28t)	Clowney, Hou. (DE)	2.0
28t)	Fowler, Jac. (DE)	2.0
28t)	Irvin, Oak. (LB)	2.0
28t)	C. Johnson, Cle. (DE)	2.0
28t)	Mack, Oak. (DE)	2.0
28t)	McLendon, NY-J (DT)	2.0
28t)	Ware, Den. (LB)	2.0
28t)	*A. Washington, Buf. (DE)	2.0
28t)	V. Williams, Pit. (LB)	2.0
41t)	Douzable, Buf. (DT)	1.5
41t)	Hightower, N.E. (LB)	1.5
41t)	M. Johnson, Cin. (DE)	1.5
41t)	J. Jones, Mia. (DE)	1.5
41t)	Kerr, Ind. (DE)	1.5
41t)	Mauldin, NY-J (LB)	1.5
41t)	Moats, Pit. (LB)	1.5
41t)	Posluszny, Jac. (LB)	1.5
41t)	Wake, Mia. (DE)	1.5
41t)	Watt, Hou. (DE)	1.5
41t)	Wilkerson, NY-J (DE)	1.5
41t)	K. Williams, Buf. (DE)	1.5

WEEK 6 / THROUGH MONDAY, OCTOBER 17, 2016**AFC / FUMBLE RECOVERIES**

Rank	Player, Team	TotRec	OffRec	DefRec
1t)	Fitzpatrick, NY-J	3	3	0
1t)	Luck, Ind.	3	3	0
3t)	Alonso, Mia.	2	0	2
3t)	P. Brown, Buf.	2	0	2
3t)	Dalton, Cin.	2	2	0
3t)	D. Jackson, Ind.	2	0	2
3t)	*C. Jones, N.E.	2	2	0
3t)	Keo, Den.	2	0	2
3t)	*Kessler, Cle.	2	2	0
3t)	*Louis, Cle.	2	2	0
3t)	L. Miller, Hou.	2	2	0
3t)	Nelson, Oak.	2	0	2
3t)	Orr, Bal.	2	0	2
3t)	Rivers, S.D.	2	2	0
3t)	Roethlisberger, Pit.	2	2	0
3t)	A. Smith, K.C.	2	2	0
3t)	Taylor, Buf.	2	2	0

WEEK 6 / THROUGH MONDAY, OCTOBER 17, 2016**AFC / OFFENSIVE FUMBLE RECOVERIES**

Rank	Player, Team	Ret	Yards	Avg	Long	TD
1t)	Fitzpatrick, NY-J	3	0	0.0	0	0
1t)	Luck, Ind.	3	-1	-0.3	0	0
3t)	*Louis, Cle.	2	1	0.5	1	0
3t)	Dalton, Cin.	2	0	0.0	0	0
3t)	*C. Jones, N.E.	2	0	0.0	0	0
3t)	*Kessler, Cle.	2	0	0.0	0	0
3t)	L. Miller, Hou.	2	0	0.0	0	0
3t)	Rivers, S.D.	2	0	0.0	0	0
3t)	Roethlisberger, Pit.	2	0	0.0	0	0
3t)	A. Smith, K.C.	2	0	0.0	0	0
3t)	Taylor, Buf.	2	-3	-1.5	0	0
12t)	*Peake, NY-J	1	42	42.0	42t	1
12t)	Amendola, N.E.	1	0	0.0	0	0
12t)	Bolden, N.E.	1	0	0.0	0	0
12t)	*Booker, Den.	1	0	0.0	0	0
12t)	*Brissett, N.E.	1	0	0.0	0	0
12t)	Clark, Hou.	1	0	0.0	0	0
12t)	K. Davis, NY-J	1	0	0.0	0	0
12t)	DeCastro, Pit.	1	0	0.0	0	0
12t)	Douglas, Ten.	1	0	0.0	0	0
12t)	Flacco, Bal.	1	0	0.0	0	0
12t)	Griffin III, Cle.	1	0	0.0	0	0
12t)	Hairston, S.D.	1	0	0.0	0	0
12t)	Hester, Bal.	1	0	0.0	0	0
12t)	Heyward-Bey, Pit.	1	0	0.0	0	0
12t)	Ijalana, NY-J	1	0	0.0	0	0
12t)	Ivory, Jac.	1	0	0.0	0	0
12t)	James, Mia.	1	0	0.0	0	0
12t)	L. Jones, Pit.	1	0	0.0	0	0
12t)	*Lynch, Den.	1	0	0.0	0	0
12t)	Manuel, Buf.	1	0	0.0	0	0
12t)	McCown, Cle.	1	0	0.0	0	0
12t)	McCoy, Buf.	1	0	0.0	0	0
12t)	McGrath, S.D.	1	0	0.0	0	0
12t)	Mills, Buf.	1	0	0.0	0	0
12t)	Murray, Ten.	1	0	0.0	0	0
12t)	Pryor, Cle.	1	0	0.0	0	0
12t)	A. Robinson, Jac.	1	0	0.0	0	0
12t)	Sanders, Den.	1	0	0.0	0	0
12t)	Tannehill, Mia.	1	0	0.0	0	0
12t)	Verrett, S.D.	1	0	0.0	0	0
12t)	Walker, Ten.	1	0	0.0	0	0
12t)	*Washington, Oak.	1	0	0.0	0	0
12t)	J. White, N.E.	1	0	0.0	0	0
12t)	Williams, Cle.	1	0	0.0	0	0
12t)	Zuttah, Bal.	1	0	0.0	0	0
12t)	*Richard, Oak.	1	-2	-2.0	-2	0

WEEK 6 / THROUGH MONDAY, OCTOBER 17, 2016**AFC / DEFENSIVE FUMBLE RECOVERIES**

Rank	Player, Team	Ret	Yards	Avg	Long	TD
1t)	Alonso, Mia.	2	2	1.0	2	0
1t)	P. Brown, Buf.	2	0	0.0	0	0
1t)	D. Jackson, Ind.	2	0	0.0	0	0
1t)	Keo, Den.	2	0	0.0	0	0
1t)	Nelson, Oak.	2	0	0.0	0	0
1t)	Orr, Bal.	2	0	0.0	0	0
7t)	Reid, S.D.	1	61	61.0	61t	1
7t)	Johnson, Hou.	1	53	53.0	53	0
7t)	A. Williams, Buf.	1	53	53.0	53t	1
7t)	Robey-Coleman, Buf.	1	36	36.0	36t	1
7t)	D. Harris, K.C.	1	27	27.0	27t	1
7t)	Golden, Pit.	1	21	21.0	21	0
7t)	Ray, Den.	1	15	15.0	15t	1
7t)	Rey, Cin.	1	10	10.0	10	0
7t)	Mercilus, Hou.	1	5	5.0	5	0
7t)	Winn, Den.	1	4	4.0	4	0
7t)	Toomer, Oak.-S.D.	1	2	2.0	2	0
7t)	Heyward, Pit.	1	1	1.0	1	0
7t)	Adams, Ind.	1	0	0.0	0	0
7t)	Autry, Oak.	1	0	0.0	0	0
7t)	Cockrell, Pit.	1	0	0.0	0	0
7t)	Cyprien, Jac.	1	0	0.0	0	0
7t)	Dansby, Cin.	1	0	0.0	0	0
7t)	Flowers, N.E.	1	0	0.0	0	0
7t)	Graham, Buf.	1	0	0.0	0	0
7t)	Hali, K.C.	1	0	0.0	0	0
7t)	Harmon, N.E.	1	0	0.0	0	0
7t)	J. Jones, Mia.	1	0	0.0	0	0
7t)	*Joseph, Oak.	1	0	0.0	0	0
7t)	Langford, Ind.	1	0	0.0	0	0
7t)	Lemonier, Cle.	1	0	0.0	0	0
7t)	Liuget, S.D.	1	0	0.0	0	0
7t)	Long, N.E.	1	0	0.0	0	0
7t)	Mager, S.D.	1	0	0.0	0	0
7t)	Meeks, Buf.	1	0	0.0	0	0
7t)	*Murray, K.C.	1	0	0.0	0	0
7t)	*Parks, Den.	1	0	0.0	0	0
7t)	Peko, Cin.	1	0	0.0	0	0
7t)	Richards, N.E.	1	0	0.0	0	0
7t)	Richardson, NY-J	1	0	0.0	0	0
7t)	D. Robinson, Jac.	1	0	0.0	0	0
7t)	*Ward, Oak.	1	0	0.0	0	0
7t)	Ward, Den.	1	0	0.0	0	0
7t)	Watt, Hou.	1	0	0.0	0	0
7t)	*Young, Bal.	1	0	0.0	0	0

WEEK 6 / THROUGH MONDAY, OCTOBER 17, 2016**NFC / LEADING PASSERS**

Player, Team	Att	Comp	Pct		Avg		Pct			Pct Rating	
			Comp	Yds	Gain	TD	TD	Long	Int	Int	Points
Ryan, Atl.	210	143	68.1	2075	9.88	15	7.1	75t	3	1.4	117.9
Bradford, Min.	125	88	70.4	990	7.92	6	4.8	46	0	0.0	109.8
Stafford, Det.	212	146	68.9	1648	7.77	14	6.6	73t	4	1.9	106.0
*Prescott, Dal.	182	125	68.7	1486	8.16	7	3.8	47	1	0.5	103.9
Brees, N.O.	225	150	66.7	1734	7.71	14	6.2	98t	4	1.8	103.1
Hoyer, Chi.	189	130	68.8	1396	7.39	6	3.2	64	0	0.0	100.8
*Wentz, Phi.	157	102	65.0	1186	7.55	7	4.5	73t	1	0.6	99.9
Wilson, Sea.	170	112	65.9	1334	7.85	5	2.9	59	1	0.6	97.0
Cousins, Was.	226	147	65.0	1695	7.50	9	4.0	57	6	2.7	89.7
Manning, NY-G	233	151	64.8	1788	7.67	8	3.4	75t	6	2.6	88.8
A. Rodgers, G.B.	181	109	60.2	1170	6.46	10	5.5	49	4	2.2	88.4
Keenum, L.A.	184	115	62.5	1417	7.70	7	3.8	65t	6	3.3	85.3
Palmer, Ariz	187	113	60.4	1363	7.29	7	3.7	58	5	2.7	84.1
Newton, Car.	180	104	57.8	1296	7.20	8	4.4	78t	6	3.3	81.2
Winston, T.B.	207	121	58.5	1327	6.41	9	4.3	45t	8	3.9	75.9
Gabbert, S.F.	150	87	58.0	890	5.93	5	3.3	75t	6	4.0	69.6

NFC / LEADING PASSERS, RANKS

Player, Team	Att	Comp	Pct		Avg		Pct			Pct Rating	
			Comp	Yds	Gain	TD	TD	Long	Int	Int	Points
Ryan, Atl.	5	5	5	1	1	1	1	1	6	6	1
Bradford, Min.	16	15	1	15	3	13t	5	1t	1t	1t	2
Stafford, Det.	4	4	2	5	5	2t	2	7t	8	3	3
*Prescott, Dal.	10	7	4	6	2	9t	10	3t	3	4	4
Brees, N.O.	3	2	6	3	6	2t	3	7t	7	5	5
Hoyer, Chi.	7	6	3	8	11	13t	15	1t	1t	6	6
*Wentz, Phi.	14	14	9	13	9	9t	6	3t	5	7	7
Wilson, Sea.	13	11	7	10	4	15t	16	3t	4	8	8
Cousins, Was.	2	3	8	4	10	5t	9	11t	11	9	9
Manning, NY-G	1	1	10	2	8	7t	13	11t	10	10	10
A. Rodgers, G.B.	11	12	13	14	14	4	4	7t	9	11	11
Keenum, L.A.	9	9	11	7	7	9t	11	11t	13	12	12
Palmer, Ariz	8	10	12	9	12	9t	12	10	12	13	13
Newton, Car.	12	13	16	12	13	7t	7	11t	14	14	14
Winston, T.B.	6	8	14	11	15	5t	8	16	15	15	15
Gabbert, S.F.	15	16	15	16	16	15t	14	11t	16	16	16

WEEK 6 / THROUGH MONDAY, OCTOBER 17, 2016**NFC / FOURTH-QUARTER PASSING LEADERS**

Rank	Player, Team	Att	Comp	Comp%	Yards	YPA	TD	TD%	Int	Int%	Rating
1)	Bradford, Min.	21	16	76.2	191	9.10	1	4.8	0	0.0	119.3
2)	*Prescott, Dal.	42	28	66.7	335	7.98	2	4.8	0	0.0	106.7
3)	Wilson, Sea.	49	31	63.3	373	7.61	2	4.1	0	0.0	100.1
4)	Hoyer, Chi.	70	48	68.6	509	7.27	2	2.9	0	0.0	99.0
5)	Stafford, Det.	58	42	72.4	464	8.00	3	5.2	2	3.4	98.6
6)	Manning, NY-G	75	50	66.7	661	8.81	3	4.0	2	2.7	96.6
7)	Brees, N.O.	70	47	67.1	519	7.41	5	7.1	3	4.3	94.9
8)	Ryan, Atl.	39	21	53.8	355	9.10	2	5.1	1	2.6	91.3
9)	Anderson, Car.	27	20	74.1	216	8.00	2	7.4	3	11.1	82.3
10)	Newton, Car.	50	30	60.0	388	7.76	2	4.0	2	4.0	81.1
11)	A. Rodgers, G.B.	40	24	60.0	280	7.00	1	2.5	1	2.5	79.2
12)	Keenum, L.A.	47	25	53.2	276	5.87	3	6.4	2	4.3	74.4
13)	Winston, T.B.	72	39	54.2	403	5.60	2	2.8	1	1.4	74.0
14)	Cousins, Was.	52	31	59.6	390	7.50	1	1.9	2	3.8	73.4
15)	*Wentz, Phi.	33	20	60.6	242	7.33	0	0.0	1	3.0	70.5
16)	Palmer, Ariz	47	30	63.8	355	7.55	2	4.3	4	8.5	65.5
17)	Gabbert, S.F.	47	26	55.3	316	6.72	2	4.3	4	8.5	54.9
18)	Stanton, Ariz	20	8	40.0	85	4.25	0	0.0	2	10.0	13.5

NFC / THIRD-DOWN PASSING LEADERS

Rank	Player, Team	Att	Comp	Comp%	Yards	YPA	TD	TD%	Int	Int%	Rating
1)	Brees, N.O.	51	35	68.6	459	9.00	4	7.8	0	0.0	122.9
2)	Bradford, Min.	41	29	70.7	285	6.95	2	4.9	0	0.0	106.3
3)	Ryan, Atl.	46	31	67.4	360	7.83	2	4.3	0	0.0	105.3
4)	Keenum, L.A.	54	31	57.4	421	7.80	4	7.4	1	1.9	99.4
5)	*Wentz, Phi.	40	23	57.5	386	9.65	1	2.5	0	0.0	98.5
6)	*Prescott, Dal.	52	38	73.1	439	8.44	1	1.9	1	1.9	96.6
7)	Hoyer, Chi.	45	29	64.4	327	7.27	1	2.2	0	0.0	93.5
8)	Stafford, Det.	53	36	67.9	487	9.19	1	1.9	2	3.8	87.5
9)	A. Rodgers, G.B.	52	31	59.6	413	7.94	4	7.7	3	5.8	86.5
10)	Cousins, Was.	57	34	59.6	394	6.91	3	5.3	2	3.5	83.5
11)	Palmer, Ariz	46	29	63.0	331	7.20	1	2.2	1	2.2	82.8
12)	Manning, NY-G	60	34	56.7	422	7.03	3	5.0	2	3.3	81.4
13)	Winston, T.B.	52	28	53.8	323	6.21	2	3.8	2	3.8	69.6
14)	Gabbert, S.F.	47	25	53.2	168	3.57	3	6.4	2	4.3	64.8
15)	Newton, Car.	51	26	51.0	363	7.12	1	2.0	2	3.9	64.4
16)	Wilson, Sea.	43	21	48.8	268	6.23	0	0.0	1	2.3	59.1

WEEK 6 / THROUGH MONDAY, OCTOBER 17, 2016**NFC / LEADING RUSHERS**

Rank	Player, Team	Att	Yards	Avg	Long	TD
1)	*Elliott, Dal.	137	703	5.1	60t	5
2)	D. Johnson, Ariz	113	568	5.0	58t	8
3)	Freeman, Atl.	90	450	5.0	48	2
4)	Jones, Was.	89	433	4.9	57	3
5)	Hyde, S.F.	109	429	3.9	34	6
6)	Lacy, G.B.	71	360	5.1	31	0
7)	Michael, Sea.	81	354	4.4	41t	4
8)	Gurley, L.A.	119	346	2.9	16	3
9)	*Howard, Chi.	66	330	5.0	57	1
10)	Ingram, N.O.	70	272	3.9	17	1
11)	Mathews, Phi.	53	206	3.9	30	3
12)	Whittaker, Car.	33	185	5.6	25	0
13)	McKinnon, Min.	57	174	3.1	25	1
14)	Gabbert, S.F. (QB)	39	172	4.4	24	2
15)	Riddick, Det.	50	171	3.4	21t	1
16t)	Coleman, Atl.	51	170	3.3	16	4
16t)	Rodgers, T.B.	43	170	4.0	24	0
18)	Stewart, Car.	39	158	4.1	26	2
19)	Newton, Car. (QB)	31	148	4.8	21	3
20)	Vereen, NY-G	31	147	4.7	25	1
21)	Artis-Payne, Car.	36	144	4.0	14	2
22)	A. Morris, Dal.	33	130	3.9	17	2
23)	C. Thompson, Was.	26	120	4.6	20	1
24)	Jennings, NY-G	40	117	2.9	17	0
25t)	Langford, Chi.	31	116	3.7	23	2
25t)	Sims, T.B.	41	116	2.8	23	1
25t)	Sproles, Phi.	28	116	4.1	15	0
28)	Darkwa, NY-G	30	111	3.7	17	2
29t)	Asiata, Min.	36	103	2.9	12	2
29t)	Forsett, Bal.-Det.	36	103	2.9	11	0
31)	*Smallwood, Phi.	24	102	4.3	14	1
32)	Abdullah, Det.	18	101	5.6	24	0
33)	C. Johnson, Ariz	25	95	3.8	18	1
34)	Stafford, Det. (QB)	19	94	4.9	24	0
35)	Barner, Phi.	16	92	5.8	19	1
36)	A. Rodgers, G.B. (QB)	20	89	4.5	14	2
37)	*Kelley, Was.	13	88	6.8	45	0
38)	Martin, T.B.	25	85	3.4	17	0
39)	Zenner, Det.	24	79	3.3	19	0
40)	*D. Washington, Det.	18	76	4.2	28	1
41)	*Prescott, Dal. (QB)	20	67	3.4	17	3
42)	Kaepernick, S.F. (QB)	8	66	8.3	29	0
43)	Carey, Chi.	13	59	4.5	16	0
44)	Rainey, NY-G	15	57	3.8	14	0
45)	Draughn, S.F.	26	55	2.1	18	1
46t)	Austin, L.A. (WR)	12	52	4.3	14	0
46t)	Ryan, Atl. (QB)	16	52	3.3	18	0
48)	Tolbert, Car.	18	51	2.8	6	0
49t)	Peterson, Min.	31	50	1.6	9	0
49t)	Winston, T.B. (QB)	20	50	2.5	10	1

WEEK 6 / THROUGH MONDAY, OCTOBER 17, 2016**NFC / THIRD-AND-ONE RUSHING LEADERS**

Rank	Player, Team	Att	FD	Pct
1t)	Jones, Was.	4	4	100.0
1t)	Hyde, S.F.	3	3	100.0
1t)	Freeman, Atl.	2	2	100.0
1t)	Gabbert, S.F.	2	2	100.0
1t)	Keenum, L.A.	2	2	100.0
1t)	Kuhn, N.O.	2	2	100.0
1t)	Lasike, Chi.	2	2	100.0
1t)	Mathews, Phi.	2	2	100.0
1t)	Peterson, Min.	2	2	100.0
1t)	K. Smith, Dal.	2	2	100.0
11)	D. Johnson, Ariz	6	5	83.3
12)	*Elliott, Dal.	5	4	80.0
13)	Newton, Car.	4	3	75.0
14t)	Gurley, L.A.	6	4	66.7
14t)	Asiata, Min.	3	2	66.7
14t)	Ingram, N.O.	3	2	66.7
14t)	Ripkowski, G.B.	3	2	66.7
18t)	Coleman, Atl.	4	2	50.0
18t)	Michael, Sea.	4	2	50.0

WEEK 6 / THROUGH MONDAY, OCTOBER 17, 2016**NFC / LEADERS IN RECEPTIONS**

Rank	Player, Team	Rec	Yards	Avg	Long	TD
1)	Olsen, Car. (TE)	39	610	15.6	78t	2
2)	Fitzgerald, Ariz	37	410	11.1	29t	5
3)	Beckham, NY-G	35	581	16.6	75t	3
4t)	Beasley, Dal.	33	390	11.8	47	3
4t)	Reed, Was. (TE)	33	316	9.6	26	2
6)	Evans, T.B.	32	449	14.0	45t	4
7t)	J. Jones, Atl.	31	656	21.2	75t	4
7t)	Miller, Chi. (TE)	31	265	8.5	26	3
9)	Britt, L.A.	30	492	16.4	47	2
10t)	M. Jones, Det.	29	529	18.2	73t	4
10t)	Jeffery, Chi.	29	487	16.8	54	0
10t)	Benjamin, Car.	29	394	13.6	25	4
10t)	Royal, Chi.	29	338	11.7	64	2
10t)	Boldin, Det.	29	244	8.4	24t	3
15t)	Baldwin, Sea.	28	361	12.9	59	2
15t)	Kerley, S.F.	28	316	11.3	33t	2
15t)	Garcon, Was.	28	307	11.0	23	1
15t)	Cobb, G.B.	28	293	10.5	33	1
15t)	Witten, Dal. (TE)	28	274	9.8	31	0
20t)	Nelson, G.B.	26	312	12.0	49	5
20t)	*Michael Thomas, N.O.	26	307	11.8	28	3
20t)	*Shepard, NY-G	26	302	11.6	32	2
20t)	Meredith, Chi.	26	295	11.3	36	1
20t)	Austin, L.A.	26	242	9.3	43t	1
20t)	Riddick, Det. (RB)	26	190	7.3	19	3
26t)	Cooks, N.O.	25	428	17.1	98t	3
26t)	Diggs, Min.	25	372	14.9	46	1
26t)	Tate, Det.	25	299	12.0	61	1
29t)	Jo. Brown, Ariz	24	301	12.5	29	0
29t)	Crowder, Was.	24	283	11.8	55t	3
31t)	Graham, Sea. (TE)	22	355	16.1	40	1
31t)	Matthews, Phi.	22	344	15.6	54	2
31t)	D. Jackson, Was.	22	333	15.1	44t	1
34t)	Sanu, Atl.	21	242	11.5	59	2
34t)	Rudolph, Min. (TE)	21	236	11.2	21	3
36t)	Williams, Dal.	20	311	15.6	47	1
36t)	Thielen, Min.	20	272	13.6	36t	1
36t)	D. Johnson, Ariz (RB)	20	265	13.3	58	0
36t)	Humphries, T.B.	20	216	10.8	31	0
36t)	Whittaker, Car. (RB)	20	168	8.4	24	0
41t)	Snead, N.O.	19	296	15.6	49	2
41t)	Cruz, NY-G	19	276	14.5	40	1
41t)	Fleener, N.O. (TE)	19	237	12.5	50t	2
41t)	Kevin White, Chi.	19	187	9.8	32	0
41t)	Tamme, Atl. (TE)	19	174	9.2	19	2
46t)	Coleman, Atl. (RB)	18	320	17.8	49	1
46t)	Ebron, Det. (TE)	18	210	11.7	29	1
46t)	Kendricks, L.A. (TE)	18	186	10.3	44	1
46t)	Ingram, N.O. (RB)	18	134	7.4	20	1
50t)	Brate, T.B. (TE)	17	197	11.6	38	2
50t)	Brown, Car.	17	177	10.4	27	1
50t)	Freeman, Atl. (RB)	17	127	7.5	26	1

WEEK 6 / THROUGH MONDAY, OCTOBER 17, 2016**NFC / RECEIVING YARDAGE LEADERS**

Rank	Player, Team	Yards	Rec	Avg	Long	TD
1)	J. Jones, Atl.	656	31	21.2	75t	4
2)	Olsen, Car. (TE)	610	39	15.6	78t	2
3)	Beckham, NY-G	581	35	16.6	75t	3
4)	M. Jones, Det.	529	29	18.2	73t	4
5)	Britt, L.A.	492	30	16.4	47	2
6)	Jeffery, Chi.	487	29	16.8	54	0
7)	Evans, T.B.	449	32	14.0	45t	4
8)	Cooks, N.O.	428	25	17.1	98t	3
9)	Fitzgerald, Ariz	410	37	11.1	29t	5
10)	Benjamin, Car.	394	29	13.6	25	4
11)	Beasley, Dal.	390	33	11.8	47	3
12)	Diggs, Min.	372	25	14.9	46	1
13)	Baldwin, Sea.	361	28	12.9	59	2
14)	Graham, Sea. (TE)	355	22	16.1	40	1
15)	Matthews, Phi.	344	22	15.6	54	2
16)	Royal, Chi.	338	29	11.7	64	2
17)	D. Jackson, Was.	333	22	15.1	44t	1
18)	Coleman, Atl. (RB)	320	18	17.8	49	1
19t)	Kerley, S.F.	316	28	11.3	33t	2
19t)	Reed, Was. (TE)	316	33	9.6	26	2
21)	Nelson, G.B.	312	26	12.0	49	5
22)	Williams, Dal.	311	20	15.6	47	1
23t)	Garcon, Was.	307	28	11.0	23	1
23t)	*Michael Thomas, N.O.	307	26	11.8	28	3
25)	*Shepard, NY-G	302	26	11.6	32	2
26)	Jo. Brown, Ariz	301	24	12.5	29	0
27)	Tate, Det.	299	25	12.0	61	1
28)	Snead, N.O.	296	19	15.6	49	2
29)	Meredith, Chi.	295	26	11.3	36	1
30)	Cobb, G.B.	293	28	10.5	33	1
31)	Crowder, Was.	283	24	11.8	55t	3
32)	Cruz, NY-G	276	19	14.5	40	1
33)	Witten, Dal. (TE)	274	28	9.8	31	0
34)	Thielen, Min.	272	20	13.6	36t	1
35t)	D. Johnson, Ariz (RB)	265	20	13.3	58	0
35t)	Miller, Chi. (TE)	265	31	8.5	26	3
35t)	Quick, L.A.	265	16	16.6	65t	3
38)	Boldin, Det.	244	29	8.4	24t	3
39t)	Austin, L.A.	242	26	9.3	43t	1
39t)	Sanu, Atl.	242	21	11.5	59	2
41)	Fleener, N.O. (TE)	237	19	12.5	50t	2
42)	Rudolph, Min. (TE)	236	21	11.2	21	3
43)	Adams, G.B.	218	15	14.5	29t	3
44)	Humphries, T.B.	216	20	10.8	31	0
45)	Ebron, Det. (TE)	210	18	11.7	29	1
46)	Brate, T.B. (TE)	197	17	11.6	38	2
47)	Floyd, Ariz	192	14	13.7	39	3
48)	Ginn, Car.	191	14	13.6	52	0
49)	Riddick, Det. (RB)	190	26	7.3	19	3
50t)	Ja. Brown, Ariz	187	11	17.0	51t	1
50t)	Sproles, Phi. (RB)	187	15	12.5	73t	1
50t)	Kevin White, Chi.	187	19	9.8	32	0

WEEK 6 / THROUGH MONDAY, OCTOBER 17, 2016**NFC / THIRD-DOWN RECEIVING LEADERS**

Rank	Player, Team	Rec	Yards	Avg	Long	TD
1)	Royal, Chi.	14	191	13.6	64	0
2t)	Reed, Was. (TE)	13	146	11.2	26	1
2t)	Beasley, Dal.	13	141	10.8	29	0
4t)	Cobb, G.B.	11	146	13.3	32	0
4t)	Rudolph, Min. (TE)	11	98	8.9	18	2
6t)	*Shepard, NY-G	9	121	13.4	32	1
6t)	Britt, L.A.	9	107	11.9	34	1
6t)	Fitzgerald, Ariz	9	81	9.0	15	0
9t)	Benjamin, Car.	8	148	18.5	25	0
9t)	Cruz, NY-G	8	141	17.6	40	1
9t)	Tate, Det.	8	132	16.5	61	0
9t)	Baldwin, Sea.	8	119	14.9	59	1
9t)	Nelson, G.B.	8	113	14.1	39	2
9t)	Olsen, Car. (TE)	8	111	13.9	34	1
9t)	Thielen, Min.	8	105	13.1	21	0
9t)	Sanu, Atl.	8	93	11.6	22	0
9t)	D. Johnson, Ariz (RB)	8	85	10.6	24	0
9t)	Witten, Dal. (TE)	8	80	10.0	31	0
9t)	Boldin, Det.	8	70	8.8	20	0
20t)	Matthews, Phi.	7	142	20.3	54	0
20t)	Diggs, Min.	7	99	14.1	33	0
20t)	Kerley, S.F.	7	71	10.1	33t	2
23t)	Crowder, Was.	6	90	15.0	55t	1
23t)	Ebron, Det. (TE)	6	89	14.8	29	1
23t)	Evans, T.B.	6	80	13.3	19t	1
23t)	Brate, T.B. (TE)	6	75	12.5	20	1
23t)	Gurley, L.A. (RB)	6	75	12.5	33	0
23t)	Snead, N.O.	6	74	12.3	23	0
23t)	Austin, L.A.	6	71	11.8	43t	1
23t)	Garcon, Was.	6	66	11.0	22	0
23t)	Tamme, Atl. (TE)	6	28	4.7	12	1
32t)	Cooks, N.O.	5	115	23.0	87t	1
32t)	M. Jones, Det.	5	102	20.4	47	0
32t)	Sproles, Phi. (RB)	5	93	18.6	73t	1
32t)	Jeffery, Chi.	5	76	15.2	26	0
32t)	Jackson, T.B.	5	75	15.0	18	0
32t)	Beckham, NY-G	5	68	13.6	26	0
32t)	Humphries, T.B.	5	64	12.8	29	0
32t)	*Michael Thomas, N.O.	5	64	12.8	25	0
32t)	Asiata, Min. (RB)	5	63	12.6	23	0
32t)	Williams, Dal.	5	63	12.6	17	0
32t)	Brown, Car.	5	61	12.2	27	0
32t)	C. Thompson, Was. (RB)	5	58	11.6	38	0
32t)	Riddick, Det. (RB)	5	47	9.4	12	0
32t)	Patton, S.F.	5	43	8.6	13	0
32t)	Meredith, Chi.	5	37	7.4	16	0
32t)	Cadet, N.O. (RB)	5	36	7.2	10	0
48t)	Quick, L.A.	4	124	31.0	65t	2
48t)	Fleener, N.O. (TE)	4	99	24.8	50t	1
48t)	Graham, Sea. (TE)	4	84	21.0	40	0
48t)	Bryant, Dal.	4	68	17.0	18	1
48t)	Adams, G.B.	4	65	16.3	29t	2
48t)	Jo. Brown, Ariz	4	57	14.3	20	0
48t)	Kevin White, Chi.	4	35	8.8	19	0
48t)	Fells, Ariz (TE)	4	30	7.5	11	0
48t)	Cunningham, L.A. (RB)	4	29	7.3	10	0
48t)	Miller, Chi. (TE)	4	29	7.3	10	1

WEEK 6 / THROUGH MONDAY, OCTOBER 17, 2016**NFC / LEADING SCORERS, NONKICKERS**

Rank	Player, Team	TD	Rush	Rec	Ret	X2	Pts
1)	D. Johnson, Ariz (RB)	8	8	0	0	0	48
2)	Hyde, S.F. (RB)	6	6	0	0	1	38
3t)	Coleman, Atl. (RB)	5	4	1	0	0	30
3t)	*Elliott, Dal. (RB)	5	5	0	0	0	30
3t)	Fitzgerald, Ariz (WR)	5	0	5	0	0	30
3t)	Michael, Sea. (RB)	5	4	1	0	0	30
3t)	Nelson, G.B. (WR)	5	0	5	0	0	30
8t)	Benjamin, Car. (WR)	4	0	4	0	0	24
8t)	Crowder, Was. (WR)	4	0	3	1	0	24
8t)	Evans, T.B. (WR)	4	0	4	0	0	24
8t)	M. Jones, Det. (WR)	4	0	4	0	0	24
8t)	J. Jones, Atl. (WR)	4	0	4	0	0	24
8t)	Kuhn, N.O. (RB)	4	3	1	0	0	24
8t)	Mathews, Phi. (RB)	4	3	1	0	0	24
8t)	Riddick, Det. (RB)	4	1	3	0	0	24
16)	Newton, Car. (QB)	3	3	0	0	1	20
17t)	Adams, G.B. (WR)	3	0	3	0	0	18
17t)	Beasley, Dal. (WR)	3	0	3	0	0	18
17t)	Beckham, NY-G (WR)	3	0	3	0	0	18
17t)	Boldin, Det. (WR)	3	0	3	0	0	18
17t)	Cooks, N.O. (WR)	3	0	3	0	0	18
17t)	Fleener, N.O. (TE)	3	1	2	0	0	18
17t)	Floyd, Ariz (WR)	3	0	3	0	0	18
17t)	Freeman, Atl. (RB)	3	2	1	0	0	18
17t)	Gurley, L.A. (RB)	3	3	0	0	0	18
17t)	Jones, Was. (RB)	3	3	0	0	0	18
17t)	Miller, Chi. (TE)	3	0	3	0	0	18
17t)	*Prescott, Dal. (QB)	3	3	0	0	0	18
17t)	Quick, L.A. (WR)	3	0	3	0	0	18
17t)	Royal, Chi. (WR)	3	0	2	1	0	18
17t)	Rudolph, Min. (TE)	3	0	3	0	0	18
17t)	*Michael Thomas, N.O. (WR)	3	0	3	0	0	18
33t)	Funchess, Car. (WR)	2	0	2	0	1	14
33t)	Ingram, N.O. (RB)	2	1	1	0	1	14
33t)	Olsen, Car. (TE)	2	0	2	0	1	14
33t)	Sanu, Atl. (WR)	2	0	2	0	1	14
37t)	Artis-Payne, Car. (RB)	2	2	0	0	0	12
37t)	Asiata, Min. (RB)	2	2	0	0	0	12
37t)	Baldwin, Sea. (WR)	2	0	2	0	0	12
37t)	Brate, T.B. (TE)	2	0	2	0	0	12
37t)	Britt, L.A. (WR)	2	0	2	0	0	12
37t)	Butler, Dal. (WR)	2	0	2	0	0	12
37t)	Darkwa, NY-G (RB)	2	2	0	0	0	12
37t)	Gabbert, S.F. (QB)	2	2	0	0	0	12
37t)	Hardy, Atl. (WR)	2	0	2	0	0	12
37t)	*Howard, Chi. (RB)	2	1	1	0	0	12
37t)	Kerley, S.F. (WR)	2	0	2	0	0	12
37t)	Langford, Chi. (RB)	2	2	0	0	0	12
37t)	Matthews, Phi. (WR)	2	0	2	0	0	12
37t)	McDonald, S.F. (TE)	2	0	2	0	0	12
37t)	A. Morris, Dal. (RB)	2	2	0	0	0	12
37t)	Reed, Was. (TE)	2	0	2	0	0	12
37t)	Roberts, Det. (WR)	2	0	1	1	0	12
37t)	A. Rodgers, G.B. (QB)	2	2	0	0	0	12
37t)	*Shepard, NY-G (WR)	2	0	2	0	0	12
37t)	Sherels, Min. (DB)	2	0	0	2	0	12
37t)	Sims, T.B. (RB)	2	1	1	0	0	12
37t)	*Smallwood, Phi. (RB)	2	1	0	1	0	12
37t)	Smith, S.F. (WR)	2	0	2	0	0	12
37t)	Snead, N.O. (WR)	2	0	2	0	0	12
37t)	Stewart, Car. (RB)	2	2	0	0	0	12
37t)	Tamme, Atl. (TE)	2	0	2	0	0	12
37t)	C. Thompson, Was. (RB)	2	1	1	0	0	12

WEEK 6 / THROUGH MONDAY, OCTOBER 17, 2016**NFC / LEADING SCORERS, KICKERS**

Rank	Player, Team	PAT	FG	Pct	Long	Pts
1)	Hopkins, Was.	13/14	15/16	.938	50	58
2)	Bryant, Atl.	21/21	12/12	1.000	53	57
3)	Bailey, Dal.	18/18	11/13	.846	56	51
4)	Sturgis, Phi.	13/14	12/13	.923	53	49
5t)	Brown, NY-G	9/ 9	11/12	.917	48	42
5t)	Crosby, G.B.	12/12	10/10	1.000	46	42
5t)	Prater, Det.	15/16	9/10	.900	50	42
8)	Gano, Car.	14/16	9/12	.750	54	41
9t)	Hauschka, Sea.	9/11	10/11	.909	53	39
9t)	*Lutz, N.O.	18/18	7/11	.636	57	39
11)	Zuerlein, L.A.	11/11	9/ 9	1.000	54	38
12)	Walsh, Min.	10/12	9/12	.750	50	37
13t)	Barth, Chi.	11/11	8/11	.727	49	35
13t)	Catanzaro, Ariz	17/18	6/ 7	.857	60	35
13t)	Dawson, S.F.	14/14	7/ 8	.875	48	35
16)	*Aguayo, T.B.	8/ 9	4/ 8	.500	43	20
17)	Bullock, NY-G	2/ 3	0/ 0	---	--	2

NFC / TOUCHBACKS ON KICKOFFS

Rank	Player, Team	TB
1t)	Bosher, Atl.	27
1t)	Hopkins, Was.	27
3)	Gano, Car.	24
4)	Catanzaro, Ariz	23
5)	Bailey, Dal.	22
6)	Martin, Det.	21
7)	*Lutz, N.O.	19
8t)	Hauschka, Sea.	18
8t)	Zuerlein, L.A.	18
10)	Sturgis, Phi.	17
11)	Brown, NY-G	15
12)	*Aguayo, T.B.	14
13)	Walsh, Min.	13
14)	Crosby, G.B.	12
15t)	Barth, Chi.	11
15t)	Pinion, S.F.	11
17t)	Bullock, NY-G	3
17t)	Dawson, S.F.	3

WEEK 6 / THROUGH MONDAY, OCTOBER 17, 2016**NFC / MOST YARDS FROM SCRIMMAGE**

Rank	Player, Team	Total			Rushing			Receiving		
		Yards	Att+Rec	Avg	Yards	Att	Avg	Yards	Rec	Avg
1)	D. Johnson, Ariz (RB)	833	133	6.3	568	113	5.0	265	20	13.3
2)	*Elliott, Dal. (RB)	801	148	5.4	703	137	5.1	98	11	8.9
3)	J. Jones, Atl. (WR)	656	31	21.2	0	0	---	656	31	21.2
4)	Olsen, Car. (TE)	610	39	15.6	0	0	---	610	39	15.6
5)	Beckham, NY-G (WR)	581	35	16.6	0	0	---	581	35	16.6
6)	Freeman, Atl. (RB)	577	107	5.4	450	90	5.0	127	17	7.5
7)	M. Jones, Det. (WR)	532	30	17.7	3	1	3.0	529	29	18.2
8)	Jones, Was. (RB)	506	97	5.2	433	89	4.9	73	8	9.1
9)	Hyde, S.F. (RB)	495	122	4.1	429	109	3.9	66	13	5.1
10)	Britt, L.A. (WR)	492	30	16.4	0	0	---	492	30	16.4
11)	Coleman, Atl. (RB)	490	69	7.1	170	51	3.3	320	18	17.8
12)	Jeffery, Chi. (WR)	487	29	16.8	0	0	---	487	29	16.8
13)	Gurley, L.A. (RB)	479	134	3.6	346	119	2.9	133	15	8.9
14)	*Howard, Chi. (RB)	458	80	5.7	330	66	5.0	128	14	9.1
15)	Evans, T.B. (WR)	449	32	14.0	0	0	---	449	32	14.0
16)	Cooks, N.O. (WR)	447	28	16.0	19	3	6.3	428	25	17.1
17)	Michael, Sea. (RB)	441	96	4.6	354	81	4.4	87	15	5.8
18)	Fitzgerald, Ariz (WR)	415	39	10.6	5	2	2.5	410	37	11.1
19)	Ingram, N.O. (RB)	406	88	4.6	272	70	3.9	134	18	7.4
20)	Beasley, Dal. (WR)	397	34	11.7	7	1	7.0	390	33	11.8
21)	Benjamin, Car. (WR)	394	29	13.6	0	0	---	394	29	13.6
22)	Lacy, G.B. (RB)	388	75	5.2	360	71	5.1	28	4	7.0
23)	Diggs, Min. (WR)	370	27	13.7	-2	2	-1.0	372	25	14.9
24)	Riddick, Det. (RB)	361	76	4.8	171	50	3.4	190	26	7.3
25)	Baldwin, Sea. (WR)	357	29	12.3	-4	1	-4.0	361	28	12.9
26)	Graham, Sea. (TE)	355	22	16.1	0	0	---	355	22	16.1
27)	Whittaker, Car. (RB)	353	53	6.7	185	33	5.6	168	20	8.4
28)	Matthews, Phi. (WR)	344	22	15.6	0	0	---	344	22	15.6
29)	Royal, Chi. (WR)	338	29	11.7	0	0	---	338	29	11.7
30)	D. Jackson, Was. (WR)	333	22	15.1	0	0	---	333	22	15.1
31t)	Kerley, S.F. (WR)	316	28	11.3	0	0	---	316	28	11.3
31t)	Reed, Was. (TE)	316	33	9.6	0	0	---	316	33	9.6
33)	Nelson, G.B. (WR)	312	26	12.0	0	0	---	312	26	12.0
34)	Williams, Dal. (WR)	311	20	15.6	0	0	---	311	20	15.6
35t)	Garcon, Was. (WR)	307	28	11.0	0	0	---	307	28	11.0
35t)	*Michael Thomas, N.O. (WR)	307	26	11.8	0	0	---	307	26	11.8
37)	Cobb, G.B. (WR)	305	33	9.2	12	5	2.4	293	28	10.5
38)	Sproles, Phi. (RB)	303	43	7.0	116	28	4.1	187	15	12.5
39t)	*Shepard, NY-G (WR)	302	26	11.6	0	0	---	302	26	11.6
39t)	Tate, Det. (WR)	302	31	9.7	3	6	0.5	299	25	12.0
41t)	Jo. Brown, Ariz (WR)	301	24	12.5	0	0	---	301	24	12.5
41t)	Meredith, Chi. (WR)	301	27	11.1	6	1	6.0	295	26	11.3
43)	Snead, N.O. (WR)	296	19	15.6	0	0	---	296	19	15.6
44)	Austin, L.A. (WR)	294	38	7.7	52	12	4.3	242	26	9.3
45)	Cruz, NY-G (WR)	276	19	14.5	0	0	---	276	19	14.5
46t)	Crowder, Was. (WR)	274	25	11.0	-9	1	-9.0	283	24	11.8
46t)	Witten, Dal. (TE)	274	28	9.8	0	0	---	274	28	9.8
48)	Thielen, Min. (WR)	272	20	13.6	0	0	---	272	20	13.6
49t)	Miller, Chi. (TE)	265	31	8.5	0	0	---	265	31	8.5
49t)	Quick, L.A. (WR)	265	16	16.6	0	0	---	265	16	16.6

WEEK 6 / THROUGH MONDAY, OCTOBER 17, 2016**NFC / LEADERS IN FIRST DOWNS**

Rank	Player, Team	Rush	Rec	Tot
1)	*Elliott, Dal. (RB)	37	2	39
2)	D. Johnson, Ariz (RB)	29	9	38
3)	Freeman, Atl. (RB)	24	5	29
4t)	Gurley, L.A. (RB)	21	7	28
4t)	Jones, Was. (RB)	24	4	28
4t)	Olsen, Car. (TE)	0	28	28
7)	Fitzgerald, Ariz (WR)	0	27	27
8)	Evans, T.B. (WR)	0	26	26
9)	*Howard, Chi. (RB)	20	5	25
10t)	Hyde, S.F. (RB)	21	3	24
10t)	J. Jones, Atl. (WR)	0	24	24
12t)	Beckham, NY-G (WR)	0	23	23
12t)	Benjamin, Car. (WR)	0	23	23
12t)	Britt, L.A. (WR)	0	23	23
12t)	Jeffery, Chi. (WR)	0	23	23
16)	Beasley, Dal. (WR)	0	22	22
17)	Michael, Sea. (RB)	18	3	21
18t)	Coleman, Atl. (RB)	10	10	20
18t)	M. Jones, Det. (WR)	0	20	20
20t)	Baldwin, Sea. (WR)	0	19	19
20t)	Ingram, N.O. (RB)	12	7	19
20t)	Kerley, S.F. (WR)	0	19	19
20t)	Riddick, Det. (RB)	11	8	19
24t)	Boldin, Det. (WR)	0	18	18
24t)	Cobb, G.B. (WR)	2	16	18
24t)	Diggs, Min. (WR)	0	18	18
24t)	Garcon, Was. (WR)	0	18	18
24t)	Reed, Was. (TE)	0	18	18
29t)	Nelson, G.B. (WR)	0	17	17
29t)	Rudolph, Min. (TE)	0	17	17
29t)	*Michael Thomas, N.O. (WR)	0	17	17
29t)	Williams, Dal. (WR)	0	17	17
33t)	Jo. Brown, Ariz (WR)	0	16	16
33t)	Graham, Sea. (TE)	0	16	16
33t)	Lacy, G.B. (RB)	15	1	16
33t)	Miller, Chi. (TE)	0	16	16
33t)	*Shepard, NY-G (WR)	0	16	16
33t)	Snead, N.O. (WR)	0	16	16
33t)	Whittaker, Car. (RB)	8	8	16
40t)	Gabbert, S.F. (QB)	15	0	15
40t)	Matthews, Phi. (WR)	0	15	15
40t)	Meredith, Chi. (WR)	0	15	15
40t)	Royal, Chi. (WR)	0	15	15
44t)	Cooks, N.O. (WR)	1	13	14
44t)	Floyd, Ariz (WR)	0	14	14
44t)	Tate, Det. (WR)	1	13	14
47t)	Austin, L.A. (WR)	2	11	13
47t)	Mathews, Phi. (RB)	10	3	13
47t)	Rodgers, T.B. (RB)	12	1	13
47t)	Sanu, Atl. (WR)	0	13	13
47t)	C. Thompson, Was. (RB)	6	7	13

WEEK 6 / THROUGH MONDAY, OCTOBER 17, 2016**NFC / LEADING PUNTERS**

Rank	Player, Team	No	Yards	Lg	Avg	TB	Blk	Dwn	OB	Opp Ret	In Yds	Net 20	Net Avg
1)	Morstead, N.O.	20	1028	66	51.4	3	0	4	3	10	87	6	44.1
2)	Martin, Det.	21	1055	63	50.2	1	0	2	1	10	48	10	47.0
3)	Lee, Car.	26	1287	76	49.5	3	0	7	0	10	184	14	40.1
4)	C. Jones, Dal.	17	820	63	48.2	2	0	1	2	8	115	7	39.1
5)	Wing, NY-G	26	1235	63	47.5	4	0	5	2	11	120	7	39.8
6)	Anger, T.B.	27	1271	59	47.1	2	0	1	1	9	59	11	43.4
7)	Pinion, S.F.	37	1710	65	46.2	2	0	4	1	18	202	10	39.7
8)	Bosher, Atl.	20	923	68	46.2	1	0	2	0	8	54	11	42.5
9)	Hekker, L.A.	31	1404	64	45.3	0	0	1	3	10	62	16	43.3
10)	Way, Was.	18	803	61	44.6	3	0	3	3	8	72	7	37.3
11)	D. Jones, Phi.	23	1020	72	44.3	3	0	5	1	5	81	8	38.2
12)	Ryan, Sea.	25	1097	58	43.9	2	0	4	1	9	78	10	39.2
13)	Locke, Min.	28	1220	62	43.6	2	0	6	0	8	63	13	39.9
14)	O'Donnell, Chi.	27	1155	51	42.8	2	0	2	1	8	155	8	35.6
15)	Quigley, Ariz	18	751	55	41.7	1	0	3	0	4	47	9	38.0
16)	Schum, G.B.	16	653	56	40.8	0	0	2	5	4	36	3	38.6
17)	Butler, Ariz	15	605	50	40.3	0	0	1	1	9	100	6	33.7

NFC / LEADING PUNTERS, NET AVERAGE

Rank	Player, Team	No	Yards	Lg	Avg	TB	Blk	Dwn	OB	Opp Ret	In Yds	Net 20	Net Avg
1)	Martin, Det.	21	1055	63	50.2	1	0	2	1	10	48	10	47.0
2)	Morstead, N.O.	20	1028	66	51.4	3	0	4	3	10	87	6	44.1
3)	Anger, T.B.	27	1271	59	47.1	2	0	1	1	9	59	11	43.4
4)	Hekker, L.A.	31	1404	64	45.3	0	0	1	3	10	62	16	43.3
5)	Bosher, Atl.	20	923	68	46.2	1	0	2	0	8	54	11	42.5
6)	Lee, Car.	26	1287	76	49.5	3	0	7	0	10	184	14	40.1
7)	Locke, Min.	28	1220	62	43.6	2	0	6	0	8	63	13	39.9
8)	Wing, NY-G	26	1235	63	47.5	4	0	5	2	11	120	7	39.8
9)	Pinion, S.F.	37	1710	65	46.2	2	0	4	1	18	202	10	39.7
10)	Ryan, Sea.	25	1097	58	43.9	2	0	4	1	9	78	10	39.2
11)	C. Jones, Dal.	17	820	63	48.2	2	0	1	2	8	115	7	39.1
12)	Schum, G.B.	16	653	56	40.8	0	0	2	5	4	36	3	38.6
13)	D. Jones, Phi.	23	1020	72	44.3	3	0	5	1	5	81	8	38.2
14)	Quigley, Ariz	18	751	55	41.7	1	0	3	0	4	47	9	38.0
15)	Way, Was.	18	803	61	44.6	3	0	3	3	8	72	7	37.3
16)	O'Donnell, Chi.	27	1155	51	42.8	2	0	2	1	8	155	8	35.6
17)	Butler, Ariz	15	605	50	40.3	0	0	1	1	9	100	6	33.7

WEEK 6 / THROUGH MONDAY, OCTOBER 17, 2016**NFC / PUNT RETURN LEADERS**

Rank	Player, Team	Ret	FC	Yards	Avg	Long	TD
1)	Crowder, Was.	10	4	207	20.7	85t	1
2)	Roberts, Det.	8	2	142	17.8	85t	1
3)	Sherels, Min.	11	7	181	16.5	79t	2
4)	Weems, Atl.	9	9	138	15.3	73	0
5)	Lockett, Sea.	11	11	139	12.6	62	0
6)	Royal, Chi.	13	8	153	11.8	65t	1
7)	Sproles, Phi.	10	4	112	11.2	40	0
8)	Humphries, T.B.	11	9	118	10.7	25	0
9)	Austin, L.A.	13	8	116	8.9	47	0
10)	Kerley, S.F.	8	14	69	8.6	26	0
11)	Whitehead, Dal.	8	1	61	7.6	14	0
12)	Harris, NY-G	8	6	57	7.1	17	0
13)	Jo. Brown, Ariz	11	10	70	6.4	19	0
14)	Ginn, Car.	15	7	94	6.3	16	0

WEEK 6 / THROUGH MONDAY, OCTOBER 17, 2016**NFC / KICKOFF RETURN LEADERS**

Rank	Player, Team	Ret	Yards	Avg	Long	TD
1)	Patterson, Min.	7	209	29.9	61	0
2)	Harris, NY-G	9	258	28.7	44	0
3)	Weems, Atl.	9	202	22.4	42	0
4)	Thompson, Chi.	12	269	22.4	32	0
5)	Ginn, Car.	15	335	22.3	59	0
6)	Roberts, Det.	12	248	20.7	31	0
7)	Ellington, Ariz	8	134	16.8	25	0

WEEK 6 / THROUGH MONDAY, OCTOBER 17, 2016**NFC / LEADERS IN INTERCEPTIONS**

Rank	Player, Team	Int	Yards	Avg	Long	TD
1)	Cooper, Ariz	3	95	31.7	60t	1
2t)	Alford, Atl.	2	34	17.0	30t	1
2t)	Porter, Chi.	2	28	14.0	25	0
2t)	Jenkins, NY-G	2	26	13.0	23	0
2t)	Peterson, Ariz	2	25	12.5	25	0
2t)	Church, Dal.	2	14	7.0	14	0
2t)	Swearinger, Ariz	2	12	6.0	12	0
2t)	Barron, L.A.	2	8	4.0	7	0
2t)	Sherman, Sea.	2	6	3.0	6	0
2t)	McLeod, Phi.	2	5	2.5	5	0
2t)	Thomas, Sea.	2	5	2.5	5	0
2t)	Waynes, Min.	2	4	2.0	4	0
13t)	*D. Jones, Atl.	1	90	90.0	90t	1
13t)	Kendricks, Min.	1	77	77.0	77t	1
13t)	Jenkins, Phi.	1	64	64.0	64t	1
13t)	Randall, G.B.	1	44	44.0	44	0
13t)	Alexander, T.B.	1	38	38.0	38t	1
13t)	Rhodes, Min.	1	29	29.0	29	0
13t)	Bradham, Phi.	1	28	28.0	28	0
13t)	Claiborne, Dal.	1	27	27.0	27	0
13t)	Breeland, Was.	1	26	26.0	26	0
13t)	Glenn, Chi.	1	21	21.0	21	0
13t)	T. Williams, Car.	1	19	19.0	19	0
13t)	*Bradberry, Car.	1	16	16.0	16	0
13t)	Slay, Det.	1	11	11.0	11	0
13t)	Thomas, G.B.	1	9	9.0	9	0
13t)	Trufant, Atl.	1	9	9.0	9	0
13t)	Wagner, Sea.	1	9	9.0	9	0
13t)	Coleman, Car.	1	8	8.0	8t	1
13t)	Webb, N.O.	1	7	7.0	7	0
13t)	Armstrong, S.F.	1	5	5.0	5	0
13t)	Da. Smith, T.B.	1	-5	-5.0	-5	0
13t)	Bellore, S.F.	1	4	4.0	4	0
13t)	Davis, Car.	1	4	4.0	4	0
13t)	Tom Johnson, Min.	1	4	4.0	4	0
13t)	Mathieu, Ariz	1	4	4.0	4	0
13t)	*Cravens, Was.	1	2	2.0	2	0
13t)	Sendejo, Min.	1	2	2.0	2	0
13t)	Campbell, Ariz	1	1	1.0	1	0
13t)	Kuechly, Car.	1	1	1.0	1	0
13t)	Norman, Was.	1	1	1.0	1	0
13t)	Allen, Atl.	1	0	0.0	0	0
13t)	Bethea, S.F.	1	0	0.0	0	0
13t)	Bowman, S.F.	1	0	0.0	0	0
13t)	Burnett, G.B.	1	0	0.0	0	0
13t)	Bush, Det.	1	0	0.0	0	0
13t)	Carr, Dal.	1	0	0.0	0	0
13t)	Dunbar, Was.	1	0	0.0	0	0
13t)	Grimes, T.B.	1	0	0.0	0	0
13t)	*Hall, Chi.	1	0	0.0	0	0
13t)	T. Johnson, L.A.	1	0	0.0	0	0
13t)	McDonald, L.A.	1	0	0.0	0	0
13t)	Moore, N.O.	1	0	0.0	0	0
13t)	Newman, Min.	1	0	0.0	0	0
13t)	Quin, Det.	1	0	0.0	0	0

WEEK 6 / THROUGH MONDAY, OCTOBER 17, 2016**NFC / LEADERS IN SACKS**

Rank	Player, Team	Sacks
1t)	M. Golden, Ariz (LB)	6.0
1t)	Young, Chi. (LB)	6.0
3t)	Hyder, Det. (DE)	5.0
3t)	Murphy, Was. (DE)	5.0
5t)	Beasley, Atl. (LB)	4.5
5t)	Kerrigan, Was. (LB)	4.5
5t)	Perry, G.B. (LB)	4.5
8t)	Avril, Sea. (DE)	4.0
8t)	Cox, Phi. (DT)	4.0
8t)	Griffen, Min. (DE)	4.0
8t)	Hunter, Min. (DE)	4.0
8t)	Jones, Ariz (LB)	4.0
8t)	Robison, Min. (DE)	4.0
14t)	Fairley, N.O. (DT)	3.5
14t)	Taylor, Det. (DE)	3.5
16t)	Bennett, Sea. (DE)	3.0
16t)	Clark, Sea. (DE)	3.0
16t)	Donald, L.A. (DT)	3.0
16t)	Freeney, Atl. (DE)	3.0
16t)	Graham, Phi. (DE)	3.0
16t)	Joseph, Min. (DT)	3.0
16t)	Matthews, G.B. (LB)	3.0
23t)	Jordan, N.O. (DE)	2.5
23t)	Minter, Ariz (LB)	2.5
23t)	Peppers, G.B. (LB)	2.5
26t)	Alexander, T.B. (LB)	2.0
26t)	Armstead, S.F. (DE)	2.0
26t)	Boston, Car. (DB)	2.0
26t)	Brooks, S.F. (LB)	2.0
26t)	*Buckner, S.F. (DE)	2.0
26t)	Campbell, Ariz (DE)	2.0
26t)	Collins, NY-G (DB)	2.0
26t)	T. Crawford, Dal. (DE)	2.0
26t)	*Fackrell, G.B. (LB)	2.0
26t)	Hicks, Chi. (DE)	2.0
26t)	Tom Johnson, Min. (DT)	2.0
26t)	Logan, Phi. (DT)	2.0
26t)	Marsh, Sea. (DE)	2.0
26t)	Mayowa, Dal. (DE)	2.0
26t)	McCoy, T.B. (DT)	2.0
26t)	Quinn, L.A. (DE)	2.0
26t)	Trufant, Atl. (DB)	2.0
26t)	Wright, Sea. (LB)	2.0
44t)	Addison, Car. (DE)	1.5
44t)	J. Crawford, Dal. (DE)	1.5
44t)	Jean Francois, Was. (DE)	1.5
44t)	Love, Car. (DT)	1.5
44t)	T. McClain, Dal. (DT)	1.5
44t)	McDonald, T.B. (DT)	1.5
44t)	Ngata, Det. (DT)	1.5
44t)	Okafor, Ariz (LB)	1.5

WEEK 6 / THROUGH MONDAY, OCTOBER 17, 2016

NFC / FUMBLE RECOVERIES

Rank	Player, Team	TotRec	OffRec	DefRec
1)	Palmer, Ariz	4	4	0
2t)	Cousins, Was.	3	3	0
2t)	Winston, T.B.	3	3	0
4t)	Cutler, Chi.	2	2	0
4t)	Thompson, Car.	2	0	2
4t)	Hoyer, Chi.	2	2	0
4t)	Jones, Ariz	2	0	2
4t)	Sendejo, Min.	2	0	2
4t)	*Wentz, Phi.	2	2	0

WEEK 6 / THROUGH MONDAY, OCTOBER 17, 2016**NFC / OFFENSIVE FUMBLE RECOVERIES**

Rank	Player, Team	Ret	Yards	Avg	Long	TD
1)	Palmer, Ariz	4	0	0.0	0	0
2t)	Cousins, Was.	3	0	0.0	0	0
2t)	Winston, T.B.	3	0	0.0	0	0
4t)	Cutler, Chi.	2	0	0.0	0	0
4t)	Hoyer, Chi.	2	0	0.0	0	0
4t)	*Wentz, Phi.	2	0	0.0	0	0
7t)	*Michael Thomas, N.O.	1	10	10.0	10	0
7t)	Garcon, Was.	1	7	7.0	7	0
7t)	Jennings, NY-G	1	4	4.0	4	0
7t)	Cook, G.B.	1	0	0.0	0	0
7t)	Cromartie, S.F.	1	0	0.0	0	0
7t)	Darkwa, NY-G	1	0	0.0	0	0
7t)	Free, Dal.	1	0	0.0	0	0
7t)	*Garnett, S.F.	1	0	0.0	0	0
7t)	Glowinski, Sea.	1	0	0.0	0	0
7t)	B. Golden, Ariz	1	0	0.0	0	0
7t)	Gurley, L.A.	1	0	0.0	0	0
7t)	*Howard, Chi.	1	0	0.0	0	0
7t)	Hyde, G.B.	1	0	0.0	0	0
7t)	Jerry, NY-G	1	0	0.0	0	0
7t)	D. Johnson, Ariz	1	0	0.0	0	0
7t)	Jones, Was.	1	0	0.0	0	0
7t)	Keenum, L.A.	1	0	0.0	0	0
7t)	Martin, Dal.	1	0	0.0	0	0
7t)	Meredith, Chi.	1	0	0.0	0	0
7t)	Michael, Sea.	1	0	0.0	0	0
7t)	*Prescott, Dal.	1	0	0.0	0	0
7t)	Ryan, Sea.	1	0	0.0	0	0
7t)	Sitton, Chi.	1	0	0.0	0	0
7t)	H. Smith, Min.	1	0	0.0	0	0
7t)	Spiller, N.O.-Sea.	1	0	0.0	0	0
7t)	*Spriggs, G.B.	1	0	0.0	0	0
7t)	Sproles, Phi.	1	0	0.0	0	0
7t)	Starks, G.B.	1	0	0.0	0	0
7t)	Thielen, Min.	1	0	0.0	0	0
7t)	Tretter, G.B.	1	0	0.0	0	0
7t)	Watford, Ariz	1	0	0.0	0	0
7t)	Whitehead, Dal.	1	0	0.0	0	0

WEEK 6 / THROUGH MONDAY, OCTOBER 17, 2016**NFC / DEFENSIVE FUMBLE RECOVERIES**

Rank	Player, Team	Ret	Yards	Avg	Long	TD
1t)	Thompson, Car.	2	9	4.5	9t	1
1t)	Sendejo, Min.	2	5	2.5	3	0
1t)	Jones, Ariz	2	0	0.0	0	0
4t)	Westbrooks, L.A.	1	77	77.0	77t	1
4t)	Hunter, Min.	1	24	24.0	24t	1
4t)	Amos, Chi.	1	21	21.0	21	0
4t)	Harold, S.F.	1	19	19.0	19	0
4t)	Conte, T.B.	1	10	10.0	10	0
4t)	Thomas, G.B.	1	6	6.0	6	0
4t)	Robertson, N.O.	1	5	5.0	5	0
4t)	Graham, Phi.	1	4	4.0	4	0
4t)	*Clark, G.B.	1	2	2.0	2	0
4t)	Kruger, N.O.	1	1	1.0	1	0
4t)	Armstrong, S.F.	1	0	0.0	0	0
4t)	Bellore, S.F.	1	0	0.0	0	0
4t)	Bradham, Phi.	1	0	0.0	0	0
4t)	R. Brooks, Phi.	1	0	0.0	0	0
4t)	*Buckner, S.F.	1	0	0.0	0	0
4t)	Campbell, Ariz	1	0	0.0	0	0
4t)	Claiborne, Dal.	1	0	0.0	0	0
4t)	Cobb, G.B.	1	0	0.0	0	0
4t)	Compton, Was.	1	0	0.0	0	0
4t)	T. Crawford, Dal.	1	0	0.0	0	0
4t)	Davis, Dal.	1	0	0.0	0	0
4t)	Draughn, S.F.	1	0	0.0	0	0
4t)	Dunbar, Was.	1	0	0.0	0	0
4t)	*Forrest, L.A.	1	0	0.0	0	0
4t)	Gholston, T.B.	1	0	0.0	0	0
4t)	*D. Harris, N.O.	1	0	0.0	0	0
4t)	Harris, NY-G	1	0	0.0	0	0
4t)	Hicks, Chi.	1	0	0.0	0	0
4t)	Hicks, Phi.	1	0	0.0	0	0
4t)	Hodges, S.F.	1	0	0.0	0	0
4t)	Irving, Dal.	1	0	0.0	0	0
4t)	Jefferson, Ariz	1	0	0.0	0	0
4t)	T. Johnson, L.A.	1	0	0.0	0	0
4t)	Laurinaitis, N.O.	1	0	0.0	0	0
4t)	Mayowa, Dal.	1	0	0.0	0	0
4t)	McDaniel, Sea.	1	0	0.0	0	0
4t)	Momah, Ariz	1	0	0.0	0	0
4t)	Ogletree, L.A.	1	0	0.0	0	0
4t)	Phillips, Was.	1	0	0.0	0	0
4t)	Reynolds, Atl.	1	0	0.0	0	0
4t)	Shepard, T.B.	1	0	0.0	0	0
4t)	Sherels, Min.	1	0	0.0	0	0
4t)	Sims, L.A.	1	0	0.0	0	0
4t)	Stephen, Min.	1	0	0.0	0	0
4t)	Stupar, N.O.	1	0	0.0	0	0
4t)	Tapp, N.O.	1	0	0.0	0	0
4t)	Toler, Was.	1	0	0.0	0	0
4t)	Walker, Det.	1	0	0.0	0	0

WEEK 6 / THROUGH MONDAY, OCTOBER 17, 2016

NFL / LEADING PASSERS

Player, Team	Att	Comp	Pct		Avg		Pct			Pct Rating	
			Comp	Yds	Gain	TD	TD	Long	Int	Int	Points
Ryan, Atl.	210	143	68.1	2075	9.88	15	7.1	75t	3	1.4	117.9
Bradford, Min.	125	88	70.4	990	7.92	6	4.8	46	0	0.0	109.8
Stafford, Det.	212	146	68.9	1648	7.77	14	6.6	73t	4	1.9	106.0
Rivers, S.D.	201	135	67.2	1647	8.19	12	6.0	59	3	1.5	105.9
*Prescott, Dal.	182	125	68.7	1486	8.16	7	3.8	47	1	0.5	103.9
Brees, N.O.	225	150	66.7	1734	7.71	14	6.2	98t	4	1.8	103.1
Hoyer, Chi.	189	130	68.8	1396	7.39	6	3.2	64	0	0.0	100.8
*Wentz, Phi.	157	102	65.0	1186	7.55	7	4.5	73t	1	0.6	99.9
Roethlisberger, Pit.	226	145	64.2	1685	7.46	16	7.1	72t	6	2.7	99.2
Carr, Oak.	227	151	66.5	1608	7.08	12	5.3	64t	3	1.3	99.1
Dalton, Cin.	218	147	67.4	1757	8.06	6	2.8	54t	2	0.9	97.2
Wilson, Sea.	170	112	65.9	1334	7.85	5	2.9	59	1	0.6	97.0
Luck, Ind.	237	152	64.1	1721	7.26	11	4.6	64t	4	1.7	94.2
*Kessler, Cle.	122	80	65.6	865	7.09	4	3.3	43	1	0.8	93.8
Siemian, Den.	151	98	64.9	1054	6.98	7	4.6	55t	3	2.0	92.4
Taylor, Buf.	165	103	62.4	1076	6.52	8	4.8	84t	2	1.2	92.4
A. Smith, K.C.	190	128	67.4	1297	6.83	5	2.6	45	2	1.1	91.1
Cousins, Was.	226	147	65.0	1695	7.50	9	4.0	57	6	2.7	89.7
Manning, NY-G	233	151	64.8	1788	7.67	8	3.4	75t	6	2.6	88.8
A. Rodgers, G.B.	181	109	60.2	1170	6.46	10	5.5	49	4	2.2	88.4
Mariota, Ten.	189	117	61.9	1372	7.26	10	5.3	60	6	3.2	88.3
Tannehill, Mia.	188	124	66.0	1524	8.11	6	3.2	74t	7	3.7	85.9
Keenum, L.A.	184	115	62.5	1417	7.70	7	3.8	65t	6	3.3	85.3
Palmer, Ariz	187	113	60.4	1363	7.29	7	3.7	58	5	2.7	84.1
Newton, Car.	180	104	57.8	1296	7.20	8	4.4	78t	6	3.3	81.2
Bortles, Jac.	193	118	61.1	1321	6.84	8	4.1	51t	7	3.6	80.3
Flacco, Bal.	264	164	62.1	1589	6.02	5	1.9	70	4	1.5	78.9
Winston, T.B.	207	121	58.5	1327	6.41	9	4.3	45t	8	3.9	75.9
Osweiler, Hou.	227	134	59.0	1402	6.18	8	3.5	53	8	3.5	74.1
Gabbert, S.F.	150	87	58.0	890	5.93	5	3.3	75t	6	4.0	69.6
Fitzpatrick, NY-J	223	127	57.0	1441	6.46	5	2.2	41	11	4.9	63.4

NFL / LEADING PASSERS, RANKS

Player, Team	Att	Comp	Pct		Avg		Pct			Pct Rating	
			Comp	Yds	Gain	TD	TD	Long	Int	Int	Points
Ryan, Atl.	12	10	5	1	1	2	1		10t	11	1
Bradford, Min.	30	29	1	29	6	22t	10		1t	1t	2
Stafford, Det.	11	8	2	8	8	3t	3		14t	16	3
Rivers, S.D.	14	11	8	9	2	5t	5		10t	12	4
*Prescott, Dal.	22	16	4	13	3	17t	18		3t	3	5
Brees, N.O.	8	5	9	4	9	3t	4		14t	15	6
Hoyer, Chi.	17t	13	3	17	15	22t	26		1t	1t	7
*Wentz, Phi.	27	27	15	25	12	17t	13		3t	5	8
Roethlisberger, Pit.	6t	9	18	7	14	1	2		20t	20t	9
Carr, Oak.	4t	3t	10	10	21	5t	8		10t	10	10
Dalton, Cin.	10	6t	6	3	5	22t	28		7t	7	11
Wilson, Sea.	25	23	12	20	7	27t	27		3t	4	12
Luck, Ind.	2	2	19	5	17	7	11		14t	14	13
*Kessler, Cle.	31	31	13	31	20	32t	24		3t	6	14
Siemian, Den.	28	28	16	28	22	17t	12		10t	17	15
Taylor, Buf.	26	26	21	27	25	12t	9		7t	9	16
A. Smith, K.C.	16	14	7	23	24	27t	29		7t	8	17
Cousins, Was.	6t	6t	14	6	13	10t	17		20t	20t	18
Manning, NY-G	3	3t	17	2	11	12t	22		20t	19	19
A. Rodgers, G.B.	23	24	26	26	26	8t	6		14t	18	20
Mariota, Ten.	17t	20	23	18	18	8t	7		20t	23	21
Tannehill, Mia.	19	17	11	12	4	22t	25		27t	28	22
Keenum, L.A.	21	21	20	15	10	17t	19		20t	24	23
Palmer, Ariz	20	22	25	19	16	17t	20		19	22	24
Newton, Car.	24	25	30	24	19	12t	14		20t	25	25
Bortles, Jac.	15	19	24	22	23	12t	16		27t	27	26
Flacco, Bal.	1	1	22	11	30	27t	31		14t	13	27
Winston, T.B.	13	18	28	21	28	10t	15		29t	29	28
Osweiler, Hou.	4t	12	27	16	29	12t	21		29t	26	29
Gabbert, S.F.	29	30	29	30	31	27t	23		20t	30	30
Fitzpatrick, NY-J	9	15	31	14	27	27t	30		31	31	31

WEEK 6 / THROUGH MONDAY, OCTOBER 17, 2016**NFL / FOURTH-QUARTER PASSING LEADERS**

Rank	Player, Team	Att	Comp	Comp%	Yards	YPA	TD	TD%	Int	Int%	Rating
1)	*Lynch, Den.	25	19	76.0	188	7.52	2	8.0	0	0.0	123.4
2)	Siemian, Den.	47	31	66.0	383	8.15	4	8.5	0	0.0	119.4
3)	Bradford, Min.	21	16	76.2	191	9.10	1	4.8	0	0.0	119.3
4)	Taylor, Buf.	28	20	71.4	213	7.61	3	10.7	1	3.6	114.1
5)	Luck, Ind.	82	53	64.6	636	7.76	7	8.5	1	1.2	111.6
6)	Carr, Oak.	55	35	63.6	443	8.05	5	9.1	1	1.8	111.4
7)	Brady, N.E.	15	13	86.7	156	10.40	0	0.0	0	0.0	110.0
8)	Dalton, Cin.	59	46	78.0	467	7.92	3	5.1	1	1.7	109.5
9)	*Prescott, Dal.	42	28	66.7	335	7.98	2	4.8	0	0.0	106.7
10)	Roethlisberger, Pit.	59	41	69.5	404	6.85	4	6.8	1	1.7	104.1
11)	Osweiler, Hou.	61	38	62.3	378	6.20	4	6.6	0	0.0	101.7
12)	Wilson, Sea.	49	31	63.3	373	7.61	2	4.1	0	0.0	100.1
13)	Hoyer, Chi.	70	48	68.6	509	7.27	2	2.9	0	0.0	99.0
14)	Stafford, Det.	58	42	72.4	464	8.00	3	5.2	2	3.4	98.6
15)	Mariota, Ten.	58	37	63.8	382	6.59	5	8.6	2	3.4	97.1
16)	A. Smith, K.C.	52	35	67.3	344	6.62	3	5.8	1	1.9	97.0
17)	Manning, NY-G	75	50	66.7	661	8.81	3	4.0	2	2.7	96.6
18)	Brees, N.O.	70	47	67.1	519	7.41	5	7.1	3	4.3	94.9
19)	Bortles, Jac.	68	44	64.7	478	7.03	4	5.9	2	2.9	92.6
20)	Rivers, S.D.	43	30	69.8	342	7.95	1	2.3	1	2.3	91.4
21)	Ryan, Atl.	39	21	53.8	355	9.10	2	5.1	1	2.6	91.3
22)	Anderson, Car.	27	20	74.1	216	8.00	2	7.4	3	11.1	82.3
23)	Newton, Car.	50	30	60.0	388	7.76	2	4.0	2	4.0	81.1
24)	A. Rodgers, G.B.	40	24	60.0	280	7.00	1	2.5	1	2.5	79.2
25)	*Brissett, N.E.	19	11	57.9	113	5.95	0	0.0	0	0.0	75.1
26)	Keenum, L.A.	47	25	53.2	276	5.87	3	6.4	2	4.3	74.4
27)	*Kessler, Cle.	47	26	55.3	312	6.64	1	2.1	1	2.1	74.1
28)	Winston, T.B.	72	39	54.2	403	5.60	2	2.8	1	1.4	74.0
29)	Tannehill, Mia.	53	34	64.2	371	7.00	2	3.8	3	5.7	73.7
30)	Cousins, Was.	52	31	59.6	390	7.50	1	1.9	2	3.8	73.4
31)	*Wentz, Phi.	33	20	60.6	242	7.33	0	0.0	1	3.0	70.5
32)	Palmer, Ariz	47	30	63.8	355	7.55	2	4.3	4	8.5	65.5
33)	Flacco, Bal.	74	41	55.4	378	5.11	1	1.4	2	2.7	62.8
34)	Gabbert, S.F.	47	26	55.3	316	6.72	2	4.3	4	8.5	54.9
35)	Fitzpatrick, NY-J	59	28	47.5	325	5.51	0	0.0	8	13.6	25.0
36)	Stanton, Ariz	20	8	40.0	85	4.25	0	0.0	2	10.0	13.5

NFL / THIRD-DOWN PASSING LEADERS

Rank	Player, Team	Att	Comp	Comp%	Yards	YPA	TD	TD%	Int	Int%	Rating
1)	Brees, N.O.	51	35	68.6	459	9.00	4	7.8	0	0.0	122.9
2)	Roethlisberger, Pit.	57	34	59.6	555	9.74	6	10.5	1	1.8	120.1
3)	Siemian, Den.	34	22	64.7	282	8.29	3	8.8	1	2.9	107.7
4)	Bradford, Min.	41	29	70.7	285	6.95	2	4.9	0	0.0	106.3
5)	Ryan, Atl.	46	31	67.4	360	7.83	2	4.3	0	0.0	105.3
6)	Keenum, L.A.	54	31	57.4	421	7.80	4	7.4	1	1.9	99.4
7)	*Wentz, Phi.	40	23	57.5	386	9.65	1	2.5	0	0.0	98.5
8)	*Prescott, Dal.	52	38	73.1	439	8.44	1	1.9	1	1.9	96.6
9)	Taylor, Buf.	47	27	57.4	386	8.21	4	8.5	2	4.3	94.8
10)	*Kessler, Cle.	35	24	68.6	208	5.94	1	2.9	0	0.0	93.5
11)	Hoyer, Chi.	45	29	64.4	327	7.27	1	2.2	0	0.0	93.5
12)	Carr, Oak.	59	35	59.3	380	6.44	2	3.4	0	0.0	89.7
13)	Stafford, Det.	53	36	67.9	487	9.19	1	1.9	2	3.8	87.5
14)	A. Rodgers, G.B.	52	31	59.6	413	7.94	4	7.7	3	5.8	86.5
15)	Flacco, Bal.	75	46	61.3	503	6.71	1	1.3	0	0.0	85.6
16)	Cousins, Was.	57	34	59.6	394	6.91	3	5.3	2	3.5	83.5
17)	Palmer, Ariz	46	29	63.0	331	7.20	1	2.2	1	2.2	82.8
18)	Manning, NY-G	60	34	56.7	422	7.03	3	5.0	2	3.3	81.4
19)	Rivers, S.D.	53	32	60.4	366	6.91	1	1.9	1	1.9	79.6
20)	Tannehill, Mia.	54	32	59.3	373	6.91	1	1.9	1	1.9	78.7
21)	Dalton, Cin.	61	36	59.0	418	6.85	1	1.6	1	1.6	78.4
22)	Mariota, Ten.	58	34	58.6	402	6.93	2	3.4	2	3.4	76.9
23)	Luck, Ind.	56	30	53.6	364	6.50	3	5.4	2	3.6	76.8
24)	A. Smith, K.C.	45	26	57.8	228	5.07	0	0.0	0	0.0	71.3
25)	Osweiler, Hou.	61	33	54.1	381	6.25	2	3.3	2	3.3	70.5
26)	Winston, T.B.	52	28	53.8	323	6.21	2	3.8	2	3.8	69.6
27)	Gabbert, S.F.	47	25	53.2	168	3.57	3	6.4	2	4.3	64.8
28)	Newton, Car.	51	26	51.0	363	7.12	1	2.0	2	3.9	64.4
29)	Wilson, Sea.	43	21	48.8	268	6.23	0	0.0	1	2.3	59.1
30)	Fitzpatrick, NY-J	60	33	55.0	398	6.63	0	0.0	3	5.0	54.7
31)	Bortles, Jac.	51	25	49.0	282	5.53	1	2.0	5	9.8	32.9

WEEK 6 / THROUGH MONDAY, OCTOBER 17, 2016**NFL / LEADING RUSHERS**

Rank	Player, Team	Att	Yards	Avg	Long	TD
1)	*Elliott, Dal.	137	703	5.1	60t	5
2)	McCoy, Buf.	104	587	5.6	53	6
3)	D. Johnson, Ariz	113	568	5.0	58t	8
4)	Murray, Ten.	114	526	4.6	67	4
5)	L. Miller, Hou.	125	520	4.2	23	1
6)	Freeman, Atl.	90	450	5.0	48	2
7)	Blount, N.E.	119	439	3.7	41t	6
8)	Gore, Ind.	100	434	4.3	22	2
9)	Jones, Was.	89	433	4.9	57	3
10)	Crowell, Cle.	83	432	5.2	85t	3
11)	Hyde, S.F.	109	429	3.9	34	6
12)	Ware, K.C.	78	415	5.3	46	2
13)	West, Bal.	88	414	4.7	35	3
14)	Gordon, S.D.	116	393	3.4	48	6
15t)	Forte, NY-J	102	360	3.5	28	3
15t)	Lacy, G.B.	71	360	5.1	31	0
17)	Michael, Sea.	81	354	4.4	41t	4
18)	Gurley, L.A.	119	346	2.9	16	3
19t)	C. Anderson, Den.	94	330	3.5	28	3
19t)	*Howard, Chi.	66	330	5.0	57	1
21)	Ajayi, Mia.	56	321	5.7	62t	4
22)	D. Williams, Pit.	74	275	3.7	17	3
23)	Ingram, N.O.	70	272	3.9	17	1
24)	Hill, Cin.	75	271	3.6	50	3
25)	Bell, Pit.	48	263	5.5	44	0
26)	Taylor, Buf. (QB)	34	236	6.9	49	1
27)	*Washington, Oak.	42	219	5.2	30	0
28)	Mathews, Phi.	53	206	3.9	30	3
29)	Mariota, Ten. (QB)	27	196	7.3	41	1
30)	Whittaker, Car.	33	185	5.6	25	0
31)	*Richard, Oak.	29	183	6.3	75t	1
32)	Yeldon, Jac.	54	176	3.3	15	1
33)	McKinnon, Min.	57	174	3.1	25	1
34t)	Gabbert, S.F. (QB)	39	172	4.4	24	2
34t)	Murray, Oak.	40	172	4.3	22t	3
36)	Riddick, Det.	50	171	3.4	21t	1
37t)	Coleman, Atl.	51	170	3.3	16	4
37t)	Rodgers, T.B.	43	170	4.0	24	0
39t)	Bernard, Cin.	49	167	3.4	14	0
39t)	D. Johnson, Cle.	32	167	5.2	17	1
41)	*Booker, Den.	34	161	4.7	17	0
42t)	*Henry, Ten.	36	158	4.4	22	0
42t)	Stewart, Car.	39	158	4.1	26	2
44)	Newton, Car. (QB)	31	148	4.8	21	3
45)	Vereen, NY-G	31	147	4.7	25	1
46)	Artis-Payne, Car.	36	144	4.0	14	2
47)	Luck, Ind. (QB)	22	132	6.0	24	1
48)	A. Morris, Dal.	33	130	3.9	17	2
49)	C. Thompson, Was.	26	120	4.6	20	1
50)	Powell, NY-J	20	119	6.0	16	0

WEEK 6 / THROUGH MONDAY, OCTOBER 17, 2016**NFL / THIRD-AND-ONE RUSHING LEADERS**

Rank	Player, Team	Att	FD	Pct
1t)	Jones, Was.	4	4	100.0
1t)	Ajayi, Mia.	3	3	100.0
1t)	Hyde, S.F.	3	3	100.0
1t)	Murray, Ten.	3	3	100.0
1t)	Bell, Pit.	2	2	100.0
1t)	Bernard, Cin.	2	2	100.0
1t)	Felton, Buf.	2	2	100.0
1t)	Forte, NY-J	2	2	100.0
1t)	Freeman, Atl.	2	2	100.0
1t)	Gabbert, S.F.	2	2	100.0
1t)	Keenum, L.A.	2	2	100.0
1t)	Kuhn, N.O.	2	2	100.0
1t)	Lasike, Chi.	2	2	100.0
1t)	Mariota, Ten.	2	2	100.0
1t)	Mathews, Phi.	2	2	100.0
1t)	Osweiler, Hou.	2	2	100.0
1t)	Peterson, Min.	2	2	100.0
1t)	Powell, NY-J	2	2	100.0
1t)	K. Smith, Dal.	2	2	100.0
1t)	Turbin, Ind.	2	2	100.0
21)	Ware, K.C.	7	6	85.7
22)	D. Johnson, Ariz	6	5	83.3
23)	*Elliott, Dal.	5	4	80.0
24t)	Luck, Ind.	4	3	75.0
24t)	Newton, Car.	4	3	75.0
26t)	Gurley, L.A.	6	4	66.7
26t)	Asiata, Min.	3	2	66.7
26t)	Crowell, Cle.	3	2	66.7
26t)	Ingram, N.O.	3	2	66.7
26t)	L. Miller, Hou.	3	2	66.7
26t)	Ripkowski, G.B.	3	2	66.7
26t)	D. Williams, Pit.	3	2	66.7
33)	West, Bal.	5	3	60.0
34t)	Coleman, Atl.	4	2	50.0
34t)	Gordon, S.D.	4	2	50.0
34t)	Michael, Sea.	4	2	50.0
37)	C. Anderson, Den.	8	3	37.5

WEEK 6 / THROUGH MONDAY, OCTOBER 17, 2016**NFL / LEADERS IN RECEPTIONS**

Rank	Player, Team	Rec	Yards	Avg	Long	TD
1)	Green, Cin.	42	606	14.4	54t	2
2t)	Landry, Mia.	41	494	12.0	42t	1
2t)	Brown, Pit.	41	486	11.9	38t	5
4)	Olsen, Car. (TE)	39	610	15.6	78t	2
5)	Hilton, Ind.	38	556	14.6	63t	3
6)	Fitzgerald, Ariz	37	410	11.1	29t	5
7t)	Cooper, Oak.	36	585	16.3	64t	1
7t)	Sanders, Den.	36	413	11.5	41t	3
9)	Beckham, NY-G	35	581	16.6	75t	3
10)	Pitta, Bal. (TE)	34	295	8.7	30	0
11t)	Pryor, Cle.	33	413	12.5	44	3
11t)	Beasley, Dal.	33	390	11.8	47	3
11t)	Reed, Was. (TE)	33	316	9.6	26	2
14)	Evans, T.B.	32	449	14.0	45t	4
15t)	J. Jones, Atl.	31	656	21.2	75t	4
15t)	Thomas, Den.	31	416	13.4	55t	3
15t)	Benjamin, S.D.	31	411	13.3	54	2
15t)	Crabtree, Oak.	31	365	11.8	31	5
15t)	Hopkins, Hou.	31	354	11.4	35	3
15t)	Miller, Chi. (TE)	31	265	8.5	26	3
21t)	Britt, L.A.	30	492	16.4	47	2
21t)	Enunwa, NY-J	30	336	11.2	34	1
23t)	M. Jones, Det.	29	529	18.2	73t	4
23t)	Jeffery, Chi.	29	487	16.8	54	0
23t)	Benjamin, Car.	29	394	13.6	25	4
23t)	Royal, Chi.	29	338	11.7	64	2
23t)	Bernard, Cin. (RB)	29	256	8.8	32	1
23t)	Boldin, Det.	29	244	8.4	24t	3
29t)	Baldwin, Sea.	28	361	12.9	59	2
29t)	Kerley, S.F.	28	316	11.3	33t	2
29t)	Garcon, Was.	28	307	11.0	23	1
29t)	Cobb, G.B.	28	293	10.5	33	1
29t)	Witten, Dal. (TE)	28	274	9.8	31	0
29t)	Edelman, N.E.	28	261	9.3	23	0
35t)	B. Marshall, NY-J	27	433	16.0	41	2
35t)	S. Smith, Bal.	27	310	11.5	52t	1
37t)	Bennett, N.E. (TE)	26	362	13.9	58	4
37t)	Nelson, G.B.	26	312	12.0	49	5
37t)	*Michael Thomas, N.O.	26	307	11.8	28	3
37t)	*Shepard, NY-G	26	302	11.6	32	2
37t)	Meredith, Chi.	26	295	11.3	36	1
37t)	Austin, L.A.	26	242	9.3	43t	1
37t)	Riddick, Det. (RB)	26	190	7.3	19	3
44t)	Cooks, N.O.	25	428	17.1	98t	3
44t)	Diggs, Min.	25	372	14.9	46	1
44t)	Wallace, Bal.	25	370	14.8	70	3
44t)	Tate, Det.	25	299	12.0	61	1
44t)	Kelce, K.C. (TE)	25	252	10.1	42	2
44t)	Woods, Buf.	25	240	9.6	24	1
44t)	J. White, N.E. (RB)	25	212	8.5	36	2

WEEK 6 / THROUGH MONDAY, OCTOBER 17, 2016**NFL / RECEIVING YARDAGE LEADERS**

Rank	Player, Team	Yards	Rec	Avg	Long	TD
1)	J. Jones, Atl.	656	31	21.2	75t	4
2)	Olsen, Car. (TE)	610	39	15.6	78t	2
3)	Green, Cin.	606	42	14.4	54t	2
4)	Cooper, Oak.	585	36	16.3	64t	1
5)	Beckham, NY-G	581	35	16.6	75t	3
6)	Hilton, Ind.	556	38	14.6	63t	3
7)	M. Jones, Det.	529	29	18.2	73t	4
8)	Landry, Mia.	494	41	12.0	42t	1
9)	Britt, L.A.	492	30	16.4	47	2
10)	Jeffery, Chi.	487	29	16.8	54	0
11)	Brown, Pit.	486	41	11.9	38t	5
12)	Evans, T.B.	449	32	14.0	45t	4
13)	B. Marshall, NY-J	433	27	16.0	41	2
14)	Cooks, N.O.	428	25	17.1	98t	3
15)	Coates, Pit.	421	19	22.2	72t	2
16)	Thomas, Den.	416	31	13.4	55t	3
17t)	Pryor, Cle.	413	33	12.5	44	3
17t)	Sanders, Den.	413	36	11.5	41t	3
19)	Benjamin, S.D.	411	31	13.3	54	2
20)	Fitzgerald, Ariz	410	37	11.1	29t	5
21)	Benjamin, Car.	394	29	13.6	25	4
22)	Beasley, Dal.	390	33	11.8	47	3
23)	Ty. Williams, S.D.	386	24	16.1	50	2
24)	Diggs, Min.	372	25	14.9	46	1
25)	Wallace, Bal.	370	25	14.8	70	3
26)	Crabtree, Oak.	365	31	11.8	31	5
27)	Bennett, N.E. (TE)	362	26	13.9	58	4
28)	Baldwin, Sea.	361	28	12.9	59	2
29)	Graham, Sea. (TE)	355	22	16.1	40	1
30)	Hopkins, Hou.	354	31	11.4	35	3
31)	Matthews, Phi.	344	22	15.6	54	2
32)	Royal, Chi.	338	29	11.7	64	2
33)	Enunwa, NY-J	336	30	11.2	34	1
34)	D. Jackson, Was.	333	22	15.1	44t	1
35)	*Fuller, Hou.	327	20	16.4	53	2
36)	Coleman, Atl. (RB)	320	18	17.8	49	1
37t)	Kerley, S.F.	316	28	11.3	33t	2
37t)	Reed, Was. (TE)	316	33	9.6	26	2
39)	Nelson, G.B.	312	26	12.0	49	5
40)	Williams, Dal.	311	20	15.6	47	1
41t)	*Henry, S.D. (TE)	310	19	16.3	59	3
41t)	S. Smith, Bal.	310	27	11.5	52t	1
43t)	Garcon, Was.	307	28	11.0	23	1
43t)	*Michael Thomas, N.O.	307	26	11.8	28	3
45)	*Shepard, NY-G	302	26	11.6	32	2
46)	Jo. Brown, Ariz	301	24	12.5	29	0
47)	Hurns, Jac.	300	20	15.0	42t	1
48)	Tate, Det.	299	25	12.0	61	1
49)	Snead, N.O.	296	19	15.6	49	2
50t)	Barnidge, Cle. (TE)	295	24	12.3	43	0
50t)	Meredith, Chi.	295	26	11.3	36	1
50t)	Pitta, Bal. (TE)	295	34	8.7	30	0

WEEK 6 / THROUGH MONDAY, OCTOBER 17, 2016**NFL / THIRD-DOWN RECEIVING LEADERS**

Rank	Player, Team	Rec	Yards	Avg	Long	TD
1)	Royal, Chi.	14	191	13.6	64	0
2t)	Cooper, Oak.	13	207	15.9	26	0
2t)	Landry, Mia.	13	164	12.6	39	0
2t)	Reed, Was. (TE)	13	146	11.2	26	1
2t)	Beasley, Dal.	13	141	10.8	29	0
2t)	Powell, NY-J (RB)	13	78	6.0	11	0
7)	Hopkins, Hou.	12	119	9.9	16	0
8t)	Cobb, G.B.	11	146	13.3	32	0
8t)	Pitta, Bal. (TE)	11	108	9.8	30	0
8t)	Rudolph, Min. (TE)	11	98	8.9	18	2
8t)	D. Johnson, Cle. (RB)	11	77	7.0	28	0
12t)	Ty. Williams, S.D.	10	180	18.0	44t	1
12t)	Hilton, Ind.	10	110	11.0	20	1
14t)	Coates, Pit.	9	226	25.1	72t	2
14t)	Brown, Pit.	9	135	15.0	26t	1
14t)	*Shepard, NY-G	9	121	13.4	32	1
14t)	Pryor, Cle.	9	115	12.8	18	1
14t)	Britt, L.A.	9	107	11.9	34	1
14t)	Fitzgerald, Ariz	9	81	9.0	15	0
14t)	Bernard, Cin. (RB)	9	71	7.9	32	0
14t)	Juszczyk, Bal. (RB)	9	63	7.0	18	0
22t)	Benjamin, Car.	8	148	18.5	25	0
22t)	Cruz, NY-G	8	141	17.6	40	1
22t)	Wallace, Bal.	8	134	16.8	66t	1
22t)	Tate, Det.	8	132	16.5	61	0
22t)	Thomas, Den.	8	130	16.3	55t	2
22t)	Baldwin, Sea.	8	119	14.9	59	1
22t)	Nelson, G.B.	8	113	14.1	39	2
22t)	Olsen, Car. (TE)	8	111	13.9	34	1
22t)	Thielen, Min.	8	105	13.1	21	0
22t)	Sanu, Atl.	8	93	11.6	22	0
22t)	A. Robinson, Jac.	8	91	11.4	17	0
22t)	D. Johnson, Ariz (RB)	8	85	10.6	24	0
22t)	Witten, Dal. (TE)	8	80	10.0	31	0
22t)	Barnidge, Cle. (TE)	8	79	9.9	14	0
22t)	Boldin, Det.	8	70	8.8	20	0
22t)	Murray, Ten. (RB)	8	70	8.8	14	0
38t)	*Fuller, Hou.	7	152	21.7	35	1
38t)	Matthews, Phi.	7	142	20.3	54	0
38t)	Sanders, Den.	7	118	16.9	41t	1
38t)	Amendola, N.E.	7	108	15.4	32	1
38t)	Green, Cin.	7	101	14.4	23	0
38t)	Diggs, Min.	7	99	14.1	33	0
38t)	Edelman, N.E.	7	76	10.9	19	0
38t)	Kerley, S.F.	7	71	10.1	33t	2
38t)	Woods, Buf.	7	56	8.0	17	0
47t)	B. Marshall, NY-J	6	104	17.3	41	0
47t)	Crowder, Was.	6	90	15.0	55t	1
47t)	Ebron, Det. (TE)	6	89	14.8	29	1
47t)	Evans, T.B.	6	80	13.3	19t	1
47t)	Clay, Buf. (TE)	6	77	12.8	33	0
47t)	Brate, T.B. (TE)	6	75	12.5	20	1
47t)	Gurley, L.A. (RB)	6	75	12.5	33	0
47t)	Snead, N.O.	6	74	12.3	23	0
47t)	Wright, Ten.	6	74	12.3	26	0
47t)	Austin, L.A.	6	71	11.8	43t	1
47t)	Garcon, Was.	6	66	11.0	22	0
47t)	S. Smith, Bal.	6	64	10.7	19	0
47t)	Crabtree, Oak.	6	63	10.5	16	1
47t)	*Boyd, Cin.	6	59	9.8	16	0
47t)	Yeldon, Jac. (RB)	6	36	6.0	11	0
47t)	J. White, N.E. (RB)	6	29	4.8	10	0
47t)	Tamme, Atl. (TE)	6	28	4.7	12	1

WEEK 6 / THROUGH MONDAY, OCTOBER 17, 2016**NFL / LEADING SCORERS, NONKICKERS**

Rank	Player, Team	TD	Rush	Rec	Ret	X2	Pts
1)	D. Johnson, Ariz (RB)	8	8	0	0	0	48
2t)	Gordon, S.D. (RB)	7	6	1	0	0	42
2t)	McCoy, Buf. (RB)	7	6	1	0	0	42
4)	Hyde, S.F. (RB)	6	6	0	0	1	38
5t)	Blount, N.E. (RB)	6	6	0	0	0	36
5t)	Murray, Ten. (RB)	6	4	2	0	0	36
7)	Crabtree, Oak. (WR)	5	0	5	0	1	32
8t)	Brown, Pit. (WR)	5	0	5	0	0	30
8t)	Coleman, Atl. (RB)	5	4	1	0	0	30
8t)	*Elliott, Dal. (RB)	5	5	0	0	0	30
8t)	Fitzgerald, Ariz (WR)	5	0	5	0	0	30
8t)	Michael, Sea. (RB)	5	4	1	0	0	30
8t)	Nelson, G.B. (WR)	5	0	5	0	0	30
14t)	Ajayi, Mia. (RB)	4	4	0	0	0	24
14t)	C. Anderson, Den. (RB)	4	3	1	0	0	24
14t)	Benjamin, Car. (WR)	4	0	4	0	0	24
14t)	Bennett, N.E. (TE)	4	0	4	0	0	24
14t)	Crowder, Was. (WR)	4	0	3	1	0	24
14t)	Evans, T.B. (WR)	4	0	4	0	0	24
14t)	M. Jones, Det. (WR)	4	0	4	0	0	24
14t)	J. Jones, Atl. (WR)	4	0	4	0	0	24
14t)	Kuhn, N.O. (RB)	4	3	1	0	0	24
14t)	Mathews, Phi. (RB)	4	3	1	0	0	24
14t)	Pryor, Cle. (WR)	4	1	3	0	0	24
14t)	Riddick, Det. (RB)	4	1	3	0	0	24
14t)	D. Williams, Pit. (RB)	4	3	1	0	0	24
27t)	Newton, Car. (QB)	3	3	0	0	1	20
27t)	Thomas, Den. (WR)	3	0	3	0	1	20
27t)	Wallace, Bal. (WR)	3	0	3	0	1	20
30t)	Adams, G.B. (WR)	3	0	3	0	0	18
30t)	Beasley, Dal. (WR)	3	0	3	0	0	18
30t)	Beckham, NY-G (WR)	3	0	3	0	0	18
30t)	Boldin, Det. (WR)	3	0	3	0	0	18
30t)	Cooks, N.O. (WR)	3	0	3	0	0	18
30t)	Crowell, Cle. (RB)	3	3	0	0	0	18
30t)	Doyle, Ind. (TE)	3	0	3	0	0	18
30t)	Fleener, N.O. (TE)	3	1	2	0	0	18
30t)	Floyd, Ariz (WR)	3	0	3	0	0	18
30t)	Forte, NY-J (RB)	3	3	0	0	0	18
30t)	Freeman, Atl. (RB)	3	2	1	0	0	18
30t)	*Fuller, Hou. (WR)	3	0	2	1	0	18
30t)	Gillislee, Buf. (RB)	3	2	1	0	0	18
30t)	Gore, Ind. (RB)	3	2	1	0	0	18
30t)	Gurley, L.A. (RB)	3	3	0	0	0	18
30t)	*Henry, S.D. (TE)	3	0	3	0	0	18
30t)	Hill, Cin. (RB)	3	3	0	0	0	18
30t)	Hilton, Ind. (WR)	3	0	3	0	0	18
30t)	Hopkins, Hou. (WR)	3	0	3	0	0	18
30t)	James, Pit. (TE)	3	0	3	0	0	18
30t)	Jones, Was. (RB)	3	3	0	0	0	18
30t)	LaFell, Cin. (WR)	3	0	3	0	0	18
30t)	Miller, Chi. (TE)	3	0	3	0	0	18
30t)	Murray, Oak. (RB)	3	3	0	0	0	18
30t)	*Prescott, Dal. (QB)	3	3	0	0	0	18
30t)	Quick, L.A. (WR)	3	0	3	0	0	18
30t)	Roberts, Oak. (WR)	3	0	3	0	0	18
30t)	A. Robinson, Jac. (WR)	3	0	3	0	0	18
30t)	Royal, Chi. (WR)	3	0	2	1	0	18
30t)	Rudolph, Min. (TE)	3	0	3	0	0	18
30t)	Sanders, Den. (WR)	3	0	3	0	0	18
30t)	*Michael Thomas, N.O. (WR)	3	0	3	0	0	18
30t)	West, Bal. (RB)	3	3	0	0	0	18

WEEK 6 / THROUGH MONDAY, OCTOBER 17, 2016**NFL / LEADING SCORERS, KICKERS**

Rank	Player, Team	PAT	FG	Pct	Long	Pts
1)	Vinatieri, Ind.	14/14	16/16	1.000	54	62
2)	Hopkins, Was.	13/14	15/16	.938	50	58
3t)	Bryant, Atl.	21/21	12/12	1.000	53	57
3t)	Lambo, S.D.	18/19	13/14	.929	47	57
5)	Tucker, Bal.	8/ 8	15/15	1.000	53	53
6)	Bailey, Dal.	18/18	11/13	.846	56	51
7t)	Nugent, Cin.	10/10	13/15	.867	47	49
7t)	Sturgis, Phi.	13/14	12/13	.923	53	49
9t)	McManus, Den.	12/13	12/14	.857	46	48
9t)	Novak, Hou.	9/10	13/16	.813	53	48
11)	Gostkowski, N.E.	16/17	9/12	.750	53	43
12t)	Brown, NY-G	9/ 9	11/12	.917	48	42
12t)	Carpenter, Buf.	18/20	8/10	.800	45	42
12t)	Crosby, G.B.	12/12	10/10	1.000	46	42
12t)	Prater, Det.	15/16	9/10	.900	50	42
16t)	Folk, NY-J	8/ 9	11/12	.917	48	41
16t)	Gano, Car.	14/16	9/12	.750	54	41
18t)	Hauschka, Sea.	9/11	10/11	.909	53	39
18t)	*Lutz, N.O.	18/18	7/11	.636	57	39
20t)	Janikowski, Oak.	14/14	8/11	.727	56	38
20t)	Zuerlein, L.A.	11/11	9/ 9	1.000	54	38
22t)	Santos, K.C.	10/11	9/11	.818	54	37
22t)	Walsh, Min.	10/12	9/12	.750	50	37
24t)	Barth, Chi.	11/11	8/11	.727	49	35
24t)	Catanzaro, Ariz	17/18	6/ 7	.857	60	35
24t)	Dawson, S.F.	14/14	7/ 8	.875	48	35
24t)	Myers, Jac.	11/11	8/10	.800	50	35
28)	Franks, Mia.	13/13	7/10	.700	41	34
29t)	Boswell, Pit.	18/18	4/ 5	.800	49	30
29t)	Succop, Ten.	12/13	6/ 8	.750	48	30
31)	Parkey, Cle.	6/ 6	7/10	.700	51	27
32)	*Aguayo, T.B.	8/ 9	4/ 8	.500	43	20
33)	Murray, Cle.	3/ 4	1/ 2	.500	35	6
34)	Bullock, NY-G	2/ 3	0/ 0	---	--	2

NFL / TOUCHBACKS ON KICKOFFS

Rank	Player, Team	TB
1)	Lambo, S.D.	30
2t)	Bosher, Atl.	27
2t)	Hopkins, Was.	27
4)	McAfee, Ind.	26
5)	Gano, Car.	24
6)	Catanzaro, Ariz	23
7)	Bailey, Dal.	22
8t)	Boswell, Pit.	21
8t)	Martin, Det.	21
8t)	McManus, Den.	21
11)	*Lutz, N.O.	19
12t)	Hauschka, Sea.	18
12t)	Myers, Jac.	18
12t)	Succop, Ten.	18
12t)	Tucker, Bal.	18
12t)	Zuerlein, L.A.	18
17t)	Gostkowski, N.E.	17
17t)	Sturgis, Phi.	17
19)	Franks, Mia.	16
20t)	Brown, NY-G	15
20t)	Janikowski, Oak.	15
20t)	Parkey, Cle.	15
23)	*Aguayo, T.B.	14
24t)	Nugent, Cin.	13
24t)	Walsh, Min.	13
26t)	Crosby, G.B.	12
26t)	Folk, NY-J	12
28t)	Barth, Chi.	11
28t)	Pinion, S.F.	11
28t)	Santos, K.C.	11
31)	Carpenter, Buf.	9
32)	Gay, Buf.	5
33)	Murray, Cle.	4
34t)	Bullock, NY-G	3
34t)	Dawson, S.F.	3
36)	Novak, Hou.	1

WEEK 6 / THROUGH MONDAY, OCTOBER 17, 2016**NFL / MOST YARDS FROM SCRIMMAGE**

Rank	Player, Team	Total			Rushing			Receiving		
		Yards	Att+Rec	Avg	Yards	Att	Avg	Yards	Rec	Avg
1)	D. Johnson, Ariz (RB)	833	133	6.3	568	113	5.0	265	20	13.3
2)	*Elliott, Dal. (RB)	801	148	5.4	703	137	5.1	98	11	8.9
3)	Murray, Ten. (RB)	698	138	5.1	526	114	4.6	172	24	7.2
4)	McCoy, Buf. (RB)	684	125	5.5	587	104	5.6	97	21	4.6
5)	J. Jones, Atl. (WR)	656	31	21.2	0	0	---	656	31	21.2
6)	Ware, K.C. (RB)	646	91	7.1	415	78	5.3	231	13	17.8
7)	L. Miller, Hou. (RB)	631	142	4.4	520	125	4.2	111	17	6.5
8)	Olsen, Car. (TE)	610	39	15.6	0	0	---	610	39	15.6
9)	Green, Cin. (WR)	606	42	14.4	0	0	---	606	42	14.4
10)	Cooper, Oak. (WR)	585	36	16.3	0	0	---	585	36	16.3
11)	Beckham, NY-G (WR)	581	35	16.6	0	0	---	581	35	16.6
12)	Freeman, Atl. (RB)	577	107	5.4	450	90	5.0	127	17	7.5
13)	Hilton, Ind. (WR)	556	38	14.6	0	0	---	556	38	14.6
14)	M. Jones, Det. (WR)	532	30	17.7	3	1	3.0	529	29	18.2
15)	Crowell, Cle. (RB)	523	92	5.7	432	83	5.2	91	9	10.1
16)	Gordon, S.D. (RB)	515	130	4.0	393	116	3.4	122	14	8.7
17)	Landry, Mia. (WR)	512	44	11.6	18	3	6.0	494	41	12.0
18t)	Gore, Ind. (RB)	506	115	4.4	434	100	4.3	72	15	4.8
18t)	Jones, Was. (RB)	506	97	5.2	433	89	4.9	73	8	9.1
20)	Hyde, S.F. (RB)	495	122	4.1	429	109	3.9	66	13	5.1
21t)	Britt, L.A. (WR)	492	30	16.4	0	0	---	492	30	16.4
21t)	Brown, Pit. (WR)	492	42	11.7	6	1	6.0	486	41	11.9
23)	Coleman, Atl. (RB)	490	69	7.1	170	51	3.3	320	18	17.8
24)	Jeffery, Chi. (WR)	487	29	16.8	0	0	---	487	29	16.8
25)	Gurley, L.A. (RB)	479	134	3.6	346	119	2.9	133	15	8.9
26)	West, Bal. (RB)	473	98	4.8	414	88	4.7	59	10	5.9
27)	Blount, N.E. (RB)	463	124	3.7	439	119	3.7	24	5	4.8
28t)	C. Anderson, Den. (RB)	458	110	4.2	330	94	3.5	128	16	8.0
28t)	*Howard, Chi. (RB)	458	80	5.7	330	66	5.0	128	14	9.1
30)	Forte, NY-J (RB)	453	116	3.9	360	102	3.5	93	14	6.6
31)	Evans, T.B. (WR)	449	32	14.0	0	0	---	449	32	14.0
32)	Cooks, N.O. (WR)	447	28	16.0	19	3	6.3	428	25	17.1
33)	Michael, Sea. (RB)	441	96	4.6	354	81	4.4	87	15	5.8
34)	Bell, Pit. (RB)	440	68	6.5	263	48	5.5	177	20	8.9
35)	Pryor, Cle. (WR)	434	41	10.6	21	8	2.6	413	33	12.5
36)	B. Marshall, NY-J (WR)	433	27	16.0	0	0	---	433	27	16.0
37)	Coates, Pit. (WR)	426	21	20.3	5	2	2.5	421	19	22.2
38)	Bernard, Cin. (RB)	423	78	5.4	167	49	3.4	256	29	8.8
39)	Thomas, Den. (WR)	416	31	13.4	0	0	---	416	31	13.4
40)	Fitzgerald, Ariz (WR)	415	39	10.6	5	2	2.5	410	37	11.1
41)	Sanders, Den. (WR)	413	36	11.5	0	0	---	413	36	11.5
42)	Benjamin, S.D. (WR)	410	32	12.8	-1	1	-1.0	411	31	13.3
43)	Ingram, N.O. (RB)	406	88	4.6	272	70	3.9	134	18	7.4
44)	Beasley, Dal. (WR)	397	34	11.7	7	1	7.0	390	33	11.8
45)	Benjamin, Car. (WR)	394	29	13.6	0	0	---	394	29	13.6
46)	Wallace, Bal. (WR)	389	28	13.9	19	3	6.3	370	25	14.8
47)	Lacy, G.B. (RB)	388	75	5.2	360	71	5.1	28	4	7.0
48)	Ty. Williams, S.D. (WR)	386	24	16.1	0	0	---	386	24	16.1
49)	Diggs, Min. (WR)	370	27	13.7	-2	2	-1.0	372	25	14.9
50t)	Ajayi, Mia. (RB)	368	63	5.8	321	56	5.7	47	7	6.7
50t)	Bennett, N.E. (TE)	368	27	13.6	6	1	6.0	362	26	13.9

WEEK 6 / THROUGH MONDAY, OCTOBER 17, 2016**NFL / LEADERS IN FIRST DOWNS**

Rank	Player, Team	Rush	Rec	Tot
1)	*Elliott, Dal. (RB)	37	2	39
2)	D. Johnson, Ariz (RB)	29	9	38
3)	Murray, Ten. (RB)	26	10	36
4t)	Gordon, S.D. (RB)	25	6	31
4t)	McCoy, Buf. (RB)	26	5	31
6)	L. Miller, Hou. (RB)	25	5	30
7)	Freeman, Atl. (RB)	24	5	29
8t)	Brown, Pit. (WR)	0	28	28
8t)	Gurley, L.A. (RB)	21	7	28
8t)	Jones, Was. (RB)	24	4	28
8t)	Olsen, Car. (TE)	0	28	28
8t)	Ware, K.C. (RB)	20	8	28
13)	Fitzgerald, Ariz (WR)	0	27	27
14t)	Evans, T.B. (WR)	0	26	26
14t)	Gore, Ind. (RB)	23	3	26
16t)	Blount, N.E. (RB)	24	1	25
16t)	Crabtree, Oak. (WR)	0	25	25
16t)	*Howard, Chi. (RB)	20	5	25
19t)	Cooper, Oak. (WR)	0	24	24
19t)	Crowell, Cle. (RB)	19	5	24
19t)	Green, Cin. (WR)	0	24	24
19t)	Hilton, Ind. (WR)	0	24	24
19t)	Hyde, S.F. (RB)	21	3	24
19t)	J. Jones, Atl. (WR)	0	24	24
19t)	Pryor, Cle. (WR)	2	22	24
26t)	Beckham, NY-G (WR)	0	23	23
26t)	Benjamin, Car. (WR)	0	23	23
26t)	Britt, L.A. (WR)	0	23	23
26t)	Hopkins, Hou. (WR)	0	23	23
26t)	Jeffery, Chi. (WR)	0	23	23
26t)	Landry, Mia. (WR)	1	22	23
26t)	Sanders, Den. (WR)	0	23	23
26t)	West, Bal. (RB)	21	2	23
34t)	C. Anderson, Den. (RB)	16	6	22
34t)	Beasley, Dal. (WR)	0	22	22
36t)	Forte, NY-J (RB)	17	4	21
36t)	B. Marshall, NY-J (WR)	0	21	21
36t)	Michael, Sea. (RB)	18	3	21
36t)	Wallace, Bal. (WR)	1	20	21
40t)	Coleman, Atl. (RB)	10	10	20
40t)	Enunwa, NY-J (WR)	0	20	20
40t)	M. Jones, Det. (WR)	0	20	20
43t)	Ajayi, Mia. (RB)	16	3	19
43t)	Baldwin, Sea. (WR)	0	19	19
43t)	Bernard, Cin. (RB)	7	12	19
43t)	Ingram, N.O. (RB)	12	7	19
43t)	Kerley, S.F. (WR)	0	19	19
43t)	Riddick, Det. (RB)	11	8	19
43t)	D. Williams, Pit. (RB)	15	4	19
50t)	Bell, Pit. (RB)	8	10	18
50t)	Boldin, Det. (WR)	0	18	18
50t)	Cobb, G.B. (WR)	2	16	18
50t)	Diggs, Min. (WR)	0	18	18
50t)	Garcon, Was. (WR)	0	18	18
50t)	Reed, Was. (TE)	0	18	18
50t)	A. Robinson, Jac. (WR)	0	18	18
50t)	J. White, N.E. (RB)	7	11	18

WEEK 6 / THROUGH MONDAY, OCTOBER 17, 2016**NFL / LEADING PUNTERS**

Rank	Player, Team	No	Yards	Lg	Avg	TB	Blk	Dwn	OB	Opp Ret	In Yds	Net 20	Avg
1)	Morstead, N.O.	20	1028	66	51.4	3	0	4	3	10	87	6	44.1
2)	McAfee, Ind.	22	1108	74	50.4	4	0	3	4	8	60	10	44.0
3)	Martin, Det.	21	1055	63	50.2	1	0	2	1	10	48	10	47.0
4)	King, Oak.	29	1448	72	49.9	3	0	4	6	11	201	11	40.9
5)	Nortman, Jac.	22	1097	78	49.9	2	0	7	1	8	53	9	45.6
6)	Lee, Car.	26	1287	76	49.5	3	0	7	0	10	184	14	40.1
7)	C. Jones, Dal.	17	820	63	48.2	2	0	1	2	8	115	7	39.1
8)	Lechler, Hou.	29	1395	62	48.1	1	0	1	3	20	276	11	37.9
9)	Darr, Mia.	32	1538	66	48.1	2	0	2	3	14	116	13	43.2
10)	Koch, Bal.	31	1474	68	47.5	2	0	2	5	17	275	9	37.4
11)	Colquitt, Cle.	29	1378	65	47.5	2	0	3	2	14	136	4	41.4
12)	Wing, NY-G	26	1235	63	47.5	4	0	5	2	11	120	7	39.8
13)	Anger, T.B.	27	1271	59	47.1	2	0	1	1	9	59	11	43.4
14)	*Dixon, Den.	28	1310	62	46.8	3	0	6	1	12	88	10	41.5
15)	Kern, Ten.	29	1341	71	46.2	2	0	3	1	15	256	12	36.0
16)	Pinion, S.F.	37	1710	65	46.2	2	0	4	1	18	202	10	39.7
17)	Bosher, Atl.	20	923	68	46.2	1	0	2	0	8	54	11	42.5
18)	Berry, Pit.	26	1179	63	45.3	1	0	4	4	10	98	12	40.8
19)	Hekker, L.A.	31	1404	64	45.3	0	0	1	3	10	62	16	43.3
20)	Way, Was.	18	803	61	44.6	3	0	3	3	8	72	7	37.3
21)	Allen, N.E.	27	1203	57	44.6	0	0	6	2	9	63	13	42.2
22)	D. Jones, Phi.	23	1020	72	44.3	3	0	5	1	5	81	8	38.2
23)	Huber, Cin.	30	1326	58	44.2	2	0	4	3	16	139	10	38.2
24)	Ryan, Sea.	25	1097	58	43.9	2	0	4	1	9	78	10	39.2
25)	Locke, Min.	28	1220	62	43.6	2	0	6	0	8	63	13	39.9
26)	*Edwards, NY-J	25	1079	54	43.2	2	0	3	2	12	121	7	36.7
27)	Colquitt, K.C.	24	1033	58	43.0	2	0	4	1	10	49	11	39.3
28)	Schmidt, Buf.	28	1200	58	42.9	2	0	3	9	10	31	10	40.3
29)	O'Donnell, Chi.	27	1155	51	42.8	2	0	2	1	8	155	8	35.6
30)	Quigley, Ariz	18	751	55	41.7	1	0	3	0	4	47	9	38.0
31)	*Kaser, S.D.	22	901	60	41.0	0	0	2	3	12	73	7	37.6
32)	Schum, G.B.	16	653	56	40.8	0	0	2	5	4	36	3	38.6
33)	Butler, Ariz	15	605	50	40.3	0	0	1	1	9	100	6	33.7

NFL / LEADING PUNTERS, NET AVERAGE

Rank	Player, Team	No	Yards	Lg	Avg	TB	Blk	Dwn	OB	Opp Ret	In Yds	Net 20	Avg
1)	Martin, Det.	21	1055	63	50.2	1	0	2	1	10	48	10	47.0
2)	Nortman, Jac.	22	1097	78	49.9	2	0	7	1	8	53	9	45.6
3)	Morstead, N.O.	20	1028	66	51.4	3	0	4	3	10	87	6	44.1
4)	McAfee, Ind.	22	1108	74	50.4	4	0	3	4	8	60	10	44.0
5)	Anger, T.B.	27	1271	59	47.1	2	0	1	1	9	59	11	43.4
6)	Hekker, L.A.	31	1404	64	45.3	0	0	1	3	10	62	16	43.3
7)	Darr, Mia.	32	1538	66	48.1	2	0	2	3	14	116	13	43.2
8)	Bosher, Atl.	20	923	68	46.2	1	0	2	0	8	54	11	42.5
9)	Allen, N.E.	27	1203	57	44.6	0	0	6	2	9	63	13	42.2
10)	*Dixon, Den.	28	1310	62	46.8	3	0	6	1	12	88	10	41.5
11)	Colquitt, Cle.	29	1378	65	47.5	2	0	3	2	14	136	4	41.4
12)	King, Oak.	29	1448	72	49.9	3	0	4	6	11	201	11	40.9
13)	Berry, Pit.	26	1179	63	45.3	1	0	4	4	10	98	12	40.8
14)	Schmidt, Buf.	28	1200	58	42.9	2	0	3	9	10	31	10	40.3
15)	Lee, Car.	26	1287	76	49.5	3	0	7	0	10	184	14	40.1
16)	Locke, Min.	28	1220	62	43.6	2	0	6	0	8	63	13	39.9
17)	Wing, NY-G	26	1235	63	47.5	4	0	5	2	11	120	7	39.8
18)	Pinion, S.F.	37	1710	65	46.2	2	0	4	1	18	202	10	39.7
19)	Colquitt, K.C.	24	1033	58	43.0	2	0	4	1	10	49	11	39.3
20)	Ryan, Sea.	25	1097	58	43.9	2	0	4	1	9	78	10	39.2
21)	C. Jones, Dal.	17	820	63	48.2	2	0	1	2	8	115	7	39.1
22)	Schum, G.B.	16	653	56	40.8	0	0	2	5	4	36	3	38.6
23)	Huber, Cin.	30	1326	58	44.2	2	0	4	3	16	139	10	38.2
24)	D. Jones, Phi.	23	1020	72	44.3	3	0	5	1	5	81	8	38.2
25)	Quigley, Ariz	18	751	55	41.7	1	0	3	0	4	47	9	38.0
26)	Lechler, Hou.	29	1395	62	48.1	1	0	1	3	20	276	11	37.9
27)	*Kaser, S.D.	22	901	60	41.0	0	0	2	3	12	73	7	37.6
28)	Koch, Bal.	31	1474	68	47.5	2	0	2	5	17	275	9	37.4
29)	Way, Was.	18	803	61	44.6	3	0	3	3	8	72	7	37.3
30)	*Edwards, NY-J	25	1079	54	43.2	2	0	3	2	12	121	7	36.7
31)	Kern, Ten.	29	1341	71	46.2	2	0	3	1	15	256	12	36.0
32)	O'Donnell, Chi.	27	1155	51	42.8	2	0	2	1	8	155	8	35.6
33)	Butler, Ariz	15	605	50	40.3	0	0	1	1	9	100	6	33.7

WEEK 6 / THROUGH MONDAY, OCTOBER 17, 2016**NFL / PUNT RETURN LEADERS**

Rank	Player, Team	Ret	FC	Yards	Avg	Long	TD
1)	Crowder, Was.	10	4	207	20.7	85t	1
2)	Roberts, Det.	8	2	142	17.8	85t	1
3)	Sherels, Min.	11	7	181	16.5	79t	2
4)	*Hill, K.C.	12	1	197	16.4	50	0
5)	Weems, Atl.	9	9	138	15.3	73	0
6)	*Grant, Mia.	8	0	118	14.8	74t	1
7)	*Richard, Oak.	8	1	116	14.5	47	0
8)	Lockett, Sea.	11	11	139	12.6	62	0
9)	Royal, Chi.	13	8	153	11.8	65t	1
10)	Sproles, Phi.	10	4	112	11.2	40	0
11)	Norwood, Den.	10	7	108	10.8	17	0
12)	Humphries, T.B.	11	9	118	10.7	25	0
13)	Tate, Buf.	11	4	100	9.1	31	0
14)	Austin, L.A.	13	8	116	8.9	47	0
15)	*Ervin, Hou.	13	15	114	8.8	18	0
16)	Kerley, S.F.	8	14	69	8.6	26	0
17)	Greene, Jac.	10	2	86	8.6	42	0
18)	Whitehead, Dal.	8	1	61	7.6	14	0
19)	Hester, Bal.	9	7	65	7.2	20	0
20)	Harris, NY-G	8	6	57	7.1	17	0
21t)	Amendola, N.E.	8	4	55	6.9	19	0
21t)	Mariani, Ten.	16	7	110	6.9	17	0
23)	*Erickson, Cin.	8	8	54	6.8	15	0
24)	Benjamin, S.D.	9	0	59	6.6	18	0
25)	Jo. Brown, Ariz	11	10	70	6.4	19	0
26)	Ginn, Car.	15	7	94	6.3	16	0

NFL / KICKOFF RETURN LEADERS

Rank	Player, Team	Ret	Yards	Avg	Long	TD
1)	Patterson, Min.	7	209	29.9	61	0
2)	Hester, Bal.	9	259	28.8	60	0
3)	Harris, NY-G	9	258	28.7	44	0
4t)	Bray, Ind.	9	231	25.7	39	0
4t)	*J. Marshall, NY-J	9	231	25.7	65	0
6)	*Richard, Oak.	8	198	24.8	50	0
7t)	*Hill, K.C.	8	188	23.5	33	0
7t)	Tate, Buf.	10	235	23.5	45	0
9)	Mariani, Ten.	11	256	23.3	33	0
10)	*Ervin, Hou.	10	226	22.6	33	0
11)	Weems, Atl.	9	202	22.4	42	0
12)	Thompson, Chi.	12	269	22.4	32	0
13)	Ginn, Car.	15	335	22.3	59	0
14)	Grant, Jac.	12	256	21.3	32	0
15)	Roberts, Det.	12	248	20.7	31	0
16)	McCluster, S.D.	8	165	20.6	30	0
17)	Ellington, Ariz	8	134	16.8	25	0

WEEK 6 / THROUGH MONDAY, OCTOBER 17, 2016**NFL / LEADERS IN INTERCEPTIONS**

Rank	Player, Team	Int	Yards	Avg	Long	TD
1)	Peters, K.C.	5	47	9.4	28	0
2t)	Cooper, Ariz	3	95	31.7	60t	1
2t)	Talib, Den.	3	86	28.7	46t	1
2t)	Hayward, S.D.	3	50	16.7	31	0
2t)	Mosley, Bal.	3	12	4.0	12	0
6t)	Gilmore, Buf.	2	48	24.0	34	0
6t)	Robey-Coleman, Buf.	2	44	22.0	41t	1
6t)	Alford, Atl.	2	34	17.0	30t	1
6t)	Collins, N.E.	2	31	15.5	18	0
6t)	Porter, Chi.	2	28	14.0	25	0
6t)	S. Smith, Oak.	2	27	13.5	27	0
6t)	Jenkins, NY-G	2	26	13.0	23	0
6t)	Taylor, Cle.	2	26	13.0	29	0
6t)	Peterson, Ariz	2	25	12.5	25	0
6t)	*Young, Bal.	2	22	11.0	16	0
6t)	Abdul-Quddus, Mia.	2	16	8.0	9	0
6t)	Church, Dal.	2	14	7.0	14	0
6t)	M. Williams, NY-J	2	14	7.0	14	0
6t)	Swearinger, Ariz	2	12	6.0	12	0
6t)	Haden, Cle.	2	9	4.5	9	0
6t)	Barron, L.A.	2	8	4.0	7	0
6t)	McCourty, Ten.	2	7	3.5	6	0
6t)	Sherman, Sea.	2	6	3.0	6	0
6t)	McLeod, Phi.	2	5	2.5	5	0
6t)	Thomas, Sea.	2	5	2.5	5	0
6t)	Waynes, Min.	2	4	2.0	4	0
6t)	Cox, Ten.	2	3	1.5	3	0

WEEK 6 / THROUGH MONDAY, OCTOBER 17, 2016**NFL / LEADERS IN SACKS**

Rank	Player, Team	Sacks
1)	Alexander, Buf. (LB)	8.0
2)	Miller, Den. (LB)	7.5
3)	Orakpo, Ten. (LB)	7.0
4t)	M. Golden, Ariz (LB)	6.0
4t)	Young, Chi. (LB)	6.0
6t)	Hyder, Det. (DE)	5.0
6t)	Murphy, Was. (DE)	5.0
6t)	Suggs, Bal. (LB)	5.0
6t)	L. Williams, NY-J (DT)	5.0
10t)	Beasley, Atl. (LB)	4.5
10t)	Kerrigan, Was. (LB)	4.5
10t)	Mercilus, Hou. (LB)	4.5
10t)	Perry, G.B. (LB)	4.5
10t)	Wolfe, Den. (DE)	4.5
15t)	Avril, Sea. (DE)	4.0
15t)	Cox, Phi. (DT)	4.0
15t)	Dunlap, Cin. (DE)	4.0
15t)	Griffen, Min. (DE)	4.0
15t)	Hughes, Buf. (LB)	4.0
15t)	Hunter, Min. (DE)	4.0
15t)	Jones, Ariz (LB)	4.0
15t)	*Ngakoue, Jac. (DE)	4.0
15t)	Ray, Den. (LB)	4.0
15t)	Robison, Min. (DE)	4.0
15t)	Walden, Ind. (LB)	4.0
26t)	Fairley, N.O. (DT)	3.5
26t)	Ford, K.C. (LB)	3.5
26t)	Sheard, N.E. (DE)	3.5
26t)	Taylor, Det. (DE)	3.5
30t)	Bennett, Sea. (DE)	3.0
30t)	*Brown, S.D. (LB)	3.0
30t)	Casey, Ten. (DE)	3.0
30t)	Clark, Sea. (DE)	3.0
30t)	Clarke, Cin. (DE)	3.0
30t)	Donald, L.A. (DT)	3.0
30t)	Freeney, Atl. (DE)	3.0
30t)	Graham, Phi. (DE)	3.0
30t)	Heyward, Pit. (DE)	3.0
30t)	Ingram, S.D. (LB)	3.0
30t)	Jernigan, Bal. (DE)	3.0
30t)	Joseph, Min. (DT)	3.0
30t)	Matthews, G.B. (LB)	3.0
30t)	McKinney, Hou. (LB)	3.0
30t)	Morgan, Ten. (LB)	3.0
45t)	Atkins, Cin. (DT)	2.5
45t)	Branch, Mia. (DE)	2.5
45t)	Jordan, N.O. (DE)	2.5
45t)	McGee, Oak. (DT)	2.5
45t)	Minter, Ariz (LB)	2.5
45t)	Peppers, G.B. (LB)	2.5
45t)	Simon, Hou. (LB)	2.5
45t)	Suh, Mia. (DT)	2.5

WEEK 6 / THROUGH MONDAY, OCTOBER 17, 2016**NFL / FUMBLE RECOVERIES**

Rank	Player, Team	TotRec	OffRec	DefRec
1)	Palmer, Ariz	4	4	0
2t)	Cousins, Was.	3	3	0
2t)	Fitzpatrick, NY-J	3	3	0
2t)	Luck, Ind.	3	3	0
2t)	Winston, T.B.	3	3	0
6t)	Alonso, Mia.	2	0	2
6t)	P. Brown, Buf.	2	0	2
6t)	Cutler, Chi.	2	2	0
6t)	Dalton, Cin.	2	2	0
6t)	Thompson, Car.	2	0	2
6t)	Hoyer, Chi.	2	2	0
6t)	D. Jackson, Ind.	2	0	2
6t)	Jones, Ariz	2	0	2
6t)	*C. Jones, N.E.	2	2	0
6t)	Keo, Den.	2	0	2
6t)	*Kessler, Cle.	2	2	0
6t)	*Louis, Cle.	2	2	0
6t)	L. Miller, Hou.	2	2	0
6t)	Nelson, Oak.	2	0	2
6t)	Orr, Bal.	2	0	2
6t)	Rivers, S.D.	2	2	0
6t)	Roethlisberger, Pit.	2	2	0
6t)	Sendejo, Min.	2	0	2
6t)	A. Smith, K.C.	2	2	0
6t)	Taylor, Buf.	2	2	0
6t)	*Wentz, Phi.	2	2	0

WEEK 6 / THROUGH MONDAY, OCTOBER 17, 2016**NFL / OFFENSIVE FUMBLE RECOVERIES**

Rank	Player, Team	Ret	Yards	Avg	Long	TD
1)	Palmer, Ariz	4	0	0.0	0	0
2t)	Cousins, Was.	3	0	0.0	0	0
2t)	Fitzpatrick, NY-J	3	0	0.0	0	0
2t)	Winston, T.B.	3	0	0.0	0	0
2t)	Luck, Ind.	3	-1	-0.3	0	0
6t)	*Louis, Cle.	2	1	0.5	1	0
6t)	Cutler, Chi.	2	0	0.0	0	0
6t)	Dalton, Cin.	2	0	0.0	0	0
6t)	Hoyer, Chi.	2	0	0.0	0	0
6t)	*C. Jones, N.E.	2	0	0.0	0	0
6t)	*Kessler, Cle.	2	0	0.0	0	0
6t)	L. Miller, Hou.	2	0	0.0	0	0
6t)	Rivers, S.D.	2	0	0.0	0	0
6t)	Roethlisberger, Pit.	2	0	0.0	0	0
6t)	A. Smith, K.C.	2	0	0.0	0	0
6t)	*Wentz, Phi.	2	0	0.0	0	0
6t)	Taylor, Buf.	2	-3	-1.5	0	0

WEEK 6 / THROUGH MONDAY, OCTOBER 17, 2016**NFL / DEFENSIVE FUMBLE RECOVERIES**

Rank	Player, Team	Ret	Yards	Avg	Long	TD
1t)	Thompson, Car.	2	9	4.5	9t	1
1t)	Sendejo, Min.	2	5	2.5	3	0
1t)	Alonso, Mia.	2	2	1.0	2	0
1t)	P. Brown, Buf.	2	0	0.0	0	0
1t)	D. Jackson, Ind.	2	0	0.0	0	0
1t)	Jones, Ariz	2	0	0.0	0	0
1t)	Keo, Den.	2	0	0.0	0	0
1t)	Nelson, Oak.	2	0	0.0	0	0
1t)	Orr, Bal.	2	0	0.0	0	0

WEEK 6 / THROUGH MONDAY, OCTOBER 17, 2016

Team/Offense Rank (Within League)

BAL	BUF	CIN	CLE	DEN	HOU	IND	JAX	KC	MIA	NE	NYJ	OAK	PIT	SD	TEN		ARI	ATL	CAR	CHI	DAL	DET	GB	LA	MIN	NO	NYG	PHI	SF	SEA	TB	WAS
20	22	12	19	28	27	13t	29	17	24	5t	26	8	9	15	11	TYds/G	10	1	4	7	3	18	25	31	30	2	13t	21	32	16	23	5t
29	15	16	17	27	28	19	26	21	6	8	23	4	10	12	11	TYds/P	20	1	13	5	3	14	24	25	30	7	9	18	32	22	31	2
18	1	24	11	19	10	17	31	14	20	7	21	13	15	22	3	RYds/G	4	9	6	23	2	26	16	28	32	29	30	8	5	25	27	12
18	1	26	6	22	15	14	28	11	7	21	19	3	8	24	2	RshAvg	9	13	10	12	5	23	17	31	32	27	25	16	20	30	29	4
16	31	6	22	27	30	13	15	19	23	8	21	10	9	12	29	PsYd/G	18	2	7	4	20	14	25	28	24	1	3	26	32	11	17	5
31	28	10	20	26	30	21	22	27	13	2	24	14	16	4	18	PasAvg	23	1	19	11	3	12	25	15	8	5	6	17	32	9	29	7
13	9	6	19	17	27	14	28	7	29	1t	32	10	21t	12	24	%HdInt	23	11	31	5	3	16	18	25	1t	15	20	4	26	8	30	21t
8	27	29	30	28	13	32	23	25	31	17	4	1	7	18	6	Sac/PP	15	22	19	12	9	21	10	20	11	3	5	26	24	14	16	2
12	27t	10t	27t	15	25t	6t	24	13t	32	10t	25t	18t	18t	16t	23	1D/Gm	4t	3	4t	16t	1	8	13t	31	30	2	20	21t	27t	21t	9	6t
27	19	31	20	21	18	9	32	10	30	7	17	24	5	14	6	3D Eff	8	23	12	28t	2	3t	1	22	13	3t	26	28t	25	16	15	11
20t	6	8t	19	4	28t	14t	7	8t	31t	12t	14t	20t	26	23t	27	4D Eff	31t	8t	12t	30	1t	1t	23t	28t	14t	5	14t	1t	22	8t	14t	23t
28	16	31t	29	15	8	21	20	5	6	18	23	7	12	25	27	PR Avg	31t	4	30	11	24	2	22	17	3	10	26	13	19	9	14	1
2	21	25	31	6	17	20	23	11	13	27	3	22	24	26	15	KR Avg	16	14	12	18	7	19	9	10	8	30	4	1	29	28	32	5
10	28	23	11	14	8	2	5	27	9	21	26	4	18	30	15	GPntAv	32	17	6	29	7	3	31	19	25	1	12	22	16	24	13	20
27	14	23	11	10	25	4	2	19	7	9	29	12	13	26	30	NPntAv	31	8	15	32	21	1	22	6	16	3	17	24	18	20	5	28
24	4t	29	26	16	30	7	21	18	23	13	32	11	9	3	22	Pts/Gm	10	1	6	31	8	12	17	28	14	2	25	4t	19	20	27	15
1t	20t	14	30	15t	19	1t	20t	18	29	23t	9t	27t	20t	7	23t	FG%	15t	1t	23t	27t	17	12	1t	1t	23t	31	9t	8	13	11	32	6

Opponent/Defense Rank (Within League)

BAL	BUF	CIN	CLE	DEN	HOU	IND	JAX	KC	MIA	NE	NYJ	OAK	PIT	SD	TEN		ARI	ATL	CAR	CHI	DAL	DET	GB	LA	MIN	NO	NYG	PHI	SF	SEA	TB	WAS
3	12	15	29	4t	7	30	8	14	26	13	23	32	28	18	9	TYds/G	4t	24	22	11	16	25	10	17	2	31	19	6	27	1	20	21
6	9	25	26	2	7	31	4	20	15	13	28	32	29	11	14	TYds/P	3	19	23	12	22	30	16	10	1	27	8	17	18	5	24	21
1	15	20	27	22	29	25	14	24	31	9	6	30	13	5	7	RYds/G	17	11	8	19	10	21	2	23	4	26	12	18	32	3	16	28
4	10	20	16t	16t	21	28	12	24	25	9	5	30	26	11	18	RshAvg	14	15	3	13	23	27	1	19	8	22	6	29	31	2	7	32
9	14	17	26t	1	2	29	8	12	13	18	28	32	30	24	11	PsYd/G	3	26t	25	10	20	23	21	16	6	31	22	4	7	5	19	15
7	17	25	28	2	6	27	4	19	15	16	31	32	22	9	14	PasAvg	3	18	29	20	21	26	23	11	1	24	10	8	12	5	30	13
3	6	14	9	11	24	31	25	1	27	20	30	13	28	10	7	%HdInt	2	16	8	17	21t	26	23	21t	4	29	32	12	15	5	18	19
21	2	12	27	1	7	30	11	28	18	22	16	29	31	20	9	Sac/PP	6	25	15	13	23	14	5	26	4	24	32	8	19	3	17	10
1	15	11	27	8	4	31	21	6t	22t	16	25t	29	17t	19t	3	1D/Gm	5	30	12	14	22t	22t	10	28	6t	32	19t	9	17t	2	13	25t
4	5	17	31	12	9	18	28	24	3	27	20	8	10	16	14	3D Eff	13	19	23	11	29	32	7	26	6	21	22	15	25	1	2	30
31	4	7t	7t	19t	1t	16t	10t	10t	16t	3	5	10t	15	27t	23t	4D Eff	10t	29	23t	32	10t	7t	27t	30	1t	21t	23t	6	16t	21t	23t	19t
27	1	15	19	10	25	11	7	3	13	9	21	30	20	4	29	PR Avg	24	8	31	32	26	2	17t	5	12	16	22	28	23	14	6	17t
11	9	25	22	1	16	13	29	30	6t	2	10	17t	20	17t	26	KR Avg	4	14	3	24	21	8	31	15	23	12	6t	5	19	28	27	32
17	7	24	21	32	20	28	15	8	1	6	2	19	3	10	23	GPntAv	11	29	26	31	9	18	4	13	16	27	22	30	12	5	14	25
25	11	27t	26	32	13t	29	17	2	1	10	21	8	5	12	23	NPntAv	22	27t	31	30	9	3	18	13t	6	15	24	19	20	7	16	4
9	5	20	29t	8	12t	28	21	10	15	2	25	24	11	23	12t	Pts/Gm	6	26	29t	19	7	22	16	17	1	32	14	3t	31	3t	27	18
1	28	17t	5t	26t	30t	19t	30t	5t	7	2t	19t	8t	14	8t	12t	FG%	17t	12t	11	29	19t	15	26t	16	2t	23t	23t	2t	25	10	19t	30t