

BUFFALO BILLS

2016 WEEKLY RELEASE



REGULAR SEASON WEEK 7
BUFFALO BILLS AT MIAMI DOLPHINS

SUNDAY, OCTOBER 23, 2016 - 1:00 p.m.





REGULAR SEASON WEEK 7: BUFFALO BILLS @ MIAMI DOLPHINS
SUNDAY, OCTOBER 23, 2016 1:00 p.m. CBS-TV

BILLS HEAD TO MIAMI ON A ROLL

The Buffalo Bills head back out on the road this week to take on the Miami Dolphins at Hard Rock Stadium with kickoff at 1:00 p.m. on Sunday. Sunday's game will mark the 101st regular season meeting between Buffalo and Miami.

With a win over the Dolphins on Sunday, the Bills will:

- Win five games in a row for the first time since 2004 (Week 11-15)
- Defeat the Dolphins for the sixth time in the past seven matchups

BILLS-DOLPHINS REGULAR SEASON SERIES

- Overall regular season record: 42-57-1
- Bills at Miami: 17-32-1
- Last meeting on road: 9/27/15, W 41-14
- First regular season meeting: 9/18/1966, W 58-24 at Buffalo
- Last regular season meeting: 11/8/2015, W 33-17 at Buffalo

2016 SCHEDULE (4-2)

WEEK	DATE	OPPONENT	TIME/RESULT
1	9/11/16	at Baltimore Ravens	L, 7-13
2	9/15/16	NEW YORK JETS	L, 31-37
3	9/25/16	ARIZONA CARDINALS	W, 33-18
4	10/2/16	at New England Patriots	W, 16-0
5	10/9/16	at Los Angeles Rams	W, 30-19
6	10/16/16	SAN FRANCISCO 49ers	W, 45-16
7	10/23/16	at Miami Dolphins	1:00 p.m.
8	10/30/16	NEW ENGLAND PATRIOTS	1:00 p.m.
9	11/7/16	at Seattle Seahawks	8:30 p.m.
10		BYE WEEK	
11	11/20/16	at Cincinnati Bengals	1:00 p.m.
12	11/27/16	JACKSONVILLE JAGUARS	1:00 p.m.
13	12/4/16	at Oakland Raiders	4:05 p.m.
14	12/11/16	PITTSBURGH STEALERS	1:00 p.m.
15	12/18/16	CLEVELAND BROWNS	1:00 p.m.
16	12/24/16	MIAMI DOLPHINS	1:00 p.m.
17	1/1/17	at New York Jets	1:00 p.m.

BROADCAST INFO

TELEVISION: CBS-TV
PRODUCER: Sellers Shy
DIRECTOR: Chris Svendsen
PLAY-BY-PLAY: Tom McCarthy
COLOR ANALYST: Adam Archuleta



BILLS RADIO NETWORK

PLAY-BY-PLAY: John Murphy (29th year, 13th as play-by-play)
COLOR ANALYST: Mark Kelso (11th year)
SIDELINE: Sal Capaccio (3rd year)

MEDIA SCHEDULE

TUESDAY, OCT. 18

No Media Availability

WEDNESDAY, OCT. 19

Coach Ryan Available: 12:05 PM
 Practice: 12:30 PM (Stretch & Individual only)
 Open Locker Room: Post-Practice
 Miami HC Adam Gase Conference Call: 11:40 a.m.
 Miami DE Cameron Wake Conference Call: 11:50 a.m.

THURSDAY, OCT. 20

Practice: 11:45 AM (Stretch & Individual only)
 Coach Ryan Available: Post-Practice
 Open Locker Room: Post-Practice
 Assistant Coaches Available Upon Request:
 Please submit interview requests and topics for assistant coaches to a member of the Bills media relations staff by 12 PM on Wednesday.

FRIDAY, OCT. 21

Practice: 10:40 AM (Stretch & Individual Only)
 Coach Ryan Available: Post-Practice
 Open Locker Room: Post-Practice

SATURDAY, OCT. 22

No Media Availability

SUNDAY, OCT. 23

1:00 p.m. Bills at Dolphins @ Hard Rock Stadium

Scott Berchtold - Senior Vice President/Communications
 scott.berchtold@bills.nfl.net :: 716-312-8701

Kevin Kearns - Manager of Media Relations
 kevin.kearns@bills.nfl.net :: 716-312-8704

Kristy Boncal - Alumni & Media Coordinator
 kristy.boncal@bills.nfl.net :: 716-312-8620

Chris Jenkins - Executive Director of Media Relations
 chris.jenkins@bills.nfl.net :: 716-312-8702

Chris Fanelli - Coordinator of Media Relations
 chris.fanelli@bills.nfl.net :: 716-312-8717

BILLS 2016 REGULAR SEASON STATISTICS

BUFFALO BILLS / WEEK 6 / THROUGH SUNDAY, OCTOBER 16, 2016

WON 4, LOST 2						* RUSHING			No.	Yds	Avg	Long	TD
09/11	L 7-13	at Baltimore	71,104	McCoy	104	587	5.6	53	6				
09/15	L 31-37	New York Jets	70,256	Taylor	34	236	6.9	49	1				
09/25	W 33-18	Arizona	68,647	Gillislee	17	116	6.8	44t	2				
10/02	W 16-0	at New England	66,829	Jonathan William	8	23	2.9	7	0				
10/09	W 30-19	at Los Angeles	83,679	Manuel	5	13	2.6	8	0				
10/16	W 45-16	San Francisco	70,003	Felton	2	8	4.0	6	0				
10/23		at Miami		Woods	1	6	6.0	6	0				
10/30		New England		Bush	6	5	0.8	5	0				
11/07		at Seattle		Tate	1	4	4.0	4	0				
11/20		at Cincinnati		TEAM	178	998	5.6	53	9				
11/27		Jacksonville		OPPONENTS	165	619	3.8	29	6				
12/04		at Oakland		* RECEIVING	No.	Yds	Avg	Long	TD				
12/11		Pittsburgh		Woods	25	240	9.6	24	1				
12/18		Cleveland		Clay	22	239	10.9	33	0				
12/24		Miami		McCoy	21	97	4.6	13	1				
01/01		at New York Jets		Goodwin	8	165	20.6	84t	2				
		Buff.	Opp.	Powell	7	50	7.1	14	0				
TOTAL FIRST DOWNS	111		123	Watkins	6	63	10.5	19	0				
Rushing	53		36	O'Leary	5	77	15.4	28	0				
Passing	50		74	Salas	4	89	22.3	71t	1				
Penalty	8		13	Gillislee	3	27	9.0	18t	1				
3rd Down: Made/Att	29/76		27/80	Hunter LG	2	34	17.0	30t	2				
3rd Down Pct.	38.2		33.8	Hunter TM	2	34	17.0	30t	2				
4th Down: Made/Att	3/4		2/9	Felton	1	5	5.0	5	0				
4th Down Pct.	75.0		22.2	TEAM	104	1086	10.4	84t	8				
POSSESSION AVG.	28:17		31:43	OPPONENTS	123	1582	12.9	66t	3				
TOTAL NET YARDS	2024		2071	* INTERCEPTIONS	No.	Yds	Avg	Long	TD				
Avg. Per Game	337.3		345.2	Gilmore	2	48	24.0	34	0				
Total Plays	359		389	Robey-Coleman	2	44	22.0	41t	1				
Avg. Per Play	5.6		5.3	Graham	1	0	0.0	0	0				
NET YARDS RUSHING	998		619	White	1	0	0.0	0	0				
Avg. Per Game	166.3		103.2	TEAM	6	92	15.3	41t	1				
Total Rushes	178		165	OPPONENTS	2	0	0.0	0	0				
NET YARDS PASSING	1026		1452	* PUNTING	No.	Yds	Avg	Net	TB	In	Lg	B	
Avg. Per Game	171.0		242.0	Schmidt	28	1200	42.9	40.3	2	10	58	0	
Sacked/Yards Lost	13/60		20/130	TEAM	28	1200	42.9	40.3	2	10	58	0	
Gross Yards	1086		1582	OPPONENTS	24	1051	43.8	38.8	1	6	57	0	
Att./Completions	168/104		204/123	* PUNT RETURNS	Ret	FC	Yds	Avg	Long	TD			
Completion Pct.	61.9		60.3	Tate	11	4	100	9.1	31	0			
Had Intercepted	2		6	Bush	0	1	0	---	---	0			
PUNTS/AVERAGE	28/42.9		24/43.8	TEAM	11	5	100	9.1	31	0			
NET PUNTING AVG.	28/40.3		24/38.8	OPPONENTS	10	4	31	3.1	12	0			
PENALTIES/YARDS	43/414		42/301	* KICKOFF RETURNS	No.	Yds	Avg	Long	TD				
FUMBLES/BALL LOST	8/2		15/6	Tate	10	235	23.5	45	0				
TOUCHDOWNS	20		9	Felton	2	18	9.0	11	0				
Rushing	9		6	O'Leary	1	13	13.0	13	0				
Passing	8		3	TEAM	13	266	20.5	45	0				
Returns	3		0	OPPONENTS	19	362	19.1	51	0				
* SCORE BY PERIODS	Q1 Q2 Q3 Q4 OT PTS				* FIELD GOALS			1-19	20-29	30-39	40-49	50+	
TEAM	38 42 44 38 0	162			Carpenter			1/ 1	1/ 1	2/ 2	4/ 6	0/0	
OPPONENTS	15 48 16 24 0	103			TEAM			1/ 1	1/ 1	2/ 2	4/ 6	0/0	
* SCORING	TD-Ru-Pa-Rt	K-PAT	FG	S	PTS	OPPONENTS							
Carpenter	0 0 0 0	18/20	8/10	0	42	Carpenter: (49N)(39G)(19G,45G)(34G,43G,47N,44G)							
McCoy	7 6 1 0			0	42	OPP: (50G,37G)(28G,29G,36G)(60G)(48N)(37G,32G,54G,22G)(33G,48G,47G)							
Gillislee	3 2 1 0			0	18								
Goodwin	2 0 2 0			0	12								
Hunter LG	2 0 2 0			0	12								
Hunter TM	2 0 2 0			0	12								
Robey-Coleman	2 0 0 2			0	12								
Salas	1 0 1 0			0	6								
Taylor	1 1 0 0			0	6								
A. Williams	1 0 0 1			0	6								
Woods	1 0 1 0			0	6								
TEAM	20 9 8 3	18/20	8/10	0	162								
OPPONENTS	9 6 3 0	8/ 8	13/14	1	103								
2-Pt Conv: TM 0-0, OPP 0-1													
SACKS: Alexander 8, Hughes 4, Z. Brown 2, A. Washington 2, Douzable 1.5, K. Williams 1.5, Graham 1, TM 20, OPP 13													
FUM/LOST: Taylor 3/1, McCoy 2/0, Manuel 1/0, Jonathan William 1/1, Wood 1/0													
* PASSING	Att	Cmp	Yds	Cmp%	Yds/Att	TD	TD%	Int	Int%	Long	Sack/Lost	Rating	
Taylor	165	103	1076	62.4	6.52	8	4.8	2	1.2	84t	13/ 60	92.4	
Manuel	3	1	10	33.3	3.33	0	0.0	0	0.0	10	0/ 0	43.8	
TEAM	168	104	1086	61.9	6.46	8	4.8	2	1.2	84t	13/ 60	91.5	
OPPONENTS	204	123	1582	60.3	7.75	3	1.5	6	2.9	66t	20/ 130	77.3	

BILLS 2016 REGULAR SEASON STATISTICS

2016 DEFENSIVE STATS

DEFENSIVE TACKLES

PLAYER	Solo	Assist	TFL	TOTAL
Z. Brown	44	23	4	67
P. Brown	31	22	2	53
L. Alexander	20	5	4	25
R. Darby	23	2	0	25
J. Hughes	17	7	5	24
K. Williams	14	9	2	23
S. Gilmore	19	3	0	22
C. Graham	17	5	1	22
A. Williams	11	5	1	16
L. Douzable	7	7	2	14
A. Washington	6	4	2	10
N. Robey-Coleman	9	1	1	10
C. Bryant	5	5	0	10
C. White	8	1	0	9
R. Blanton	6	2	0	8
J. Worthy	3	4	1	7
K. Seymour	4	0	0	4
D. Williams	4	0	0	4
L. McCray	2	2	0	4
J. Meeks	0	3	0	3
R. Humber	2	0	0	2
B. Spikes	0	2	0	2
TOTAL	252	112	25	364

FUMBLE RECOVERIES

P. Brown	2
N. Robey-Coleman	1
A. Williams	1
C. Graham	1
TOTAL	5

PASSES DEFENSED

R. Darby	7
S. Gilmore	6
A. Williams	5
N. Robey-Coleman	4
C. Graham	3
L. Alexander	2
C. White	1
J. Hughes	1
D. Williams	1
A. Washington	1
TOTAL	31

SACKS

L. Alexander	8.0
J. Hughes	4.0
Z. Brown	2.0
A. Washington	2.0
L. Douzable	1.5
K. Williams	1.5
C. Graham	1.0
TOTAL	20.0

INTERCEPTIONS

S. Gilmore	2
N. Robey-Coleman	2
C. Graham	1
C. White	1
TOTAL	6

FUMBLES FORCED

L. Alexander	3
Z. Brown	2
P. Brown	1
J. Hughes	1
L. McCray	1
TOTAL	8

DEFENSIVE TOUCHDOWNS

N. Robey-Coleman	2
A. Williams	1
TOTAL	3

SPECIAL TEAMS TACKLES

PLAYER	Solo	Assist	TOTAL
R. Humber	4	1	5
L. Alexander	2	3	5
R. Blanton	4	0	4
N. Robey-Coleman	4	0	4
J. Meeks	3	0	3
C. Anderson	2	0	2
C. Graham	2	0	2
P. Brown	1	1	2
K. Seymour	2	0	2
L. McCray	1	0	1
C. White	1	0	1
G. Sanborn	0	1	1
M. Gillislee	1	0	1
TOTAL	27	6	33

2016 AFC EAST STANDINGS

TEAM	W	L	HOME	ROAD	PF	PA
New England	5	1	3-1	2-0	149	91
Buffalo	4	2	2-1	2-1	161	103
Miami	2	4	2-1	0-3	118	134
New York	1	5	0-2	1-3	95	164

BILLS 2016 RANKINGS

OFFENSE

Category	Total	AFC Rank	NFL Rank
Total Yards/Game	337.3	11th	22nd
Points Per Game	27.0	2nd	T-4th
Passing Yards/Game	171.0	16th	31st
Passing Yards/Attempt	6.46	14th	28th
Interceptions	2	T-2nd	T-3rd
Rushing Yards/Game	166.3	1st	1st
Rushing Yards/Play	5.6	1st	1st
Times Sacked	13.0	T-7th	T-17th
1st Downs/Game	18.5	T-14th	T-27th
3rd Down Efficiency	38.2%	9th	19th
4th Down Efficiency	75%	2nd	6th
Time of Possession	28:17	13th	27th
Punt Return Average	9.1	7th	16th
Kick Return Average	20.5	9th	21st
Net Punt Average	40.3	9th	14th
Field Goal Percentage	80%	T-9th	T-20th

DEFENSE

Category	Total	AFC Rank	NFL Rank
Total Yards/Game	345.2	6th	12th
Points Per Game	17.2	2nd	5th
Passing Yards/Game	242.0	8th	14th
Passing Yards/Attempt	7.75	9th	17th
Interceptions	6	T-4th	T-6th
Rushing Yards/Game	103.2	8th	15th
Rushing Yards/Play	3.8	4th	10th
Sacks	20.0	2nd	2nd
1st Downs/Game	20.5	7th	15th
3rd Down Efficiency	33.8%	3rd	5th
4th Down Efficiency	22.2%	3rd	4th
Time of Possession	31:42	13th	27th
Punt Return Average	3.1	1st	1st
Kick Return Average	19.1	4th	9th
Net Punt Average	38.8	6th	11th
Field Goal Percentage	93.0%	14th	28th



>>> THE BILLS ARE
FIRST IN THE NFL
IN RUSHING YARDS PER GAME
AND PER PLAY THIS SEASON



LAST GAME: BILLS-49ERS

REGULAR SEASON WEEK 6 -Bills 45, 49ers 16
October 16, 2016 - New Era Field - 70,003

The Buffalo Bills used a 312-yard rushing performance to gash the San Francisco 49ers 45-16 at New Era Field. With 491 yards of total offense, their most since the 2010 season, the Bills have won four games in a row for the first time since ripping off four straight to open the 2008 season.

Running back LeSean McCoy ran for 140 yards and three touchdowns on 19 carries, his fourth straight game with over 100 yards from scrimmage. McCoy became the third running back to rush for 140 yards and three touchdowns on under 20 carries since entering the league in 2009. With his week six performance, McCoy now leads the AFC in rushing.

Quarterback Tyrod Taylor tossed two touchdowns and added 68 yards on the ground to push his season total to 236, the highest rushing total in the league amongst quarterbacks. Running back Mike Gillislee chipped in 60 yards and a touchdown on the ground, WR Robert Woods caught his first touchdown of the season and WR Justin Hunter caught his second touchdown in as many games since debuting with Buffalo.

Defensively, LB Preston Brown led the way with nine tackles, rookie DE Adolphus Washington recorded a sack for the second straight game and LB Lorenzo Alexander became the first Bills linebacker to ever have a six-game sack streak while pushing his season total to 8.0 on the year, the most in the NFL. Defensive back Nickell Robey-Coleman forced a special teams fumble to account for his third turnover in two weeks.

For the 49ers, QB Colin Kaepernick threw for 187 yards and a touchdown while adding 66 yards on the ground in his season debut.

TEAM	1	2	3	4	Final
BILLS	7	10	7	21	45
49ers	3	10	0	3	16

TEAM	QTR.	TIME	SCORING PLAY	DRIVE	SCORE
49ers	1	5:43	P.Dawson 33 yd. Field Goal	7-13, 3:53	0-3
BILLS	1	0:14	L.McCoy 4 yd. run (D.Carpenter kick)	11-75, 5:29	7-3
49ers	2	13:56	T.Smith 53 yd. pass from C.Kaepernick (P.Dawson kick)	4-75, 1:18	7-10
BILLS	2	10:18	L.McCoy 12 yd. run (D.Carpenter kick)	7-75, 3:38	14-10
49ers	2	5:54	P.Dawson 48 yd. Field Goal	9-59, 4:24	14-13
BILLS	2	0:21	D.Carpenter 40 yd. Field Goal	14-53, 5:33	17-13
BILLS	3	2:34	J.Hunter 30 yd. pass from T.Taylor (D.Carpenter kick)	4-60, 1:55	24-13
49ers	4	14:48	P.Dawson 47 yd. Field Goal	8-46, 2:46	24-16
BILLS	4	10:53	L.McCoy 18 yd. run (D.Carpenter kick)	8-75, 3:55	31-16
BILLS	4	10:32	R.Woods 5 yd. pass from T.Taylor (D.Carpenter kick)	1-27, 0:11	38-16
BILLS	4	5:34	M.Gillislee 44 yd. run (D.Carpenter kick)	7-73, 3:25	45-16

	BUF	SF
First Downs	29	16
Rushes-Yards	44-312	28-133
Net Passing Yards	179	167
Total Net Yards	491	300
Passing (A-C-I)	28-17-0	29-13-0
Sacked by Opp.	3-0	3-20
Punts-Average	3-50.7	5-41.8
Fumbles-Lost	3-2	2-1
Penalties	7-71	6-52
Time of Poss.	35:11	24:49

WHAT TO LOOK FOR

TEAM

- Looking to win five straight games for first time since Week 11-15 of 2004
- The Bills currently have 20.0 sacks on the season. The franchise record for most sacks through the first seven games of a season is 24.0 by the 2014 Bills.

OFFENSE

QB Tyrod Taylor

- Needs two passing touchdowns to reach 30 as a Bill
- Needs 19 rushing yards to pass Ryan Fitzpatrick (822) for fourth in franchise history for rushing yards by a QB and 82 to pass Doug Flutie (885) for 3rd in franchise history

RB LeSean McCoy

- Needs 55 yards from scrimmage to reach 11,000 for his career. Would be the 77th player in NFL history to reach 11,000 yards.
- Looking to become the second player in franchise history to rush for 140 yards or more in three straight games (O.J. Simpson, 1976)

TE Charles Clay

- Will look to record at least five receptions for the fourth game in a row, which is the longest streak by a Bills TE.

G Richie Incognito

- Will play and start in his 125th career game in the NFL.

DEFENSE

DT Marcell Dareus

- Needs one sack to reach 31.5 for his career. That would tie him with Jeff Wright for second in team history among defensive tackles.

LB Lorenzo Alexander

- Needs two sacks for reach 10 for the season.
- Currently has 8.0 sacks through the first six games of the season. The franchise record for sacks in the first seven games of the season is 10.0 by Mario Williams in 2013. Sacks became an official statistic in 1982.

CB Ronald Darby

- Needs two passes defended to reach 30 for his career. Will be the fastest Bill to reach 30 since they started tracking the stat in 2000.
- Needs seven tackles to reach 100 for his career.

LB Zach Brown

- Brown currently has 67 tackles. The franchise record for tackles in the first seven weeks of a season is 70 by Kiko Alonso in 2013. Tackles became an official statistic in 1994.

LB Jerry Hughes

- Needs one sack to reach 30 for his career as a Bill. Would be the fifth fastest to get to 30 sacks in franchise history.

SPECIAL TEAMS

K Dan Carpenter

- Needs two field goals to reach 100 as a Bill



QUOTE OF THE WEEK

Bills G Richie Incognito on if the team is gaining momentum:

“You feel it building. I think we are starting to surprise ourselves at how good we can be. We keep putting in the work, we keep pounding the rock, and we just have the right mindset right now.”

BILLS-DOLPHINS SERIES HIGHS

RUSHING YARDS

Bills: 203, OJ Simpson 12/5/76 @ MIA

Dolphins: 228, Ricky Williams 12/1/02 @ BUF

RECEIVING YARDS

Bills: 168, Sammy Watkins 11/8/15 @ BUF

Dolphins: 202, Mark Duper 10/9/83 @ MIA

PASSING YARDS

Bills: 419, Joe Ferguson 10/9/83 @ MIA

Dolphins: 404, Dan Marino 11/16/86 @ BUF

TALE OF THE TAPE - 2016 STATS

Bills	Category	Dolphins
4-2	Record	2-4
162	Points Scored	118
103	Points Allowed	134
20	Touchdowns Scored	14
9	Touchdowns Allowed	14
9	Rushing TDs	7
8	Passing TDs	6
3	Return TDs	1
6	Rushing TDs Allowed	4
3	Passing TDs Allowed	9
0	Return TDs Allowed	1
13/60	Sacked/Yards Lost	12/89
8/2	Fumbles/Lost	7/4
2	Had Intercepted	7
8/10	Field Goals Made/Attempted	7/10
337.3	Average Yards Per Game	332.2
345.2	Opp. Average Yards Per Game	383.7
166.3	Average Rushing Yards Per Game	97.3
103.2	Opp. Avg. Rushing Yards Per Game	147.0
171.0	Average Passing Yards Per Game	234.8
242.0	Opp. Avg. Passing Yards Per Game	236.7
+8	Turnover Ratio	-5
28:17	Average Time of Possession	26:08
22nd/1st/31st	NFL Rank-Total Offense/Run/Pass	24th/20th/23rd
12th/15th/14th	Rank-Total Defense/Run/Pass	26th/31st/13th
Vs New England	Next Week	Vs NY Jets

2016 BILLS/DOLPHINS LEADERS

BILLS

PASSING

Tyrod Taylor - 1,076 yards
EJ Manuel - 10 yards

RUSHING

LeSean McCoy - 587 yards
Tyrod Taylor - 236 yards
Mike Gillislee - 116 yards
Jonathan Williams - 23 yards

RECEIVING

Robert Woods - 240 yards
Charles Clay - 239 yards
Marquise Goodwin - 165
LeSean McCoy - 97 yards

POINTS

Dan Carpenter - 42 points
LeSean McCoy - 42 points
Mike Gillislee - 18 points
Marquise Goodwin - 12 points
Justin Hunter - 12 points
Nickell Robey-Coleman - 12 points
Aaron Williams - 6 points
Tyrod Taylor - 6 points
Greg Salas - 6 points

INTERCEPTIONS

Stephon Gilmore - 2
Nickell Robey-Coleman - 2
Corey Graham - 1
Corey White - 1

SACKS

Lorenzo Alexander - 8.0
Jerry Hughes - 4.0
Leger Douzable - 1.5
Kyle Williams - 1.5
Corey Graham - 1.0
Zach Brown - 2.0
Adolphus Washington - 2.0

TACKLES

Zach Brown - 67
Preston Brown - 53
Lorenzo Alexander - 25
Ronald Darby - 25
Jerry Hughes - 24
Kyle Williams - 23

DOLPHINS

Ryan Tannehill - 1,524 yards

Jay Ajayi - 321 yards
Kenyan Drake - 68 yards
Ryan Tannehill - 57 yards
Arian Foster - 50 yards

Jarvis Landry - 494 yards
DeVante Parker - 275 yards
Kenny Stills - 217 yards
Damien Williams - 117 yards

Andrew Franks - 34 points
Jay Ajayi - 24 points
Kenny Stills - 12 points
Damien Williams - 12 points
Jordan Cameron - 6 points
Ryan Tannehill - 6 points
Jarvis Landry - 6 points
DeVante Parker - 6 points
Jakeem Grant - 6 points
Kenyan Drake - 6 points

Isa Abdul-Quddus - 2
Reshad Jones - 1

Ndamukong Suh - 2.5
Andre Branch - 2.5
Jason Jones - 1.5
Cameron Wake - 1.5
Michael Thomas - 1.0
Bobby McCain - 1.0
Mario Williams - 1.0
Reshad Jones - 0.5
Jordan Phillips - 0.5

Kiko Alonso - 55
Reshad Jones - 51
Isa Abdul-Quddus - 31
Ndamukong Suh - 30
Xavien Howard - 28
Byron Maxwell - 25

FORMER BILLS /DOLPHINS

- Bills RB **Reggie Bush** spent the 2011-12 seasons with the Dolphins, rushing for 2,072 yards and scoring 15 total touchdowns in that span.
- Bills G **Richie Incognito** was a member of the Dolphins from 2010-13, earning his first career Pro Bowl berth following the 2012 season.
- Bills RB **Mike Gillislee** was drafted by the Dolphins in the fifth round of the 2013 NFL Draft and spent two seasons there.
- Dolphins LB **Kiko Alonso** was drafted by the Bills in the second round of the 2013 draft and was named the Pro Football Writers of America's Defensive Rookie of the Year. Alonso missed the 2014 season with an injury and was traded to Philadelphia for RB **LeSean McCoy** in the 2015 offseason.
- Dolphins TE **MarQueis Gray** was a member of the Bills during the 2014-15 seasons.
- Dolphins C/G **Kraig Urbik** was a member of the Bills from 2010-15, making 84 appearances in that span.
- Dolphins DE **Mario Williams** was on the Bills from 2012-15.
- Dolphins T **Sam Young** played on the Bills from 2011-13, playing in 20 games in that span.
- Dolphins TE **Dominique Jones** spent the 2014 preseason with the Buffalo Bills.
- Bills QB Coach **David Lee** held the same position with the Dolphins from 2008-10.
- Bills TE Coach **Tony Sparano's** first NFL job came as an offensive quality control coach with the Dolphins in 2011.

HOMETOWN CONNECTIONS

- Dolphins T **Branden Albert** was born in Rochester, NY, and spent the majority of his childhood there.
- Bills G **John Miller** was born and raised in Miami, FL.
- Bills WR Coach **Sanjay Lal** and Dolphins RB **Jay Ajayi** were both born in London, UK.
- Bills P **Colton Schmidt** and Dolphins P **Matt Darr** are both from Bakersfield, CA.
- Bills T **Cyrus Kouandjio** and Dolphins DE **Cameron Wake** both attended DeMatha Catholic High School in Hyattsville, MD.
- Bills DE **Jerry Hughes** and Dolphins DB's **Xavien Howard** and Michael Thomas are all from the greater Houston area.

COLLEGE CONNECTIONS

- Bills DT **Kyle Williams'** freshman year at LSU in 2002 was Dolphins HC **Adam Gase's** final season there as a recruiting assistant.
- Dolphins RB Coach **Danny Barrett** served as the University at Buffalo's QB coach from 2007-09.
- Bills QB Coach **David Lee** and Dolphins Senior Defensive Assistant **Jim Washburn** were both on South Carolina's staff from 1984-88.
- Bills C **Patrick Lewis** played with Dolphins QB **Ryan Tannehill** at Texas A&M from 2009-11.
- Bills DE **Jerel Worthy**, Dolphins TE **Dion Sims** and Dolphins CB **Tony Lippett** all played together at Michigan State in 2011.
- Bills T **Cordy Glenn** and Dolphins S **Reshad Jones** played at Georgia together from 2008-09.
- In 2010, Bills S **Jonathan Meeks**, Dolphins CB **Byron Maxwell** and Dolphins DE **Andre Branch** were teammates at Clemson.
- Bills LB **Preston Brown**, G **John Miller** and Dolphins WR **DeVante Parker** played together at Louisville from 2011-13.

PRO CONNECTIONS

- Dolphins Offensive Line Coach **Chris Forester** worked with Bills HC **Rex Ryan**, Bills DC **Dennis Thurman** and Bills Assistant Defensive Backs Coach **Ed Reed** with the Baltimore Ravens.
- Bills RB **Reggie Bush**, Dolphins DT **Ndamukong Suh**, Dolphins S **Isa Abdul-Quddus** and Dolphins DE **Jason Jones** played together on the Lions from in 2013-14. Bush also played with Dolphins T **Jermon Bushrod** in New Orleans from 2007-10, both winning Super Bowl XLIV.
- Dolphins DT **Chris Jones** played with the Patriots from 2013-15, having Bills LB **Brandon Spikes** and Bills G **Ryan Groy** as teammates during his tenure.
- Bills LB **Lerentee McCray** worked under Dolphins HC **Adam Gase** in Denver from 2013-14.
- Bills C **Patrick Lewis** and Dolphins CB **Byron Maxwell** played together in Seattle in 2014, advancing to Super Bowl XLIX together.



BILLS - PROJECTED STARTERS

OFFENSE

WR ROBERT WOODS - Leads the team with 25 catches for 240 yards and one touchdown on the season.

LT CORDY GLENN - Has started 65 games in his first five seasons. Helped pave the way for the number one rushing offense in the NFL in consecutive seasons.

LG RICHIE INCOGNITO - Was elected to the Pro Bowl in 2015 and has started in all 124 games he's appeared in during his NFL career.

C ERIC WOOD - Has started all 101 games he has played in for Buffalo. Was selected to his first Pro Bowl in 2015.

RG JOHN MILLER - Has started in all 18 games he's appeared in so far in Buffalo.

RT JORDAN MILLS - Has played in 45 games with 40 starts during his NFL career.

TE CHARLES CLAY - Has 22 receptions for 239 yards this season.

WR MARQUISE GOODWIN - Has eight catches for 165 yards and two touchdowns this season.

QB TYROD TAYLOR - Has completed 103 of 165 passes for 1,076 yards, eight touchdowns and two interceptions this season. Also has added 236 yards and a touchdown on the ground. Threw for 3,035 yards, 20 touchdowns and 6 interceptions, added another 568 yards rushing and four touchdowns in 2015 on the way to his first Pro Bowl appearance.

RB LESEAN MCCOY - Has totaled 587 yards and six touchdowns on 104 carries this season. Also has 21 catches for 97 yards and a touchdown. A four-time Pro Bowler who rushed for 895 yards and three touchdowns, adding 292 yards receiving and two touchdowns in 2015.

FB JEROME FELTON - Has played in 21 games for the Bills and has helped block for the number one rushing offense in the NFL in the past two seasons.

KEY RESERVES

RB MIKE GILLISLEE - Has 17 rush attempts for 116 yards and two touchdowns on the season and three receptions for 27 yards and a touchdown.

WR WALT POWELL - Has seven receptions for 50 yards this season.

WR BRANDON TATE - Has totaled 235 yards on 10 kick returns and 100 yards on 11 punt returns this year.

WR JUSTIN HUNTER - Has two catches for 34 yards and two touchdowns in the two games he has appeared in this season.

TE NICK O'LEARY - Has five catches for 77 yards this season.

DEFENSE

DT KYLE WILLIAMS - Has 23 tackles, 1.5 sacks, four tackles for a loss and four QB hits this season. Has started 137-of-142 games and earned four-time Pro Bowl honors (2010, 2012, 2013, and 2014).

NT MARCELL DAREUS - Hoping to make his 2016 debut after a four-game suspension and missing the last two games with an injury. Has played in 78 games and has totaled 253 tackles, 30.5 sacks, 12 passes defended, 51 QB hits and 39 tackles for a loss.

DE CORBIN BRYANT - Has recorded 10 tackles so far this season.

LB JERRY HUGHES - Has totaled 24 tackles, four sacks, one forced fumble and one pass defended on the season. Also has five tackles for a loss and eight QB hits.

LB ZACH BROWN - Currently is second in the league with 67 tackles on the season. Also has two sacks, two forced fumbles, four QB hits and six tackles for a loss.

LB PRESTON BROWN - Has totaled 53 tackles, two tackles for a loss, one forced fumble and two fumble recoveries so far this season.

LB LORENZO ALEXANDER - Has totaled 25 tackles, a league-high 8.0 sacks, five tackles for a loss, 10 QB hits, two passes defended and a league-high three forced fumbles on the year.

CB RONALD DARBY - Has recorded 25 tackles, one QB hit and seven passes defended this season.

CB STEPHON GILMORE - Has totaled 22 tackles, two interceptions and six passes defended this season.

S COREY GRAHAM - Has 22 tackles, one sack, one tackle for a loss, one QB hit, one interception and three passes defended.

S AARON WILLIAMS - Has 16 tackles, one tackle for a loss, five passes defended and one fumble recovery that he returned for a touchdown so far this year.

KEY RESERVES

CB NICKELL ROBEY-COLEMAN - Has 10 tackles, one fumble recovery, four passes defended, two interceptions, one tackle for a loss, one forced fumble and two touchdowns this season.

S ROBERT BLANTON - Has eight tackles so far this season.

DE ADOLPHUS WASHINGTON - Has totaled 10 tackles, two sacks, one pass defended, two QB hits and two tackles for a loss so far in his rookie season.

DT JEREL WORTHY - Has seven tackles and one tackle for a loss this season.

DT LEGER DOUZABLE - Has totaled 14 tackles, 1.5 sacks, two tackles for a loss and six QB hits this season.



NEW FACES AT ONE BILLS DRIVE

LB LORENZO ALEXANDER signed with the Bills on April 12, 2016. He entered the NFL as an undrafted free agent with the Carolina Panthers. He has totaled 25 tackles, a league-high 8.0 sacks, five tackles for a loss, 10 QB hits, two passes defensed and a league-high three forced fumbles on the year.

S ROBERT BLANTON signed with the Bills on March 18, 2016. Spent the previous four seasons with the Minnesota Vikings. Has eight tackles so far this season.

LB ZACH BROWN signed with the Bills on April 4, 2016 after spending four seasons with the Tennessee Titans. Currently is second in the league with 67 tackles on the season. Also has two sacks, two forced fumbles, four QB hits and six tackles for a loss.

RB REGGIE BUSH signed with the Bills on August 1, 2016. He has played in 125 games with 95 starts in his career while recording 5,498 yards and 35 touchdowns on 1,280 rush attempts. He has also totaled 3,508 receiving yards and 18 touchdowns on 470 receptions in addition to returning 100 punts for 781 yards and four touchdowns.

DE LEGER DOUZABLE joined the Bills on June 13, 2016 as a free agent. Originally entered the league with the Minnesota Vikings as an undrafted free agent after the 2008 NFL Draft. Has totaled 14 tackles, 1.5 sacks, two tackles for a loss and six QB hits this season.

LB RAMON HUMBER signed with the Bills on August 31, 2016. Humber has played in 98 career games while accumulating 143 tackles, 3.5 sacks, four passes defensed, eight quarterback hits, nine tackles for loss and one forced fumble.

WR JUSTIN HUNTER signed with the Bills on September 30, 2016. Hunter has appeared in 38 games and recorded 70 receptions for 1,150 yards and 10 touchdowns in his career.

C PATRICK LEWIS was claimed by the Bills off waivers on August 31, 2016. Lewis has played in 16 games with 13 career starts along the offensive line of the Seattle Seahawks.

LB LARENTEE MCCRAY was traded to the Bills from Green Bay on August 30, 2016. McCray has played in 30 games, accumulating 23 tackles, 2.0 sacks and three quarterback hits.

T MICHAEL OLA signed with the Bills on September 28, 2016. He has played in 26 games with nine starts in his career.

LB BRANDON SPIKES signed with the Bills on August 7, 2016. He has played in 72 games with 49 starts and has totaled 340 tackles, two sacks, six forced fumbles and two interceptions.

WR BRANDON TATE signed with the Bills on September 6, 2016. He has played in 104 games with 18 starts in his career, accumulating 57 receptions for 901 yards and six touchdowns.

CB COREY WHITE signed with the Bills as a free agent on April 4, 2016. Originally entered the league as a fifth round (162nd overall) pick in the 2012 NFL Draft by the New Orleans Saints. Has nine tackles, one interception and one pass defensed this season.

2016 NFL DRAFT SELECTIONS

DE ADOLPHUS WASHINGTON

Has totaled 10 tackles, two sacks, one pass defensed, two QB hits and two tackles for a loss so far in his rookie season.- Selected in the third round (80th overall) of the 2016 NFL Draft. A native of Cincinnati, Ohio, Washington joins the Bills after spending the past four years as a pillar of the Ohio State defensive line. The 6-3, 301-pound defensive tackle started 31-of-49 career games played for the Buckeyes, totaling 142 tackles, 25 tackles for a loss, 13.5 sacks, three forced fumbles and seven quarterback hits. Washington earned Sporting News first-team All-American honors in 2015 after notching a personal-best 49 tackles as a senior with seven tackles for loss and four sacks.

QB CARDALE JONES

Drafted by the Bills in the fourth-round (139th overall) of the 2016 NFL Draft. The signal caller for Ohio State's 2014 National Championship, Jones comes to Buffalo after recording a perfect 11-0 record as the Buckeyes starting quarterback. The 6-5, 253-pound Cleveland, Ohio native threw for 2,323 yards with 15 touchdowns, seven interceptions and a 61.9 completion percentage throughout his collegiate career. In 2015 as a redshirt junior, Jones started eight of the 10 games he appeared in while completing 110 of his 176 pass attempts for 1,460 yards, eight touchdowns and five interceptions.

RB JONATHAN WILLIAMS

Has eight carries for 23 yards this season. Selected in the fifth round (156th overall) of the 2016 NFL Draft. A 6-0, 223-pound Arkansas product, Williams joins the Bills after four seasons with the Razorbacks. The Allen, Texas native played in 36 games with 24 starts in his collegiate career while racking up 2,321 yards and 16 touchdowns on 406 rush attempts in addition to recording 345 yards and six touchdowns on 26 receptions. Williams was forced to miss the 2015 season due to injury, but in 2014 the running back earned second-team All-SEC honors after carrying the rock 211 times for 1,190 yards and 12 touchdowns—including a four-touchdown performance versus Texas Tech.

CB KEVON SEYMOUR

Has four tackles so far in his rookie season. Drafted by the Bills in the sixth round (218th overall) of the 2016 NFL Draft. Seymour, a 6-foot-0, 185-pounder, is a native of Pasadena, Calif. During four seasons with the Trojans, he registered 126 tackles, 19 passes defensed, on fumble recovery and three interceptions. He led USC as a junior in 2014 with 13 passes defensed.

POSITION-BY-POSITION BREAKDOWN

QUARTERBACKS (3)

No	Name	Pos	HT	WT	Exp	College
3	EJ Manuel	QB	6'4	237	4	Florida State
5	Tyrod Taylor	QB	6'1	215	6	Virginia Tech
7	Cardale Jones	QB	6'5	250	R	Ohio State

EJ MANUEL finished his third pro season starting two games and throwing for 561 yards on 52-of-84 passing with three touchdowns and three interceptions...**TYROD TAYLOR** has completed 103 of 165 passes for 1,076 yards, eight touchdowns and two interceptions this season. Also has added 236 yards and a touchdown on the ground. Threw for 3,035 yards, 20 touchdowns and 6 interceptions, added another 568 yards rushing and four touchdowns in 2015 on the way to his first Pro Bowl appearance...**CARDALE JONES** was drafted by the Bills in the fourth round (139th overall) in the 2016 NFL Draft. He played three years at Ohio State appearing in 23 games and went 11-0 as a starter



RUNNING BACKS (5)

No	Name	Pos	HT	WT	Exp	College
22	Reggie Bush	RB	6'0	201	11	Southern California
25	LeSean McCoy	RB	5'11	208	8	Pittsburgh
31	Jonathan Williams	RB	6'0	223	R	Arkansas
35	Mike Gillislee	RB	5'11	219	3	Florida
42	Jerome Felton	FB	6'0	248	9	Furman

REGGIE BUSH has played in played in 125 games with 95 starts in his career while recording 5,498 yards and 35 touchdowns on 1,280 rush attempts. He has also totaled 3,508 receiving yards and 18 touchdowns on 470 receptions in addition to returning 100 punts for 781 yards and four touchdowns...**LESEAN MCCOY** has totaled 587 yards and six touchdowns on 104 carries this season. Also has 21 catches for 97 yards and a touchdown. A four-time Pro Bowler who rushed for 895 yards and three touchdowns, adding 292 yards receiving and two touchdowns in 2015... **JONATHAN WILLIAMS** has eight carries for 23 yards this season. He was drafted by the Bills in the fifth round (156th overall) in the 2016 NFL Draft. The former Arkansas Razorback missed his senior season with a foot injury. In his three years in college, he managed to rush for 2,321 yards and 16 touchdowns, while adding another 345 yards and six touchdowns receiving... **MIKE GILLISLEE** has 17 rush attempts for 116 yards and two touchdowns on the season and three receptions for 27 yards and a touchdown...**JEROME FELTON** has played in 21 games for the Bills and has helped block for the number one rushing offense in the NFL in the past two seasons.



POSITION-BY-POSITION BREAKDOWN

WIDE RECEIVERS (5)

No	Name	Pos	HT	WT	Exp	College
10	Robert Woods	WR	6'0	190	4	Southern California
15	Brandon Tate	WR	6'1	195	8	North Carolina
17	Justin Hunter	WR	6'4	203	4	Tennessee
19	Walt Powell	WR	6'0	189	2	Murray State
88	Marquise Goodwin	WR	5'9	179	4	Texas

ROBERT WOODS leads the team with 25 catches for 240 yards and one touchdown on the season...**BRANDON TATE** has played in 104 games with 18 starts in his career, accumulating 57 receptions for 901 yards and six touchdowns...**JUSTIN HUNTER** has two catches for 34 yards and two touchdowns in the two games he has appeared in this season...**WALT POWELL** has seven receptions for 50 yards this season...**MARQUISE GOODWIN** has eight catches for 165 yards and two touchdowns this season.



TIGHT ENDS (3)

No	Name	Pos	HT	WT	Exp	College
84	Nick O'Leary	TE	6'3	252	1	Florida State
85	Charles Clay	TE	6'3	255	6	Tulsa
87	Gerald Christian	TE	6'3	250	2	Louisville

NICK O'LEARY has five catches for 77 yards on the season...
CHARLES CLAY has 22 receptions for 239 yards this season...
GERALD CHRISTIAN has played in one game in his NFL career.



POSITION-BY-POSITION BREAKDOWN

OFFENSIVE LINE (11)

No	Name	Pos	HT	WT	Exp	College
61	Gabe Ikard	G	6'4	304	3	Oklahoma
64	Richie Incognito	G	6'3	319	10	Nebraska
66	Seantrel Henderson	T	6'7	331	3	Miami
67	Patrick Lewis	C	6'1	311	4	Texas A&M
70	Eric Wood	C	6'4	310	8	Louisville
71	Cyrus Kouandjio	T	6'7	332	3	Alabama
72	Ryan Groy	G	6'5	320	3	Wisconsin
74	Michael Ola	T	6'5	312	3	Hampton
76	John Miller	G	6'2	312	2	Louisville
77	Cordy Glenn	T	6'6	345	5	Georgia
79	Jordan Mills	T	6'5	316	4	Louisiana Tech

GABE IKARD has appeared in two games this season...
RICHIE INCOGNITO was elected to the Pro Bowl in 2015 and has started in all 25 games he's appeared in for the Bills...
SEANTREL HENDERSON has started in 26 games in his Bills career...**PATRICK LEWIS** has played in 16 games with 13 career starts along the offensive line of the Seattle Seahawks...**ERIC WOOD** has started all 101 games he has played in for Buffalo. Was selected to his first Pro Bowl in 2015...**CYRUS KOUANDJIO** has played in 16 games in his career and has started the last two games at left tackle...**RYAN GROU** has appeared in 13 games in his career, starting in three games...**MICHAEL OLA** has played in 26 games with nine starts in his career...**JOHN MILLER** has started in all 18 games he's appeared in so far in Buffalo...
CORDY GLENN has started 65 games in his first five seasons. Helped pave the way for the number one rushing offense in the NFL during the 2015 season...**JORDAN MILLS** has played in 45 games with 40 starts during his NFL career.



DEFENSIVE LINE (6)

No	Name	Pos	HT	WT	Exp	College
91	Leger Douzable	DE	6'4	284	7	Central Florida
92	Adolphus Washington	DT	6'4	295	R	Ohio State
94	Jerel Worthy	DE	6'2	308	3	Michigan State
95	Kyle Williams	DT	6'1	303	11	LSU
97	Corbin Bryant	DT	6'4	300	4	Northwestern
99	Marcell Dareus	NT	6'3	331	6	Alabama

LEGER DOUZABLE has totaled 14 tackles, 1.5 sacks, two tackles for a loss and six QB hits this season...**ADOLPHUS WASHINGTON** has totaled 10 tackles, two sacks, one pass defended, two QB hits and two tackles for a loss so far in his rookie season...**JEREL WORTHY** has seven tackles and one tackle for a loss this season...**KYLE WILLIAMS** has 23 tackles, 1.5 sacks, four tackles for a loss and four QB hits this season. Has started 137-of-142 games and earned four-time Pro Bowl honors (2010, 2012, 2013, and 2014)...**CORBIN BRYANT** has recorded 10 tackles so far this season...**MARCELL DAREUS** has played in 78 games and has totaled 253 tackles, 30.5 sacks, 12 passes defended, 51 QB hits and 39 tackles for a loss.



POSITION-BY-POSITION BREAKDOWN

LINEBACKERS (7)

No	Name	Pos	HT	WT	Exp	College
50	Ramon Humber	LB	5'11	235	8	North Dakota State
51	Brandon Spikes	LB	6'2	255	6	Florida
52	Preston Brown	LB	6'1	251	3	Louisville
53	Zach Brown	LB	6'1	248	5	UNC
55	Jerry Hughes	LB	6'2	254	7	TCU
56	Lerentee McCray	LB	6'3	249	4	Florida
57	Lorenzo Alexander	LB	6'1	245	10	California

RAMON HUMBER has played in 98 career games while accumulating 143 tackles, 3.5 sacks, four passes defended, eight quarterback hits, nine tackles for loss and one forced fumble....

BRANDON SPIKES has totaled two tackles this season...

PRESTON BROWN has totaled 53 tackles, two tackles for a loss, one forced fumble and two fumble recoveries so far this season...**ZACH BROWN** currently is second in the league with 67 tackles on the season. Also has two sacks, two forced fumbles, four QB hits and six tackles for a loss...**JERRY HUGHES** has totaled 24 tackles, four sacks, one forced fumble and one pass defended on the season. Also has five tackles for a loss and eight QB hits...**LERENTEE MCCRAY** has four tackles and one forced fumble this season...**LORENZO ALEXANDER** has totaled 25 tackles, a league-high 8.0 sacks, five tackles for a loss, 10 QB hits, two passes defended and a league-high three forced fumbles on the year.

SPECIALISTS (3)

No	Name	Pos	HT	WT	Exp	College
2	Dan Carpenter	K	6'2	228	9	Montana
6	Colton Schmidt	P	5'11	224	3	California-Davis
65	Garrison Sanborn	LS	6'1	240	8	Florida State

DAN CARPENTER has hit eight of his 10 field goal attempts this season and 18 of his 20 PATs...**COLTON SCHMIDT** has punted 28 times this season for an average of 42.9 yards per punt and has placed 10 punts inside the 20...**GARRISON SANBORN** has appeared in each of the team's 118 regular season games in his eight years with the Bills

DEFENSIVE BACKS (10)

No	Name	Pos	HT	WT	Exp	College
20	Corey Graham	S	6'0	196	10	New Hampshire
21	Nickell Robey-Coleman	CB	5'8	165	4	Southern California
23	Aaron Williams	S	6'0	199	6	Texas
24	Stephon Gilmore	CB	6'1	190	5	South Carolina
26	Robert Blanton	S	6'1	200	5	Notre Dame
27	Duke Williams	S	5'11	201	4	Nevada
28	Ronald Darby	CB	5'11	195	2	Florida State
29	Kevon Seymour	CB	6'0	185	R	Southern California
30	Corey White	CB	6'1	210	5	Samford
36	Jonathan Meeks	S	6'0	209	4	Clemson

COREY GRAHAM has 22 tackles, one sack, one tackle for a loss, one QB hit, one interception and three passes defended... **NICKELL ROBEY-COLEMAN** has 10 tackles, one fumble recovery, four passes defended, two interceptions, one tackle for a loss, one forced fumble and two touchdowns this season...**AARON WILLIAMS** has 16 tackles, one tackle for a loss, five passes defended and one fumble recovery that he returned for a touchdown so far this year...**STEPHON GILMORE** has totaled 22 tackles, two interceptions and six passes defended this season...**ROBERT BLANTON** has eight tackles on the season...**DUKE WILLIAMS** has four tackles so far this season...**RONALD DARBY** has recorded 25 tackles, one QB hit and seven passes defended this season...**KEVON SEYMOUR** has four tackles so far in his rookie year...**COREY WHITE** has nine tackles, one interception and one pass defended this season...**JONATHAN MEEKS** has three tackles on defense and three on special teams this season. Also has one fumble recovery on special teams.

OFFENSE NOTES

WIN WITH THE RUN

The Bills have again proven the dominance of their ground attack during their four game winning streak. After leading the NFL in rushing last season, the Bills are again at the top in the league for rushing yards per game:

NFL RUSHING LEADERS - 2016

RK.	TEAM	RUSHING YARDS PER GAME
1.	Buffalo	166.3
2.	Dallas	161.2
3.	Tennessee	146.7
4.	Arizona	124.3
5.	San Francisco	123.3

The Bills also lead the NFL in yards per carry at 5.61 yards per carry:

NFL RUSHING LEADERS - 2016

RK.	TEAM	RUSHING YARDS PER CARRY
1.	Buffalo	5.61
2.	Tennessee	4.92
3.	Oakland	4.82
4.	Washington	4.80
5.	Dallas	4.79

The reason the Bills have been able to establish such a high yards per carry average is due to the fact that Buffalo has continually ripped off runs over 10 and 20 yards. The Bills lead the league with 31 rushes over 10 yards and 11 rushes over 20 yards:

NFL RUSHING LEADERS - 2016

RK.	TEAM	10+ YARD RUNS	10+ YARD TDS
1.	Buffalo	31	5
2.	Dallas	23	2
3.	Cleveland	22	1
4t.	Houston	21	0
4t.	Philadelphia	21	0

RK.	TEAM	20+ YARD RUNS	20+ YARD TDS
1.	Buffalo	11	3
2.	Dallas	8	1
3t.	Arizona	5	2
3t.	Kansas City	5	0
3t.	Oakland	5	2
3t.	San Diego	5	0
3t.	Tennessee	5	0
3t.	Washington	5	0

OFFENSE NOTES

PUTTING UP POINTS

The Bills have made a big jump up the scoring offense rankings after their past few performances. Buffalo is averaging 27.0 points per game this season, which is tied for the fourth best average in the NFL:

NFL SCORING LEADERS - 2016

RK.	TEAM	POINTS PER GAME
1.	Atlanta	33.2
2.	New Orleans	31.0
3.	San Diego	28.8
4t.	Buffalo	27.0
4t.	Philadelphia	27.0

PRODUCING IN THE RED ZONE

The Bills have taken better advantage of their opportunities in the red zone this season, as they have scored touchdowns on 11 of their 15 trips inside this season. That touchdown efficiency currently ranks sixth in the NFL:

NFL RED ZONE LEADERS - 2016

RK.	TEAM	RED ZONE TD %
1t.	New Orleans	16/20, 80.0%
1t.	Oakland	12/15, 80.0%
3.	Pittsburgh	11/14, 78.6%
4.	Carolina	16/21, 76.2%
5.	Tennessee	12/16, 75.0%
6.	Buffalo	11/15, 73.3%

Buffalo has been able to reach the end zone because they've been able to keep drives alive in the red zone by converting five of their eight third downs, which leads the NFL:

NFL RED ZONE LEADERS - 2016

RK.	TEAM	RED ZONE 3RD DOWN %
1.	Buffalo	5/8, 62.5%
2.	Pittsburgh	3/5, 60.0%
3.	Tennessee	4/7, 57.1%
4.	Indianapolis	7/13, 53.8%
5.	San Francisco	8/15, 53.3%

SPECIAL TEAMS NOTES

LIMIT THE RETURN

The Bills punt coverage unit has been performing at an elite level so far this season. Buffalo is allowing 3.1 yards per punt return which is the lowest average in the NFL:

NFL PUNT RETURN LEADERS- 2016

RK.	TEAM	OPPONENT PUNT RETURN AVG
1.	Buffalo	3.1
2.	Detroit	4.8
3.	Kansas City	4.9
4.	San Diego	6.1
5.	Los Angeles	6.2

DEFENSE NOTES

GET AFTER THE QB

The Bills have been effective so far this season in regards to putting pressure on the opposing quarterback. Their 20 sacks are the second most in the NFL this season:

NFL SACK LEADERS - 2016

RK.	TEAM	SACKS
1.	Denver	21.0
2.	Buffalo	20.0
3t.	Arizona	19.0
3t.	Minnesota	19.0
5.	Tennessee	18.0

PROTECT THE END ZONE

The Bills have done a much better job this season of limiting the point production from their opponents. Buffalo is only allowing 17.2 points per game this season, which is the fifth best average in the NFL:

NFL SCORING LEADERS - 2016

RK.	TEAM	POINTS PER GAME ALLOWED
1.	Minnesota	12.6
2.	New England	15.2
3t.	Philadelphia	15.6
3t.	Seattle	15.6
5.	Buffalo	17.2

GET OFF THE FIELD

The Bills have also picked up their production when it comes to their third down defense. Buffalo currently ranks fifth in the NFL with a third down conversion percentage of 33.8% on the year:

NFL THIRD DOWN DEFENSE LEADERS - 2016

RK.	TEAM	3RD DOWN PERCENTAGE
1.	Seattle	20/67, 29.9%
2.	Tampa Bay	19/61, 31.1%
3t.	Miami	27/83, 32.5%
3t.	Baltimore	27/82, 32.9%
5.	Buffalo	27/80, 33.8%



DEFENSE NOTES

SHUTTING DOWN THE RED ZONE

The Bills have taken their defense to another level so far this season when the opposing team has entered the red zone. The Bills have only allowed six touchdowns in 18 trips to the red zone, which leads the NFL:

NFL RED ZONE LEADERS - 2016

RK.	TEAM	RED ZONE TD %
1.	Buffalo	6/18, 33.3%
2.	Pittsburgh	9/23, 39.1%
3.	Kansas City	7/17, 41.2%
4t.	Carolina	8/19, 42.1%
4t.	NY Giants	8/19, 42.1%

Buffalo has been able to limit the production of their opponents in the red zone this season because they have yet to allow a 3rd down conversion in that area of the field:

NFL RED ZONE LEADERS - 2016

RK.	TEAM	RED ZONE 3RD DOWN %
1.	Buffalo	0/9, 0%
2.	Pittsburgh	1/14, 7.1%
3t.	Cincinnati	2/9, 22.2%
3t.	Philadelphia	2/9, 22.2%

TEAM NOTES

KEYS TO SUCCESS

The Bills have taken advantage of their recent winning streak to increase their scoring differential to the top of the NFL. Buffalo currently ranks first with a differential of +59:

NFL SCORING DIFFERENTIAL LEADERS - 2016

RK.	TEAM	POINT DIFFERENTIAL
1.	Buffalo	+59
2.	New England	+58
3.	Philadelphia	+57
4.	Minnesota	+56
5.	Dallas	+52

Buffalo has used the turnover battle to get the season back on track after losing their first two games. Their differential of +8 is currently second in the NFL:

NFL TURNOVER LEADERS - 2016

RK.	TEAM	TURNOVER DIFFERENTIAL
1.	Minnesota	+11
2.	Buffalo	+8
3.	Philadelphia	+6
4t.	Kansas City	+5
4t.	Oakland	+5



2016 BY THE NUMBERS

0 The Bills allowed zero points in their Week Four matchup with the Patriots. It was the first shutout by the Bills since 2013.

0 The Bills have allowed zero third down conversions inside the red zone this season.

1ST Lorenzo Alexander is the first Bill to participate in a sack in each of the team's first six games of the season since sacks became an official stat in 1982.

1ST Lorenzo Alexander is the first linebacker in Bills history with a sack in six consecutive games.

2 Nickell Robey-Coleman has two defensive touchdowns on the season which leads the NFL. He has scored on a fumble recovery and on an interception.

3 LeSean McCoy is one of three active players with 65+ career touchdowns, 8,000 rushing yards and 2,500 receiving yards.

4 The Bills have won four straight games for the first time since the 2008 season.

4 The Bills rushed for four touchdowns against the 49ers in Week 6, which marked the first time since 1995 that Buffalo had four rushing touchdowns in one game at home.

8.0 Lorenzo Alexander currently leads the NFL with 8.0 sacks.

8TH The Bills were the eighth team since 1991 to record four interceptions in the 4th quarter after their performance against the Cardinals in Week Three.

+8 The Bills have been able to capitalize on turnovers on their four game winning streak and Buffalo currently ranks second in the NFL with a turnover differential of +8.

17 Zach Brown had a career-high 17 tackles against the Patriots in Week Four.

20 Tyrod Taylor reached 4,000 passing yards with the Bills in his 20th game, the fourth quickest in franchise history.

20.0 The Bills currently have 20.0 sacks and rank second in the NFL.

33-18 The Bills defeated the Cardinals 33-18 in Week Three. It was the first NFL game to finish with a score of 33-18 since 2000. (Giants 33, Eagles 18)

49 Tyrod Taylor set a career-high with a 49-yard run in Week Three against Arizona. It is the longest run by a quarterback in Bills history.

50 LeSean McCoy recorded the 50th rushing touchdown of his career against the Cardinals in Week Three. He is one of six active running backs with over 50 rushing touchdowns.

67 Zach Brown's 67 tackles are the second most in the NFL.

70 Tyrod Taylor has rushed for over 70 yards three times. No other Bills QB has done it more than once.

100 Eric Wood played in his 100th career game as a Bill against Los Angeles.

100+ LeSean McCoy has gone over 100 yards from scrimmage in 11 of the last 14 games.

150 LeSean McCoy rushed for 150 yards against the Rams, which is the most McCoy has rushed for as a Bill.

200+ After turning in a 312 yard rushing performance against the 49ers, the Bills have gone over 200 yards on the ground in four of their last nine games.

312 The Bills rushed for 312 yards against the 49ers in Week 6, which is the fifth highest rushing total in team history and the most since 1992.

491 Buffalo piled up 491 yards of total offense against the 49ers which was the 10th highest total in team history and the most at home since 1991.

1990 The Bills victory against the Patriots in Week Four was the first shutout by the Bills on the road since 1990.

2,000 Robert Woods eclipsed the 2,000 career receiving yards mark in the Week Four game against the Patriots.

2012 Zach Brown is the first Bill since Jairus Byrd in 2012 to force two fumbles in one game.

TAYLOR RUNNING THE SHOW

QB Tyrod Taylor has completed 103 of 165 passes for 1,076 yards, eight touchdowns and two interceptions this season. He also has added 236 yards and a touchdown on the ground.

Taylor's 236 rushing yards currently leads the NFL amongst quarterbacks as he continues to provide a dynamic threat on the ground and in the air:

NFL RUSHING STATS - QBs 2016 season

RK.	PLAYER, TEAM	RUSHING YARDS
1.	Tyrod Taylor, BUF	236
2.	Marcus Mariota, TEN	196
3.	Blaine Gabbert, SF	172
4.	Cam Newton, CAR	148
5.	Andrew Luck, IND	132

Since taking control of the starting job at the beginning of the 2015 season, Taylor has continually turned in steady performances. His QB rating ranks eighth in the league over the past two seasons:

NFL PASSING STATS - 2015-2016 season

RK.	PLAYER, TEAM	QB RATING
1.	Russell Wilson, SEA	106.7
2.	Tom Brady, NE	105.8
3.	Andy Dalton, CIN	103.0
4.	Drew Brees, NO	101.6
5.	Matthew Stafford, DET	99.4
6.	Carson Palmer, ARZ	99.3
7.	Kirk Cousins, WAS	98.1
8.	Tyrod Taylor, BUF	97.3

Taylor raised his passing total with the Bills over 4,000 yards against the 49ers in his 20th game as a Bill. He was the fourth fastest to 4,000 passing yards in franchise history:

BILLS PASSING YARDS - FRANCHISE HISTORY

RK.	PLAYER	GAMES TO 4,000
1.	Drew Bledsoe	15
2.	Jim Kelly	18
3.	Doug Flutie	19
4.	Tyrod Taylor	20

Taylor also leads the NFL since the beginning of the 2015 season in regards to rushing average. Among all players with at least 100 rushing attempts, Taylor's average of 5.83 yards per carry is tops in the NFL:

NFL RUSHING STATS - 2015-16 season

RK.	PLAYER, TEAM	RUSHING AVG.
1.	Tyrod Taylor, BUF	5.83
2.	Spencer Ware, KC	5.45
3.	Thomas Rawls, SEA	5.15
4.	Ezekiel Elliott, DAL	5.13
5.	Le'Veon Bell, PIT	5.09

TAYLOR IN 2015

Taylor completed 242 of 380 pass attempts for 3,035 yards, 20 touchdowns and six interceptions last season. He also added a franchise quarterback record 568 rushing yards and four touchdowns on 104 attempts.

Taylor became just the third QB in NFL history to finish a season with a passer rating over 99 and over 40 yards rushing per game:

NFL PASSER RATING AND RUSHING YARDS - NFL HISTORY

RK.	PLAYER, TEAM (YEAR)	PASSER RATING	RUSH YPG
1.	Robert Griffin, WAS (2012)	102.4	54.3
2.	Michael Vick, PHI (2010)	100.2	56.3
3.	Tyrod Taylor, BUF (2015)	99.4	40.6

Taylor put together one of the best seasons by a quarterback in franchise history in his debut year. His QB rating of 99.4 ranks as the second best for a season in franchise history and was the best ever by a Bill in his first season as the starter:

BILLS PASSER RATING - First Season as Starter (Min. 10 games)

RK.	PLAYER, YEAR	YARDS	TD	RATING
1.	Tyrod Taylor, 2015	3,035	20	99.4
2.	Kyle Orton, 2014	3,018	18	87.8
3.	Doug Flutie, 1998	2,711	20	87.4
4.	Drew Bledsoe, 2002	4,359	24	86.0
5.	Jim Kelly, 1986	3,593	22	83.3

Taylor also flashed his athletic ability by rushing for 568 yards, which was second in the NFL by a quarterback. His 568 yards are also a franchise record for rushing yards by a quarterback:

BILLS QB RUSHING - FRANCHISE HISTORY

RK.	PLAYER, YEAR	YARDS
1.	Tyrod Taylor, 2015	568
2.	Doug Flutie, 1999	476
3.	Rob Johnson, 2000	307
4.	Daryle Lamonica, 1964	289
5.	Joe Ferguson, 1977	279





SHADY THE STAR

RB LeSean McCoy has totaled 587 yards and six touchdowns on 104 carries this season. He also has 21 catches for 97 yards and a touchdown.

His 587 yards ranks second in the NFL this season:

NFL RUSHING LEADERS - 2016 SEASON

RK.	PLAYER, TEAM	YARDS
1.	Ezekiel Elliott, DAL	703
2.	LeSean McCoy, BUF	587
3.	David Johnson, ARI	568
4.	DeMarco Murray, TEN	526
5.	Lamar Miller, HOU	520

McCoy also is second in yards per carry and second in rushing touchdowns on the season:

NFL RUSHING LEADERS - 2016 SEASON

RK.	PLAYER, TEAM	YARDS PER CARRY
1.	Jay Ajayi, MIA	5.73
2.	LeSean McCoy, BUF	5.64
3.	Le'Veon Bell, PIT	5.48
4.	Spencer Ware, KC	5.32
5.	DeAndre Washington, OAK	5.21

NFL RUSHING LEADERS - 2016 SEASON

RK.	PLAYER, TEAM	TOUCHDOWNS
1.	David Johnson, ARI	8
2t.	LeSean McCoy, BUF	6
2t.	LeGarrette Blount, NE	6
2t.	Melvin Gordon, SD	6
2t.	Carlos Hyde, SF	6

Since arriving in Buffalo last season, McCoy has been one of the top producers on the ground in the league. Among all players that have appeared in at least 12 games over the past two seasons, McCoy's average of 82.3 yards per game ranks third in the NFL:

NFL RUSHING LEADERS - 2015-16 SEASON

RK.	PLAYER, TEAM	YARDS PER GAME
1.	Adrian Peterson, MIN	85.3
2.	Doug Martin, TB	82.6
3.	LeSean McCoy, BUF	82.3
4.	Todd Gurley, STL	76.4
5.	Devonta Freeman, ATL	71.7

A four-time Pro Bowler, McCoy rushed for 895 yards and three touchdowns, adding 292 yards receiving and two touchdowns in 2015.

McCoy recorded over 100 yards from scrimmage in seven straight games from week seven to 14 in 2015, which made him the third Bill in team history to accomplish the feat. His average of 98.9 yards from scrimmage per game was the second best in the AFC last season:

AFC YARDS FROM SCRIMMAGE LEADERS - 2015 SEASON

RK.	PLAYER, TEAM	YARDS PER GAME
1.	Antonio Brown, PIT	116.4
2.	LeSean McCoy, BUF	98.9
3.	DeAndre Hopkins, HOU	95.1
4.	Brandon Marshall, NYJ	93.9
5.	Allen Robinson, JAX	87.5

DOMINATING SINCE 2010

Since the beginning of the 2010 NFL season, McCoy leads the league in total rushing yards:

NFL RUSHING LEADERS - SINCE 2010 SEASON

RK.	PLAYER, CURRENT TEAM	YARDS
1.	LeSean McCoy, BUF	7,637
2.	Adrian Peterson, MIN	7,241
3.	Frank Gore, IND	6,913
4.	Matt Forte, NYJ	6,795
5.	Chris Johnson, ARZ	6,303

McCoy also is one of the top players in the NFL since 2010 when it comes to all-purpose yards, ranking second with 10,000 yards:

MOST ALL-PURPOSE YARDS - SINCE 2010 SEASON

RK.	PLAYER, CURRENT TEAM	TOTAL	RUSH	REC.
1.	Matt Forte, NYJ	10,056	6,795	3,261
2.	LeSean McCoy, BUF	10,000	7,637	2,363
3.	Arian Foster, MIA	8,514	6,265	2,249
4.	Adrian Peterson, MIN	8,356	7,241	1,115
5.	Frank Gore, IND	8,304	6,913	1,391

McCoy leads the NFL in games with over 100 yards from scrimmage since the beginning of the 2010 season. After recording 142 total yards against the 49ers in Week Six, McCoy is up to 57 games going over 100 yards:

100-YARDS FROM SCRIMMAGE GAMES - Active players since 2010

RK.	PLAYER, CURRENT TEAM	GAMES
1.	LeSean McCoy, BUF	57
2.	Matt Forte, NYJ	51
3.	Arian Foster, MIA	50
4.	Jamaal Charles, KC	45
5.	Adrian Peterson, MIN	42

McCoy has also been one of the best in finding the end zone since becoming a full-time starter in 2010. His 62 touchdowns ranks third among all active players since the beginning of the 2010 season:

NFL TOUCHDOWN LEADERS - SINCE 2010 SEASON

RK.	PLAYER, CURRENT TEAM	TDs
1.	Rob Gronkowski, NE	67
2.	Arian Foster, MIA	65
3.	LeSean McCoy, BUF	62
4.	Adrian Peterson, MIN	61
5.	Dez Bryant, DAL	60

McCoy went over 100 yards for the 29th time in his career against San Francisco. In games where McCoy rushes for 100 yards or more, his team is 26-3. His 29 100-yard games ranks fifth among active players:

100-YARD RUSHING GAMES - Active NFL RBs

RK.	PLAYER, CURRENT TEAM	GAMES
1.	Adrian Peterson, MIN	49
2t.	Chris Johnson, ARZ	40
2t.	Frank Gore, IND	40
4.	Arian Foster, MIA	32
5.	LeSean McCoy, BUF	29

NEW ERA AT TIGHT END

TE Charles Clay has 22 receptions for 239 yards this season.

Clay put together a solid first season as a Bill in 2015 by totaling 51 catches for 528 yards and three touchdowns in the first 13 games of the season before being sidelined with an injury.

Clay not only compared favorably to tight ends around the league, but he put together one of the best seasons by a tight end in franchise history. His 51 catches for 528 yards are both near the top in franchise history for a single season:

BILLS TE RECEIVING - SINGLE SEASON

RK.	PLAYER, YEAR	REC	YARDS	TDS
1.	Pete Metzelaars, 1993	68	609	4
2t.	Scott Chandler, 2013	53	655	2
2t.	Jay Riemersma, 2001	53	590	3
4.	Charles Clay, 2015	51	528	3
5t.	Lonnie Johnson, 1995	49	504	1
5t.	Pete Metzelaars, 1994	49	428	5
5t.	Pete Metzelaars, 1986	49	485	3

MR. BIG STUFF IS BACK

DT Marcell Dareus will look to make his 2016 debut this week against the Dolphins. Last season, he started in 15 games and recorded 51 tackles, two sacks, five tackles for a loss and five QB hits on the season as he controlled the middle of the line of scrimmage. He was named a Pro Bowl alternate.

DAREUS AMONG DT POSITION LEADERS SINCE 2011

Since entering the NFL as the team's first-round (third overall) draft choice in 2011, Dareus has registered 30.5 sacks and 178 solo tackles - the fifth most sacks and fourth most solo tackles among active NFL defensive tackles:

NFL DEFENSIVE TACKLE SACK LEADERS - SINCE 2011

RK.	PLAYER/TEAM	POS	SACKS
1.	Geno Atkins, CIN	DT	42.5
2t.	Ndamukong Suh, MIA	DT	34.5
2t.	Gerald McCoy, TB	DT	34.5
4.	Jurrell Casey, TEN	DT	31.0
5.	Marcell Dareus, BUF	DT	30.5

NFL DEFENSIVE TACKLE SOLO TACKLE LEADERS - SINCE 2011

RK.	PLAYER/TEAM	POS	SOLO TACKLES
1.	Jurrell Casey, TEN	DT	202
2.	Ndamukong Suh, MIA	DT	184
3.	Linval Joseph, MIN	DT	183
4.	Marcell Dareus, BUF	DT	178
5.	Fletcher Cox, PHI	DT	170

ZACH ATTACK

LB Zach Brown has gotten his first year as a Bill off to a record start. He currently is second in the league with 67 tackles on the season. He also has two sacks, two forced fumbles, four QB hits and six tackles for a loss. Brown earned Defensive Player of the Week honors for his 17-tackle performance against New England in Week 4.

NFL TACKLE LEADERS - 2016 REGULAR SEASON

RK.	PLAYER/TEAM	TACKLES	SOLO	ASST
1.	Luke Kuechly, CAR	68	46	22
2.	Zach Brown, BUF	67	44	23
3.	Benardrick McKinney, HOU	60	29	31
4.	Sean Lee, DAL	57	35	22
5t.	Kiko Alonso, MIA	55	29	26
5t.	Tahir Whitehead, DET	55	40	15

Brown's 67 tackles are the most ever by a Bill through the first six weeks of a season since tackles became an official stat in 1994.

PRESTON MANS THE MIDDLE

LB Preston Brown has totaled 53 tackles, two tackles for a loss, one forced fumble and two fumble recoveries so far this season. His 53 tackles are fourth in the AFC this season and his two fumble recoveries are tied for the NFL lead:

AFC TACKLE LEADERS - 2016 REGULAR SEASON

RK.	PLAYER/TEAM	TACKLES	SOLO	ASST
1.	Zach Brown, BUF	67	44	23
2.	Benardrick McKinney, HOU	60	29	31
3.	Kiko Alonso, MIA	55	29	26
4.	Preston Brown, BUF	53	31	22
5.	Reshad Jones, MIA	51	31	20

WILLIAMS LEADS THE WAY

DT Kyle Williams has 23 tackles, 1.5 sacks, four tackles for a loss and four QB hits this season as he continues his stellar career as a Buffalo Bill. He has started 137-of-142 games and earned four-time Pro Bowl honors (2010, 2012, 2013, and 2014).

Since entering the NFL in 2006, Williams has recorded 492 total tackles (316 solo) to rank second among active NFL defensive tackles over the last 10 years:

NFL DEFENSIVE TACKLE TACKLE LEADERS - SINCE 2006

RK.	PLAYER/TEAM	POS	TACKLES
1.	Domata Peko, CIN	DT	495
2.	Kyle Williams, BUF	DT	492
3.	Haloti Ngata, DET	DT	478
4.	Ahtyba Rubin, SEA	DT	385
5.	Jonathan Babineaux, ATL	DT	347

DARBY STEPS UP

CB Ronald Darby has recorded 25 tackles, one QB hit and seven passes defended this season.

Darby is tied for sixth in the NFL with his seven passes defended:

NFL PASSES DEFENSED - 2016 SEASON

RK.	PLAYER/TEAM	PD
1t.	David Amerson, OAK	9
1t.	Jason McCourty, TEN	9
1t.	Marcus Peters, KC	9
4t.	Byron Maxwell, MIA	8
4t.	Aqib Talib, DEN	8
6t.	Ronald Darby, BUF	7
6t.	Four Other Players Tied	7

Darby totaled 68 tackles, two interceptions and 21 passes defended in his rookie season. His 21 passes defended were the fifth most in the NFL and were a franchise record for a rookie:

NFL PASSES DEFENSED - 2015 SEASON

RK.	PLAYER/TEAM	POS	PD
1.	Marcus Peters, KC	CB	26
2.	David Amerson, OAK	CB	25
3.	Davon House, JAX	CB	23
4.	Johnathan Joseph, HOU	CB	22
5.	Ronald Darby, BUF	CB	21

His play in the first four weeks earned him the NFL Defensive Rookie of the Month award for September.

His 21 passes defended were the second most in franchise history:

BILLS PASSES DEFENSED - SINGLE SEASON

RK.	PLAYER/YEAR	POS	PD
1.	Nate Odomes, 1991	CB	24
2.	Ronald Darby, 2015	CB	21
3t.	Terrence McGee, 2007	CB	19



HUGHES OFF THE EDGE

DE Jerry Hughes has totaled 24 tackles, four sacks, one forced fumble and one pass defended on the season. He also has five tackles for a loss and eight QB hits.

He is currently tied for eighth in the AFC with his four sacks:

In addition to his sacks, Hughes has continually been able to apply pressure on the QB this season. His eight QB hits are tied for 19th in the NFL.

Since the start of the 2013 season, Hughes is fifth amongst all AFC defensive ends in sacks:

AFC DE SACK LEADERS - SINCE 2013

RK.	PLAYER/TEAM	SACKS
1.	J.J. Watt, HOU	50.0
2.	Mario Williams, MIA	33.5
3.	Carlos Dunlap, CIN	33.0
4.	Muhammad Wilkerson, NYJ	30.0
5.	Jerry Hughes, BUF	29.0

THE LO-DOWN

LB Lorenzo Alexander has proven to be a revelation at linebacker this season. He has totaled 25 tackles, a league-high 8.0 sacks, five tackles for a loss, 10 QB hits, two passes defended and a league-high three forced fumbles on the year.

His eight sacks leads the NFL and his three forced fumbles are tied for first:

NFL SACK LEADERS - 2016 REGULAR SEASON

RK.	PLAYER/TEAM	SACKS
1.	Lorenzo Alexander, BUF	8.0
2.	Von Miller, DEN	7.5
3.	Brian Orakpo, TEN	7.0
4t.	Markus Golden, ARI	6.0
4t.	Willie Young, CHI	6.0

Alexander's 8.0 sacks is tied with Mario Williams in 2013 for the most sacks ever by a Bill in the first six weeks of a season.

BILLS SACK LEADERS - FIRST SIX WEEKS OF SEASON

RK.	PLAYER/YEAR	SACKS
1t.	Lorenzo Alexander, 2016	8.0
1t.	Mario Williams, 2013	8.0
3.	Bruce Smith, 1994	7.0
4t.	Bruce Smith, 1992	6.0
4t.	Bruce Smith, 1996	6.0
4t.	Bruce Smith, 1993	6.0

Alexander is the first linebacker in team history to record a sack in six or more consecutive games. He is the first Bill since Aaron Schobel in 2006 to record a streak of six or more games.

Alexander and Von Miller of Denver are the first two players to have a sack in each of the first six games of a season since J.J. Watt in 2012.



GRAHAM THE VETERAN LEADER

Buffalo native CB Corey Graham has 22 tackles, one sack, one tackle for a loss, one QB hit, one interception and three passes defended.

Graham recorded a career-high 127 tackles, one sack, eight QB hits, four tackles for a loss, two interceptions, one touchdown and recovered one fumble last season. His 127 tackles was second among all defensive backs in the NFL:

NFL DEFENSIVE BACKS - 2015 SEASON

RK.	PLAYER/TEAM	TACKLES SOLO	ASST
1.	Reshad Jones, MIA	135	106
2.	Corey Graham, BUF	127	96
3t.	Mark Barron, STL	113	76
3t.	Barry Church, DAL	113	75
5.	Deone Bucannon, ARI	109	90

Graham continued his success from 2014 when he was a consistent contributor no matter where he lined up in the secondary. In 2014, Graham had 77 tackles, two interceptions, a career-high 16 passes defended and one fumble recovery.

THE LOCKDOWN CORNER

CB Stephon Gilmore has totaled 22 tackles, two interceptions and six passes defended this season. His six passes defended are tied for 11th in the AFC and his two interceptions are tied for sixth in the NFL:

AFC PASSES DEFENSED - 2016 SEASON

RK.	PLAYER/TEAM	PD
1t.	David Amerson, OAK	9
1t.	Jason McCourty, TEN	9
1t.	Marcus Peters, KC	9
4t.	Byron Maxwell, MIA	8
4t.	Aqib Talib, DEN	8
6t.	Ronald Darby, BUF	7
6t.	Malcolm Butler, NE	7
6t.	Ross Cockrell, PIT	7
6t.	Perrish Cox, TEN	7
6t.	Casey Hayward, SD	7
11t.	Stephon Gilmore, BUF	6
11t.	Three Others Tied	6

NFL INTERCEPTIONS - 2016 SEASON

RK.	PLAYER/TEAM	INT
1.	Marcus Peters, KC	5
2t.	Casey Hayward, SD	3
2t.	Aqib Talib, DEN	3
2t.	Marcus Cooper, ARI	3
2t.	C.J. Mosley, BAL	3
6t.	Stephon Gilmore, BUF	2
4t.	19 others tied	2

Gilmore appeared in 12 games and totaled 36 tackles, 18 passes defended and three interceptions last season. His 18 passes defended were tied for the seventh most in the NFL.

2016 ROSTER FACTS

OLDEST BILLS PLAYER: LB Lorenzo Alexander, 33, Born 5/31/1983

YOUNGEST BILLS PLAYER: RB Jonathan Williams, 22, Born 2/2/1994

HEAVIEST BILLS PLAYER: T Cordy Glenn, 345 lbs.

LIGHTEST BILLS PLAYER: DB Nickell Robey-Coleman, 165 lbs.

TALLEST BILLS PLAYER: T Seantrel Henderson and T Cyrus Kouandjio, 6-7

SHORTEST BILLS PLAYER: DB Nickell Robey-Coleman, 5-8

COACHES WHO PLAYED IN THE NFL: 6 – Dennis Thurman (Defensive Coordinator), Anthony Lynn (Offensive Coordinator), Tim McDonald (Defensive Backs), Ed Reed (Assistant Defensive Backs), Eric Smith (Special Teams Assistant), Pat Meyer (Offensive Assistant)

MOST SEASONS WITH THE BILLS: DT Kyle Williams, 11th season

MOST NFL SEASONS: RB Reggie Bush and DT Kyle Williams, 11th season

CLOSEST TO HOME: CB Corey Graham - Buffalo, NY (0 Miles)

FURTHEST FROM HOME: FB Jerome Felton – Duren, Germany – 3,846 miles

STATE PRODUCING THE MOST BILLS: Florida, 7 - DT Leger Douzable, RB Mike Gillislee, G John Miller, TE Nick O’Leary, CB Nickell Robey-Coleman, LS Garrison Sanborn, WR Sammy Watkins,

COLLEGE WITH THE MOST BILLS: Florida State, 4 - DB Ronald Darby, QB EJ Manuel, TE Nick O’Leary, LS Garrison Sanborn

FORMER 1ST ROUND PICKS: 8- RB Reggie Bush (2006-Saints), DT Marcell Dareus (2011 - Bills), CB Stephon Gilmore (2012 - Bills), DE Jerry Hughes (2010 - Colts), LB Shaq Lawson (2016 - Bills), QB EJ Manuel (2013 - Bills), WR Sammy Watkins (2014 - Bills), and C Eric Wood (2009 - Bills)

PRO BOWLERS: 10 – LB Lorenzo Alexander (2012 w/ Redskins), K Dan Carpenter (2009 w/ Dolphins), DT Marcell Dareus (2013, 2014 w/ Bills), FB Jerome Felton (2012 w/ Vikings), CB Corey Graham (2011 w/ Bears), G Richie Incognito (2012 w/ Dolphins and 2015 w/ Bills), RB LeSean McCoy (2011,2013,2014 w/ Eagles and 2015 w/Bills), QB Tyrod Taylor (2015 w/Bills), DT Kyle Williams (2010, 2012, 13, 14 w/Bills) and C Eric Wood (2015 w/Bills)

CARPENTER KEEPING IT CONSISTENT

K Dan Carpenter has hit eight of his 10 field goal attempts this season and 18 of his 20 PATs. He now has over 400 points a a Bill.

Carpenter hit 23 of his 27 field goal attempts and was 34 of 40 on PATs last season. Carpenter finished with 103 points on the season and eclipsed the 900-point mark for his career.

Carpenter became the first Bill with three straight 100-point seasons since Rian Lindell in 2004-06.

He's continued the success he had in a record-breaking season in 2014, when he made a franchise record 34 field goals. For the season he went 34 of 38 on field goals and made 31 of his 32 PAT's to record 133 points on the year, the third highest point total in a season in Bills history.

MOST EFFICIENT IN BILLS HISTORY

Carpenter has converted 88.29 percent of his field goal attempts with the Bills - the best in team history:

FIELD GOAL PERCENTAGE MARK - BILLS HISTORY

RK.	PLAYER, YEARS	FGM-FGA	FG %
1.	Dan Carpenter, 2013-16	98-111	88.29
2.	Rian Lindell, 2003-12	225-270	83.33
3.	Steve Christie, 1992-2000	234-299	78.26

RECORD HOLDER

Carpenter holds both of the top spots in franchise history when it comes to field goals made in a season. He hit 33 in 2013 and 34 in 2014:

FIELD GOALS MADE - BILLS HISTORY SINGLE SEASON

RK.	PLAYER, YEAR	FIELD GOALS MADE
1.	Dan Carpenter, 2014	34
2t.	Dan Carpenter, 2013	33
2t.	Steve Christie, 1998	33
4.	Scott Norwood, 1988	32

SECOND-MOST FIELD GOALS MADE SINCE 2008

Since entering the NFL in 2008, Carpenter has converted 225-of-266 field goals along with 269-of-279 point after tries in 130 games.

His 225 field goals made are the second-most in the NFL among active kickers since 2008:

FIELD GOALS MADE - SINCE 2008

RK.	PLAYER, TEAM	FIELD GOALS MADE
1.	Stephen Gostkowski, NE	244
2.	Dan Carpenter, BUF	225
3.	Mason Crosby, GB	215
4.	Sebastian Janikowski, OAK	214
5.	Phil Dawson, SF	211

SCHMIDT PINS THEM DEEP

P Colton Schmidt has punted 28 times this season for an average of 42.9 yards per punt and has placed 10 punts inside the 20.


Schmidt totaled 82 punts for 3,797 yards and a 46.3 average last season. His net average of 41.3 yards per punt ranked seventh in the NFL and was a franchise record for a single season:

NFL PUNTING LEADERS - 2015 SEASON

RK.	PLAYER, TEAM	NET AVG
1.	Johnny Hekker, STL	43.7
2.	Sam Koch, BAL	42.9
3.	Chris Jones, DAL	42.5
4.	Sam Martin, DET	42.0
5.	Pat McAfee, IND	41.7
6.	Donnie Jones, PHI	41.6
7.	Colton Schmidt, BUF 41.3	

BILLS PUNTING LEADERS - FRANCHISE HISTORY

RK.	PLAYER, YEAR	NET AVG
1.	Colton Schmidt, 2015	41.3
2.	Brian Moorman, 2009	40.2
3.	Brian Moorman, 2006	39.2
4.	Brian Moorman, 2008	39.1
5.	Brian Moorman, 2005	39.0





BUFFALO BILLS COACHING STAFF



REX RYAN
HEAD COACH

COLLEGE: Southwestern Oklahoma State
NFL: 20th Season
BILLS: Second Season

PRO CAREER:

Ryan was named Buffalo's 18th head coach on January 12, 2015. He enters his second season as Buffalo's head coach and his 20th season in the NFL coaching ranks. Ryan led Buffalo to an 8-8 record in his first season as head coach. Ryan spent 2009-14 as the head coach of the New York Jets, where he led the Jets to the AFC Championship game in 2009 and 2010. Prior to his Jets tenure, Ryan spent 10 seasons with the Baltimore Ravens from 1999-2008. From 2005-08, he was the defensive coordinator for the Ravens. From 1999-2004, Ryan served as the defensive line coach and helped Baltimore win Super Bowl XXXV in 2000. Before arriving in Baltimore, Ryan spent three years as a defensive coordinator in the college ranks. In 1998, he directed the defense at Oklahoma. In 1996 and 1997 he served as the defensive coordinator at the University of Cincinnati. Before coaching at Cincinnati, Ryan coached under his father, Buddy Ryan, for two years with the Arizona Cardinals. In 1995 he coached the linebackers and in 1994 he coached the defensive line. From 1990-93, Ryan served as the defensive coordinator for Morehead State. In 1989, he was the assistant head coach/defensive coordinator for New Mexico Highlands. He got his coaching start in 1987 and 1988 as the defensive ends coach for Eastern Kentucky. Career record: 57-60

BACKGROUND:

Ryan played football at SW Oklahoma State (1983-86), where he earned his bachelor's degree in physical education. He earned his master's in physical education at Eastern Kentucky in 1988.

PERSONAL:

Born December 13, 1962, Ardmore, OK. He and his wife, Michelle, have two sons, Payton and Seth.

OFFENSIVE COACHES



ANTHONY LYNN
OFFENSIVE COORDINATOR

Born December 21, 1968, McKinney, Texas. Running back Texas Tech 1987-1991. Pro running back Denver Broncos 1993, 1997-99, San Francisco 49ers 1995-96. Pro coach: Denver Broncos 2000-02, Jacksonville Jaguars 2003-04, Dallas Cowboys 2005-06, Cleveland Browns 2007-08, New York Jets 2009-14, joined Buffalo in 2015.



AARON KROMER
OFFENSIVE LINE

Born April 30, 1967, Sandusky, Ohio. Tackle Miami (Ohio) 1986-89. No pro playing experience. College coach: Miami (Ohio) 1990-98, Northwestern 1998-2000. Pro coach: Oakland Raiders 2001-04, Tampa Bay Buccaneers 2005-07, New Orleans Saints 2008-12 (interim head coach first six games 2012), Chicago Bears 2013-14, joined Bills in 2015.



SANJAY LAL
WIDE RECEIVERS

Born July 23, 1969, London, England. Wide receiver UCLA 1989, Washington 1990-93. Pro receiver St. Louis Rams 1998, Scottish Claymores (NFL) 1999. College coach: Los Medanos (Calif.) college 2003, St. Mary's College 2004, California 2005-06. Pro coach: Oakland Raiders 2007-11, New York Jets 2012-14, joined the Bills in 2015.



DAVID LEE
QUARTERBACKS

Born July 2, 1953, Cape Girardeau, Mo. Quarterback Vanderbilt 1971-74. No pro playing experience. College coach: Tennessee-Martin 1975-76, Vanderbilt 1977, Mississippi 1978-1982, 2011, New Mexico 1983, Arkansas 1984-88, 2001-02, 2007, Texas-El Paso 1989-1993 (head coach), Rice 1994-2000. Pro coach: Dallas Cowboys 2003-06, Miami Dolphins 2008-2010, Buffalo Bills 2012, New York Jets 2013-14, joined Buffalo in 2015.



PAT MEYER
OFFENSIVE ASSISTANT

Born April 5, 1972, Youngstown, Ohio. Offensive line Colorado State 1991-94. Pro offensive lineman Arizona Cardinals 1995, St. Louis Stampede (Arena Football League) 1996. College coach: Memphis 1997-99, North Carolina State 2000-06, Florida State 2007, Colorado State 2008-2011. Pro coach: Montreal Alouettes (CFL) 2012., Chicago Bears 2013-14, joined Buffalo in 2015.

BUFFALO BILLS COACHING STAFF

OFFENSIVE COACHES



CHRIS PALMER

ASSISTANT HEAD COACH/OFFENSE

Born September 23, 1949, Brewster, NY. Quarterback Southern Connecticut State 1969-71. No pro playing experience. College coach: Connecticut 1972-74, Lehigh 1975, Colgate 1976-82, University of New Haven 1986-87, Boston University 1988-89. Pro Coach: Montreal Concordes 1983, New Jersey Generals 1984-85, Houston Oilers 1990-92, New England Patriots 1993-96, Jacksonville Jaguars 1997-98, Cleveland Browns 1999-2000, Houston Texans 2002-05, Dallas Cowboys 2006, New York Giants 2007-09, Hartford Colonials 2010, Tennessee Titans 2011-12, San Francisco 49ers 2013-14, joined Buffalo in 2015.



TONY SPARANO

TIGHT ENDS

Born October 22 1986, Colleyville, Texas. Defensive end Albany 2006-08. No pro playing experience. Pro coach: Hartford Colonials (UFL) 2010, Miami Dolphins 2011, Jets 2011-14, joined the Bills in 2015.




JASON VRABLE

ASSISTANT QUARTERBACKS

Born January 23, 1985, South Park, PA. Quarterback Marietta College 2004-06. No pro playing experience. College coach: Marietta 2007, Robert Morris 2008, Syracuse 2009-2010, Charleston 2011-12. Pro coach: Joined Bills in 2013.

COACHING ASSISTANTS



MIKE GIULIANI

COACHING ASSISTANT

Born August 30, 1989, Oceanside, NY. No pro or college playing experience. Pro coach: New York Jets 2013-14, joined the Bills in 2015.



ZAK KROMER

COACHING ASSISTANT

Born May 1, 1994, New Orleans, LA. No pro or college playing experience. Pro coach: Joined Bills in 2016.

DEFENSIVE COACHES



DENNIS THURMAN

DEFENSIVE COORDINATOR

Born April 13, 1956, Los Angeles, Calif. Defensive back Southern California 1974-77. Pro defensive back Dallas Cowboys 1978-1985, St. Louis Cardinals 1986. College coach: Southern California 1993-2000. Pro coach: Phoenix Cardinals 1988-89, Ohio Glory (WLAF) 1992, Baltimore Ravens 2002-07, New York Jets 2009-14, joined the Bills in 2015.



BOBBY APRIL III

LINEBACKERS

Born August 15, 1981, Tucson, Ariz. Attended Louisiana-Lafayette. No college or pro playing experience. College coach: Tulane 2005-06, Portland State 2007-09, Nicholls State 2010. Pro coach: Philadelphia Eagles 2011-12, New York Jets 2013-14, joined Bills in 2015.



JOHN BLAKE

DEFENSIVE LINE

Born March 6, 1961, Rockford Ill. Nose guard Oklahoma 1979-1982. No pro playing experience. College coach: Oklahoma 1985-86, Tulsa 1987-88, Oklahoma 1989-92, 1996-98 (head coach 1996-98), Mississippi State 2003, Nebraska 2004-06, North Carolina 2007-2010. Pro coach: Dallas Cowboys 1993-95, joined Bills in 2016.



D'ANTON LYNN

DEFENSIVE ASSISTANT

Born October 24, 1989, Plano, TX. Defensive back Penn State 2008-11. Pro defensive back New York Jets 2012, Hamilton Tiger-Cats 2013. Pro Coach: Joined Bills in 2015.



TIM MCDONALD

DEFENSIVE BACKS

Born January 6, 1965, Fresno, Calif. Defensive back Southern California 1983-86. Pro defensive back St. Louis/Phoenix Cardinals 1987-1992, San Francisco 49ers 1993-99. College coach: Fresno State 2012. Pro coach: New York Jets 2013-14, Joined the Bills in 2015.



JASON REBROVICH

DEFENSIVE LINE

Born March 15, 1978, Clarence, N.Y. Defensive line Alfred State 1996-97, Cortland 1998-99. No pro playing experience. College coach: Cortland 2001-04, 2008-2010, Ferris State 2005-07, Syracuse 2011-12. Pro coach: Joined the Bills in 2013.

BUFFALO BILLS COACHING STAFF

DEFENSIVE COACHES



ED REED

ASSISTANT DEFENSIVE BACKS

born September 11, 1978, St. Rose, Louisiana. Defensive back Miami 1997-2001. Defensive back Baltimore Ravens 2002- 2012, Houston Texans 2013, New York Jets 2013. Pro coach: Joined Bills in 2016.



ROB RYAN

ASSISTANT HEAD COACH/DEFENSE

Born December 13, 1962, Ardmore, Okla. Defensive end Southwestern Oklahoma State University. No pro playing experience. College coach: Western Kentucky 1987, Ohio State 1988, Tennessee State 1989-93, Hutchinson (Kan.) C.C. 1996, Oklahoma State 1997-99. Pro coach: Arizona Cardinals 1994- 95, New England Patriots 2000-03, Oakland Raiders 2004-08, Cleveland Browns 2009-2010, Dallas Cowboys 2011-12, New Orleans Saints 2013-2015, joined Bills in 2016.



JEFF WEEKS

OUTSIDE LINEBACKERS

Born May 30, 1962, Denver, Colo. Wide receiver Southwest Oklahoma State 1982-84, Northwest Oklahoma State 1985. Pro Wide Receiver Philadelphia Eagles 1986. College coach: Western Kentucky 1987-88, Morehead State 1990-91, Phoenix (Ariz.) C.C. 1996, Oklahoma 1999, Fort Scott (Kan.) C.C. 2001-04, Southeast Oklahoma State 2005, Texas A&M-Kingsville 2006. Pro coach: Oakland Raiders 2008, New York Jets 2009-2014, joined the Bills in 2015.

SPECIAL TEAMS COACHES



KATHRYN SMITH

QUALITY CONTROL - SPECIAL TEAMS

Born February 8, 1985, DeWitt, N.Y. Attended St. John's. No college or pro playing experience. Pro experience: New York Jets 2003-2014, joined Bills in 2015, Pro coach: Buffalo Bills 2016.


STRENGTH AND CONDITIONING



ERIC CIANO

HEAD STRENGTH AND CONDITIONING

Born August 8, 1973, Waltham, Mass. Offensive line Springfield (Mass.) College 1993-97. No pro playing experience. College coach: Tennessee 1997-99, Louisiana Tech 2000-02, Tennessee 2002-04, Georgia Tech 2005-09. Pro coach: Joined Bills in 2010.



DAN LIBURD

STRENGTH AND CONDITIONING ASSISTANT

Born August 19, 1984, Rockville Centre, NY. Attended Springfield College. No college or pro playing experience. Pro coach: Joined the Bills in 2009.



MARK LOECHER

STRENGTH AND CONDITIONING ASSISTANT

Born February 21, 1990, Buffalo, NY. Attended Mercyhurst University. No college or pro playing experience. Pro coach: Joined the Bills in 2015.



HAL LUTHER

ASSISTANT STRENGTH AND CONDITIONING

Born March 24, 1974, Dolgeville, N.Y. Quarterback Springfield (Mass.) College 1992-95. No pro playing experience. College coach: Western Michigan 1996, Wisconsin-LaCrosse 1996-97, North Carolina State 1998-2000, Syracuse 2000- 2012. Pro coach: Joined Bills in 2013.



JASON OSZVART

STRENGTH AND CONDITIONING ASSISTANT

Born December 24, 1988, Robinsville, N.J. Attended East Stroudsburg. No college or pro playing experience. Pro coach: New York Jets 2013-14, joined the Bills in 2015.


SPECIAL TEAMS COACHES



DANNY CROSSMAN

SPECIAL TEAMS COORDINATOR

Born January 17, 1967, El Paso, Texas. Defensive back Kansas 1985, Pittsburgh 1987-89. Pro defensive back Washington Redskins 1990, Detroit Lions 1991-92. College coach: U.S. Coast Guard Academy 1993, Western Kentucky 1994-96, Central Florida 1997-98, Georgia Tech 1999-2001, Michigan State 2002. Pro coach: Carolina Panthers 2003-09, Detroit Lions 2010-12, joined Bills in 2013.



ERIC SMITH

SPECIAL TEAMS ASSISTANT

Born March 17, 1983, Columbus, OH. Defensive back Michigan State 2002-05. Pro defensive back New York Jets 2006-12. Pro Coach: New York Jets 2014, joined Buffalo in 2015.



BUFFALO BILLS 2015 SEASON IN REVIEW

BILLS 2015 RANKINGS

OFFENSE

Category	Total	AFC Rank	NFL Rank
Total Yards/Game	360.9	5th	13th
Points Per Game	23.7	6th	12th
Passing Yards/Game	208.9	15th	28th
Passing Yards/Attempt	7.2	4th	12th
Interceptions	9	T-3rd	T-5th
Rushing Yards/Game	152.0	1st	1st
Rushing Yards/Play	4.8	1st	1st
Times Sacked	42	11th	22nd
1st Downs/Game	18.6	15th	T-28th
3rd Down Efficiency	38%	11th	21st
4th Down Efficiency	44%	9th	24th
Time of Possession	31:18	2nd	7th
Punt Return Average	7.5	12th	23rd
Kick Return Average	18.8	15th	30th
Net Punt Average	41.3	3rd	7th
Field Goal Percentage	85%	T-7th	T-16th

DEFENSE

Category	Total	AFC Rank	NFL Rank
Total Yards/Game	356.4	9th	19th
Points Per Game	22.4	8th	15th
Passing Yards/Game	248.3	9th	19th
Passing Yards/Attempt	6.6	8th	14th
Interceptions	17	T-4th	T-6th
Rushing Yards/Game	108.1	11th	16th
Rushing Yards/Play	4.4	14th	25th
Sacks	21.0	16th	31st
1st Downs/Game	20.1	T-10th	T-19th
3rd Down Efficiency	40%	13th	23rd
4th Down Efficiency	23%	1st	2nd
Time of Possession	28:42	2nd	7th
Punt Return Average	8.8	7th	19th
Kick Return Average	17.2	1st	1st
Net Punt Average	39.8	8th	16th
Field Goal Percentage	81%	7th	T-10th

ADDITIONAL POSTSEASON HONORS

PRO BOWL

LeSean McCoy

PRO BOWL ALTERNATES

Richie Incognito

Eric Wood

Tyrod Taylor

PFWA ALL-ROOKIE TEAM

Ronald Darby

PRO FOOTBALL FOCUS ALL-PRO TEAM

Richie Incognito - 1st Team

PRO FOOTBALL FOCUS DEFENSIVE R.O.Y.

Ronald Darby

BILLS FINISH 8-8 IN 2015

The Bills finished the 2015 season with an 8-8 record, marking the second season in a row that Buffalo had a record of .500 or better.

Buffalo's offense was carried by the rushing game this season as the Bills finished first overall in the league in rushing and rushing average. First year Bills RB LeSean McCoy, RB Karlos Williams and QB Tyrod Taylor all rushed over 500 yards, the first time the franchise has had three 500-yard rushers since 1962. McCoy earned the fourth Pro Bowl selection of his career with his efforts this season. Standout second year receiver Sammy Watkins went over 1,000 yards receiving and added nine touchdowns. Taylor started in 14 games at quarterback and finished the season with a 99.4 passer rating, which is the second highest ever by a Bill.

The Bills defense was led by the standout play of their cornerbacks, Ronald Darby and Stephon Gilmore. Darby finished fifth in the NFL in passes defended and Gilmore tied for seventh. They combined for five interceptions. S Corey Graham led the team in tackles with 122, while DE Mario Williams and DE Jerry Hughes each finished the season with 5.0 sacks.

BILLS FINISH 8-8 IN 2015

CATEGORY	Bills
Record	8-8
Points Scored	379
Points Allowed	359
Touchdowns Scored	45
Touchdowns Allowed	42
Rushing TDs	19
Passing TDs	23
Return TDs	3
Rushing TDs Allowed	10
Passing TDs Allowed	30
Return TDs Allowed	2
Sacked/Yards Lost	42/257
Fumbles/Lost	28/10
Had Intercepted	9
Field Goals Made/Attempted	23/27
Average Yards Per Game	360.9
Opp. Average Yards Per Game	356.4
Average Rushing Yards Per Game	152.0
Opp. Avg. Rushing Yards Per Game	108.1
Average Passing Yards Per Game	208.9
Opp. Avg. Passing Yards Per Game	248.3
Turnover Ratio	+6
Average Time of Possession	31:18
NFL Rank-Total Offense/Run/Pass	13th/1st/28th
NFL Rank-Total Defense/Run/Pass	19th/16th/19th

BUFFALO BILLS

ROSTERS



Alphabetical

Numerical

Depth Chart

Transactions

How the Bills Were Built

By Experience

By Position

BUFFALO BILLS 2016 ALPHABETICAL ROSTER

NO	NAME	POS	HT	WT	DOB	EXP	COLLEGE	HOMETOWN	HOW ACQ.
57	Alexander, Lorenzo	LB	6-1	245	5/31/1983	10	California	Berkeley, Calif.	FA-16
26	Blanton, Robert	S	6-1	200	9/7/1989	5	Notre Dame	Clackamas, Ore.	FA-16
52	Brown, Preston	LB	6-1	251	10/27/1992	3	Louisville	Cincinnati, Ohio	D3-14
53	Brown, Zach	LB	6-1	248	10/23/1989	5	North Carolina	Columbia, Md.	FA-16
97	Bryant, Corbin	DT	6-4	300	1/4/1988	4	Northwestern	Chicago, Ill.	FA-12
22	Bush, Reggie	RB	6-0	205	3/2/1985	11	Southern California	Spring Valley, Calif.	FA-16
2	Carpenter, Dan	K	6-2	228	11/25/1985	9	Montana	Helena, Mont.	FA-13
87	Christian, Gerald	TE	6-3	250	8/26/1991	2	Louisville	Palm Beach Gardens, Fla.	FA-16
85	Clay, Charles	TE	6-3	255	2/13/1989	6	Tulsa	Little Rock, Ark.	FA-15
28	Darby, Ronald	CB	5-11	193	1/2/1994	2	Florida State	Oxon Hill, Md.	D2-15
99	Dareus, Marcell	DT	6-3	331	3/13/1990	6	Alabama	Huffman, Ala.	D1-11
91	Douzable, Leger	DE	6-4	284	5/31/1986	7	Central Florida	Tampa, Fla.	FA-16
42	Felton, Jerome	FB	6-0	248	7/3/1986	9	Furman	Duren, Germany	FA-16
35	Gillislee, Mike	RB	5-11	219	11/1/1990	3	Florida	DeLand, Fla.	FA-15
24	Gilmore, Stephon	CB	6-1	190	9/19/1990	5	South Carolina	Rock Hill, S.C.	D1-12
77	Glenn, Cordy	T	6-6	345	9/18/1989	5	Georgia	Riverdale, Ga.	D2-12
88	Goodwin, Marquise	WR	5-9	179	11/19/1990	3	Texas	Garland, Texas	D3-13
20	Graham, Corey	S	6-0	196	7/25/1985	10	New Hampshire	Buffalo, N.Y.	FA-14
72	Groy, Ryan	G	6-5	320	9/30/1990	3	Wisconsin	Middleton, Wis.	FA-15
66	Henderson, Seantrel	T	6-7	331	1/21/1992	3	Miami	St. Paul, Minn.	D7b-14
55	Hughes, Jerry	LB	6-2	254	8/13/1988	7	Texas Christian	Sugar Land, Texas	TR-13 (IND)
50	Humber, Ramon	LB	5-11	232	8/10/1987	8	North Dakota State	Minneapolis, Minn.	FA-16
17	Hunter, Justin	WR	6-4	203	5/20/1991	4	Tennessee	Virginia Beach, Va.	FA-16
61	Ikard, Gabe	G	6-4	304	9/26/1990	3	Oklahoma	Nichols Hills, Okla.	FA-16
64	Incognito, Richie	G	6-3	319	7/5/1983	10	Nebraska	Englewood, N.J.	FA-15
7	Jones, Cardale	QB	6-5	250	9/29/1992	R	Ohio State	Cleveland, Ohio	D4-16
71	Kouandjio, Cyrus	T	6-7	322	7/21/1993	3	Alabama	Hyattsville, Md.	D2-14
67	Lewis, Patrick	C	6-1	311	1/30/1991	4	Texas A&M	Reserve, La.	FA-16
3	Manuel, EJ	QB	6-4	237	3/19/1990	4	Florida State	Virginia Beach, Va.	D1-13
25	McCoy, LeSean	RB	5-11	208	7/12/1988	8	Pittsburgh	Harrisburg, Pa.	TR-15 (PHI)
56	McCray, Larentee	LB	6-3	249	8/26/1990	4	Florida	Ocala, Fla.	TR-16 (GB)
36	Meeks, Jonathan	S	6-0	209	11/8/1989	3	Clemson	Rock Hill, S.C.	D5-13
76	Miller, John	G	6-2	303	8/12/1993	2	Louisville	Miami, Fla.	D3-15
79	Mills, Jordan	T	6-5	316	12/24/1990	4	Louisiana Tech	Thibodaux, La.	FA-15
84	O'Leary, Nick	TE	6-3	252	8/31/1992	1	Florida State	Palm Beach, Fla.	D6b-15
74	Ola, Michael	T	6-5	312	4/19/1988	3	Hampton	Riverdale, Ga.	FA-16
19	Powell, Walter	WR	6-0	189	11/23/1991	2	Murray State	St. Louis, Mo.	FA-15
21	Robey-Coleman, Nickell	CB	5-8	165	1/17/1992	4	Southern California	Frostproof, Fla.	UFA-13
65	Sanborn, Garrison	LS	6-1	240	7/31/1985	8	Florida State	Tampa, Fla.	FA-09
6	Schmidt, Colton	P	5-11	224	10/27/1990	3	California-Davis	Bakersfield, Calif.	FA-14
29	Seymour, Kevon	CB	6-0	185	11/30/1993	R	Southern California	Pasadena, Calif.	D6b-16
51	Spikes, Brandon	LB	6-2	255	9/3/1987	6	Florida	Shelby, N.C.	FA-16
15	Tate, Brandon	WR	6-1	195	10/5/1987	8	North Carolina	Burlington, N.C.	FA-16
5	Taylor, Tyrod	QB	6-1	215	8/3/1989	6	Virginia Tech	Hampton, Va.	FA-15
92	Washington, Adolphus	DT	6-4	295	11/24/1992	R	Ohio State	Cincinnati, Ohio	D3-16
30	White, Corey	CB	6-1	210	5/9/1990	5	Samford	Dunwoody, Ga.	FA-16
23	Williams, Aaron	S	6-0	199	4/23/1990	6	Texas	Round Rock, Texas	D2-11
27	Williams, Duke	S	5-11	201	10/15/1990	4	Nevada	Reno, Nev.	D4-13
31	Williams, Jonathan	RB	6-0	223	2/2/1994	R	Arkansas	Allen, Texas	D5-16
95	Williams, Kyle	DT	6-1	303	6/10/1983	11	LSU	Ruston, La.	D5a-06
70	Wood, Eric	C	6-4	310	3/18/1986	8	Louisville	Cincinnati, Ohio	D1b-09
10	Woods, Robert	WR	6-0	190	4/10/1992	4	Southern California	Carson, Calif.	D2a-13
94	Worthy, Jerel	DE	6-2	308	4/26/1990	3	Michigan State	Huber Heights, Ohio	FA-15
PRACTICE SQUAD									
49	Albright, Bryson	LB	6-5	225	3/15/1994	R	Miami (OH)	Cincinnati, Ohio	UFA-16
98	Coleman, Deandre	DT	6-5	341	1/27/1991	1	California	Seattle, Wash.	FA-16
16	Eagan, Ed	WR	5-10	193	6/19/1993	R	Northwestern State	New Orleans, La.	FA-16
47	Garner, Manasseh	TE	6-2	229	3/11/1992	1	Pittsburgh	Pittsburgh, PA	FA-16
13	Lewis, Dezmin	WR	6-4	214	12/5/1992	1	Central Arkansas	Mesquite, Texas	D7-15
9	Morgan, Marshall	K	6-3	194	11/28/1993	R	Georgia	Ft. Lauderdale, Fla.	UFA-16
75	Poehls, William	T	6-8	334	11/27/1991	1	Montana	Chandler, Az.	FA-16
39	Roberson, Marcus	CB	6-0	194	10/4/1992	3	Florida	Lauderdale Lakes, Fla.	FA-16
54	Valles, Max	DE	6-4	250	8/5/1994	1	Virginia	Sicklerville, N.J.	FA-15
80	Washington, Corey	WR	6-4	214	12/29/1991	2	Newberry	North Charleston, S.C.	FA-16
RESERVE/PHYSICALLY UNABLE TO PERFORM									
81	Easley, Marcus	WR	6-2	217	11/2/1987	5	Connecticut	Stratford, Conn.	D4-10
90	Lawson, Shaq	LB	6-3	270	6/17/1994	R	Clemson	Central, S.C.	D1-16
RESERVE/NON-FOOTBALL INJURY									
18	Listenbee, Kolby	WR	6-1	183	1/25/1994	R	Texas Christian	Arlington, Texas	D6a-16
RESERVE/INJURED									
33	Anderson, Colt	S	5-10	195	10/25/1985	7	Montana	Butte, Mont.	FA-16
86	Annen, Blake	TE	6-4	247	5/28/1991	2	Cincinnati	Upper Arlington, Ohio	FA-15
31	Dowling, Jonathan	DB	6-3	190	12/8/1991	2	Western Kentucky	Bradenton, Fla.	FA-15
75	Enemkpal, IK	DE	6-1	261	7/3/1991	3	Louisiana Tech	Pflugerville, Texas	W-15 (NYJ)
89	Gragg, Chris	TE	6-3	244	6/30/1990	4	Arkansas	Warren, Ark.	D7-13
59	Ragland, Reggie	LB	6-2	252	9/23/1993	R	Alabama	Madison, Ala.	D2-16
11	Salas, Greg	WR	6-2	210	8/25/1988	5	Hawaii	Chino, Calif.	FA-15
43	Thomas, Phillip	S	6-0	223	3/1/1989	3	Fresno State	Bakersfield, Calif.	FA-15
14	Watkins, Sammy	WR	6-1	211	6/14/1993	3	Clemson	Fort Myers, Fla.	D1-14
PRACTICE SQUAD/INJURED									
41	Parns, Damian	S	6-2	209	10/28/1992	1	Florida Atlantic	Miami, Fla.	FA-16
RESERVE/DID NOT REPORT									
	Archer, Dri	RB	5-8	173	8/9/1991	3	Kent State	Laurel, Fla.	W-15 (NYJ)

BUFFALO BILLS 2016 NUMERICAL ROSTER

NO	NAME	POS	HT	WT	AGE	EXP	COLLEGE	HOMETOWN	HOW ACQ.
2	Dan Carpenter	K	6-2	228	30	9	Montana	Helena, Mont.	FA-13
3	EJ Manuel	QB	6-4	237	26	4	Florida State	Virginia Beach, Va.	D1-13
5	Tyrod Taylor	QB	6-1	215	27	6	Virginia Tech	Hampton, Va.	FA-15
6	Colton Schmidt	P	5-11	224	25	3	California-Davis	Bakersfield, Calif.	FA-14
7	Cardale Jones	QB	6-5	250	23	R	Ohio State	Cleveland, Ohio	D4-16
10	Robert Woods	WR	6-0	190	24	4	Southern California	Carson, Calif.	D2a-13
15	Brandon Tate	WR	6-1	195	28	8	North Carolina	Burlington, N.C.	FA-16
17	Justin Hunter	WR	6-4	203	25	4	Tennessee	Virginia Beach, Va.	FA-16
19	Walter Powell	WR	6-0	189	24	2	Murray State	St. Louis, Mo.	FA-15
20	Corey Graham	S	6-0	196	31	10	New Hampshire	Buffalo, N.Y.	FA-14
21	Nickell Robey-Coleman	CB	5-8	165	24	4	Southern California	Frostproof, Fla.	UFA-13
22	Reggie Bush	RB	6-0	205	31	11	Southern California	Spring Valley, Calif.	FA-16
23	Aaron Williams	S	6-0	199	26	6	Texas	Round Rock, Texas	D2-11
24	Stephon Gilmore	CB	6-1	190	26	5	South Carolina	Rock Hill, S.C.	D1-12
25	LeSean McCoy	RB	5-11	208	28	8	Pittsburgh	Harrisburg, Pa.	TR-15 (PHI)
26	Robert Blanton	S	6-1	200	27	5	Notre Dame	Clackamas, Ore.	FA-16
27	Duke Williams	S	5-11	201	25	4	Nevada	Reno, Nev.	D4-13
28	Ronald Darby	CB	5-11	193	22	2	Florida State	Oxon Hill, Md.	D2-15
29	Kevon Seymour	CB	6-0	185	22	R	Southern California	Pasadena, Calif.	D6b-16
30	Corey White	CB	6-1	210	26	5	Samford	Dunwoody, Ga.	FA-16
31	Jonathan Williams	RB	6-0	223	22	R	Arkansas	Allen, Texas	D5-16
35	Mike Gillislee	RB	5-11	219	25	3	Florida	DeLand, Fla.	FA-15
36	Jonathan Meeks	S	6-0	209	26	4	Clemson	Rock Hill, S.C.	D5-13
42	Jerome Felton	FB	6-0	248	30	9	Furman	Duren, Germany	FA-16
50	Ramon Humber	LB	5-11	232	29	8	North Dakota State	Minneapolis, Minn.	FA-16
51	Brandon Spikes	LB	6-2	255	29	6	Florida	Shelby, N.C.	FA-16
52	Preston Brown	LB	6-1	251	23	3	Louisville	Cincinnati, Ohio	D3-14
53	Zach Brown	LB	6-1	248	26	5	North Carolina	Columbia, Md.	FA-16
55	Jery Hughes	LB	6-2	254	28	7	Texas Christian	Sugar Land, Texas	TR-13 (IND)
56	Lerentee McCray	LB	6-3	249	26	4	Florida	Ocala, Fla.	TR-16 (GB)
57	Lorenzo Alexander	LB	6-1	245	33	10	California	Berkeley, Calif.	FA-16
61	Gabe Ikard	G	6-4	304	25	3	Oklahoma	Nichols Hills, Okla.	FA-16
64	Richie Incognito	G	6-3	319	33	10	Nebraska	Englewood, N.J.	FA-15
65	Garrison Sanborn	LS	6-1	240	31	8	Florida State	Tampa, Fla.	FA-09
66	Seantrel Henderson	T	6-7	331	24	3	Miami	St. Paul, Minn.	D7b-14
67	Patrick Lewis	C	6-1	311	25	4	Texas A&M	Reserve, La.	FA-16
70	Eric Wood	C	6-4	310	30	8	Louisville	Cincinnati, Ohio	D1b-09
71	Cyrus Kouandjio	T	6-7	322	23	3	Alabama	Hyattsville, Md.	D2-14
72	Ryan Groy	G	6-5	320	25	3	Wisconsin	Middleton, Wis.	FA-15
74	Michael Ola	T	6-5	312	28	3	Hampton	Riverdale, Ga.	FA-16
76	John Miller	G	6-2	303	23	2	Louisville	Miami, Fla.	D3-15
77	Cordy Glenn	T	6-6	345	27	5	Georgia	Riverdale, Ga.	D2-12
79	Jordan Mills	T	6-5	316	25	4	Louisiana Tech	Thibodaux, La.	FA-15
84	Nick O'Leary	TE	6-3	252	24	1	Florida State	Palm Beach, Fla.	D6b-15
85	Charles Clay	TE	6-3	255	27	6	Tulsa	Little Rock, Ark.	FA-15
87	Gerald Christian	TE	6-3	250	25	2	Louisville	Palm Beach Gardens, Fla.	FA-16
88	Marquise Goodwin	WR	5-9	179	25	4	Texas	Garland, Texas	D3-13
91	Leger Douzable	DE	6-4	284	30	7	Central Florida	Tampa, Fla.	FA-16
92	Adolphus Washington	DT	6-4	295	22	R	Ohio State	Cincinnati, Ohio	D3-16
94	Jerel Worthy	DE	6-2	308	26	3	Michigan State	Huber Heights, Ohio	FA-15
95	Kyle Williams	DT	6-1	303	33	11	LSU	Ruston, La.	D5a-06
97	Corbin Bryant	DT	6-4	300	28	4	Northwestern	Chicago, Ill.	FA-12
99	Marcell Dareus	DT	6-3	331	26	6	Alabama	Huffman, Ala.	D1-11
PRACTICE SQUAD									
9	Marshall Morgan	K	6-3	194	22	R	Georgia	Ft. Lauderdale, Fla.	FA-16
13	Dezmin Lewis	WR	6-4	214	23	1	Central Arkansas	Mesquite, Texas	D7-15
16	Ed Eagan	WR	5-10	193	23	R	Northwestern State	New Orleans, La.	FA-16
39	Marcus Roberson	CB	6-0	194	23	3	Florida	Lauderdale Lakes, Fla.	FA-16
47	Manasseh Garner	TE	6-2	229	24	1	Pittsburgh	Pittsburgh, PA	FA-16
49	Bryson Albright	LB	6-5	225	22	R	Miami (OH)	Cincinnati, Ohio	UFA-16
54	Max Valles	DE	6-4	250	22	1	Virginia	Sicklerville, N.J.	FA-15
75	William Poehls	T	6-8	334	24	1	Montana	Chandler, Az.	FA-16
80	Corey Washington	WR	6-4	214	24	2	Newberry	North Charleston, S.C.	FA-16
98	Deandre Coleman	DT	6-5	341	25	1	California	Seattle, Wash.	FA-16
RESERVE/PHYSICALLY UNABLE TO PERFORM									
81	Marcus Easley	WR	6-2	217	28	6	Connecticut	Stratford, Conn.	D4-10
90	Shaq Lawson	LB	6-3	270	22	R	Clemson	Central, S.C.	D1-16
RESERVE/NON-FOOTBALL INJURY									
18	Kolby Listenbee	WR	6-1	183	22	R	Texas Christian	Arlington, Texas	D6a-16
RESERVE/INJURED									
11	Greg Salas	WR	6-2	210	28	5	Hawaii	Chino, Calif.	FA-15
14	Sammy Watkins	WR	6-1	211	23	3	Clemson	Fort Myers, Fla.	D1-14
31	Jonathan Dowling	DB	6-3	190	24	2	Western Kentucky	Bradenton, Fla.	FA-15
33	Colt Anderson	S	5-10	195	30	7	Montana	Butte, Mont.	FA-16
43	Phillip Thomas	S	6-0	223	27	3	Fresno State	Bakersfield, Calif.	FA-15
59	Reggie Ragland	LB	6-2	252	22	R	Alabama	Madison, Ala.	D2-16
75	IK Enekpali	DE	6-1	261	25	3	Louisiana Tech	Pflugerville, Texas	W-15 (NYJ)
86	Blake Annen	TE	6-4	247	25	3	Cincinnati	Upper Arlington, Ohio	FA-15
89	Chris Gragg	TE	6-3	244	26	4	Arkansas	Warren, Ark.	D7-13
PRACTICE SQUAD/INJURED LIST									
41	Damian Parns	S	6-2	209	23	1	Florida Atlantic	Miami, Fla.	FA-16
RESERVE/DID NOT REPORT									
	Dri Archer	RB	5-8	173	25	3	Kent State	Laurel, Fla.	W-16 (NYJ)

BUFFALO BILLS UNOFFICIAL 2016 DEPTH CHART

OFFENSE

WR	88 Marquise Goodwin	19 Walter Powell	17 Justin Hunter
LT	77 Cordy Glenn	71 Cyrus Kouandjio	
LG	64 Richie Incognito	61 Gabe Ikard	
C	70 Eric Wood	67 Patrick Lewis	
RG	76 John Miller	72 Ryan Groy	
RT	79 Jordan Mills	74 Michael Ola	66 Seantrel Henderson
TE	85 Charles Clay	84 Nick O'Leary	87 Gerald Christian
QB	5 Tyrod Taylor	3 EJ Manuel	<u>7 Cardale Jones</u>
FB	42 Jerome Felton		
RB	25 LeSean McCoy	35 Mike Gillislee	22 Reggie Bush
WR	10 Robert Woods	15 Brandon Tate	<u>31 Jonathan Williams</u>

DEFENSE

DT	95 Kyle Williams	91 Leger Douzable	
NT	99 Marcell Dareus	94 Jerel Worthy	
DE	97 Corbin Bryant	<u>92 Adolphus Washington</u>	
OLB	55 Jerry Hughes	56 Lerentee McCray	
WILL	53 Zach Brown	50 Ramon Humber	
MIKE	52 Preston Brown	51 Brandon Spikes	
OLB	57 Lorenzo Alexander		
CB	28 Ronald Darby	21 Nickell Robey-Coleman	30 Corey White
S	23 Aaron Williams	27 Duke Williams	36 Jonathan Meeks
S	20 Corey Graham	26 Robert Blanton	
CB	24 Stephon Gilmore	<u>29 Kevon Seymour</u>	

SPECIALISTS

K	2 Dan Carpenter		
KO	2 Dan Carpenter		
P	6 Colton Schmidt		
KOR	15 Brandon Tate	22 Reggie Bush	19 Walter Powell
PR	15 Brandon Tate	22 Reggie Bush	19 Walter Powell
LS	65 Garrison Sanborn		
H	6 Colton Schmidt		

ROOKIES UNDERLINED
EXEMPT IN ITALICS

2016 TRANSACTIONS

January 4 Signed **CB Mario Butler**, **RB Mike Gillislee**, **WR Greg Salas** and **P Colton Schmidt** to contract extensions. Signed **TE Blake Annen**, **DB Jonathan Dowling**, **TE Jacob Maxwell**, **C Ronald Patrick**, **DE Cedric Reed**, **G Cyril Richardson** and **S Phillip Thomas** to reserve/future contract.

January 10 **Rob Ryan** named assistant head coach/defense

January 12 Signed **WR Jarrett Boykin** and **WR Greg Little** to reserve/future contract.

January 13 **Ed Reed** named assistant defensive backs coach

January 20 Signed **RB James Wilder Jr.** to a reserve/future contract. **Kathryn Smith** named quality control-special teams coach.

February 3 Signed **CB Javier Arenas** to a reserve/future contract.

March 1 Designated **T Cordy Glenn** as franchise player. Released **RB Boobie Dixon**, **G Kraig Urbik** and **DE Mario Williams**.

March 4 Released **CB Leodis McKelvin**.

March 7 Tendered offers to Restricted Free Agents **DT Corbin Bryant**, **WR Chris Hogan** and **T Jordan Mills**

March 8 Re-signed **G Richie Incognito**

March 16 Signed **TE Jim Dray**

March 18 Signed **S Robert Blanton**

March 30 Signed **T Jordan Mills**

April 4 Signed **LB Zach Brown**, **WR Leonard Hankerson** and **CB Corey White**

April 5 Signed **CB Sterling Moore**

April 6 **LB AJ Tarpley** announced retirement

April 7 Signed **C Fernando Velasco**

April 11 Signed **LB Lorenzo Alexander** and **S Colt Anderson**

April 15 Released **T Tyson Chandler**

April 18 Signed **DT Corbin Bryant**. Released **DB Cam Thomas**

April 19 Released **LB Tony Stewart**.

April 28 Drafted **DE Shaq Lawson**

April 29 Drafted **LB Reggie Ragland** and **DT Adolphus Washington**. Released **TE Jacob Maxwell** and **LB A.J. Tarpley**

April 30 Drafted **QB Cardale Jones**, **RB Jonathan Williams**, **WR Kolby Listenbee** and **CB Kevon Seymour**.

May 2 Signed **LB Bryson Albright**, **WR Davonte Allen**, **WR Gary Chambers**, **LS Reid Ferguson**, **FB Glenn Gronkowski**, **C Robert Kugler**, **G Jamison Lalk**, **DE Claudell Lousis**, **T Marquis Lucas**, **T Keith Lumpkin**, **K Marshall Morgan**, **LB Eric Striker**, **CB Julian Whigham**, **DT Justin Zimmer**. Released **CB Bud Noel**, **C Ronald Patrick** and **LB Jarius Wynn**.

May 10 Claimed **RB Dri Archer**

May 11 Signed **CB Kevon Seymour**.

May 12 Signed **WR Kolby Listenbee**

May 13 Signed **RB Jonathan Williams**

May 17 Signed **DT Adolphus Washington**

May 18 Placed **RB Dri Archer** on the Reserve/Did Not Report List

May 24 Signed **LB Reggie Ragland**

May 31 Signed **LB Jamarl Lattimore**

June 6 Signed **DE Shaq Lawson**

June 7 Signed **QB Cardale Jones**

June 9 Signed **RB Dan Herron**. Released **CB Julian Whigham**.

June 14 Signed **DE Leger Douzable** and **T Chris Martin**. Released **DE Claudell Louis** and **T Keith Lumpkin**.

June 17 Signed **T Justin Renfrow**. Designated **S Phillip Thomas** as Waived/Injured.

July 29 Placed **LB Manny Lawson** and **WR Kolby Listenbee** on the Active/Non-Football Injury list. Placed **WR Marcus Easley**, **DE Shaq Lawson**, **WR Sammy Watkins** and **DT Kyle Williams** on the Active/Physically Unable to Perform list. Placed **DT Marcell Dareus**, **DB Jonathan Dowling**, **T Seantrel Henderson** and **RB Karlos Williams** on the Active/Non-Football Illness list.

July 30 Signed **DT Casey Walker**. Waived **DE Cedric Reed**.

August 1 **DB Jonathan Dowling** is moved to the active roster. Signed **RB Reggie Bush** and **WR Kain Colter**. Released **WR Davonte Allen** and **K Marshall Morgan**.

August 7 Signed **LB David Hawthorne**, **LB Brandon Spikes** and **TE Jimmmy Mundine**. Released **WR Gary Chambers** and **CB Javier Arenas**. Designated **LB Kevin Reddick** as Waive

August 8 **DT Marcell Dareus**, **WR Sammy Watkins** and **DT Kyle Williams** are moved to the active roster.

August 15 **RB Karlos Williams** is moved to the active roster. Signed **LB Kroy Biermann**, **DT Brandon Deaderick** and **DT Alameda Ta'amu**. Waived/Injured **LB IK Enemkpali**. Released **DT T.J. Barnes** and **WR Leonard Hankerson**.

August 16 **LB Manny Lawson** is moved to the active roster.

August 20 Waived **RB Karlos Williams**.

August 22 **T Seantrel Henderson** is moved to the active roster.

August 28 Signed **QB Austin Trainor**.

August 30 Traded for **LB Larentee McCray** from the Green Bay Packers in return for an undisclosed 2018 draft pick. Released **LB David Hawthorne**, **LS Reid Ferguson**, **C Robert Kugler**, **WR Greg Little**, **TE Jimmmy Mundine**, **LB Eric Striker**, **DT Alameda Ta'amu**, **QB Austin Trainor**, **DT Justin Zimmer**. Designated **CB Jonathan Dowling**, **TE Chris Gragg** and **T Justin Renfrow** as Waived/Injured. Designated **WR Marcus Easley** and **LB Shaq Lawson** as Reserve/Physically Unable to Perform. Designated **WR Kolby Listenbee** as Reserve/Non-Football Injury. Designated **LB Reggie Ragland** as Reserve/Injured

August 31 Signed **LB Ramon Humber**. Waived **K Jordan Gay**. Claimed **C Patrick Lewis** off waivers from Seattle. Released **G Jamison Lalk**.

September 2 Released **LB Kroy Biermann**, **WR Jarrett Boykin**, **CB Mario Butler**, **WR Kain Colter**, **DL Brandon Deaderick**, **DL Lavar Edwards**, **FB Jerome Felton**, **RB Boom Herron**, **LB Manny Lawson**, **WR Dez Lewis**, **T Chris Martin**, **CB Sterling Moore**, **G Cyril Richardson**, **CB Sammy Seamster**, **LB Max Valles**, **C Fernando Velasco**, **DL Casey Walker** Placed **TE Blake Annen**, **LB Randell Johnson**, **T Marquis Lucas** and **RB James Wilder Jr.** on Injured Reserve.

September 4 Claimed **FB/TE Dan Vitale** off of waivers. Released **LB Jamarl Lattimore**. Signed **WR Dezmin Lewis** and **K Jordan Gay** to practice squad.

September 5 Signed **CB Doran Grant**, **WR Matt Hazel**, **G Gabe Ikard** and **LB Max Valles** to the practice squad. Released **FB/TE Dan Vitale** due to failed physical.

September 6 Signed **WR Brandon Tate** to the active roster. **LB Carlos Fields**, **CB Damian Parms** and **CB Marcus Roberson** added to the practice squad.

September 9 Signed **K Jordan Gay** to the active roster. Placed **T Seantrel Henderson** on the Reserve/Suspended list.

September 12 Signed **FB Jerome Felton**. Released **FB Glenn Gronkowski**.

September 13 Signed **T Chris Martin** to the practice squad. Released **CB Doran Grant** from practice squad.

September 15 Promoted **G Gabe Ikard** to the active roster from the practice squad. Released **LB Bryson Albright**.

September 16 Signed **LB Bryson Albright** to the practice squad.

September 19 Signed **T William Poehls** to the practice squad. Released **T Chris Martin** from practice squad.

September 27 Signed **WR Ed Eagan** and **G Terran Vaughn** to the practice squad. Released **Jordan Gay**. Released **LB Carlos Fields** and **DB Damian Parms** from the practice squad. Released **RB James Wilder** from Injured Reserve with an injury settlement.

September 28 Signed **T Michael Ola** from the Giants practice squad.

September 30 Placed **WR Sammy Watkins** on the reserve/injured list. Claimed **WR Justin Hunter** off waivers from Miami.

October 3 Placed **DT Marcell Dareus** and **T Seantrel Henderson** on Exempt list

October 4 Released **TE Jim Dray** and promoted **TE Gerald Christian** to the active roster. Signed **WR Corey Washington** to practice squad.

October 5 Signed **TE Manasseh Garner** to practice squad

October 7 Activated **DT Marcell Dareus** and placed **WR Greg Salas** on Reserve/Injured list. Released **OL Terran Vaughn** from the practice squad.

October 10 Activated **T Seantrel Henderson** and placed **S Colt Anderson** on Reserve/Injured list.

October 11 Signed **K Marshall Morgan** to the practice squad

HOW THE BILLS WERE BUILT

YEAR	DRAFTEES	VETERAN FREE AGENTS	TRADES	FREE AGENTS
2006	Kyle Williams (5)			
2009	Eric Wood (1)			Garrison Sanborn (UFA)
2011	Marcell Dareus (1) Aaron Williams (2)			
2012	Stephon Gilmore (1) Cordy Glenn (2)	Corbin Bryant (Steelers)		
2013	EJ Manuel (1) Robert Woods (2) Marquise Goodwin (3) Duke Williams (4) Jonathan Meeks (5)	Dan Carpenter (Miami)	Jerry Hughes (Indianapolis)	Nickell Robey-Coleman (UFA)
2014	Cyrus Kouandjio (2) Preston Brown (3) Seantrel Henderson (7)	Corey Graham (Baltimore) Colton Schmidt (San Francisco)		
2015	Ronald Darby (2) John Miller (3) Nick O'Leary (6)	Charles Clay (Miami) Jerome Felton (Minnesota) Mike Gillislee (Arizona) Ryan Groy (Tampa Bay) Richie Incognito (Miami) Jordan Mills (Detroit) Walter Powell (NY Jets) Tyrod Taylor (Baltimore) Jerel Worthy (Green Bay)	LeSean McCoy (from Philadelphia)	
2016	Adolphus Washington (3) Cardale Jones (4) Jonathan Williams (5) Kevon Syemour (6)	Lorenzo Alexander (Oakland) Robert Blanton (Minnesota) Zach Brown (Tennessee) Reggie Bush (Detroit) Gerald Christian (Arizona) Leger Douzable (NY Jets) Justin Hunter (Miami) Ramon Humber (New England) Gabe Ikard (Detroit) Patrick Lewis (Seattle) Michael Ola (NY Giants) Brandon Spikes (New England) Brandon Tate (Cincinnati) Corey White (Arizona)	Lerentee McCray (from Green Bay)	

(ufa) indicates undrafted rookie free agent

(team) denotes team last played with

BY EXPERIENCE

11 YEARS (2)

Reggie Bush
Kyle Williams

10 YEARS (3)

Lorenzo Alexander
Corey Graham
Richie Incognito

9 YEARS (2)

Dan Carpenter
Jerome Felton

8 YEARS (5)

Ramon Humber
LeSean McCoy
Garrison Sanborn
Brandon Tate
Eric Wood

7 YEARS (2)

Leger Douzable
Jerry Hughes

6 YEARS (5)

Charles Clay
Marcell Dareus
Brandon Spikes
Tyrod Taylor
Aaron Williams

5 YEARS (6)

Robert Blanton
Zach Brown
Stephon Gilmore
Cordy Glenn
Corey White

4 YEARS (8)

Corbin Bryant
Patrick Lewis
EJ Manuel
Lerentee McCray
Jordan Mills
Nickell Robey-Coleman
Duke Williams
Robert Woods

3 YEARS (11)

Preston Brown
Mike Gillislee
Marquise Goodwin
Ryan Groy
Seantrel Henderson
Gabe Ikard
Cyrus Kouandjio
Jonathan Meeks
Michael Ola
Colton Schmidt
Jerel Worthy

2 YEARS (3)

Ronald Darby
John Miller
Walter Powell

1 YEAR (1)

Nick O'Leary

ROOKIE (4)

Cardale Jones
Kevon Seymour
Adolphus Washington
Jonathan Williams

BUFFALO BILLS PRONOUNCIATION

Dareus , Marcell	DAR-e-us (like 'jar')
Douzable , Leger	Leh-je' DOO-zah-bull
Gillislee , Mike	gil-is-LEE
Gilmore, Stephon	steph-AHN
Goodwin, Marquise	Mar-keese
Henderson, Seantrel	SHAWN-trel
Ikard , Gabe	EYE-kurd
Kouandjio , Cyrus	KWAN-jo
McCray, Lerentee	Luh-RENT-tay
Ola , Michael	OH-luh
Seymour, Kevon	KEY-von
Worthy, Jerel	juh-RELL



2016 BUFFALO BILLS ROSTER BY POSITION HEAD COACH REX RYAN



Offense: 27

Coordinator: Anthony Lynn
Senior Assistant: Chris Palmer

QUARTERBACKS (3)

Coach: David Lee

Assistant: Jason Vrable

No	Name	Pos	HT	WT	Exp	College
3	EJ Manuel	QB	6'4"	237	4	Florida State
5	Tyrod Taylor	QB	6'1"	215	6	Virginia Tech
7	Cardale Jones	QB	6'5"	250	R	Ohio State

RUNNING BACKS (5)

Coach: Anthony Lynn

No	Name	Pos	HT	WT	Exp	College
22	Reggie Bush	RB	6'0"	205	11	Southern California
25	LeSean McCoy	RB	5'11"	208	8	Pittsburgh
31	Jonathan Williams	RB	6'0"	223	R	Arkansas
35	Mike Gillislee	RB	5'11"	219	3	Florida
42	Jerome Felton	FB	6'0"	248	9	Furman

WIDE RECEIVERS (5)

Coach: Sanjay Lal

No	Name	Pos	HT	WT	Exp	College
10	Robert Woods	WR	6'0"	190	4	Southern California
15	Brandon Tate	WR	6'1"	195	8	North Carolina
17	Justin Hunter	WR	6'4"	203	4	Tennessee
19	Walter Powell	WR	6'0"	189	2	Murray State
88	Marquise Goodwin	WR	5'9"	179	4	Texas

TIGHT ENDS (3)

Coach: Tony Sparano

No	Name	Pos	HT	WT	Exp	College
84	Nick O'Leary	TE	6'3"	252	1	Florida State
85	Charles Clay	TE	6'3"	255	6	Tulsa
87	Gerald Christian	TE	6'3"	250	2	Louisville

OFFENSIVE LINE (11)

Coach: Aaron Kromer

Assistant: Pay Meyer

No	Name	Pos	HT	WT	Exp	College
61	Gabe Ikard	G	6'4"	304	3	Oklahoma
64	Richie Incognito	G	6'3"	319	10	Nebraska
66	Seantrel Henderson	T	6'7"	331	3	Miami
67	Patrick Lewis	C	6'1"	311	4	Texas A&M
70	Eric Wood	C	6'4"	310	8	Louisville
71	Cyrus Kouandjio	T	6'7"	332	3	Alabama
72	Ryan Groy	G	6'5"	320	3	Wisconsin
74	Michael Ola	T	6'5"	312	3	Hampton
76	John Miller	G	6'2"	312	2	Louisville
77	Cordy Glenn	T	6'6"	345	5	Georgia
79	Jordan Mills	T	6'5"	316	4	Louisiana Tech

Defense: 23

Coordinator: Dennis Thurman
Assistant HC/Defense: Rob Ryan
Assistant: D'Anton Lynn
Assistant: Mike Giuliani

DEFENSIVE LINE (6)

Coach: John Blake

Coach: Jason Rebrovich

No	Name	Pos	HT	WT	Exp	College
91	Leger Douzable	DE	6'4"	284	7	Central Florida
92	Adolphus Washington	DT	6'4"	295	R	Ohio State
94	Jerel Worthy	DE	6'2"	308	3	Michigan State
95	Kyle Williams	DT	6'1"	303	11	LSU
97	Corbin Bryant	DT	6'4"	300	4	Northwestern
99	Marcell Dareus	DT	6'3"	331	6	Alabama

LINEBACKERS (7)

Coach: Bobby April III

Coach: Jeff Weeks (Outside)

No	Name	Pos	HT	WT	Exp	College
50	Ramon Humber	LB	5'11"	235	8	North Dakota State
51	Brandon Spikes	LB	6'2"	255	6	Florida
52	Preston Brown	LB	6'1"	251	3	Louisville
53	Zach Brown	LB	6'1"	248	5	North Carolina
55	Jerry Hughes	DE	6'2"	254	7	Texas Christian
56	Lerentee McCray	LB	6'3"	249	4	Florida
57	Lorenzo Alexander	LB	6'1"	245	10	California

DEFENSIVE BACKS (10)

Coach: Tim McDonald

Assistant: Ed Reed

No	Name	Pos	HT	WT	Exp	College
20	Corey Graham	S	6'0"	196	10	New Hampshire
21	Nickell Robey-Coleman	CB	5'8"	165	4	Southern California
23	Aaron Williams	S	6'0"	199	6	Texas
24	Stephon Gilmore	CB	6'1"	190	5	South Carolina
26	Robert Blanton	S	6'1"	200	5	Notre Dame
27	Duke Williams	S	5'11"	201	4	Nevada
28	Ronald Darby	CB	5'11"	195	2	Florida State
29	Kevon Seymour	CB	6'0"	185	R	Southern California
30	Corey White	CB	6'1"	210	5	Samford
36	Jonathan Meeks	S	6'0"	209	4	Clemson

SPECIAL TEAMS (3)

Coordinator: Danny Crossman

Assistants: Eric Smith, Kathryn Smith

No	Name	Pos	HT	WT	Exp	College
2	Dan Carpenter	K	6'2"	228	9	Montana
6	Colton Schmidt	P	5'11"	224	3	California-Davis
65	Garrison Sanborn	LS	6'1"	240	8	Florida State

COACHING STAFF

Head Coach: Rex Ryan
 Assistant Head Coach/Defense: Rob Ryan
 Coordinators: Danny Crossman (Special Teams), Anthony Lynn (Offense), Dennis Thurman (Defense)
 Assistants: Bobby April III (Linebackers), John Blake (Defensive Line), Eric Ciano (Head Strength and Conditioning), Mike Giuliani (Coaching Assistant), Aaron Kromer (Offensive Line), Zak Kromer (Coaching Assistant), Sanjay Lal (Wide Receivers), David Lee (Quarterbacks), Dan Liburd (Strength and Conditioning Assistant), Mark Loecher (Strength and Conditioning Assistant), Hal Luther (Assistant Strength and Conditioning), D'Anton Lynn (Defensive Assistant), Tim McDonald (Defensive Backs), Pat Meyer (Offensive Assistant), Jason Oszvart (Strength and Conditioning Assistant), Chris Palmer (Senior Offensive Assistant), Jason Rebrovich (Defensive Line), Ed Reed (Assistant Defensive Backs), Deuce Schwartz (Coaching Assistant), Eric Smith (Special Teams Assistant), Kathryn Smith (Quality Control-Special Teams), Doug Socha (Coaching Assistant), Tony Sparano (Tight Ends), Jason Vrable (Assistant Quarterbacks), Jeff Weeks (Outside Linebackers)



HERD OF STATS

REGULAR SEASON GAME #7

**Buffalo Bills at Miami Dolphins
Sunday, October 23, 2016**

2016 HERD OF STATS

Game-By-Game Starters

Offensive Highs & Lows

Defensive Highs & Lows

Bills Superlatives

Opponent Superlatives

Defensive Summaries

Defensive Statistics

Scoring Drives

Game-by-Game Team

Game-by-Game Rushing

Game-by-Game Passing

Game-by-Game Receiving

Game-by-Game Punting/Kicking

Game-by-Game Punt Returns

Game-by-Game Kickoff Returns

Game-by-Game Defensive Stats

Big Plays

Goal-to-Go

Inside the 20

The Last Time

Turnover Analysis

ETCs

Game Summaries

Player Participation

NFL Stats

2016 BUFFALO BILLS GAME-BY-GAME STARTERS

OFFENSE

OPP	WR	WR	LT	LG	C	RG	RT	TE	TE-WR-FB	RB	QB
at BAL	Watkins	Woods	Glenn	Incognito	Wood	Miller	Mills	Clay	Dray	McCoy	Taylor
vs NYJ	Watkins	Woods	Kouandjio	Incognito	Wood	Miller	Mills	Clay	Salas	McCoy	Taylor
vs ARZ	Goodwin	Woods	Kouandjio	Incognito	Wood	Miller	Mills	Clay	O'Leary	McCoy	Taylor
at NE	Goodwin	Woods	Glenn	Incognito	Wood	Miller	Mills	Clay	O'Leary	McCoy	Taylor
at LA	Goodwin	Woods	Glenn	Incognito	Wood	Miller	Mills	Clay	Felton	McCoy	Taylor
vs SF	Goodwin	Woods	Glenn	Incognito	Wood	Miller	Mills	Clay	Hunter	McCoy	Taylor

DEFENSE

OPP	DT	NT	DE/CB	OLB	WILL	MIKE	OLB	CB	S	S	CB
at BAL	K. Williams	Bryant	Washington	Hughes	Z. Brown	P. Brown	Alexander	Darby	D. Williams	Graham	Gilmore
vs NYJ	K. Williams	Bryant	Washington	Hughes	Z. Brown	P. Brown	Alexander	Darby	D. Williams	Graham	Gilmore
vs ARZ	K. Williams	Bryant	Washington	Hughes	Z. Brown	P. Brown	Alexander	C. White	A. Williams	Graham	Gilmore
at NE	K. Williams	Bryant	Washington	Hughes	Z. Brown	P. Brown	Alexander	Darby	A. Williams	Graham	Gilmore
at LA	K. Williams	Bryant	Washington	Hughes	Z. Brown	P. Brown	Alexander	Darby	A. Williams	Graham	Gilmore
vs SF	K. Williams	L. Douzable	N. Robey-Coleman	Hughes	Z. Brown	P. Brown	Alexander	Darby	A. Williams	Graham	Gilmore
								Darby	A. Williams	Graham	Gilmore

2016 OFFENSIVE HIGHS & LOWS

BEST		WORST
45 vs SF 10/16	POINTS	7 at BAL 9/11
29 vs SF 10/16	FIRST DOWNS	11 at BAL 9/11
16 vs SF 10/16	RUSHING FIRST DOWNS	5 at BAL 9/11
15 at NE 10/2	PASSING FIRST DOWNS	5 at BAL 9/11, vs ARZ 9/25
62% vs SF 10/16	THIRD DOWN EFFICIENCY	23% at BAL 9/11
491 vs SF 10/16	TOTAL NET YARDS	160 at BAL 9/11
7.9 vs NYJ 9/15	AVERAGE PER PLAY	3.3 at BAL 9/11
312 vs SF 10/16	NET YARDS RUSHING	65 at BAL 9/11
307 vs NYJ 9/15	NET YARDS PASSING	88 vs ARZ 9/25
0 vs NYJ 9/15	QB SACKS	4 vs ARZ 9/25
307 vs NYJ 9/15	GROSS YARDS PASSING	111 at BAL 9/11
39 at NE 10/2	PASS ATTEMPTS	22 at BAL 9/11
27 at NE 10/2	PASS COMPLETIONS	12 at LA 10/9
0, three times: most recently vs SF 10/16	INTERCEPTED	1 vs NYJ 9/15, vs ARZ 9/25
9.9 vs NYJ 9/15	YARDS PER PASS	4.0 at BAL 9/11
50.7 vs SF 10/16	PUNTING AVERAGE	35.6 vs ARZ 9/25
3 at NE 10/2	PUNT RETURNS	1 at BAL 9/11, vs NYJ 9/15
39 vs ARZ 9/25	PUNT RETURN YARDS	Minus-2 at LA 10/9
5 vs NYJ 9/15	KICKOFF RETURNS	0 vs SF 10/16
125 vs NYJ 9/15	KICKOFF RETURN YARDS	0 vs SF 10/16
6 vs SF 10/16	TOUCHDOWNS	1 at BAL 9/11, at NE 10/2
4 vs SF 10/16	RUSHING TOUCHDOWNS	0 vs NYJ 9/15, at NE 10/2
3 vs NYJ 9/15	PASSING TOUCHDOWNS	0 at BAL 9/11, vs ARZ 9/25
36:11 at NE 10/2	TIME OF POSSESSION	20:48 vs NYJ 9/15

2016 DEFENSIVE HIGHS & LOWS

BEST		WORST
0 at NE 10/2	POINTS	37 vs NYJ 9/15
13 at NE 10/2	FIRST DOWNS	28 vs NYJ 9/15
3 at NE 10/2	RUSHING FIRST DOWNS	9 at LA 10/9
7 vs SF 10/16	PASSING FIRST DOWNS	18 vs NYJ 9/15
8% at NE 10/2	THIRD DOWN EFFICIENCY	62% vs NYJ 9/15
277 at NE 10/2	TOTAL NET YARDS	493 vs NYJ 9/15
4.5 vs ARZ 9/25	AVERAGE PER PLAY	6.9 vs NYJ 9/15
83 at BAL 9/11	NET YARDS RUSHING	123 vs NYJ 9/15
167 vs SF 10/16	NET YARDS PASSING	370 vs NYJ 9/15
5.0 vs ARZ 9/25	QB SACKS	1.0 vs NYJ 9/15
187 vs SF 10/16	GROSS YARDS PASSING	374 vs NYJ 9/15
27 at NE 10/2	PASS ATTEMPTS	50 vs ARZ 9/25
13 vs SF 10/16	PASS COMPLETIONS	26 vs ARZ 9/25
2, vs ARZ 9/25, at LA 10/9	INTERCEPTED	0, four times: most recently vs SF 10/16
5.74 vs ARZ 9/25	YARDS PER PASS	10.6 vs NYJ 9/15
35.3 vs ARZ 9/25	PUNTING AVERAGE	55.5 at LA 10/9
0 vs NYJ 9/15	PUNT RETURNS	4 at NE 10/2
0 vs NYJ 9/15	PUNT RETURN YARDS	12 vs SF 10/16
2 at BAL 9/11, at NE 10/2	KICKOFF RETURNS	4 at LA 10/9, vs SF 10/16
30 at NE 10/2	KICKOFF RETURN YARDS	86 vs ARZ 9/25
0 at NE 10/2	TOUCHDOWNS	4 vs NYJ 9/15
0 at BAL 9/11, at NE 10/2, vs SF 10/16	RUSHING TOUCHDOWNS	3 vs NYJ 9/15
0 vs ARZ 9/25, at NE 10/2, at LA 10/9	PASSING TOUCHDOWNS	1 at BAL 9/11, vs NYJ 9/15, vs SF 10/16
23:49 at NE 10/2	TIME OF POSSESSION	39:12 vs NYJ 9/15

2016 BILLS SUPERLATIVES

RUSHING

Yards	150	L. McCoy at LA 10/9
Average (min. 10 carries)	8.3	L. McCoy at LA 10/9
Long	53	T. Taylor at LA 10/9
Touchdowns	3	L. McCoy vs SF 10/16

PASSING

Attempts	39	T. Taylor at NE 10/2
Completions	27	T. Taylor at NE 10/2
Percentage (min. 20 attempts)	69.2%	T. Taylor at NE 10/2
Yards	297	T. Taylor vs NYJ 9/15
Long	84	T. Taylor vs NYJ 9/15
Touchdowns	3	T. Taylor vs NYJ 9/15

RECEIVING

Receptions	7	R. Woods at NE 10/2
Yards	112	M. Goodwin vs NYJ 9/15
Average (min. 3 rec.)	22.3	G. Salas vs NYJ 9/15
Long	84	M. Goodwin vs NYJ 9/15
Touchdowns	1	Happened eight times, most recently: Robert Woods vs SF 10/16

SPECIAL TEAMS

Punts	7	C. Schmidt at BAL 9/11
In 20	4	C. Schmidt at LA 10/9
Longest Punt	58	C. Schmidt at LA 10/9
Punt Return Attempts	3	B. Tate at NE 10/2
Punt Return Yards	39	B. Tate vs ARZ 9/25
Punt Return Average (min. 3 ret.)	6.0	B. Tate at NE 10/2
Long Punt Return	21	B. Tate at BAL 9/11
Kickoff Return Attempts	5	B. Tate vs NYJ 9/15
Kickoff Return Yards	125	B. Tate vs NYJ 9/15
Kickoff Return Average (min 3. Ret.)	25.0	B. Tate vs NYJ 9/15
Long Kickoff Return	45	B. Tate vs NYJ 9/15
PATs Made	6	D. Carpenter vs SF 10/16
PATs Attempted	6	D. Carpenter vs SF 10/16
Field Goals Made	3	D. Carpenter at NE 10/2
Field Goals Attempted	4	D. Carpenter at NE 10/2
Longest Field Goal	45	D. Carpenter vs ARZ 9/25

DEFENSE

Most Total Tackles	17	Z. Brown at NE 10/2
Most Solo Tackles	13	Z. Brown at NE 10/2
Most Sacks	3.0	L. Alexander at LA 10/9
Most Interceptions	2	S. Gilmore vs ARZ 9/25, N. Robey-Coleman at LA 10/9

2016 OPPONENT SUPERLATIVES

RUSHING

Yards	100	M. Forte vs NYJ 9/15
Average (min. 10 carries)	4.4	D. Johnson vs ARZ 9/25
Long	29	C. Kaepernick vs SF 10/16
Touchdowns	3	M. Forte vs NYJ 9/15

PASSING

Attempts	50	C. Palmer vs ARZ 9/25
Completions	26	C. Palmer vs ARZ 9/25
Percentage (min. 20 attempts)	70.6%	R. Fitzpatrick vs NYJ 9/15
Yards	374	R. Fitzpatrick vs NYJ 9/15
Long	66	J. Flacco at BAL 9/11
Touchdowns	1	J. Flacco at BAL 9/11, R. Fitzpatrick vs NYJ 9/15

RECEIVING

Receptions	7	L. Fitzgerald vs ARZ 9/25, T. Austin at LA 10/9
Yards	126	E. Decker vs NYJ 9/15
Average (min. 3 rec.)	30.3	M. Wallace at BAL 9/11
Long	66	M. Wallace at BAL 9/11
Touchdowns	1	M. Wallace at BAL 9/11, E. Decker vs NYJ 9/15

SPECIAL TEAMS

Punts	6	R. Allen at NE 10/2
In 20	2	R. Allen at NE 10/2
Longest Punt	58	R. Allen at NE 10/2
Punt Return Attempts	3	D. Amendola at NE 10/2
Punt Return Yards	12	J. Kerley vs SF 10/16
Punt Return Average (min. 3 ret.)	1.3	D. Amendola at NE 10/2
Long Punt Return	12	Jo. Brown vs ARZ 9/25, J. Kerley vs SF 10/16
Kickoff Return Attempts	3	J. Marshall vs NYJ 9/15, M. Thomas at LA 10/9
Kickoff Return Yards	62	M. Thomas at LA 10/9
Kickoff Return Average (min 3. Ret.)	20.7	M. Thomas at LA 10/9
Long Kickoff Return	51	Jo. Brown vs ARZ 9/25
PATs Made	4	N. Folk vs NYJ 9/15
PATs Attempted	4	N. Folk vs NYJ 9/15
Field Goals Made	4	G. Zuerlein at LA 10/9
Field Goals Attempted	4	G. Zuerlein at LA 10/9
Longest Field Goal	60	C. Catanzaro vs ARZ 9/25

DEFENSE

Most Total Tackles	17	L. Ryan at NE 10/2
Most Solo Tackles	14	L. Ryan at NE 10/2
Most Sacks	2	J. Sheard at NE 10/2, D. Buckner vs SF 10/16
Most Interceptions	1	M. Williams vs NYJ 9/15, P. Peterson vs ARZ 9/25

Buffalo Bills 2016 Defensive and Special Teams Statistics (Per Gamebook Stats)

DEFENSIVE TACKLES

PLAYER	Solo	Assist	TFL	TOTAL
Z. Brown	44	23	4	67
P. Brown	31	22	2	53
L. Alexander	20	5	4	25
R. Darby	23	2	0	25
J. Hughes	17	7	5	24
K. Williams	14	9	2	23
S. Gilmore	19	3	0	22
C. Graham	17	5	1	22
A. Williams	11	5	1	16
L. Douzable	7	7	2	14
A. Washington	6	4	2	10
N. Robey-Coleman	9	1	1	10
C. Bryant	5	5	0	10
C. White	8	1	0	9
R. Blanton	6	2	0	8
J. Worthy	3	4	1	7
K. Seymour	4	0	0	4
D. Williams	4	0	0	4
L. McCray	2	2	0	4
J. Meeks	0	3	0	3
R. Humber	2	0	0	2
B. Spikes	0	2	0	2
TOTAL	252	112	25	364

DEFENSIVE TOUCHDOWNS

N. Robey-Coleman	2
A. Williams	1
TOTAL	3

SAFETY

TOTAL	0
--------------	----------

INTERCEPTIONS

S. Gilmore	2
N. Robey-Coleman	2
C. Graham	1
C. White	1
TOTAL	6

DEFENSIVE FUMBLE RECOVERIES

P. Brown	2
N. Robey-Coleman	1
A. Williams	1
C. Graham	1
TOTAL	5

DEFENSIVE FORCED FUMBLES

L. Alexander	3
Z. Brown	2
P. Brown	1
L. McCray	1
J. Hughes	1
TOTAL	8

SPECIAL TEAMS TACKLES

PLAYER	Solo	Assist	TOTAL
R. Humber	4	1	5
L. Alexander	2	3	5
R. Blanton	4	0	4
N. Robey-Coleman	4	0	4
J. Meeks	3	0	3
C. Anderson	2	0	2
C. Graham	2	0	2
P. Brown	1	1	2
K. Seymour	2	0	2
L. McCray	1	0	1
C. White	1	0	1
G. Sanborn	0	1	1
M. Gillislee	1	0	1
TOTAL	27	6	33

PASSES DEFENSED

R. Darby	7
S. Gilmore	6
A. Williams	5
N. Robey-Coleman	4
C. Graham	3
L. Alexander	2
C. White	1
J. Hughes	1
D. Williams	1
A. Washington	1
TOTAL	31

QUARTERBACK SACKS

L. Alexander	8.0
J. Hughes	4.0
Z. Brown	2.0
A. Washington	2.0
L. Douzable	1.5
K. Williams	1.5
C. Graham	1.0
TOTAL	20.0

SPECIAL TEAMS FORCED FUMBLES

N. Robey-Coleman	1
J. Meeks	1
TOTAL	2

2016 SCORING DRIVES

9/11 at BAL

Drive	Time/Quarter	Result
12-75, 7:09	3:02/2	L. McCoy 1 yd. run (D.Carpenter kick)

9/15 vs NYJ

Drive	Time/Quarter	Result
3-82, 1:25	5:16/1	M.Goodwin 84 yd. pass from T.Taylor (D.Carpenter kick)
13-54, 3:48	0:05/2	D.Carpenter 39 yd. Field Goal
3-75, 0:51	14:09/3	G.Salas 71 yd. pass from T.Taylor (D.Carpenter kick)
10-75, 2:45	1:17/4	M.Gillislee 18 yd. pass from T.Taylor (D.Carpenter kick)

9/25 vs ARZ

Drive	Time/Quarter	Result
7-77, 3:51	3:29/1	D.Carpenter 19 yd. Field Goal
5-53, 1:30	0:55/1	L.McCoy 24 yd. run (D.Carpenter kick)
6-52, 2:51	10:25/2	L.McCoy 5 yd. run (D.Carpenter kick)
6-47, 2:49	10:31/3	T.Taylor 20 yd. run (kick failed, wr)
4-3, 1:42	4:48/4	D.Carpenter 45 yd. Field Goal

10/2 at NE

Drive	Time/Quarter	Result
12-65, 7:11	5:31/1	L.McCoy 7 yd. pass from T.Taylor (D.Carpenter kick)
10-52, 3:58	14:49/2	D.Carpenter 34 yd. Field Goal
12-71, 4:40	7:46/2	D.Carpenter 43 yd. Field Goal
11-44, 4:27	0:28/3	D.Carpenter 44 yd. Field Goal

10/9 at LA

Drive	Time/Quarter	Result
12-76, 7:09	2:22/1	J.Hunter 4 yd. pass from T.Taylor (D.Carpenter kick)
2-63, 1:01	13:59/2	M.Gillislee 5 yd. run (kick blocked)
10-70, 1:56	0:00/2	D.Carpenter 23 yd. Field Goal
3-25, 1:04	2:37/4	M.Goodwin 6 yd. pass from T.Taylor (D.Carpenter kick)

10/16 vs SF

Drive	Time/Quarter	Result
11-75, 5:29	0:14/1	L.McCoy 4 yd. run (D.Carpenter kick)
7-75, 3:38	10:18/2	L.McCoy 12 yd. run (D.Carpenter kick)
14-53, 5:33	0:21/2	D.Carpenter 40 yd. Field Goal
4-60, 1:55	2:34/3	J.Hunter 30 yd. pass from T.Taylor (D.Carpenter kick)
8-75, 3:55	10:53/4	L.McCoy 18 yd. run (D.Carpenter kick)
1-27, 0:11	10:32/4	R.Woods 5 yd. pass from T.Taylor (D.Carpenter kick)
7-73, 3:25	5:40/4	M.Gillislee 44 yd. run (D.Carpenter kick)

2016 GAME-BY-GAME TEAM OFFENSE

Date	Game	1ST DOWNS				3rd DOWNS			TOTAL OFFENSE			RUSHING				PASSING						----TDs----				PAT		PAT		PAT		PUNTING						
		TOT	R	P	Pn	Att	Cnv	PCT	Yds	Ply	Avg	Yds	Ply	Avg	Net	Sk	Lst	Gr	Att	Com	In	PTS	R	P	S/D	KICK	RUSH	PASS	FG	Saf	No -	Yds	Avg					
S 11	@ BAL	11	5	5	1	13	3	23.1%	160	48	3.3	65	24	2.7	95	2	16	111	22	15	0	7	1	0	0	1	0	0	0	0	0	0	0	0	0	7	313	44.7
S 15	v NYJ	16	6	9	1	10	3	30.0%	393	50	7.9	86	19	4.5	307	0	0	307	31	19	1	31	0	3	1	4	4	0	0	0	0	0	1	1	0	3	118	39.3
S 25	v ARI	16	11	5	0	13	4	30.8%	296	61	4.9	208	32	6.5	88	4	31	119	25	14	1	33	3	0	1	3	4	0	0	0	0	2	2	0	5	178	35.6	
O 2	@ NE	24	7	15	2	15	7	46.7%	378	73	5.2	134	32	4.2	244	2	2	246	39	27	0	16	0	0	1	1	1	0	0	0	0	3	4	0	4	163	40.8	
O 9	@ LA	15	8	6	1	12	4	33.3%	305	52	5.9	193	27	7.1	112	2	12	124	23	12	0	30	1	2	1	3	4	0	0	0	0	1	1	0	6	276	46.0	
O 16	v SF	29	16	10	3	13	8	61.5%	491	75	6.5	312	44	7.1	179	3	0	179	28	17	0	45	4	2	0	6	6	0	0	0	0	1	1	0	3	152	50.7	
O 23	@ MIA																																					
O 30	v NE																																					
N 7	@ SEA																																					
N 20	@ CIN																																					
N 27	v JAX																																					
D 4	@ OAK																																					
D 11	v PIT																																					
D 18	v CLE																																					
D 24	v MIA																																					
J 1	@ NYJ																																					
2016 TOTALS		111	53	50	8	76	29	38.2%	2023	359	5.6	998	178	5.6	1025	13	61	1086	168	104	2	162	9	7	4	18	20	0	0	0	0	0	8	10	0	28	1200	42.9
AVG. PER GAME		18.5	8.8	8.3	1.3				337.2	59.8		166.3	29.7		170.8	2.2	10.2	181.0	28.0	17.3	0.3	27.0													4.7	200.0		

Date	Game	PUNT RET.		KO RET.		FUM		PEN		Poss. Time
		No	Yds	No	Yds	No	Lst	No	Yds	
S 11	@ BAL	1	21	1	13	0	0	8	89	27:07
S 15	v NYJ	1	8	5	125	1	0	6	59	20:48
S 25	v ARI	2	39	3	38	3	0	9	75	26:00
O 2	@ NE	3	18	0	0	0	0	6	60	36:11
O 9	@ LA	2	-2	4	90	1	0	7	60	24:26
O 16	v SF	2	16	0	0	3	2	7	71	35:11
O 23	@ MIA									
O 30	v NE									
N 7	@ SEA									
N 20	@ CIN									
N 27	v JAX									
D 4	@ OAK									
D 11	v PIT									
D 18	v CLE									
D 24	v MIA									
J 1	@ NYJ									
2016 TOTALS		11	100	13	266	8	2	43	414	
AVG. PER GAME			16.7		44.3			7.2	69.0	28:17

2016 GAME-BY-GAME RUSHING

Shaded rows indicates games started

Date	Game	25 LeSEAN McCOY					5 TYROD TAYLOR					35 MIKE GILLISLEE					31 JONATHAN WILLIAMS					
		Att	Yds	Avg	LG	TD	Att	Yds	Avg	LG	TD	Att	Yds	Avg	LG	TD	Att	Yds	Avg	LG	TD	
S 11	@ BAL	16	58	3.6	16	1	5	11	2.2	6	0											
S 15	v NYJ	15	59	3.9	24	0	2	25	12.5	15	0											
S 25	v ARI	17	110	6.5	24	2	9	76	8.4	49	1	3	20	6.7	8	0	3	2	0.7	1	0	
O 2	@ NE	19	70	3.7	9	0	5	28	5.6	14	0	6	30	5.0	16	0						
O 9	@ LA	18	150	8.3	53	0	5	28	5.6	22	0	2	6	3.0	5	1						
O 16	v SF	19	140	7.4	38	3	8	68	8.5	21	0	6	60	10.0	44	1						
O 23	@ MIA																					
O 30	v NE																					
N 7	@ SEA																					
N 20	@ CIN																					
N 27	v JAX																					
D 4	@ OAK																					
D 11	v PIT																					
D 18	v CLE																					
D 24	v MIA																					
J 1	@ NYJ																					
2016 TOTALS		104	587	5.6	53	6	34	236	6.9	49	1	17	116	6.8	44	2	8	23	2.9	7	0	
NFL CAREER		1768	8274	4.7	66	53	165	940	5.7	49	6	70	404	5.8	60	5	8	23	2.9	7	0	
w/BUFFALO		307	1482	4.8	53	9	138	804	5.8	49	5	64	383	6.0	60	5	8	23	2.9	7	0	

Date	Game	3 EJ MANUEL					42 JEROME FELTON					10 ROBERT WOODS					22 REGGIE BUSH					
		Att	Yds	Avg	LG	TD	Att	Yds	Avg	LG	TD	Att	Yds	Avg	LG	TD	Att	Yds	Avg	LG	TD	
S 11	@ BAL																					
S 15	v NYJ	2	2	1.0	2	0																
S 25	v ARI																					
O 2	@ NE																					
O 9	@ LA						1	2	2.0	2	0											
O 16	v SF	3	11	3.7	8	0	1	6	6.0	6	1											
O 23	@ MIA																					
O 30	v NE																					
N 7	@ SEA																					
N 20	@ CIN																					
N 27	v JAX																					
D 4	@ OAK																					
D 11	v PIT																					
D 18	v CLE																					
D 24	v MIA																					
J 1	@ NYJ																					
2016 TOTALS		5	13	2.6	8	0	2	8	4.0	6	1	1	6	6.0	6	0	6	5	0.8	5	0	
NFL CAREER		91	315	3.5	19	4	49	173	3.5	21	1	4	22	5.5	13	0	1280	5498	4.3	76	35	
w/BUFFALO		91	315	3.5	19	4	3	10	3.3	6	1	7	22	3.1	13	0	6	5	0.8	5	0	

Date	Game	15 BRANDON TATE				
		Att	Yds	Avg	LG	TD
S 11	@ BAL					
S 15	v NYJ					
S 25	v ARI					
O 2	@ NE	1	4	4.0	4	0
O 9	@ LA					
O 16	v SF					
O 23	@ MIA					
O 30	v NE					
N 7	@ SEA					
N 20	@ CIN					
N 27	v JAX					
D 4	@ OAK					
D 11	v PIT					
D 18	v CLE					
D 24	v MIA					
J 1	@ NYJ					
2016 TOTALS		1	4	4.0	4	0
NFL CAREER		11	98	8.9	22	0
w/BUFFALO		1	4	4.0	4	0

2016 GAME-BY-GAME PASSING

		5 TYROD TAYLOR										
Date	Game	GP	GS	Att	Com	Pct.	Yds	LG	TD	INT	Sck / Yds	Rate
S 11	@ BAL	❖	❖	22	15	68.2	111	33	0	0	2 - 16	79.9
S 15	v NYJ	❖	❖	30	18	60.0	297	84 t	3	1	0 - 0	112.8
S 25	v ARI	❖	❖	25	14	56.0	119	28	0	1	4 - 31	51.9
O 2	@ NE	❖	❖	39	27	69.2	246	23	1	0	2 - 2	94.6
O 9	@ LA	❖	❖	23	12	52.2	124	29	2	0	2 - 12	97.0
O 16	v SF	❖	❖	26	17	65.4	179	30 t	2	0	3 - 0	110.9
O 23	@ MIA											
O 30	v NE											
N 7	@ SEA											
N 20	@ CIN											
N 27	v JAX											
D 4	@ OAK											
D 11	v PIT											
D 18	v CLE											
D 24	v MIA											
J 1	@ NYJ											
2016 TOTALS		6	6	165	103	62.4	1076	84 t	8	2	13 - 61	92.4
NFL CAREER		34	20	580	364	62.8	4310	84 t	28	10	54 - 306	94.3
w/BUFFALO		20	20	545	345	63.3	4111	84 t	28	8	49 - 273	97.3

		3 EJ MANUEL										
Date	Game	GP	GS	Att	Com	Pct.	Yds	LG	TD	INT	Sck / Yds	Rate
S 11	@ BAL											
S 15	v NYJ	❖		1	1	100.0	10	10	0	0	0 - 0	108.3
S 25	v ARI											
O 2	@ NE											
O 9	@ LA											
O 16	v SF	❖		2	0	0.0	0	0	0	0	0 - 0	39.6
O 23	@ MIA											
O 30	v NE											
N 7	@ SEA											
N 20	@ CIN											
N 27	v JAX											
D 4	@ OAK											
D 11	v PIT											
D 18	v CLE											
D 24	v MIA											
J 1	@ NYJ											
2016 TOTALS		2	0	3	1	33.3	10	10	0	0	0 - 0	43.8
NFL CAREER		24	16	524	309	59.0	3381	80 t	19	15	40 - 248	78.3
w/BUFFALO		24	16	524	309	59.0	3381	80 t	19	15	40 - 248	78.3

		7 CARDALE JONES										
Date	Game	GP	GS	Att	Com	Pct.	Yds	LG	TD	INT	Sck / Yds	Rate
S 11	@ BAL											
S 15	v NYJ											
S 25	v ARI											
O 2	@ NE											
O 9	@ LA											
O 16	v SF											
O 23	@ MIA											
O 30	v NE											
N 7	@ SEA											
N 20	@ CIN											
N 27	v JAX											
D 4	@ OAK											
D 11	v PIT											
D 18	v CLE											
D 24	v MIA											
J 1	@ NYJ											
2016 TOTALS		0	0	0	0	---	0	0	0	0	0 - 0	---
NFL CAREER		29	5	177	96	54.2	1042	42	5	10	17 - 99	57.7
w/BUFFALO		0	0	0	0	---	0	0	0	0	0 - 0	---

2015 GAME-BY-GAME PASSING (cont.)

Date	Game	OPPONENTS										
		Passer	Att	Comp	Pct.	Yds	LG	TD	INT	Sck /	Yds	Rate
S 11	@ BAL	Flacco	33	22	66.7	258	66 t	1	0	4 -	33	100.3
S 15	v NYJ	Fitzpatrick	34	24	70.6	374	37	1	0	1 -	4	116.5
S 25	v ARI	Palmer	50	26	52.0	287	25	0	4	5 -	27	36.0
O 2	@ NE	Brissett	27	17	63.0	205	58	0	0	3 -	18	86.2
O 9	@ LA	Keenum	31	21	67.7	271	31	0	2	4 -	28	68.1
O 16	v SF	Kaepernick	29	13	44.8	187	53 t	1	0	3 -	20	77.8
O 23	@ MIA											
O 30	v NE											
N 7	@ SEA											
N 20	@ CIN											
N 27	v JAX											
D 4	@ OAK											
D 11	v PIT											
D 18	v CLE											
D 24	v MIA											
J 1	@ NYJ											
2016 TOTALS			204	123	60.3	1582	66 t	3	6	20 -	130	77.3

2016 GAME-BY-GAME RECEIVING

Shaded rows indicates games started

Date	Game	10 ROBERT WOODS					85 CHARLES CLAY					25 LeSEAN McCOY					88 MARQUISE GOODWIN						
		Rec	Yds	Avg	LG	TD	Rec	Yds	Avg	LG	TD	Rec	Yds	Avg	LG	TD	Rec	Yds	Avg	LG	TD		
S 11	@ BAL	4	20	5.0	9	0	2	40	20.0	33	0	4	12	3.0	5	0	--- INACTIVE ---						
S 15	v NYJ	1	10	10.0	10	0	5	27	5.4	11	0	4	31	7.8	10	0	2	112	56.0	84	t	1	
S 25	v ARI	6	51	8.5	24	0	---					3	6	2.0	3	0	1	6	6.0	6	0		
O 2	@ NE	7	89	12.7	23	0	5	47	9.4	15	0	6	38	6.3	13	1	1	12	12.0	12	0		
O 9	@ LA	2	26	13.0	17	0	5	73	14.6	29	0	2	8	4.0	5	0	2	13	6.5	7	1		
O 16	v SF	5	44	8.8	18	1	5	52	10.4	20	0	2	2	1.0	2	0	2	22	11.0	16	0		
O 23	@ MIA																						
O 30	v NE																						
N 7	@ SEA																						
N 20	@ CIN																						
N 27	v JAX																						
D 4	@ OAK																						
D 11	v PIT																						
D 18	v CLE																						
D 24	v MIA																						
J 1	@ NYJ																						
2016 TOTALS		25	240	9.6	24	1	22	239	10.9	33	0	21	97	4.6	13	1	8	165	20.6	84	t	2	
NFL CAREER		177	2078	11.7	57	12	234	2576	11.0	67	17	353	2671	7.6	70	13	28	514	18.4	84	t	5	
w/BUFFALO		177	2078	11.7	57	12	73	767	10.5	40	t	3	53	389	7.3	22	3	28	514	18.4	84	t	5

Date	Game	19 WALTER POWELL					14 SAMMY WATKINS					84 NICK O'LEARY					11 GREG SALAS					
		Att	Yds	Avg	LG	TD	Rec	Yds	Avg	LG	TD	Rec	Yds	Avg	LG	TD	Rec	Yds	Avg	LG	TD	
S 11	@ BAL	--- INACTIVE ---					4	43	10.8	19	0	---					---					
S 15	v NYJ	---					2	20	10.0	11	0	---					4	89	22.3	71	t	1
S 25	v ARI	3	28	9.3	14	0	--- INACTIVE ---					1	28	28.0	28	0	--- INACTIVE ---					
O 2	@ NE	4	22	5.5	11	0	--- INJURED RESERVE ---					2	20	10.0	17	0	--- INACTIVE ---					
O 9	@ LA	---					--- INJURED RESERVE ---					---					--- INJURED RESERVE ---					
O 16	v SF	---					--- INJURED RESERVE ---					---					--- INJURED RESERVE ---					
O 23	@ MIA																					
O 30	v NE																					
N 7	@ SEA																					
N 20	@ CIN																					
N 27	v JAX																					
D 4	@ OAK																					
D 11	v PIT																					
D 18	v CLE																					
D 24	v MIA																					
J 1	@ NYJ																					
2016 TOTALS		7	50	7.1	14	0	6	63	10.5	19	0	5	77	15.4	28	0	4	89	22.3	71	t	1
NFL CAREER		7	50	7.1	14	0	131	2092	16.0	84	15	6	114	19.0	37	0	50	704	14.1	71	t	1
w/BUFFALO		7	50	7.1	14	0	131	2092	16.0	84	15	6	114	19.0	37	0	7	130	18.6	71	t	1

Date	Game	35 MIKE GILLISLEE					17 JUSTIN HUNTER					42 JEROME FELTON					
		Rec	Yds	Avg	LG	TD	Rec	Yds	Avg	LG	TD	Rec	Yds	Avg	LG	TD	
S 11	@ BAL	1	-4	-4.0	-4	0	--- WITH MIAMI ---					--- NOT WITH TEAM ---					
S 15	v NYJ	1	18	18.0	18	t	1	18	18.0	18	t	1	---				
S 25	v ARI	---					--- WITH MIAMI ---					---					
O 2	@ NE	1	13	13.0	13	0	--- WITH MIAMI ---					---					
O 9	@ LA	---					1	4	4.0	4	t	1	---				
O 16	v SF	---					1	30	30.0	30	t	1	---				
O 23	@ MIA																
O 30	v NE																
N 7	@ SEA																
N 20	@ CIN																
N 27	v JAX																
D 4	@ OAK																
D 11	v PIT																
D 18	v CLE																
D 24	v MIA																
J 1	@ NYJ																
2016 TOTALS		3	27	9.0	18	t	2	34	17.0	30	t	2	1	2	2.0	2	0
NFL CAREER		9	56	6.2	18	t	70	1150	16.4	75	t	10	45	366	8.1	27	0
w/BUFFALO		9	56	6.2	18	t	2	34	17.0	30	t	2	2	14	7.0	12	0

2016 GAME-BY-GAME PUNTING

		6 COLTON SCHMIDT															
Date	Game	No	Gross		Net		Ret		In 20	LG	Blk	Punt Sequence					
			Yds	Avg	Avg.	TB	Yds	Outcome/Return									
S 11	@ BAL	7	313	44.7	41.7	1	1	3	50	0	50	39	49	46	49	37	43
											8	ob	ob	fc	tb	ob	-7
S 15	v NYJ	3	118	39.3	39.3	0	0	1	45	0	33	40	45				
											d	ob	fc				
S 25	v ARI	5	178	35.6	33.2	0	12	1	45	0	45	39	26	43	25		
											12	fc	ob	d	fc		
O 2	@ NE	4	163	40.8	39.8	0	4	0	48	0	43	48	35	37			
											5	-l	0	0			
O 9	@ LA	6	276	46.0	45.7	0	2	4	58	0	45	52	58	39	32	50	
											ob	5	ob	-3	d	ob	
O 16	v SF	3	152	50.7	40.0	1	12	1	54	0	54	49	49				
											12	ob	tb				
O 23	@ MIA																
O 30	v NE																
N 7	@ SEA																
N 20	@ CIN																
N 27	v JAX																
D 4	@ OAK																
D 11	v PIT																
D 18	v CLE																
D 24	v MIA																
J 1	@ NYJ																
2015 TOTALS		28	1200	42.9	40.3	2	31	10	58	0							
NFL CAREER		196	8689	44.3	40.0	11	630	63	67	0							
w/BUFFALO		196	8689	44.3	40.0	11	630	63	67	0							

2016 GAME-BY-GAME KICKING

Date	Game	2 DAN CARPENTER										4 J. GAY			6 C.SCHMIDT		
		Pts.	---PAT---		---FG---		LG	FG Sequence	KO	EZ	TB	KO	EZ	TB	KO	EZ	TB
S 11	@ BAL	1	1	1	0	1	--	49wr				2	2	0			
S 15	v NYJ	7	4	4	1	1	39	39G	6	1	1	--- INACTIVE ---					
S 25	v ARI	9	3	4	2	2	45	19G, 45G				7	6	5	1	0	0
O 2	@ NE	10	1	1	3	4	44	34G, 43G, 47lu, 44G	5	5	3	--- RELEASED, 9/27 ---					
O 9	@ LA	6	3	4	1	1	23	23G	5	4	1						
O 16	v SF	9	6	6	1	1	40	40G	8	5	4						
O 23	@ MIA																
O 30	v NE																
N 7	@ SEA																
N 20	@ CIN																
N 27	v JAX																
D 4	@ OAK																
D 11	v PIT																
D 18	v CLE																
D 24	v MIA																
J 1	@ NYJ																
2016 TOTALS		42	18	20	8	10	45		24	15	9	9	8	5	1	0	0
			90.0%		80.0%												
NFL CAREER		944	269	279	225	266	60		468	140		167	97		3	0	
			96.4%		84.6%												
W/BUFFALO		409	115	124	98	111	55		111	43		167	97				
			92.7%		88.3%												

Date	Game	OPPONENTS										Kicker	KO	EZ	TB
		Pts.	---PAT---		---FG---		LG	FG Sequence							
S 11	@ BAL	7	1	1	2	2	50	50G, 37G	Tucker	4	3	3			
S 15	v NYJ	13	4	4	3	3	36	28G, 29G, 36G	Folk	8	5	3			
S 25	v ARI	4	1	2	1	1	60	60G	Catanzaro	4	2	1			
O 2	@ NE	0	0	0	0	0	--	48wr	Gostkowski	1	1	1			
O 9	@ LA	13	1	1	4	4	54	37G, 32G, 54G, 22G	Zuerlein	6	5	2			
O 16	v SF	10	1	1	3	3	48	33G, 48G, 47G	Dawson						
									Pinion	5	5	5			
O 23	@ MIA														
O 30	v NE														
N 7	@ SEA														
N 20	@ CIN														
N 27	v JAX														
D 4	@ OAK														
D 11	v PIT														
D 18	v CLE														
D 24	v MIA														
J 1	@ NYJ														
2016 TOTALS		47	8	9	13	13	60			28	21	15			
			88.9%		100.0%										

2016 GAME-BY-GAME PUNT RETURNS

Date	Game	15 BRANDON TATE						22 REGGIE BUSH										
		No	Yds	Avg	LG	FC	TD	No	Yds	Avg	LG	FC	TD					
S 11	@ BAL	1	21	21.0	21	0	0											1
S 15	v NYJ	1	8	8.0	8	1	0											
S 25	v ARI	2	39	19.5	31	0	0											
O 2	@ NE	3	18	6.0	18	2	0											
O 9	@ LA	2	-2	-1.0	0	0	0											
O 16	v SF	2	16	8.0	13	1	0											
O 23	@ MIA																	
O 30	v NE																	
N 7	@ SEA																	
N 20	@ CIN																	
N 27	v JAX																	
D 4	@ OAK																	
D 11	v PIT																	
D 18	v CLE																	
D 24	v MIA																	
J 1	@ NYJ																	
2016 TOTALS		11	100	9.1	31	4	0	0	0	---	0	1	0					
NFL CAREER		165	1515	9.2	56	73	1	100	781	7.8	71	18	4					
w/BUFFALO		11	100	9.1	31	4	0	0	0	---	0	1	0					

2016 GAME-BY-GAME DEFENSIVE STATS (DEF. BACKS cont.)

Shaded rows indicates games started

Date	Game	33 COLT ANDERSON										36 JONATHAN MEEKS									
		TT	UT	AT	Sacks	Yds	Int	Yds	TD	FF	FR	TT	UT	AT	Sacks	Yds	Int	Yds	TD	FF	FR
S 11	@ BAL	--- INACTIVE ---																			
S 15	v NYJ	--- INACTIVE ---																			
S 25	v ARI	--- INACTIVE ---																			
O 2	@ NE	0	0	0							0	0	0								
O 9	@ LA	0	0	0							0	0	0								
O 16	v SF	--- INJURED RESERVE ---																			
O 23	@ MIA																				
O 30	v NE																				
N 7	@ SEA																				
N 20	@ CIN																				
N 27	v JAX																				
D 4	@ OAK																				
D 11	v PIT																				
D 18	v CLE																				
D 24	v MIA																				
J 1	@ NYJ																				
2016 TOTALS		0	0	0	0.0	0.0	0	0	0	0	0	0	0	0.0	0.0	0	0	0	0	0	
NFL CAREER		48	38	10	0.0	0.0	1	4	0	0	3	0	3	0.0	0.0	0	0	0	0	0	
		(LG: 4)																			
w/BUFFALO		0	0	0	0.0	0.0	0	0	0	0	3	0	3	0.0	0.0	0	0	0	0	0	

2016 GAME-BY-GAME DEFENSIVE STATS (LINEBACKERS)

Shaded rows indicates games started

		49 BRYSON ALBRIGHT								50 RAMON HUMBER								51 BRANDON SPIKES																					
Date	Game	TT	UT	AT	Sacks	Yds	Int	Yds	TD	FF	FR	TT	UT	AT	Sacks	Yds	Int	Yds	TD	FF	FR	TT	UT	AT	Sacks	Yds	Int	Yds	TD	FF	FR								
S 11	@ BAL											0	0	0									0	0	0														
S 15	v NYJ											0	0	0																									
S 25	v ARI											0	0	0																									
O 2	@ NE											0	0	0																									
O 9	@ LA											0	0	0																									
O 16	v SF											2	2	0																									
O 23	@ MIA																																						
O 30	v NE																																						
N 7	@ SEA																																						
N 20	@ CIN																																						
N 27	v JAX																																						
D 4	@ OAK																																						
D 11	v PIT																																						
D 18	v CLE																																						
D 24	v MIA																																						
J 1	@ NYJ																																						
2016 TOTALS		0	0	0	0.0	0.0	0	0	0	0	0	2	2	0	0.0	0.0	0	0	0	0	0	0	2	0	2	0.0	0.0	0	0	0	0	0	0						
NFL CAREER		0	0	0	0.0	0.0	0	0	0	0	0	143	93	50	3.5	22.5	0	0	0	0	0	0	340	206	134	2.0	3.0	2	8	0	6	1							
w/BUFFALO		0	0	0	0.0	0.0	0	0	0	0	0	2	2	0	0.0	0.0	0	0	0	0	0	0	(LG: 5)						56	33	23	1.0	1.0	0	0	0	1	0	

		52 PRESTON BROWN								53 ZACH BROWN								56 LERENTEE McCRAY																					
Date	Game	TT	UT	AT	Sacks	Yds	Int	Yds	TD	FF	FR	TT	UT	AT	Sacks	Yds	Int	Yds	TD	FF	FR	TT	UT	AT	Sacks	Yds	Int	Yds	TD	FF	FR								
S 11	@ BAL	8	6	2							1	8	4	4									2	1	1														
S 15	v NYJ	16	7	9							1	14	8	6									0	0	0														
S 25	v ARI	4	3	1								12	10	2									0	0	0														
O 2	@ NE	8	4	4							1	17	12	5	1.0	4.0					2		0	0	0														
O 9	@ LA	8	5	3								9	6	3									1	1	0								1						
O 16	v SF	9	6	3								7	4	3	1.0	1.0							1	0	1														
O 23	@ MIA																																						
O 30	v NE																																						
N 7	@ SEA																																						
N 20	@ CIN																																						
N 27	v JAX																																						
D 4	@ OAK																																						
D 11	v PIT																																						
D 18	v CLE																																						
D 24	v MIA																																						
J 1	@ NYJ																																						
2016 TOTALS		53	31	22	0.0	0.0	0	0	0	1	2	67	44	23	2.0	5.0	0	0	0	2	0		4	2	2	0.0	0.0	0	0	0	1	0							
NFL CAREER		75	159	119	0.0	0.0	3	46	1	2	4	67	44	23	2.0	5.0	0	0	0	2	0		23	13	10	1.5	13.5	0	0	0	2	0							
w/BUFFALO		75	159	119	0.0	0.0	3	46	1	2	4	67	44	23	2.0	5.0	0	0	0	2	0		(LG: 43t)						4	2	2	0.0	0.0	0	0	0	1	0	

		57 LORENZO ALEXANDER									
Date	Game	TT	UT	AT	Sacks	Yds	Int	Yds	TD	FF	FR
S 11	@ BAL	3	1	2	0.5	4.5					
S 15	v NYJ	4	4	0	1.0	4.0					1
S 25	v ARI	6	4	2	1.5	4.5					1
O 2	@ NE	4	3	1	1.0	0.0					
O 9	@ LA	6	6	0	3.0	19.0					
O 16	v SF	2	2	0	1.0	12.0					1
O 23	@ MIA										
O 30	v NE										
N 7	@ SEA										
N 20	@ CIN										
N 27	v JAX										
D 4	@ OAK										
D 11	v PIT										
D 18	v CLE										
D 24	v MIA										
J 1	@ NYJ										
2016 TOTALS		25	20	5	8.0	44.0	0	0	0	3	0
NFL CAREER		151	101	50	17.0	106.0	0	0	0	5	2
w/BUFFALO		25	20	5	8.0	44.0	0	0	0	3	0

2016 GAME-BY-GAME DEFENSIVE STATS (DEFENSIVE LINE)

Shaded rows indicates games started

Date	Game	55 JERRY HUGHES									91 LEGER DOUZABLE									92 ADOLPHUS WASHINGTON												
		TT	UT	AT	Sacks	Yds	Int	Yds	TD	FF	FR	TT	UT	AT	Sacks	Yds	Int	Yds	TD	FF	FR	TT	UT	AT	Sacks	Yds	Int	Yds	TD	FF	FR	
S 11	@ BAL	6	5	1	2.0	18.0					2	1	1	1.5	10.5							0	0	0								
S 15	v NYJ	5	3	2							4	1	3									3	1	2								
S 25	v ARI	2	2	0	1.0	6.0					1	1	0									3	1	2								
O 2	@ NE	3	2	1	1.0	14.0					2	0	2									0	0	0								
O 9	@ LA	4	2	2					1		1	1	0									3	3	0	1.0	9.0						
O 16	v SF	4	3	1							4	3	1									1	1	0	1.0	7.0						
O 23	@ MIA																															
O 30	v NE																															
N 7	@ SEA																															
N 20	@ CIN																															
N 27	v JAX																															
D 4	@ OAK																															
D 11	v PIT																															
D 18	v CLE																															
D 24	v MIA																															
J 1	@ NYJ																															
2016 TOTALS		24	17	7	4.0	38.0	0	0	0	1	0	14	7	7	1.5	10.5	0	0	0	0	0	0	10	6	4	2.0	16.0	0	0	0	0	0

NFL CAREER	221	153	68	34.0	253.5	0	0	0	8	2	130	74	56	6.5	43.0	0	0	0	0	0	1	10	6	4	2.0	16.0	0	0	0	0	0
w/BUFFALO	172	120	52	29.0	230.5	0	0	0	8	2	14	7	7	1.5	10.5	0	0	0	0	0	0	10	6	4	2.0	16.0	0	0	0	0	0

Date	Game	94 JEREL WORTHY									95 KYLE WILLIAMS									97 CORBIN BRYANT												
		TT	UT	AT	Sacks	Yds	Int	Yds	TD	FF	FR	TT	UT	AT	Sacks	Yds	Int	Yds	TD	FF	FR	TT	UT	AT	Sacks	Yds	Int	Yds	TD	FF	FR	
S 11	@ BAL	2	0	2							4	3	1									3	1	2								
S 15	v NYJ	1	0	1							5	4	1									1	1	0								
S 25	v ARI	1	0	1							4	2	2	1.5	7.5							2	1	1								
O 2	@ NE	0	0	0							3	0	3									2	0	2								
O 9	@ LA	2	2	0							4	3	1									1	1	0								
O 16	v SF	1	1	0							3	2	1									1	1	0								
O 23	@ MIA																															
O 30	v NE																															
N 7	@ SEA																															
N 20	@ CIN																															
N 27	v JAX																															
D 4	@ OAK																															
D 11	v PIT																															
D 18	v CLE																															
D 24	v MIA																															
J 1	@ NYJ																															
2016 TOTALS		7	3	4	0.0	0.0	0	0	0	0	0	23	14	9	1.5	7.5	0	0	0	0	0	0	10	5	5	0.0	0.0	0	0	0	0	0

NFL CAREER	22	14	8	2.5	18.5	0	0	0	1	0	583	355	228	37.0	229.0	1	2	0	3	4	83	43	40	2.5	13.0	0	0	0	1	0
w/BUFFALO	7	3	4	0.0	0.0	0	0	0	0	0	583	355	228	37.0	229.0	1	2	0	3	4	83	43	40	2.5	13.0	0	0	0	1	0

(L.G: 2)

Date	Game	99 MARCELL DAREUS									
		TT	UT	AT	Sacks	Yds	Int	Yds	TD	FF	FR
S 11	@ BAL										
S 15	v NYJ										
S 25	v ARI										
O 2	@ NE										
O 9	@ LA										
O 16	v SF										
O 23	@ MIA										
O 30	v NE										
N 7	@ SEA										
N 20	@ CIN										
N 27	v JAX										
D 4	@ OAK										
D 11	v PIT										
D 18	v CLE										
D 24	v MIA										
J 1	@ NYJ										
2016 TOTALS		0	0	0	0.0	0.0	0	0	0	0	0

NFL CAREER	252	178	75	30.5	186.5	0	0	0	2	2
w/BUFFALO	252	178	75	30.5	186.5	0	0	0	2	2

2016 BIG PLAYS

BILLS BIG PLAYS

◀ or ◀◀ or ◀◀◀ Indicates plays on same drive

Date	Game	BILLS 10+ YARD RUSHES			BILLS 20+ YARD PASSES				
		Gain, Player	Qtr.	Drive Result	Gain, Player	Qtr.	Drive Result		
S 11	@ BAL	16, McCoy	2	◀	TD-R	33, Taylor-Clay	2	◀	TD-R
		13, McCoy	2	◀	TD-R				
S 15	v NYJ	15, Taylor	2	◀	Punt	84t, Taylor-Goodwin	1		TD-P
		10, McCoy	2	◀	Punt	71t, Taylor-Salas	3		TD-P
		24, McCoy	4		Downs	28, Taylor-Woods (10)/Goodwin (18)	4		Game
		10, Taylor	4		TD-R				
S 25	v ARI	49, Taylor	1	◀	FG	24, Taylor-Woods	1	◀◀	TD-R
		17, McCoy	1	◀	FG	28, Taylor-O'Leary	4		Punt
		24t, McCoy	1	◀◀	TD-R				
		18, McCoy	2	◀	TD-R				
		10, Taylor	2	◀	TD-R				
		20t, Taylor	3		TD-R				
O 2	@ NE	16, Gillislee	1		TD-R	22, Taylor-Woods	2		Punt
		14, Taylor	1		FG	23, Taylor-Woods	3		FGA
		11, Gillislee	2		FG				
O 9	@ LA	15, McCoy	1	◀	TD-P	29, Taylor-Clay	1	◀	TD-P
		22, Taylor	1	◀	TD-P				
		53, McCoy	2		TD-R				
		17, McCoy	2		FG				
		13, McCoy	3		Punt				
		24, McCoy	4		TD-P				
O 16	v SF	16, McCoy	1		Fumble	20, Taylor-Clay	1		TD-R
		38, McCoy	2	◀	TD-R	23, Taylor-O'Leary	3	◀	TD-P
		12t, McCoy	2	◀	TD-R	30t, Taylor-Hunter	3	◀	TD-P
		22, McCoy	2	◀◀	FG				
		10, Taylor	2	◀◀	FG				
		18, Taylor	2	◀◀	FG				
		12, McCoy	3	◀	TD-P				
		21, Taylor	4	◀◀	TD-R				
		18t, McCoy	4	◀◀	TD-R				
		44t, Gillislee	4		TD-R				
31 10+ yard rushes				12 20+ yard passes					

OPPONENTS BIG PLAYS

◀ or ◀◀ or ◀◀◀ or ◀◀◀◀ Indicates plays on same drive

Date	Game	OPPONENTS 10+ YARD RUSHES			OPPONENTS 20+ YARD PASSES				
		Gain, Player	Qtr.	Drive Result	Gain, Player	Qtr.	Drive Result		
S 11	@ BAL	10, West	2	◀	TD-P	35, Flacco-Perriman	1		FG
		11, Wallace	4		Game	66t, Flacco-Wallace	2	◀	TD-P
S 15	v NYJ	10, Fitzpatrick	1	◀	FG	27, Flacco-Pitta	4		FG
		10, Forte	3	◀◀◀	TD-R	34, Fitzpatrick-Enunwa	1	◀	FG
		11, Forte	3	◀◀◀	TD-R	24, Fitzpatrick-Decker	1		FG
		12t, Forte	4	◀◀	TD-R	37, Fitzpatrick-Marshall	2		TD-R
S 25	v ARI	11, D.Johnson	2		TD-R	21, Fitzpatrick-Enunwa	2	◀◀	TD-P
		13, D.Johnson	3		Fumble	21, Fitzpatrick-Marshall	2	◀◀	TD-P
		22t, D.Johnson	3		TD-R	27, Fitzpatrick-Marshall	4	◀	FG
O 2	@ NE	11, Blount	3		FGA	35, Fitzpatrick-Decker	4	◀	FG
		10, Brissett	3		Punt	27, Fitzpatrick-Decker	4	◀◀	TD-R
		16, Blount	4		Downs	23, Palmer-Ja.Brown	4		INT
O 9	@ LA	12, Gurley	2		TD-R	25, Palmer-Floyd	4		INT
		16, Gurley	3		FG	58, Brissett-Bennett	2		Fumble
O 16	v SF	11, Hyde	2	◀	TD-P	24, Keenum-Gurley	1		FG
		11, Kaepernick	2	◀◀	FG	28, Keenum-Britt	1		Fumble
		15, Hyde	2	◀◀	FG	31, Keenum-Austin	2		FG
		10, Kaepernick	3		Punt	21, Keenum-Kendricks	3		INT
		29, Kaepernick	3		Downs	31, Keenum-Quick	4	◀	FG
						26, Keenum-M.Brown	4	◀	FG
				53t, Kaepernick-T.Smith	2		TD-P		
19 10+ yard rushes				21 20+ yard passes					

2016 GOAL TO GO

OFFENSE						DEFENSE					
Date	Opponent	#	Qtr.	Result	(pts)	Date	Opponent	#	Qtr.	Result	(pts)
9/11	BAL	1	2	TD	7	9/15	NYJ	1	2	TD	7
9/25	ARZ	2	1	FG	3	9/15	NYJ	2	2	TD	7
9/25	ARZ	3	2	TD	7	9/15	NYJ	3	3	TD	7
10/2	NE	4	1	TD	7	9/25	ARZ	4	2	TD	7
10/9	LA	5	1	TD	7	10/9	LA	5	2	TD	7
10/9	LA	6	2	TD	7	10/9	LA	6	4	FG	3
10/9	LA	7	2	FG	3						
10/9	LA	8	4	TD	7						
10/16	SF	9	1	TD	7						
10/16	SF	10	4	TD	7						

2016 Breakdown: 10 times inside
8 touchdowns
2 Field Goals

Scoring Percentage: 100% (10 of 10)
Failed to Score: N/A
TD Percentage: 80% (8 of 10)
FG Percentage: 20% (2 of 10)

2016 Breakdown: 6 times inside
5 touchdowns
1 Field Goals

Scoring Percentage: 100% (6 of 6)
Failed to Score: N/A
TD Percentage: 83% (5 of 6)
FG Percentage: 17% (1 of 6)

2016 INSIDE THE 20

OFFENSE						DEFENSE					
Date	Opponent	#	Qtr.	Result	(pts)	Date	Opponent	#	Qtr.	Result	(pts)
9/11	BAL	1	2	TD	(7)	9/11	BAL	1	4	FG	(3)
9/15	NYJ	2	4	TD	(7)	9/15	NYJ	2	1	FG	(3)
9/25	ARZ	3	1	FG	(3)	9/15	NYJ	3	1	FG	(3)
9/25	ARZ	4	2	TD	(7)	9/15	NYJ	4	2	TD	(7)
10/2	NE	5	1	TD	(7)	9/15	NYJ	5	2	TD	(7)
10/2	NE	6	2	FG	(7)	9/15	NYJ	6	3	TD	(7)
10/9	LA	7	1	TD	(7)	9/15	NYJ	7	4	FG	(3)
10/9	LA	8	2	TD	(7)	9/15	NYJ	8	4	TD	(7)
10/9	LA	9	2	FG	(3)	9/25	ARZ	9	2	TD	(7)
10/9	LA	10	4	TD	(7)	9/25	ARZ	10	3	FUM	(0)
10/9	LA	11	4	End of Game	(0)	9/25	ARZ	11	4	INT	(0)
10/16	SF	12	1	TD	(7)	10/2	NE	12	2	FUM	(0)
10/16	SF	13	2	TD	(7)	10/9	LA	13	1	FG	(3)
10/16	SF	14	4	TD	(7)	10/9	LA	14	2	FG	(3)
10/16	SF	15	4	TD	(7)	10/9	LA	15	2	TD	(7)
						10/9	LA	16	4	FG	(3)
						10/16	SF	17	1	FG	(3)
						10/16	SF	18	4	Downs	(0)

2016 Breakdown:	15 times inside 11 Touchdowns 3 field goals	2016 Breakdown:	18 times inside 6 touchdowns 8 field goals
Scoring Percentage:	93% (14 of 15)	Scoring Percentage:	78% (14 of 18)
Failed to Score:	7% (1 of 15)	Failed to Score:	22% (5 of 18)
TD Percentage:	73% (11 of 15)	TD Percentage:	33% (6 of 18)
FG Percentage:	20% (3 of 15)	FG Percentage:	44% (8 of 18)

THE LAST TIME...

PUNT RETURNED FOR A TD

By Bills: Marcus Thigpen vs. Green Bay Packers 12/14/14 (75 yards)
By Opponent: Travis Benjamin at Cleveland Browns, 10/3/13 (79 yards)

KICKOFF RETURNED FOR A TD

By Bills: CJ Spiller vs. Miami Dolphins 9/14/14 (102+ yards)
By Opponent: Marcus Thigpen vs. Miami Dolphins, 11/15/12 (96 yards)

INTERCEPTION RETURNED FOR A TD

By Bills: Nickell Robey-Coleman (41 yards) at LA Rams, 10/9/16
By Opponent: Telvin Smith (26 yards) at Jacksonville Jaguars, 10/25/15

AT LEAST TWO INTERCEPTIONS IN A GAME

By Bills: Nickell Robey-Coleman (2) at LA Rams, 10/9/16
By Opponent: Lavonte David (2) at Tampa Bay Buccaneers, 12/8/13

FUMBLE RETURNED FOR A TD

By Bills: Aaron Williams (53 yards) vs Arizona Cardinals, 9/25/16
By Opponent: Chris Clemons (6 yards) at Jacksonville Jaguars,
10/25/15

PUNT BLOCKED

By Bills: Boobie Dixon vs. New York Jets 11/24/14
By Opponent: Chris Clemons at Miami Dolphins, 11/20/11

PUNT BLOCK RETURNED FOR A TD

By Bills: Manny Lawson vs. N.Y. Jets 11/24/14 (in end zone - Boobie Dixon blocked Ryan Quigley's punt)
By Opponent: Lex Hilliard at Miami Dolphins, 11/20/11 (in end zone – Chris Clemons blocked P Brian Moorman's punt)

FIELD GOAL BLOCKED

By Bills: Mario Williams vs. Green Bay Packers, 12/14/14
By Opponent: Joe Haden vs. Cleveland Browns, 11/30/14

FIELD GOAL BLOCK RETURNED FOR TD

By Bills: Cornelius Bennett vs. Denver Broncos, 9/30/90 (80 yards after Nate Odomes blocked David Treadwell's att.)
By Opponent: Lemar Parrish, Cincinnati Bengals, 11/8/70 (83 yards after Ken Riley blocked Grant Guthrie's att.)

EXTRA POINT BLOCKED

By Bills: Alex Carrington at San Diego Chargers, 12/11/11
By Opponent: Cam Thomas at LA, 10/9/16

EXTRA POINT MISSED

By Bills: Missed – Dan Carpenter vs. Arizona Cardinals, 9/25/16 (wide right)
By Opponent: Missed- Nick Novak vs. Houston Texans, 12/6/15 (wide right)

TWO POINT CONVERSION ATTEMPTED and SUCCESSFUL

By Bills: Tyrod Taylor run at Washington Redskins, 12/20/15
By Opponent: Jonathan Grimes run vs. Houston Texans, 12/6/15

TWO POINT CONVERSION FAILED

By Bills: Tyrod Taylor is sacked at Kansas City, 11/29/15
By Opponent: Carson Palmer pass failed vs Arizona Cardinals, 9/25/16

SAFETY RECORDED

By Bills: Ryan Tannehill fumble out of bound in end zone for a Safety vs. Miami Dolphins, 11/8/15
By Opponent: LeSean McCoy tackled in the end zone for a safety vs Arizona Cardinals, 9/25/16

100 YARD INDIVIDUAL RUSHING GAME

By Bills: LeSean McCoy (140) vs San Francisco, 10/16/16
By Opponent: Matt Forte (100) vs New York Jets, 9/15/16

THE LAST TIME...

200 YARD INDIVIDUAL RUSHING GAME

By Bills: Fred Jackson (212 yards) vs. Indianapolis Colts, 1/3/10
By Opponent: Reggie Bush (203 yards) vs. Miami Dolphins, 12/18/11

TWO 100 YARD RUSHERS IN THE SAME GAME

By Bills: LeSean McCoy (112) & Karlos Williams (110) vs. Miami Dolphins 11/8/15
By Opponent: Stevan Ridley (106 yards) and Brandon Bolden (137 yards) vs. New England Patriots, 9/30/12

100 YARD INDIVIDUAL RECEIVING GAME

By Bills: Sammy Watkins (136) vs. New York Jets, 1/3/16
By Opponent: Brandon Marshall (126) vs. New York Jets, 1/3/16

200 YARD INDIVIDUAL RECEIVING GAME

By Bills: Lee Evans (265 yards) at Houston Texans, 11/19/06
By Opponent: Wes Welker (217 yards) vs. New England Patriots, 9/25/11

TWO 100 YARD RECEIVERS IN THE SAME GAME

By Bills: Steve Johnson (158 yards) and Lee Evans (105 yards) at Baltimore Ravens, 10/24/10
By Opponent: Eric Decker (126) and Brandon Marshall (101) vs New York Jets, 9/15/16

300+ YARD INDIVIDUAL PASSING GAME

By Bills: Kyle Orton (329) at Oakland Raiders, 12/21/14
By Opponent: Ryan Fitzpatrick (374) vs New York Jets, 9/15/16

FIVE TOUCHDOWNS RUSHING

By Bills: Cookie Gilchrist vs. New York Titans, 12/8/63
By Opponent: Never accomplished

AT LEAST FOUR TOUCHDOWNS RUSHING

By Bills: Willis McGahee at Seattle Seahawks, 11/28/04
By Opponent: Clarence Williams at San Diego Chargers, 9/16/79

AT LEAST THREE TOUCHDOWNS RUSHING

By Bills: LeSean McCoy (3) vs San Francisco, 10/16/16
By Opponent: Matt Forte (3) vs New York Jets, 9/15/16

AT LEAST TWO TOUCHDOWNS RUSHING

By Bills: LeSean McCoy (3) vs San Francisco, 10/16/16
By Opponents: C.J. Anderson (3) at Denver Broncos, 12/7/14

FOUR TD RECEPTIONS

By Bills: Don Beebe vs. Pittsburgh Steelers, 9/8/91
By Opponents: Randy Moss vs. New England Patriots, 11/18/07

AT LEAST THREE TD RECEPTIONS

By Bills: Steve Johnson at Cincinnati Bengals, 11/21/10
By Opponents: Marvin Harrison at Indianapolis Colts, 9/23/01

AT LEAST TWO TD RECEPTIONS

By Bills: Sammy Watkins (2) at Kansas City Chiefs, 11/29/15
By Opponents: R. Gronkowski (2) vs. New England Patriots, 9/20/15

SIX TD PASSES

By Bills: Jim Kelly vs. Pittsburgh Steelers, 9/8/91
By Opponents: Daryle Lamonica at Oakland Raiders, 10/19/69

AT LEAST FIVE TD PASSES

By Bills: Jim Kelly vs. Cincinnati Bengals, 10/21/91
By Opponent: Drew Brees at New Orleans Saints, 10/27/13

THE LAST TIME...

AT LEAST FOUR TD PASSES

By Bills: Kyle Orton (4) at New York Jets, 10/26/14
By Opponent: Kirk Cousins (4) at Washington Redskins, 12/20/15

AT LEAST THREE TD PASSES

By Bills: Tyrod Taylor (3) vs. New York Jets, 9/15/16
By Opponents: Tom Brady (3) vs. New England Patriots, 9/20/15

AT LEAST THREE SACKS

By Bills: (3.0) Lorenzo Alexander at LA Rams, 10/9/16
By Opponent: (3.0) C. Jones vs. New England Patriots, 09/20/15

LAST OVERTIME GAME

By Bills: 9/7/14 at Chicago Bears (23-20) W

WON IN OVERTIME

By Bills: 9/7/14 at Chicago Bears (23-20)
By Opponent: 12/1/13 vs. Atlanta Falcons (31-34)

SHUTOUT RECORDED

By Bills: 10/2/16 at New England Patriots (16-0)
By Opponent: 12/28/08 vs. New England Patriots (13-0)

AT LEAST 200-YARDS RUSHING

By Bills: 312 vs. San Francisco, 10/16/16
By Opponent: 267 at New England Patriots, 12/29/13

AT LEAST 300-YARDS RUSHING

By Bills: 312 vs. San Francisco, 10/16/16
By Opponent: 311 at San Francisco, 10/7/12

AT LEAST 400 NET YARDS PASSING

By Bills: 437 at Minnesota Vikings, 9/15/02
By Opponent: 451 vs. New England Patriots, 09/20/15

AT LEAST 300 NET YARDS PASSING

By Bills: 307 vs New York Jets, 9/15/16
By Opponent: 374 vs New York Jets, 9/15/16

AT LEAST 500 TOTAL YARDS

By Bills: 514 at Baltimore Ravens, 10/24/10
By Opponent: 493 vs New York Jets, 9/15/16

AT LEAST 400 TOTAL YARDS

By Bills: 491 vs. San Francisco, 10/16/16
By Opponent: 431 at Washington Redskins, 12/20/15

50 OR MORE POINTS

By Bills: 54 at Kansas City Chiefs, 11/23/08
By Opponent: 52 vs. New England Patriots, 9/30/12

40 OR MORE POINTS

By Bills: 45 vs San Francisco, 10/16/16
By Opponent: 40 New England Patriots, 09/20/15

SCORED A TOUCHDOWN ON OFFENSE, DEFENSE AND SPECIAL TEAMS

By Bills: at Denver Broncos, 12/24/11 (C. Spiller rushing TD, J. Byrd interception return, L. McKelvin punt return)
By Opponent: at Cleveland Browns 10/3/13 (Josh Gordon receiving TD, T.J. Ward interception return, Travis Benjamin punt return TD)

2016 TURNOVER ANALYSIS

OFFENSIVE TURNOVERS

Date	Opponent	Turnover	Yardline	Qtr.	Result (Pts.)
9/15	NYJ	INT	NYJ 13	4	FG (3)
9/25	ARZ	INT	ARZ 10	2	PUNT (0)
10/16	SF	Fumble	BUF 36	1	FG (3)
10/16	SF	Fumble	BUF 20	4	Downs (0)

DEFENSIVE TURNOVERS

Date	Opponent	Turnover	Yardline	Qtr.	Result (Pts.)
9/11	BAL	Fumble	BAL 47	1	Punt (0)
9/15	NYJ	Fumble	NYJ 33	3	TD (7)
9/25	ARZ	INT	ARZ 30	4	FG (3)
9/25	ARZ	INT	BUF 1	4	Safety (0)
9/25	ARZ	INT	BUF -1	4	Punt (0)
9/25	ARZ	INT	BUF -5	4	End of Game (0)
9/25	ARZ	Fumble	BUF 22	3	TD (7)
10/2	NE	Fumble	BUF 18	2	Punt (0)
10/9	LA	Fumble	BUF 37	1	TD (7)
10/9	LA	INT	LA 41	3	TD (7)
10/9	LA	INT	LA 17	4	End of Game (0)

SPECIAL TEAMS TURNOVERS

Date	Opponent	Turnover	Yardline	Qtr.	Result (Pts.)
10/16	SF	Fumble Recovery	SF 27	1	TD (7)

MISCELLANEOUS TURONVERS

Date	Opponent	Explanation
------	----------	-------------

2016 ETCs

4-2 Regular Season Record
1-1 In AFC East Games
0-1 In AFC North Games
0-0 In AFC South Games
0-0 In AFC West Games
3-0 In NFC Games

2-1 At Home
2-1 On the Road
4-2 Outdoors
0-0 In Domed Stadiums
1-1 On Grass

0-0 In 3-point or less Games
4-2 When Won Coin Toss
0-0 When Lost Coin Toss
2-0 When Scored First
2-2 When Opp. Scored First
0-0 In overtime games

4-1 When Yielding 20 Points or Less

3-1 When Scoring 21 Points or More

4-0 When Led at Halftime
0-2 When Trailing at Halftime
0-0 When Tied at Halftime

4-0 When Led at the End of 3rd Quarter
0-2 When Trailing at the End of 3rd Quarter
0-0 When Tied at the End of 3rd Quarter

3-0 When Buffalo has 100-Yard Rusher

0-1 When Opp. has 100-Yard Rusher

0-1 When Buffalo has 100-Yard Receiver

0-1 When Opp. has 100-Yard Receiver

0-0 When Buffalo has 300-Yard Passer

0-1 When Opp. has 300-Yard Passer

2016 INSTANT REPLAY

Buffalo has challenged 3 plays this season under the NFL's replay system.

Date	Opp.	Explanation	Result
9/11	BAL	Buffalo challenged the runner broke the plane ruling	Upheld
9/15	NYJ	Buffalo challenged the pass completion ruling	Reversed
10/2	NE	Buffalo Challenged the short of the line gain ruling	Reversed

REGULAR SEASON WEEK 1 – Bills 7, Ravens 13
September 11, 2016 – M&T Bank Stadium – 71,104

The Buffalo Bills dropped their 2016 regular season-opener, 13-7, to the Baltimore Ravens at M&T Bank Stadium, falling to 0-1 with the loss.

In his return to Baltimore, second-year starting QB Tyrod Taylor completed 68.2% of his pass attempts amongst five pass-catchers. Bills WR Sammy Watkins hauled in four passes for a team-high 43 yards and TE Charles Clay added four receptions for 40 yards and had Buffalo's largest offensive gain of the day with a 33-yard reception.

Running back LeSean McCoy had a game-high 58 rushing yards and scored Buffalo's lone touchdown on a fourth-and-goal situation in the second quarter.

Defensively, LBs Preston Brown and Zach Brown led the way with eight total tackles while CB Ronald Darby added a team-high seven individual tackles.

Jerry Hughes had a two sack performance and free-agent acquisitions LB Lorenzo Alexander (0.5) and DE Leger Douzable (1.5) rounded out Buffalo's fierce four-sack performance.

Leading the way for the Ravens was QB Joe Flacco, who finished the day 23-for-34 passing for 258 yards with one touchdown. Receiver Mike Wallace scored Baltimore's only touchdown of the contest with a 66-yard pass reception in the second quarter and a pair of Justin Tucker field goals provided enough offense to propel the Ravens.

TEAM	1	2	3	4	Final
BILLS	0	7	0	0	7
RAVENS	3	7	0	3	13

TEAM	QTR.	TIME	SCORING PLAY	DRIVE	SCORE
BAL	1	0:35	J.Tucker 50 yd. Field Goal	9-59, 4:47	0-3
BAL	2	10:11	M.Wallace 66 yd. pass from J.Flacco (J.Tucker kick)	6-85, 2:48)	0-10
BUF	2	3:02	L.McCoy 1 yd. run (D.Carpenter kick)	12-75, 7:09	7-10
BAL	4	5:39	J.Tucker 37 yd. Field Goal	13-59, 5:59	7-13

BUF BAL

First Downs	11	18
Rushes-Yards	24-65	28-83
Net Passing Yards	95	225
Total Net Yards	160	308
Passing (A-C-I)	15-22-0	34-23-0
Sacked by Opp.	2-16	4-33
Punts-Average	7-44.7	3-42.7
Fumbles-Lost	0-0	1-1
Penalties	8-89	6-35
Time of Poss.	27:07	32:53

RUSHING

RAVENS: J. Forsett 10-41; T. West 12-32; M. Wallace 1-11; K. Juszczyk 1-2; J. Flacco 4-minus-3

BILLS: L. McCoy 16-58; T. Taylor 5-11; R. Bush 3-minus-4

PASSING

RAVENS: J. Flacco 23-34, 258 yards, 1 TD

BILLS: T. Taylor 15-22, 111 yards

RECEIVING

RAVENS: S. Smith 5-19; M. Wallace 3-91, 1 TD; D. Pitta 3-39; J. Forsett 3-15; K. Juszczyk 2-21; K. Aiken 2-14; T. West 2-6; B. Perriman 1-35; C. Moore 1-13; C. Gillmore 1-5

BILLS: S. Watkins 4-43; R. Woods 4-20; L. McCoy 4-12; C. Clay 2-40; M. Gillislee 1-minus-4

REGULAR SEASON WEEK 2 – Bills 31, Jets 37
September 15, 2016 – New Era Field – 70,256

The Buffalo Bills lost their home opener 37-31 to the New York Jets in the inaugural game at New Era Field, falling to 0-2 on the season with the loss.

Quarterback Tyrod Taylor threw for a career-best 297 yards and three touchdowns, including an 84 yard touchdown pass to WR Marquise Goodwin, a career-long for both players. Goodwin finished the game with his first 100 yard receiving performance, WR Greg Salas scored on a 71 touchdown reception and hauled in a career-high 89 receiving yards and TE Charles Clay added a team-high five receptions.

On the defensive side of the ball, LB Preston Brown recorded a game-high 16 total tackles, LB Zach Brown added eight solo tackles with 14 total tackles and LB Lorenzo Alexander recorded the game's only sack.

Cornerback Nickell Robey-Coleman recovered a fumble forced by Preston Brown and returned it 36 yards for the game's only defensive touchdown.

New York was led by QB Ryan Fitzpatrick, who completed 24 of his 34 passes for 374 yards and one touchdown. Jets WR Eric Decker caught six passes for 126 yards and one touchdown, WR Brandon Marshall recorded six catches for 101 yards and WR Quincy Enunwa chipped in six receptions for 92 yards. On the ground, Matt Forte led the way with 100 yards rushing and three scores.

TEAM	1	2	3	4	Final
BILLS	7	3	14	7	31
JETS	6	14	7	10	37

TEAM	QTR.	TIME	SCORING PLAY	DRIVE	SCORE
NYJ	1	6:41	N.Folk 28 yd. Field Goal	15-65, 8:19	3-0
BUF	1	5:16	M.Goodwin 84 yd. pass from T.Taylor (D.Carpenter kick)	3-82, 1:25	3-7
NYJ	1	0:00	N.Folk 29 yd. Field Goal	9-75, 5:16	6-7
NYJ	2	11:07	M.Forte 1 yd. run (N.Folk kick)	6-66, 2:15	13-7
NYJ	2	3:53	E.Decker 5 yd. pass from R.Fitzpatrick (N.Folk kick)	7-77, 3:54	20-7
BUF	2	0:05	D.Carpenter 39 yd. Field Goal	13-54, 3:48	20-10
BUF	3	14:09	G.Salas 71 yd. pass from T.Taylor (D.Carpenter kick)	3-75, 0:51	20-17
BUF	3	11:15	N.Robey-Coleman 36 yd. fumble return (D.Carpenter kick)	N/A	20-24
NYJ	3	2:12	M.Forte 3 yd. run (N.Folk kick)	12-84, 6:27	27-24
NYJ	4	10:40	N.Folk 36 yd. Field Goal	8-69, 4:12	30-24
NYJ	4	4:02	M.Forte 12 yd. run (N.Folk kick)	5-56, 3:01	37-24
BUF	4	1:17	M.Gillislee 18 yd. pass from T.Taylor (D.Carpenter kick)	10-75, 2:45	37-31

BUF NYJ

First Downs	16	28
Rushes-Yards	19-86	36-123
Net Passing Yards	307	370
Total Net Yards	393	493
Passing (A-C-I)	19-31-1	34-24-0
Sacked by Opp.	0-0	1-4
Punts-Average	3-39.3	2-41.0
Fumbles-Lost	1-0	2-1
Penalties	6-59	7-50
Time of Poss.	20:48	39:12

RUSHING

JETS: M. Forte 30-100; R. Fitzpatrick 5-21; B. Powell 1-2

BILLS: L. McCoy 15-59; T. Taylor 2-25; E. Manuel 2-2

PASSING

JETS: R. Fitzpatrick 24-34, 374 yards, 1 TD

BILLS: T. Taylor 18-30, 297 yards, 3 TDs; E. Manuel 1-1. 10 yards

RECEIVING

JETS: E. Decker 6-126; B. Marshall 6-101; Q. Enunwa 6-92; J. Marshall 3-45; M. Forte 2-9; B. Powell 1-1

BILLS: M. Goodwin 2-112; G. Salas 4-89; L. McCoy 4-31; C. Clay 5-27; S. Watkins 2-20; M. Gillislee 1-18; R. Woods 1-10

REGULAR SEASON WEEK 3 – Bills 33, Cardinals 18
September 25, 2016 – New Era Field – 68,647

The Buffalo Bills used a powerful rushing attack and a stout defensive performance to top the Arizona Cardinals 33-18 at New Era Field, lifting their record to 1-2 on the season.

Running back LeSean McCoy ran for 110 yards on 17 carries, boasting a 6.5 yards per carry average and having his first multi-touchdown game as a Bill. Quarterback Tyrod Taylor provided 76 yards on the ground, including a 20-yard touchdown run and a team-record 49-yard scamper.

Robert Woods was Buffalo's top receiving option on the day with six catches for 51 yards and fellow receiver Walt Powell recorded his first three career catches for 28 yards.

Defensively, Stephon Gilmore notched two interceptions with Corey Graham and Corey White each picking one off themselves. Lorenzo Alexander finished the day with 1.5 sacks, his third consecutive game with a sack, and was joined by, Graham, Kyle Williams, Jerry Hughes and Lerentee McCray in the sack column. Linebacker Zach Brown recorded 12 total tackles with 10 individual stops and White recorded eight solo tackles and nine combination tackles.

Aaron Williams recovered a fumble on special teams and raced it back 53 yards for the score, resulting in Buffalo's second consecutive game with a fumble returned for a touchdown.

Arizona was paced by running back David Johnson, who ran for 83 yards and two touchdowns and recorded 28 through the air. Quarterback Carson Palmer threw for 287 yards, John Brown had a game-high 70 receiving yards and defensive back Patrick Peterson recorded an interception.

TEAM	1	2	3	4	Final
Bills	10	7	13	4	33
Cardinals	0	7	6	5	18

TEAM	QTR.	TIME	SCORING PLAY	DRIVE	SCORE
Bills	1	3:29	D.Carpenter 19 yd. Field Goal	7-77, 3:51	3-0
Bills	1	0:55	L.McCoy 24 yd. run (D.Carpenter kick)	5-53, 1:30	10-0
Bills	2	10:25	L.McCoy 5 yd. run (D.Carpenter kick)	6-52, 2:51	17-0
Cardinals	2	1:05	D.Johnson 4 yd. run (C.Catanzaro kick)	17-84, 9:20	17-7
Bills	3	10:31	T.Taylor 20 yd. run (kick failed, wr)	6-47, 2:49	23-7
Bills	3	2:25	A.Williams 53 yd. fumble return (D.Carpenter kick)	N/A	30-7
Cardinals	3	0:12	D.Johnson 22 yd. run (pass failed)	6-83, 2:13	30-13
Cardinals	4	10:36	C.Catanzaro 60 yd. Field Goal	5-4, 2:19	30-16
Bills	4	4:48	D.Carpenter 45 yd. Field Goal	4-3, 1:42	33-16
Cardinals	4	3:04	L.McCoy tackled in end zone by C.Peters for a Safety	N/A	33-18

BUF ARZ

First Downs	16	25
Rushes-Yards	32-208	22-88
Net Passing Yards	88	260
Total Net Yards	296	348
Passing (A-C-I)	25-14-1	50-26-4
Sacked by Opp.	4-31	5-27
Punts-Average	6-35.3	5-35.6
Fumbles-Lost	3-0	3-1
Penalties	9-75	8-50
Time of Poss.	26:00	34:00

RUSHING

CARDINALS: D. Johnson 19-83; C.

Johnson 2-5; D. Butler 1-0

BILLS: L. McCoy 17-110; T. Taylor 9-76;

M. Gillislee 3-20; J. Williams 3-2

PASSING

CARDINALS: C. Palmer 26-50, 287

yards, 4 INTs

BILLS: T. Taylor 14-15, 119 yards, 1 INT

RECEIVING

CARDINALS: L. Fitzgerald 7-60; Jo.

Brown 6-70; M. Floyd 4-65; Ja. Brown 3-

49; D. Johnson 3-28; D. Fells 2-15; T.

Niklas 1-0

BILLS: R. Woods 6-51; W. Powell 3-28;

L. McCoy 3-6; N. O'Leary 1-28; M.

Goodwin 1-6

REGULAR SEASON WEEK 4 – Bills 16, Patriots 0
October 2, 2016 – Gillette Stadium – 66, 829

The Buffalo Bills recorded their first road shutout in 26 years to defeat the New England Patriots 16-0 at Gillette Stadium. With the win, Buffalo improves its record to 2-2 on the season.

Buffalo's offense was paced by LeSean McCoy's 108 yards of total offense, including a seven-yard touchdown pass from Tyrod Taylor for the game's only touchdown. McCoy finished the game with 70 rushing yards and six receptions for 38 yards.

Taylor completed a season-high 27 passes on a season-high 39 attempts for 246 yards and added 28 yards on the ground while WR Robert Woods led Buffalo with 89 yards on a game-high seven receptions. Tight end Charles Clay chipped in five receptions for 47 yards.

On the defensive side of the ball, LB Zach Brown recorded a career-high 18 tackles, forced two fumbles and added one sack. Linebackers Jerry Hughes and Lorenzo Alexander each contributed sacks to the shutout and both reached 4.0 sacks on the season, good for third in the NFL. Safety Aaron Williams recorded three passes defended and Preston Brown finished with seven total tackles. With the performance, Zach Brown sits first in the league with 52 tackles and Preston Brown is 10th with 37 tackles.

The New England Patriots were led by tight end Martellus Bennett, whose 58 yard reception in the second quarter sparked his five-reception, 109 yard performance. LeGarrette Blount ran for 54 yards, rookie QB completed 63% of his passes for 205 yards and cornerback Logan Ryan set career-highs with 14 individual tackles and 17 total tackles.

TEAM	1	2	3	4	Final
Bills	7	6	3	0	16
Patriots	0	0	0	0	0

TEAM	QTR.	TIME	SCORING PLAY	DRIVE	SCORE
Bills	1	5:31	L.McCoy 7 yd. pass from T.Taylor (D.Carpenter kick)	12-65, 7:11	7-0
Bills	2	14:49	D.Carpenter 34 yd. Field Goal	10-52, 3:58	10-0
Bills	2	7:46	D.Carpenter 43 yd. Field Goal	12-71, 4:40	13-0
Bills	3	0:28	D.Carpenter 44 yd. Field Goal	11-44, 4:27	16-0

BUF NE

First Downs	24	13
Rushes-Yards	32-134	22-90
Net Passing Yards	244	187
Total Net Yards	378	277
Passing (A-C-I)	39-27-0	27-17-0
Sacked by Opp.	2-2	3-18
Punts-Average	4-40.8	6-52.2
Fumbles-Lost	0-0	5-1
Penalties	6-60	9-74
Time of Poss.	36:11	23:49

RUSHING

PATRIOTS: L. Blount 13-54; J. Brissett 4-

23; J. White 4-12; J. Edelman 1-1

BILLS: L. McCoy 19-70; M. Gillislee 6-30;

T. Taylor 5-28; B. Tate 1-4; J. Felton 1-2

PASSING

PATRIOTS: J. Brissett 17-27, 205 yards

BILLS: T. Taylor 27-29, 246 yards, 1 TD

RECEIVING

PATRIOTS: M. Bennett 5-109; J. White

5-50; L. Blount 3-4; B. Bolden 2-15; J.

Edelman 1-16; R. Gronkowski 1-11

BILLS: R. Woods 7-89; L. McCoy 6-38,

C. Clay 5-47; W. Powell 4-22, N. O'Leary

2-20; M. Gillislee 1-13; M. Goodwin 1-12;

J. Felton 1-5

REGULAR SEASON WEEK 5 – Bills 30, Rams 19
October 9, 2016 – LA Coliseum – 83,679

The Buffalo Bills won their third consecutive game by downing the Los Angeles Rams 30-19 in their first game in Los Angeles since 1983. With the win, Buffalo rises to 3-2 on the season.

Running back LeSean McCoy rushed averaged 8.3 yards per carry and totaled 150 yards on the ground, his highest output in two years. Quarterback Tyrod Taylor threw for a pair of touchdowns and added 28 yards on the ground and running back Mike Gillislee scored on a five yard rush. Tight end Charles Clay had his most efficient game of the year with five receptions for 73 yards.

On the defensive side of the ball, LB Lorenzo Alexander notched 3.0 sacks to extend his sack streak to five games and push his total to an NFL-high 7.0 sacks. In his return to the stadium where he starred at USC, CB Nickell Robey-Coleman recorded two interceptions and took one back 41 yards for a touchdown. Rookie DT Adolphus Washington added his first career sack on the day as well.

Leading the way for the Rams was RB Todd Gurley, who totaled a season-high 108 total yards and one touchdown. Quarterback Case Keenum threw for 271 yards, WR Tavon Austin caught seven passes for 59 yards and added 26 yards on the ground and WR Kenny Britt recorded a game-high 75 receiving yards.

TEAM	1	2	3	4	Final
BILLS	7	9	7	7	30
RAMS	3	10	3	3	19

TEAM	QTR.	TIME	SCORING PLAY	DRIVE	SCORE
Rams	1	9:31	G.Zuerlein 37 yd. Field Goal	12-60, 5:29	0-3
Bills	1	2:22	J.Hunter 4 yd. pass from T.Taylor (D.Carpenter kick)	12-76, 7:09	7-3
Bills	2	13:59	M.Gillislee 5 yd. run (kick blocked)	2-63, 1:01	13-3
Rams	2	7:46	G.Zuerlein 32 yd. Field Goal	5-52, 2:33	13-6
Rams	2	1:56	T.Gurley 1 yd. run (G.Zuerlein kick)	8-64, 4:39	13-13
Bills	2	0:00	D.Carpenter 23 yd. Field Goal	10-70, 1:56	16-13
Rams	3	8:05	G.Zuerlein 54 yd. Field Goal	9-48, 5:13	16-16
Bills	3	3:54	N.Robey-Coleman 41 yd. interception return (D.Carpenter kick)	N/A	23-16
Rams	4	5:51	G.Zuerlein 22 yd. Field Goal	13-89, 8:16	23-19
Bills	4	2:37	M.Goodwin 6 yd. pass from T.Taylor (D.Carpenter kick)	3-25, 1:04	30-19

BUF LA

First Downs	15	23
Rushes-Yards	27-193	29-102
Net Passing Yards	112	243
Total Net Yards	305	345
Passing (A-C-I)	23-12-0	31-21-2
Sacked by Opp.	2-12	4-28
Punts-Average	6-46.0	2-54.5
Fumbles-Lost	1-0	2-1
Penalties	7-60	6-40
Time of Poss.	24:26	35:34

RUSHING

RAMS: T. Gurley 23-72; T. Austin 3-26; M. Brown 2-2; B. Marquez 1-2
BILLS: L. McCoy 18-150; T. Taylor 5-28; M. Gillislee 2-6; J. Felton 1-6; R. Bush 1-3

PASSING

RAMS: C. Keenum 21-31, 271 yards, 2 INT
BILLS: T. Taylor 12-23, 124 yards, 2 TDs

RECEIVING

RAMS: T. Austin 7-59; K. Britt 5-75; B. Quick 3-51; T. Gurley 3-36; L. Kendricks 2-24; M. Brown 1-26
BILLS: C. Clay 5-73; R. Woods 2-26; M. Goodwin 2-13; L. McCoy 2-8, J. Hunter 1-4

REGULAR SEASON WEEK 6 – Bills 45, 49ers 16
October 16, 2016 – New Era Field – 70,003

The Buffalo Bills used a 312 yard rushing performance to gash the San Francisco 49ers 45-16 at New Era Field. With 491 yards of total offense, their most since the 2010 season, the Bills have won four games in a row for the first time since ripping off four straight to open the 2008 season.

Running back LeSean McCoy ran for 140 yards and three touchdowns on 19 carries, his fourth straight game with over 100 yards from scrimmage. McCoy became the third running back to rush for 140 yards and three touchdowns on under 20 carries since entering the league in 2009. With his week six performance, McCoy now leads the AFC in rushing.

Quarterback Tyrod Taylor tossed two touchdowns and added 68 yards on the ground to push his season total to 236, the highest rushing total in the league amongst quarterbacks. Running back Mike Gillislee chipped in 60 yards and a touchdown on the ground, WR Robert Woods caught his first touchdown of the season and WR Justin Hunter caught his second touchdown in as many games since debuting with Buffalo.

Defensively, LB Preston Brown led the way with nine tackles, rookie DE Adolphus Washington recorded a sack for the second straight game and LB Lorenzo Alexander became the first Bills linebacker to ever have a six-game sack streak while pushing his season total to 8.0 on the year, the most in the NFL. Defensive back Nickell Robey-Coleman forced a special teams fumble to account for his third turnover in two weeks.

For the 49ers, QB Colin Kaepernick threw for 187 yards and a touchdown while adding 66 yards on the ground in his season debut. Wide receiver Torrey Smith recorded a game-high 76 receiving yards and LB Nick Bellore led the game with 12 tackles and forced a fumble.

TEAM	1	2	3	4	Final
BILLS	7	10	7	21	45
49ers	3	10	0	3	16

TEAM	QTR.	TIME	SCORING PLAY	DRIVE	SCORE
49ers	1	5:43	P.Dawson 33 yd. Field Goal	7-13, 3:53	0-3
BILLS	1	0:14	L.McCoy 4 yd. run (D.Carpenter kick)	11-75, 5:29	7-3
49ers	2	13:56	T.Smith 53 yd. pass from C.Kaepernick (P.Dawson kick)	4-75, 1:18	7-10
BILLS	2	10:18	L.McCoy 12 yd. run (D.Carpenter kick)	7-75, 3:38	14-10
49ers	2	5:54	P.Dawson 48 yd. Field Goal	9-59, 4:24	14-13
BILLS	2	0:21	D.Carpenter 40 yd. Field Goal	14-53, 5:33	17-13
BILLS	3	2:34	J.Hunter 30 yd. pass from T.Taylor (D.Carpenter kick)	4-60, 1:55	24-13
49ers	4	14:48	P.Dawson 47 yd. Field Goal	8-46, 2:46	24-16
BILLS	4	10:53	L.McCoy 18 yd. run (D.Carpenter kick)	8-75, 3:55	31-16
BILLS	4	10:32	R.Woods 5 yd. pass from T.Taylor (D.Carpenter kick)	1-27, 0:11	38-16
BILLS	4	5:34	M.Gillislee 44 yd. run (D.Carpenter kick)	7-73, 3:25	45-16

BUF SF

First Downs	29	16
Rushes-Yards	44-312	28-133
Net Passing Yards	179	167
Total Net Yards	491	300
Passing (A-C-I)	28-17-0	29-13-0
Sacked by Opp.	3-0	3-20
Punts-Average	3-50.7	5-41.8
Fumbles-Lost	3-2	2-1
Penalties	7-71	6-52
Time of Poss.	35:11	24:49

RUSHING

49ers: C. Kaepernick 8-66; C. Hyde 14-52; M. Davis 5-13; S. Draughn 1-2
BILLS: L. McCoy 19-140; T. Taylor 8-68; M. Gillislee 6-60; J. Williams 5-21; E. Manuel 3-11; R. Bush 2-6; R. Woods 1-6

PASSING

49ers: C. Kaepernick 13-29, 187 yards, 1 TD
BILLS: T. Taylor 17-26, 179 yards, 2 TDs; E. Manuel 0-2, 0 yards

RECEIVING

49ers: T. Smith 3-76; Q. Patton 4-52; V. McDonald 2-25; R. Streater 1-16; J. Kerley 2-12; M. Davis 1-6
BILLS: C. Clay 5-52; R. Woods 5-44; J. Hunter 1-30; N. O'Leary 2-29; M. Goodwin 2-22; L. McCoy 1-2

Valles, Max	0/0	PS	PS	PS	PS	PS	PS
Washington, Adolphus	6/5	DE	DE	DE	DE	DE	P
Washington, Corey	0/0	---	---	---	---	PS	PS
Watkins, Sammy	2/2	WR	WR	IL	R	R	R
White, Corey	5/1	P	P	CB	P	IL	P
Wilder Jr., James	0/0	R	R	R	R	R	R
Williams, Aaron	6/4	P	P	S	S	S	S
Williams, Duke	6/2	S	S	P	P	P	P
Williams, Jonathan	2/0	IL	IL	P	DNP	IL	P
Williams, Kyle	6/6	DT	DT	DT	DT	DT	DT
Wood, Eric	6/6	C	C	C	C	C	C
Woods, Robert	6/6	WR	WR	WR	WR	WR	WR
Worthy, Jerel	6/0	P	P	P	P	P	P

**LEGEND:
List**

P - Played DNP - Did Not Play IR - Injured Reserve DNR – Did Not Report X – Roster Exempt
PS - Practice Squad IL - Inactive List R – Reserve PSI – Practice Squad Injured
SUS-Suspended PUP – Physically Unable to Perform NFI – Non-Football Injury(---) = Not on
DNR – Did Not Report

Team

WEEK 6 / THROUGH MONDAY, OCTOBER 17, 2016

OFFENSE	Buff.
GAMES (Won-Lost)	4-2
FIRST DOWNS	111
Rushing	53
Passing	50
Penalty	8
YDS GAINED (tot)	2024
Avg per Game	337.3
RUSHING (net)	998
Avg per Game	166.3
Rushes	178
Yards per Rush	5.6
PASSING (net)	1026
Avg per Game	171.0
Passes Att.	168
Completed	104
Pct Completed	61.9
Yards Gained	1086
Sacked	13
Yards Lost	60
Had intercepted	2
Yards Opp Ret	0
Opp TDs on Int	0
PUNTS	28
Avg Yards	42.9
PUNT RETURNS	11
Avg Return	9.1
Returned for TD	0
KICKOFF RETURNS	13
Avg Return	20.5
Returned for TD	0
PENALTIES	43
Yards Penalized	414
FUMBLES BY	8
Fumbles Lost	2
Opp Fumbles	15
Opp Fum Lost	6
POSS. TIME (avg)	28:17
TOUCHDOWNS	20
Rushing	9
Passing	8
Returns	3
EXTRA-PT KICKS	18/20
2-PT CONVERSIONS	0/0
FIELD GOALS/FGA	8/10
POINTS SCORED	162

DEFENSE	Buff.
POINTS ALLOWED	103
OPP FIRST DOWNS	123
Rushing	36
Passing	74
Penalty	13
OPP YARDS GAINED	2071
Avg per Game	345.2
OPP RUSHING(net)	619
Avg per Game	103.2
Rushes	165
Yards per Rush	3.8
OPP PASSING(net)	1452
Avg per Game	242.0

Passes Att.	204
Completed	123
Pct Completed	60.3
Sacked	20
Yards Lost	130
INTERCEPTED BY	6
Yards Returned	92
Returned for TD	1
OPP PUNT RETURNS	10
Avg return	3.1
OPP KICKOFF RET	19
Avg return	19.1
OPP TOUCHDOWNS	9
Rushing	6
Passing	3
Returns	0

TEAM RANKINGS

American Football Conference
Offense Defense

Total Rush Pass Total Rush Pass

Buff.	11	*1	16	6	8	8
-------	----	----	----	---	---	---

National Football League
Offense Defense

Total Rush Pass Total Rush Pass

Buff.	22	*1	31	12	15	14
-------	----	----	----	----	----	----

T = Tied for position
* = League Leader

WEEK 6 / THROUGH MONDAY, OCTOBER 17, 2016

AFC / TEAM/OFFENSE RANK

Tm	(A)	(B)	(C)	(D)	(E)	(F)	(G)	(H)	(I)	(J)	(K)	(L)	(M)	(N)	(O)	(P)	(Q)
BUF	11	7	1	1	16	14	4	11	14t	9	2	7	9	15	9	2	9t

AFC / OPPONENT/DEFENSE RANK

Tm	(A)	(B)	(C)	(D)	(E)	(F)	(G)	(H)	(I)	(J)	(K)	(L)	(M)	(N)	(O)	(P)	(Q)	(R)	(S)
BUF	6	5	8	4	8	9	3	2	7	3	3	1	4	5	6	2	14	1	9

- (A) Total Yards per Game
- (B) Yards per Play
- (C) Rushing Yards per Game
- (D) Rushing Yards per Attempt
- (E) Passing Net Yards per Game
- (F) Passing Net Yards per Play
- (G) Passing, Percent Had Intercepted
- (H) Sacks per Pass Play
- (I) First Downs per Game
- (J) Third Down Efficiency
- (K) Fourth Down Efficiency
- (L) Punt Return Average
- (M) Kickoff Return Average
- (N) Gross Punting Average
- (O) Net Punting Average
- (P) Points per Game
- (Q) Field Goal Percentage
- Combined Offense/Defense Rank
- (R) Points per Game Differential
- (S) Net Yards per Game Differential

WEEK 6 / THROUGH MONDAY, OCTOBER 17, 2016

NFL / TEAM/OFFENSE RANK

Tm	(A)	(B)	(C)	(D)	(E)	(F)	(G)	(H)	(I)	(J)	(K)	(L)	(M)	(N)	(O)	(P)	(Q)
BUF	22	15	1	1	31	28	9	27	27t	19	6	16	21	28	14	4t	20t

- (A) Total Yards per Game
- (B) Yards per Play
- (C) Rushing Yards per Game
- (D) Rushing Yards per Attempt
- (E) Passing Net Yards per Game
- (F) Passing Net Yards per Play
- (G) Passing, Percent Had Intercepted
- (H) Sacks per Pass Play
- (I) First Downs per Game
- (J) Third Down Efficiency
- (K) Fourth Down Efficiency
- (L) Punt Return Average
- (M) Kickoff Return Average
- (N) Gross Punting Average
- (O) Net Punting Average
- (P) Points per Game
- (Q) Field Goal Percentage

WEEK 6 / THROUGH MONDAY, OCTOBER 17, 2016

NFL / OPPONENT/DEFENSE RANK

Tm	(A)	(B)	(C)	(D)	(E)	(F)	(G)	(H)	(I)	(J)	(K)	(L)	(M)	(N)	(O)	(P)	(Q)	(R)	(S)
BUF	12	9	15	10	14	17	6	2	15	5	4	1	9	7	11	5	28	3	21

- (A) Total Yards per Game
- (B) Yards per Play
- (C) Rushing Yards per Game
- (D) Rushing Yards per Attempt
- (E) Passing Net Yards per Game
- (F) Passing Net Yards per Play
- (G) Passing, Percent Had Intercepted
- (H) Sacks per Pass Play
- (I) First Downs per Game
- (J) Third Down Efficiency
- (K) Fourth Down Efficiency
- (L) Punt Return Average
- (M) Kickoff Return Average
- (N) Gross Punting Average
- (O) Net Punting Average
- (P) Points per Game
- (Q) Field Goal Percentage
- (R) Points per Game Differential
- (S) Net Yards per Game Differential

WEEK 6 / THROUGH MONDAY, OCTOBER 17, 2016

AFC / TOTAL OFFENSE

Rank	Team	Total Rushing	Passing	Total Rushing	Passing
11)	Buffalo	2024	998	1026	337.3 166.3 171.0

AFC / TOTAL DEFENSE

Rank	Team	Total Rushing	Passing	Total Rushing	Passing
6)	Buffalo	2071	619	1452	345.2 103.2 242.0

WEEK 6 / THROUGH MONDAY, OCTOBER 17, 2016

NFL / TOTAL OFFENSE

Rank	Team	Total	Rushing	Passing	Total	Rushing	Passing
22)	Buffalo	2024	998	1026	337.3	166.3	171.0

NFL / TOTAL DEFENSE

Rank	Team	Total	Rushing	Passing	Total	Rushing	Passing
12)	Buffalo	2071	619	1452	345.2	103.2	242.0

WEEK 6 / THROUGH MONDAY, OCTOBER 17, 2016

AFC / TAKE-AWAYS, GIVE-AWAYS

Rank	Team	TAKE-AWAYS			GIVE-AWAYS			Net Diff
		Int	Fum	Total	Int	Fum	Total	
1)	Buffalo	6	6	12	2	2	4	= +8

NFL / TAKE-AWAYS, GIVE-AWAYS

Rank	Team	TAKE-AWAYS			GIVE-AWAYS			Net Diff
		Int	Fum	Total	Int	Fum	Total	
2)	Buffalo	6	6	12	2	2	4	= +8

WEEK 6 / THROUGH MONDAY, OCTOBER 17, 2016

AFC / TEAM/OFFENSE INSIDE THE 20

Rank	Team	Poss	Pts	TD	TD%	FG	Score	Score%
4)	Buffalo	15	85	11	73.3	3	14	93.3

AFC / OPPONENTS/DEFENSE INSIDE THE 20

Rank	Team	Poss	Pts	TD	TD%	FG	Score	Score%
1)	Buffalo	18	66	6	33.3	8	14	77.8

WEEK 6 / THROUGH MONDAY, OCTOBER 17, 2016

NFL / TEAM/OFFENSE INSIDE THE 20

Rank	Team	Poss	Pts	TD	TD%	FG	Score	Score%
6)	Buffalo	15	85	11	73.3	3	14	93.3

NFL / OPPONENTS/DEFENSE INSIDE THE 20

Rank	Team	Poss	Pts	TD	TD%	FG	Score	Score%
1)	Buffalo	18	66	6	33.3	8	14	77.8

AFC / OFFENSE/TEAMS: FIRST DOWNS, THIRD DOWNS, FOURTH DOWNS

Rank	Team	FIRST DOWNS				THIRD DOWNS			FOURTH DOWNS		
		Total	Rush	Pass	Pen	Made	Att	Pct	Made	Att	Pct
14t)	Buffalo	111	53	50	8	29	76	38.2	3	4	75.0

AFC / DEFENSE/OPPONENTS: FIRST DOWNS, THIRD DOWNS, FOURTH DOWNS

Rank	Team	FIRST DOWNS				THIRD DOWNS			FOURTH DOWNS		
		Total	Rush	Pass	Pen	Made	Att	Pct	Made	Att	Pct

7)	Buffalo	123	36	74	13	27	80	33.8	2	9	22.2
----	---------	-----	----	----	----	----	----	------	---	---	------

WEEK 6 / THROUGH MONDAY, OCTOBER 17, 2016

NFL / OFFENSE/TEAMS: FIRST DOWNS, THIRD DOWNS, FOURTH DOWNS

Rank	Team	FIRST DOWNS				THIRD DOWNS			FOURTH DOWNS		
		Total	Rush	Pass	Pen	Made	Att	Pct	Made	Att	Pct
27t)	Buffalo	111	53	50	8	29	76	38.2	3	4	75.0

NFL / DEFENSE/OPPONENTS: FIRST DOWNS, THIRD DOWNS, FOURTH DOWNS

Rank	Team	FIRST DOWNS				THIRD DOWNS			FOURTH DOWNS		
		Total	Rush	Pass	Pen	Made	Att	Pct	Made	Att	Pct
15)	Buffalo	123	36	74	13	27	80	33.8	2	9	22.2

WEEK 6 / THROUGH MONDAY, OCTOBER 17, 2016

AFC / FIRST-DOWN PLAYS BY TEAMS

Rank	Team	Yds/Play	Plays	Yards
9)	Buffalo	5.37	156	838

AFC / FIRST-DOWN PLAYS BY OPPONENTS

Rank	Team	Yds/Play	Plays	Yards
14)	Buffalo	6.07	175	1062

WEEK 6 / THROUGH MONDAY, OCTOBER 17, 2016

NFL / FIRST-DOWN PLAYS BY TEAMS

Rank	Team	Yds/Play	Plays	Yards
18)	Buffalo	5.37	156	838

NFL / FIRST-DOWN PLAYS BY OPPONENTS

Rank	Team	Yds/Play	Plays	Yards
26)	Buffalo	6.07	175	1062

WEEK 6 / THROUGH MONDAY, OCTOBER 17, 2016

AFC / KICKOFFS (Receiving Team)

Rank	Team	TotKO	AdjKO	TB	TB%	EZ	EZ%	OB	I20	Avg.Start
5)	Buffalo	28	28	15	53.6	21	75.0	0	2	24.8

AFC / KICKOFFS (Kicking Team)

Rank	Team	TotKO	AdjKO	TB	TB%	EZ	EZ%	OB	I20	Avg.Start
2)	Buffalo	34	32	14	43.8	23	67.6	0	10	23.4

Note: Average team drive start DOES NOT include onside kicks or kickoffs at the end of a half unless either kickoff is returned for a touchdown. All other kickoffs (returned kickoffs, fair catches, touchback and kickoffs out of bounds) are included. Kickoffs resulting in the kicking team retaining

possession are not included.

ADJ KO: Adjusted kickoffs are used to compute the Avg. Team Drive Start.

I20: The number of drives that start inside (not including) the 20 yd line.

WEEK 6 / THROUGH MONDAY, OCTOBER 17, 2016

NFL / KICKOFFS (Receiving Team)

Rank	Team	TotKO	AdjKO	TB	TB%	EZ	EZ%	OB	I20	Avg.Start
13)	Buffalo	28	28	15	53.6	21	75.0	0	2	24.8

Note: Average opponent drive start DOES NOT include onside kicks or kickoffs at the end of a half unless either kickoff is returned for a touchdown. All other kickoffs (returned kickoffs, fair catches, touchback and kickoffs out of bounds) are included. Kickoffs resulting in the kicking team retaining possession are not included.

ADJ KO: Adjusted kickoffs are used to compute the Avg. Team Drive Start.

I20: The number of drives that start inside (not including) the 20 yd line.

WEEK 6 / THROUGH MONDAY, OCTOBER 17, 2016

NFL / KICKOFFS (Kicking Team)

Rank	Team	TotKO	AdjKO	TB	TB%	EZ	EZ%	OB	I20	Avg.Start
5)	Buffalo	34	32	14	43.8	23	67.6	0	10	23.4

Note: Average team drive start DOES NOT include onside kicks or kickoffs at the end of a half unless either kickoff is returned for a touchdown. All other kickoffs (returned kickoffs, fair catches, touchback and kickoffs out of bounds) are included. Kickoffs resulting in the kicking team retaining possession are not included.

ADJ KO: Adjusted kickoffs are used to compute the Avg. Team Drive Start.

I20: The number of drives that start inside (not including) the 20 yd line.

WEEK 6 / THROUGH MONDAY, OCTOBER 17, 2016

AFC / SINGLE-GAME HIGHS / PLAYERS

Longest Pass-- 84, Taylor, Buff. vs. NY-J, 9/15, (to Goodwin, Marquise, td)

Kickoff Return Yards-- 125, Tate, Buff. vs. NY-J, 9/15, (5-125, 0 td)

Kickoff Returns-- 5, Tate, Buff. vs. NY-J, 9/15, (5-125, 0 td)

WEEK 6 / THROUGH MONDAY, OCTOBER 17, 2016

100-Yard Receiving Games

112, Goodwin, BUF vs. NYJ 09/15 (2 rec., 1 TD)

WEEK 6 / THROUGH MONDAY, OCTOBER 17, 2016

100-Yard Rushing Games

150, McCoy, BUF at LA 10/09 (18 att., 0 TD)

140, McCoy, BUF vs. SF 10/16 (19 att., 3 TD)

110, McCoy, BUF vs. ARI 09/25 (17 att., 2 TD)

WEEK 6 / THROUGH MONDAY, OCTOBER 17, 2016

AFC / LEADING PASSERS

Player, Team	Att	Comp	Pct Comp	Yds	Avg Gain	TD	Pct TD	Long	Int	Pct Int	Rating
Taylor, Buf.	165	103	62.4	1076	6.52	8	4.8	84t	2	1.2	92.4

AFC / LEADING PASSERS, RANKS

Player, Team	Att	Comp	Pct Comp	Yds	Avg Gain	TD	Pct TD	Long	Int	Pct Int	Rating
Taylor, Buf.	13	13	10	13	12	6t	5		2t	4	8

WEEK 6 / THROUGH MONDAY, OCTOBER 17, 2016**AFC / FOURTH-QUARTER PASSING LEADERS**

Rank	Player, Team	Att	Comp	Comp%	Yards	YPA	TD	TD%	Int	Int%	Rating
3)	Taylor, Buf.	28	20	71.4	213	7.61	3	10.7	1	3.6	114.1

AFC / THIRD-DOWN PASSING LEADERS

Rank	Player, Team	Att	Comp	Comp%	Yards	YPA	TD	TD%	Int	Int%	Rating
3)	Taylor, Buf.	47	27	57.4	386	8.21	4	8.5	2	4.3	94.8

WEEK 6 / THROUGH MONDAY, OCTOBER 17, 2016**AFC / LEADING RUSHERS**

Rank	Player, Team	Att	Yards	Avg	Long	TD
1)	McCoy, Buf.	104	587	5.6	53	6
16)	Taylor, Buf. (QB)	34	236	6.9	49	1
28t)	Gillislee, Buf.	17	116	6.8	44t	2

WEEK 6 / THROUGH MONDAY, OCTOBER 17, 2016**AFC / THIRD-AND-ONE RUSHING LEADERS**

Rank	Player, Team	Att	FD	Pct
1t)	Felton, Buf.	2	2	100.0

WEEK 6 / THROUGH MONDAY, OCTOBER 17, 2016**AFC / LEADERS IN RECEPTIONS**

Rank	Player, Team	Rec	Yards	Avg	Long	TD
19t)	Woods, Buf.	25	240	9.6	24	1
31t)	Clay, Buf. (TE)	22	239	10.9	33	0
33)	McCoy, Buf. (RB)	21	97	4.6	13	1

WEEK 6 / THROUGH MONDAY, OCTOBER 17, 2016**AFC / RECEIVING YARDAGE LEADERS**

Rank	Player, Team	Yards	Rec	Avg	Long	TD
37)	Woods, Buf.	240	25	9.6	24	1
38)	Clay, Buf. (TE)	239	22	10.9	33	0

WEEK 6 / THROUGH MONDAY, OCTOBER 17, 2016**AFC / THIRD-DOWN RECEIVING LEADERS**

Rank	Player, Team	Rec	Yards	Avg	Long	TD
19t)	Woods, Buf.	7	56	8.0	17	0
25t)	Clay, Buf. (TE)	6	77	12.8	33	0

WEEK 6 / THROUGH MONDAY, OCTOBER 17, 2016**AFC / LEADING SCORERS, NONKICKERS**

Rank	Player, Team	TD	Rush	Rec	Ret	X2	Pts
1t)	McCoy, Buf. (RB)	7	6	1	0	0	42
14t)	Gillislee, Buf. (RB)	3	2	1	0	0	18

32t) Goodwin, Buf. (WR)	2	0	2	0	0	12
32t) Hunter, Mia.-Buf. (WR)	2	0	2	0	0	12
32t) Robey-Coleman, Buf. (DB)	2	0	0	2	0	12

WEEK 6 / THROUGH MONDAY, OCTOBER 17, 2016

AFC / LEADING SCORERS, KICKERS

Rank	Player, Team	PAT	FG	Pct	Long	Pts
8)	Carpenter, Buf.	18/20	8/10	.800	45	42

AFC / TOUCHBACKS ON KICKOFFS

Rank	Player, Team	TB
15)	Carpenter, Buf.	9
16)	Gay, Buf.	5

WEEK 6 / THROUGH MONDAY, OCTOBER 17, 2016

AFC / MOST YARDS FROM SCRIMMAGE

Rank	Player, Team	Yards	Total		Rushing		Receiving			
			Att	Rec	Avg	Yards	Att	Avg	Yards	Rec
2)	McCoy, Buf. (RB)	684	125	5.5	587	104	5.6	97	21	4.6

WEEK 6 / THROUGH MONDAY, OCTOBER 17, 2016

AFC / LEADERS IN FIRST DOWNS

Rank	Player, Team	Rush	Rec	Tot
2t)	McCoy, Buf. (RB)	26	5	31
33t)	Woods, Buf. (WR)	1	15	16
49t)	Taylor, Buf. (QB)	13	0	13

WEEK 6 / THROUGH MONDAY, OCTOBER 17, 2016

AFC / LEADING PUNTERS

Rank	Player, Team	No	Yards	Lg	Avg	TB	Blk	Dwn	OB	Ret	Yds	In	Net
15)	Schmidt, Buf.	28	1200	58	42.9	2	0	3	9	10	31	10	40.3

AFC / LEADING PUNTERS, NET AVERAGE

Rank	Player, Team	No	Yards	Lg	Avg	TB	Blk	Dwn	OB	Ret	Yds	In	Net
9)	Schmidt, Buf.	28	1200	58	42.9	2	0	3	9	10	31	10	40.3

WEEK 6 / THROUGH MONDAY, OCTOBER 17, 2016

AFC / PUNT RETURN LEADERS

Rank	Player, Team	Ret	FC	Yards	Avg	Long	TD
5)	Tate, Buf.	11	4	100	9.1	31	0

AFC / KICKOFF RETURN LEADERS

Rank	Player, Team	Ret	Yards	Avg	Long	TD
5t)	Tate, Buf.	10	235	23.5	45	0

WEEK 6 / THROUGH MONDAY, OCTOBER 17, 2016

AFC / LEADERS IN INTERCEPTIONS

Rank	Player, Team	Int	Yards	Avg	Long	TD
5t)	Gilmore, Buf.	2	48	24.0	34	0
5t)	Robey-Coleman, Buf.	2	44	22.0	41t	1
16t)	Graham, Buf.	1	0	0.0	0	0
16t)	White, Buf.	1	0	0.0	0	0

WEEK 6 / THROUGH MONDAY, OCTOBER 17, 2016**AFC / LEADERS IN SACKS**

Rank	Player, Team	Sacks
1)	Alexander, Buf. (LB)	8.0
8t)	Hughes, Buf. (LB)	4.0
28t)	Z. Brown, Buf. (LB)	2.0
28t)	*A. Washington, Buf. (DE)	2.0
41t)	Douzable, Buf. (DT)	1.5
41t)	K. Williams, Buf. (DE)	1.5

WEEK 6 / THROUGH MONDAY, OCTOBER 17, 2016**AFC / FUMBLE RECOVERIES**

Rank	Player, Team	TotRec	OffRec	DefRec
3t)	P. Brown, Buf.	2	0	2
3t)	Taylor, Buf.	2	2	0

WEEK 6 / THROUGH MONDAY, OCTOBER 17, 2016**AFC / OFFENSIVE FUMBLE RECOVERIES**

Rank	Player, Team	Ret	Yards	Avg	Long	TD
3t)	Taylor, Buf.	2	-3	-1.5	0	0
12t)	Manuel, Buf.	1	0	0.0	0	0
12t)	McCoy, Buf.	1	0	0.0	0	0
12t)	Mills, Buf.	1	0	0.0	0	0

WEEK 6 / THROUGH MONDAY, OCTOBER 17, 2016**AFC / DEFENSIVE FUMBLE RECOVERIES**

Rank	Player, Team	Ret	Yards	Avg	Long	TD
1t)	P. Brown, Buf.	2	0	0.0	0	0
7t)	A. Williams, Buf.	1	53	53.0	53t	1
7t)	Robey-Coleman, Buf.	1	36	36.0	36t	1
7t)	Graham, Buf.	1	0	0.0	0	0
7t)	Meeks, Buf.	1	0	0.0	0	0

WEEK 6 / THROUGH MONDAY, OCTOBER 17, 2016**NFL / LEADING PASSERS**

Player, Team	Att	Comp	Comp Pct	Yds	Avg Gain	TD	Pct TD	Long	Int	Pct Int	Rating
Taylor, Buf.	165	103	62.4	1076	6.52	8	4.8	84t	2	1.2	92.4

NFL / LEADING PASSERS, RANKS

Player, Team	Att	Comp	Comp Pct	Yds	Avg Gain	TD	Pct TD	Long	Int	Pct Int	Rating
Taylor, Buf.	26	26	21	27	25	12t	9	7t	9	16	

WEEK 6 / THROUGH MONDAY, OCTOBER 17, 2016**NFL / FOURTH-QUARTER PASSING LEADERS**

Rank	Player, Team	Att	Comp	Comp%	Yards	YPA	TD	TD%	Int	Int%	Rating
4)	Taylor, Buf.	28	20	71.4	213	7.61	3	10.7	1	3.6	114.1

NFL / THIRD-DOWN PASSING LEADERS

Rank	Player, Team	Att	Comp	Comp%	Yards	YPA	TD	TD%	Int	Int%	Rating
9)	Taylor, Buf.	47	27	57.4	386	8.21	4	8.5	2	4.3	94.8

WEEK 6 / THROUGH MONDAY, OCTOBER 17, 2016**NFL / LEADING RUSHERS**

Rank	Player, Team	Att	Yards	Avg	Long	TD
2)	McCoy, Buf.	104	587	5.6	53	6
26)	Taylor, Buf. (QB)	34	236	6.9	49	1

WEEK 6 / THROUGH MONDAY, OCTOBER 17, 2016

NFL / THIRD-AND-ONE RUSHING LEADERS

Rank	Player, Team	Att	FD	Pct
1t)	Felton, Buf.	2	2	100.0

WEEK 6 / THROUGH MONDAY, OCTOBER 17, 2016

NFL / LEADERS IN RECEPTIONS

Rank	Player, Team	Rec	Yards	Avg	Long	TD
44t)	Woods, Buf.	25	240	9.6	24	1

WEEK 6 / THROUGH MONDAY, OCTOBER 17, 2016

NFL / THIRD-DOWN RECEIVING LEADERS

Rank	Player, Team	Rec	Yards	Avg	Long	TD
38t)	Woods, Buf.	7	56	8.0	17	0
47t)	Clay, Buf. (TE)	6	77	12.8	33	0

NFL / LEADING SCORERS, NONKICKERS

Rank	Player, Team	TD	Rush	Rec	Ret	X2	Pts
2t)	McCoy, Buf. (RB)	7	6	1	0	0	42
30t)	Gillislee, Buf. (RB)	3	2	1	0	0	18

NFL / LEADING SCORERS, KICKERS

Rank	Player, Team	PAT	FG	Pct	Long	Pts
12t)	Carpenter, Buf.	18/20	8/10	.800	45	42

NFL / TOUCHBACKS ON KICKOFFS

Rank	Player, Team	TB
31)	Carpenter, Buf.	9
32)	Gay, Buf.	5

NFL / MOST YARDS FROM SCRIMMAGE

Rank	Player, Team	Total Yards	Att+Rec	Rushing			Receiving			
				Avg	Yards	Att	Avg	Yards	Rec	Avg
4)	McCoy, Buf. (RB)	684	125	5.5	587	104	5.6	97	21	4.6

WEEK 6 / THROUGH MONDAY, OCTOBER 17, 2016

NFL / LEADERS IN FIRST DOWNS

Rank	Player, Team	Rush	Rec	Tot
4t)	McCoy, Buf. (RB)	26	5	31

WEEK 6 / THROUGH MONDAY, OCTOBER 17, 2016

NFL / LEADING PUNTERS

Rank	Player, Team	No	Yards	Lg	Avg	TB	Blk	Dwn	OB	Ret	Yds	In	Net
28)	Schmidt, Buf.	28	1200	58	42.9	2	0	3	9	10	31	10	40.3

NFL / LEADING PUNTERS, NET AVERAGE

Rank	Player, Team	No	Yards	Lg	Avg	TB	Blk	Dwn	OB	Ret	Yds	In	Net
14)	Schmidt, Buf.	28	1200	58	42.9	2	0	3	9	10	31	10	40.3

WEEK 6 / THROUGH MONDAY, OCTOBER 17, 2016

NFL / PUNT RETURN LEADERS

Rank	Player, Team	Ret	FC	Yards	Avg	Long	TD
13)	Tate, Buf.	11	4	100	9.1	31	0

NFL / KICKOFF RETURN LEADERS

Rank	Player, Team	Ret	Yards	Avg	Long	TD
7t)	Tate, Buf.	10	235	23.5	45	0

WEEK 6 / THROUGH MONDAY, OCTOBER 17, 2016**NFL / LEADERS IN INTERCEPTIONS**

Rank	Player, Team	Int	Yards	Avg	Long	TD
6t)	Gilmore, Buf.	2	48	24.0	34	0
6t)	Robey-Coleman, Buf.	2	44	22.0	41t	1

WEEK 6 / THROUGH MONDAY, OCTOBER 17, 2016**NFL / LEADERS IN SACKS**

Rank	Player, Team	Sacks
1)	Alexander, Buf. (LB)	8.0
15t)	Hughes, Buf. (LB)	4.0

NFL / FUMBLE RECOVERIES

Rank	Player, Team	TotRec	OffRec	DefRec
6t)	P. Brown, Buf.	2	0	2
6t)	Taylor, Buf.	2	2	0

WEEK 6 / THROUGH MONDAY, OCTOBER 17, 2016**NFL / OFFENSIVE FUMBLE RECOVERIES**

Rank	Player, Team	Ret	Yards	Avg	Long	TD
6t)	Taylor, Buf.	2	-3	-1.5	0	0

WEEK 6 / THROUGH MONDAY, OCTOBER 17, 2016**NFL / DEFENSIVE FUMBLE RECOVERIES**

Rank	Player, Team	Ret	Yards	Avg	Long	TD
1t)	P. Brown, Buf.	2	0	0.0	0	0

WEEK 6 / THROUGH MONDAY, OCTOBER 17, 2016

Team/Offense Rank (Within League)

BUF

22	TYds/G
15	TYds/P
1	RYds/G
1	RshAvg
31	PsYd/G
28	PasAvg
9	%HdInt
27	Sac/PP
27t	1D/Gm
19	3D Eff
6	4D Eff
16	PR Avg
21	KR Avg
28	GPntAv
14	NPntAv
4t	Pts/Gm
20t	FG%

Opponent/Defense Rank (Within League)

BUF

12	TYds/G
9	TYds/P

15 RYds/G
10 RshAvg
14 PsYd/G
17 PasAvg
6 %HdInt
2 Sac/PP
15 1D/Gm
5 3D Eff
4 4D Eff
1 PR Avg
9 KR Avg
7 GPntAv
11 NPntAv
5 Pts/Gm
28 FG%

BILLS POST-GAME NOTES

Sun., Oct. 16, 2016
Bills (4-2) vs. 49ers (1-5)



BILLS WIN FOURTH STRAIGHT – With today’s win, the Bills improved to 4-2 on the season and extended the club’s winning streak to four, Buffalo’s longest since games 1-4, 2008 ... Buffalo snapped 2-game losing streak in series vs. San Francisco and is now 6-6 all-time vs. 49ers ... Buffalo has won 6 of last 7 games at New Era Field ... 45 points are most by Bills in a regular season game since a 49-31 win at Cin., 11/21/10, and are the most scored by Buffalo at home since a 52-34 win vs. Pit., 9/8/91 ... Bills scored 6 touchdowns today, the 26th time in team history with 6+ (last: 7 TD at Cin., 11/21/10; last at home: 6 TD vs. Ind., 10/13/91).

GROUND GAME DOMINATES - The Bills’ 491 total yds. of offense represent the 10th most in team history, and the most since 514 at Bal., 10/24/10 ... the yardage total is the most in a home game since posting 537 vs. Pit., 9/8/91 ... Buffalo finished with 312 rushing yds. today, the 5th most in team history and the most since 315 vs. Atl., 11/22/92 ... the Bills (312) and 49ers (133) combined for 445 rushing yds., the 9th highest total in Bills history and most since the N.Y. Jets (318) & Buffalo (142) combined for 460 on 10/18/09 ... Bills scored 4 rushing TDs, the 13th time in team history with 4+, and the first instance since scoring 4 at Sea., 11/28/04 ... Buffalo last scored 4 rushing TDs in a home game when they had 5 vs. Was., 11/3/96 ... the Bills had 3 rushers gain 60+ yds. today (LeSean McCoy-140, Tyrod Taylor-68, and Mike Gillislee-60), the 2nd time in 8 games Buffalo has had a trio of 60-yd. rushers (also 12/27/16 vs. Dal. – Gillislee-93, Karlos Williams-76, and Taylor-67).

57 LORENZO ALEXANDER					LB, 10 TH YEAR (1 ST WITH BILLS), CALIFORNIA
	SACKS	INT	FF	FR	
Today	1.0	0	1	0	<ul style="list-style-type: none"> Recorded <u>strip-sack</u> in 4th qtr., <u>extending streak</u> with at least $\frac{1}{2}$ sack to six games ... 2nd streak of NFL career ... other streak occurred with Was. in games 13-14, 2009 (12/13 at Oak. & 12/21 vs. N.Y.G.) ... <u>6th time a Bill, since sacks became official statistic in 1982, has had 6-game sack streak</u>, first since Aaron Schobel’s 6-game streak in games 10-15, 2006 ... <u>first Bills LB ever with 6-game sack streak</u> Alexander and Von Miller of Den. (1.0 on Thu. at S.D.) are first NFL players to participate in sacks in first 6 games of season since J.J. Watt in 2012 ... Ari.’s Markus Golden, with $\frac{1}{2}$ sack on Mon. night vs. N.Y.J., could also join this year’s group Now has 17.0 takedowns in career and has team-high 8.0 this season Alexander’s teams are 9-6 when he participates in sack (5-3 with Was., 0-1 with Ari., 4-2 with Bills) and 3-0 with a multi-sack performance (1-0 with Was., 2-0 with Bills) <u>Forced fumble</u> on sack is 5th of career on defense and 3rd this season (had one on strip-sack vs. N.Y.J. 9/15 and another vs. Ari. 9/25) ... 3 FFs in season are new career high ... (had 2 total FFs - 1 on defense & one on special teams - with Was. in 2010) 49ers kept ball after FF ... none of his 3 FFs this season has resulted in a takeaway
Season	8.0	0	3	0	
Career	17.0	0	5*	2*	
* -not incl. 1 FF & 1 FR on spec. teams					

92 ADOLPHUS WASHINGTON					DT, ROOKIE, OHIO STATE
	SACKS	INT	FF	FR	
Today	1.0	0	0	0	<ul style="list-style-type: none"> Recorded second career <u>sack</u> in 4th qtr. ... along with takedown last week at L.A., is 10th Bills rookie with sacks in back-to-back games, first since Nickell Robey-Coleman in 2013 (1.0 at Jax. 12/15 and 2.0 vs. Mia. 12/22) ... first Bills rookie DL with sack streak since Marcell Dareus in 2011 (full sacks 12/11/10 at S.D. and 12/18/11 vs. Mia.)
Season/Career	2.0	0	0	0	

17 JUSTIN HUNTER					WR, 4 TH YEAR, TENNESSEE
	RECEIVING	NO	YDS	TD	
Today		1	30	1	<ul style="list-style-type: none"> Scored <u>TD on 30-yd. rec.</u> in 3rd qtr. to give Bills 24-13 lead ... TD was 10th of NFL career, 2nd this season (had 4-yd. scoring catch last week at L.A.) ... 2nd time in career with TD in back-to-back games; previous occasion: as rookie with Ten. in games 3-4, 2013 on his first two pro receptions: 9/23 vs. S.D. (34 yds.) and 9/29 vs. N.Y.J. (17 yds.) 6 of 10 career TDs have been gains of 30+ yds. Has caught TD passes from 6 different QBs (Ryan Fitzpatrick-2, Jake Locker-2, Zach Mettenberger-2, Tyrod-Taylor- 2, Marcus Mariota-1, Charlie Whitehurst-1) Has rec. in 31 of 38 career games played ... rec. in back-to-back games for first time since career-long 21-game streak with Ten. in 2014-15 ... 5th rec. streak of career Has had 20+ yd. rec. in 15 of the 31 games in which he has a catch Today’s TD rec. gives him a first down on 51 of 70 career rec. (72.9%)
Season		2	34	2	
Career		70	1,150	10	

35 MIKE GILLISLEE					RB, 3 RD YEAR (2 ND WITH BILLS), FLORIDA
	RUSHING	ATT	YDS	TD	
Today		6	60	1	<ul style="list-style-type: none"> Scored <u>TD on 44-yd. rush</u> in 4th qtr. ... 6th overall TD of career, 3rd this season. tying personal season high (3 in 2015) ... along with 5-yd. rush TD last week at L.A., has TDs in back-to-back games for 2nd time in career (had 3-game streak in games 13-15, 2015 – all via rushing) ... 2nd Bill this season with TD streak, joining LeSean McCoy in games 3-4 (2 rush TD vs. Ari. 9/25 and 1 rec. TD at N.E. 10/2) 3 of 6 career TDs have covered at least 44 yds. Has rushing attempts in 4 straight games, continuing his first streak since 5-game streak in games 12-16, 2015 Has rush att. in 10 of 14 career games
Season		17	116	2	
Career		70	404	5	
With Bills		64	383	5	



45



16

Oct. 16, 2016 – Page 2

25 LeSEAN McCOY

RB, 8TH YEAR (2ND WITH BILLS), PITTSBURGH

RUSH-ING	ATT	YDS	TD
Today	19	140	3
Season	104	587	6
Career	1,768	8,274	53
With Bills	307	1,482	9

RECEIVING	REC	YDS	TD
Today	2	2	0
Season	21	97	1
Career	353	2,671	13
With Bills	53	389	3

BILLS RECORD BOOK

MOST RUSHING TOUCHDOWNS, GAME

5	Cookie Gilchrist	12/8/63	vs. N.Y. Jets
4	Roland Hooks	9/9/79	vs. Cincinnati
	Willis McGahee	11/28/04	at Seattle
3	Jack Kemp	10/26/63	vs. Boston
	Jim Braxton	10/6/74	at Green Bay
	Jim Braxton	11/27/75	at St. Louis
	Thurman Thomas	9/6/92	vs. L.A. Rams
	Kenneth Davis	12/19/93	at Miami
	Darick Holmes	11/3/96	vs. Washington
	Antowain Smith	9/21/97	vs. Ind.
	Antowain Smith	12/23/00	at Seattle
	Travis Henry	9/8/02	vs. N.Y. Jets
	Travis Henry	9/14/03	at Jacksonville
	LeSean McCoy	10/16/16	vs. San Fran.

- Tied career-high with 3 rushing TDs ... scored on 4-yd. rush in 1st qtr. to give Bills 7-3 lead, a 12-yd. tote in 2nd qtr. to put Buffalo up 14-10, and an 18-yd. gain in 4th qtr. to provide Bills with 31-16 advantage
- 3rd time in NFL career with 3 TDs ... all games featured 3 rushing TDs (also 9/19/10 with Phi. at Det. and 12/18/11 w/Phi. vs N.Y.J.)
- 14th time a Bill has rushed for 3 TDs in game, first since Willis McGahee had 4 at Sea., 11/28/04 ... first Bill to rush for 3 TDs in home game since Travis Henry vs. N.Y.J., 9/8/02 (see list, left)
- Now has 66 overall TDs in NFL career, 53 via rush, 13 via rec. ... Is one of 3 active NFL players with 50+ rush TDs and 10+ rec. TDs, along with Frank Gore (72 rush, 13 rec., playing tonight for Ind. at Hou.) and Arian Foster (54 rush, 14 rec., none today for Mia. vs. Pit.)
- Is one of 122 players in NFL history with 66+ TDs, but is one of only 3 active players with 65+ career TDs along with 7,500 rushing yds. and 2,500 rec. yds., along with Frank Gore (86 TD, 12,367 rush yds., 3,220 rec. yds., playing tonight Ind. at Hou.) and Matt Forte (67 TD, 8,943 rush yds., 4,206 rec. yds., playing Mon. night for N.Y.J. at Ari.)
- 13th career game with 2+ TDs, 2nd in 4 games (had 2 rushing TDs vs. Ari. 9/25) ... 3rd Bill in 4 years to post 2+ multi-TD games in a season, joining Fred Jackson (2 in 2013) and Sammy Watkins (2 in 2015) ... 42nd Bill to record 2+ multi-TD games in career
- Has TDs in 3 of last 4 games and in 4 of first 6 games this season ... Has scored TDs in 9 of last 16 games played and in 6 of last 11 contests
- 17 of 66 TDs, including first two today, have given his team a lead
- McCoy's teams are 32-18 when scoring TD (10-3 with 2, 3-0 with 3)
- 140 rush yds. ... 29th career 100-yd. rushing game, 6th with Bills and 3rd this season (had 110 vs. Ari. 9/25 and 150 at L.A. last week) ... 29 career 100-yd. games ranks 5th among active NFL players ... only players with more: Adrian Peterson (49), Chris Johnson (40), Frank Gore (39), and Arian Foster (32)
- 11th Bill with 6+ 100-yd. rushing games ... is tied with Marshawn Lynch (6) for 10th on club all-time list
- Along with 150 yds. last week at L.A., has 100+ rush yds. in consecutive games for first time since games 8-9, 2015 (112 vs. Mia. 11/8 and 112 at N.Y.J. 11/12)
- McCoy's teams are 26-3 when he has 100-yd. rushing game
- Gained 106 yds. in first half, one week after having 111 by halftime at L.A. ... first Bill since at least 1991 to have multiple games in one season with 100+ rush yds. by halftime ... Per Elias Sports Bureau, McCoy is 1st NFL RB to rush for 100+ yds. in the first half of consecutive games since Jeremy Hill for Cin. in 2014 (on 12/14 & 12/22)
- Raised career rushing yd. total to 8,274 ... figure now ranks 41st on league's all-time chart ... today moved past Maurice Jones-Drew (8,167), Priest Holmes (8,172), Gerald Riggs (8,188), Roger Craig (8,189), Herschel Walker (8,225), and Earnest Byner (8,261) ... 104 yds. behind #40 Joe Perry (8,378)
- Has averaged 4.83 yds. per rush att. with Bills, the 2nd highest in team history (min. 200 att.), trailing only C.J. Spiller (4.97)
- 38-yd. rush in 2nd qtr. ... along with 53-yd. non-scoring tote last week at L.A., is first Bill with 35+ yd rush in back-to-back games since Mike Gillislee in games 14-15, 2015 (60-yd. TD at Was. 12/20 and 50-yd. TD vs. Dal. 12/27)
- 2 rec. ... has rec. in 8 straight games and 20 of last 21 games (was held without rec. 12/6/15 vs. Hou.) ... has rec. in 100 of 108 career games
- Has 2+ rec. in all 6 games this season, first Bill to open season with 6 straight multi-rec. games since Fred Jackson and Sammy Watkins in 2014 ... last had 6-game streak with 2+ rec. in games 6-11, 2015
- 142 scrimmage yds. today (140 rush + 2 rec.) ... 59th career game with 100+ scrimmage yds. and 4th in row (had 116 vs. Ari. 9/25, 108 at N.E. 10/2, and 158 at L.A. last week) ... continues 11th streak of career ... has 100+ scrimmage yds. in 11 of last 14 games played ... 4 straight games with 100+ scrimmage yds. is longest since 7-game streak in games 7-13, 2015
- Remains 4th among active NFL players with 59 career games with 100+ scrimmage yds., trailing only Adrian Peterson (70), Matt Forte (68), and Frank Gore (67) ... McCoy's teams are 35-24 when he gains 100+ yds. from scrimmage
- Career scrimmage yardage total now stands at 10,945 (8,274 rush + 2,671 rec.) ... figure now ranks 78th on NFL all-time list ... today moved past Charlie Garner (10,808), Stanley Morgan (10,843), Roddy White (10,882), and Gary Clark (10,910) ... within 150 or less of #77 Shaun Alexander (10,973) and #76 Freeman McNeil (11,035)

36 JONATHAN MEEKS

S, 3RD YEAR, CLEMSON











	SACKS	INT	FF	FR
Today	0.0	0	0	0*
Season	0.0	0	0	0*
Career	0.0	0	0*	0*



















- Recorded first career fumble recovery on kickoff coverage in 4th qtr. ... takeaway led to TD which gave Bills 38-16 lead





* – does not incl. 1 FF & 1 FR on spec. teams











5 TYROD TAYLOR							QB, 6 TH YEAR (2 ND WITH BILLS), VIRGINIA TECH
PASSING	ATT	COM	YDS	PCT	TD	INT	
Today	26	17	179	65.4	2	0	Official W-L record as NFL starting QB is now 11-8 (was not credited with start when he lined up at WR to begin 2015 opener vs. Ind.)
Season	165	103	1,076	62.4	8	2	<u>179 passing yds.</u> today raised career total with Bills to 4,111 ... reached 4,000 yd. milestone with 6-yd. pass to Nick O'Leary in 2 nd qtr. ... surpassed 4,000-yd. figure in 20 th game with team, the 4 th fewest games in Bills history; only faster QBs to 4,000 yds. in team history were Drew Bledsoe (15 games), Jim Kelly (18), and Doug Flutie (19) (see list, left)
Career	580	364	4,310	62.8	28	10	Has averaged 7.54 yds. per att. as Bill, maintaining club career record (min. 250 att.) (2 nd highest: 7.42 by Jim Kelly (4,780-35,467))
With Bills	545	345	4,111	63.3	28	8	Threw <u>2 TD passes</u> (30 yds. to Justin Hunter in 3 rd qtr. and 5 yds. to Robert Woods in 4 th qtr.) ... <u>8th multi-TD game in NFL career</u> (has 5 games with 3 TD passes & 3 games with 2) ... has TD pass in 15 of 20 starts in NFL
RUSHING	ATT	YDS	TD				
Today	8	68	0	Has thrown 28 TD passes as Bill, surpassing Rob Johnson for 9 th on club all-time (see list, left) ... needs 5 to tie #8 J.P. Losman (33)			
Season	34	236	1	<u>110.9 passer rating</u> today is highest (min. 20 att.) since 112.8 vs. N.Y.J., 9/15/16 ... has topped 100+ rating in 6 of 16 career games with Bills with 20+ att. ... has 90+ rating in 10 of 16 career games with Bills with 20+ att. ... has 80+ rating in 12 of 16 Bills games with 20+ att.			
Career	166	940	6	Career passer rating of <u>97.3</u> with Bills remains club record (min. 250 att.), ahead of 87.8 by Kyle Orton (see list, left)			
With Bills	148	804	5	Completed 65.4% of pass att. today, increasing career completion rate with Bills to 63.30% ... figure ranks 2 nd on club chart (min. 250 att.), behind 64.21% by Kyle Orton (see list, left)			
BILLS RECORD BOOK							
FEWEST GAMES NEEDED FOR 4,000 PASSING YDS.							
15 Drew Bledsoe							
18 Jim Kelly							
19 Doug Flutie							
<u>20 Tyrod Taylor</u>							
22 Jack Kemp							
Trent Edwards							
Ryan Fitzpatrick							
26 Dennis Shaw							
27 Rob Johnson							
28 J.P. Losman							
36 Joe Ferguson							
BILLS RECORD BOOK							
MOST TOUCHDOWN PASSES, CAREER							
237 Jim Kelly 1986-96							
181 Joe Ferguson 1973-84							
80 Ryan Fitzpatrick 2009-12							
77 Jack Kemp 1962-69							
55 Drew Bledsoe 2002-04							
47 Doug Flutie 1998-2000							
35 Dennis Shaw 1970-73							
33 J.P. Losman 2004-08							
<u>28 Tyrod Taylor, 2015-16</u>							
27 Rob Johnson 1998-2001							
25 Trent Edwards 2007-10							
BILLS RECORD BOOK							
HIGHEST PASSER RATING, CAREER							
(min. 250 att.)							
<u>97.3 Tyrod Taylor, 2015-16</u>							
87.8 Kyle Orton, 2014							
85.5 Rob Johnson, 1998-2001							
84.4 Jim Kelly, 1986-96							
81.9 Frank Reich, 1985-94							
BILLS RECORD BOOK							
HIGHEST COMPLETION PCT., CAREER							
(min. 250 att.)							
64.21% Kyle Orton, 2014 (287-447)							
<u>63.30% Tyrod Taylor, 2015 (345-545)</u>							
60.93% Trent Edwards, 2007-10 (535-878)							
60.48% Rob Johnson, 1998-2001 (401-663)							
60.13% Jim Kelly, 1986-96 (2,874-4,780)							
BILLS RECORD BOOK							
MOST RUSHING YDS., QUARTERBACK, GAME							
79 Tyrod Taylor, 12/20/15 at Washington							
76 Tyrod Taylor, 10/11/15 at Tennessee							
Tyrod Taylor, 9/25/16 vs. Arizona							
74 Gary Marangi, 10/24/76 vs. New England							
Ryan Fitzpatrick, 10/3/10 vs. N.Y. Jets							
<u>68 Tyrod Taylor, 10/16/16 vs. San Francisco</u>							
67 Doug Flutie, 9/19/99 vs. N.Y. Jets							
Rob Johnson, 10/28/01 at San Diego							
Tyrod Taylor, 12/27/15 vs. Dallas							
65 M.C. Reynolds, 9/30/61 vs. San Diego							
63 Rob Johnson, 9/23/01 at Indianapolis							


10 ROBERT WOODS				WR, 4TH YEAR, USC	
RECEIVING	NO	YDS	TD		Scored TD on 5-yd. rec. in 4 th qtr. to give Bills 38-16 lead ... 12 th career TD, 1 st since 12/6/15 vs. Hou.
Today	5	44	1		25 th player in Bills history to record 12 rec. TDs in career
Season	25	240	1		16 th Bill with 12 rec. TDs in first 4 or fewer pro seasons
Career	177	2,078	12		Has at least 3 TD rec. from 3 different QBs, accounting for all career TDs (Kyle Orton-5, EJ Manuel-4, Tyrod Taylor-3)
BILLS RECORD BOOK					
MOST REC., FIRST 4 PRO SEASONS					
233	Lee Evans, 2004-07 (46/48/84/55)				
232	Peerless Price, 1999-2002 (31/52/55/94)				
229	Andre Reed, 1985-88 (48/53/57/71)				
189	Thurman Thomas, 1988-92 (18/60/49/62)				
186	Jerry Butler, 1979-82 (48/57/55/26)				
181	Eric Moulds, 1996-99 (20/29/67/65)				
177	Robert Woods, 2013-16 (40/65/47/25)				
170	Stevie Johnson, 2008-12 (10/2/82/76)				
162	Joe Cribbs, 1980-83 (52/40/13/57)				
159	Elbert Dubenion, 1960-63 (42/31/33/53)				
 Bills are 7-5 with Woods TD					
 5 rec. ... has rec. in 49 of 50 career games ... only game held without rec. was 11/8/15 vs. Mia.					
 13-game rec. streak is longest current streak on Bills					
 177 rec. in first 4 pro seasons remains 7 th on club all-time chart (see list, left) ... needs 5 next week at Mia.					
 to surpass #6 Eric Moulds					
 All 5 rec. today resulted in a first down ... 102 of 177 career NFL rec. (57.6%) have moved the chains, as have 61 of his last 101 (60.4%)					

85 CHARLES CLAY				TE, 6TH YEAR (2ND WITH BILLS), TULSA	
RECEIVING	REC	YDS	TD		5 rec. ties season-high (had 5 vs. N.Y.J. 9/15, 5 at N.E. 10/2 and 5 at L.A. last week) ... 3 straight games with 5+ rec., continues 6 th career streak with 5+ rec. (has had three previous 2-game streaks and two 3-game streaks – with Mia. in games 8-10, 2014 and games 14-16, 2014)
Today	5	52	0		3-game streak with 5+ rec. is longest ever by Bills TE ... there have been only 6 previous 2-game streaks in Bills history, and Clay is one of only two players (along with Scott Chandler in 2011 & 2012) with multiple streaks
Season	22	239	0		
Career	234	2,576	17		
With Bills	73	767	3		52 rec. yds. today, along with 73 rec. yds. last week at L.A., gives Clay his 5 th career streak of 50+ yd. games (previously done in games 1-2, 2013 (54 at Cle., 109 at Ind.), games 12-13, 2013 (80 at N.Y.J., 97 at Pit.), games 14-15, 2014 (59 at N.E., 114 vs. Min.), and games 3-4, 2015 (82 at Mia., 111 vs. N.Y.G.)) ... streak is 13 th ever by Bills TE; Clay is just 4 th Bills TE with multiple streaks with 50+ rec. yds. in career with club, joining Reuben Gant (1976 & 1977), Pete Metzelaars (1992 & 4-game streak in 1993), and Scott Chandler (2011 and twice in 2012)
					
					
					
					
					
					
					
					
					
					
					
					
					

84 NICK O'LEARY				TE, 1ST YEAR, FLORIDA STATE	
RECEIVING	NO	YDS	TD		2 rec. ties career high (also had 2 at N.E. 10/2/16) ... has rec. in 3 of last 4 games
Today	2	29	0		4 of 6 career rec. have resulted in first downs
Season	5	77	0		23-yd. gain today was 3 rd of 6 career rec. to cover 23+ yds. ... had 37-yd. gain, 12/20/15 at Was. and 28-yd. play vs. Ari. 9/25/16
Career	6	114	0		

3 EJ MANUEL							QB, 4TH YEAR, FLORIDA STATE			
PASSING	ATT	COM	YDS	PCT	TD	INT		Threw incompletions on 2 att. during Bills' final TD drive		
Today	2	0	0	0.0	0	0		Career interception pct. of 2.86% ranks 6 th in Bills history, behind 1.47% by Tyrod Taylor (8-545), 2.24% by Kyle Orton (447-10), 2.56% by Rob Johnson (663-17), 2.81% by Drew Bledsoe (1,531-43), and 2.82% by Doug Flutie (1,063-30) ... Also remains in top 10 on Bills career leader lists in passer rating (78.3 remains 9 th) and completion pct. (58.97% ranks 10 th)		
Season	3	1	10	33.3	0	0		3 rush att. & 11 yds. are most since having 8 carries for 38 yds. at Jax. (London), 10/25/15		
Career	524	309	3,381	59.0	19	15		8-yd. long gain today was longest since 12-yd. carry at Jax. (London), 10/25/15		
RUSHING	ATT	YDS	TD							
Today	3	11	0							
Season	5	13	0							
Career	91	315	4							

88 MARQUISE GOODWIN				WR, 4TH YEAR, TEXAS	
RECEIVING	NO	YDS	TD		2 rec. ... extended rec. streak to 5 games, continuing 2 nd rec. streak of career and establishing a nw career-long (had 4-game streak as rookie in games 8-11, 2013)
Today	2	22	0		Neither of today's rec. resulted in first down, but 21 of 28 career rec. (75.0%) have moved the chains
Season	8	165	2		
Career	28	514	5		

31 JONATHAN WILLIAMS				RB, ROOKIE, ARKANSAS	
RUSHING	ATT	YDS	TD		Set new career highs with 5 rush att. for 21 yds. (had 3 carries for 2 yds. vs. Ari., 9/25/16)
Today	5	21	0		
Season/Career	8	23	0		

2 DAN CARPENTER				K, 9 TH YEAR (4 TH WITH BILLS), MONTANA	
SCORING	XP-ATT	FG-ATT	PTS		
Today	6-6	1-1	9		9 pts. today ... Raised career point total to 944 ... now tied for 65 th on NFL all-time scoring chart ... today moved past Terrell Owens (942) and tied Chris Jacke (944) ... within 15 pts. or fewer of #64 Randy Moss (950), #63 Lou Michaels (955), and #62 Jeff Reed (959)
Season	18-20	8-10	42		
Career	269-279	225-265	944		
With Bills	115-124	98-111	409		Has scored in all 54 games played with Bills ... streak is now tied as 4 th longest in team history (see list, left)
BILLS RECORD BOOK					
MOST CONSECUTIVE GAMES SCORING					
92	Scott Norwood,				Personal point streak extended to 88 games (scored in last 34 games with Mia., 2010-12)
	9/7/86 vs. N.Y.J.-12/22/91 vs. Det.				409 pts. in Bills career remains 7 th on club all-time list (see list, left) ... 11 behind #6 O.J. Simpson (420)
60	Steve Christie,				1-1 on FG today (successful from 40 yds.) ... 225 FG in NFL now rank alone in 50 th place on league all-time FG list ... today broke tie with Greg Davis (224) ... within 5 or fewer of #49 Mike Nugent (226, incl. 1 today for Cin. at N.E.), #48 Jeff Jaeger (229), and #47 Mike Vanderjagt (230)
	11/21/93 vs. Ind.-10/5/97 vs. Det.				98 FGs with Bills remain 4 th on team all-time FG list, 34 behind #3 Scott Norwood (133) ... needs 2 FGs to become 4 th kicker in Bills history with 100+ FG
56	Rian Lindell,				<u>Bills all-time FG accuracy leader</u> (min. 50 att.) with success rate of 88.29% (98 of 111), ahead of #2 Rian Lindell (83.33%, 225 of 270)
	9/14/09 at N.E.- 12/30/12 vs. N.Y.J.				6-6 on PAT kicks today ... 20 th time a Bills kicker has had 6+ in single game, most since Rian Lindell had 7 at Cin., 11/21/10 ... most by Bills kicker in home game since Scott Norwood had 6 vs. Ind., 10/13/91
54	Steve Christie,				115 PAT kicks with Bills remain 5 th on club all-time chart ... 32 behind #4 John Leyboldt (147)
	10/20/97 at Ind.-11/26/00 at T.B.				
54	Dan Carpenter,				
	9/8/13 vs. N.E.- 10/16/16 vs. S.F.				
52	Rian Lindell,				
	11/21/04 vs. St.L.-12/9/07 vs. Mia.				
BILLS RECORD BOOK					
MOST POINTS, CAREER					
1,011	Steve Christie K 1992-2000				
980	Rian Lindell K 2003-12				
670	Scott Norwood K 1985-91				
522	Thurman Thomas RB 1988-99				
	Andre Reed WR 1985-99				
420	O.J. Simpson RB 1969-77				
409	Dan Carpenter K 2013-15				
369	John Leyboldt K 1971-76				
298	Eric Moulds WR 1996-2005				
260	Lee Evans WR 2004-10				

22 REGGIE BUSH				RB, 11 TH YEAR (1 ST WITH BILLS), SOUTHERN CALIFORNIA	
RUSHING	ATT	YDS	TD		
Today	2	6	0		6 rushing yds. today ... increased career rushing yd. total to 5,498 ... figure remains 104 th on league's all-time chart ... needs 87 yds. to tie #102 Joe Morris (5,585)
Season	6	5	0		Held without rec. for 13 th time in 125 career games ... held without rec. in 5 straight games, continuing first such streak of career
Career	1,280	5,498	35		
RECEIVING	REC	YDS	TD		
Today	0	0	0		Career scrimmage yardage total now stands at 9,006 (5,498 rush + 3,508 rec.) ... figure remains 133 rd on NFL all-time list ... 15 behind #132 Bill Brown (9,021) and also within 100 or less of #131 Chuck Muncie (9,025), #130 Frank Gifford (9,043), #129 Harold Carmichael (9,049), #128 Wes Chandler (9,050), #127 Tony Martin (9,062), and #126 Mark Clayton (9,082)
Season	0	0	0		
Career	470	3,508	18		










6 COLTON SCHMIDT				P, 3 RD YEAR, CALIFORNIA-DAVIS	
PUNTING	NO	YDS	AVG		
Today	3	152	50.7		Averaged 50.7 yds. per punt today, increasing career average to 44.33 ... figure remains 2 nd on club all-time average chart (see list, left)
Season	28	1,200	42.9		196 career punts remain 8 th on Bills all-time list ... 57 behind #7 Spike Jones (253)
Career	196	8,689	44.3		1 of today's punts gave 49ers ball inside 20 ... has at least one "in-the-20" in 30 of 38 games of NFL career
BILLS RECORD BOOK					
HIGHEST PUNTING AVERAGE, CAREER (min. 100 punts)					
44.73	Shawn Powell 2012-13 (100-4,473)				63 of 196 career punts (32.1%) have pinned opponent inside their 20 ... remains 6 th on Bills career list for inside-the-20s, 2 behind #5 Greg Cater (65) ... 48 behind #4 John Kidd (111)
44.33	Colton Schmidt 2014-15 (196-8,689)				Longest punt today covered 54 yds. ... has 50+ yd. punt in 26 of 38 games of NFL career ... has 50+ yd. kick in 13 of last 19 contests
43.74	Brian Moorman 2001-13 (923-40,370)				
42.12	Paul Maguire 1964-70 (552-23,249)				
41.74	Marv Bateman 1974-77 (262-10,937)				

53 ZACH BROWN				LB, 5 TH YEAR (1 ST WITH BILLS), NORTH CAROLINA	
	SACKS	INT	FF	FR	
Today	1.0	0	0	0	Recorded sack in 3 rd qtr. ... raised career total to 12.0 and season total to 2.0 ... has sacks in 2 of last 3 games (had takedown at N.E. 10/2)
Season	2.0	0	2	0	Brown's teams are 6-4 when he participates in sack (2-1 when involved in 2)
Career	12.0	6	4	3	

21 NICKELL ROBEY-COLEMAN				CB, 4 TH YEAR, SOUTHERN CALIFORNIA	
	SACKS	INT	FF	FR	
Today	0.0	0	0*	0	Forced fumble on kickoff coverage in 4 th qtr. ... FF is 2 nd overall in career (had other FF on defense as rookie at Jax., 12/15/13) ... Jonathan Meeks recovered loose ball and Bills converted takeaway into TD for 38-16 lead
Season	0.0	2	0*	1	
Career	5.0	3	2*	3*	

* – does not incl. 1 FF & 1 FR on spec. teams



15 BRANDON TATE					WR, 8 TH YEAR (1 ST WITH BILLS), NORTH CAROLINA	
PUNT RET.	NO	YDS	AVG	TD		Returned 2 punts for 16 yds. ... has PR in 66 of last 86 NFL games
Today	2	16	8.0	0		Has PR in 6 straight games, longest streak since 11-game stretch with Cin. in games 2-12, 2015
Season	11	100	9.1	0		Has PR in each of 6 games this season, longest streak by a Bill since Leodis McKelvin had return in first 9 games of 2014
Career	165	1,515	9.2	1		
KICKOFF RET.	NO	YDS	AVG	TD		Has 165 PR in NFL career ... Needs 35 to become 41 st player in league history with 200+
Today	0	0	0.0	0		Has 1,515 PR yds. in NFL career ... Needs 485 to become 38 th player in league history with 2,000+
Season	10	235	23.5	0		Did not return kickoff today ... 24 th time in 104 career NFL games without KOR
Career	200	4,915	24.6	2		Has 200 KOR in NFL career ... remains 39 th on NFL all-time KOR chart ... within 7 or less of #38 Tim Dwight (203), #37 Andre Davis (205), and #36 Terrence McGee (207)
						Ranks 4 th among active players on KOR list, trailing Darren Sproles (331, none today for Phi. at Was.), Ted Ginn Jr. (297, incl 3 today for Car. at N.O.), and Devin Hester (285, inactive today for Bal. at N.Y.G.)
						Has 4,915 KOR yds. in NFL career ... needs 85 to become 31 st player in league history with 5,000+ ... ranks 4 th among active players on KOR yardage list, trailing Darren Sproles (8,350, none today for Phi. at Was.), Devin Hester (7,126, inactive today for Bal. at N.Y.G.), and Ted Ginn Jr. (6,786, incl. 66 today for Car. at N.O.)



LAST WEEK

Flip Card and Gamebook

Regular Season Game #6

Buffalo Bills vs. San Francisco 49ers
Sunday, October 16, 2016

BILLS

NO	NAME	POS
2	Dan Carpenter	K
3	EJ Manuel	QB
5	Tyrod Taylor	QB
6	Colton Schmidt	P
7	Cardale Jones	QB
10	Robert Woods	WR
15	Brandon Tate	WR
17	Justin Hunter	WR
19	Walter Powell	WR
20	Corey Graham	S
21	Nickell Robey-Coleman	CB
22	Reggie Bush	RB
23	Aaron Williams	S
24	Stephon Gilmore	CB
25	LeSean McCoy	RB
26	Robert Blanton	S
27	Duke Williams	S
28	Ronald Darby	CB
29	Kevon Seymour	CB
30	Corey White	CB
31	Jonathan Williams	RB
35	Mike Gillislee	RB
36	Jonathan Meeks	S
42	Jerome Felton	FB
43	Jerome Felton	FB
50	Ramon Humber	LB
51	Brandon Spikes	LB
52	Preston Brown	LB
53	Zach Brown	LB
55	Jerry Hughes	LB
56	Lorenzo McCray	LB
57	Gabe Ikard	LB
61	Gabe Ikard	G
64	Richie Incognito	G
65	Garrison Sanborn	LS
66	Seantrel Henderson	T
67	Patrick Lewis	C
70	Eric Wood	C
71	Cyrus Kouandjio	T
72	Ryan Gray	G
74	Michael Oia	T
76	John Miller	G
77	Cordy Glenn	T
79	Jordan Mills	T
84	Nick O'Leary	TE
85	Charles Clay	TE
87	Gerald Christian	TE
88	Marquise Goodwin	WR
91	Leger Douzable	DE
92	Adolphus Washington	DT
94	Jerel Worthy	DE
95	Kyle Williams	DT
97	Corbin Bryant	DT
99	Marcell Dareus	DT

PRONUNCIATIONS

Dareus, Marcel	DAR-e-us (like 'jar')
Douzable, Leger	Leh-je DOO-zah-bull
Gillislee, Mike	gill-is-LEE
Gilmore, Stephon	steph-AHN
Goodwin, Marquise	Mar-keese
Henderson, Seantrel	SHAWN-trel
Ikard, Gabe	EYE-kurd
Kouandjio, Cyrus	KWAN-jo
McCray, Larentee	Luh-RENT-ey
Oia, Michael	OH-luh
Seymour, Kevon	KEY-von
Worthy, Jerel	juh-RELL

BUFFALO BILLS vs. SAN FRANCISCO 49ERS

Sunday, October 16, 2016 - 1:00 PM

New Era Field, Orchard Park, New York



NO	NAME	POS
2	Blaine Gabbert	QB
4	Phil Dawson	K
5	Bradley Pinion	P
7	Colin Kaepernick	QB
11	Quinton Patton	WR
13	Aaron Burbridge	WR
15	Christian Ponder	QB
17	Jeremy Kerley	WR
19	Keshawn Martin	WR
20	Marcus Cromartie	CB
22	Mike Davis	RB
24	Shaun Draughn	RB
25	Jimmie Ward	DB
26	Tramaine Brock	CB
27	Keith Reaser	CB
28	Carlos Hyde	RB
29	Jaquiski Tarrt	S
33	Rashard Robinson	CB
35	Eric Reid	S
36	Dontae Johnson	CB
38	JaCorey Shepheard	CB
41	Antoine Bethea	S
50	Nick Bellore	LB
51	Gerald Hodges	LB
55	Ahmad Brooks	LB
56	Shayne Skov	LB
57	Michael Wilhoite	LB
58	Eli Harold	LB
59	Aaron Lynch	LB
61	Andrew Tiller	G
63	Tony Jerod-Eddie	DT
64	Mike Purcell	NT
65	Joshua Garnett	G
66	Marcus Martin	C
67	Daniel Kilgore	C
68	Zane Beadles	G
71	John Theus	OL
74	Joe Staley	T
77	Trent Brown	OL
81	Rod Streater	WR
82	Torrey Smith	WR
84	Blake Bell	TE
85	Je'Ron Hamm	TE
86	Kyle Nelson	TE/LS
88	Garrett Celek	TE
89	Vance McDonald	TE
90	Glenn Dorsey	DL
91	Arik Armstead	DL
92	Quinton Dial	DL
95	Tank Carradine	DL
96	Taylor Hart	DT
98	Ronald Blair	DL
99	DeForest Buckner	DL

PRONUNCIATIONS

Nick Bellore	buh-LORE
Antoine Bethea	ANN-twahn, buh-THAY
DeForest Buckner	duh-FORE-ist
Tramaine Brock	truh-MAIN
Ahmad Brooks	uh-MAHD
Tank Carradine	CARE-uh-deen
Garrett Celek	SELL-ick
Shaun Draughn	DRONE
Colin Kaepernick	CAP-ur-nick
Daniel Kilgore	KILL-gore
Bradley Pinion	PIN-yunn
Mike Purcell	purr-SELL
Joe Staley	STAY-lee
Jaquiski Tarrt	juh-KWAH-skee
Michael Wilhoite	WILL-hoyt

BILLS OFFENSE

WR	88	Marquise Goodwin	19	Walter Powell	17	Justin Hunter
LT	77	Cordy Glenn	71	Cyrus Kouandjio		
LG	64	Richie Incognito	61	Gabe Ikard		
C	70	Eric Wood	67	Patrick Lewis	66	Seantrel Henderson
RG	76	John Miller	72	Ryan Gray	87	Gerald Christian
RT	79	Jordan Mills	74	Michael Oia	7	Cardale Jones
TE	85	Charles Clay	84	Nick O'Leary	22	Reggie Bush
QB	5	Tyrod Taylor	3	EJ Manuel	15	Brandon Tate
FB	42	Jerome Felton	35	Mike Gillislee		
RB	25	LeSean McCoy	15	Brandon Tate		
WR	10	Robert Woods				

31 Jonathan Williams

BILLS DEFENSE

DT	95	Kyle Williams	21	Nickell Robey-Coleman	30	Corey White
NT	99	Marcell Dareus	27	Duke Williams	36	Jonathan Meeks
DE	97	Corbin Bryant	26	Robert Blanton		
OLB	55	Jerry Hughes	29	Kevon Seymour		
WILL	53	Zach Brown				
MIKE	52	Preston Brown				
OLB	57	Lorenzo Alexander				
CB	28	Ronald Darby				
S	23	Aaron Williams				
S	20	Corey Graham				
CB	24	Stephon Gilmore				

49ERS DEFENSE

LDT	91	Arik Armstead	99	DeForest Buckner	98	Ronald Blair
NT	64	Mike Purcell	90	Glenn Dorsey		
RDT	92	Quinton Dial	63	Tony Jerod-Eddie	96	Taylor Hart
OLB	55	Ahmad Brooks	95	Tank Carradine		
ILB	50	Nick Bellore	56	Shayne Skov		
ILB	57	Michael Wilhoite	51	Gerald Hodges		
OLB	59	Aaron Lynch	58	Eli Harold		
LOB	26	Tramaine Brock	36/33	Dontae Johnson/Rashard Robinson	38	JaCorey Shepheard
RCB	25	Jimmie Ward	27	Keith Reaser		
FS	35	Eric Reid	20	Marcus Cromartie		
SS	41	Antoine Bethea	29	Jaquiski Tarrt		

49ERS OFFENSE

WR	17	Jeremy Kerley	19	Keshawn Martin		
LT	74	Joe Staley	71	John Theus		
LG	68	Zane Beadles	65	Joshua Garnett		
C	67	Daniel Kilgore	66	Marcus Martin		
RG	61	Andrew Tiller				
RT	77	Trent Brown				
TE	89	Vance McDonald	88	Garrett Celek	84	Blake Bell
WR	82	Torrey Smith	13	Aaron Burbridge	85	Je'Ron Hamm
WR	11	Quinton Patton	81	Rod Streater		
RB	28	Carlos Hyde	24	Shaun Draughn	22	Mike Davis
QB	7	Colin Kaepernick	2	Blaine Gabbert	15	Christian Ponder

BILLS SPECIALISTS

K	2	Dan Carpenter				
KO	2	Dan Carpenter				
P	6	Colton Schmidt				
KOR	15	Brandon Tate	22	Reggie Bush	19	Walter Powell
PR	15	Brandon Tate	22	Reggie Bush	19	Walter Powell
LS	65	Garrison Sanborn				
H	6	Colton Schmidt				

49ERS SPECIALISTS

P	5	Bradley Pinion				
K	4	Phil Dawson	5	Bradley Pinion		
H	5	Bradley Pinion				
PR	17	Jeremy Kerley	82	Torrey Smith		
KOR	17	Jeremy Kerley	82	Torrey Smith	11	Quinton Patton
LS	86	Kyle Nelson	89	Vance McDonald		

Rookie players are underlined.
Injured players are in italics.

Rookie players are underlined.
Injured players are in italics.

TODAY'S OFFICIALS

Referee - Gene Steratore (114), Umpire - Bill Schuster (89), Head Linesman - Ed Walker (123), Line Judge - Mike Weatherford (116), Side Judge - Bob Waggoner (25), Back Judge - Dino Paganelli (105), Replay Official - Paul Weidner

WEEK 6, 2016

National Football League Game Summary

NFL Copyright © 2016 by The National Football League. All rights reserved. This summary and play-by-play is for the express purpose of assisting media in their coverage of the game; any other use of this material is prohibited without the written permission of the National Football League. Updated: 10/17/2016

Date: Sunday, 10/16/2016 San Francisco 49ers at Buffalo Bills Start Time: 1:02 PM EDT
at New Era Field, Orchard Park NY

Game Day Weather

Game Weather: Mostly cloudy Temp: 72° F (22.2° C) Humidity: 61%, Wind: SW 22 mph
 Played Outdoors on Turf: A-Turf Titan Outdoor Weather: Forecast: cloudy & breezy, 30% chance of showers,

Officials

Referee: Steratore, Gene (114)	Umpire: Schuster, Bill (89)	Head Linesman: Walker, Ed (123)
Line Judge: Arthur, Gary (108)	Side Judge: Waggoner, Bob (25)	Field Judge: Weatherford, Mike (116)
Back Judge: Paganelli, Dino (105)	Replay Official: Weidner, Paul	

Lineups

San Francisco 49ers				Buffalo Bills			
Offense		Defense		Offense		Defense	
WR 17	J.Kerley	LDT 91	A.Armstead	WR 88	M.Goodwin	DT 95	K.Williams
LT 74	J.Staley	NT 99	D.Buckner	LT 77	C.Glenn	NT 91	L.Douzable
LG 68	Z.Beadles	RDT 92	Q.Dial	LG 64	R.Incognito	OLB 55	J.Hughes
C 67	D.Kilgore	LOLB 55	A.Brooks	C 70	E.Wood	WILL 53	Z.Brown
RG 65	J.Garnett	LILB 50	N.Bellore	RG 76	J.Miller	MIKE 52	P.Brown
RT 77	T.Brown	RILB 57	M.Wilhoite	RT 79	J.Mills	OLB 57	L.Alexander
TE 89	V.McDonald	ROLB 59	A.Lynch	TE 85	C.Clay	DB 21	N.Robey-Coleman
WR 82	T.Smith	LCB 26	T.Brock	WR 10	R.Woods	CB 28	R.Darby
WR 11	Q.Patton	RCB 33	R.Robinson	WR 17	J.Hunter	S 23	A.Williams
QB 7	C.Kaepernick	FS 35	E.Reid	QB 5	T.Taylor	S 20	C.Graham
RB 28	C.Hyde	SS 41	A.Bethea	RB 25	L.McCoy	CB 24	S.Gilmore

Substitutions

K 4 P.Dawson, P 5 B.Pinion, WR 13 A.Burbridge, WR 19 K.Martin, DB 20 M.Cromartie, RB 22 M.Davis, RB 24 S.Draughn, DB 27 K.Reaser, DB 36 D.Johnson, DB 38 J.Shepherd, LB 51 G.Hodges, LB 56 S.Skov, LB 58 E.Harold, G 61 A.Tiller, NT 64 M.Purcell, WR 81 R.Streater, TE 85 J.Hamm, LS 86 K.Nelson, TE 88 G.Celek, DE 90 G.Dorsey, DE 95 C.Carradine, DE 98 R.Blair

Substitutions

K 2 D.Carpenter, QB 3 E.Manuel, P 6 C.Schmidt, WR 15 B.Tate, WR 19 W.Powell, RB 22 R.Bush, S 26 R.Blanton, S 27 D.Williams, CB 29 K.Seymour, CB 30 C.White, RB 31 J.Williams, RB 35 M.Gillislee, S 36 J.Meeks, FB 42 J.Felton, LB 50 R.Humber, LB 51 B.Spikes, LB 56 L.McCray, LS 65 G.Sanborn, G 72 R.Groy, T 74 M.Ola, TE 84 N.O'Leary, DT 92 A.Washington, DE 94 J.Worthy, DT 97 C.Bryant

Did Not Play

QB 2 B.Gabbert, C 66 M.Martin

Did Not Play

Not Active

QB 15 C.Ponder, DB 25 J.Ward, DB 29 J.Tartt, DE 63 T.Jerod-Eddie, T 71 J.Theus, TE 84 B.Bell, DE 96 T.Hart

Not Active

QB 7 C.Jones, C 61 G.Ikard, T 66 S.Henderson, C 67 P.Lewis, T 71 C.Kouandjio, TE 87 G.Christian, DT 99 M.Dareus

Field Goals (made () & missed)

	P.Dawson	(33)	(48)	(47)	D.Carpenter	(40)		
		1	2	3	4	OT	Total	
VISITOR: San Francisco 49ers		3	10	0	3	0	16	
HOME: Buffalo Bills		7	10	7	21	0	45	

Scoring Plays

Team	Qtr	Time	Play Description (Extra Point) (Drive Info)	Visitor	Home
49ers	1	5:43	P.Dawson 33 yd. Field Goal (7-13, 3:53)	3	0
Bills	1	0:14	L.McCoy 4 yd. run (D.Carpenter kick) (11-75, 5:29)	3	7
49ers	2	13:56	T.Smith 53 yd. pass from C.Kaepernick (P.Dawson kick) (4-75, 1:18)	10	7
Bills	2	10:18	L.McCoy 12 yd. run (D.Carpenter kick) (7-75, 3:38)	10	14
49ers	2	5:54	P.Dawson 48 yd. Field Goal (9-59, 4:24)	13	14
Bills	2	0:21	D.Carpenter 40 yd. Field Goal (14-53, 5:33)	13	17
Bills	3	2:34	J.Hunter 30 yd. pass from T.Taylor (D.Carpenter kick) (4-60, 1:55)	13	24
49ers	4	14:48	P.Dawson 47 yd. Field Goal (8-46, 2:46)	16	24
Bills	4	10:53	L.McCoy 18 yd. run (D.Carpenter kick) (8-75, 3:55)	16	31

WEEK 6, 2016

National Football League Game Summary

NFL Copyright © 2016 by The National Football League. All rights reserved. This summary and play-by-play is for the express purpose of assisting media in their coverage of the game; any other use of this material is prohibited without the written permission of the National Football League. Updated: 10/17/2016

Bills	4	10:32	R.Woods 5 yd. pass from T.Taylor (D.Carpenter kick) (1-27, 0:11)	16	38
Bills	4	5:40	M.Gillislee 44 yd. run (D.Carpenter kick) (7-73, 3:25)	16	45
Paid Attendance: 70,003				Time: 3:14	

Final Individual Statistics

San Francisco 49ers

Buffalo Bills

RUSHING								RUSHING							
	ATT	YDS	AVG	LG	TD			ATT	YDS	AVG	LG	TD			
C.Kaepernick	8	66	8.3	29	0	L.McCoy		19	140	7.4	38	3			
C.Hyde	14	52	3.7	15	0	T.Taylor		8	68	8.5	21	0			
M.Davis	5	13	2.6	7	0	M.Gillislee		6	60	10.0	44	1			
S.Draughn	1	2	2.0	2	0	J.Williams		5	21	4.2	7	0			
						E.Manuel		3	11	3.7	8	0			
						R.Bush		2	6	3.0	5	0			
						R.Woods		1	6	6.0	6	0			
Total	28	133	4.8	29	0	Total		44	312	7.1	44	4			

PASSING									PASSING								
	ATT	CMP	YDS	SK/YD	TD	LG	IN	RT		ATT	CMP	YDS	SK/YD	TD	LG	IN	RT
C.Kaepernick	29	13	187	3/20	1	53	0	77.8	T.Taylor	26	17	179	3/0	2	30	0	110.9
									E.Manuel	2	0	0	0/0	0	0	0	39.6
Total	29	13	187	3/20	1	53	0	77.8	Total	28	17	179	3/0	2	30	0	103.1

PASS RECEIVING							PASS RECEIVING						
	TAR	REC	YDS	AVG	LG	TD		TAR	REC	YDS	AVG	LG	TD
Q.Patton	7	4	52	13.0	17	0	C.Clay	7	5	52	10.4	20	0
T.Smith	7	3	76	25.3	53	1	R.Woods	6	5	44	8.8	18	1
V.McDonald	2	2	25	12.5	19	0	N.O'Leary	2	2	29	14.5	23	0
J.Kerley	7	2	12	6.0	7	0	M.Goodwin	4	2	22	11.0	16	0
R.Streater	1	1	16	16.0	16	0	L.McCoy	3	2	2	1.0	2	0
M.Davis	3	1	6	6.0	6	0	J.Hunter	3	1	30	30.0	30	1
S.Draughn	1	0	0	0.0	0	0	J.Felton	1	0	0	0.0	0	0
Total	28	13	187	14.4	53	1	Total	26	17	179	10.5	30	2

INTERCEPTIONS						INTERCEPTIONS					
	NO	YDS	AVG	LG	TD		NO	YDS	AVG	LG	TD
Total	0	0	0	0	0	Total	0	0	0	0	0

PUNTING								PUNTING							
	NO	YDS	AVG	NET	TB	IN20	LG		NO	YDS	AVG	NET	TB	IN20	LG
B.Pinion	5	209	41.8	34.6	1	1	57	C.Schmidt	3	152	50.7	40.0	1	1	54
Total	5	209	41.8	34.6	1	1	57	Total	3	152	50.7	40.0	1	1	54

PUNT RETURNS							PUNT RETURNS						
	NO	YDS	AVG	FC	LG	TD		NO	YDS	AVG	FC	LG	TD
J.Kerley	1	12	12.0	0	12	0	B.Tate	2	16	8.0	1	13	0
[OUT OF BOUNDS]	1	0	0.0	0	0	0	[DOWNED]	1	0	0.0	0	0	0
[TOUCHBACK]	1	0	0.0	0	0	0	[TOUCHBACK]	1	0	0.0	0	0	0
Total	1	12	12.0	0	12	0	Total	2	16	8.0	1	13	0

KICKOFF RETURNS							KICKOFF RETURNS						
	NO	YDS	AVG	FC	LG	TD		NO	YDS	AVG	FC	LG	TD
K.Martin	2	37	18.5	0	20	0	[TOUCHBACK]	5	0	0.0	0	0	0
J.Kerley	1	20	20.0	0	20	0							
T.Smith	1	13	13.0	0	13	0							
[TOUCHBACK]	4	0	0.0	0	0	0							
Total	4	70	17.5	0	20	0	Total	0	0	0.0	0	0	0

San Francisco 49ers

FUMBLES	FUM	LOST	OWN-REC	YDS	TD	FORCED	OPP-REC	YDS	TD	OUT-BDS
C.Kaepernick	1	0	0	0	0	0	0	0	0	0
K.Martin	1	1	0	0	0	0	0	0	0	0
J.Garnett	0	0	1	0	0	0	0	0	0	0
A.Armstead	0	0	0	0	0	1	0	0	0	0
T.Brock	0	0	0	0	0	1	0	0	0	0
M.Purcell	0	0	0	0	0	1	0	0	0	0
N.Bellore	0	0	0	0	0	0	1	0	0	0
D.Buckner	0	0	0	0	0	0	1	0	0	0
Total	2	1	1	0	0	3	2	0	0	0

Buffalo Bills

FUMBLES	FUM	LOST	OWN-REC	YDS	TD	FORCED	OPP-REC	YDS	TD	OUT-BDS
---------	-----	------	---------	-----	----	--------	---------	-----	----	---------

San Francisco 49ers vs Buffalo Bills
10/16/2016 at New Era Field

Final Individual Statistics

L.McCoy	1	0	1	0	0	0	0	0	0	0
T.Taylor	1	1	0	0	0	0	0	0	0	0
J.Williams	1	1	0	0	0	0	0	0	0	0
L.Alexander	0	0	0	0	0	1	0	0	0	0
N.Robey-Coleman	0	0	0	0	0	1	0	0	0	0
J.Meeks	0	0	0	0	0	0	1	0	0	0
Total	3	2	1	0	0	2	1	0	0	0

Final Team Statistics

	Visitor 49ers	Home Bills
TOTAL FIRST DOWNS	16	29
By Rushing	8	16
By Passing	7	10
By Penalty	1	3
THIRD DOWN EFFICIENCY	3-13-23%	8-13-62%
FOURTH DOWN EFFICIENCY	0-2-0%	0-0-0%
TOTAL NET YARDS	300	491
Total Offensive Plays (inc. times thrown passing)	60	75
Average gain per offensive play	5.0	6.5
NET YARDS RUSHING	133	312
Total Rushing Plays	28	44
Average gain per rushing play	4.8	7.1
Tackles for a loss-number and yards	3-6	4-22
NET YARDS PASSING	167	179
Times thrown - yards lost attempting to pass	3-20	3-0
Gross yards passing	187	179
PASS ATTEMPTS-COMPLETIONS-HAD INTERCEPTED	29-13-0	28-17-0
Avg gain per pass play (inc.# thrown passing)	5.2	5.8
KICKOFFS Number-In End Zone-Touchbacks	5-5-5	8-5-4
PUNTS Number and Average	5-41.8	3-50.7
Had Blocked	0	0
FGs - PATs Had Blocked	0-0	0-0
Net Punting Average	34.6	40.0
TOTAL RETURN YARDAGE (Not Including Kickoffs)	12	16
No. and Yards Punt Returns	1-12	2-16
No. and Yards Kickoff Returns	4-70	0-0
No. and Yards Interception Returns	0-0	0-0
PENALTIES Number and Yards	6-52	7-71
FUMBLES Number and Lost	2-1	3-2
TOUCHDOWNS	1	6
Rushing	0	4
Passing	1	2
EXTRA POINTS Made-Attempts	1-1	6-6
Kicking Made-Attempts	1-1	6-6
FIELD GOALS Made-Attempts	3-3	1-1
RED ZONE EFFICIENCY	0-2-0%	4-4-100%
GOAL TO GO EFFICIENCY	0-0-0%	2-2-100%
SAFETIES	0	0
FINAL SCORE	16	45
TIME OF POSSESSION	24:49	35:11

Ball Possession And Drive Chart

San Francisco 49ers

#	Time Recd	Time Lost	Time Poss	How Ball Obtained	Drive Began	# Play	Yds Gain	Yds Pen	Net Yds	1st Down	Last Scrm	How Given Up
1	15:00	12:30	2:30	Kickoff	SF 25	6	35	0	35	2	BUF 40	Punt
2	9:36	5:43	3:53	Fumble	BUF 28	7	23	-10	13	1	* BUF 15	Field Goal
3	0:14	13:56	1:18	Kickoff	SF 25	4	75	0	75	3	SF 47	Touchdown
4	10:18	5:54	4:24	Kickoff	SF 11	9	59	0	59	4	BUF 30	Field Goal
5	0:21	0:00	0:21	Kickoff	SF 19	1	-1	0	-1	0	SF 19	End of Half
6	13:08	12:29	0:39	Punt	SF 31	3	6	-5	1	0	SF 32	Punt
7	9:45	7:43	2:02	Punt	SF 5	5	16	0	16	1	SF 21	Punt
8	6:51	4:29	2:22	Punt	SF 20	7	40	0	40	1	BUF 40	Downs
9	2:34	14:48	2:46	Kickoff	SF 25	8	31	15	46	3	BUF 29	Field Goal
10	10:53	10:43	0:10	Kickoff		0	0	0	0	0		Fumble
11	10:32	9:05	1:27	Kickoff	SF 25	3	-7	0	-7	0	SF 18	Punt
12	5:40	4:37	1:03	Kickoff	SF 37	3	6	0	6	0	SF 43	Punt
13	4:28	2:34	1:54	Fumble	BUF 27	7	17	0	17	1	* BUF 10	Downs

(368) Average SF 31

Buffalo Bills

#	Time Recd	Time Lost	Time Poss	How Ball Obtained	Drive Began	# Play	Yds Gain	Yds Pen	Net Yds	1st Down	Last Scrm	How Given Up
1	12:30	9:36	2:54	Punt	BUF 13	7	26	-11	15	2	BUF 36	Fumble
2	5:43	0:14	5:29	Kickoff	BUF 25	11	75	0	75	6	* SF 4	Touchdown
3	13:56	10:18	3:38	Kickoff	BUF 25	7	75	0	75	3	* SF 12	Touchdown
4	5:54	0:21	5:33	Kickoff	BUF 25	14	73	-20	53	4	SF 22	Field Goal
5	15:00	13:08	1:52	Kickoff	BUF 25	4	17	-15	2	0	BUF 27	Punt
6	12:29	9:45	2:44	Punt	BUF 38	5	3	5	8	1	BUF 46	Punt
7	7:43	6:51	0:52	Punt	BUF 45	3	6	0	6	0	SF 49	Punt
8	4:29	2:34	1:55	Downs	BUF 40	4	60	0	60	3	SF 30	Touchdown
9	14:48	10:53	3:55	Kickoff	BUF 25	8	75	0	75	4	* SF 18	Touchdown
10	10:43	10:32	0:11	Fumble	SF 27	1	5	22	27	2	* SF 5	Touchdown
11	9:05	5:40	3:25	Punt	BUF 27	7	63	10	73	3	SF 44	Touchdown
12	4:37	4:28	0:09	Punt	BUF 20	1	4	0	4	0	BUF 20	Fumble
13	2:34	0:00	2:34	Downs	BUF 11	4	10	0	10	1	BUF 22	End of Game

(392) Average BUF 30

* inside opponent's 20

Time of Possession by Quarter		1st	2nd	3rd	4th	OT	Total
Visitor	San Francisco 49ers	6:37	5:49	7:37	4:46		24:49
Home	Buffalo Bills	8:23	9:11	7:23	10:14		35:11
Kickoff Drive No.-Start Average		49ers: 7 - SF 24			Bills: 5 - BUF 25		

First Quarter

BUF wins the coin toss and elects to defer. SF elects to Receive, and BUF elects to defend the west goal.

D.Carpenter kicks 65 yards from BUF 35 to end zone, Touchback. K.Martin kneels 3 yds. into end zone.

San Francisco 49ers at 15:00

1-10-SF 25	(15:00) (Shotgun) C.Hyde up the middle to SF 30 for 5 yards (C.Graham).	
2-5-SF 30	(14:28) (No Huddle, Shotgun) C.Kaepernick scrambles left end pushed ob at SF 35 for 5 yards (C.Graham).	R1
1-10-SF 35	(14:05) (No Huddle, Shotgun) C.Kaepernick pass short middle to Q.Patton ran ob at BUF 48 for 17 yards. Shovel pass, caught at SF 32.	P2
1-10-BUF 48	(13:52) (No Huddle, Shotgun) C.Kaepernick pass short right to J.Kerley to BUF 41 for 7 yards (N.Robey-Coleman). Slant pattern, caught at BUF 41.	
2-3-BUF 41	(13:24) (No Huddle, Shotgun) C.Kaepernick pass incomplete deep middle to T.Smith [L.Douzable]. Overthrown, receiver 8 yds. into end zone.	
3-3-BUF 41	(13:17) (No Huddle, Shotgun) C.Hyde up the middle to BUF 40 for 1 yard (L.Douzable, J.Hughes).	
4-2-BUF 40	(12:37) B.Pinion punts 27 yards to BUF 13, Center-K.Nelson, fair catch by B.Tate.	

Buffalo Bills at 12:30

1-10-BUF 13	(12:30) (Shotgun) T.Taylor pass incomplete short right to C.Clay. Underthrown, receiver in flat at BUF 17.	
2-10-BUF 13	(12:24) L.McCoy left tackle to BUF 14 for 1 yard (M.Wilhoite, E.Reid).	
3-9-BUF 14	(11:48) (Shotgun) T.Taylor scrambles right end pushed ob at BUF 23 for 9 yards (K.Reaser).	R1
1-10-BUF 23	(11:11) T.Taylor pass incomplete short right. Thrown away, under pressure by A.Armstead.	
2-10-BUF 23	(11:05) (Shotgun) T.Taylor pass incomplete deep right to M.Goodwin [N.Bellore]. Thrown wide of receiver, at SF 43. <i>PENALTY on BUF-L.McCoy, Face Mask (15 Yards), 11 yards, enforced at BUF 23 - No Play.</i>	
2-21-BUF 12	(10:57) (Shotgun) L.McCoy left guard to BUF 28 for 16 yards (A.Brooks).	
3-5-BUF 28	(10:15) (Shotgun) T.Taylor pass short right to R.Woods to BUF 36 for 8 yards (R.Robinson). Curl route, caught in flat at BUF 34.	P2
1-10-BUF 36	(9:41) T.Taylor to BUF 30 for -6 yards (A.Armstead). FUMBLES (A.Armstead), RECOVERED by SF-D.Buckner at BUF 28. Fumble forced as T.Taylor's arm hit going back for handoff.	

San Francisco 49ers at 9:36

1-10-BUF 28	(9:36) (Shotgun) C.Kaepernick pass incomplete deep left to S.Draughn [K.Williams]. Overthrown, receiver near sideline at BUF 12.	
2-10-BUF 28	(9:31) (No Huddle, Shotgun) C.Hyde up the middle to BUF 29 for -1 yards (K.Williams, C.Graham).	
3-11-BUF 29	(8:50) (Shotgun) C.Kaepernick pass short right to T.Smith pushed ob at BUF 14 for 15 yards (R.Darby). Crossing pattern, caught at BUF 25.	P3
1-10-BUF 14	(8:20) (Shotgun) C.Hyde left end to BUF 17 for -3 yards (Z.Brown). <i>PENALTY on SF-J.Garnett, Offensive Holding, 10 yards, enforced at BUF 14 - No Play.</i>	
1-20-BUF 24	(7:54) (Shotgun) C.Hyde up the middle to BUF 23 for 1 yard (J.Hughes).	
2-19-BUF 23	(7:12) (Shotgun) C.Kaepernick left tackle to BUF 26 for -3 yards (Z.Brown). Timeout #1 by SF at 06:27.	
3-22-BUF 26	(6:27) (Shotgun) C.Kaepernick pass short left to Q.Patton to BUF 15 for 11 yards (P.Brown).	
4-11-BUF 15	(5:47) P.Dawson 33 yard field goal is GOOD, Center-K.Nelson, Holder-B.Pinion.	

SF 3 BUF 0, 7 plays, 13 yards, 3:53 drive, 9:17 elapsed
--

B.Pinion kicks 65 yards from SF 35 to end zone, Touchback. B.Tate kneels 4 yds. into end zone.

Buffalo Bills at 5:43

1-10-BUF 25	(5:43) (Shotgun) T.Taylor pass deep right to C.Clay to BUF 45 for 20 yards (E.Reid). Caught at BUF 43, crossing from middle. <i>Penalty on SF-R.Robinson, Defensive Holding, declined.</i>	P3
1-10-BUF 45	(5:25) L.McCoy left tackle to BUF 47 for 2 yards (T.Brock).	
2-8-BUF 47	(4:56) E.Manuel in at QB (T.Taylor at WR). (Shotgun) E.Manuel left tackle to SF 45 for 8 yards (R.Robinson, A.Brooks).	R4
1-10-SF 45	(4:23) T.Taylor back at QB. (Shotgun) T.Taylor pass short right to R.Woods pushed ob at SF 27 for 18 yards (A.Bethea). Caught in flat at SF 40.	P5
1-10-SF 27	(3:46) Direct snap to L.McCoy (T.Taylor at WR). (Shotgun) L.McCoy right guard to SF 24 for 3 yards (A.Bethea).	
2-7-SF 24	(3:11) (Shotgun) T.Taylor pass short left to R.Woods to SF 17 for 7 yards (M.Wilhoite). Caught n flat at SF 20, slanting to middle.	P6
1-10-SF 17	(2:33) L.McCoy left end pushed ob at SF 12 for 5 yards (N.Bellore).	
2-5-SF 12	(2:07) (Shotgun) T.Taylor sacked at SF 12 for 0 yards (A.Armstead).	
3-5-SF 12	(1:21) (Shotgun) T.Taylor pass short left to C.Clay to SF 7 for 5 yards (K.Reaser). Caught at SF 11, crossing to sideline.	P7
1-7-SF 7	(:46) (Shotgun) L.McCoy up the middle to SF 4 for 3 yards (N.Bellore; A.Brooks).	
2-4-SF 4	(:18) (Shotgun) L.McCoy right tackle for 4 yards, TOUCHDOWN. Key block: J.Felton. Option pitch. D.Carpenter extra point is GOOD, Center-G.Sanborn, Holder-C.Schmidt.	R8

SF 3 BUF 7, 11 plays, 75 yards, 5:29 drive, 14:46 elapsed
--

D.Carpenter kicks 65 yards from BUF 35 to end zone, Touchback. Kick through end zone.

San Francisco 49ers at 0:14

San Francisco 49ers vs Buffalo Bills at New Era Field

1-10-SF 25 (:14) (Shotgun) C.Kaepernick right tackle to SF 32 for 7 yards (P.Brown).

End of quarter - 1.41 pm

END OF QUARTER

	Score	Time Poss	First Downs				Efficiencies	
			R	P	X	T	3 Down	4 Down
San Francisco 49ers	3	6:37	1	2	0	3	1/3	0/0
Buffalo Bills	7	8:23	3	5	0	8	3/3	0/0

Second Quarter

10/16/2016

Play By Play

San Francisco 49ers continued.

2-3-SF 32	(15:00) (Shotgun) C.Hyde left end to SF 36 for 4 yards (C.Graham).	R4
<u>1-10-SF 36</u>	(14:32) (No Huddle, Shotgun) C.Hyde left end pushed ob at SF 47 for 11 yards (K.Williams).	R5
<u>1-10-SF 47</u>	(14:07) (No Huddle, Shotgun) C.Kaepernick pass deep right to T.Smith for 53 yards, TOUCHDOWN. Caught near sideline at BUF 25, crossed to middle after catch. P.Dawson extra point is GOOD, Center-K.Nelson, Holder-B.Pinion.	P6

SF 10 BUF 7, 4 plays, 75 yards, 1:18 drive, 1:04 elapsed

B.Pinion kicks 65 yards from SF 35 to end zone, Touchback. Kick through end zone.

Buffalo Bills at 13:56

1-10-BUF 25	(13:56) (Shotgun) T.Taylor pass short middle to C.Clay to BUF 33 for 8 yards (N.Bellore). Curl pattern, caught at BUF 31.	
2-2-BUF 33	(13:23) (Shotgun) L.McCoy up the middle to SF 29 for 38 yards (E.Reid).	R9
<u>1-10-SF 29</u>	(12:41) (Shotgun) T.Taylor scrambles left end pushed ob at SF 22 for 7 yards (E.Reid).	
2-3-SF 22	(12:17) (Shotgun) M.Gillislee up the middle to SF 20 for 2 yards (D.Buckner; Q.Dial).	
3-1-SF 20	(11:50) (No Huddle) M.Gillislee up the middle to SF 18 for 2 yards (D.Buckner, N.Bellore).	R10
<u>1-10-SF 18</u>	(11:07) T.Taylor pass short middle to N.O'Leary to SF 12 for 6 yards (E.Reid). Caught at SF 18, crossing from right.	
2-4-SF 12	(10:24) Direct snap to L.McCoy (T.Taylor at WR). (Shotgun) L.McCoy left guard for 12 yards, TOUCHDOWN. D.Carpenter extra point is GOOD, Center-G.Sanborn, Holder-C.Schmidt.	R11

SF 10 BUF 14, 7 plays, 75 yards, 3:38 drive, 4:42 elapsed

D.Carpenter kicks 67 yards from BUF 35 to SF -2. T.Smith to SF 11 for 13 yards (N.Robey-Coleman).

San Francisco 49ers at 10:18, (1st play from scrimmage 10:11)

1-10-SF 11	(10:11) (Shotgun) C.Hyde left guard to SF 14 for 3 yards (J.Worthy, C.Graham).	
2-7-SF 14	(9:42) (No Huddle, Shotgun) C.Kaepernick scrambles left guard to SF 25 for 11 yards (P.Brown). BUF-Z.Brown was injured during the play.	R7
<u>1-10-SF 25</u>	(9:02) (Shotgun) C.Kaepernick pass short left to Q.Patton to SF 38 for 13 yards (A.Williams). Caught at SF 37, crossing from middle.	P8
<u>1-10-SF 38</u>	(8:24) (No Huddle, Shotgun) C.Kaepernick pass short middle to Q.Patton to SF 49 for 11 yards (C.Graham). Shovel pass, caught at SF 34.	P9
<u>1-10-SF 49</u>	(7:50) (No Huddle, Shotgun) C.Hyde right guard to BUF 36 for 15 yards (A.Williams; P.Brown).	R10
<u>1-10-BUF 36</u>	(7:09) (No Huddle, Shotgun) C.Kaepernick pass short right to T.Smith to BUF 28 for 8 yards (R.Darby).	
2-2-BUF 28	(6:42) (No Huddle, Shotgun) C.Hyde left tackle to BUF 30 for -2 yards (L.Alexander, Z.Brown).	
3-4-BUF 30	(6:03) (No Huddle, Shotgun) C.Kaepernick pass incomplete short left to J.Kerley (L.Alexander). Screen pass hit L.Alexander in back, receiver in flat at BUF 30.	
4-4-BUF 30	(5:59) P.Dawson 48 yard field goal is GOOD, Center-K.Nelson, Holder-B.Pinion.	

SF 13 BUF 14, 9 plays, 59 yards, 4:24 drive, 9:06 elapsed

B.Pinion kicks 65 yards from SF 35 to end zone, Touchback. Kick through end zone.

Buffalo Bills at 5:54

1-10-BUF 25	(5:54) (Shotgun) L.McCoy right tackle to BUF 25 for no gain (N.Bellore).	
2-10-BUF 25	(5:15) (Shotgun) T.Taylor pass short left to C.Clay to BUF 30 for 5 yards (M.Wilhoite, D.Buckner). Dump pass, caught at BUF 25.	
3-5-BUF 30	(4:31) (Shotgun) T.Taylor pass short right to R.Woods to BUF 36 for 6 yards (E.Harold). Caught at BUF 35, crossing from middle.	P12
<u>1-10-BUF 36</u>	(3:43) (Shotgun) T.Taylor pass incomplete short left to M.Goodwin [D.Buckner]. Pass bounced to receiver at BUF 33.	
2-10-BUF 36	(3:38) (Shotgun) T.Taylor pass short left to M.Goodwin pushed ob at BUF 47 for 11 yards (K.Reaser). Caught near sideline at BUF 47. <i>PENALTY on BUF-M.Goodwin, Offensive Pass Interference, 10 yards, enforced at BUF 36 - No Play.</i>	
2-20-BUF 26	(3:15) (Shotgun) T.Taylor pass incomplete short middle to L.McCoy. Overthrown, receiver at BUF 30, crossing from right.	
3-20-BUF 26	(3:10) (Shotgun) L.McCoy left tackle pushed ob at BUF 48 for 22 yards (R.Robinson).	R13
<u>1-10-BUF 48</u>	(2:38) Direct snap to M.Gillislee (T.Taylor at WR). (Shotgun) M.Gillislee left guard to SF 48 for 4 yards (N.Bellore).	

Two-Minute Warning

2-6-SF 48	(2:00) (Shotgun) T.Taylor right end to SF 38 for 10 yards (N.Bellore).	R14
<u>1-10-SF 38</u>	(1:29) (No Huddle, Shotgun) T.Taylor right end pushed ob at SF 20 for 18 yards (R.Robinson). <i>PENALTY on BUF-R.Woods, Offensive Holding, 10 yards, enforced at SF 20.</i>	
1-2-SF 30	(1:22) R.Woods left tackle to SF 24 for 6 yards (E.Reid). End-around.	R15
<u>1-10-SF 24</u>	(:47) (No Huddle, Shotgun) T.Taylor sacked at SF 24 for 0 yards (D.Buckner).	
2-10-SF 24	(:38) (Shotgun) T.Taylor pass short middle to L.McCoy to SF 22 for 2 yards (N.Bellore). BUF-L.McCoy was injured during the play. His return is Probable. Caught at SF 23, crossing from right. Timeout #1 by BUF at 00:32. Injury inside 2-minutes: timeout by rule.	
3-8-SF 22	(:32) (Shotgun) T.Taylor pass incomplete short left to M.Goodwin. Caught out of bounds at SF 8.	

San Francisco 49ers vs Buffalo Bills at New Era Field

4-8-SF 22

(:25) D.Carpenter 40 yard field goal is GOOD, Center-G.Sanborn, Holder-C.Schmidt.

SF 13 BUF 17, 14 plays, 53 yards, 5:33 drive, 14:39 elapsed
--

D.Carpenter kicks 63 yards from BUF 35 to SF 2. K.Martin to SF 19 for 17 yards (K.Seymour).

San Francisco 49ers at 0:21, (1st play from scrimmage 0:15)

1-10-SF 19 (:15) C.Kaepernick kneels to SF 18 for -1 yards.

End of half - 2.28 pm

END OF QUARTER

	Score	Time Poss	First Downs				Efficiencies	
			R	P	X	T	3 Down	4 Down
San Francisco 49ers	13	5:49	4	3	0	7	0/1	0/0
Buffalo Bills	17	9:11	6	1	0	7	3/4	0/0

Third Quarter

10/16/2016

Play By Play

BUF elects to Receive, and SF elects to defend the East goal.

B.Pinion kicks 65 yards from SF 35 to end zone, Touchback. R.Bush kneels 8 yds. into end zone.

Buffalo Bills at 15:00

- 1-10-BUF 25 (15:00) (Shotgun) *PENALTY on BUF, Illegal Substitution, 5 yards, enforced at BUF 25 - No Play.*
- 1-15-BUF 20 (15:00) R.Bush left end to BUF 21 for 1 yard (N.Bellore; M.Wilhoite).
- 2-14-BUF 21 (14:22) (Shotgun) T.Taylor pass short left to L.McCoy to BUF 33 for 12 yards (A.Bethea). Screen pass, caught at BUF 11. Play credited to BUF 21 (spot of foul).
PENALTY on BUF-R.Incognito, Illegal Block Above the Waist, 10 yards, enforced at BUF 21.
- 2-24-BUF 11 (14:04) (Shotgun) T.Taylor pass incomplete short left to C.Clay. Receiver and coverage at BUF 23.
- 3-24-BUF 11 (13:59) (Shotgun) T.Taylor pass short left to M.Goodwin to BUF 27 for 16 yards (R.Robinson). Caught near sideline at BUF 26.
- 4-8-BUF 27 (13:21) C.Schmidt punts 54 yards to SF 19, Center-G.Sanborn. J.Kerley to SF 31 for 12 yards (M.Gillislee).

San Francisco 49ers at 13:08

- 1-10-SF 31 (13:08) (Shotgun) C.Hyde right guard to SF 37 for 6 yards (P.Brown; C.Graham).
- 2-4-SF 37 (12:50) (No Huddle, Shotgun) C.Kaepernick pass incomplete short right to T.Smith. Thrown wide of receiver near sideline at SF 40.
- 3-4-SF 37 (12:46) (No Huddle, Shotgun) *PENALTY on SF-T.Brown, False Start, 5 yards, enforced at SF 37 - No Play.*
- 3-9-SF 32 (12:46) (No Huddle, Shotgun) C.Kaepernick pass incomplete deep left to J.Kerley. Overthrown on out-pattern, along sideline at 50.
- 4-9-SF 32 (12:40) B.Pinion punts 30 yards to BUF 38, Center-K.Nelson, downed by SF-A.Burbridge.

Buffalo Bills at 12:29

- 1-10-BUF 38 (12:29) L.McCoy left guard to BUF 42 for 4 yards (Q.Dial, D.Buckner).
- 2-6-BUF 42 (11:56) Direct snap to L.McCoy (T.Taylor at WR). (Shotgun) L.McCoy right end to BUF 40 for -2 yards (T.Brock). FUMBLES (T.Brock), and recovers at BUF 38. L.McCoy to BUF 38 for no gain (T.Brock).
- 3-10-BUF 38 (11:15) (Shotgun) T.Taylor pass incomplete short middle to R.Woods. Overthrown, receiver at BUF 45, crossing from left.
PENALTY on SF-N.Bellore, Illegal Contact, 5 yards, enforced at BUF 38 - No Play.
- 1-10-BUF 43 (11:10) T.Taylor right tackle pushed ob at BUF 46 for 3 yards (K.Reaser).
- 2-7-BUF 46 (10:42) (Shotgun) T.Taylor sacked at BUF 46 for 0 yards (D.Buckner).
- 3-7-BUF 46 (9:59) (Shotgun) T.Taylor pass incomplete short left to J.Hunter (K.Reaser). Thrown wide of receiver, along sideline at SF 48.
- 4-7-BUF 46 (9:54) C.Schmidt punts 49 yards to SF 5, Center-G.Sanborn, out of bounds.

X16

San Francisco 49ers at 9:45

- 1-10-SF 5 (9:45) (Shotgun) M.Davis up the middle to SF 6 for 1 yard (J.Hughes, P.Brown).
- 2-9-SF 6 (9:13) (No Huddle, Shotgun) C.Kaepernick up the middle to SF 16 for 10 yards (S.Gilmore, Z.Brown).
- 1-10-SF 16 (8:36) (No Huddle, Shotgun) C.Kaepernick pass short middle to J.Kerley to SF 21 for 5 yards (A.Williams). Caught at SF 20, crossing from right.
- 2-5-SF 21 (8:07) (No Huddle, Shotgun) C.Kaepernick pass incomplete short right to Q.Patton. Thrown under pressure by J.Hughes. Receiver overthrown, along sideline at SF 30.
- 3-5-SF 21 (7:59) (No Huddle, Shotgun) C.Kaepernick pass incomplete short right to J.Kerley (N.Robey-Coleman). Receiver and coverage at SF 28, slanting to middle.
- 4-5-SF 21 (7:54) B.Pinion punts 47 yards to BUF 32, Center-K.Nelson. B.Tate pushed ob at BUF 45 for 13 yards (S.Skov).

R11

Buffalo Bills at 7:43

- 1-10-BUF 45 (7:43) (Shotgun) T.Taylor pass short left to M.Goodwin to SF 49 for 6 yards (T.Brock). Caught in flat at 50.
- 2-4-SF 49 (7:09) T.Taylor pass incomplete short right. Thrown away under pressure by G.Hodges.
- 3-4-SF 49 (7:02) (Shotgun) T.Taylor pass incomplete short right to R.Woods (T.Brock). Receiver and coverage at SF 44, crossing from middle.
- 4-4-SF 49 (6:58) C.Schmidt punts 49 yards to end zone, Center-G.Sanborn, Touchback.

San Francisco 49ers at 6:51

- 1-10-SF 20 (6:51) (Shotgun) C.Kaepernick pass incomplete short left to Q.Patton (S.Gilmore). Receiver and coverage at SF 28, crossing to middle.
- 2-10-SF 20 (6:47) (No Huddle, Shotgun) C.Hyde up the middle to SF 22 for 2 yards (J.Hughes).
- 3-8-SF 22 (6:16) (No Huddle, Shotgun) C.Kaepernick scrambles right tackle to BUF 49 for 29 yards (S.Gilmore).
- 1-10-BUF 49 (5:47) (No Huddle, Shotgun) C.Hyde up the middle to BUF 47 for 2 yards (L.Douzable).
- 2-8-BUF 47 (5:19) (No Huddle, Shotgun) M.Davis left end pushed ob at BUF 40 for 7 yards (S.Gilmore).
- 3-1-BUF 40 (5:05) (No Huddle, Shotgun) M.Davis right guard to BUF 40 for no gain (P.Brown, Z.Brown).
- 4-1-BUF 40 (4:35) (No Huddle, Shotgun) M.Davis up the middle to BUF 40 for no gain (P.Brown, L.McCray).

R12

Buffalo Bills at 4:29

- 1-10-BUF 40 (4:29) L.McCoy right tackle to SF 48 for 12 yards (T.Brock).
- 1-10-SF 48 (3:48) Direct snap to L.McCoy (T.Taylor at WR). (Shotgun) L.McCoy right guard to BUF 47 for -5 yards (N.Bellore).
- 2-15-BUF 47 (3:13) (Shotgun) T.Taylor pass deep right to N.O'Leary pushed ob at SF 30 for 23 yards (A.Bethea). Caught along sideline at SF 30.

R17

P18

San Francisco 49ers vs Buffalo Bills at New Era Field

1-10-SF 30

(2:40) (Shotgun) T.Taylor pass deep left to J.Hunter for 30 yards, TOUCHDOWN. Caught 2 yds. into end zone, slanting to sideline.

P19

D.Carpenter extra point is GOOD, Center-G.Sanborn, Holder-C.Schmidt.

SF 13 BUF 24, 4 plays, 60 yards, 1:55 drive, 12:26 elapsed

D.Carpenter kicks 65 yards from BUF 35 to end zone, Touchback.

San Francisco 49ers at 2:34

1-10-SF 25 (2:34) (Shotgun) C.Kaepernick sacked at SF 24 for -1 yards (Z.Brown).

2-11-SF 24 (1:58) (No Huddle, Shotgun) C.Kaepernick pass deep right to V.McDonald to SF 43 for 19 yards (R.Darby). Caught near sideline at SF 43.

P13

PENALTY on BUF-A.Williams, Face Mask (15 Yards), 15 yards, enforced at SF 43.

X14

1-10-BUF 42 (1:40) (No Huddle, Shotgun) C.Hyde up the middle to BUF 39 for 3 yards (C.Bryant, B.Spikes).

2-7-BUF 39 (1:14) (No Huddle, Shotgun) C.Kaepernick scrambles left end to BUF 31 for 8 yards (C.Graham).

R15

Timeout #1 by SF at 00:28.

1-10-BUF 31 (:28) (Shotgun) C.Kaepernick pass incomplete deep middle to T.Smith. Post route, underthrown, receiver 1 yd. into end zone.

2-10-BUF 31 (:21) (No Huddle, Shotgun) C.Hyde left tackle to BUF 29 for 2 yards (Z.Brown).

End of quarter - 3.26 pm

END OF QUARTER

	Score	Time Poss	First Downs				Efficiencies	
			R	P	X	T	3 Down	4 Down
San Francisco 49ers	13	7:37	3	1	1	5	1/4	0/1
Buffalo Bills	24	7:23	1	2	1	4	0/3	0/0

Fourth Quarter

10/16/2016

Play By Play

San Francisco 49ers continued.

3-8-BUF 29 (15:00) (Shotgun) C.Kaepernick pass incomplete deep left to J.Kerley. Underthrown, receiver near sideline at BUF 5.

4-8-BUF 29 (14:53) **P.Dawson 47 yard field goal is GOOD, Center-K.Nelson, Holder-B.Pinion.**

SF 16 BUF 24, 8 plays, 46 yards, 1 penalty, 2:46 drive, 0:12 elapsed

B.Pinion kicks 65 yards from SF 35 to end zone, Touchback. Kick through end zone.

Buffalo Bills at 14:48

1-10-BUF 25 (14:48) (Shotgun) L.McCoy right tackle to BUF 20 for -5 yards (A.Armstead).

2-15-BUF 20 (14:11) (Shotgun) L.McCoy left tackle to BUF 27 for 7 yards (N.Bellore).

3-8-BUF 27 (13:34) (Shotgun) T.Taylor pass short left to C.Clay ran ob at BUF 41 for 14 yards. Caught along sideline at BUF 38. P20

1-10-BUF 41 (13:09) (Shotgun) L.McCoy up the middle to BUF 48 for 7 yards (M.Wilhoite).

2-3-BUF 48 (12:41) (No Huddle, Shotgun) T.Taylor up the middle to SF 44 for 8 yards (E.Reid). R21

1-10-SF 44 (12:04) (No Huddle, Shotgun) M.Gillislee up the middle to SF 39 for 5 yards (D.Buckner).

2-5-SF 39 (11:37) (No Huddle, Shotgun) T.Taylor scrambles left end pushed ob at SF 18 for 21 yards (A.Bethea). R22

1-10-SF 18 (10:59) **L.McCoy right guard for 18 yards, TOUCHDOWN. Key block: R.Incognito.** R23

D.Carpenter extra point is GOOD, Center-G.Sanborn, Holder-C.Schmidt.

SF 16 BUF 31, 8 plays, 75 yards, 3:55 drive, 4:07 elapsed

D.Carpenter kicks 58 yards from BUF 35 to SF 7. K.Martin to SF 27 for 20 yards (N.Robey-Coleman). FUMBLES (N.Robey-Coleman), RECOVERED by BUF-J.Meeks at SF 27.

Buffalo Bills at 10:43

1-10-SF 27 (10:43) T.Taylor pass incomplete deep right to L.McCoy. Overthrown, receiver in front corner of end zone.

PENALTY on SF-E.Reid, Defensive Pass Interference, 22 yards, enforced at SF 27 - No Play. X24

Timeout #1 by BUF at 10:37.

1-5-SF 5 (10:36) **T.Taylor pass short middle to R.Woods for 5 yards, TOUCHDOWN. Caught 2 yds. into end zone, crossing from right.** P25

D.Carpenter extra point is GOOD, Center-G.Sanborn, Holder-C.Schmidt.

SF 16 BUF 38, 1 plays, 27 yards, 1 penalty, 0:11 drive, 4:28 elapsed

D.Carpenter kicks 65 yards from BUF 35 to end zone, Touchback. Kick through end zone.

San Francisco 49ers at 10:32

1-10-SF 25 (10:32) (Shotgun) M.Davis up the middle to SF 30 for 5 yards (L.Douzable; K.Williams).

2-5-SF 30 (10:10) (No Huddle, Shotgun) C.Kaepernick sacked at SF 23 for -7 yards (L.Alexander). FUMBLES (L.Alexander) [L.Alexander], recovered by SF-J.Garnett at SF 18. J.Garnett to SF 18 for no gain (L.Douzable).

3-17-SF 18 (9:28) (Shotgun) C.Kaepernick pass incomplete deep left [L.Alexander]. Thrown away under pressure.

4-17-SF 18 (9:18) B.Pinion punts 48 yards to BUF 34, Center-K.Nelson. B.Tate pushed ob at BUF 37 for 3 yards (A.Burbridge).

*PENALTY on BUF-L.McCray, Illegal Block Above the Waist, 10 yards, enforced at BUF 37.***Buffalo Bills at 9:05**

1-10-BUF 27 (9:05) E.Manuel in at QB. (Shotgun) R.Bush left guard to BUF 32 for 5 yards (A.Brooks).

2-5-BUF 32 (8:24) (Shotgun) J.Williams right guard to BUF 39 for 7 yards (N.Bellore, E.Harold). R26

1-10-BUF 39 (7:44) (Shotgun) E.Manuel pass incomplete short right to J.Felton. Dropped in flat at BUF 39.

2-10-BUF 39 (7:39) (Shotgun) J.Williams left guard to BUF 42 for 3 yards (D.Buckner, E.Harold).

3-7-BUF 42 (6:57) (Shotgun) *PENALTY on SF-E.Harold, Neutral Zone Infraction, 5 yards, enforced at BUF 42 - No Play.*

3-2-BUF 48 (6:43) (Shotgun) E.Manuel pass incomplete short middle to J.Hunter. Nearly intercepted at SF 48.

4-2-BUF 48 (6:38) C.Schmidt punts 49 yards to SF 3, Center-G.Sanborn, downed by BUF-K.Seymour.

PENALTY on SF, Defensive Offside, 5 yards, enforced at BUF 48 - No Play. X271-10-SF 47 (6:27) (Shotgun) M.Gillislee left guard to SF 44 for 3 yards (M.Wilhoite).2-7-SF 44 (5:47) (Shotgun) **M.Gillislee left guard for 44 yards, TOUCHDOWN.** R28

D.Carpenter extra point is GOOD, Center-G.Sanborn, Holder-C.Schmidt.

SF 16 BUF 45, 7 plays, 73 yards, 2 penalties, 3:25 drive, 9:20 elapsed

D.Carpenter kicks 48 yards from BUF 35 to SF 17. J.Kerley pushed ob at SF 37 for 20 yards (N.Robey-Coleman).

San Francisco 49ers at 5:40, (1st play from scrimmage 5:34)

1-10-SF 37 (5:34) (Shotgun) C.Kaepernick pass incomplete short left to M.Davis.

2-10-SF 37 (5:29) (No Huddle, Shotgun) C.Kaepernick pass short middle to V.McDonald to SF 43 for 6 yards (Z.Brown) [K.Williams]. Caught in flat at SF 43.

3-4-SF 43 (4:50) (No Huddle, Shotgun) C.Kaepernick pass incomplete short right to J.Kerley. Through receiver's hands at SF 47.

San Francisco 49ers vs Buffalo Bills at New Era Field

4-4-SF 43 (4:45) B.Pinion punts 57 yards to end zone, Center-K.Nelson, Touchback. Kick through end zone.

Buffalo Bills at 4:37

1-10-BUF 20 (4:37) J.Williams left tackle to BUF 24 for 4 yards (M.Purcell). FUMBLES (M.Purcell), RECOVERED by SF-N.Bellore at BUF 27.

San Francisco 49ers at 4:28

1-10-BUF 27 (4:28) (Shotgun) C.Kaepernick pass short right to M.Davis pushed ob at BUF 21 for 6 yards (R.Humber). Caught along sideline at BUF 24.

2-4-BUF 21 (4:21) (No Huddle, Shotgun) C.Kaepernick sacked at BUF 28 for -7 yards (A.Washington).

3-11-BUF 28 (3:44) (No Huddle, Shotgun) C.Kaepernick pass short right to R.Streater pushed ob at BUF 12 for 16 yards (P.Brown). P16

1-10-BUF 12 (3:37) (No Huddle, Shotgun) C.Kaepernick pass incomplete short right to M.Davis.

2-10-BUF 12 (3:33) (Shotgun) S.Draughn up the middle to BUF 10 for 2 yards (R.Humber).

3-8-BUF 10 (2:50) (Shotgun) C.Kaepernick pass incomplete short left to Q.Patton (D.Williams). Receiver and coverage 8 yds. into end zone.

4-8-BUF 10 (2:41) (Shotgun) C.Kaepernick pass incomplete short right to T.Smith (R.Darby). Receiver and coverage along sideline, 8 yds. into end zone.

Buffalo Bills at 2:34

1-10-BUF 11 (2:34) One-yard difference on change of possession. (Shotgun) J.Williams left guard to BUF 12 for 1 yard (M.Purcell, D.Buckner).

Two-Minute Warning

2-9-BUF 12 (2:00) J.Williams left tackle to BUF 18 for 6 yards (M.Wilhoite).

3-3-BUF 18 (1:13) (Shotgun) E.Manuel right tackle to BUF 22 for 4 yards (C.Carradine). R29

1-10-BUF 22 (:31) E.Manuel kneels to BUF 21 for -1 yards.

End of game - 4.16 pm

END OF QUARTER

		Time Poss	First Downs				Efficiencies	
	Score		R	P	X	T	3 Down	4 Down
San Francisco 49ers	16	4:46	0	1	0	1	1/5	0/1
Buffalo Bills	45	10:14	6	2	2	10	2/3	0/0

Miscellaneous Statistics Report

San Francisco 49ers vs Buffalo Bills
10/16/2016 at New Era Field

Ten Longest Plays for San Francisco 49ers

Yards	Qtr	Play Start	Play Description
53	2	1-10-SF 47	(14:07) (No Huddle, Shotgun) C.Kaepernick pass deep right to T.Smith for 53 yards, TOUCHDOWN. Caught near sideline at BUF 25, crossed to middle after catch.
34	3	2-11-SF 24	(1:58) (No Huddle, Shotgun) C.Kaepernick pass deep right to V.McDonald to SF 43 for 19 yards (R.Darby). Caught near sideline at SF 43. PENALTY on BUF-A.Williams, Face Mask (15 Yards), 15 yards, enforced at SF 43.
29	3	3-8-SF 22	(6:16) (No Huddle, Shotgun) C.Kaepernick scrambles right tackle to BUF 49 for 29 yards (S.Gilmore).
17	1	1-10-SF 35	(14:05) (No Huddle, Shotgun) C.Kaepernick pass short middle to Q.Patton ran ob at BUF 48 for 17 yards. Shovel pass, caught at SF 32.
16	4	3-11-BUF 28	(3:44) (No Huddle, Shotgun) C.Kaepernick pass short right to R.Streater pushed ob at BUF 12 for 16 yards (P.Brown).
15	1	3-11-BUF 29	(8:50) (Shotgun) C.Kaepernick pass short right to T.Smith pushed ob at BUF 14 for 15 yards (R.Darby). Crossing pattern, caught at BUF 25.
15	2	1-10-SF 49	(7:50) (No Huddle, Shotgun) C.Hyde right guard to BUF 36 for 15 yards (A.Williams; P.Brown).
13	2	1-10-SF 25	(9:02) (Shotgun) C.Kaepernick pass short left to Q.Patton to SF 38 for 13 yards (A.Williams). Caught at SF 37, crossing from middle.
11	1	3-22-BUF 26	(6:27) (Shotgun) C.Kaepernick pass short left to Q.Patton to BUF 15 for 11 yards (P.Brown).
11	2	1-10-SF 36	(14:32) (No Huddle, Shotgun) C.Hyde left end pushed ob at SF 47 for 11 yards (K.Williams).

Ten Longest Plays for Buffalo Bills

Yards	Qtr	Play Start	Play Description
44	4	2-7-SF 44	(5:47) (Shotgun) M.Gillislee left guard for 44 yards, TOUCHDOWN.
38	2	2-2-BUF 33	(13:23) (Shotgun) L.McCoy up the middle to SF 29 for 38 yards (E.Reid).
30	3	1-10-SF 30	(2:40) (Shotgun) T.Taylor pass deep left to J.Hunter for 30 yards, TOUCHDOWN. Caught 2 yds. into end zone, slanting to
23	3	2-15-BUF 47	(3:13) (Shotgun) T.Taylor pass deep right to N.O'Leary pushed ob at SF 30 for 23 yards (A.Bethea). Caught along sideline at
22	2	3-20-BUF 26	(3:10) (Shotgun) L.McCoy left tackle pushed ob at BUF 48 for 22 yards (R.Robinson).
21	4	2-5-SF 39	(11:37) (No Huddle, Shotgun) T.Taylor scrambles left end pushed ob at SF 18 for 21 yards (A.Bethea).
20	1	1-10-BUF 25	(5:43) (Shotgun) T.Taylor pass deep right to C.Clay to BUF 45 for 20 yards (E.Reid). Caught at BUF 43, crossing from middle.
18	1	1-10-SF 45	(4:23) T.Taylor back at QB. (Shotgun) T.Taylor pass short right to R.Woods pushed ob at SF 27 for 18 yards (A.Bethea).
18	4	1-10-SF 18	(10:59) L.McCoy right guard for 18 yards, TOUCHDOWN. Key block: R.Incognito.
16	1	2-21-BUF 12	(10:57) (Shotgun) L.McCoy left guard to BUF 28 for 16 yards (A.Brooks).

Touchdown Scoring Information

		Offense	Defense	Special Teams
VISITOR	San Francisco 49ers	1	0	0
HOME	Buffalo Bills	6	0	0

Player Scoring Information

Club	Player	TD	Rush TD	Rec TD	KO TD	Punt TD	Int TD	Fum TD	Misc TD	FG	XP	2Pt Rush	2Pt Rec	Sfty	Points
SF	P.Dawson	0	0	0	0	0	0	0	0	3	1	0	0	0	10
SF	T.Smith	0	0	1	0	0	0	0	0	0	0	0	0	0	6
BUF	L.McCoy	0	3	0	0	0	0	0	0	0	0	0	0	0	18
BUF	D.Carpenter	0	0	0	0	0	0	0	0	1	6	0	0	0	9
BUF	M.Gillislee	0	1	0	0	0	0	0	0	0	0	0	0	0	6
BUF	J.Hunter	0	0	1	0	0	0	0	0	0	0	0	0	0	6
BUF	R.Woods	0	0	1	0	0	0	0	0	0	0	0	0	0	6

Possession Detail

	First Half		Second Half		Game	
	Visitor	Home	Visitor	Home	Visitor	Home
Largest Lead	3	4	0	29	3	29
Drives Leading	0	1	0	9	0	10
Time of Possession Leading	0:00	5:33	0:00	17:37	0:00	23:10
Largest Deficit	-4	-3	-29	0	-29	-3
Drives Trailing	3	2	8	0	11	2
Time of Possession Trailing	6:03	9:07	12:23	0:00	18:26	9:07
Times Score Tied Up		0		0		0
Lead Changes		4		0		4

Playtime Percentage

Percent of playtime per player on offense, defense and special teams

San Francisco 49ers

Buffalo Bills

		San Francisco 49ers				Buffalo Bills					
		Offense	Defense	Special Teams		Offense	Defense	Special Teams			
J Staley	T	61	100%	4	12%	R Incognito	G	79	100%	7	21%
Z Beadles	G	61	100%	4	12%	J Mills	T	79	100%	7	21%
T Brown	T	61	100%	4	12%	J Miller	G	79	100%	7	21%
J Garnett	G	61	100%	4	12%	E Wood	C	74	94%		
C Kaepernick	QB	61	100%			C Glenn	T	72	91%	7	21%
D Kilgore	C	61	100%			T Taylor	QB	67	85%		
J Kerley	WR	57	93%	7	21%	C Clay	TE	61	77%		
Q Patton	WR	55	90%	2	6%	R Woods	WR	54	68%		
T Smith	WR	51	84%	1	3%	M Goodwin	WR	50	63%		
C Hyde	RB	32	52%			L McCoy	RB	49	62%		
V McDonald	TE	30	49%			J Hunter	WR	46	58%		
G Celek	TE	27	44%	17	52%	N O'Leary	TE	38	48%	9	27%
M Davis	RB	24	39%	16	48%	J Felton	FB	30	38%		
A Burbridge	WR	12	20%	22	67%	W Powell	WR	27	34%	8	24%
R Streater	WR	10	16%	5	15%	M Gillislee	RB	18	23%	14	42%
S Draughn	RB	5	8%	14	42%	E Manuel	QB	13	16%		
J Hamm	TE	2	3%	17	52%	R Groy	G	11	14%	7	21%
N Bellore	LB		79 100%	12	36%	J Williams	RB	8	10%		
E Reid	FS		79 100%	7	21%	M Ola	T	7	9%	7	21%
T Brock	CB		79 100%	4	12%	B Tate	WR	4	5%	11	33%
A Bethea	SS		79 100%			R Bush	RB	3	4%	8	24%
M Wilhoite	LB		74 94%	5	15%	R Darby	CB		61 100%	9	27%
D Buckner	DT		73 92%			N Robey	CB		60 98%	8	24%
A Brooks	LB		67 85%	7	21%	P Brown	LB		58 95%	8	24%
A Armstead	DT		64 81%			S Gilmore	CB		54 89%	4	12%
K Reaser	CB		54 68%	16	48%	J Hughes	LB		53 87%	1	3%
R Robinson	CB		44 56%	4	12%	Z Brown	LB		52 85%	4	12%
E Harold	LB		41 52%	9	27%	C Graham	FS		51 84%	7	21%
A Lynch	LB		39 49%	6	18%	A Williams	SS		51 84%	3	9%
Q Dial	DT		37 47%	11	33%	K Williams	DT		43 70%	4	12%
G Dorsey	NT		19 24%			L Douzable	DE		42 69%	11	33%
M Purcell	NT		13 16%	18	55%	L Alexander	LB		32 52%	21	64%
D Johnson	CB		11 14%	24	73%	L McCray	LB		21 34%	22	67%
C Carradine	LB		11 14%	14	42%	J Worthy	DT		17 28%		
G Hodges	LB		4 5%	18	55%	B Spikes	LB		16 26%		
R Blair	DT		2 3%	1	3%	C Bryant	NT		13 21%	16	48%
S Skov	LB			29	88%	R Humber	LB		12 20%	22	67%
M Cromartie	FS			22	67%	R Blanton	FS		10 16%	23	70%
B Pinion	P			14	42%	D Williams	SS		10 16%	14	42%
K Nelson	LS			9	27%	A Washington	DT		8 13%	4	12%
K Martin	WR			5	15%	K Seymour	CB		7 11%	16	48%
A Tiller	G			4	12%	J Meeks	SS			22	67%
P Dawson	K			4	12%	C White	CB			15	45%
J Shepherd	DB			3	9%	D Carpenter	K			15	45%

G Sanborn	LS	11	33%
C Schmidt	P	11	33%