



UNDER ARMOUR PERFORMANCE CENTER | 1 WINNING DRIVE | OWINGS MILLS, MD 21117 | 410-701-4000 | WWW.BALTIMORERAVENS.COM | @RAVENS



## BALTIMORE RAVENS (3-3) AT NEW YORK JETS (1-5)

SUNDAY, OCTOBER 23, 2016 • 1 P.M. ET • METLIFE STADIUM (82,566)



### JUST THE FACTS

- After starting the season 3-0, the Baltimore Ravens look to rebound from three-consecutive losses when they travel to face the New York Jets on Sunday, Oct. 23. This game, which kicks off at 1 p.m., marks the Ravens' second-straight week playing at MetLife Stadium following last Sunday's nail-biting 27-23 defeat to the New York Giants.
- The Giants' combination of WR Odell Beckham Jr. and QB Eli Manning proved too much for the Ravens in Week 6. Manning hit Beckham with a short pass on fourth-and-1 with 1:24 left in the game, trailing 23-20, and the spectacular wideout raced 66 yards for the winning score. That was Beckham's second long TD of the day, after he caught a Manning strike for a 75-yard score in the third quarter to give New York its first lead of the game at 17-13. Already playing without five starters, including Pro Bowler **ILB C.J. Mosley**, the Ravens lost two more defensive standouts during the second half: **CB Jimmy Smith** (concussion) and **OLB Terrell Suggs** (arm). Playing under new offensive coordinator **Marty Mornhinweg**, **RB Terrance West** produced 87 yards and 2 TDs on 23 carries, while **QB Joe Flacco** was 26-of-48 for 307, including 4 passes to **WR Mike Wallace** for 97 yards. The Ravens' defense produced 3 take-aways on the day, while their offense did not turn the ball over. However, for just the second time in team history, Baltimore lost a game when having at least a +3 turnover differential.
- The Ravens have won eight-consecutive games vs. NYJ, producing an overall 8-1 edge in the all-time series. Baltimore's eight-game streak ties for the NFL's fourth-longest active run by a team vs. one opponent.
- On Monday night, the Jets dropped their fourth-straight game in a 28-3 decision at Arizona. Following Sunday's game in New Jersey, Baltimore will have its bye next weekend, while NYJ travels to Cleveland.

### MEDIA & PRACTICE SCHEDULE

- Wed. Oct. 19:** 10:30 a.m. .... Practice / Media Viewing  
12:30 p.m. .... Coach Harbaugh & Key Players at Podium & Open Locker Room
- Thur. Oct. 20:** 10:30 a.m. .... Practice / Media Viewing  
12:30 p.m. .... Three Coordinators at Podium & Open Locker Room
- Fri. Oct. 21:** 11:15 a.m. .... Practice / Media Viewing  
12:50 p.m. .... Coach Harbaugh at Podium & Open Locker Room

### WEDNESDAY CONFERENCE CALLS

- Ravens:** Player TBD at 12:30 p.m. & John Harbaugh at 12:50 p.m.  
**NY Jets:** WR Brandon Marshall at 3:45 p.m. & Todd Bowles at 4 p.m.

### CALLING THE ACTION

- Television: CBS / WJZ Ch. 13 (Baltimore)**  
- Ian Eagle (play-by-play) - Rich Gannon (analyst)  
- Evan Washburn (sideline)  
- Mark Wolff (producer) - Bob Fishman (director)
- Local Radio: WBAL (1090 AM) & 98Rock (97.9 FM)**  
- Gerry Sandusky (play-by-play) - Stan White & Qadry Ismail (analysts)

### HARBS SAYS

#### JOHN HARBAUGH ON PERSEVERANCE & FINDING WAYS TO IMPROVE:

"I'm excited about where the season is going to go, without question. We know exactly what needs to be done, in terms of what needs to be corrected, but we have to get it corrected. It's not a mystery. It's not new, and it's not news. It's the same thing it has been. We will keep pounding away at the things we have to do better and the things we have to eliminate from our team to play winning football."

### INJURY UPDATE

- Five Pro Bowlers – **OLB Elvis Dumervil** (foot), **RS Devin Hester Sr.** (thigh), **LB C.J. Mosley** (thigh), **WR Steve Smith Sr.** (ankle) and **G Marshal Yanda** (shoulder) – all missed Sunday's game at the Giants. Starting **LT Ronnie Stanley** (foot) was also out, missing his third-straight contest. **CB Jeraud Powers** (groin), **CB Jimmy Smith** (concussion) and **OLB Terrell Suggs** (arm) all left the NYG game and didn't return.
- The Ravens have 14 players on Injured Reserve, including standout **TE Benjamin Watson**, who tore his Achilles tendon on Aug. 27. Key contributors **DT Carl Davis**, **S Matt Elam** and **TE Maxx Williams** are also on IR, as is third-round rookie draft pick **DE Bronson Kaufusi**.

### NOTE THE QUOTE

#### S ERIC WEDDLE ON THE RAVENS' MINDSET MOVING FORWARD:

"The biggest thing for us, as an older guy, you don't waver. I'm not going to come in and be all mad and get pissed off at my teammates. It's a long season. It's about being consistent. It's about understanding the details, the little things. It's about taking care of yourself and taking care of your job first. Don't try to do more than you're supposed to do within the defense. Play for each other. I believe in this team, the organization, the coaches. We're just in a rough patch right now. It's just going to take one game to get us over the hump. Everything is right there for us. But, if we don't take advantage of the situation and look at yourself first, we're going to waste this opportunity."

### WHAT'S GOING ON?

After registering a single-season franchise low in turnovers forced (14) in 2015, the Ravens this past offseason worked with an added emphasis to create more take-aways. Their efforts are beginning to pay off, with Baltimore posting the NFL's fifth-most take-aways (11, tied) entering Week 7. The Ravens' 8 INTs stand as the NFL's third most.

#### MOST TURNOVERS FORCED / 2016 NFL SEASON

| INTERCEPTIONS |             |      | TOTAL TAKE-AWAYS |                 |    |
|---------------|-------------|------|------------------|-----------------|----|
| Rk.           | Team        | INTs | Rk.              | Team            | TA |
| 1.            | Arizona     | 9    | 1.               | Arizona         | 14 |
|               | Kansas City | 9    | 2.               | Buffalo         | 12 |
| 3.            | Baltimore   | 8    |                  | Kansas City     | 12 |
| 4.            | Minnesota   | 7    |                  | Minnesota       | 12 |
|               | San Diego   | 7    | 5.               | Bal., Den. & SD | 11 |

# 2016 TEAM INFORMATION

## SCHEDULE/RESULTS (3-3)

| Date           | Opponent                | Time/Result      |
|----------------|-------------------------|------------------|
| Sun. Sept. 11  | BUFFALO BILLS           | W 13-7           |
| Sun. Sept. 18  | at Cleveland Browns     | W 25-20          |
| Sun. Sept. 25  | at Jacksonville Jaguars | W 19-17          |
| Sun. Oct. 2    | OAKLAND RAIDERS         | L 27-28          |
| Sun. Oct. 9    | WASHINGTON REDSKINS     | L 10-16          |
| Sun. Oct. 16   | at New York Giants      | L 23-27          |
| Sun. Oct. 23   | at New York Jets        | 1:00 p.m.        |
| Sun. Oct. 30   | BYE                     |                  |
| Sun. Nov. 6*   | PITTSBURGH STEELERS     | 1:00 p.m.        |
| Thurs. Nov. 10 | CLEVELAND BROWNS        | 8:25 p.m. (NFLN) |
| Sun. Nov. 20*  | at Dallas Cowboys       | 1:00 p.m.        |
| Sun. Nov. 27*  | CINCINNATI BENGALS      | 1:00 p.m.        |
| Sun. Dec. 4*   | MIAMI DOLPHINS          | 1:00 p.m.        |
| Mon. Dec. 12   | at New England Patriots | 8:30 p.m. (ESPN) |
| Sun. Dec. 18*  | PHILADELPHIA EAGLES     | 1:00 p.m.        |
| Sun. Dec. 25   | at Pittsburgh Steelers  | 4:30 p.m.        |
| Sun. Jan. 1*   | at Cincinnati Bengals   | 1:00 p.m.        |

\*Flexible Scheduling Games Home Games in CAPS All Times Eastern

## SPOTLIGHT: BRANDON WILLIAMS



**Pos:** DT **Ht:** 6-1 **Wt:** 340 **Exp. (NFL/Ravens):** 4/4  
**College:** Missouri So. St. **Hometown:** St. Louis, MO

**Despite having D-I scholarship offers to play guard, you chose to play D-II so you could play DT. Why?** "I wanted to hit people instead of get hit. (laughter) On offense, you have to protect someone behind you who makes a hell

of a lot more money than you. If anything goes wrong, and someone gets by you, it is your fault. On defense, I can mess up and go in the wrong gap, but if I fight hard enough, I can still make a play. It is kind of one of those, 'Aww, you shouldn't have done that. But, good play!'"

**Pete Prisco from CBS Sports named you the NFL's most underrated player. Is there a specific accolade you want?** "The best accolades I can receive are being a great father, a great fiancé, and a great future husband. Football is fun, but it isn't forever. Those types of things are."

**Can you have a dominant game without recording stats?** "Absolutely. All my linebackers – from Daryl Smith to C.J. Mosley – have made plays. If I am taking up double-teams, and my linebackers can get 10 tackles a game, then I'm doing a great job. It is my role to get people off of my linebackers. Now, they still have to make those plays, but I don't have to make every stat to have a great game. You can make a play without actually making 'the play.' If I take up two or three blockers, and a linebacker blitzes and gets a sack, that is a play I made."

**Do you collect anything?** "It is one of those weird things, but I collect ragdolls. My fiancé's father calls sacks, 'ragdolls,' because you grab the quarterback and you shake them like a ragdoll. After every sack I get, her stepmom sews me a rag doll of the quarterback. She sends me a ragdoll with the quarterback's jersey and their helmet. Every quarterback I have sacked, I have a ragdoll of them on my mantle."

**In what ways do you spend time outdoors?** "I hunt and I fish. It was one of those things I had to get used to, because in football, my game is all about attacking. But in hunting and fishing, you have to be patient and let things come to you. The biggest thing is it gets your mind off what you are thinking about. You feel like you are one with nature."

**Being from St. Louis, did you know anything about the Ravens when you got drafted?** "The main thing people know about is their defense. Getting picked to come on one of the most ferocious defenses in the league made me ecstatic. I was like, 'I'm a defensive player, and they are picking me to add to that defense?' You start thinking about how you can make the team better. I loved every moment about it."

**What players did you look up to growing up?** "Warren Sapp, for sure. When I first started playing football in eighth grade, he was the reason I wore 99. I also loved Jerome Bettis growing up, because I was the fat kid who wanted to run the ball."

## NOTE OF THE WEEK I

Dating back to Week 3 vs. Jacksonville, **QB Joe Flacco** has attempted 151-consecutive passes without throwing an interception. His streak marks a personal best, ranks as the third-longest stretch in Ravens franchise history and stands as the NFL's fifth-longest active streak entering Week 7:

### MOST PASSES ATTEMPTED WITHOUT AN INTERCEPTION

| RAVENS HISTORY |                           |            | ACTIVE NFL STREAKS |                   |            |
|----------------|---------------------------|------------|--------------------|-------------------|------------|
| Rk.            | Player (Year)             | Passes     | Rk.                | Player            | Passes     |
| 1.             | Eric Zeier (1997-98)      | 175        | 1.                 | Brian Hoyer       | 197        |
| 2.             | Steve McNair (2006)       | 162        | 2.                 | Colin Kaepernick  | 164        |
| 3.             | <b>Joe Flacco (2016)*</b> | <b>151</b> | 3.                 | Russell Wilson    | 158        |
| 4.             | Joe Flacco (2010)         | 137        | 4.                 | Sam Bradford      | 152        |
| 5.             | Joe Flacco (2014)         | 126        | 5.                 | <b>Joe Flacco</b> | <b>151</b> |
|                | Joe Flacco (2012)         | 126        | 6.                 | Tom Brady         | 114        |

\* Active streak dating back to 9/25

## NOTE OF THE WEEK II

Since he became the Ravens' starting running back in Week 4, **RB Terrance West** has produced the NFL's fourth-most rushing yards. In those last three games, he has piled up 295 yards and 3 TDs.

### NFL RUSHING YARDS / SINCE WEEK 4 / PAST THREE GAMES

| Rk. | Player (Team)               | Att.      | Yards      | Avg.       | LG        | TDs      |
|-----|-----------------------------|-----------|------------|------------|-----------|----------|
| 1.  | Ezekiel Elliott (Dal.)      | 66        | 429        | 6.5        | 60t       | 3        |
| 2.  | LeSean McCoy (Buf.)         | 56        | 360        | 6.4        | 53        | 3        |
| 3.  | David Johnson (Ari.)        | 66        | 351        | 5.3        | 58t       | 5        |
| 4.  | <b>Terrance West (Bal.)</b> | <b>55</b> | <b>295</b> | <b>5.4</b> | <b>35</b> | <b>3</b> |

## KEY MILESTONES IN REACH

**1**

Win needed by **John Harbaugh** to pass Brian Billick for the most regular season victories in Ravens history. (They are currently tied with 80, although, Harbaugh owns the most total victories – including playoffs – with 90 to Billick's 85.)

**12**

Catches needed by **WR Steve Smith Sr.** (988) to reach 1,000 for his career and become the 14th player in league history to achieve the special milestone.

**104**

Receiving yards needed by **WR Steve Smith Sr.** (14,242) to pass Reggie Wayne (14,345) for eighth most in NFL history.

**3,580**

Career punt return yards by **RS Devin Hester Sr.**, ranking fourth most in NFL history. With 22 more yards, he'll pass Darrien Gordon (3,601) for third in league annals

**30,000**

Career passing yards **QB Joe Flacco** (29,911) will reach with 89 more yards. If he reaches the milestone this Sunday, he'll become the second QB in Baltimore football history to do so (Johnny Unitas – 39,768 yards in 17 Colts seasons).

## 2016 AFC NORTH STANDINGS

| Teams      | W | L | T | Home | Road | Div. | Con. | PF  | PA  | Streak |
|------------|---|---|---|------|------|------|------|-----|-----|--------|
| Pittsburgh | 4 | 2 | 0 | 3-0  | 1-2  | 1-0  | 3-1  | 154 | 123 | Lost 1 |
| Baltimore  | 3 | 3 | 0 | 1-2  | 2-1  | 1-0  | 3-1  | 117 | 115 | Lost 3 |
| Cincinnati | 2 | 4 | 0 | 1-1  | 1-3  | 0-1  | 2-3  | 109 | 145 | Lost 2 |
| Cleveland  | 0 | 6 | 0 | 0-2  | 0-4  | 0-1  | 0-4  | 113 | 176 | Lost 6 |



# QUOTE THE RAVENS

---

## QB Joe Flacco on the Ravens battling forward:

“We’ve been here before. It’s a tough league. There are a lot of tough games and a long road ahead. We’ve got to stay as confident as we can, and we’ve got to move forward and just keep our head down. Our division is still up for grabs, and a lot of things are, so we’ve got to keep fighting and do our best to win games.”

---

### John Harbaugh on offensive coordinator Marty Mornhinweg:

“I think his style is obvious. It’s enthusiastic. He’s very direct. He’s very straightforward. The things I’ve always admired about him [are that] he’s a very descriptive teacher. He paints a really good picture for the guys. That’s a gift.”

### QB Joe Flacco on offensive coordinator Marty Mornhinweg:

“Marty is an exciting guy. He is confident, and he brings a lot of confidence to the room. He is very sure in what he is doing and what we are doing. I think he gets everybody going and gives everybody a good outlook on the game plan.”

### Raiders QB Derek Carr on playing OLB Terrell Suggs:

“Man, he’s a Hall of Famer to me. The guy is ridiculous. I have the utmost respect for him. I loved him when he was in college. I love watching him play in the NFL. ... He’s just one of those guys [who is] one of the best to ever do it.”

### S Eric Weddle on how his new teammates have accepted him:

“They welcomed me like I have been a Raven my whole life. It meant a lot to me. I knew what I could bring to the team, on and off the field. When I first got here, I didn’t want to push anything about what I’ve done or who I am. I just wanted to work, build relationships with my teammates and earn their trust. I think it caught them off guard with how much I was willing to help them and teach them and give them anything I have learned over the years that has helped me get to where I’m at. Once they knew it wasn’t a facade or a front I was putting up, it made us even closer.”

### OLB Terrell Suggs on S Eric Weddle:

“I like that he is kind of a wild card. He is kind of ‘one of those guys.’ The word that comes to mind is ‘Raven.’ He has that Raven persona. He is a little weird. In meetings, he will pull out this big brush and start brushing his beard. You have to like a guy like that who has a little bit more to him and is a little edgy. That is always good when it comes to the football team, too.”

### The Baltimore Sun’s Childs Walker on S Eric Weddle:

“Weddle has played terrific all-around football and helped stabilize a defensive backfield that had been troubled for years. He is, as he told me in an offseason interview, a very different player from Ed Reed, the gold standard at safety for this franchise and for an entire NFL generation. We probably won’t see any wildly improvised interception returns from the 10-year veteran. But, Weddle almost always seems in position to make the correct play, either in run support or coverage.”

### RB Terrance West on playing for his hometown team Ravens:

“Throughout my career – high school, college – I’ve always had obstacles I have had to overcome. I was in Cleveland, I went to Tennessee, now I’m with the Baltimore Ravens. I want to make this my last stop.”

### WR Mike Wallace on eliminating penalties:

“If we eliminate those penalties, we’re like 6-0. We do these [mistakes] every single game. We all have a hand in our offense. It just has to get better. If we take that away, we’re in it every single game. We just have to get better, myself included. I had a penalty [Sunday vs. NYG]. That’s just our season, honestly. If we clean that up, we’re a much, much better football team, and we don’t have to sit in here and worry about any bad questions. It will be all good questions. We all have a hand in it, and we have to eliminate those penalties.”

### John Harbaugh on working to limit big plays and coaching up the secondary to perform at a high level:

“We’re going to work at it. We’re going to look for guys. We’re going to teach our guys. We’re going to coach our guys. Our guys are going to work hard at it. We have good guys. I believe we have talented guys. We have guys who are fully capable of covering people out there. But we don’t have our eyes in the right spot all the time, so I want disciplined guys back there, and those are the guys that are going to play going forward.”

### LB Zachary Orr on the defense’s mentality:

“As a defense, whenever we’re the last people on the field, we want to make plays. We emphasize throughout the whole game, throughout the whole season, that we need to make more plays. Coach [John] Harbaugh said that very clearly – we’re looking for playmakers – and that’s what we’re trying to do.”

### Giants head coach Ben McAdoo on the Ravens’ defensive front:

“I see a very physical, heavy-handed unit up front. It all starts with that front. They have a lot of pass rushers you have to account for. [Timmy] Jernigan is playing at a high level. They’re doing a nice job, schematically, getting after you.”

### DT Timmy Jernigan on defensive line coach Joe Cullen’s energy:

“I love it. He is high-energy. It is easy to come out and get going, just being around him. There isn’t any such thing as half-days or taking plays off or anything like that. He is always in your ear. It doesn’t matter who it is, whether it is me, whether it is ‘55’ [Terrell Suggs] or anybody. He is going coach you until you can’t be coached anymore.”

# RAVENS / OPPONENT INFORMATION

## 2016 NFL RANKINGS

### DEFENSE

| Category            | --Ravens-- |      | --Jets-- |      |
|---------------------|------------|------|----------|------|
|                     | Stats      | Rank | Stats    | Rank |
| Total Defense       | 294.8      | 3    | 375.5    | 23   |
| Rush Defense        | 69.7       | 1    | 85.5     | 6    |
| Pass Defense        | 225.2      | 9    | 290.0    | 28   |
| Points Per Game     | 19.2       | 9    | 27.3     | 25   |
| 3rd-Down Def. %     | 32.9       | 4    | 40.3     | 20   |
| 4th-Down Def. %     | 87.5       | 31   | 25.0     | 5    |
| Red Zone Def. (TD%) | 63.6       | 22t  | 64.7     | 24   |

### OFFENSE

| Category            | --Ravens-- |      | --Jets-- |      |
|---------------------|------------|------|----------|------|
|                     | Stats      | Rank | Stats    | Rank |
| Total Offense       | 347.0      | 20   | 331.5    | 26   |
| Rush Offense        | 98.8       | 18   | 92.5     | 21   |
| Pass Offense        | 248.2      | 16   | 239.0    | 21   |
| Points Per Game     | 19.5       | 24   | 15.8     | 32   |
| 3rd-Down Off. %     | 34.0       | 27   | 38.5     | 17   |
| 4th-Down Off. %     | 40.0       | 20t  | 50.0     | 14t  |
| Red Zone Off. (TD%) | 50.0       | 23t  | 36.4     | 32   |

### TEAM

| Category       | --Ravens-- |      | --Jets-- |      |
|----------------|------------|------|----------|------|
|                | Stats      | Rank | Stats    | Rank |
| Turnover Ratio | +3         | 9t   | -11      | 32   |
| Penalties      | 52         | 31t  | 38       | 12t  |
| Penalty Yards  | 403        | 25   | 321      | 10   |

## SERIES HISTORY

- **Series:** Ravens lead series, 8-1, winning eight consecutive.
- **In Baltimore:** Ravens are 5-0. • **In New York:** Ravens are 3-1.

### RAVENS-JETS SERIES HISTORY

| Date     | Location  | Result             | Attendance |
|----------|-----------|--------------------|------------|
| 11/02/97 | New York  | Jets, 19-16 (OT)   | 59,524     |
| 09/13/98 | New York  | Ravens, 24-10      | 70,063     |
| 12/24/00 | Baltimore | Ravens, 34-20      | 69,184     |
| 11/14/04 | New York  | Ravens, 20-17 (OT) | 77,826     |
| 10/02/05 | Baltimore | Ravens, 13-3       | 70,479     |
| 09/16/07 | Baltimore | Ravens, 20-13      | 71,246     |
| 09/13/10 | New York  | Ravens, 10-9       | 78,127     |
| 10/02/11 | Baltimore | Ravens, 34-17      | 71,247     |
| 11/24/13 | Baltimore | Ravens, 19-3       | 71,148     |

## RAVENS STREAK VS. JETS

The Ravens currently own an eight-game winning streak against the New York Jets, tying (Jets vs. Tampa Bay) for the NFL's fourth-longest active winning streak by one team against a particular opponent. Below are the NFL's top current streaks:

### LONGEST CURRENT WINNING STREAKS VS. OPPONENT (Active NFL Streaks)

| Games Won | Team             | Opponent           |
|-----------|------------------|--------------------|
| 11        | Denver           | vs. Cleveland      |
| 10        | Philadelphia     | vs. NY Jets        |
| 9         | Indianapolis     | vs. Tennessee      |
| <b>8</b>  | <b>Baltimore</b> | <b>vs. NY Jets</b> |
| 8         | New York Jets    | vs. Tampa Bay      |

(Note: Ravens' streak includes 3 wins in New York.)

## 2016 BAL./NYJ LEADERS

### PASSING YARDS (TDS/INTS)

Joe Flacco . . . . .1,589 (5/4) Ryan Fitzpatrick . .1,441 (5/11)

### RUSHING YARDS (YPC)

Terrance West . . . . 414 (4.7) Matt Forte . . . . . 360 (3.5)  
Justin Forsett (NOR) . .98 (3.2) Bilal Powell . . . . . 119 (6.0)  
Javorius Allen . . . . .31 (4.4) Ryan Fitzpatrick . . . . 74 (4.6)

### RECEIVING YARDS (CATCHES)

Mike Wallace . . . . . 370 (25) Brandon Marshall . .443 (27)  
Steve Smith Sr. . . . . 310 (27) Quincy Enunwa . . .336 (30)  
Dennis Pitta . . . . . 295 (34) Eric Decker (IR) . . . .194 (9)

### POINTS

Justin Tucker . . . . . 53 Nick Folk . . . . . 41  
Mike Wallace . . . . . 20 Matt Forte . . . . . 18

### INTERCEPTIONS (YARDS)

C.J. Mosley . . . . . 3 (12) Marcus Williams . . . . . 2 (14)  
Tavon Young . . . . . 2 (22) None . . . . . n/a

### SACKS (YARDS)

Terrell Suggs . . . . . 5 (-37) Leonard Williams . .5 (-35.5)  
Timmy Jernigan . . . . 3 (-17) Steve McLendon . . . . 2 (-14)

### TACKLES (SOLO)

Zachary Orr . . . . . 50 (36) Darron Lee . . . . . 30 (22)  
C.J. Mosley . . . . . 29 (21) David Harris . . . . . 25 (18)  
Eric Weddle . . . . . 27 (17) Four Players . . . . . 24 (n/a)

### GROSS PUNTING (NET)

Sam Koch . . . . . 47.5 (37.4) Lachlan Edwards . . 43.2 (36.7)

### FIELD GOALS (PCT.)

Justin Tucker . . 15/15 (100.0) Nick Folk . . . . . 11/12 (91.7)

### PUNT RETURN YARDS (AVG.)

Devin Hester Sr. . . . .65 (7.2) Jalin Marshall . . . . . 23 (7.7)

### KICKOFF RETURN YARDS (AVG.)

Devin Hester Sr. . . 259 (28.8) Jalin Marshall . . . . 231 (25.7)

## 2016 TALE OF THE TAPE

| Category                        | Ravens | Jets   |
|---------------------------------|--------|--------|
| Record . . . . .                | 3-3    | 1-5    |
| Current Streak . . . . .        | Lost 3 | Lost 4 |
| Points Scored . . . . .         | 117    | 95     |
| TDs Scored . . . . .            | 10     | 9      |
| Rushing TDs Scored . . . . .    | 5      | 3      |
| Passing TDs Scored . . . . .    | 5      | 5      |
| TDs on Returns . . . . .        | 0      | 1      |
| Points Against . . . . .        | 115    | 164    |
| TDs Allowed . . . . .           | 15     | 20     |
| Rushing TDs Allowed . . . . .   | 2      | 4      |
| Passing TDs Allowed . . . . .   | 12     | 13     |
| TDs Allowed by Return . . . . . | 1      | 3      |
| Time of Possession Avg. . . . . | 32:32  | 30:34  |
| KOR Avg. For. . . . .           | 28.5   | 27.1   |
| KOR Avg. Against . . . . .      | 19.5   | 19.1   |
| PR Avg. For . . . . .           | 6.8    | 7.7    |
| PR Avg. Against . . . . .       | 16.2   | 10.1   |
| Sacks . . . . .                 | 11     | 12     |
| Sacks Allowed . . . . .         | 13     | 10     |
| Interceptions . . . . .         | 8      | 2      |
| Interceptions Thrown . . . . .  | 4      | 12     |

# RAVENS / OPPONENT INFORMATION

## CONNECTIONS

### PRO CONNECTIONS

- Jets assistant head coach/inside LBs coach **Mike Caldwell** spent one season of his playing career as a linebacker with the Ravens (1996).
- Jets **WR Jeremy Butler** entered the NFL as a 2014 rookie free agent with Baltimore. In 2015, he saw action in eight games, posting 31 catches for 363 yards. Butler was released from the team following the 2016 training camp.
- Ravens special teams coordinator/associate head coach **Jerry Rosburg** was the Browns' special teams coordinator (2001-06), while Jets head coach **Todd Bowles** served as defensive nickel package coach (2001-03) and secondary coach (2004) in Cleveland. Jets assistant CBs coach **Daylon McCutcheon** (1999-2006) ended his playing career in 2006 after eight seasons at cornerback for the Browns.
- Jets offensive coordinator **Chan Gailey** was the Bills' head coach for three seasons (2010-12), during which time Ravens **WR Kamar Aiken** signed as a rookie free agent and played two seasons (2011-12).
- Jets defensive line coach **Pepper Johnson** served in several roles for the Patriots, including assistant LBs coach (2000), inside linebackers coach (2001-03), D-line coach (2004-11) and LBs coach (2012-13), while Ravens defensive coordinator **Dean Pees** served as the LBs coach (2004-05) and defensive coordinator (2006-09) in New England.
- Ravens **WR/RS Devin Hester Sr.** was originally selected by Chicago in the second round (57th overall) of the 2006 NFL Draft and spent eight seasons (2006-13) with the Bears. During that time, Jets **RB Matt Forte** (2008-15) and **WR Brandon Marshall** (2012-14) were also on the Bears' roster before joining the Jets.

### COLLEGE CONNECTIONS

- Ravens **C Jeremy Zuttah** played at Rutgers from 2004-07, where he was a two-time first-team All-Big East selection (2006-07).
- Jets **LB Erin Henderson** attended Maryland from 2004-07, where he led the ACC in tackles per game (11.1) and was a semifinalist for the Butkus Award, given annually to the nation's top linebacker.
- Ravens **WR Kamar Aiken** (2007-10) and **WR Breshad Perriman** (2012-14) and Jets **WR Brandon Marshall** (2002-05) all played collegiately at Central Florida.
- Ravens **FB Kyle Juszczyk** and Jets **QB Ryan Fitzpatrick** both earned several honors at Harvard. Juszczyk played TE/HB and was named a first-team All American by *The Associated Press* in 2012, and Fitzpatrick earned Ivy League MVP honors during the 2004 season.
- The following played at Louisville: Ravens **OLB Elvis Dumervil** (2002-05) and Jets **LB Lorenzo Mauldin** (2011-14), **RB Bilal Powell** (2007-10) and **S Calvin Pryor** (2011-13).
- Ravens **G/C John Urschel** and Jets **QB Christian Hackenberg** played together at Penn State in 2013.
- Ravens **CB Tavon Young** (2012-15) and Jets **WR Robby Anderson** (2011-15) and **DE Muhammad Wilkerson** (2008-10) all played for Temple. Young and Anderson helped lead the Owls to a 10-win season and East Division title in the American Athletic Conference in 2015.
- Ravens **TE Crockett Gillmore** played at Colorado State from 2010-13, while Jets assistant special teams coach **Jeff Hammerschmidt** was the special teams coordinator for the Rams from 2012-15.

### HOMETOWN/HIGH SCHOOL CONNECTIONS

- Ravens running backs coach **Thomas Hammock** (Jersey City, NJ), defensive backs coach **Chris Hewitt** (Englewood, NJ), head certified athletic trainer **Mark Smith** (Niagra Falls, NY) and **C Jeremy Zuttah** (JP Stevens HS in Edison, NJ) hail from the New York-New Jersey area.
- Jets **LB Erin Henderson** was a four-year starter at Aberdeen (MD) HS, where he played linebacker and quarterback, earning All-State honors and *The Baltimore Sun* Player of the Year as a senior.

## WEEK 6 RECAP: NYG 27, BAL. 23

The Giants' combination of WR Odell Beckham Jr. and QB Eli Manning proved too much for the Ravens, who lost, 27-23, at MetLife Stadium last Sunday. It was Baltimore's third-consecutive loss after starting the season 3-0. Manning hit Beckham with a short pass on a fourth-and-1 with 1:24 left in the game, trailing 23-20, and the spectacular wideout raced 66 yards for the winning touchdown. That was Beckham's second long TD of the day, after he caught a Manning strike for a 75-yard score in the third quarter to give New York its first lead of the game at 17-13. Beckham, who grabbed just 2 passes for 11 yards in the first half, finished with a career-best 222 yards (8 catches), the fourth most ever against the Ravens. Manning completed 32 of 46 for 403 yards. Already playing without five starters, including Pro Bowl **ILB C.J. Mosley**, the Ravens lost two more defensive standouts during the second half: **CB Jimmy Smith** (concussion) and **OLB Terrell Suggs** (arm). Playing its first game under new offensive coordinator **Marty Mornhinweg**, Baltimore jumped to a 10-0, first-quarter lead on a 23-yard **K Justin Tucker** field goal and a 1-yard **RB Terrance West** TD that followed a Beckham fumble at the Giants' 30-yard line. A Manning-to-WR Roger Lewis Jr. 24-yard TD throw made the score 10-7 at the half. New York opened the second half with a 15-play drive that ended with a 21-yard Josh Brown FG to tie the game at 10. Following Beckham's first TD in the third quarter, Baltimore drove to the Giants' 1, but was stopped on a fourth-down attempt. Tucker's 35-yard FG got the Ravens within 1 point, 17-16, with 9:14 remaining in the contest. A 31-yard Brown FG extended the NY lead to 20-16 at the 5:54 mark, but a West 2-yard TD run gave the Ravens a 23-20 advantage with 2:04 left in the final quarter. West finished with 87 yards on 23 carries. Flacco was 26-of-48 for 307 yards, including 4 balls to **WR Mike Wallace** for 97 yards. Twenty-two penalties were called, 15 for 111 yards against the Ravens and 7 for 119 yards against the Giants.

## KEY PERFORMERS VS. JETS

### OLB ELVIS DUMERVIL

| G | TT | Solo | AS | Sk-Yds | FF | FR | INT-Yds | TD | PD |
|---|----|------|----|--------|----|----|---------|----|----|
| 3 | 9  | 6    | 3  | 3.5-18 | 1  | 0  | 0-0     | 0  | 0  |

- Dumervil has posted at least 1 sack in all three games he has played against the Jets.

### QB JOE FLACCO

| Record | Att. | Cmp. | Pct. | Yds | TDs | INT | Rate |
|--------|------|------|------|-----|-----|-----|------|
| 3-0    | 95   | 47   | 49.5 | 684 | 1   | 3   | 63.7 |

- In the Ravens' last meeting with New York (11/24/13), Flacco was 17-of-26 for 273 yards, 1 TD and 1 INT (97.1 rating). He connected with WR Jacoby Jones for a 66-yard scoring strike in the 19-3 win.

### WR MIKE WALLACE

| G | Rec. | Yds | Avg. | LG  | TDs | 1st | 25+ |
|---|------|-----|------|-----|-----|-----|-----|
| 6 | 30   | 352 | 11.7 | 37t | 3   | 17  | 3   |

- Wallace reeled in 7 catches for 102 yards on 12/19/10 against the Jets while playing for Pittsburgh.

### CB LARDARIUS WEBB

| G | TT | Solo | AS | Sk-Yds | FF | FR | INT-Yds | TD | PD |
|---|----|------|----|--------|----|----|---------|----|----|
| 2 | 7  | 6    | 1  | 0-0    | 0  | 0  | 1-73    | 1  | 4  |

- Webb produced a 73-yard pick-6 in the Ravens' 34-17 victory over NYJ on 10/2/11. He recorded 3 PD on the day.

- Webb's INT-TD was one of 3 defensive scores (INT and 2 FR-TDs) by the Ravens in the victory.

### S ERIC WEDDLE

| G | TT | Solo | AS | Sk-Yds | FF | FR | INT-Yds | TD | PD |
|---|----|------|----|--------|----|----|---------|----|----|
| 4 | 24 | 21   | 3  | 0-0    | 0  | 0  | 2-28    | 0  | 3  |

- On 10/23/11 while playing for San Diego, Weddle posted 6 tackles (5 solo) and 1 INT returned 25 yards vs. the Jets.

# LAST GAME VS. NEW YORK JETS

## RAVENS 19, JETS 3 – 11/24/13 IN BALTIMORE

On a cold and windy day with gusts over 30 miles per hour, the Ravens found a way to beat the Jets, 19-3, at M&T Bank Stadium. **K Justin Tucker** converted all 4 of his field goal attempts, including blasting a 53-yarder through the swirling winds in the third quarter. The Ravens' defense was outstanding, getting 3 take-aways, including a pair of interceptions by CB Corey Graham off Jets rookie QB Geno Smith. **OLB Terrell Suggs** added a fumble recovery on a botched snap. The Jets were limited to just one third-down conversion in 12 attempts while being held to 118 passing yards (220 total net yards). Twenty-nine of New York's passing yards came on the game's last series in the final minute of play. It marked the seventh time this season when the Ravens' defense allowed one or no touchdowns. New York's lone scoring drive came on its second possession of the game when K Nick Folk completed a nine-play, 55-yard series with a 27-yard FG. Tucker then hit 3-consecutive FGs before the end of the second quarter to give Baltimore a 9-3 halftime lead. Tucker's 53-yarder made it 12-3 in the third period, which ended with **QB Joe Flacco's** throw that cut through the wind and landed into WR Jacoby Jones' hands for a 66-yard touchdown. Flacco completed 17 of 26 passes for 273 yards with 1 TD and 1 INT for a 97.1 QB rating. Jones caught 4 passes for 103 yards, adding 108 more yards on five punt returns and 38 more on two KORs. TE Ed Dickson and TE Dallas Clark each caught 3 balls for 55 and 24 yards, respectively. The Jets' Smith was limited to nine completions on 22 attempts for only 127 yards. The Ravens improved to 8-1 all time against the New York Jets, producing their eighth-consecutive win.

### NEW YORK JETS (Head Coach: Rex Ryan)

| OFFENSE |               | DEFENSE |               |
|---------|---------------|---------|---------------|
| WR 84   | S. Hill       | END 96  | M. Wilkerson  |
| LT 60   | D. Ferguson   | NT 94   | D. Harrison   |
| LG 67   | B. Winters    | T 91    | S. Richardson |
| C 74    | N. Mangold    | OLB 98  | Q. Coples     |
| RG 66   | W. Colon      | WILL 56 | D. Davis      |
| RT 77   | A. Howard     | MIKE 52 | D. Harris     |
| TE 87   | J. Cumberland | OLB 97  | C. Pace       |
| WR 10   | S. Holmes     | CB 27   | D. Milliner   |
| QB 7    | G. Smith      | CB 31   | A. Cromartie  |
| FB 40   | T. Bohanon    | S 22    | E. Reed       |
| RB 29   | B. Powell     | S 26    | D. Landry     |

### BALTIMORE RAVENS (Head Coach: John Harbaugh)

| OFFENSE |               | DEFENSE |             |
|---------|---------------|---------|-------------|
| WR 82   | T. Smith      | DT 97   | A. Jones    |
| WR 12   | J. Jones      | NT 92   | H. Ngata    |
| LT 60   | E. Monroe     | DE 99   | C. Canty    |
| LG 68   | A. Shipley    | RUSH 55 | T. Suggs    |
| C 66    | G. Gradkowski | WILL 53 | J. McClain  |
| RG 73   | M. Yanda      | MIKE 51 | D. Smith    |
| RT 74   | M. Oher       | SAM 91  | C. Upshaw   |
| TE 84   | E. Dickson    | LCB 21  | L. Webb     |
| QB 5    | J. Flacco     | FS 26   | M. Elam     |
| WR 14   | M. Brown      | SS 32   | J. Ihedigbo |
| RB 27   | R. Rice       | RCB 22  | J. Smith    |

### GAME SUMMARY

|           | 1 | 2 | 3  | 4 | OT | TOTAL | FIELD GOALS (MADE) & MISSED |
|-----------|---|---|----|---|----|-------|-----------------------------|
| NEW YORK  | 3 | 0 | 0  | 0 | -  | 3     | N. Folk (27)                |
| BALTIMORE | 3 | 6 | 10 | 0 | -  | 19    | J. Tucker (30, 26, 33, 53)  |

| TEAM   | QTR | TIME  | PLAY DESCRIPTION (extra point)                       | DRIVE       | SCORE |
|--------|-----|-------|--|-------------|-------|
| Jets   | 1   | 6:52  | N. Folk 27 yd. Field Goal                            | 9-55, 3:53  | 3-0   |
| Ravens | 1   | 1:59  | J. Tucker 30 yd. Field Goal                          | 11-63, 4:53 | 3-3   |
| Ravens | 2   | 10:15 | J. Tucker 26 yd. Field Goal                          | 10-84, 4:30 | 3-6   |
| Ravens | 2   | 1:56  | J. Tucker 33 yd. Field Goal                          | 9-45, 4:36  | 3-9   |
| Ravens | 3   | 10:01 | J. Tucker 53 yd. Field Goal                          | 4-(-), 1:16 | 3-12  |
| Ravens | 3   | 0:05  | J. Jones 66 yd. pass from J. Flacco (J. Tucker kick) | 3-88, 1:28  | 3-19  |

**OFFICIALS** – Referee: Jeff Triplette (42), Umpire: Butch Hannah (40), Head Linesman: Phil McKinnely (110), Line Judge: Jeff Bergman (32), Side Judge: Dave Wyant (16), Field Judge: Barry Anderson (20), Back Judge: Steve Freeman (133)

### TEAM STATISTICS

|                               | JETS       | RAVENS     |
|-------------------------------|------------|------------|
| First Downs                   | 12 (4-8-0) | 15 (5-9-1) |
| Third Downs                   | 1-12 (8%)  | 3-13 (23%) |
| Fourth Downs                  | 0-0 (0%)   | 0-0 (0%)   |
| Total Net Yards               | 220        | 312        |
| Plays – Average               | 55-4.0     | 62-5.0     |
| Net Yds Rushing               | 102        | 67         |
| Rushes – Average              | 28-3.6     | 31-2.2     |
| Net Yards Passing             | 118        | 245        |
| Att. – Yds Lost – Gross Pass. | 3-22-140   | 4-28-273   |
| Passes Att. – Comp. – INT     | 24-10-2    | 27-17-1    |
| Red Zone                      | 0-1 (0%)   | 0-4 (0%)   |
| Goal-to-Go                    | 0-1 (0%)   | 0-1 (0%)   |
| Punts – Avg.                  | 8-51.4     | 6-45.5     |
| Penalties – Yards             | 6-56       | 5-41       |
| Fumbles – Lost                | 1-1        | 0-0        |
| Time of Possession            | 25:55      | 34:05      |

### INDIVIDUAL STATISTICS

| JETS   |           |            |             |             |          | RAVENS  |           |             |              |           |           |            |             |          |           |          |             |
|--|-----------|------------|-------------|-------------|----------|---|-----------|-------------|--------------|-----------|-----------|------------|-------------|----------|-----------|----------|-------------|
| <b>RUSHING</b>   |           |            |             |             |          | <b>RUSHING</b>  |           |             |              |           |           |            |             |          |           |          |             |
|  | ATT       | YDS        | AVG         | LG          | TD       |   | ATT       | YDS         | AVG          | LG        | TD        |            |             |          |           |          |             |
| B. Powell  | 11        | 41         | 3.7         | 17          | 0        | R. Rice   | 16        | 30          | 1.9          | 7         | 0         |            |             |          |           |          |             |
| C. Ivory   | 9         | 35         | 3.9         | 17          | 0        | B. Pierce   | 11        | 30          | 2.7          | 10        | 0         |            |             |          |           |          |             |
| J. Cribbs  | 5         | 20         | 4.0         | 7           | 0        | T. Taylor   | 4         | 7           | 1.8          | 17        | 0         |            |             |          |           |          |             |
| G. Smith   | 3         | 6          | 2.0         | 5           | 0        |   |           |             |              |           |           |            |             |          |           |          |             |
| <b>Total</b>   | <b>28</b> | <b>102</b> | <b>3.6</b>  | <b>17</b>   | <b>0</b> | <b>Total</b>  | <b>31</b> | <b>67</b>   | <b>2.2</b>   | <b>17</b> | <b>0</b>  |            |             |          |           |          |             |
| <b>PASSING</b>   |           |            |             |             |          | <b>PASSING</b>  |           |             |              |           |           |            |             |          |           |          |             |
|  | ATT       | CMP        | YDS         | SK/YD       | TD       | LG  | IN        | RT          |              | ATT       | CMP       | YDS        | SK/YD       | TD       | LG        | IN       | RT          |
| G. Smith   | 22        | 9          | 127         | 3/22        | 0        | 30  | 2         | 22.3        | J. Flacco    | 26        | 17        | 273        | 4/28        | 1        | 66        | 1        | 97.1        |
| J. Cribbs  | 2         | 1          | 13          | 0/0         | 0        | 13  | 0         | 70.8        | T. Taylor    | 1         | 0         | 0          | 0/0         | 0        | 0         | 0        | 39.6        |
| <b>Total</b>   | <b>24</b> | <b>10</b>  | <b>140</b>  | <b>3/22</b> | <b>0</b> | <b>30</b>   | <b>2</b>  | <b>26.4</b> | <b>Total</b> | <b>27</b> | <b>17</b> | <b>273</b> | <b>4/28</b> | <b>1</b> | <b>66</b> | <b>1</b> | <b>93.6</b> |
| <b>RECEIVING</b>   |           |            |             |             |          | <b>RECEIVING</b>  |           |             |              |           |           |            |             |          |           |          |             |
|  | REC       | YDS        | AVG         | LG          | TD       |   | REC       | YDS         | AVG          | LG        | TD        |            |             |          |           |          |             |
| B. Powell  | 3         | 24         | 8.0         | 11          | 0        | J. Jones  | 4         | 103         | 25.8         | 66        | 1         |            |             |          |           |          |             |
| G. Salas   | 2         | 48         | 24.0        | 30          | 0        | E. Dickson  | 3         | 55          | 18.3         | 27        | 0         |            |             |          |           |          |             |
| K. Winslow   | 2         | 34         | 17.0        | 19          | 0        | D. Clark  | 3         | 24          | 8.0          | 12        | 0         |            |             |          |           |          |             |
| G. Smith   | 1         | 13         | 13.0        | 13          | 0        | T. Smith  | 2         | 74          | 37.0         | 60        | 0         |            |             |          |           |          |             |
| S. Holmes  | 1         | 12         | 12.0        | 12          | 0        | B. Stokley  | 1         | 7           | 7.0          | 7         | 0         |            |             |          |           |          |             |
| J. Cumberland  | 1         | 9          | 9.0         | 9           | 0        | V. Leach  | 1         | 6           | 6.0          | 6         | 0         |            |             |          |           |          |             |
|  |           |            |             |             |          | T. Taylor   | 1         | 6           | 6.0          | 6         | 0         |            |             |          |           |          |             |
|  |           |            |             |             |          | M. Brown  | 1         | 1           | 1.0          | 1         | 0         |            |             |          |           |          |             |
|  |           |            |             |             |          | R. Rice   | 1         | -3          | -3.0         | -3        | 0         |            |             |          |           |          |             |
| <b>Total</b>   | <b>10</b> | <b>140</b> | <b>14.0</b> | <b>30</b>   | <b>0</b> | <b>Total</b>  | <b>17</b> | <b>273</b>  | <b>16.1</b>  | <b>66</b> | <b>1</b>  |            |             |          |           |          |             |
| <b>INTERCEPTIONS</b>   |           |            |             |             |          | <b>INTERCEPTIONS</b>  |           |             |              |           |           |            |             |          |           |          |             |
|  | NO        | YDS        | AVG         | LG          | TD       |   | NO        | YDS         | AVG          | LG        | TD        |            |             |          |           |          |             |
| A. Cromartie   | 1         | 20         | 20.0        | 20          | 0        | C. Graham   | 2         | 0           | 0.0          | 0         | 0         |            |             |          |           |          |             |
| <b>Total</b>   | <b>1</b>  | <b>20</b>  | <b>20.0</b> | <b>20</b>   | <b>0</b> | <b>Total</b>  | <b>2</b>  | <b>0</b>    | <b>0.0</b>   | <b>0</b>  | <b>0</b>  |            |             |          |           |          |             |
| <b>SACKS</b>   |           |            |             |             |          | <b>SACKS</b>  |           |             |              |           |           |            |             |          |           |          |             |
| M. Wilkerson 2-12, C. Pace 1-8, S. Richardson 1-8  |           |            |             |             |          | E. Dumervil 1-8, P. McPhee 1-7, D. Smith 1-7  |           |             |              |           |           |            |             |          |           |          |             |
| <b>TACKLES (TOP 3)</b>   |           |            |             |             |          | <b>TACKLES (TOP 3)</b>  |           |             |              |           |           |            |             |          |           |          |             |
| S. Richardson 9 (6 solo), D. Davis 8 (5 solo), D. Harris 8 (5 solo), M. Wilkerson 6 (5 solo) |           |            |             |             |          | L. Webb 6 (6 solo), M. Elam 5 (4 solo), P. McPhee 4 (3 solo), J. Ihedigbo 4 (2 solo), J. McClain 4 (1 solo) |           |             |              |           |           |            |             |          |           |          |             |

# RAVENS WINNING WAYS

## SUPER BOWL TITLES



**LB Ray Lewis - 2000 Super Bowl XXXV MVP**

In a magnificent effort showcasing thrilling performances by their defense, offense and special teams units, the Baltimore Ravens won Super Bowl XXXV with a 34-7 victory over the New York Giants. Allowing the Giants a meager 152 total net yards, New York's attack crossed midfield just twice, while Baltimore's "D" posted 4 INTs. LB Ray Lewis was named the game's MVP, capping an accolade-filled season in which he was also tabbed the NFL's Defensive Player of the Year.



**QB Joe Flacco - 2012 Super Bowl XLVII MVP**

Baltimore defeated San Francisco, 34-31, in Super Bowl XLVII, capturing the franchise's second World Championship. After an amazing first-half performance, the Ravens took a commanding 28-6 lead. But following a bizarre, 34-minute power outage that halted play, the 49ers stormed back into contention. Clinging to a 34-29 edge late in the game, the Ravens stood firm on a pivotal goal-line stand, jamming SF on four-straight plays inside the 7-yard line. QB Joe Flacco was named the game's MVP.

## BEST POSTSEASON WINNING PCT.

### PLAYOFF WINNING PERCENTAGE / SINCE 1970 MERGER

| Rk. | Team                     | Record | Pct. |
|-----|--------------------------|--------|------|
| 1.  | Baltimore Ravens**       | 15-8   | .652 |
| 2.  | New York Giants****      | 20-11  | .645 |
| 3.  | San Francisco 49ers***** | 30-19  | .612 |
| 4.  | New England Patriots**** | 28-18  | .609 |
| 5.  | Pittsburgh Steelers***** | 34-22  | .607 |

\* Number of Super Bowl Titles

## JOHN HARBAUGH ERA (SINCE 2008)

### PLAYOFF BERTHS

- Green Bay Packers . . . . . 7
- New England Patriots . . . . . 7
- Baltimore Ravens . . . . . 6**
- Cincinnati Bengals . . . . . 6
- Indianapolis Colts . . . . . 6

### TOTAL WINS

- New England Patriots . . 109
- Green Bay Packers . . . . 93
- Pittsburgh Steelers . . . . 92
- Baltimore Ravens . . . . . 90**
- Denver Broncos . . . . . 88

### PLAYOFF WINS

- Baltimore Ravens . . . . . 10**
- New England Patriots . . . 8
- Seattle Seahawks . . . . . 8
- Green Bay Packers . . . . . 7
- Denver, Pittsburgh . . . . . 6

### PLAYOFF GAMES

- Baltimore Ravens . . . . . 15**
- New England Patriots . . 14
- Green Bay Packers . . . . 13
- Seattle Seahawks . . . . 12
- Indianapolis Colts . . . . 11

### AFC TITLE GAMES

- New England Patriots . . . 5
- Baltimore Ravens . . . . . 3**
- Denver Broncos . . . . . 2
- Indianapolis Colts . . . . . 2
- NY Jets, Pittsburgh . . . . . 2

### PLAYOFF ROAD WINS

- Baltimore Ravens . . . . . 7**
- Green Bay Packers . . . . . 4
- New York Jets . . . . . 4
- San Francisco 49ers . . . . 3
- NYG, Phi., Sea . . . . . 2

### REG. SEASON WINS

- New England Patriots . . 101
- Green Bay Packers . . . . 86
- Pittsburgh Steelers . . . . 86
- Denver Broncos . . . . . 82
- Indianapolis Colts . . . . 81
- Baltimore Ravens . . . . . 80**

### REG. SEASON HOME WINS

- New England Patriots . . 59
- Green Bay Packers . . . . 51
- Baltimore Ravens . . . . . 49**
- Pittsburgh Steelers . . . . 49
- Indianapolis Colts . . . . 46
- Ari., Min., NO, Sea . . . . 45

## SUPER BOWL SUCCESS

The Baltimore Ravens are one of four franchises (New England, NY Giants and Pittsburgh) to win multiple Super Bowls since 2000.

## NFL'S WINNINGEST FRANCHISES (SINCE 2000)

### TOTAL WINS

- New England Patriots . . 214
- Indianapolis Colts . . . . 182
- Pittsburgh Steelers . . . . 181
- Green Bay Packers . . . . 174
- Baltimore Ravens . . . . . 167**
- Denver Broncos . . . . . 166

### SUPER BOWL BERTHS

- New England Patriots . . . 6
- New York Giants . . . . . 3
- Pittsburgh Steelers . . . . 3
- Seattle Seahawks . . . . . 3
- Baltimore Ravens . . . . . 2**
- Car., Den., Ind. . . . . 2

### SUPER BOWL TITLES

- New England Patriots . . . 4
- Baltimore Ravens . . . . . 2**
- New York Giants . . . . . 2
- Pittsburgh Steelers . . . . 2
- Den., GB, Ind., . . . . . 1
- NO, Sea., TB . . . . . 1

### CONF. TITLE GAMES

- New England Patriots . . 10
- Philadelphia Eagles . . . . 5
- Pittsburgh Steelers . . . . 5
- Baltimore Ravens . . . . . 4**
- Indianapolis Colts . . . . 4
- Car., Den., GB, NYG, Sea., SF . . 3

### WINNING SEASONS

- New England Patriots . . 15
- Green Bay Packers . . . . 13
- Indianapolis Colts . . . . 13
- Pittsburgh Steelers . . . . 12
- Baltimore/Philadelphia . . 11**

### PLAYOFF BERTHS

- Indianapolis Colts . . . . 13
- New England Patriots . . 13
- Green Bay Packers . . . . 12
- Baltimore Ravens . . . . . 10**
- Phi., Pit., Sea . . . . . 10

### PLAYOFF GAMES

- New England Patriots . . 31
- Indianapolis Colts . . . . 24
- Baltimore Ravens . . . . . 23**
- GB, Pit., Sea . . . . . 21
- Philadelphia Eagles . . . . 20

### PLAYOFF WINS

- New England Patriots . . 22
- Baltimore Ravens . . . . . 15**
- Pittsburgh Steelers . . . . 13
- Indianapolis Colts . . . . 12
- Seattle Seahawks . . . . 12

# HEAD COACH JOHN HARBAUGH

## COACH HARBS



**John Harbaugh** has led the Ravens to a playoff berth in six (2008-12 and 2014) of his eight full seasons in Baltimore, and in 2012, captured the franchise's second Super Bowl championship. Under his guidance, the Ravens have secured an appearance in three AFC Championships (2008, 2011 & 2012).

Here are several Harbaugh quick hits:

### HEAD COACH SNAPSHOT

(Baltimore Ravens: 2008-16)

- Overall Career Record... 90-59
- Regular Season Record... 80-54
- at Home... 49-18
- on Road... 31-36
- vs. AFC... 60-40
- vs. AFC North... 31-18
- vs. NFC... 20-14
- Playoffs Record... 10-5
- Home Playoff Games... 2-0
- Road Playoff Games... 7-5
- Super Bowl Record... 1-0

- The Ravens are one of only five teams with at least six playoff berths in the past eight seasons: GB (7), NE (7), Bal. (6), Cin. (6) and Ind. (6).

- The Ravens' 10 playoff wins since '08 are two more than the next teams' wins (New England & Seattle, both 8).

- Harbaugh is the only head coach in NFL history to win a playoff game in each of his first four and five seasons.

- John and his brother, Jim

(formerly of the 49ers), are the only head coaches to advance to three conference title games in the first five years as NFL bosses.

- Harbaugh is the only head coach in NFL history to win a playoff game in six of the first seven seasons of a coaching career.

- In 2012, John Harbaugh became the third coach (with Bill Cowher & Chuck Knox) since the 1970 merger to guide his team to the playoffs in each of his first five seasons.

- Harbaugh, Tom Landry (Dallas) and Tom Coughlin (Jaguars/Giants) own the most road playoff wins (7) by a HC in NFL history.

- Including playoffs (10-5), the Ravens are 90-59 since 2008, ranking as the NFL's fourth-most total wins. He has led the Ravens to 80 regular season wins, ranking sixth most since 2008.

### TOTAL NFL WINS / INCLUDING PLAYOFFS

(Since Harbaugh's 2008 Baltimore Arrival)

| Rk. | Team                    | Total Wins |
|-----|-------------------------|------------|
| 1.  | New England Patriots    | 109        |
| 2.  | Green Bay Packers       | 93         |
| 3.  | Pittsburgh Steelers     | 92         |
| 4.  | <b>Baltimore Ravens</b> | <b>90</b>  |
| 5.  | Denver Broncos          | 88         |

## QUITE THE START

With the Ravens' 2014 playoff berth, **John Harbaugh** became one of eight coaches in NFL history to make the postseason in six of their first seven seasons coaching (list below). For coaches to make the playoffs in at least six of their first *eight* years, "Harbs" is one of three *active* coaches to do so (Mike McCarthy & Andy Reid).

### COACHING PLAYOFF BERTHS IN SIX OF FIRST SEVEN SEASONS

**Paul Brown** (Browns):  
1950-55

**John Madden** (Raiders):  
1969-70, 1972-75

**Dennis Green** (Vikings):  
1992-94, 1996-98

**John Robinson** (Rams):  
1983-86, 1988-89

**George Seifert** (49ers):  
1989-90, 1992-95

**Bill Cowher** (Steelers):  
1992-97

**Mike Holmgren** (Packers):  
1993-98

**John Harbaugh** (Ravens):  
2008-12, 2014

## MAKING HIS MARK

**John Harbaugh** owns the sixth-best winning % (.604) among active NFL head coaches, compiling a 90-59 overall record (including playoffs). For head coaches who've coached a minimum of 80 games, "Harbs" is fourth only to Bill Belichick, Mike McCarthy and Mike Tomlin.

### 2016 ACTIVE HEAD COACHES / CAREER WINNING PERCENTAGE (Totals Include Regular Season and Playoff Games / Min. 40 Games)

| Rk. | Coach                | Team          | Seasons          | Record       | Pct.        |
|-----|----------------------|---------------|------------------|--------------|-------------|
| 1.  | Bill Belichick       | Cle./NE       | 1991-95, 2000-16 | 251-124      | .669        |
| 2.  | Bruce Arians         | Cardinals     | 2013-16          | 38-19        | .667        |
| 3.  | Mike McCarthy        | Packers       | 2006-16          | 115-64-1     | .642        |
| 4.  | Mike Tomlin          | Steelers      | 2007-16          | 102-59       | .634        |
| 5.  | Chuck Pagano         | Colts         | 2012-16          | 46-30        | .605        |
| 6.  | <b>John Harbaugh</b> | <b>Ravens</b> | <b>2008-16</b>   | <b>90-59</b> | <b>.604</b> |
| 7.  | Sean Payton          | Saints        | 2006-16          | 95-64        | .597        |

### PLAYOFF WIN PCT.

(Active 2016 Coaches)

| Rk. | Coach                | Rec.        | Pct.        |
|-----|----------------------|-------------|-------------|
| 1.  | Gary Kubiak          | 5-2         | .714        |
| 2.  | Bill Belichick       | 23-10       | .697        |
| 3.  | <b>John Harbaugh</b> | <b>10-5</b> | <b>.667</b> |
|     | Rex Ryan             | 4-2         | .667        |
| 5.  | Pete Carroll         | 9-6         | .600        |
|     | Sean Payton          | 6-4         | .600        |

### SUPER BOWL TITLES

(Active 2016 Coaches)

|    |                      |          |
|----|----------------------|----------|
| 1. | Bill Belichick       | 4        |
| 2. | <b>John Harbaugh</b> | <b>1</b> |
|    | Pete Carroll         | 1        |
|    | Gary Kubiak          | 1        |
|    | Mike McCarthy        | 1        |
|    | Sean Payton          | 1        |
|    | Mike Tomlin          | 1        |

## PLAYOFF MILESTONES

**John Harbaugh** owns the second-most playoff victories (10, tied) by a head coach in his first eight seasons (since the 1970 merger).

### MOST PLAYOFF WINS BY A HEAD COACH / FIRST EIGHT SEASONS (Since 1970 Merger)

| Coach (Team)                | Playoff Wins | Seasons        |
|-----------------------------|--------------|----------------|
| Joe Gibbs (Was.)            | 11           | 1981-88        |
| <b>John Harbaugh (Bal.)</b> | <b>10</b>    | <b>2008-15</b> |
| George Seifert (SF)         | 10           | 1989-96        |

### Only in First Five:

- "Harbs" is the only head coach in NFL history to win a playoff game in each of his first four and five seasons. He and his brother, Jim (formerly of the 49ers), are also the only coaches to advance to three conference title games in the first five years of a coaching career.

## RAVENS COACHING RECORDS

**John Harbaugh** is the third head coach in Baltimore Ravens history. He is the franchise's all-time winningest coach (90 total victories), with Brian Billick (85) ranking second.

| Coach                | Seasons        | Reg. Season Rec. | Playoffs Rec. |
|----------------------|----------------|------------------|---------------|
| <b>John Harbaugh</b> | <b>2008-16</b> | <b>80-54</b>     | <b>10-5</b>   |
| Brian Billick        | 1999-2007      | 80-64            | 5-3           |
| Ted Marchibroda      | 1996-98        | 16-31-1          | n/a           |

### JOHN HARBAUGH SEASON-BY-SEASON

| Year | Record | Playoffs (Result)          |
|------|--------|----------------------------|
| 2016 | 3-3    | TBD                        |
| 2015 | 5-11   | No playoff berth           |
| 2014 | 10-6   | 1-1 (lost in Divisional)   |
| 2013 | 8-8    | No playoff berth           |
| 2012 | 10-6   | 4-0 (won Super Bowl XLVII) |
| 2011 | 12-4   | 1-1 (lost in AFC Champ.)   |
| 2010 | 12-4   | 1-1 (lost in Divisional)   |
| 2009 | 9-7    | 1-1 (lost in Divisional)   |
| 2008 | 11-5   | 2-1 (lost in AFC Champ.)   |



# COACH HARBAUGH / COACH ROSBURG NOTES

## HARBAUGH BACKGROUND

| Team                     | Position                   | Years     |
|--------------------------|----------------------------|-----------|
| Baltimore Ravens         | Head Coach                 | 2008-16   |
| Philadelphia Eagles      | Secondary                  | 2007      |
| Philadelphia Eagles      | Special Teams Coord.       | 1998-2006 |
| Indiana University       | DBs/Special Teams Coord.   | 1997      |
| University of Cincinnati | Assistant Head Coach       | 1995-96   |
| University of Cincinnati | TEs/OLBs/RBs/Special Teams | 1989-94   |
| Morehead State           | DBs/ST Coord./S&C Coach    | 1988      |
| University of Pittsburgh | Tight Ends                 | 1987      |
| Western Michigan         | Graduate Assistant         | 1984-86   |

## TRENDS UNDER HARBS

|                                  |       |
|----------------------------------|-------|
| Regular Season                   | 80-54 |
| vs. AFC North                    | 31-18 |
| vs. AFC                          | 60-40 |
| vs. NFC                          | 20-14 |
| Home                             | 49-18 |
| Away                             | 31-36 |
| On grass                         | 25-22 |
| Artificial turf                  | 55-32 |
| September                        | 20-10 |
| October                          | 14-18 |
| November                         | 25-10 |
| December                         | 18-15 |
| January                          | 3-1   |
| Leading at halftime              | 61-16 |
| Leading After 3 quarters         | 69-13 |
| When scoring first               | 57-17 |
| Positive or even turnover ratio  | 62-22 |
| Scoring 20 or more points        | 64-22 |
| Scoring 30 or more points        | 31-4  |
| Totaling 350 or more net yards   | 44-20 |
| Rushing for 150 or more yards    | 25-5  |
| Holding opp. under 250 net yards | 28-6  |
| Holding opp. under 21 points     | 63-14 |
| Holding opp. under 15 points     | 46-4  |

## RAVENS SWAT TEAM

For years, the Ravens' special teams unit has been outstanding under the direction of **Jerry Rosburg**, and Baltimore has been especially strong at blocking kicks. Since 2014, the Ravens have produced the NFL's most blocked kicks (10), including 2 this season: **DE Lawrence Guy's** blocked PAT in Week 2 at Cleveland, which was returned by **CB Tavon Young** for 2 points and changed the game's momentum; and **DE Brent Urban's** FG block in Week 3 at Jacksonville, which set up **K Justin Tucker's** game-winning FG.

### NFL'S MOST BLOCKED KICKS (Since 2014)

| Rk. | Team                | Blocked Kicks |
|-----|---------------------|---------------|
| 1.  | Baltimore Ravens    | 10            |
| 2.  | Philadelphia Eagles | 8             |
|     | Miami Dolphins      | 8             |
| 4.  | Oakland Raiders     | 7             |

## FOUR-STRAIGHT TOP 5s

In 2015, senior NFL writer Rick Gosselin of *The Dallas Morning News* ranked the Ravens' special teams unit No. 1 in the NFL in his annual comprehensive ratings system based on 22 categories, assigning points according to each standing — 1 for best, 32 for worst. 2015 marked the fourth-straight year in Gosselin's Top 5, as Baltimore was No. 5 in 2014, No. 5 in 2013, and in 2012, earned the No. 2 spot.

## RAVENS THRIVE UNDER ROSBURG



Special teams coordinator/associate head coach **Jerry Rosburg**, a 38-year coaching veteran, has guided a strong special teams group since arriving in Baltimore in 2008. Here are several standout notes:

### SIX PRO BOWLERS

• Six Ravens have earned Pro Bowl honors while playing for Rosburg: ST **Brendon Ayanbadejo** (2008), K **Billy Cundiff** (2010), RS **Jacoby Jones** (2012), K **Justin Tucker** (2013), LS **Morgan Cox** & P **Sam Koch** (2015).

### PRIME PUNTER & KICKER

• Earning his first Pro Bowl nod in 2015, **P Sam Koch's** 46.7 gross average ranked No. 9 in the NFL, while his 42.9 net average was No. 2. In 2014, Koch posted the NFL's No. 3 gross (47.4) and No. 1 net (43.3) averages. Both marks are career highs and Ravens records. Pro Bowl K **Justin Tucker**, who Rosburg scouted and helped sign as a rookie free agent, owns the NFL's most FGs (145) since entering the NFL in 2012. With an 89.0% career success mark, "Tuck" is the second-most accurate kicker in league history (Dan Bailey, 90.1).

### RAVENS BIG RETURNS

• Led by Pro Bowl RS **Jacoby Jones** in the 2012 Super Bowl season, Baltimore ranked first in the NFL in KOR average (27.3). Jones, who became the first player ever to record dual KORs of at least 105 yards in a career, tied for a league-leading 3 kick return TDs (2 KORs & 1 PR). He also tied an NFL record for longest KOR in a Super Bowl with his 108-yard KOR-TD. (In 2014's game at Pit., he added another 108-yarder to his resume, marking 4 total KOR-TDs over 100 yards in his career.)

### ROSBURG'S PAST

• Prior to Baltimore, Rosburg built a successful NFL special teams resume with the Browns (2001-06) and Falcons (2007). Over a five-year span (2002-06), Cleveland's special teams were ranked as the top NFL unit in *The Dallas Morning News's* annual comprehensive report.

### RAVENS BLOCK PARTY

• Dating back to 2014, the Ravens have produced 10 blocked kicks (breakdown detailed below), ranking as the NFL's No. 1 figure. In fact, Baltimore already has 2 blocks in 2016 — 1 PAT and 1 FGA.

|              |    |          |   |                |      |
|--------------|----|----------|---|----------------|------|
| Total Blocks | 10 | 1st Qtr. | 2 | When Losing    | 7    |
| FG Blocks    | 5  | 2nd Qtr. | 1 | When Winning   | 1    |
| PAT Blocks   | 3  | 3rd Qtr. | 3 | When Tied      | 2    |
| Punt Blocks  | 2  | 4th Qtr. | 4 | Record w/Block | .6-4 |

• In Games 7-11 during the 2015 season, the Ravens blocked a kick (2 PATs, 2 FGs and 1 punt) in five-straight contests, a feat that had not been accomplished since 1983 (Atlanta Falcons). Impressively, Baltimore's 5 blocked kicks in 2015 tied (Oakland) for the NFL's most.

## A STRONG RETURN

Since 2008, when **Jerry Rosburg** became the Ravens' ST coordinator, Baltimore owns the NFL's No. 1 KOR average (25.4).

### NFL KICKOFF RETURN AVERAGE (Since 2008 / Rosburg's Baltimore Tenure)

| Rk. | Team              | KOR | Yards  | Avg. | Long | TDs |
|-----|-------------------|-----|--------|------|------|-----|
| 1.  | Baltimore Ravens  | 392 | 9,976  | 25.4 | 108t | 6   |
| 2.  | Atlanta Falcons   | 325 | 7,913  | 24.3 | 102t | 1   |
|     | Minnesota Vikings | 451 | 10,961 | 24.3 | 109t | 9   |

### NFL KICK RETURN TOUCHDOWNS / SINCE 2011

| KICKOFF RETURN TDs |         | TOTAL KICK RETURN TDs |        |
|--------------------|---------|-----------------------|--------|
| Team               | KOR-TDs | Team                  | TK-TDs |
| Minnesota          | 6       | Minnesota             | 11     |
| Baltimore          | 4       | Baltimore             | 8      |
| KC & Phi.          | 3       | Philadelphia          | 8      |

# COORDINATORS: MORNHINWEG / PEES NOTES

## MORNHINWEG NAMED O.C.



**Marty Mornhinweg** was elevated to offensive coordinator on Oct. 10, prior to the start of Week 6. A 22-year NFL coaching veteran, Mornhinweg, who joined Baltimore as QBs coach in 2015, is a former head coach of the Detroit Lions (2001-02). He has also served as offensive coordinator for the New York Jets (2013-14), Philadelphia Eagles (2004-12) and San Francisco 49ers (1997-2000).

- Throughout his NFL coaching career, five quarterbacks have earned Pro Bowl honors under Mornhinweg's direction: Michael Vick, Donovan McNabb, Steve Young, Jeff Garcia and Brett Favre.
- In his most recent role as an offensive coordinator (Jets: 2013-14), the team's run game ranked as the NFL's third best (138.7 ypg) unit during his time. Prior to joining NYJ, Mornhinweg served 10 seasons (2003-12) in Philly, including nine (2004-12) as the "O" coordinator/assistant head coach. He and **John Harbaugh** spent five seasons (2003-07) together on the Eagles' coaching staff.
- His first NFL coordinator job came with the San Francisco 49ers (1997-2000), where in 1998, the team set franchise marks in total yards (6,800), first downs (381) and rushing yards (2,544).

### MORNHINWEG'S NFL OFFENSIVE COORDINATOR ROLES

#### 1997-2000: 49ers – Offensive Coordinator/QBs Coach

- During this span, SF offense ranked third in total net yards (364.6 ypg), including third in rushing (131.4 ypg) and fifth in passing (233.2 ypg).
- In 1999, the 49ers boasted the NFL's No. 1 rush offense (130.9 ypg).
- In 1998, SF offense ranked No. 1 in the NFL (425.0 ypg), including first in rushing (159.0 ypg) and second in passing (266.0 ypg).

#### 2004-12: Eagles – Offensive Coordinator/Asst. Head Coach

- Under Mornhinweg's guidance, 10 different offensive players earned a total of 17 Pro Bowl honors.
- Philly set a then-franchise best with 6,386 total net yards in 2011.
- In his first season (2004) guiding the offense, Philadelphia advanced to Super Bowl XXXIX.

#### 2013-14: NY Jets – Offensive Coordinator

- Jets ranked third in the NFL rush offense (138.7 ypg) during this span.
- In 2014, helped guide a rushing attack that finished third in the NFL (142.5 ypg) behind RBs Chris Ivory and Chris Johnson.

## RAVENS OFFENSIVE BESTS

In 2015, with **Marty Mornhinweg** serving as the Ravens' quarterbacks coach, Baltimore posted the second-most net yards in team history. The Ravens also set a franchise record by averaging 266.9 passing yards per game. In the Week 2 game at Oakland, Baltimore tallied 493 net yards, the sixth-best mark in team history.

### RAVENS OFFENSIVE OUTPUT / SINGLE-SEASON HISTORY

| NET PASSING YARDS |       | TOTAL NET YARDS |       |
|-------------------|-------|-----------------|-------|
| Year              | Yards | Year            | Yards |
| 2015              | 4,271 | 2014            | 5,838 |
| 1996              | 3,978 | 2015            | 5,749 |
| 2014              | 3,819 | 1996            | 5,723 |

### RAVENS TOP TOTAL NET YARDS/ SINGLE-GAME HISTORY

| Yards | Game/Date         | Results  |
|-------|-------------------|----------|
| 553   | 9/25/11 at STL    | W, 37-7  |
| 548   | 12/13/09 vs. Det. | W, 48-3  |
| 533   | 12/23/12 vs. NYG  | W, 33-14 |
| 503   | 9/23/12 vs. NE    | W, 31-30 |
| 501   | 9/13/09 vs. KC    | W, 38-24 |
| 493   | 9/20/15 at Oak.   | L, 33-37 |

## PEES LEADS THE "D"



**Dean Pees**, a 13-year NFL-coaching veteran, became the Ravens' defensive coordinator in 2012 and helped guide Baltimore to its second World Championship in Super Bowl XLVII. Pees, who was New England's "D" coordinator from 2006-09, heads a Ravens' squad that in 2015 ranked No. 8 in total defense (10th passing & 12th rushing). Pees also leads a unit that, during the **John Harbaugh** Era (2008-16), has allowed the NFL's second-fewest points (19.1) per game, the third-fewest yards (315.3) per game and the second-fewest overall TDs (266).

### POINTS PER GAME ALLOWED (Since 2008)

1. Pittsburgh . . . . . 18.7
2. Baltimore . . . . . 19.1
3. Seattle . . . . . 19.5

### TOUCHDOWNS ALLOWED (Since 2008)

1. Pittsburgh . . . . . 264
2. Baltimore . . . . . 266
3. Seattle . . . . . 276

### TOTAL NET YARDS ALLOWED (Since 2008)

1. Pittsburgh . . . . . 306.7
2. NY Jets . . . . . 313.4
3. Baltimore . . . . . 315.3

### OPPONENT PASSER RATING (Since 2008)

1. Green Bay . . . . . 79.0
2. Baltimore . . . . . 79.6
3. Buffalo . . . . . 80.2

### RUSHING YARDS ALLOWED (Since 2008)

1. Pittsburgh . . . . . 91.7
2. Baltimore . . . . . 96.4
3. NY Jets . . . . . 98.1

### THIRD-DOWN PERCENTAGE (Since 2008)

1. Houston . . . . . 35.4
2. Baltimore . . . . . 36.1
3. Arizona . . . . . 36.2

## RAVENS "D" STANDS FIRM

Led by defensive coordinator **Dean Pees**, the Ravens' defense is one of four NFL units to allow an average of under 300.0 yards per game this season, with Baltimore's 294.8 mark ranking third in the league. Additionally, Baltimore's "D" ranks in the Top 10 in several key categories entering Week 7:

### RAVENS TOP DEFENSIVE RANKINGS / ENTERING WEEK 7

| Category                        | Stat  | Rank |
|---------------------------------|-------|------|
| Rushing Defense (YPG)           | 69.7  | 1    |
| First Downs Per Game Avg.       | 15.3  | 1    |
| Receiving Avg. Yards Per Catch  | 9.8   | 2    |
| Total Defense (YPG)             | 294.8 | 3    |
| Third Down Pct.                 | 32.9  | 4    |
| Big Plays Receiving (25+ Yards) | 8     | 4t   |
| Turnovers Forced                | 11    | 5t   |
| Three-&-Outs Forced             | 17    | 6t   |
| Points Per Game                 | 19.2  | 9    |
| Passing Defense (YPG)           | 225.2 | 9    |

## ALL-TIME "D" COORDINATORS

**Dean Pees** is another standout in a long line of great Ravens defensive coordinators, four of whom have gone on to become NFL head coaches: Marvin Lewis (1996-2001), Mike Nolan (2002-04), Rex Ryan (2005-08) and Chuck Pagano (2011).

### RAVENS ALL-TIME DEFENSIVE COORDINATORS

|                            |                          |
|----------------------------|--------------------------|
| <b>Dean Pees (2012-16)</b> | Rex Ryan (2005-08)       |
| Chuck Pagano (2011)        | Mike Nolan (2002-04)     |
| Greg Mattison (2009-10)    | Marvin Lewis (1996-2001) |

# OZZIE NEWSOME / PERSONNEL NOTES

## WIZARDRY OF OZ



GM **Ozzie Newsome's** legacy is unlike any the game has seen. Known throughout all of sports as a premier leader, Newsome is a Hall of Fame player, the architect of Baltimore's 2000 and 2012 Super Bowl championship teams and an elite personnel evaluator who became the NFL's first African American GM.

"Ozzie's credibility is what stands out the most," head coach **John Harbaugh** states. "And it's not just about what he has accomplished. To me, it's his commitment and focus while striving to do more."

### OZZIE NEWSOME CAREER SNAPSHOT

- NFL's first African American General Manager (promoted in 2002)
- Architect of Ravens 2000 & 2012 Super Bowl Championship Teams
- NFL Executive of the Year (2000)
- Pro Football Hall of Fame (class of 1999)
- State of Alabama Hall of Fame (class of 1995)
- National Football Foundation College Hall of Fame and NCAA Hall of Fame (class of 1994)
- 13-Year NFL Tight End with Cleveland Browns (1978-90)
- Three-Time Pro Bowler (1981, 1984-85)
- Four-Time Cleveland Touchdown Club Offensive Player of the Year
- Current Member of Two Major NFL Policy-Making Groups: Competition Committee and Player Care Foundation Board

## FIRST-ROUND FINDS

The Ravens, led by **Ozzie Newsome**, have selected 21 players in the first round. These picks have earned an amazing 56 combined Pro Bowls, several All-Rookie honors, multiple Defensive Player of the Year Awards and two Super Bowl MVP honors.

### RAVENS FIRST-ROUND DRAFT PICKS

| Year | Name                 | Pick | Pro Bowls |
|------|----------------------|------|-----------|
| 1996 | T Jonathan Ogden*    | 4    | 11        |
| 1996 | LB Ray Lewis* ++ ~   | 26   | 13        |
| 1997 | LB Peter Boulware*   | 4    | 4         |
| 1998 | CB Duane Starks*     | 10   |           |
| 1999 | CB Chris McAlister*  | 10   | 3         |
| 2000 | RB Jamal Lewis* =    | 5    | 1         |
| 2000 | WR Travis Taylor     | 10   |           |
| 2001 | TE Todd Heap*        | 31   | 2         |
| 2002 | S Ed Reed* +         | 24   | 9         |
| 2003 | OLB Terrell Suggs* + | 10   | 6         |
| 2003 | QB Kyle Boller       | 19   |           |
| 2005 | WR Mark Clayton*     | 22   |           |
| 2006 | DT Haloti Ngata*     | 12   | 5         |
| 2007 | G Ben Grubbs*        | 29   | 1         |
| 2008 | QB Joe Flacco^ ~     | 18   |           |
| 2009 | T Michael Oher*      | 23   |           |
| 2011 | CB Jimmy Smith       | 27   |           |
| 2013 | S Matt Elam          | 32   |           |
| 2014 | LB C.J. Mosley*      | 17   | 1         |
| 2015 | WR Breshad Perriman  | 26   |           |
| 2016 | T Ronnie Stanley     | 6    |           |

\* All-Rookie Team    ^ Rookie of the Year (NFL.com Fan Vote)    ~ Super Bowl MVP  
+ Defensive Player of the Year Awards    = Offensive Player of the Year Award

### Top 10 Quick Hit:

• Of the seven players chosen in the Top 10 by Baltimore, five have earned Pro Bowl status. Two of those players – Peter Boulware and Terrell Suggs – also earned Defensive Rookie of the Year honors.

### Late-Round Success Quick Hit:

• The Ravens have found gems later in the first round, including LB Ray Lewis (26th), TE Todd Heap (31st), S Ed Reed (24th), G Ben Grubbs (29th), QB Joe Flacco (18th), CB Jimmy Smith (27th) and LB C.J. Mosley (17th).

## BALTIMORE COACHING TREE

GM & executive VP **Ozzie Newsome** fosters a working environment that breeds standout coaches. By bringing in individuals who embrace the "Raven way," Newsome aims to create a synergy that manufactures success among scouts, coaches and players. As a result, Baltimore has had many assistants move on to become head coaches on the collegiate and NFL levels.

### CURRENT HEAD COACHES WHO COACHED W/ RAVENS (Entering 2016 Season)

| Head Coach (Team)      | Last Position Held w/ Ravens (Years)     |
|------------------------|--|
| Jim Caldwell (Lions)   | Offensive Coordinator (2012-13)          |
| Jack Del Rio (Raiders) | Linebackers (1999-2001)                  |
| Kirk Ferentz (Iowa)    | Asst. Head Coach/Offense (1996-98)       |
| Hue Jackson (Browns)   | Quarterbacks (2008-09)                   |
| Gary Kubiak (Broncos)  | Offensive Coordinator (2014)             |
| Marvin Lewis (Bengals) | Def. Coordinator (1996-2001)             |
| Chuck Pagano (Colts)   | Def. Coordinator (2008-11)               |
| Rex Ryan (Bills)       | Asst. Head Coach/Def. Coord. (1999-2008) |
| David Shaw (Stanford)  | Wide Receivers (2002-05)                 |

• Other former Ravens assistants who became head coaches include Pat Hill (Fresno State), Eric Mangini (Jets and Browns), Rick Neuheisel (UCLA), Mike Nolan and Mike Singletary (49ers), Mike Pettine (Browns), Jim Schwartz (Lions), Mike Smith (Falcons) and Ken Whisenhunt (Cardinals and Titans).

## HOMEGROWN PRO BOWLERS

The Ravens have had 36 different players earn Pro Bowl honors since the team's inception in 1996. Of those, 20 are homegrown players – 17 drafted and three signed as a rookie free agent:

### RAVENS HOMEGROWN PRO BOWLERS

| Year Drafted (Rd.) | Name                   | Pro Bowls |
|--------------------|------------------------|-----------|
| 1996 (1st)         | LB Ray Lewis           | 13        |
| 1996 (1st)         | T Jonathan Ogden       | 11        |
| 2002 (1st)         | S Ed Reed              | 9         |
| 2003 (1st)         | OLB Terrell Suggs      | 6         |
| 2006 (1st)         | DT Haloti Ngata        | 5         |
| <b>2007 (3rd)</b>  | <b>G Marshal Yanda</b> | <b>5</b>  |
| 1997 (1st)         | OLB Peter Boulware     | 4         |
| 1999 (1st)         | CB Chris McAlister     | 3         |
| 2008 (2nd)         | RB Ray Rice            | 3         |
| 2001 (1st)         | TE Todd Heap           | 2         |
| 1996 (5th)         | WR/RS Jermaine Lewis   | 2         |
| 2007 (4th)         | FB Le'Ron McClain      | 2         |
| 2000 (6th)         | OLB Adalius Thomas     | 2         |
| <b>2015 (RFA)</b>  | <b>LS Morgan Cox #</b> | <b>1</b>  |
| 2007 (1st)         | G Ben Grubbs           | 1         |
| <b>2006 (6th)</b>  | <b>P Sam Koch</b>      | <b>1</b>  |
| 2000 (1st)         | RB Jamal Lewis         | 1         |
| 2014 (1st)         | LB C.J. Mosley         | 1         |
| 2002 (RFA)         | LB Bart Scott #        | 1         |
| 2012 (RFA)         | K Justin Tucker #      | 1         |

# Undrafted rookie free agent

**Bold** indicates 2015 Pro Bowler

## 2015 PRO BOWLERS

Four Ravens – **LS Morgan Cox** (first), **OLB Elvis Dumervil** (fifth), **P Sam Koch** (first) and **G Marshal Yanda** (fifth) – were tabbed as Pro Bowlers for their standout performances during the 2015 season. Their selections mark the 10th-consecutive season Baltimore sent multiple players to the NFL's All-Star game.

# RAVENS TEAM / PERSONNEL NOTES

## PLAYOFFS SIX OF THE LAST EIGHT

Baltimore is one of five teams to earn a playoff berth six of the past eight full seasons, doing so from 2008-12 and in 2014. In each of those respective years, the Ravens won at least one playoff game.

### MOST NFL PLAYOFF BERTHS (2008-15 / Past Eight Full Seasons)

| Berths | Team                    | Seasons              |
|--------|-------------------------|----------------------|
| 7      | Green Bay Packers       | 2009-15              |
| 7      | New England Patriots    | 2009-15              |
| 6      | <b>Baltimore Ravens</b> | <b>2008-12, 2014</b> |
| 6      | Cincinnati Bengals      | 2009, 2011-15        |
| 6      | Indianapolis Colts      | 2008-10, 2012-14     |

## BATTLE OF THE NORTH

The Ravens have produced four AFC North titles since 2002 division realignment, including back-to-back division crowns from 2011-12 under head coach **John Harbaugh**.

### MOST AFC NORTH TITLES (Since 2002 Division Realignment)

| Rk. | Team                    | AFC North Titles |
|-----|-------------------------|------------------|
| 1.  | Pittsburgh Steelers     | 6                |
| 2.  | <b>Baltimore Ravens</b> | <b>4</b>         |
|     | Cincinnati Bengals      | 4                |
| 4.  | Cleveland Browns        | 0                |

### RAVENS AFC NORTH TITLE SEASONS (Franchise History)

| Season | Coach         | Final Record | Postseason (Rec.) |
|--------|---------------|--------------|-------------------|
| 2012   | John Harbaugh | 10-6         | SB Champs (4-0)   |
| 2011   | John Harbaugh | 12-4         | AFC Champ. (1-1)  |
| 2006   | Brian Billick | 13-3         | Div. Game (0-1)   |
| 2003   | Brian Billick | 10-6         | WC Game (0-1)     |

## RAVENS RFAs

The Ravens have a history of unearthing rookie free agent gems. On their 2016 Week 7 roster, Baltimore has 10 players who entered the NFL as rookie free agents. Of those 10, eight were originally signed by the Ravens (listed below):

### ORIGINAL RAVENS ROOKIE FREE AGENT SIGNINGS (On 2016 Week 7 Roster)

|                           |                           |
|---------------------------|---------------------------|
| 2010: LS Morgan Cox       | 2014: LB Zachary Orr      |
| 2010: LB Albert McClellan | 2015: TE Daniel Brown     |
| 2012: K Justin Tucker     | 2016: LB Patrick Onwuasor |
| 2014: T James Hurst       | 2016: DT Michael Pierce   |

## UNDRAFTED SUCCESS

Undrafted rookie free agent **DT Michael Pierce** made the Ravens' 53-man Week 1 roster this season. His status marked the 13th-straight season a RFA has made Baltimore's roster, tying (Den. & NE) for the NFL's second-longest active streak.

### CONSECUTIVE SEASONS W/ ROOKIE FA ON WEEK 1 ROSTER (Current NFL Streaks)

| Rk. | Team                    | Seasons   |
|-----|-------------------------|-----------|
| 1.  | Indianapolis Colts      | 17        |
| 2.  | <b>Baltimore Ravens</b> | <b>13</b> |
|     | Denver Broncos          | 13        |
|     | New England Patriots    | 13        |

## RAVENS "20/20" CLUB

The Ravens' "20/20 Club" includes members of the team's personnel staff who started with the Ravens as young assistants and grew into evaluators with more input. The term "20/20" refers to hiring 20-year-olds for \$20,000. According to **Ozzie Newsome**: "The guys actually started when they were a little older than 20 and for more than \$20,000, but that's what we call them."

### RAVENS "20/20 CLUB" GRADUATES (Current Personnel Staff)

| Name                  | Joined Ravens | Current Title                |
|-----------------------|---------------|------------------------------|
| George Kokinis (Cle.) | 1991          | Senior Personnel Assistant   |
| Eric DeCosta          | 1996          | Assistant General Manager    |
| Joe Hortiz            | 1998          | Director of College Scouting |
| Chad Alexander        | 1999          | Asst. Dir. of Pro Personnel  |
| Mark Azevedo          | 2005          | Northeast Area Scout         |
| David Blackburn       | 2007          | West Area Scout              |
| Ian Cunningham        | 2008          | SE/SW Area Scout             |
| Andrew Raphael        | 2013          | Southeast Area Scout         |

## QUITE THE STREAK

### TEAMS TO WIN AT LEAST ONE PLAYOFF GAME IN FIVE-CONSECUTIVE POSTSEASONS (Since 1970 Merger)

| Team                    | Cons. Seasons | Years          | Wins     |
|-------------------------|---------------|----------------|----------|
| Dallas Cowboys          | 6             | 1991-96        | 12       |
| New England Patriots    | 5             | 2011-15        | 8        |
| <b>Baltimore Ravens</b> | <b>5</b>      | <b>2008-12</b> | <b>9</b> |
| New England Patriots    | 5             | 2003-07        | 11       |
| Philadelphia Eagles     | 5             | 2000-04        | 7        |
| Green Bay Packers       | 5             | 1993-97        | 9        |
| Oakland Raiders         | 5             | 1973-77        | 7        |

## CONSISTENT CONTENDERS

The Baltimore Ravens have earned 10 playoff berths in their history (2014, 2012, 2011, 2010, 2009, 2008, 2006, 2003, 2001, 2000). Baltimore's 10 berths from 2000-15 tie (Pit.) for third in the AFC and tie for fourth overall in the NFL.

### MOST NFL PLAYOFF BERTHS (Since 2000)

| AFC                   | NFC               |
|-----------------------|-------------------|
| 13 - Indianapolis     | 12 - Green Bay    |
| 13 - New England      | 10 - Philadelphia |
| <b>10 - Baltimore</b> | 10 - Seattle      |
| 10 - Pittsburgh       | 7 - NY Giants     |
| 9 - Denver            |                   |

## AN ELITE GROUP

The Baltimore Ravens have won two Super Bowl titles during their 20-year history, capturing the Lombardi Trophy in 2000 and 2012. Baltimore is just one of four NFL franchises to win multiple World Championships since 2000.

### MOST SUPER BOWL CHAMPIONSHIPS (Since 2000 Season)

| Titles   | Team                    | Seasons             |
|----------|-------------------------|---------------------|
| 4        | New England Patriots    | 2001, 2003-04, 2014 |
| <b>2</b> | <b>Baltimore Ravens</b> | <b>2000, 2012</b>   |
| 2        | New York Giants         | 2007, 2011          |
| 2        | Pittsburgh Steelers     | 2005, 2008          |



# IRONMEN / TURNOVERS / CLOSE CALLS NOTES

## NFL IRONMEN

Among active players, **P Sam Koch** (166) & **FB Kyle Juszczyk** (54) rank fourth and first, respectively, at their positions for most consecutive games played.

### CONSECUTIVE GAMES PLAYED / CURRENT NFL STREAKS

| PUNTERS                                 |                                    | FULLBACKS                        |  |
|---|------------------------------------|----------------------------------|--|
| 1. Shane Lechler (Hou.) . . . 228       | 1. Kyle Juszczyk (Bal.) . . . . 54 | 2. Anthony Sherman (KC) . . . 53 |  |
| 2. Andy Lee (Car.) . . . . . 198        | 3. Patrick DiMarco (Atl.) . . . 52 | 4. John Kuhn (NO) . . . . . 50   |  |
| 3. Donnie Jones (Phi.) . . . 181        |                                    |                                  |  |
| 4. <b>Sam Koch (Bal.) . . . . . 166</b> |                                    |                                  |  |

## DURABLE RAVENS

**P Sam Koch** (166) has not missed a game in his NFL career, a streak that ranks first in Ravens history. Among non-specialists, **FB Kyle Juszczyk** and **DB/LB Anthony Levine Sr.** tie to own the longest active streak of consecutive games played (54).

### RAVENS CONSECUTIVE GAMES PLAYED / CURRENT STREAKS

| Rk. | Player             | Games |
|-----|--------------------|-------|
| 1.  | Sam Koch           | 166   |
| 2.  | Justin Tucker      | 70    |
| 3.  | Kyle Juszczyk      | 54    |
|     | Anthony Levine Sr. | 54    |

### RAVENS CONSECUTIVE GAMES PLAYED / ALL-TIME STREAKS

| Rk. | Player         | Games | Years        |
|-----|----------------|-------|--------------|
| 1.  | Sam Koch       | 166   | 2006-present |
| 2.  | Jarret Johnson | 129   | 2003-11      |
| 3.  | Joe Flacco     | 122   | 2008-2015    |
| 4.  | Peter Boulware | 111   | 1997-2003    |
| 5.  | Matt Stover    | 110   | 2002-08      |

### BALTIMORE RAVENS MOST ALL-TIME GAMES PLAYED

| Rk. | Player               | Games      | Years               |
|-----|----------------------|------------|---------------------|
| 1.  | Ray Lewis            | 228        | 1996-2012           |
| 2.  | Matt Stover          | 207        | 1996-2008           |
| 3.  | <b>Terrell Suggs</b> | <b>188</b> | <b>2003-present</b> |
| 4.  | Jonathan Ogden       | 177        | 1996-2007           |
| 5.  | <b>Sam Koch</b>      | <b>166</b> | <b>2006-present</b> |
| 6.  | Ed Reed              | 160        | 2002-12             |
| 7.  | Jarret Johnson       | 143        | 2003-11             |
| 8.  | <b>Marshal Yanda</b> | <b>136</b> | <b>2007-present</b> |
| 9.  | Chris McAlister      | 135        | 1999-2008           |
|     | Haloti Ngata         | 135        | 2006-14             |
| 11. | Kelly Gregg          | 134        | 2001-10             |
| 12. | Mike Flynn           | 133        | 1998-2007           |
|     | Todd Heap            | 133        | 2001-10             |

## CLOSE CALLS GALORE

Twenty of the Ravens' last 22 games (since 2015) have been decided by one score (8 points or fewer), the most such contests among any team. This season, all six of Baltimore's games have been decided by one score, tying (Detroit) for the NFL's most.

### NFL GAMES DECIDED BY ONE SCORE (8 POINTS OR FEWER)

| SINCE 2015 |              |       | 2016 SEASON |           |       |
|------------|--------------|-------|-------------|-----------|-------|
| Rk.        | Team         | Games | Rk.         | Team      | Games |
| 1.         | Baltimore    | 20    | 1.          | Baltimore | 6     |
| 2.         | San Diego    | 17    |             | Detroit   | 6     |
| 3.         | Indianapolis | 16    | 3.          | Ind., NYG | 5     |
|            | Oakland, NYG | 16    |             | Oak., SD  | 5     |

## THE GIVE & TAKE

Baltimore has compiled a +27 turnover margin since 2008.

### NFL'S TOP TURNOVER MARGIN / SINCE 2008

| Rk. | Team             | Turnover Diff. | Take-Aways | Give-Aways |
|-----|------------------|----------------|------------|------------|
| 1.  | New England      | +109           | 246        | 137        |
| 2.  | Green Bay        | +85            | 238        | 153        |
| 3.  | San Francisco    | +42            | 217        | 175        |
| 4.  | Seattle          | +35            | 219        | 184        |
| 5.  | Carolina         | +32            | 241        | 209        |
| 6.  | <b>Baltimore</b> | <b>+27</b>     | <b>215</b> | <b>188</b> |
|     | Atlanta          | +27            | 215        | 188        |
| 8.  | Kansas City      | +23            | 210        | 187        |

### MOST TAKE-AWAYS (Since 2008)

|    |                        |     |
|----|------------------------|-----|
| 1. | New England . . . . .  | 246 |
| 2. | Chicago . . . . .      | 245 |
| 3. | Arizona . . . . .      | 243 |
| 4. | Carolina . . . . .     | 241 |
| 5. | Green Bay . . . . .    | 238 |
| 5. | NY Giants . . . . .    | 237 |
| 7. | Philadelphia . . . . . | 231 |

### FEWEST GIVE-AWAYS (Since 2008)

|    |                            |            |
|----|----------------------------|------------|
| 1. | New England . . . . .      | 137        |
| 2. | Green Bay . . . . .        | 153        |
| 3. | San Francisco . . . . .    | 175        |
| 4. | Seattle . . . . .          | 184        |
| 5. | Kansas City . . . . .      | 187        |
| 6. | <b>Baltimore . . . . .</b> | <b>188</b> |
|    | Atlanta . . . . .          | 188        |

## PROTECT THE PIGSKIN

In the **John Harbaugh** Era (since 2008), the Ravens have produced 37 games without turning the ball over, a mark that ties (Ind.) for fifth best in the NFL. Baltimore's record is 31-6 in those contests.

### ZERO-TURNOVER GAMES / SINCE 2008

| Rk. | Team                    | Zero-Turnover Games |
|-----|-------------------------|---------------------|
| 1.  | New England Patriots    | 52                  |
| 2.  | Green Bay Packers       | 46                  |
| 3.  | San Francisco 49ers     | 43                  |
| 4.  | Kansas City Chiefs      | 42                  |
| 5.  | <b>Baltimore Ravens</b> | <b>37</b>           |
|     | Indianapolis Colts      | 37                  |

## TURNOVER TABLE SINCE 2000

| Year         | TA/TO          | Plus/Minus | Record         |
|--------------|----------------|------------|----------------|
| 2016         | 11/8           | +3         | 3-3            |
| 2015         | 14/28          | -14        | 5-11           |
| 2014         | 22/20          | +2         | 10-6           |
| 2013         | 24/29          | -5         | 8-8            |
| 2012         | 25/16          | +9         | 10-6           |
| 2011         | 26/24          | +2         | 12-4           |
| 2010         | 27/20          | +7         | 12-4           |
| 2009         | 32/22          | +10        | 9-7            |
| 2008         | 34/21          | +13        | 11-5           |
| 2007         | 23/40          | -17        | 5-11           |
| 2006         | 40/23          | +17        | 13-3           |
| 2005         | 26/36          | -10        | 6-10           |
| 2004         | 34/23          | +11        | 9-7            |
| 2003         | 41/38          | +3         | 10-6           |
| 2002         | 31/32          | -1         | 7-9            |
| 2001         | 28/36          | -8         | 10-6           |
| 2000         | 49/26          | +23        | 12-4           |
| <b>Total</b> | <b>487/442</b> | <b>+45</b> | <b>152-110</b> |

Since 2000, here are the Ravens' records in a game:

|   |       |
|---|-------|
| When turnover ratio is +2 or better . . . . . | 69-4  |
| When turnover ratio is +1 or better . . . . . | 97-13 |
| When turnover ratio is even . . . . .         | 28-20 |
| When turnover ratio is negative . . . . .     | 26-75 |

## 69-4

Since 2000, the Ravens own a 69-4 record when posting at least a +2 turnover margin in a game, with the only losses coming in 2010 (23-20 OT at NE), 2012 (24-23 at Phi.), 2014 (34-33 vs. SD) and in Week 6 of 2016 (27-23 at NYG).

# THAT M&T MAGIC

## UNDER HARBAUGH AT HOME

Under **John Harbaugh**, the Ravens are 49-18 in games played in Baltimore, ranking as the NFL's third-best (tied, Pittsburgh) home mark since the 2008 NFL campaign began.

### NFL'S BEST REGULAR SEASON HOME RECORDS (John Harbaugh Era / Since 2008)

| Rk. | Team                    | Record       | Pct.        |
|-----|-------------------------|--------------|-------------|
| 1.  | New England Patriots    | 59-9         | .868        |
| 2.  | Green Bay Packers       | 51-15-1      | .769        |
| 3.  | <b>Baltimore Ravens</b> | <b>49-18</b> | <b>.731</b> |
|     | Pittsburgh Steelers     | 49-18        | .731        |

## DOMINANT IN BALTIMORE

Simply put, the Ravens have been dominant at home since the day they arrived in Baltimore. Below are the Ravens' respective home records and corresponding NFL rankings during several periods.

### RAVENS HOME RECORDS / NFL RANKINGS

| Time Period (Milestone)              | Record   | NFL Rank |
|--------------------------------------|----------|----------|
| Since 2010 (Past Six-plus Seasons)   | 37-14    | 4t       |
| Since 2008 (John Harbaugh's Arrival) | 49-18    | 3t       |
| Since 2000 (First Super Bowl Season) | 95-36    | 2        |
| Since 1998 (M&T Bank Stadium Opened) | 103-44   | 3t       |
| Since 1996 (Team's Inception)        | 110-52-1 | 6        |

## PROTECTING THE BANK

Baltimore's "D" has been strong at home the past few seasons with **John Harbaugh** at the helm. From 2008-14, Baltimore allowed foes to score an average of 20-or-more points only once (2012).

### RAVENS POINTS PER GAME ALLOWED AT HOME / 2008-16

| Rk. | Season | Points/Game | NFL Rank |
|-----|--------|-------------|----------|
| 1.  | 2008   | 10.0        | 1        |
| 2.  | 2009   | 11.9        | 1        |
| 3.  | 2014   | 13.6        | 1        |
| 4.  | 2011   | 14.9        | 3        |
| 5.  | 2010   | 16.5        | 6        |
| 6.  | 2016   | 17.0        | 8t       |
| 7.  | 2013   | 17.6        | 5        |
| 8.  | 2012   | 22.4        | 20       |
| 9.  | 2015   | 26.0        | 24       |

## SHUT 'EM DOWN

### FEWEST POINTS/GAME ALLOWED AT HOME (Since 2008)

1. **Baltimore** ..... **16.6**
2. San Francisco .... 17.2
3. Pittsburgh ..... 17.3

Baltimore has permitted an NFL-best 16.6 ppg at home during the **John Harbaugh** Era. Under "Harbs," the Ravens are 25-0 at home when allowing 10 points or fewer. Impressively, in 15 of those games, the Ravens gave up no more than 7 points.

## CHARM CITY SACKS

### MOST SACKS AT HOME / SINCE 2011

| Rk. | Team                    | Sacks      | Yards      |
|-----|-------------------------|------------|------------|
| 1.  | Minnesota Vikings       | 131        | 848        |
| 2.  | Arizona Cardinals       | 127        | 912        |
| 3.  | Denver Broncos          | 126        | 883        |
|     | Houston Texans          | 126        | 781        |
| 5.  | New York Jets           | 121        | 800        |
|     | Philadelphia Eagles     | 121        | 904        |
| 7.  | <b>Baltimore Ravens</b> | <b>120</b> | <b>818</b> |
|     | Pittsburgh Steelers     | 120        | 727        |

## M&T BANK SECURITY

The Ravens' "D" has been stout at home for many seasons. Since 2003, Baltimore ranks first in fewest points allowed per game (16.4) among home teams. The Ravens have also registered the top mark in terms of fewest yards allowed per game (291.5).

### BEST NFL DEFENSES AT HOME (Since 2003)

| TOTAL DEFENSE<br>(Fewest Yards Allowed) | POINTS PER GAME<br>(Fewest Allowed)   |
|---|---------------------------------------|
| 1. <b>Baltimore</b> ..... <b>291.5</b>  | 1. <b>Baltimore</b> ..... <b>16.4</b> |
| 2. Pittsburgh ..... 292.5               | 2. New England ..... 16.8             |
| 3. NY Jets ..... 303.3                  | 3. Seattle ..... 17.3                 |
| INTERCEPTIONS<br>(Most in NFL)          | SACKS<br>(Most in NFL)                |
| 1. New England ..... 133                | 1. Minnesota ..... 294                |
| 2. <b>Baltimore</b> ..... <b>132</b>    | 2. <b>Baltimore</b> ..... <b>289</b>  |
| Cin. & GB ..... 132                     | 3. NY Giants ..... 284                |

## HOME SWEET HOME

- Under head coach **John Harbaugh**, the Ravens are 14-2 in September home games. The Ravens have won 17 of their past 19 home games in the month of September.

- Under coach Harbaugh, the Ravens are 14-3 in November home games. The Ravens have won 12 of their past 14 home games during the month.

- The Ravens are 12-7 at home in the month of December under coach Harbaugh and 32-15 in such games during their history.

- Under coach Harbaugh, the Ravens are 17-7 in home games played against AFC North foes.

- Baltimore has won 12 of its last 16 home games vs. AFC North foes.

- Baltimore has won 17 of its last 20 home games vs. NFC teams.

- The Ravens are 12-3 at home all time against teams from the *West Coast* (Oak. – 5-1, SD – 3-1, SF – 2-0 and Sea. – 2-1).

- In the Ravens' history, Baltimore has hosted 17 games when the temperature was below 40 degrees. Impressively, the Ravens are 15-2 in these contests, winning 15 of the past 16.

## "D" AT HOME SINCE 2008

**16.6**

Points per game Baltimore has permitted at home since 2008, the NFL's best defensive mark (see chart to the left).

**72**

Interceptions by the Ravens at home since 2008, tying (Buf. & Car.) for the NFL's seventh most.

**75.4**

Passer rating the Ravens have forced for opposing QBs at M&T Bank Stadium since 2008, the NFL's third-best mark.

**298.1**

Yards per game the Ravens' defense has permitted at home since 2008, ranking as the NFL's second-stingiest average during that span. (NYJ is first at 294.4 ypg.)

**1,641-1,114**

Ratio the Ravens have outscored opponents at home since 2008, limiting foes to 16.6 points per game. In their 49 wins during this span, the margin of victory has been 13.7 ppg.

# DEFENSIVE TEAM NOTES

## '16 DEFENSE IS STOUT

The Ravens' defense has allowed 294.8 yards per game in 2016, ranking third in the league. Additionally, Baltimore's "D" ranks in the Top 10 in several key categories entering Week 7:

### RAVENS TOP DEFENSIVE RANKINGS / ENTERING WEEK 7

| Category                        | Stat  | Rank |
|---------------------------------|-------|------|
| Rushing Defense (YPG)           | 69.7  | 1    |
| First Downs Per Game Avg.       | 15.3  | 1    |
| Receiving Avg. Yards Per Catch  | 9.8   | 2    |
| Total Defense (YPG)             | 294.8 | 3    |
| Third Down Pct.                 | 32.9  | 4    |
| Big Plays Receiving (25+ Yards) | 8     | 4t   |
| Turnovers Forced                | 11    | 5t   |
| Three-&-Outs Forced             | 17    | 6t   |
| Points Per Game                 | 19.2  | 9    |
| Passing Defense (YPG)           | 225.2 | 9    |

## NOT FOR LONG

In 2016, the Ravens' "D" has forced the NFL's sixth-most three-and-outs (17) and allowed the second-fewest 10-play drives (tied).

### OPPONENT 10-PLAY DRIVES (2016 Season)

1. Tampa Bay Buccaneers . . . 4
2. **Baltimore Ravens** . . . . 6
- Philadelphia Eagles . . . 6
- Seattle Seahawks . . . . 6
5. Tennessee Titans . . . . 7

### 3-&-OUTS FORCED / 2016

1. Carolina Panthers . . . . 23
- Houston Texans . . . . 23
3. Chicago Bears . . . . . 20
4. Tennessee Titans . . . . 19
5. Buffalo Bills . . . . . 18
6. **Baltimore**, Ari., LA . . 17

## MAKING SHORT WORK

Since **Dean Pees** was named "D" coordinator in 2012, Baltimore has forced the NFL's fourth-most three-&-outs (211).

### DEFENSIVE THREE-AND-OUTS

(Since 2012 / Dean Pees' Def. Coord. Tenure)

| Rk. | Team                    | 3-&-Out Drives |
|-----|-------------------------|----------------|
| 1.  | Denver Broncos          | 231            |
| 2.  | Houston Texans          | 216            |
| 3.  | New York Jets           | 212            |
| 4.  | <b>Baltimore Ravens</b> | 211            |

## RAVENS EXTEND NFL RECORD

Covering 20 seasons, the Ravens have never allowed an opponent to average more than 4.0 yards per rushing attempt in a season. (Baltimore permitted a 3.97-yard rush average in 2015.)

### MOST CONSECUTIVE SEASONS ALLOWING 4.0 YARDS OR FEWER PER CARRY / NFL HISTORY

| Team             | Years     | Consecutive Seasons Allowing 4.0 or Fewer |
|------------------|-----------|---|
| <b>Baltimore</b> | 1996-2015 | 20  |
| Buffalo          | 1986-2000 | 15  |
| Dallas           | 1964-78   | 15  |

## RED ZONE SUCCESS

• Baltimore is the only team to rank among the NFL's Top 5 in red zone defense in 10 of the past 12 seasons, including a streak of nine-straight years from 2004-12. The Ravens ranked 11th in red zone defense (53.2%) in 2015, marking the first time they have not been in the Top 7 since 2003.

• Here are the Ravens' red zone defense rankings in each of the past 12 seasons: 2004 (second), 2005 (fifth), 2006 (first), 2007 (third), 2008 (second), 2009 (fourth), 2010 (fifth), 2011 (first), 2012 (second), 2013 (seventh), 2014 (second) and 2015 (11th).

## "D" NUMBERS TO RAVE ABOUT

**15**

Games since 2008 the Ravens have not allowed an opponent to score a TD. Only SF (20), Sea. (20) and Pit. (17) have more.

**20**

Consecutive seasons the Ravens' defense has held opponents to a 4.0 rushing average or less, the NFL's longest such streak.

**33**

An NFL-high games (tied with Seattle) the Ravens have held foes to 10 points or fewer since 2008. Baltimore is 33-0 in these contests. (Pittsburgh is third at 32.)

## SHUTOUT CITY

Since 2000, Baltimore's "D" owns the NFL's second-most shutouts (tied, NE), blanking opponents nine times. The Ravens' last shutout came in 2009 in a 16-0 Monday Night Football win at Cleveland.

### NFL SHUTOUT LEADERS / SINCE 2000

| Rk. | Team                    | Shutouts |
|-----|-------------------------|----------|
| 1.  | Seattle Seahawks        | 10       |
| 2.  | <b>Baltimore Ravens</b> | 9        |
|     | New England Patriots    | 9        |

## PROFITABLE RETURNS

Since 1996, the Ravens own 56 defensive TDs, scoring at least one in each season of their existence, including **CB Jimmy Smith's** 24-yard INT-TD in 2015's Week 1 game at Den. and **ILB C.J. Mosley's** 41-yard FR-TD in Week 3 vs. Cin. Baltimore is 43-9 all time when tallying a D-TD, and since 2003, has the NFL's third most (43).

### NFL DEFENSIVE TOUCHDOWNS (Since 2003)

| Rk. | Team                    | D-TDs |
|-----|-------------------------|-------|
| 1.  | Arizona Cardinals       | 45    |
|     | Green Bay Packers       | 45    |
| 3.  | <b>Baltimore Ravens</b> | 43    |
| 4.  | Chicago/Tampa Bay       | 41    |

### INTERCEPTION TDs (Since 2003)

|    |                            |    |
|----|----------------------------|----|
| 1. | Chicago . . . . .          | 33 |
|    | Green Bay . . . . .        | 33 |
| 3. | <b>Baltimore</b> . . . . . | 32 |
|    | Arizona . . . . .          | 32 |
| 5. | Tampa Bay . . . . .        | 30 |

## HISTORY OF DOMINANCE

Dating back to their 2000 Super Bowl-winning season, the Ravens' defense ranks in the Top 3 in most significant categories.

### TOTAL DEFENSE

| (Yards Allowed Since 2000)          |
|-------------------------------------|
| 1. Pittsburgh . . . . . 295.1       |
| 2. <b>Baltimore</b> . . . . . 300.6 |
| 3. NY Jets . . . . . 317.8          |

### POINTS PER GAME

| (Fewest Allowed Since 2000)        |
|------------------------------------|
| 1. Pittsburgh . . . . . 18.1       |
| 2. <b>Baltimore</b> . . . . . 18.2 |
| 3. New England . . . . . 18.9      |

### TOUCHDOWNS

| (Fewest Allowed Since 2000)       |
|-----------------------------------|
| 1. <b>Baltimore</b> . . . . . 497 |
| 2. Pittsburgh . . . . . 513       |
| 3. New England . . . . . 559      |

### RUSHING YARDS/GAME

| (Fewest Allowed Since 2000)        |
|------------------------------------|
| 1. Pittsburgh . . . . . 90.9       |
| 2. <b>Baltimore</b> . . . . . 93.0 |
| 3. Minnesota . . . . . 104.1       |

### 3RD-DOWN CONV. PCT. (Pct. Since 2000)

|                                    |
|------------------------------------|
| 1. <b>Baltimore</b> . . . . . 35.0 |
| 2. Philadelphia . . . . . 35.9     |
| 3. Chicago . . . . . 36.4          |

### 4TH-DOWN CONV. PCT. (Pct. Since 2000)

|                                    |
|------------------------------------|
| 1. New England . . . . . 42.2      |
| 2. <b>Baltimore</b> . . . . . 43.0 |
| 3. Philadelphia . . . . . 44.0     |

### INT PERCENTAGE (Highest Since 2000)

|                                   |
|-----------------------------------|
| 1. Green Bay . . . . . 3.6        |
| Tampa Bay . . . . . 3.6           |
| 3. <b>Baltimore</b> . . . . . 3.4 |

### OPPONENT QB RATING (Lowest Since 2000)

|                                    |
|------------------------------------|
| 1. <b>Baltimore</b> . . . . . 75.7 |
| 2. Green Bay . . . . . 78.0        |
| Pittsburgh . . . . . 78.0          |

# OFFENSIVE TEAM NOTES

## SECURITY DETAIL

Since 2014 (a 38-game span), Baltimore's 56 sacks permitted rank as the NFL's fewest. Baltimore has allowed zero sacks in 11 games dating back to 2014, a mark that ranks as the NFL's most.

| NFL'S FEWEST SACKS ALLOWED<br>(Since 2014) |                    | NFL'S FEWEST SACKS ALLOWED<br>(2015 Season) |     |                  |       |
|--|--------------------|---|-----|------------------|-------|
| Rk.  | Team               | Sacks                                       | Rk. | Team             | Sacks |
| 1.   | Baltimore Ravens   | 56  | 1.  | St. Louis Rams   | 18    |
| 2.   | Arizona Cardinals  | 68  | 2.  | New York Jets    | 22    |
|  | Oakland, NY Giants | 68  | 3.  | Baltimore Ravens | 24    |

### ZERO SACKS ALLOWED / GAMES / SINCE 2014

|                    |    |
|--------------------|----|
| Baltimore Ravens   | 11 |
| Cincinnati Bengals | 10 |
| New York Giants    | 9  |
| Oakland Raiders    | 9  |

## MEDIUM CONVERSIONS

On third-and-medium (between 4 and 6 yards to go), the Ravens have converted 55.6% of their attempts (10 of 18) entering Week 7. That percentage stands fourth best in the NFL.

### THIRD-&MEDIUM CONVERSIONS (4-6 YARDS) (2016 Season)

| Rk. | Team               | 4-6 Yd. Att. | 4-6 Yd. Conv. | Pct. |
|-----|--------------------|--------------|---------------|------|
| 1.  | Cincinnati Bengals | 14           | 9             | 64.3 |
| 2.  | Tennessee Titans   | 18           | 11            | 61.1 |
| 3.  | Detroit Lions      | 14           | 8             | 57.1 |
| 4.  | Baltimore Ravens   | 18           | 10            | 55.6 |
| 5.  | Minnesota Vikings  | 22           | 12            | 54.5 |

## RAVENS WILL RUN

- ✓ Says head coach **John Harbaugh**: "Running the football is part of our DNA in Baltimore."
- ✓ Under coach Harbaugh (since 2008), the Ravens have averaged the NFL's 11th-most rushing yards per game (117.3).
- ✓ Since 2008, the Ravens' 121 rushing TDs rank sixth in the NFL, while their 3,851 rushing attempts stand No. 5 (tied with Seattle).
- ✓ In its past three games (since Week 4), Baltimore's offense has averaged 115.3 rushing yards a contest, good for ninth in the NFL.

## A DIVERSE ATTACK

Since 2008, when **John Harbaugh** was named Baltimore's head coach, the Ravens are one of four NFL teams (NE, NO & Phi.) to produce at least 175 passing and 120 rushing touchdowns. Baltimore has been a very balanced attack under Harbaugh, finding success both on the ground and through the air.

### TEAMS W/ AT LEAST 175 PASSING & 120 RUSHING TOUCHDOWNS (Since 2008 / John Harbaugh Era)

| Team                 | Passing TDs | Rushing TDs | Total TDs |
|----------------------|-------------|-------------|-----------|
| Baltimore Ravens     | 177         | 121         | 298       |
| New England Patriots | 264         | 155         | 419       |
| New Orleans Saints   | 308         | 123         | 431       |
| Philadelphia Eagles  | 207         | 132         | 339       |

- ✓ In addition, Baltimore is one of six teams (NE, Den., Phi., Was & Hou.) to average at least 220 passing yards and 115 rushing yards per game since coach Harbaugh's 2008 arrival.

## TOP "O" UNDER JOHN & JOE

The Ravens' Top 6 all-time single-game offensive outputs have come during the **John Harbaugh/QB Joe Flacco** Era. This figure includes a 493-yard output at Oakland in 2015's Week 2 game that produced the Ravens' most total yards since 12/23/12.

### RAVENS TOP TOTAL NET YARDS (Single-Game History)

| Yards | Game/Date         | Results  |
|-------|-------------------|----------|
| 553   | 9/25/11 at STL    | W, 37-7  |
| 548   | 12/13/09 vs. Det. | W, 48-3  |
| 533   | 12/23/12 vs. NYG  | W, 33-14 |
| 503   | 9/23/12 vs. NE    | W, 31-30 |
| 501   | 9/13/09 vs. KC    | W, 38-24 |
| 493   | 9/20/15 at Oak.   | L, 33-37 |

| BALTIMORE RAVENS<br>MOST TOTAL YARDS<br>(Since 2012 / Past Five Years) |
|--|
| 12/23/12 vs. NYG . . . . . 533   |
| 09/23/12 vs. NE . . . . . 503  |
| 09/20/15 at Oak. . . . . 493   |
| 10/12/14 at TB . . . . . 475   |
| 09/28/14 vs. Car. . . . . 454  |
| 11/24/14 at NO. . . . . 449  |

## STREAK OF 350+

For the first time in team history, in Weeks 2-6 of the 2015 season, Baltimore produced five-consecutive games with at least 350 yards of offense. Here are the Ravens' all-time four-game streaks of at least 350 yards of offense and 2015's five-game stretch:

### MOST CONSECUTIVE GAMES / 350+ YARDS OF OFFENSE (Ravens History)

| Year | Games  | Yards/Opponent   |
|------|--------|--|
| 1996 | 7-10*  | 392 at Den., 478 vs. STL, 371 vs. Cin. and 387 at Jax.           |
| 2000 | 10-13* | 378 at Cin., 361 at Ten., 479 vs. Dal. and 461 vs. Cle.          |
| 2010 | 5-8*   | 415 vs. Den., 377 at NE, 364 vs. Buf. and 402 vs. Mia.           |
| 2015 | 2-6 ~  | 493 at Oak., 398 vs. Cin., 356 at Pit., 377 vs. Cle. & 420 at SF |

\* four-game stretch ~ five-game franchise record

## RAVENS NEAR FRANCHISE BEST IN '15

In 2015, Baltimore posted the second-most total net yards in team history (89 short of 2014 record), finishing with 5,749 yards. The Ravens also set a franchise record by averaging 266.9 net passing yards per game, all while starting three different quarterbacks.

### RAVENS OFFENSIVE OUTPUT / SINGLE-SEASON HISTORY

| NET PASSING YARDS |       | TOTAL NET YARDS |       |
|-------------------|-------|-----------------|-------|
| Year              | Yards | Year            | Yards |
| 2015              | 4,271 | 2014            | 5,838 |
| 1996              | 3,978 | 2015            | 5,749 |
| 2014              | 3,819 | 1996            | 5,723 |
| 2012              | 3,739 | 2012            | 5,640 |
| 1997              | 3,702 | 2009            | 5,619 |

## LIMITING MISTAKES

The Ravens committed just 16 turnovers in their 2012 Super Bowl-winning campaign, producing a franchise single-season low. In team history, Baltimore's fewest penalties committed occurred during the 2001 season.

### FEWEST PENALTIES (Ravens Single-Season History)

| Year      | Penalties |
|-----------|-----------|
| 2001      | .89       |
| 2010      | .90       |
| 2011      | .92       |
| 1996/2004 | .94       |

### FEWEST TURNOVERS (Ravens Single-Season History)

| Year | TO |
|------|----|
| 2012 | 16 |
| 2014 | 20 |
| 2010 | 20 |
| 2008 | 21 |

- ✓ **2015 Note:** Turnovers and penalties hurt the Ravens in 2015. Baltimore had 28 TOs (tied w/ Jax., Pit. & TB for the NFL's eighth most) and 122 penalties (the league's sixth most, tied with Rams).



# ALL-TIME RESULTS / TRENDS



## RAVENS ALL-TIME RECORDS

|  | <u>Overall Record</u> | <u>Home</u> | <u>Away</u> |
|--|-----------------------|-------------|-------------|
| Overall  | 176-149-1             | 110-52-1    | 66-97       |
| In M&T Bank Stadium (since 1998)   | 103-44                | 103-44      | n/a         |
| Coached by Ted Marchibroda   | 16-31-1               | 11-12-1     | 5-19        |
| Coached by Brian Billick   | 80-64                 | 50-22       | 30-42       |
| Coached by John Harbaugh   | 80-54                 | 49-18       | 31-36       |
| vs. AFC Teams  | 136-116               | 85-47       | 51-69       |
| vs. AFC North  | 49-36                 | 29-13       | 20-23       |
| vs. AFC Central (1996-2001)  | 26-28                 | 13-14       | 13-14       |
| vs. AFC East   | 20-19                 | 14-5        | 6-14        |
| vs. AFC South  | 15-15                 | 10-5        | 5-10        |
| vs. AFC West   | 22-18                 | 15-7        | 7-11        |
| vs. NFC Teams  | 45-34-1               | 30-8-1      | 15-26       |
| vs. NFC North  | 6-6                   | 5-1         | 1-5         |
| vs. NFC Central (1996-2001)  | 3-5                   | 3-1         | 0-4         |
| vs. NFC East   | 12-8-1                | 7-2-1       | 5-6         |
| vs. NFC South  | 10-6                  | 5-3         | 5-3         |
| vs. NFC West   | 14-9                  | 10-1        | 4-8         |
| On Monday Night Football - ABC/ESPN  | 11-10                 | 4-2         | 7-8         |
| On NBC/ESPN - Sunday Night or Thursday Night   | 15-13                 | 11-5        | 4-8         |
| On NFL Network   | 5-2                   | 3-0         | 2-2         |
| In Overtime  | 12-10-1               | 7-3-1       | 5-7         |
| Ravens Shutout Wins  | 10-0                  | 5-0         | 5-0         |
| In Season Opener   | 10-11                 | 7-4         | 3-7         |
| Indoors  | 6-13                  | n/a         | 6-13        |
| <b>Note:</b> Baltimore has played in Houston's Reliant/NRG Stadium five times (3-2), Indy's Lucas Oil Stadium twice (0-2) and Dallas' Texas Stadium once (1-0). Three of those games at Reliant Stadium (12/13/10, 10/21/12 & 12/21/14) came when the roof was closed, meaning those games were "indoors," while the other games listed are considered "outdoors" due to open roofs. |                       |             |             |
| In August  | 0-1                   | 0-1         | 0-0         |
| In September   | 43-28                 | 28-7        | 15-21       |
| In October   | 33-45                 | 18-17       | 15-28       |
| In November  | 50-36-1               | 29-12-1     | 21-24       |
| In December  | 45-36                 | 32-15       | 13-21       |
| In January   | 5-3                   | 3-0         | 2-3         |




## RAVENS TRENDS

| <u>Team</u>                     | <u>Since 2000</u> | <u>Since 2008</u> | <u>2016</u> | <u>Offense</u>                    | <u>Since 2000</u> | <u>Since 2008</u> | <u>2016</u> |
|---------------------------------|-------------------|-------------------|-------------|-----------------------------------|-------------------|-------------------|-------------|
| Record                          | 152-110           | 80-54             | 3-3         | Scoring 20 or more points         | 115-37            | 64-22             | 1-2         |
| vs. AFC North (since 2002)      | 49-36             | 31-18             | 1-0         | Scoring 30 or more points         | 51-6              | 31-4              | 0-0         |
| vs. AFC                         | 114-83            | 60-40             | 3-1         | Having 20 or more first downs     | 67-41             | 45-22             | 1-2         |
| vs. NFC                         | 38-27             | 20-14             | 0-2         | Totaling 350 or more net yards    | 69-35             | 44-20             | 1-2         |
| Home                            | 95-36             | 49-18             | 1-2         | At least 35 minutes time of poss. | 38-7              | 18-5              | 0-1         |
| Away                            | 57-74             | 31-36             | 2-1         | Rushing for 150 or more yards     | 50-13             | 25-5              | 0-0         |
| On grass                        | 63-58             | 25-22             | 3-2         | When not throwing an INT          | 86-18             | 48-11             | 1-3         |
| Artificial turf                 | 89-52             | 55-32             | 0-1         | With a 100-yard rusher            | 51-20             | 23-7              | 0-1         |
| Outdoors                        | 147-100           | 74-48             | 3-3         | Without a 100-yard rusher         | 101-90            | 57-47             | 3-2         |
| Indoors                         | 5-10              | 4-5               | 0-0         | With a 100-yard receiver          | 34-21             | 21-14             | 1-1         |
| September                       | 35-21             | 20-10             | 3-0         | Without a 100-yard receiver       | 118-89            | 59-40             | 2-2         |
| October                         | 30-34             | 14-18             | 0-3         | With a 300-yard passer            | 20-17             | 17-12             | 1-1         |
| November                        | 45-24             | 25-10             | 0-0         | Without a 300-yard passer         | 132-93            | 63-42             | 2-2         |
| December                        | 37-29             | 18-15             | 0-0         | <u>Defense</u>                    | <u>Since 2000</u> | <u>Since 2008</u> | <u>2016</u> |
| January                         | 5-2               | 3-1               | 0-0         | When scoring a defensive TD       | 37-7              | 14-4              | 0-0         |
| Leading at halftime             | 116-22            | 61-16             | 2-2         | When returning an INT for a TD    | 31-3              | 13-2              | 0-0         |
| Trailing at halftime            | 27-76             | 14-34             | 1-1         | When returning a fumble for a TD  | 7-4               | 2-2               | 0-0         |
| Tied at halftime                | 9-12              | 5-4               | 0-0         | Recording 3 or more sacks         | 82-34             | 36-20             | 2-0         |
| Tied after 3 quarters           | 3-6               | 1-2               | 0-0         | Holding opp. under 250 net yards  | 44-6              | 28-6              | 2-0         |
| Leading After 3 quarters        | 127-15            | 69-13             | 2-0         | Holding opp. under 21 points      | 120-35            | 63-14             | 3-1         |
| Trailing after 3 quarters       | 23-88             | 10-42             | 1-3         | Holding opp. under 15 points      | 95-15             | 47-5              | 1-0         |
| Decided by 7 points or less     | 65-61             | 34-37             | 3-3         | Allowing a 100-yard rusher        | 16-21             | 9-10              | 1-0         |
| Decided by 3 points or less     | 38-35             | 22-21             | 1-1         | Not allowing a 100-yard rusher    | 135-90            | 71-44             | 2-3         |
| When scoring first              | 102-32            | 57-17             | 2-2         | Allowing a 100-yard receiver      | 31-37             | 14-21             | 1-1         |
| When not scoring first          | 50-78             | 23-37             | 1-1         | Not allowing a 100-yard receiver  | 122-72            | 66-33             | 2-2         |
| Positive or even turnover ratio | 126-34            | 62-22             | 2-3         | Allowing a 300-yard passer        | 22-22             | 14-14             | 0-1         |
| Negative turnover ratio         | 26-76             | 18-32             | 1-0         | Not allowing a 300-yard passer    | 129-88            | 66-40             | 3-2         |
| Winning penalty ratio           | 69-45             | 38-19             | 2-1         |                                   |                   |                   |             |
| Losing penalty ratio            | 72-56             | 35-28             | 1-2         |                                   |                   |                   |             |
| Overtime                        | 9-8               | 6-5               | 0-0         |                                   |                   |                   |             |
| When returning a KOR for a TD   | 5-2               | 5-1               | 0-0         |                                   |                   |                   |             |
| When returning a PR for a TD    | 8-2               | 4-0               | 0-0         |                                   |                   |                   |             |

# RAVENS PLAYER NOTES

## FRANCHISE LEADER



In Week 2 at Cleveland, **QB Joe Flacco** led the Ravens to their second-largest comeback win (20 points) in team history. Throwing for 302 yards and 2 TDs, he posted the 25th game-winning drive in the fourth quarter or overtime of his career. Flacco is the Ravens' all-time leading passer in every career category (see below).

### RAVENS CAREER PASSING LEADERS

| Rk. | Player        | G   | Att   | Cmp   | Pct  | Yards  | TD  | INT | Rate |
|-----|---------------|-----|-------|-------|------|--------|-----|-----|------|
| 1.  | Joe Flacco    | 128 | 4,334 | 2,643 | 61.0 | 29,911 | 167 | 106 | 84.3 |
| 2.  | Kyle Boller   | 53  | 1,311 | 746   | 56.9 | 7,846  | 45  | 44  | 71.9 |
| 3.  | V. Testaverde | 29  | 1,019 | 596   | 58.5 | 7,148  | 51  | 34  | 82.8 |

## QUARTERBACK IRONMEN

2015's Week 12 tilt in Cleveland was the first game **QB Joe Flacco** (knee) has missed in his career, snapping a streak of 137-straight starts (including playoffs). Prior to being injured in Week 11 vs. St. Louis, he had 122-consecutive regular season starts under his belt, marking the fifth-longest streak in NFL history.

### MOST CONSECUTIVE STARTS BY A QUARTERBACK / NFL HISTORY

| Rk. | Player (Years)               | Games |
|-----|------------------------------|-------|
| 1.  | Brett Favre (1992-2010)      | 297   |
| 2.  | Peyton Manning (1998-2011)   | 208   |
| 3.  | Eli Manning (2004-present)   | 189   |
| 4.  | Philip Rivers (2006-present) | 166   |
| 5.  | Joe Flacco (2008-15)         | 122   |
| 6.  | Ron Jaworski (1977-84)       | 116   |

## LEADER OF 300s

Prior to his season-ending knee injury in 2015, **QB Joe Flacco** had five 300-yard passing games, tying his career high (2012 & 2014) and the team record he shares with Vinny Testaverde (1996).

### 300-YARD PASSING GAMES (Ravens Single Seasons)

|    |                         |   |
|----|-------------------------|---|
| 1. | Joe Flacco (2015)       | 5 |
|    | Joe Flacco (2014)       | 5 |
|    | Joe Flacco (2012)       | 5 |
|    | Vinny Testaverde (1996) | 5 |
| 4. | Joe Flacco (2011)       | 4 |

### 300-YARD PASSING GAMES (Ravens Career History)

|    |                         |    |
|----|-------------------------|----|
| 1. | Joe Flacco (2008-16)    | 28 |
| 2. | V. Testaverde (1996-97) | 8  |
| 3. | Steve McNair (2006-07)  | 2  |
|    | Jeff Blake (2002)       | 2  |
|    | Eric Zeier (1996-97)    | 2  |

## RAVENS RECORDS

**QB Joe Flacco** has posted four of the Top 5 passing games and five of the Top 6 passing seasons in team history. He also owns a franchise-record 41 100-plus single-game QB ratings.

### RAVENS SINGLE-GAME PASSING YARDS

| Yards      | Player            | Opp./Date               |
|------------|-------------------|-------------------------|
| 429        | Vinny Testaverde  | vs. STL, 10/27/96       |
| 389        | Joe Flacco        | at STL, 9/25/11         |
| 385        | Joe Flacco        | at Min., 10/18/09       |
| <b>384</b> | <b>Joe Flacco</b> | <b>at Oak., 9/20/15</b> |
| 382        | Joe Flacco        | vs. NE, 9/23/12         |

### RAVENS SINGLE-SEASON PASSING YARDS

| Rk. | Player (Year)       | Cmp-Att | Pct. | Yards | TD | INT | Rate |
|-----|---------------------|---------|------|-------|----|-----|------|
| 1.  | V. Testaverde ('96) | 325-549 | 59.2 | 4,177 | 33 | 19  | 88.7 |
| 2.  | Joe Flacco ('14)    | 344-554 | 62.0 | 3,986 | 27 | 12  | 91.0 |
| 3.  | Joe Flacco ('13)    | 362-614 | 59.0 | 3,912 | 19 | 22  | 73.1 |
| 4.  | Joe Flacco ('12)    | 317-531 | 59.7 | 3,817 | 22 | 10  | 87.7 |
| 5.  | Joe Flacco ('10)    | 306-489 | 62.6 | 3,622 | 25 | 10  | 93.6 |

## JUST-WIN JOE

• **QB Joe Flacco's** 88 total wins (including playoffs) rank third among active starting NFL quarterbacks since Flacco entered the league in 2008.

• Flacco has 48 career regular season wins at home, third most among starting QBs since Flacco entered the NFL in 2008 (Tom Brady - 52 & Aaron Rodgers - 49).

• Baltimore is 35-6 when Flacco posts at least a 100.0 QB rating. Baltimore is 21-3 when he is 110.0 or better.

• Flacco's 72 regular season victories from 2008-14 are the most by a starting QB in the *first seven* seasons of a career in NFL history. His 75 wins through *eight* seasons (2008-15) stand as the fifth most all time (see chart right).

### MOST TOTAL WINS BY QBs (Includes Playoffs / Since 2008)

| Rk. | Player             | Record |
|-----|--------------------|--------|
| 1.  | Tom Brady          | 96-33  |
| 2.  | Aaron Rodgers      | 90-47  |
| 3.  | Joe Flacco         | 88-55  |
| 4.  | Drew Brees         | 84-55  |
|     | Ben Roethlisberger | 84-46  |

### MOST REGULAR SEASON WINS BY QUARTERBACKS

(First Seven Seasons / NFL History)

| Rk. | Player                       | Wins |
|-----|------------------------------|------|
| 1.  | Joe Flacco (2008-14)         | 72   |
| 2.  | Tom Brady (2000-06)          | 70   |
| 3.  | Ben Roethlisberger (2004-10) | 69   |

### MOST REGULAR SEASON WINS BY QUARTERBACKS

(First Eight Seasons / NFL History)

| Rk. | Player                       | Wins |
|-----|------------------------------|------|
| 1.  | Tom Brady (2000-07)          | 86   |
| 2.  | Ben Roethlisberger (2004-11) | 80   |
|     | Peyton Manning (1998-2005)   | 80   |
| 4.  | Jim Kelly (1986-93)          | 76   |
| 5.  | Joe Flacco (2008-15)         | 75   |

## PLAYOFF PERFECTION

Super Bowl XLVII MVP **QB Joe Flacco** was masterful during the Ravens' 2012 playoff run, completing 73 of 126 passes for 1,140 yards, 11 TDs and 0 INTs to produce a 117.2 passer rating. Flacco joined Hall of Fame QB Joe Montana (1989) as the only players to produce 11 TDs and 0 INTs during an NFL postseason.

### JOE FLACCO STATISTICS / 2012 PLAYOFFS

| Game (Opp./Rd.)             | Cmp-Att       | Pct.        | Yards        | TD        | INT      | Rate         |
|-----------------------------|---------------|-------------|--------------|-----------|----------|--------------|
| 1/06/13 vs. Ind. (WC)       | 12-23         | 52.2        | 282          | 2         | 0        | 125.6        |
| 1/12/13 at Den. (Div.)      | 18-34         | 52.9        | 331          | 3         | 0        | 116.2        |
| 1/20/13 at NE (AFC)         | 21-36         | 58.3        | 240          | 3         | 0        | 106.3        |
| 2/03/13 at SF (SB)          | 22-33         | 66.6        | 287          | 3         | 0        | 124.2        |
| <b>Totals (Record: 4-0)</b> | <b>73-126</b> | <b>57.9</b> | <b>1,140</b> | <b>11</b> | <b>0</b> | <b>117.2</b> |

### Flacco Quick Hits:

• In his final six games of 2012 (including playoffs and dating back to 12/23 of the regular season), Flacco was 102-of-170 for 1,483 yards, 13 TDs and 0 INTs, producing a 113.9 passer rating.

• Flacco, Joe Montana (1989) and Kurt Warner (2008) are the only QBs in NFL history to throw 11 TDs in a single postseason. Neither Flacco nor Montana threw an INT in their postseasons.

## POSTSEASON BESTS

### PASSING YARDS

(Single-Season Playoff History)

|    |                    |       |
|----|--------------------|-------|
| 1. | Eli Manning (2011) | 1,219 |
| 2. | Kurt Warner (2008) | 1,147 |
| 3. | Joe Flacco (2012)  | 1,140 |

### PASSING FIRST DOWNS

(Single-Season Playoff History)

|    |                       |    |
|----|-----------------------|----|
| 1. | Eli Manning (2011)    | 61 |
| 2. | Tom Brady (2014)      | 55 |
|    | Peyton Manning (2006) | 55 |
| 4. | Joe Flacco (2012)     | 53 |
|    | Aaron Rodgers (2010)  | 53 |

### PASSING TOUCHDOWNS

(Single-Season Playoff History)

|    |                    |    |
|----|--------------------|----|
| 1. | Joe Flacco (2012)  | 11 |
|    | Joe Montana (1989) | 11 |
|    | Kurt Warner (2008) | 11 |

### PASSER RATING (Min. 80 Att.)

(Single-Season Playoff History)

|    |                    |       |
|----|--------------------|-------|
| 1. | Joe Montana (1989) | 146.4 |
| 2. | Troy Aikman (1992) | 126.4 |
| 3. | Joe Flacco (2012)  | 117.2 |
|    | Steve Young (1994) | 117.2 |
| 5. | Joe Montana (1988) | 117.0 |

# RAVENS PLAYER NOTES

## JANUARY JOE



• In the Ravens' last 10 playoff games (since the 2010 season), Flacco is 196-of-327 for 2,563 yards, 24 TDs and 4 INTs (104.1 rating). He has led the Ravens to a 7-3 record in these contests.

• In Baltimore's last six playoff games (5-1 record), Flacco has thrown 17 TDs and 2 INTs. Completing 119 of 200 passes for 1,691 yards, he owns a magnificent 111.1 QB rating.

- Flacco has thrown at least 2 TDs in eight-straight playoff games, marking the longest streak in NFL postseason history.
- Flacco has 25-career postseason TD passes, tied (Brett Favre) for second most in a QB's first eight seasons. (Tom Brady is first - 26.)
- Flacco's streak of 197 passes without throwing an INT in the postseason (from 1/22/12 to 1/10/15) is the second longest in NFL playoff history (Drew Brees, 226). Joe Montana (179 from 1989-91) and Steve Young (173 from 1994-96) are third and fourth, respectively.
- Among active QBs, Flacco's 25 playoff TD passes rank fourth most (Tom Brady - 56, Peyton Manning - 40 & Aaron Rodgers - 27).
- Flacco's 3,223 career passing yards in the playoffs rank sixth most among active quarterbacks.
- Flacco's 10 career playoff victories are the most among NFL quarterbacks since he entered the league in 2008.
- Flacco has seven career road wins in the playoffs (including two apiece in each of the 2008 and 2012 campaigns), ranking as the most by a QB in league history (Eli Manning is next with five).

### PLAYOFF WINS (By QBs / Since 2008)

1. Joe Flacco . . . . . 10
2. Tom Brady . . . . . 8
3. Peyton Manning . . . . . 7
- Aaron Rodgers . . . . . 7
- Russell Wilson . . . . . 7

### ROAD PLAYOFF WINS (By QBs / NFL History)

1. Joe Flacco . . . . . 7
2. Eli Manning . . . . . 5
3. L. Dawson, J. Delhomme . . . 4
- A. Rodgers, B. Roethlisberger . . 4
- M. Sanchez, R. Staubach . . . 4

## FLACCO SPLITS

With 300 passing yards . . . . . 17-11  
 With 3-or-more TD passes . . . . . 11-3  
 When not throwing an INT . . . . . 48-12  
 With at least 4 comps. of 25+ yards . . . 9-4  
 With at least a 100 QB rating . . . . . 35-6  
 With at least a 110 QB rating . . . . . 21-3  
 When not sacked . . . . . 14-6  
 Playing in < 40 degree weather . . . 10-5  
 On Turf . . . . . 54-29

On Grass . . . . . 24-21  
 vs. AFC North . . . . . 29-17  
 vs. AFC . . . . . 58-37  
 vs. NFC . . . . . 20-13  
 In September . . . . . 20-10  
 In October . . . . . 14-18  
 In November . . . . . 24-10  
 In December/January . . . . . 20-12  
 In season's final four games . . . . . 19-9

## FLACCO IS THE FASTEST

**QB Joe Flacco** threw 5 TD passes in the 2014, 48-17 win at TB, becoming the fastest QB since the 1970 AFL-NFL merger to reach the 5-passing TD mark in a game. (Source: Elias SB)

### FASTEST QBs TO REACH 5 TDs IN GAME / SINCE 1970 MERGER

| Quarterback               | Time         | Date/Game             |
|---------------------------|--------------|-----------------------|
| <b>Joe Flacco (Bal.)</b>  | <b>16:03</b> | <b>10/12/14 at TB</b> |
| Ben Roethlisberger (Pit.) | 28:09        | 11/5/07 vs. Bal.      |
| Donovan McNabb (Phi.)     | 28:12        | 12/5/04 vs. GB        |
| Tommy Kramer (Min.)       | 28:55        | 9/28/86 vs. GB        |
| Peyton Manning (Ind.)     | 29:03        | 9/26/04 vs. GB        |

### More about the 5-TD performance at Tampa Bay:

• Flacco's 5 total passing TDs tie (Tony Banks, 9/10/00 vs. Jax) for the most in Ravens single-game history. Flacco's 149.7 passer rating set a franchise record, as he was 21-of-28 (75.0%) for 306 yards and 0 INTs.

## 21 STRAIGHT FOR JOE

In Week 3 at Jax., **QB Joe Flacco** set a team record with 21-consecutive completions, 1 shy of the NFL single-game record.

### MOST CONSECUTIVE COMPLETIONS / NFL SINGLE-GAME HISTORY

- 22 . . . Mark Brunell (Was.) vs. Houston on 9/24/06  
 22 . . . David Carr (Hou.) vs. Buffalo on 11/19/06  
**21 . . . Joe Flacco (Bal.) at Jacksonville on 9/25/16**  
 21 . . . Rich Gannon (Oak.) vs. Denver on 11/11/02  
 21 . . . Eli Manning (NYG) at New Orleans on 11/28/11

## GAME-WINNING DRIVES: 26 (24 REGULAR SEASON & 2 PLAYOFFS)

### GAME-WINNING DRIVES IN FOURTH QUARTER OR OVERTIME (26 TOTAL)

| Date/Opp.               | Drive Length               | Scoring Play                            | Time Left   | Score               |
|-------------------------|----------------------------|---|-------------|---------------------|
| 11/02/08 at Cle.        | 5 plays, 59 yards in 1:54  | Stover 22-yard field goal               | 5:36        | 30-27               |
| 01/10/09 at Ten. (Div.) | 9 plays, 51 yards in 3:30  | Stover 43-yard field goal               | 0:53        | 13-10               |
| 09/13/09 vs. KC         | 8 plays, 74 yards in 3:15  | Clayton 31-yard pass from Flacco        | 2:06        | 38-24               |
| 11/29/09 vs. Pit.       | 6 plays, 17 yards in 3:23  | Cundiff 29-yard field goal              | 6:42 (OT)   | 20-17               |
| 09/26/10 vs. Cle.       | 10 plays, 69 yards in 5:41 | Boldin 27-yard pass from Flacco         | 9:13        | 21-17               |
| 10/03/10 at Pit.        | 4 plays, 40 yards in 0:36  | Houshmandzadeh 18-yard pass from Flacco | 0:32        | 17-14               |
| 10/24/10 vs. Buf.       | 4 plays, 9 yards in 1:58   | Cundiff 38-yard field goal              | 10:54 (OT)  | 37-34               |
| 12/19/10 vs. NO         | 5 plays, 66 yards in 1:31  | Cundiff 32-yard field goal              | 10:03       | 27-24 (30-24 final) |
| 10/30/11 vs. Ari.       | 5 plays, 37 yards in 0:52  | Cundiff 25-yard field goal              | 0:00        | 30-27               |
| 11/06/11 at Pit.        | 13 plays, 92 yards in 2:16 | T. Smith 26-yard pass from Flacco       | 0:08        | 23-20               |
| 11/24/11 vs. SF         | 16 plays, 76 yards in 7:34 | Pitta 8-yard pass from Flacco           | 14:56       | 13-6 (16-6 final)   |
| 09/23/12 vs. NE         | 7 plays, 70 yards in 1:55  | Tucker 27-yard field goal               | 0:00        | 31-30               |
| 11/04/12 at Cle.        | 9 plays, 81 yards in 4:22  | T. Smith 19-yard pass from Flacco       | 4:26        | 22-15 (25-15 final) |
| 11/25/12 at SD          | 12 plays, 40 yards in 3:09 | Tucker 38-yard field goal               | 0:00        | 13-13               |
|                         | 12 plays, 69 yards in 3:49 | Tucker 38-yard field goal               | 1:07 (OT)   | 16-13               |
| 01/12/13 at Den. (Div.) | 3 plays, 77 yards in :38   | J. Jones 70-yard pass from Flacco       | 0:31        | 35-35               |
|                         | 6 plays, 16 yards in 2:33  | Tucker 47-yard field goal               | 13:18 (2OT) | 38-35               |
| 10/06/13 at Mia.        | 7 plays, 34 yards in 2:25  | Tucker 44-yard field goal               | 1:42        | 26-23               |
| 11/10/13 vs. Cin.       | 8 plays, 28 yards in 4:34  | Tucker 46-yard field goal               | 5:27 (OT)   | 20-17               |
| 12/08/13 vs. Min.       | 5 plays, 80 yards in 0:41  | M. Brown 9-yard pass from Flacco        | 0:04        | 29-26               |
| 12/16/13 at Det.        | 7 plays, 24 yards in 1:43  | Tucker 61-yard field goal               | 0:38        | 18-16               |
| 09/21/14 at Cle.        | 6 plays, 37 yards in 1:58  | Tucker 32-yard field goal               | 0:00        | 23-21               |
| 12/28/14 vs. Cle.       | 2 plays, 69 yards in :50   | T. Smith 16-yard pass from Flacco       | 7:33        | 13-10 (20-10 final) |
| 10/01/15 at Pit.        | 7 plays, 45 yards in :58   | J. Tucker 42-yard field goal            | 0:03        | 20-20               |
|                         | 8 plays, 32 yards in 4:33  | J. Tucker 52-yard field goal            | 5:08 (OT)   | 23-20               |
| 11/01/15 vs. SD         | 9 plays, 59 yards in 2:27  | J. Tucker 39-yard field goal            | 0:00        | 29-26               |
| 11/22/15 vs. STL        | 5 plays, 12 yards in :54   | J. Tucker 47-yard field goal            | 0:00        | 16-13               |
| 09/18/16 at Cle.        | 5 plays, 27 yards in 2:35  | J. Tucker 49-yard field goal            | 11:19       | 22-20 (25-20 final) |
| 09/25/16 at Jax.        | 8 plays, 22 yards in 1:57  | J. Tucker 54-yard field goal            | 1:02        | 19-17               |

# RAVENS PLAYER NOTES

## AN ALL-TIME GREAT



The five-time Pro Bowler owns eight 1,000-yard receiving campaigns, tying (Brandon Marshall) for the NFL's most among active players. Additionally, Smith Sr. ranks ninth in NFL history with 14,242 receiving yards, while his 988 receptions stand 14th, just 12 behind Hines Ward (1,000).

### MULTIPLE SEASONS WITH 1,000 RECEIVING YARDS (Active NFL Wide Receivers)

| Rk. | Player (Team)           | Seasons |
|-----|-------------------------|---------|
| 1.  | Steve Smith Sr. (Bal.)  | 8       |
|     | Brandon Marshall (NYJ)  | 8       |
| 3.  | Anquan Boldin (Det.)    | 7       |
|     | Larry Fitzgerald (Ari.) | 7       |
|     | Andre Johnson (Ten.)    | 7       |
| 7.  | Marques Colston (FA)    | 6       |
|     | Roddy White (FA)        | 6       |

## ALL-TIME NFL RECEIVING YARDS

| Rk. | Player (Years)                   | Rec.       | Yards         | Avg.        | LG         | TDs       |
|-----|----------------------------------|------------|---------------|-------------|------------|-----------|
| 1.  | Jerry Rice (1985-2004)           | 1,549      | 22,895        | 14.8        | 96t        | 197       |
| 2.  | Terrell Owens (1996-2010)        | 1,078      | 15,934        | 14.8        | 98t        | 153       |
| 3.  | Randy Moss (1998-2012)           | 982        | 15,292        | 15.6        | 82t        | 156       |
| 4.  | Isaac Bruce (1994-2009)          | 1,024      | 15,208        | 14.9        | 80t        | 91        |
| 5.  | Tony Gonzalez (1997-2013)        | 1,325      | 15,127        | 11.4        | 73t        | 111       |
| 6.  | Tim Brown (1988-2004)            | 1,094      | 14,934        | 13.7        | 80t        | 100       |
| 7.  | Marvin Harrison (1996-2008)      | 1,102      | 14,580        | 13.2        | 80t        | 128       |
| 8.  | Reggie Wayne (2001-14)           | 1,070      | 14,345        | 13.4        | 80         | 82        |
| 9.  | <b>Steve Smith Sr. (2001-16)</b> | <b>988</b> | <b>14,242</b> | <b>14.4</b> | <b>80t</b> | <b>77</b> |
| 10. | Andre Johnson (2003-16)          | 1,062      | 14,185        | 13.4        | 77t        | 70        |
| 11. | James Lofton (1978-93)           | 764        | 14,004        | 18.3        | 80t        | 75        |

## STEVE'S 100s

WR Steve Smith Sr. ties for second among active WRs and is tied for fourth in NFL history with 51-career 100-yard receiving games. Smith Sr. also ranks second (with 8 such games) in Ravens history.

### CAREER 100-YARD RECEIVING GAMES / NFL HISTORY

| Rk. | Player (Career)                  | Total                    |
|-----|----------------------------------|--------------------------|
| 1.  | Jerry Rice (1985-2006)           | 76                       |
| 2.  | Randy Moss (1998-2010, 2012)     | 64                       |
| 3.  | Marvin Harrison (1996-2008)      | 59                       |
| 4.  | <b>Steve Smith Sr. (2001-16)</b> | <b>51 (8 as a Raven)</b> |
|     | Andre Johnson (2003-16)          | 51                       |
|     | Terrell Owens (1996-2011)        | 51                       |
| 7.  | Don Maynard (1958-73)            | 50                       |
| 8.  | Torry Holt (1999-2009)           | 47                       |
|     | Michael Irvin (1988-99)          | 47                       |
| 10. | Calvin Johnson (2007-15)         | 46                       |
| 13. | Brandon Marshall (2006-16)       | 46                       |
|     | Jimmy Smith (1992-2005)          | 46                       |
| 12. | Isaac Bruce (1994-2009)          | 45                       |

## ALL-TIME NFL COMBINED YARDS

WR Steve Smith Sr. ranks seventh on the NFL's all-time combined yards chart with 18,691 (14,242 receiving; 2,371 KOR; 1,684 PR; 387 rushing and 7 fumble recovery yards). Here are the Top 8:

|                   |        |                        |        |
|-------------------|--------|------------------------|--------|
| 1. Jerry Rice     | 23,546 | 5. Tim Brown           | 19,682 |
| 2. Brian Mitchell | 23,330 | 6. Marshall Faulk      | 19,190 |
| 3. Walter Payton  | 21,803 | 7. Steve Smith Sr.     | 18,691 |
| 4. Emmitt Smith   | 21,583 | 8. LaDainian Tomlinson | 18,456 |

## BIG-PLAY PERFORMER

WR Steve Smith Sr. leads all active NFL passing targets with 137-career 25-plus-yard catches. Smith Sr. bodes well in that category over the past 22 years, too, tying for third. With his 52-yard TD reception this year in Week 4 vs. Oakland, he reached 32-career catches of 50-plus yards, second most (DeSean Jackson, 33) among active players. Of Smith Sr.'s 32, 20 have produced TDs.

### 25-PLUS-YARD RECEPTIONS LEADERS

| (Active NFL WRs) |                  | 25+ Rec. | (NFL WRs / Since 1995) |                 | 25+ Rec. |
|------------------|------------------|----------|------------------------|-----------------|----------|
| Rk.              | Players          |          | Rk.                    | Players         |          |
| 1.               | Steve Smith Sr.  | 137      | 1.                     | Randy Moss      | 161      |
| 2.               | Anquan Boldin    | 108      | 2.                     | Terrell Owens   | 158      |
|                  | Andre Johnson    | 108      | 3.                     | Steve Smith Sr. | 137      |
| 4.               | Larry Fitzgerald | 107      |                        | Isaac Bruce     | 137      |
| 5.               | DeSean Jackson   | 105      | 5.                     | Marvin Harrison | 134      |

## RECORD-SETTING DAYS

### MOST RECEIVING YARDS / RAVENS SINGLE GAMES

| Yds. | Player/Game, Date (Catches)                  |
|------|--|
| 258  | Qadry Ismail @ Pit., 12/12/99 (6 rec.)       |
| 198  | Derrick Alexander vs. Pit., 12/1/96 (7 rec.) |
| 186  | Steve Smith Sr. vs. Cin., 9/27/15 (13 rec.)  |

### SMITH SR.'S SINGLE-GAME CAREER HIGHS

Catches —  
14 at Chi. on 11/20/05  
13 vs. Cin. on 9/27/15  
11 twice, last 10/30/05

### MOST RECEPTIONS / RAVENS SINGLE GAMES

| Rec. | Player/Game, Date (Yards)                     |
|------|---|
| 13   | Steve Smith Sr. vs. Cin., 9/27/15 (186 yards) |
| 13   | Priest Holmes vs. Ten., 10/11/98 (98 yards)   |
| 12   | Javorius Allen at Mia., 12/6/15 (107 yards)   |

Receiving Yards —  
201 vs. Min. on 10/30/05  
189 at Bal. on 10/15/06  
186 vs. Cin. on 9/27/15

## DUAL DAYS OF 10/150

In Weeks 2-3 of 2015, WR Steve Smith Sr. had back-to-back games with at least 10 catches & 150 receiving yards. On 9/27 vs. Cincy, he produced 186 yards and 2 TDs on 13 catches. The previous week (9/20), he posted 10 receptions for 150 yards at Oakland. Smith Sr. is one of six players in the Super Bowl Era with least 10 catches and 150 receiving yards in back-to-back contests in a single season.

### CONSECUTIVE GAMES WITH AT LEAST 10 CATCHES & 150 RECEIVING YARDS (Super Bowl Era)

| Games | Name (Team)             | Year | Dates         |
|-------|-------------------------|------|---------------|
| 2     | Steve Smith Sr. (Bal.)  | 2015 | 9/20 & 9/27   |
| 2     | Julio Jones (Atl.)      | 2014 | 11/30 & 12/8  |
| 2     | Josh Gordon (Cle.)      | 2013 | 11/24 & 12/1  |
| 2     | Brandon Marshall (Chi.) | 2012 | 12/2 & 12/9   |
| 2     | Drew Bennett (Ten.)     | 2004 | 12/13 & 12/19 |
| 2     | Jerry Rice (SF)         | 1995 | 12/18 & 12/24 |

## ACTIVE BESTS

### ACTIVE NFL TOUCHDOWN LEADERS

| Rk. | Player                  | Total TD |
|-----|-------------------------|----------|
| 1.  | Antonio Gates (SD)      | 106      |
| 2.  | Larry Fitzgerald (Ari.) | 103      |
| 3.  | Adrian Peterson (Min.)  | 102      |
| 4.  | Frank Gore (Ind.)       | 86       |
| 5.  | Steve Smith Sr. (Bal.)  | 85       |

### ACTIVE PLAYERS: CONSEC. GAMES W/ A CATCH STREAK


| Games | Player                  |
|-------|-------------------------|
| 185   | Larry Fitzgerald (Ari.) |
| 150   | Brandon Marshall (NYJ)  |
| 134   | Steve Smith Sr. (Bal.)  |
| 125   | Jason Witten (Dal.)     |
| 109   | Pierre Garçon (Was.)    |

- ✓ WR Steve Smith Sr. and 2015 Hall of Fame inductee Tim Brown are the only players in NFL history to eclipse 13,000 receiving yards & 4,000 return yards.
- ✓ Smith Sr. and Brown are also the only players ever to post 900 catches and score a rushing, receiving, PR & KOR TD.

# RAVENS PLAYER NOTES



## SUGGS SIZZLES



**OLB Terrell Suggs**, the 2011 Defensive Player of the Year and Ravens' all-time sacks leader (111.5), has tallied 5 sacks this season (tied for sixth in the NFL). Suggs, who ranks No. 2 in career Ravens tackles (842), missed 15 games in 2015 with an Achilles tear suffered in Week 1 at Denver.

### RAVENS ALL-TIME SACKS / CAREER LEADERS

| Rk. | Player (Years)                 | Sacks        |
|-----|--------------------------------|--------------|
| 1.  | <b>Terrell Suggs (2003-16)</b> | <b>111.5</b> |
| 2.  | Peter Boulware (1997-2005)     | 70.0         |
| 3.  | Michael McCrary (1997-2002)    | 51.0         |
| 4.  | Ray Lewis (1996-2012)          | 41.5         |
| 5.  | Adalius Thomas (2000-06)       | 38.5         |

### RAVENS ALL-TIME TACKLES / CAREER LEADERS

| Rk. | Player (Years)                 | Tackles    |
|-----|--------------------------------|------------|
| 1.  | Ray Lewis (1996-2012)          | 2,643      |
| 2.  | <b>Terrell Suggs (2003-16)</b> | <b>842</b> |
| 3.  | Kelly Gregg (2001-10)          | 721        |
| 4.  | Ed Reed (2002-12)              | 661        |
| 5.  | Haloti Ngata (2006-14)         | 528        |

### SUGGS' CAREER SACKS (Most vs. a Single Team)

1. Cleveland Browns . . . . . 16
2. Pittsburgh Steelers. . . . . 14.5
3. Cincinnati Bengals . . . . . 8.5
4. Miami Dolphins . . . . . 8.5

Note: Including playoffs, Suggs has totaled 19.5 sacks vs. Pittsburgh.

### 2016 NFL SACKS LEADERS

1. Lorenzo Alexander (Buf.) . . . . . 8
2. Von Miller (Den.) . . . . . 7.5
3. Brian Orakpo (Ten.) . . . . . 7
4. Markus Golden (Ari.) . . . . . 6
5. Willie Young (Chi.) . . . . . 6
6. **Terrell Suggs (Bal.) . . . . . 5**
- Three Other Players . . . . . 5



## AN ELITE GROUP

**OLB Terrell Suggs'** 111.5 career sacks rank fifth among active players, as do his 797 yards lost. Suggs had a team-, career- and AFC-high 14 sacks in 2011. He posted 10 QB drops during the 2013 campaign, had 12 in 2014 and owns 5 sacks this season.

### NFL SACKS LEADERS / ACTIVE PLAYERS

| Rk. | Player                       | Sacks        | Yards        |
|-----|------------------------------|--------------|--------------|
| 1.  | Julius Peppers (GB)          | 138.5        | 841.5        |
| 2.  | DeMarcus Ware (Den.)         | 136.5        | 874.0        |
| 3.  | Dwight Freeney (Atl.)        | 122.5        | 922.5        |
| 4.  | Robert Mathis (Ind.)         | 119.0        | 837.5        |
| 5.  | <b>Terrell Suggs (Bal.)</b>  | <b>111.5</b> | <b>797.0</b> |
| 6.  | Mario Williams (Mia.)        | 97.0         | 556.5        |
| 7.  | <b>Elvis Dumervil (Bal.)</b> | <b>96.0</b>  | <b>613.0</b> |
| 8.  | Trent Cole (Ind.)            | 88.5         | 687.5        |
| 9.  | Tamba Hali (KC)              | 87.0         | 572.5        |

### Suggs Quick Hits:

- The Ravens are 64-27 all time when Suggs records at least a half-sack. Baltimore is 16-1 when he tallies 2-or-more sacks and 5-0 when he posts 3 sacks.
- Suggs had 12 sacks in 2014, 1 of which produced a safety in the Week 7 win over Atlanta. Suggs' safety is the eighth in franchise history and first since 2008.

### RAVENS FORCED FUMBLES (Career Leaders)

1. **Terrell Suggs . . . . . 29**
2. Ray Lewis . . . . . 20
3. Adalius Thomas . . . . . 15

### RAVENS FUMBLE RECOVERIES (Career Leaders)

1. Ray Lewis . . . . . 20
2. **Terrell Suggs . . . . . 13**
3. Ed Reed . . . . . 10



## SACKS OF DOOM



Five-time Pro Bowler **OLB Elvis Dumervil**, who has missed four games with a foot injury this season, has totaled 378 tackles (264 solo), 96 sacks, 22 FFs, 12 FRs, 1 INT and 16 passes defended during his standout career. He had a team-high (and single-season franchise record) 17 QB drops in 2014 and owned a team-best 6 sacks in 2015 (with both campaigns yielding Pro Bowl selections). Since entering the NFL in 2006, Doom's 96 sacks ranks fourth among active players.

### NFL SACKS LEADERS / SINCE 2006 / ACTIVE PLAYERS

| Rk. | Player                       | Sacks       | Yards        |
|-----|------------------------------|-------------|--------------|
| 1.  | DeMarcus Ware (Den.)         | 128.5       | 827.0        |
| 2.  | Julius Peppers (GB)          | 98.0        | 592.0        |
|     | Mario Williams (Mia.)        | 97.0        | 556.5        |
| 4.  | <b>Elvis Dumervil (Bal.)</b> | <b>96.0</b> | <b>613.0</b> |



## ELVIS HEADLINES

In 2014, Ravens **OLB Elvis Dumervil** tied a career high (from 2009), ranking third in the NFL in sacks (17, see chart below). He also set the Ravens' single-season record with that figure and ranked second in the league with -127.5 sack yards. Over the past four years (since joining the Ravens), Doom has registered 32.5 QB drops, a mark that ties (Cameron Jordan) for ninth in the NFL.

### NFL SACKS LEADERS (2014 Season)

1. Justin Houston . . . . . 22
2. J.J. Watt . . . . . 20.5
3. **Elvis Dumervil . . . . . 17**
4. Connor Barwin . . . . . 14.5
- Mario Williams . . . . . 14.5

### RAVENS SACKS LEADERS (Single-Season Records)

1. **Elvis Dumervil (2014) . . . . . 17**
2. Peter Boulware (2001) . . . . . 15
3. Michael McCrary (1998) . . . . . 14.5
4. **Terrell Suggs (2011) . . . . . 14**
5. Trevor Pryce (2006) . . . . . 13
6. **Terrell Suggs (2014, 2003) . . . . . 12**



## DOOM'S DUAL SACKS

Though he missed 2010 due to injury (torn pectoral), **OLB Elvis Dumervil's** 31 games with at least 1.5 sacks tie (DeMarcus Ware) for the NFL's most since 2006. "Doom" had seven such games in 2014, and in 2015, he had two such performances, including his 1.5-sack effort on Monday night (11/30) at Cleveland.

### MULTIPLE-SACK (1.5 OR MORE) GAMES (Active Players Since 2006)

| Rk. | Player                       | Multiple Sack Games |
|-----|------------------------------|---------------------|
| 1.  | <b>Elvis Dumervil (Bal.)</b> | <b>31</b>           |
|     | DeMarcus Ware (Den.)         | 31                  |
| 3.  | Robert Mathis (Ind.)         | 25                  |
|     | Julius Peppers (GB)          | 25                  |
| 5.  | J.J. Watt (Hou.)             | 24                  |



## BALTIMORE BOOKENDS

In 2014, **OLB Elvis Dumervil** (17) and **OLB Terrell Suggs** (12) combined to produce the most sacks (29) among any NFL duo. Dumervil's 17 ranked as the league's third most, while Suggs produced his sixth-career double-digit sack campaign.

### NFL'S TOP SACK DUOS / 2014 SEASON

| Rk. | Team | Player (Sacks)             | Player (Sacks)            | Cmb. Sacks  |
|-----|------|----------------------------|---------------------------|-------------|
| 1.  | Bal. | <b>Elvis Dumervil (17)</b> | <b>Terrell Suggs (12)</b> | <b>29.0</b> |
| 2.  | Buf. | Mario Williams (14.5)      | Marcell Dareus (10)       | 24.5        |
| 3.  | Den. | Von Miller (14)            | DeMarcus Ware (10)        | 24.0        |

# RAVENS PLAYER NOTES

## MASTERFUL MOSLEY



**LB C.J. Mosley**, Baltimore's 2014 first-round draft choice (17th overall) who earned Pro Bowl honors as a rookie, has produced the NFL's sixth-most total tackles (274) over the past three seasons. In 2015, he tallied 116 stops, which were second on the team, only to LB Daryl Smith's 121.

### Mosley Quick Hits:

- ✓ Mosley and Luke Kuechly are the only NFL defenders to tally at least 250 tackles, 5 sacks and 5 INTs since 2014. (Mosley has 274, 7 and 5, respectively.)
- ✓ He was the NFL's only player to post at least 125 tackles, 3 sacks and 2 INTs during the 2014 season, when he finished second to Rams DT Aaron Donald in the 2014 AP NFL Defensive Rookie of the Year voting.
- ✓ Mosley (2014), Daryl Smith (2013) & Ray Lewis (1998, 1999, 2000 & 2001) are the only Raven defenders to register at least 115 tackles, 3 sacks and 2 INTs in a season.
- ✓ Mosley is the first-ever Ravens' rookie to earn Pro Bowl honors (2014).
- ✓ Mosley ranks first in the NFL in INTs by a linebacker in 2016, producing 3 thefts through the Ravens' first six games.

| NFL'S TOTAL TACKLES<br>(Since 2014)    |            |
|--|------------|
| 1. Luke Kuechly (Car.) . . . . .       | 339        |
| 2. D'Qwell Jackson (Ind.) . . . . .    | 324        |
| 3. Lavonte David (TB) . . . . .        | 319        |
| 4. Lawrence Timmons (Pit.) . . . . .   | 288        |
| 5. Preston Brown (Buf.) . . . . .      | 278        |
| <b>6. C.J. Mosley (Bal.) . . . . .</b> | <b>274</b> |
| 7. Telvin Smith (Jax.) . . . . .       | 267        |
| 8. Reshad Jones (Mia.) . . . . .       | 265        |
| 9. K.J. Wright (Sea.) . . . . .        | 264        |
| 10. Bobby Wagner (Sea.) . . . . .      | 262        |

## BIG-PLAY 'BACKER

In 2015's Week 3 battle vs. Cincy, **LB C.J. Mosley** scored the first TD of his career, returning a fumble 41 yards for a score. The FR-TD marked the third-longest fumble return in team history.

### LONGEST FUMBLE RECOVERIES / RAVENS HISTORY

| Player (Game)                         | Distance   |
|---------------------------------------|------------|
| Kelly Gregg (9/17/06 vs. Oak.)        | 59         |
| Adalius Thomas (11/26/06 vs. Pit.)    | 57t        |
| <b>C.J. Mosley (9/27/15 vs. Cin.)</b> | <b>41t</b> |

## TIMMY TAKES OFF



Third-year **DT Timmy Jernigan** has been a force in the trenches for Baltimore this season. Jernigan has posted 3 sacks in six games, with his 3 QB drops tying (three players) for the NFL's third most among defensive tackles. Jernigan's 6 tackles for loss this season also tie (Geno Atkins) for No. 2 among all defensive tackles, while his 2 passes defensed also tie (several players) for the NFL's third most among DTs.

### SACKS / NFL DTs (2016 Season)

1. Fletcher Cox (Phi.) . . . . . 4
2. Nick Fairley (NO) . . . . . 3.5
- 3. Timmy Jernigan (Bal.) . . . . . 3**
- Jurrell Casey (Ten.) . . . . . 3
- Aaron Donald (LA) . . . . . 3
- Linval Joseph (Min.) . . . . . 3

### TACKLES FOR LOSS / NFL DTs (2016 Season)

1. Aaron Donald (LA) . . . . . 8
- 2. Timmy Jernigan (Bal.) . . . . . 6**
- Geno Atkins (Cin.) . . . . . 6
4. Alan Branch (NE) . . . . . 5
- Kawann Short (Car.) . . . . . 5
6. Eight Players . . . . . 4

### Ravens defensive coordinator Dean Pees on Jernigan:

- "Timmy is playing at a high level. He plays with a lot of energy. I love his attitude. I love the way he plays. He's a true Raven defensive player. I think he's playing at a high level, and I hope he stays there."

## CAUGHT IN HIS WEBB



Since his team-leading and then-career-high 20 PD in 2011 (tied for fourth most in the NFL that season), **CB Lardarius Webb** ranks No. 6 in the league with 68 pass breakups. In 2016, Webb makes the move from CB to safety, which is the primary position he played during college.

### NFL'S PASSES DEFENSED (2011 Season)

1. Brandon Browner (Sea.) 23
2. Tramon Williams (Cle.) . 22
3. Darrelle Revis (NYJ) . . . . 21
- 4. Lardarius Webb (Bal.) . . 20**
- Brandon Flowers (KC) . . 20
6. Joe Haden (Cle.) . . . . . 19

### NFL'S PASSES DEFENSED (2011-16)

1. Richard Sherman (Sea.) . 84
2. Johnathan Joseph (Hou.) . 79
3. Joe Haden (Cle.) . . . . . 77
4. Tramon Williams (Cle.) . . 73
5. Aqib Talib (Den.) . . . . . 72
- 6. Lardarius Webb (Bal.) . . 68**

## THE SECONDARY'S SERGEANT



In his 10th season, **S Eric Weddle's** 20-career INTs rank seventh (tied) among active safeties. In Week 2 at Cleveland, he reeled in the 20th theft of his career and first as a Raven. The three-time Pro Bowler has posted 842 tackles, 75 PD, 6.5 sacks (-31.5 yards), 6 FFs and 4 FRs during his career.

### NFL INTERCEPTIONS LEADERS / ACTIVE NFL SAFETIES

| Rk.       | Player                    | INTs      | Yards      | TDs      |
|-----------|---------------------------|-----------|------------|----------|
| 1.        | DeAngelo Hall (Was.)      | 43        | 838        | 5        |
| 2.        | Reggie Nelson (Oak.)      | 31        | 421        | 1        |
| 3.        | Michael Griffin (Car.)    | 25        | 328        | 1        |
| 4.        | Mike Adams (Ind.)         | 23        | 228        | 2        |
|           | Jairus Byrd (NO)          | 23        | 433        | 2        |
|           | Earl Thomas (Sea.)        | 23        | 295        | 1        |
| <b>7.</b> | <b>Eric Weddle (Bal.)</b> | <b>20</b> | <b>290</b> | <b>3</b> |
|           | Glover Quin (Det.)        | 20        | 285        | 1        |

### Weddle is Durable:

- ✓ Eric Weddle made 86-straight starts (2010-15) for the Chargers and started 16 games six times (2008, 2010-14) during nine years in SD.

## PITTA'S PRIME PRODUCTION



**TE Dennis Pitta**, who has twice overcome breaking/dislocating his hip and, at times, thought he would never play again, is back for the Ravens after not seeing game action in almost two years. Entering Week 7, he ranks No. 2 in the NFL in catches by a TE (34), while he ties for sixth in receiving yards (295).

### RECEPTIONS / NFL TEs (2016 Season)

1. Greg Olsen (Car.) . . . . . 39
- 2. Dennis Pitta (Bal.) . . . . 34**
3. Jordan Reed (Was.) . . . . 33
4. Zach Miller (Chi.) . . . . . 31
5. Jason Witten (Dal.) . . . . 28
6. Martellus Bennett (NE) . . 26
7. Travis Kelce (KC) . . . . . 25

### RECEIVING YARDS / NFL TEs (2016 Season)

1. Greg Olsen (Car.) . . . . . 610
2. Martellus Bennett (NE) . . . 362
3. Jimmy Graham (Sea.) . . . . 355
4. Jordan Reed (Was.) . . . . . 316
5. Hunter Henry (SD) . . . . . 310
- 6. Dennis Pitta (Bal.) . . . . 295**
- Gary Barnidge (Cle.) . . . . 295

### Pitta Quick Hits:

- In Week 2's win at Cleveland, Pitta had the eighth 100-yard receiving day by a Ravens' TE (102 yards on 9 catches) and second "100" of his career.
- This season, Pitta has converted 6 third-down catches into first downs, tying (Eric Ebron) for the fourth most among NFL tight ends.

# RAVENS PLAYER NOTES

## STANDING GUARD



The 2015 campaign marked the fifth-consecutive Pro Bowl invite for **G Marshal Yanda**. The 10-year veteran has played in 136 games (125 starts) during his career, ranking as the second-most games played among offensive linemen in Ravens history (Jonathan Ogden – 177). Prior to the 2015 campaign, Ravens' season ticket holders voted Yanda as one of the Top 10 players in the franchise's 20-year existence.

### MOST PRO BOWLS / ACTIVE NFL OFFENSIVE LINEMEN

| Rk. | Player (Team)                 | Pro Bowls |
|-----|-------------------------------|-----------|
| 1.  | T Joe Thomas (Cle.)           | 9         |
| 2.  | T Jason Peters (Phi.)         | 8         |
| 3.  | C Nick Mangold (NYJ)          | 7         |
| 4.  | G Jahri Evans (FA)            | 6         |
| 5.  | <b>G Marshal Yanda (Bal.)</b> | <b>5</b>  |
|     | T Joe Staley (SF)             | 5         |
|     | C Ryan Kalil (Car.)           | 5         |

## YANDA IN RARE COMPANY

**G Marshal Yanda's** five-career Pro Bowls tie (DT Haloti Ngata) for fifth in Ravens history. His five-straight All-Star nods also tie (T Joe Staley) for the NFL's third-longest streak among O-linemen.

### MOST PRO BOWLS (Ravens History)

|                      |          |
|----------------------|----------|
| Ray Lewis            | 13       |
| Jonathan Ogden       | 11       |
| Ed Reed              | 9        |
| Terrell Suggs        | 6        |
| <b>Marshal Yanda</b> | <b>5</b> |
| Haloti Ngata         | 5        |

### CONSECUTIVE PRO BOWLS (Active NFL Streaks/O-Linemen)

|                             |          |
|-----------------------------|----------|
| Joe Thomas (Cle.)           | 9        |
| Nick Mangold (NYJ)          | 7        |
| <b>Marshal Yanda (Bal.)</b> | <b>5</b> |
| Joe Staley (SF)             | 5        |
| Mike lupati (Ari.)          | 4        |
| Trent Williams (Was.)       | 4        |

## AIKEN'S REMARKABLE RUN



After **WR Steve Smith Sr.** (Achilles) was lost for the 2015 season on Nov. 1, **WR Kamar Aiken** posted at least 5 receptions in nine-straight games. Aiken's nine-consecutive five-catch games ranked as the NFL's third-longest streak to end 2015 and rank as the longest such streak in Ravens franchise history.

### CONSECUTIVE GAMES W/ AT LEAST 5 RECEPTIONS (Ravens History)

| Player             | Games    | Season      |
|--------------------|----------|-------------|
| <b>Kamar Aiken</b> | <b>9</b> | <b>2015</b> |
| Derrick Mason      | 8        | 2007        |
| Steve Smith Sr.    | 6        | 2014        |
| Ray Rice           | 6        | 2011        |
| Qadry Ismail       | 6        | 1999        |

### 2015 Aiken Quick Hits:

- ✓ Starting on Nov. 1 (final nine games of 2015), when **WR Steve Smith Sr.** (Achilles) was lost for the season, Kamar Aiken tallied 56 catches for 673 yards and 3 TDs, averaging an impressive 74.8 receiving yards per game.
- ✓ Aiken tallied team highs in catches (75), receiving yards (944) and TD catches (5) in 2015.

## B-DUBS DOMINATES AT DT



**DT Brandon Williams** has emerged as one of the NFL's most dominant D-linemen. Williams, who was a third-round pick in 2013, produced 35 solo tackles in 2015, ranking eighth most among NFL DTs. His 53 overall stops stood ninth in the league among interior D-linemen.

### TOTAL TACKLES / NFL DTS (2015 Season)

|                                   |           |
|-----------------------------------|-----------|
| 1. Aaron Donald (STL)             | 69        |
| 2. Ndamukong Suh (Mia.)           | 61        |
| 3. Quinton Dial (SF)              | 59        |
| 4. Jaye Howard (KC)               | 57        |
| 5. Linval Joseph (Min.)           | 56        |
| 6. Bennie Logan (Phi.)            | 55        |
| Kawann Short (Car.)               | 55        |
| 8. Jurrell Casey (Ten.)           | 54        |
| 9. <b>Brandon Williams (Bal.)</b> | <b>53</b> |

### SOLO TACKLES /NFL DTS (2015 Season)

|                                   |           |
|-----------------------------------|-----------|
| 1. Aaron Donald (STL)             | 44        |
| 2. Linval Joseph (Min.)           | 42        |
| 3. Bennie Logan (Phi.)            | 39        |
| Ndamukong Suh (Mia.)              | 39        |
| 5. Marcell Dareus (Buf.)          | 38        |
| 6. Jaye Howard (KC)               | 36        |
| Kawann Short (Car.)               | 36        |
| 8. <b>Brandon Williams (Bal.)</b> | <b>35</b> |
| 9. Jurrell Casey (Ten.)           | 34        |

- ✓ In 2015, Williams, Jurrell Casey, Kawann Short & Ndamukong Suh were the NFL's only DTs with least 30 solo tackles, 2 sacks & 2 passes defended in 2015. Williams set career highs with 9 tackles for loss, 2 sacks and 4 QB hits.

## NOTE THE B-DUB QUOTE

**CBS Sports' Pete Prisco** on ranking DT Brandon Williams the most underrated player in the NFL: "A year ago, I picked him as his *team's* most underrated player. But after an impressive 16 games in 2015, where he played as well as any nose [tackle] in the league, Williams shoots to the top overall honor. ... How he missed out on a Pro Bowl in 2015 is mystifying. It's tough for centers to move him in one-on-one situations, and he helps free up the linebackers to run to the football."

## THE RETURN SPECIALIST



On Sept. 5, the Ravens signed four-time Pro Bowler **RS/WR Devin Hester Sr.**, who has produced the most return TDs (20) in NFL history, to a one-year contract. Hester Sr., who is in his 11th season, is arguably the best return specialist in NFL history. Here are a few notes about his impressive career:

- ✓ He has posted the most return touchdowns (20) in NFL history.
- ✓ Hester Sr. has registered an NFL-record 14 punt return touchdowns, adding 5 kickoff return touchdowns and 1 missed field goal return touchdown (108 yards).
- ✓ Seeing action in 149 career games (47 starts), he has also tallied 255 receptions for 3,311 yards (13.0 avg.) and 16 touchdowns, also posting 116 rushing yards and one touchdown on 36 carries.
- ✓ Hester Sr.'s 12.0-yard career punt return average ranks sixth in NFL history, while his 3,580 punt return yards (on 299 returns) stand fourth. (Both marks rank best among active players.)
- ✓ For kickoff returns, Hester Sr. owns a 25.0-yard career average, gaining 7,126 yards (12th most in NFL history).
- ✓ In 2014 with Atlanta, he recorded 45 kickoff returns for 1,128 yards (25.1 avg.) and 18 punt returns for 240 yards (13.3 avg.) and 1 touchdown, en route to earning Pro Bowl honors.
- ✓ His four Pro Bowls occurred in 2006, 2007, 2010 and 2014. He was named to the All-Decade Team (2000s) by ESPN and *The AP*, and he has been tabbed All-Pro three times (2006, 2007 & 2010).

# RAVENS PLAYER NOTES

## SOARING WITH SAM



2015 Pro Bowler **Sam Koch** owns a 45.3 career gross average and 39.3 career net, both marks that rank first in Ravens history. In 2014, Koch posted a career-high and Ravens franchise-record 47.4-yard gross average and a 43.3-yard net average, shattering his previous personal bests.

### CAREER GROSS PUNTING AVG. (Ravens History)

| Rk. | Player          | Avg. |
|-----|-----------------|------|
| 1.  | Sam Koch        | 45.3 |
| 2.  | Greg Montgomery | 43.2 |
| 3.  | Dave Zastudil   | 41.6 |


### CAREER NET PUNTING AVG. (Ravens History)

| Rk. | Player          | Avg. |
|-----|-----------------|------|
| 1.  | Sam Koch        | 39.3 |
| 2.  | Greg Montgomery | 37.2 |
| 3.  | Kyle Richardson | 35.4 |

## THE PRO BOWL PUNTER



In his 10th season, **P Sam Koch** was finally named to his first Pro Bowl. In 2015, the standout punter's net average (42.9) ranked No. 2 in the NFL, while his gross average (46.7) was ninth. Koch also dominated the league in 2014, producing the NFL's No. 1 net (43.3) and No. 3 gross (47.4) averages.



### NET PUNTING AVERAGE (2015 Season)

| Rk. | Player        | Net Avg. |
|-----|---------------|----------|
| 1.  | Johnny Hekker | 43.7     |
| 2.  | Sam Koch      | 42.9     |
| 3.  | Chris Jones   | 42.5     |
| 4.  | Sam Martin    | 42.0     |

### GROSS PUNTING AVERAGE (2014 Season)

| Rk. | Player      | Gross Avg. |
|-----|-------------|------------|
| 1.  | Tress Way   | 47.5       |
|     | Bryan Anger | 47.5       |
| 3.  | Sam Koch    | 47.3       |

### NET PUNTING AVERAGE (2014 Season)

| Rk. | Player          | Net Avg. |
|-----|-----------------|----------|
| 1.  | Sam Koch        | 43.3*    |
| 2.  | Thomas Morstead | 42.9     |
| 3.  | Pat McAfee      | 42.8     |

\* 5th-best in NFL single-season history

## NOTE THE KOCH QUOTES

Ravens special teams coordinator/associate head coach Jerry Rosburg on **P Sam Koch's** innovative punting methods:

"He's a unique punter. He's changing the way the game is going to be played. It's remarkable to me that more have not necessarily followed the lead. Perhaps that's an indication of how difficult it is to do what he's doing, because you don't see much of it – even from the highly-skilled professionals that we see on a weekly basis."

**ESPN.com's Kevin Seifert** on Koch's arsenal of punts:

"Some are designed to hook toward the sideline with maximum hang time. Others use an intentionally low trajectory to aid coverage teams. He has a knuckler and one kick that drops, from the returner's perspective, roughly in the shape of the letter 'S.' He's debuted a "boomerang" punt that does just what you would imagine it might. Most, but not all, of these punts are intended to discourage a clean catch and minimize the return.

"It's not unusual for NFL punters to develop a "changeup" of sorts, but no one has ever had multiple options at the ready. ... The NFL changes every day, but there are only a few moments in each generation when it transforms. This is one of them. In plain sight, Sam Koch and the Ravens have introduced a new way to punt."

## INSIDE THE 20 SUCCESS

**P Sam Koch** is the Ravens' all-time leader in punts inside the 20 (currently has 289 during his career). In 2010, he posted a career-high 39 boots inside the 20, which were the NFL's second most and tied for eighth best all time in league history.

### PUNTS INSIDE THE 20 (Ravens History)

| Rk. | Player          | In 20 |
|-----|-----------------|-------|
| 1.  | Sam Koch        | 289   |
| 2.  | Kyle Richardson | 128   |
| 3.  | Dave Zastudil   | 89    |

### PUNTS INSIDE THE 20 (2010 NFL Season)

| Rk. | Player            | In 20 |
|-----|-------------------|-------|
| 1.  | Steve Weatherford | 42    |
| 2.  | Sam Koch          | 39    |
| 3.  | Andy Lee          | 34    |

### Koch Quick Hit:

• In 2010, Koch (39) tied (Kyle Richardson, 1999) for the most single-season punts inside the 20 in Ravens history.

## PIN 'EM DEEP

Since 2006, when he entered the league, **P Sam Koch's** 289 punts inside the 20 rank fourth in the NFL.

### NFL PUNTS INSIDE THE 20 / SINCE 2006

| Rk. | Player               | In 20 |
|-----|----------------------|-------|
| 1.  | Dustin Colquitt (KC) | 337   |
| 2.  | Andy Lee (Car.)      | 299   |
| 3.  | Donnie Jones (Phi.)  | 293   |
| 4.  | Sam Koch (Bal.)      | 289   |

## THE RAVENS' IRONMAN

In 2014's Week 2 win vs. Pit., **P Sam Koch** passed OLB Jarret Johnson (129 games, 2003-11) for the longest streak (now 166 games) in Ravens history. Koch has not missed a game in his career.

## WELCOME, WALLACE



Eight-year veteran **WR Mike Wallace**, who is in his first season with the Ravens, ties many players for No. 10 in the NFL in receiving TDs (3). Since he entered the NFL in 2009, Wallace, Jordy Nelson and Calvin Johnson (retired) are the NFL's only players to produce at least 50 receiving TDs and sport a 15.0 ypc average. (Wallace has 52 TDs and a 15.2 average.)

### PLAYERS WITH 50 REC. TOUCHDOWNS & 15.0 YPC AVG. (Since Wallace's First Season in 2009)

| Player                   | Rec. | Yards | Avg. | LG  | TDs |
|--------------------------|------|-------|------|-----|-----|
| Calvin Johnson (retired) | 605  | 9,532 | 15.8 | 87t | 67  |
| Jordy Nelson (GB)        | 393  | 6,055 | 15.4 | 93t | 52  |
| Mike Wallace (Bal.)      | 439  | 6,677 | 15.2 | 95t | 52  |

### Wallace Quick Hits:

- ✓ Wallace owns 66 career catches of at least 25 yards, tying (Julio Jones) for the NFL's fourth most among active players since Wallace entered the NFL in 2009 (DeSean Jackson - 95, Demaryius Thomas - 69 & Brandon Marshall - 67).
- ✓ Wallace's 15.2 yards-per-catch average ranks eighth best in the NFL among active players.
- ✓ Wallace's 11 receiving TDs of at least 50-plus yards tie (A.J. Green and Calvin Johnson) for the NFL's third most since 2009. (DeSean Jackson is first with 19 and Jordy Nelson second with 14.)
- ✓ In Week 2 at Cleveland, Wallace recorded 2 receiving TDs for the seventh time in his career.
- ✓ Wallace has 25 catches for 370 yards (14.8 avg.) and 3 TDs in 2016.



# RAVENS PLAYER NOTES

## JUST FOR KICKS



Pro Bowl **K Justin Tucker** ranks as the NFL's second-most accurate kicker of all time. He has connected on 145 of 163 FGAs to produce an 89.0 success rate.

- To kick off 2016, Tucker was named AFC Special Teams Player of the Month (Sept.) after going 9-of-9 on FGAs, including 2 game-winners. Tucker is a three-time AFC Player of the Month, which ties him with S Ed Reed & K Matt Stover for the most in Ravens history. Tucker has also earned six AFC Special Teams Player of the Week honors.

- In 2013, Tucker made his first Pro Bowl by setting team records in FGs made (38) and FGAs (41), with both figures tying (Stephen Gostkowski) for the NFL's most. Tucker also had a franchise-record 140 points (tied for sixth in NFL).

- Tucker made 33-straight FGs at one point during the 2013 season, ranking as the NFL's sixth-longest streak of all time.

- His 6 FGs on 12/16/13 at Det. set a team record and a single-game NFL high in 2013. Against the Lions, he became the first NFL kicker ever to connect from the 20-, 30-, 40-, 50- & 60-yard range in a game.

- Tucker's 93.8 career FG% when kicking on grass (60-of-64) ranks as the NFL's best percentage on grass of all time. (The next best is Jay Feely at 86.8%.)

- Tucker's 91.6 career FG% (76-of-83) in the second half/overtime ranks as the NFL's best second half/OT mark of all time.

### JUSTIN TUCKER FIELD GOALS / CAREER STATS

| Year          | 1-19       | 20-29        | 30-39        | 40-49        | 50+          | Total          | Pct.        | LG        | PAT            | Pts        |
|---------------|------------|--------------|--------------|--------------|--------------|----------------|-------------|-----------|----------------|------------|
| 2012          | 0-0        | 8-8          | 8-8          | 10-13        | 4-4          | 30-33          | 90.9        | 56        | 42-42          | 132        |
| 2013          | 0-0        | 10-10        | 12-13        | 10-11        | 6-7          | 38-41          | 92.7        | 61        | 26-26          | 140        |
| 2014          | 0-0        | 10-10        | 11-11        | 4-4          | 4-9          | 29-34          | 85.3        | 55        | 42-42          | 129        |
| 2015          | 0-0        | 10-10        | 9-9          | 10-11        | 4-10         | 33-40          | 82.5        | 52        | 29-29          | 128        |
| 2016          | 0-0        | 2-2          | 5-5          | 5-5          | 3-3          | 15-15          | 100.0       | 53        | 8-8            | 53         |
| <b>Totals</b> | <b>0-0</b> | <b>40-40</b> | <b>45-46</b> | <b>39-44</b> | <b>21-33</b> | <b>145-163</b> | <b>89.0</b> | <b>61</b> | <b>147-147</b> | <b>582</b> |

## TUCK IS THE FASTEST

- In 2015's Week 2 game at Oak., **K Justin Tucker** became the fastest in NFL history to reach 100 FGs made, doing so in his 50th game. (Hall of Famer Jan Stenerud is the second fastest at 53 games.)

- At Miami on 12/6/15 in his 60th game, "Tuck" became the fastest kicker in NFL history to reach 500 points, surpassing Stenerud (61 games). Tucker is the second-fastest kicker in NFL history to reach 400 points, doing so in his 48th game. (Stenerud did so in 47 games.)

## SECOND IN LEAGUE HISTORY

**K Justin Tucker** is the NFL's second-most accurate kicker of all time, hitting on 145 of 163 FGAs to produce an 89.0 success rate. Tucker has scored 53 points this season, ranking as the NFL's fifth most, while he is a perfect 15-of-15 on FGs, including 3-of-3 on FGAs of 50+ yards, with those 3 makes ranking second most (Adam Vinatieri, 5) in the NFL entering Week 7.

### BEST CAREER FIELD GOAL PERCENTAGE (NFL History / Min. 100 Att.)

| Rk. | Player               | FGM-FGA        | Pct.        |
|-----|----------------------|----------------|-------------|
| 1.  | Dan Bailey           | 155-172        | 90.1        |
| 2.  | <b>Justin Tucker</b> | <b>145-163</b> | <b>89.0</b> |
| 3.  | Steven Hauschka      | 168-193        | 87.0        |
| 4.  | Stephen Gostkowski   | 285-328        | 86.9        |
| 5.  | Mike Vanderjagt      | 230-266        | 86.5        |

## TUCKER'S GAME-WINNERS

**12**

Career game-winning FGs by **K Justin Tucker**, including **2 in 2016**:

- 2016: Week 3 at Jax., 53 yards
- 2016: Week 2 at Cle., 49 yards
- 2015: Week 11 vs. STL, 47 yards
- 2015: Week 8 vs. SD, 39 yards
- 2015: Week 4 at Pit., 52 yards OT
- 2014: Week 3 at Cle., 32 yards
- 2013: Week 15 at Det., 61 yards
- 2013: Week 10 vs. Cin., 46 yards OT
- 2013: Week 5 at Mia., 44 yards
- 2012: Div. at Den., 47 yards 2OT
- 2012: Week 12 at SD, 38 yards OT
- 2012: Week 3 vs. NE, 27 yards

## KICKING HOT STREAKS

**K Justin Tucker** is one of five kickers this season who remains perfect on FG attempts entering Week 7. Tucker has connected on all 15 of his attempts, tying Dustin Hopkins for the NFL's second-most field goals made. Dating back to the 2015 season, Tucker has hit 22-consecutive field goals, a mark that stands as the NFL's second-longest active streak (Adam Vinatieri, 41).

### MOST CONSECUTIVE FIELD GOALS MADE (Active NFL Streaks)

| Player (Team)               | Consec. FGs |
|-----------------------------|-------------|
| Adam Vinatieri (Ind.)       | 41          |
| <b>Justin Tucker (Bal.)</b> | <b>22</b>   |
| Matt Bryant (Atl.)          | 12          |
| Caleb Sturgis (Phi.)        | 12          |

## TUCK ON POINT

### MOST FIELD GOALS MADE / SINCE 2012

| Rk. | Player (Team)               | FGM        |
|-----|-----------------------------|------------|
| 1.  | <b>Justin Tucker (Bal.)</b> | <b>145</b> |
| 2.  | Stephen Gostkowski (NE)     | 144        |
| 3.  | Adam Vinatieri (Ind.)       | 132        |
| 4.  | Blair Walsh (Min.)          | 130        |
| 5.  | Steven Hauschka (Sea.)      | 127        |

### MOST NFL POINTS / SINCE 2012

| Rk. | Player (Team)               | Points     |
|-----|-----------------------------|------------|
| 1.  | Stephen Gostkowski (NE)     | 661        |
| 2.  | <b>Justin Tucker (Bal.)</b> | <b>582</b> |
| 3.  | Adam Vinatieri (Ind.)       | 563        |
| 4.  | Steven Hauschka (Sea.)      | 561        |
| 5.  | Dan Bailey (Dal.)           | 552        |

### CONSECUTIVE FIELD GOALS MADE (All-Time NFL Streaks)

| Rk. | Kicker (Years)                | FGs Made  |
|-----|-------------------------------|-----------|
| 1.  | Mike Vanderjagt (2002-04)     | 42        |
| 2.  | Adam Vinatieri (2015-present) | 41        |
| 3.  | Gary Anderson (1997-98)       | 40        |
| 4.  | Matt Stover (2005-06)         | 36        |
| 5.  | Adam Vinatieri (2013-14)      | 35        |
| 6.  | <b>Justin Tucker (2013)</b>   | <b>33</b> |

### BEST NFL FIELD GOAL PERCENTAGE (2013 Season / Tucker's Career High)

| Rk. | Player (Team)        | FGM-FGA      | Pct.        |
|-----|----------------------|--------------|-------------|
| 1.  | Matt Prater          | 25-26        | 96.2        |
| 2.  | Steven Hauschka      | 33-35        | 94.3        |
| 3.  | Shaun Suisham        | 30-32        | 93.8        |
| 4.  | Dan Bailey           | 28-30        | 93.3        |
| 5.  | Greg Zuerlein        | 26-28        | 92.9        |
| 6.  | <b>Justin Tucker</b> | <b>38-41</b> | <b>92.7</b> |
|     | Stephen Gostkowski   | 38-41        | 92.7        |

### BEST FIELD GOAL PERCENTAGE / ROOKIES (NFL History)

| Rk. | Player (Year)               | FGM-FGA      | Pct.        |
|-----|-----------------------------|--------------|-------------|
| 1.  | Blair Walsh (2012)          | 35-38        | 92.1        |
| 2.  | <b>Justin Tucker (2012)</b> | <b>30-33</b> | <b>90.9</b> |
| 3.  | Cody Parkey (2014)          | 32-36        | 88.9        |
|     | Alex Henery (2011)          | 24-27        | 88.9        |
| 5.  | Chandler Catanzaro (2014)   | 29-33        | 87.9        |
| 6.  | Dan Bailey (2011)           | 32-37        | 86.5        |

### BEST FIELD GOAL PERCENTAGE (Ravens Single-Season History)

| Rk. | Player (Year)               | FGM-FGA      | Pct.        |
|-----|-----------------------------|--------------|-------------|
| 1.  | Matt Stover (2006)          | 28-30        | 93.3        |
| 2.  | <b>Justin Tucker (2013)</b> | <b>38-41</b> | <b>92.7</b> |
| 3.  | <b>Justin Tucker (2012)</b> | <b>30-33</b> | <b>90.9</b> |
| 4.  | Matt Stover (2004)          | 29-32        | 90.6        |
| 5.  | Matt Stover (2000)          | 35-39        | 89.7        |
|     | Billy Cundiff (2010)        | 26-29        | 89.7        |

# IN MEMORIAM: CLARENCE BROOKS



**CB**

**Clarence Brooks**, the Baltimore Ravens' longest-tenured assistant coach, passed away on Sept. 17 at a hospital in Weston, Fla., following a battle with esophageal and stomach cancer. He was 65. The beloved Brooks – referred to by most as “C.B.”

– originally joined the organization in 2005 and served 11 seasons as defensive line coach. This past spring, while undergoing intense treatment for his illness, he transitioned into a senior defensive assistant role, but still spent as much time as he possibly could working with players and fellow coaches, including during the Ravens' recent training camp. Brooks was a 24-year NFL coaching veteran and one of six assistant coaches retained by head coach John Harbaugh upon his 2008 Baltimore arrival.

In addition to the Ravens, “C.B.” coached for the Miami Dolphins (2000-04), Cleveland Browns (1999) and Chicago Bears (1993-98). Brooks also spent 17 years in the collegiate ranks holding coaching positions at Arizona (1990-92) – where he was instrumental in the notable “Desert Swarm” defense that led the nation in scoring defense in 1992 – Syracuse (1981-89) and his alma mater Massachusetts (1976-80).

During Brooks' Baltimore tenure as defensive line coach (2005-15), the Ravens allowed the NFL's fewest rushing touchdowns (89), second-fewest points per game (18.9) and the league's second-fewest rushing yards per game (94.2).

## **Head Coach John Harbaugh:**

“Our heartfelt condolences and love go out to Justa and the Brooks family on the passing of Clarence. We loved that man! He is at peace now through the grace of Jesus Christ. He fought the good fight and won. One of the finest coaches I have ever met, he changed the lives and influenced players and coaches for the better. He was a great man, loving husband and devoted father. He was as tough and determined in adversity as you'll ever see and as loyal a friend as there is. ‘C.B.’ will forever walk as a loved and cherished member of the Ravens family.”

## **General Manager & Executive Vice President Ozzie Newsome:**

“Very few, if any, coaches influenced their players – on and off the field – like Clarence Brooks. How fortunate are the Ravens to have had this special person in our lives for the past 12 years? He was a teacher, a friend, a father figure to many and a great football coach. A lot of our defensive success over the years is due to his ability to get the most out of his players on the defensive line. This is a sad, sad day for our team and extended family. Our hearts ache for Justa and the rest of Clarence's family.”

## **Owner Steve Bisciotti:**

“The Bisciottis are so sad to hear about Clarence's passing. He was the sweetest man I've ever met in football. He was also as tough as nails and was as respected by everyone on our team as any coach who ever touched the Ravens. His impact was more than people on the outside could know. He will be so missed.”

## **President Dick Cass:**

“Clarence had a special rapport with his players. He was both beloved as coach and as a person. His infectious laugh and welcoming smile will be greatly missed, not by just the players and his fellow coaches, but by everyone in our building.”

## **DT Brandon Williams:**

“Coach Brooks was like a father figure to me and every other player he coached. He made me the player I am today, but more importantly, helped me to be the man I am today. He always got the best out of you. He saw the potential in every player and did everything in his power to help you be the best you could be – on and off the field. Every day I walked in this building, no matter what was going on, he could always make me smile. I will miss him, and my heart goes out to the entire Brooks family.”

## **DE Lawrence Guy:**

“Coach Brooks was a heck of a coach, but an even better man. He cared so much about all of us and could always pull the best out of you in any situation. Through him, I learned how to prepare better, practice better and play better. I will truly miss his coaching, his fellowship and his mentorship. Rest well, ‘C.B.’”

## **OLB Terrell Suggs:**

“Clarence Brooks was a rare, special coach. We had a relationship that became more than football; he was family. He was every bit the definition of the word ‘coach.’ He was firm and demanding when he needed to be, but was a father figure and caring at the same time. I will definitely miss my friend.”

## **Linebackers Coach Don Martindale:**

“Clarence Brooks is one of the finest human beings I have ever met. Selfishly speaking, you would like to say he was your best friend, but he was really everybody's best friend. We are happy he is not suffering anymore. I love him like a brother, and I am going to miss him terribly.”

## **Former Ravens Head Coach Brian Billick (Who Hired Brooks in 2005):**

“Whew, this hurts. What a man, what a coach, what an inspiration. Beyond being one of the best position coaches in the league, Clarence was one of the most respected people in the NFL. He was a great teacher and friend. His positive and upbeat, yet stern, way was special. The proof is in the pudding. Look at how players improved under him. It would be tough to find a more respected assistant in the NFL. My heart reaches out to Justa and his family.”

## **Former Ravens DT Haloti Ngata:**

“I am deeply saddened by the news of ‘C.B.’ passing away. I hope that I can help continue his legacy by the way I live and play. I played under ‘C.B.’ for nine years. In that time, he helped me go to five Pro Bowls and win a Super Bowl ring. He deserves a lot of that credit. He worked so hard with me and my Ravens teammates. This is tough news to swallow. I will miss you, Coach. Thank you for everything you taught me through the years – on and off the field. I love you, Clarence.”

## **Former Browns, Ravens & Dolphins DE Rob Burnett:**

“I cried a few weeks ago when I found out about Clarence and his fight against cancer, and I immediately reached out to Justa and ‘C.B.’ His death rips at my heart. I loved Clarence. He was more than my coach. He was my friend, a mentor and a motivator. This is a sad day for all of those fortunate enough to have known this great person.”

# RAVENS IN OUR COMMUNITY




## BREAST CANCER AWARENESS

The Baltimore Ravens honored approximately 30 special women who are battling – or who have overcome – breast cancer at the Ravens vs. Redskins game on Oct. 9. Survivors, and those who are currently undergoing treatment, were invited onto the field pre-game to illustrate how the Ravens and the American Cancer Society (ACS) are united in the fight against breast cancer. Through the campaign, A Crucial Catch: Annual Screening Saves Lives, all women attending the game were reminded about the importance of having an annual mammogram. Game-worn pink merchandise, along with special game balls and pink coins, were collected and are being auctioned off at [www.nflauction.nfl.com](http://www.nflauction.nfl.com), with proceeds benefiting ACS. To date, the program has raised \$15 million for breast cancer prevention and research.



## SIP 'N PAINT



The Baltimore Ravens hosted their second annual Sip 'N Paint event at M&T Bank Stadium on Oct. 10. Members of the Ravens Purple Club and those who are currently battling or have overcome breast cancer participated in a Ravens-themed instructional painting session alongside Ravens **S Matt Elam**, **CB Sheldon Price** and **CB Shareece Wright**.

## UNITED WAY CHARACTER PLAYBOOK

The Ravens have partnered with United Way, Verizon Wireless and EverFi to launch the Character Playbook program in schools throughout the Baltimore community. The new digital learning initiative teaches students skills necessary to help cultivate character and maintain healthy relationships throughout their lives. Ravens **LS Morgan Cox**, **P Sam Koch**, **G/T Alex Lewis**, **DB Lardarius Webb**, former kicker **Matt Stover** and mascot Poe visited Maree G. Farring Middle School to introduce the Character Playbook program. More than 250 students participated in the instructional presentation in the school's computer lab and school-wide assembly.





## JOHN HARBAUGH MONDAY PRESS CONFERENCE: WEEK 7 AT JETS

**Opening statement:** “Good to see everybody – appreciate you being here. Obviously, again, [it was] a very disappointing loss and the third one in a row, so we have to right the ship and get back to playing the kind of football that we’re capable of playing, and even better. I don’t think we’ve played the kind of football we’re capable of playing yet, by far, this year. I’m very confident in our guys and our ability to play really good [football and in] our ability to coach really well. I’m excited about where the season is going to go, without question. I know exactly what needs to be done, in terms of what needs to be corrected, but we have to get it corrected. It’s not a mystery. It’s not new, and it’s not news. It’s the same thing it’s been. We will keep just pounding away at the things we have to do better and the things we have to eliminate from our football to play winning football. No matter how long it takes us in practice, or no matter who it takes us to do it with, we’re going to continue to do that. We’re going to get that done. That’s where we’re at. As far as injuries, nothing major to report, in terms of long-term injuries. I told you that I’d report the long-term injuries. Anything that’s short-term that opponents are going to read, and read between the lines and try to figure out whether a guy is going to play this week or not, I’m not going to get into that. [Terrell] Suggs has a biceps injury. He has played with that injury before. He has a chance to come back soon. How soon remains to be determined. I’m not going to say anything for this week yet. I think this week would be tough for him, but I don’t put anything out of Terrell Suggs’ possible ability to overcome. We’ll see how that goes. [There is] nothing else, off the top of my head, that would put guys out for next week at this time. Marshal Yanda would be a stretch, also, with his situation. We’ll see how that one goes. Other than that, [there is] nothing else that wouldn’t be there this week.”

**Obviously, penalties and mistakes bog any offense down, and one week is not the biggest sample size. But did you see enough from offensive coordinator Marty Mornhinweg’s offense to be optimistic going forward? (Joe Platania)** “I’m very optimistic going forward. I’m optimistic, because I know we have the players in place that can do it and that we have the coaches in place that can do it. I know Marty can do it, but the players have to get that fixed. As coaches and position coaches, we have to get that fixed. The holding penalties, they have to stop. There’s no reason for the holding penalties. We can look at ... Over the course of the last three or four games, we can look at 60 percent of them and say without question that that should not happen. There might be 30 or 40 percent that you go, ‘Eh, that could get called,’ but that’s the way it is around the league. You can’t put yourself in a position to hold somebody. Move your feet, get on your target. If you’re inside the framework, you have to know when to let go. You see it all around the league; people teach holding. They teach it very well, because they’re not holding to the point where they impact the defender enough to get called. Our guys are not doing that. The one on Alex [Lewis] on the left side, he’s in good position. His hands are inside and everything. Joe [Flacco] breaks out of the pocket. He [Lewis] has to feel that and let him go. Joe is going to outrun the defensive end anyway. And Crockett [Gillmore], you move your feet the right way. You come off the ball the way you’re supposed to, and you don’t get pushed back. Then he’s pushing you, and you have him in the framework, you have to release him. You can’t keep pulling the guy back. I don’t mind talking about that. Those have to be fixed. You don’t jump offside, and you line up the right way. That is the biggest issue we have on offense. I think the question was asked, ‘Why are we bogged down?’ It’s because of that. We’re sitting there at first-and-20. It will continue to be addressed, and it will get corrected, because you have to play winning football. You can’t lose the game if you want to win the game.”

**John, you have never used injuries as an excuse, but is it difficult to win without all of these frontline guys? And then you have to adjust on the fly when you lose guys like OLB Terrell Suggs and CB Jimmy Smith in game, which is difficult to do. (David Ginsburg)** “Right, that’s absolutely true. It’s the challenge of the sport, especially in the National Football League. It’s just the way it is. Everybody is dealing with it. From one week to the next, different teams have different challenges. This was our toughest week, no question, but yet, and still to my eye, we should have won the football game with the guys that were playing. We don’t put anybody on the field that we don’t believe is capable of winning. If they prove us wrong, then we’re going to have to put somebody else out there. But the guys that go out there and play are guys that we put out there, because we believe that they can win the game for us.”

**Coach, you talked about Giants WR Odell Beckham Jr. and not letting him beat you. Looking back on it, is there something you guys could have done better with him? (Jerry Coleman)** “Yes, we should have done a better job with him. We said we were going to know where he was at all times, and to my eye, we didn’t know where he was at all times. That’s not OK. He’s not the only weapon they have, but when a player goes for that kind of yards on you ... The whole thing with our defense right now, if you want to talk about our defense, is four plays. It’s four plays. It’s four plays that have to be played better – schemed better – and they can’t happen. When we don’t allow those things to happen, we’re giving up 260, 270 [yards] a game. When



you allow those things to happen, someone throws for over 400 on you. It's the same thing that happened the first eight games last year that we got corrected. It's the same thing that cannot continue to happen. It's not going to continue to happen, and those guys that allow it to happen are not going to be out there."

**Specifically, on the last touchdown when you guys were in single-high, was that a case of the linebacker not getting a good enough drop and the safety not coming up? There was just a lot of space when Beckham made that catch. (Luke Jones)** "It was man coverage, so the linebackers were up covering their guys. That's what happened. I think if you look at the call itself ... If you want to talk about the call ... If you want to put people back there to keep it from going to the house – and that's what ended up happening – you play some form of spot-drop Cover 3 or spot-drop Cover 2, tackle him and the drive continues on. The thinking there ... Dean's [Pees] thinking there was that it's fourth-and-1; let's win the game right now. We bat a ball down, he throws one high or he throws one low, someone gets in the throwing lane, you win the game; you're off the field. It's done. It was an aggressive call. It wasn't played very well, and you can say it wasn't a good call because of the result if you want, but that was the idea behind the call."

**You always talk about – especially on fourth-down calls – when it doesn't happen, people will be upset about it. With what you have done in the past, is that a pretty logical call on the fourth-and-1 call, the first play of the fourth quarter? (Jamison Hensley)** "All the numbers will tell you that you have to go for that. If you want to talk about the analytics and the numbers and all that – which I'm not saying that is what we live and die by – but it is the call you make, because you back them up, you pin them down, and the chances of getting at least three [points] coming back are really good. The chances of getting more than that are good as well. You expect to score from the one-half-yard line with four tries. If you want to ask about one, ask about the other fourth down. That is the one to ask about. That is on your own 35-yard line with four-and-a-half minutes left, but we converted that one. But you didn't ask about that one. They had three fourth-down conversions, I think, that led to scores. If they go for those and don't get them, then people are asking them about those. It goes back to the original premise of your question, which is your point."

**Can you see why people may only ask about the earlier ones only because of the fact these games are traditionally close and had it come down to a field goal ... It may not have come down to a field goal. (Jerry Coleman)** "We tried a fake field goal last week, and we ended up losing by six. If we would have got the touchdown there, we would have won the game. But no one said, 'Well, it was good to go for the fake there, because you ended up losing by six.' Last week, we say, 'The game would have played out differently,' and this week we say, 'The game would have played out the same way.' How would the game have played out? I don't know how the game would have played out. But you are on fourth down on your own half-yard line. Most of the time, we are going to give our guys a chance to make that play. We are not in to throwing up the white flag there. Should we have based on the fact that we couldn't score? That is what ticks me off about it. We can't score from the half-yard line with our offense? Are you kidding me? That is what ticks me off. If I have to throw up the white flag because our offense can't score from a foot-and-a-half out ... If that is the coach that you want, if that is what we have to do, then we will do it. I'm going to coach this team to score from the half-yard line. That is the way we are going to do it."

**The offensive line situation changing didn't affect any thinking whatsoever? Because you were not with your strongest offensive linemen. (Jerry Coleman)** "Our offensive line did a good job. They did a good job yesterday; they played well. I was proud of those guys."

**OLB Terrell Suggs has his injury and OLB Elvis Dumervil is out. Are you satisfied with the pressure you are getting on quarterbacks? Is getting pressure on quarterbacks a concern without those two guys? (Cliff Brown)** "It is always important to get pressure on quarterbacks. We have to try and do that. The ball was out quick yesterday. We had [one] sack; we had a few more hits. We probably did about as well as we could do. There were a couple time [Eli Manning] held it, where I was disappointed we did not get to him quicker than we did. I would have liked to have a few more batted balls with the ball being out so quickly. But they are smart, they understand what they are doing, and they got the ball out really quickly. I thought that was a good job by Eli."

**Surgery for OLB Terrell Suggs is not an option right now? (Jeff Zrebiec)** "I don't know. I haven't talked to ... I don't think so. I have not been told that."



**Is one of your reasons for optimism that all of the games have been close, and if you guys get a few plays here and there, you guys could be on your way to correcting it? (Dave Ginsburg)** “Yes. I don’t think I have to stand up here and justify my reason for being optimistic. If you study us ... Anybody that wants to write the doom and gloom article – that is fine. Write it. But look around the league. This is the National Football League; this is a tough league. Put yourself in any other city, and ask yourself what article you would be writing. It would be three or four cities that everyone thinks things are great. There will be about 28 cities where everyone will be wringing their hands. We are one of the 28 right now. I am not wringing my hands, because I know what kind of players we have. I know what kind of coaches we have. I know what kind of league this is. This is a long season. There are 10 games left to play. There are 10 opportunities for us to get rolling. The thing that I’m most excited about is that our problems are easily correctable. It is not like we are sitting here thinking, ‘We don’t have the players to do this. We don’t have this guy or that guy, or we can’t stop anybody.’ We don’t have those kinds of issues. Our issues are self-inflicted. If they are self-inflicted, we can fix them. We fix them ourselves. It is just our job to do that. If I have any frustration, it is the fact that it has taken this long. I expected us to play winning football from Day One. We won four preseason games, and we won our first three games. We had issues in those games, as well, but we found a way to win them. But we still have not been playing the kind of football that I know we are capable of playing. My reason for optimism, or just the fact that I am excited about what we are going to accomplish this year, is just based on the fact that we know how good we can be. We have to play that way.”

**You know your injury situation, and in Pittsburgh, QB Ben Roethlisberger just had knee surgery. Sometimes in the NFL season, is it almost the race of attrition and who can weather injuries the most? (Jamison Hensley)** “The NFL season is definitely one of who can persevere. Who can persevere? Along the way, you have to win games to do that. Our disappointment right now is that we didn’t win any of these last three games. If we win one of them, we are 4-2. If we win two of them, we are 5-1. But that is looking back. What are you going to do about it? We know why we did not win them: penalties and big plays. [We] fix the problems and go play the next game.”

**I know coaches have previously installed some sort of discipline system. Is that something you are considering? (Ed Lee)** “We have a discipline system in place – a very effective one. What are you talking about? Like running a lap?”

**Kind of like a fine jar or something like that. (Ed Lee)** “You can’t do that. That is against the NFL rules. I would be all for it. I would definitely be all for a fine jar. *(laughter)* That is a good suggestion.”

**Is RB Lorenzo Taliaferro returning to practice this week? (Jeff Zrebiec)** “Yes, he is.”

**Then you will evaluate RB Lorenzo Taliaferro over the next couple weeks? (Jeff Zrebiec)** “Yes we will.”

# RAVENS ALPHABETICAL ROSTER

As of Oct. 18

| No.                                       | Name                       | Pos.  | Ht.  | Wt. | Birthdate | Exp. | College               | Hometown              |
|---|----------------------------|-------|------|-----|-----------|------|-----------------------|-----------------------|
| 11  | Aiken, Kamar               | WR    | 6-2  | 215 | 5/30/89   | 4    | Central Florida       | Miami, FL             |
| 37  | Allen, Javorius            | RB    | 6-0  | 222 | 8/27/91   | 2    | Southern California   | Tallahassee, FL       |
| 83  | Brown, Daniel              | TE    | 6-5  | 243 | 5/26/92   | 2    | James Madison         | Windsor, VA           |
| 51  | Correa, Kamalei            | LB    | 6-3  | 250 | 4/27/94   | R    | Boise State           | Honolulu, HI          |
| 46  | Cox, Morgan                | LS    | 6-4  | 233 | 4/26/86   | 7    | Tennessee             | Collierville, TN      |
| 31  | Davis, Will                | CB    | 5-11 | 180 | 5/8/90    | 4    | Utah State            | Spokane Valley, WA    |
| 30  | Dixon, Kenneth             | RB    | 5-10 | 212 | 1/21/94   | R    | Louisiana Tech        | Strong, AR            |
| 62  | Ducasse, Vladimir          | G     | 6-5  | 329 | 10/15/87  | 7    | Massachusetts         | Port-au-Prince, Haiti |
| 58  | Dumervil, Elvis            | OLB   | 5-11 | 250 | 1/19/84   | 11   | Louisville            | Miami, FL             |
| 5   | Flacco, Joe                | QB    | 6-6  | 245 | 1/16/85   | 9    | Delaware              | Audubon, NJ           |
| 80  | Gillmore, Crockett         | TE    | 6-6  | 260 | 11/16/91  | 3    | Colorado State        | Bushland, TX          |
| 93  | Guy, Lawrence              | DE    | 6-4  | 305 | 3/17/90   | 6    | Arizona State         | Las Vegas, NV         |
| 69  | Henry, Willie              | DT    | 6-3  | 300 | 3/20/94   | R    | Michigan              | Cleveland, OH         |
| 14  | Hester Sr., Devin          | WR/RS | 5-11 | 190 | 11/4/82   | 11   | Miami (FL)            | Riviera Beach, FL     |
| 42  | Huff, Marqueston           | S     | 5-11 | 196 | 4/6/92    | 3    | Wyoming               | Texarkana, TX         |
| 74  | Hurst, James               | T     | 6-5  | 312 | 12/17/91  | 3    | North Carolina        | Plainfield, IN        |
| 66  | Jensen, Ryan               | G/C   | 6-4  | 310 | 5/27/91   | 3    | Colorado State-Pueblo | Fort Morgan, CO       |
| 99  | Jernigan, Timmy            | DT    | 6-2  | 295 | 9/24/92   | 3    | Florida State         | Lake City, FL         |
| 91  | Judon, Matthew             | OLB   | 6-3  | 275 | 8/15/92   | R    | Grand Valley State    | West Bloomfield, MI   |
| 44  | Juszczyk, Kyle             | FB    | 6-1  | 240 | 4/23/91   | 4    | Harvard               | Medina, OH            |
| 4   | Koch, Sam                  | P     | 6-1  | 222 | 8/13/82   | 11   | Nebraska              | Seward, NE            |
| 41  | Levine Sr., Anthony        | DB/LB | 5-11 | 200 | 3/27/87   | 5    | Tennessee State       | Winston-Salem, NC     |
| 72  | Lewis, Alex                | G/T   | 6-6  | 315 | 4/21/92   | R    | Nebraska              | Tempe, AZ             |
| 23  | Lewis, Kendrick            | S     | 6-0  | 205 | 6/16/88   | 7    | Mississippi           | New Orleans, LA       |
| 15  | Mallett, Ryan              | QB    | 6-6  | 250 | 6/5/88    | 6    | Arkansas              | Texarkana, TX         |
| 50  | McClellan, Albert          | ILB   | 6-2  | 250 | 6/4/86    | 6    | Marshall              | Lakeland, FL          |
| 10  | Moore, Chris               | WR    | 6-1  | 200 | 6/16/93   | R    | Cincinnati            | Tampa, FL             |
| 57  | Mosley, C.J.               | ILB   | 6-2  | 241 | 6/19/92   | 3    | Alabama               | Mobile, AL            |
| 48  | Onwuasor, Patrick          | ILB   | 6-0  | 217 | 8/22/92   | R    | Portland State        | Inglewood, CA         |
| 54  | Orr, Zachary               | ILB   | 6-0  | 225 | 6/9/92    | 3    | North Texas           | DeSoto, TX            |
| 18  | Perriman, Breshad          | WR    | 6-2  | 215 | 9/10/93   | 2    | Central Florida       | Lithonia, GA          |
| 78  | Pierce, Michael            | DT    | 6-0  | 339 | 11/6/92   | R    | Samford               | Daphne, AL            |
| 88  | Pitta, Dennis              | TE    | 6-4  | 238 | 6/29/85   | 7    | BYU                   | Moorpark, CA          |
| 26  | Powers, Jeraud             | CB    | 5-10 | 193 | 7/19/87   | 8    | Auburn                | Decatur, AL           |
| 22  | Smith, Jimmy               | CB    | 6-2  | 210 | 7/26/88   | 6    | Colorado              | Colton, CA            |
| 90  | Smith, Za'Darius           | OLB   | 6-4  | 275 | 9/8/92    | 2    | Kentucky              | Greenville, AL        |
| 89  | Smith Sr., Steve           | WR    | 5-9  | 195 | 5/12/79   | 16   | Utah                  | Los Angeles, CA       |
| 79  | Stanley, Ronnie            | T     | 6-6  | 320 | 3/18/94   | R    | Notre Dame            | Las Vegas, NV         |
| 55  | Suggs, Terrell             | OLB   | 6-3  | 265 | 10/11/82  | 14   | Arizona State         | Chandler, AZ          |
| 9   | Tucker, Justin             | K     | 6-1  | 180 | 11/21/89  | 5    | Texas                 | Austin, TX            |
| 96  | Urban, Brent               | DE    | 6-7  | 300 | 5/5/91    | 3    | Virginia              | Mississauga, ON, CAN  |
| 64  | Urschel, John              | G/C   | 6-3  | 300 | 6/24/91   | 3    | Penn State            | Buffalo, NY           |
| 71  | Wagner, Rick               | G/T   | 6-6  | 310 | 10/21/89  | 4    | Wisconsin             | West Allis, WI        |
| 17  | Wallace, Mike              | WR    | 6-0  | 205 | 8/1/86    | 8    | Mississippi           | New Orleans, LA       |
| 84  | Waller, Darren             | TE    | 6-6  | 255 | 9/13/92   | 2    | Georgia Tech          | Acworth, GA           |
| 21  | Webb, Lardarius            | DB/RS | 5-10 | 182 | 10/12/85  | 8    | Nicholls State        | Opelika, AL           |
| 32  | Weddle, Eric               | S     | 5-11 | 195 | 1/4/85    | 10   | Utah                  | Alta Loma, CA         |
| 28  | West, Terrance             | RB    | 5-10 | 225 | 1/28/91   | 3    | Towson                | Baltimore, MD         |
| 98  | Williams, Brandon          | DT    | 6-1  | 340 | 2/21/89   | 4    | Missouri Southern St. | Kirkwood, MO          |
| 24  | Wright, Shareece           | CB    | 5-11 | 184 | 4/8/87    | 6    | Southern California   | Colton, CA            |
| 73  | Yanda, Marshal             | G/T   | 6-3  | 305 | 9/15/84   | 10   | Iowa                  | Anamosa, IA           |
| 36  | Young, Tavon               | CB    | 5-9  | 177 | 3/14/94   | R    | Temple                | Oxon Hill, MD         |
| 53  | Zuttah, Jeremy             | G/C   | 6-4  | 300 | 6/1/86    | 9    | Rutgers               | Edison, NJ            |
| <b>Practice Squad</b>                     |                            |       |      |     |           |      |                       |                       |
| 85  | Bell, Kenny                | WR    | 6-1  | 197 | 2/25/92   | 1    | Nebraska              | Boulder, CO           |
| 45  | Beyer, Brennen             | OLB   | 6-4  | 256 | 11/25/92  | 1    | Michigan              | Canton, MI            |
| 63  | Clausell, Blaine           | T     | 6-6  | 321 | 1/31/92   | 1    | Mississippi State     | Mobile, AL            |
| 40  | Daniel, Robertson          | CB    | 6-1  | 205 | 10/1/91   | 1    | BYU                   | San Jose, CA          |
| 2   | Fales, David               | QB    | 6-1  | 212 | 10/4/90   | 1    | San Jose State        | Salinas, CA           |
| 43  | Houston, Stephen           | RB    | 6-0  | 225 | 10/28/91  | 1    | Indiana               | Little Rock, AR       |
| 29  | Jackson, Asa               | CB/RS | 5-10 | 183 | 12/2/89   | 4    | Cal Poly              | Sacramento, CA        |
| 95  | Lewis-Moore, Kapron        | DE    | 6-4  | 315 | 1/24/90   | 4    | Notre Dame            | Weatherford, TX       |
| 81  | Reynolds, Keenan           | WR/RS | 5-10 | 190 | 12/13/93  | R    | Navy                  | Antioch, TN           |
| 68  | Skura, Matt                | C     | 6-3  | 305 | 2/17/93   | R    | Duke                  | Columbus, OH          |
| <b>Physically Unable to Perform (PUP)</b> |                            |       |      |     |           |      |                       |                       |
| 34  | Taliaferro, Lorenzo        | RB    | 6-0  | 225 | 12/23/91  | 3    | Coastal Carolina      | Yorktown, VA          |
| <b>Injured Reserve</b>                    |                            |       |      |     |           |      |                       |                       |
| 35  | Arrington, Kyle            | CB    | 5-10 | 186 | 8/12/86   | 8    | Hofstra               | Brandywine, MD        |
| 39  | Canady, Maurice            | CB    | 6-1  | 193 | 5/26/94   | R    | Virginia              | Richmond, VA          |
| 16  | Clay, Kaelin               | WR/RS | 5-10 | 200 | 1/3/92    | 2    | Utah                  | Long Beach, CA        |
| 94  | Davis, Carl                | DT    | 6-5  | 327 | 3/2/92    | 2    | Iowa                  | Detroit, MI           |
| 33  | Elam, Matt                 | S     | 5-10 | 209 | 9/21/91   | 4    | Florida               | West Palm Beach, FL   |
| 92  | Kaufusi, Bronson           | DE    | 6-6  | 285 | 7/6/91    | R    | BYU                   | Provo, UT             |
| 49  | Lockett, Cavellis          | ILB   | 5-11 | 243 | 12/6/92   | R    | Middle Tennessee St.  | McComb, MS            |
| 13  | Matthews, Chris            | WR    | 6-5  | 228 | 10/6/89   | 3    | Kentucky              | Los Angeles, CA       |
| 67  | Nembot, Stephane           | T     | 6-6  | 320 | 12/7/91   | R    | Colorado              | Douala, Cameroon      |
| 27  | Price, Sheldon             | CB    | 6-2  | 194 | 3/26/91   | 1    | UCLA                  | La Puente, CA         |
| 38  | Rolle, Jumal               | CB    | 6-0  | 190 | 5/28/90   | 3    | Catawba               | Wilson, NC            |
| 82  | Watson, Benjamin           | TE    | 6-3  | 251 | 12/18/80  | 13   | Georgia               | Rock Hill, SC         |
| 77  | Wesley, De'Ondre           | G/T   | 6-6  | 326 | 7/28/92   | 2    | BYU                   | Antioch, CA           |
| 87  | Williams, Maxx             | TE    | 6-4  | 257 | 4/12/94   | 2    | Minnesota             | Waconia, MN           |
| <b>NFL Suspension</b>                     |                            |       |      |     |           |      |                       |                       |
| 86  | Boyle, Nick (4 more games) | TE    | 6-4  | 260 | 2/17/93   | 2    | Delaware              | Sussex, NJ            |

# RAVENS NUMERICAL ROSTER

As of Oct. 18

| No.                                       | Name                      | Pos.  | Ht.  | Wt. | Birthdate | Exp. | College               | How Acq.      | ----- 2016 Games ----- |   |     |     |
|---|---------------------------|-------|------|-----|-----------|------|-----------------------|---------------|------------------------|---|-----|-----|
|   |                           |       |      |     |           |      |                       |               | P                      | S | DNP | INA |
| 4   | Sam Koch                  | P     | 6-1  | 222 | 8/13/82   | 11   | Nebraska              | D6a '06       | 6                      | 0 | 0   | 0   |
| 5   | Joe Flacco                | QB    | 6-6  | 245 | 1/16/85   | 9    | Delaware              | D1 '08        | 6                      | 6 | 0   | 0   |
| 9   | Justin Tucker             | K     | 6-1  | 180 | 11/21/89  | 5    | Texas                 | FA '12        | 6                      | 0 | 0   | 0   |
| 10  | Chris Moore               | WR    | 6-1  | 200 | 6/16/93   | R    | Cincinnati            | D4b '16       | 5                      | 0 | 0   | 1   |
| 11  | Kamar Aiken               | WR    | 6-2  | 215 | 5/30/89   | 4    | Central Florida       | FA '13        | 6                      | 1 | 0   | 0   |
| 14  | Devin Hester Sr.          | WR/RS | 5-11 | 190 | 11/4/82   | 11   | Miami (FL)            | FA '16        | 5                      | 0 | 0   | 1   |
| 15  | Ryan Mallett              | QB    | 6-6  | 250 | 6/5/88    | 6    | Arkansas              | FA '15        | 0                      | 0 | 6   | 0   |
| 17  | Mike Wallace              | WR    | 6-0  | 205 | 8/1/86    | 8    | Mississippi           | FA '16        | 6                      | 6 | 0   | 0   |
| 18  | Breshad Perriman          | WR    | 6-2  | 215 | 9/10/93   | 2    | Central Florida       | D1 '15        | 6                      | 0 | 0   | 0   |
| 21  | Lardarius Webb            | DB/RS | 5-10 | 182 | 10/12/85  | 8    | Nicholls State        | D3 '09        | 6                      | 6 | 0   | 0   |
| 22  | Jimmy Smith               | CB    | 6-2  | 210 | 7/26/88   | 6    | Colorado              | D1 '11        | 6                      | 6 | 0   | 0   |
| 23  | Kendrick Lewis            | S     | 6-0  | 205 | 6/16/88   | 7    | Mississippi           | UFA (HOU) '15 | 6                      | 0 | 0   | 0   |
| 24  | Shareece Wright           | CB    | 5-11 | 184 | 4/8/87    | 6    | Southern California   | FA '15        | 5                      | 4 | 0   | 1   |
| 26  | Jerraud Powers            | CB    | 5-10 | 193 | 7/19/87   | 8    | Auburn                | FA '16        | 3                      | 1 | 0   | 3   |
| 28  | Terrance West             | RB    | 5-10 | 225 | 1/28/91   | 3    | Towson                | FA '15        | 6                      | 3 | 0   | 0   |
| 30  | Kenneth Dixon             | RB    | 5-10 | 212 | 1/21/94   | R    | Louisiana Tech        | D4e '16       | 2                      | 0 | 0   | 4   |
| 31  | Will Davis                | CB    | 5-11 | 180 | 5/8/90    | 4    | Utah State            | TR (MIA) '15  | 2                      | 0 | 0   | 4   |
| 32  | Eric Weddle               | S     | 5-11 | 195 | 1/4/85    | 10   | Utah                  | UFA (SD) '16  | 6                      | 6 | 0   | 0   |
| 36  | Tavon Young               | CB    | 5-9  | 177 | 3/14/94   | R    | Temple                | D4a '16       | 6                      | 1 | 0   | 0   |
| 37  | Javorius Allen            | RB    | 6-0  | 222 | 8/27/91   | 2    | Southern California   | D4b '15       | 3                      | 0 | 0   | 3   |
| 41  | Anthony Levine Sr.        | DB/LB | 5-11 | 200 | 3/27/87   | 5    | Tennessee State       | FA '12        | 6                      | 0 | 0   | 0   |
| 42  | Marqueston Huff           | S     | 5-11 | 196 | 4/6/92    | 3    | Wyoming               | FA '16        | 1                      | 0 | 0   | 1   |
| 44  | Kyle Juszczyk             | FB    | 6-1  | 240 | 4/23/91   | 4    | Harvard               | D4b '13       | 6                      | 4 | 0   | 0   |
| 46  | Morgan Cox                | LS    | 6-4  | 233 | 4/26/86   | 7    | Tennessee             | FA '10        | 6                      | 0 | 0   | 0   |
| 48  | Patrick Onwuasor          | ILB   | 6-0  | 217 | 8/22/92   | R    | Portland State        | FA '16        | 1                      | 0 | 0   | 0   |
| 50  | Albert McClellan          | ILB   | 6-2  | 250 | 6/4/86    | 6    | Marshall              | FA '10        | 6                      | 6 | 0   | 0   |
| 51  | Kamalei Correa            | LB    | 6-3  | 250 | 4/27/94   | R    | Boise State           | D2 '16        | 5                      | 0 | 0   | 1   |
| 53  | Jeremy Zuttah             | G/C   | 6-4  | 300 | 6/1/86    | 9    | Rutgers               | TR (TB) '14   | 6                      | 6 | 0   | 0   |
| 54  | Zachary Orr               | ILB   | 6-0  | 225 | 6/9/92    | 3    | North Texas           | FA '14        | 6                      | 6 | 0   | 0   |
| 55  | Terrell Suggs             | OLB   | 6-3  | 265 | 10/11/82  | 14   | Arizona State         | D1a '03       | 6                      | 6 | 0   | 0   |
| 57  | C.J. Mosley               | ILB   | 6-2  | 241 | 6/19/92   | 3    | Alabama               | D1 '14        | 5                      | 5 | 0   | 1   |
| 58  | Elvis Dumervil            | OLB   | 5-11 | 250 | 1/19/84   | 11   | Louisville            | FA '13        | 2                      | 0 | 0   | 4   |
| 62  | Vladimir Ducasse          | G     | 6-5  | 329 | 10/15/87  | 7    | Massachusetts         | FA '16        | 1                      | 0 | 0   | 0   |
| 64  | John Urschel              | G/C   | 6-3  | 300 | 6/24/91   | 3    | Penn State            | D5 '14        | 3                      | 2 | 0   | 3   |
| 66  | Ryan Jensen               | G/C   | 6-4  | 310 | 5/27/91   | 3    | Colorado State-Pueblo | D6b '13       | 6                      | 2 | 0   | 0   |
| 69  | Willie Henry              | DT    | 6-3  | 300 | 3/20/94   | R    | Michigan              | D4d '16       | 0                      | 0 | 0   | 6   |
| 71  | Rick Wagner               | G/T   | 6-6  | 310 | 10/21/89  | 4    | Wisconsin             | D5 '13        | 6                      | 5 | 0   | 0   |
| 72  | Alex Lewis                | G/T   | 6-6  | 315 | 4/21/92   | R    | Nebraska              | D4c '16       | 6                      | 5 | 0   | 0   |
| 73  | Marshal Yanda             | G/T   | 6-3  | 305 | 9/15/84   | 10   | Iowa                  | D3b '07       | 5                      | 5 | 0   | 1   |
| 74  | James Hurst               | T     | 6-5  | 312 | 12/17/91  | 3    | North Carolina        | FA '14        | 6                      | 2 | 0   | 0   |
| 78  | Michael Pierce            | DT    | 6-0  | 339 | 11/6/92   | R    | Samford               | FA '16        | 6                      | 0 | 0   | 0   |
| 79  | Ronnie Stanley            | T     | 6-6  | 320 | 3/18/94   | R    | Notre Dame            | D1 '16        | 3                      | 3 | 0   | 3   |
| 80  | Crockett Gillmore         | TE    | 6-6  | 260 | 11/16/91  | 3    | Colorado State        | D3b '14       | 6                      | 5 | 0   | 0   |
| 83  | Daniel Brown              | TE    | 6-5  | 243 | 5/26/92   | 2    | James Madison         | FA '15        | 2                      | 0 | 0   | 0   |
| 84  | Darren Waller             | TE    | 6-6  | 255 | 9/13/92   | 2    | Georgia Tech          | D6 '15        | 2                      | 0 | 0   | 0   |
| 88  | Dennis Pitta              | TE    | 6-4  | 238 | 6/29/85   | 7    | BYU                   | D4 '10        | 6                      | 3 | 0   | 0   |
| 89  | Steve Smith Sr.           | WR    | 5-9  | 195 | 5/12/79   | 16   | Utah                  | FA '14        | 5                      | 5 | 0   | 1   |
| 90  | Za'Darius Smith           | OLB   | 6-4  | 275 | 9/8/92    | 2    | Kentucky              | D4a '15       | 6                      | 1 | 0   | 0   |
| 91  | Matthew Judon             | OLB   | 6-3  | 275 | 8/15/92   | R    | Grand Valley State    | D5 '16        | 4                      | 0 | 0   | 2   |
| 93  | Lawrence Guy              | DE    | 6-4  | 305 | 3/17/90   | 6    | Arizona State         | WAV (SD) '14  | 6                      | 5 | 0   | 0   |
| 96  | Brent Urban               | DE    | 6-7  | 300 | 5/5/91    | 3    | Virginia              | D4a '14       | 6                      | 0 | 0   | 0   |
| 98  | Brandon Williams          | DT    | 6-1  | 340 | 2/21/89   | 4    | Missouri Southern St. | D3 '13        | 6                      | 6 | 0   | 0   |
| 99  | Timmy Jernigan            | DT    | 6-2  | 295 | 9/24/92   | 3    | Florida State         | D2 '14        | 6                      | 6 | 0   | 0   |
| <b>Practice Squad</b>                     |                           |       |      |     |           |      |                       |               |                        |   |     |     |
| 2   | David Fales               | QB    | 6-1  | 212 | 10/4/90   | 1    | San Jose State        | FA '16        | 0                      | 0 | 0   | 0   |
| 29  | Asa Jackson               | CB/RS | 5-10 | 183 | 12/2/89   | 4    | Cal Poly              | FA '16        | 0                      | 0 | 0   | 0   |
| 40  | Robertson Daniel          | CB    | 6-1  | 205 | 10/1/91   | 1    | BYU                   | FA '16        | 0                      | 0 | 0   | 0   |
| 43  | Stephen Houston           | RB    | 6-0  | 225 | 10/28/91  | 1    | Indiana               | FA '16        | 0                      | 0 | 0   | 0   |
| 45  | Brennen Beyer             | OLB   | 6-4  | 256 | 11/25/92  | 1    | Michigan              | FA '15        | 0                      | 0 | 0   | 0   |
| 63  | Blaine Clausell           | T     | 6-6  | 321 | 1/31/92   | 1    | Mississippi State     | FA '15        | 0                      | 0 | 0   | 0   |
| 68  | Matt Skura                | C     | 6-3  | 305 | 2/17/93   | R    | Duke                  | FA '16        | 0                      | 0 | 0   | 0   |
| 81  | Keenan Reynolds           | WR/RS | 5-10 | 190 | 12/13/93  | R    | Navy                  | D6a '16       | 0                      | 0 | 0   | 0   |
| 85  | Kenny Bell                | WR    | 6-1  | 197 | 2/25/92   | 1    | Nebraska              | FA '16        | 0                      | 0 | 0   | 0   |
| 95  | Kapron Lewis-Moore        | DE    | 6-4  | 315 | 1/24/90   | 4    | Notre Dame            | D6a '13       | 0                      | 0 | 0   | 0   |
| <b>Physically Unable to Perform (PUP)</b> |                           |       |      |     |           |      |                       |               |                        |   |     |     |
| 34  | Lorenzo Taliaferro        | RB    | 6-0  | 225 | 12/23/91  | 3    | Coastal Carolina      | D4b '14       | 0                      | 0 | 0   | 0   |
| <b>Injured Reserve</b>                    |                           |       |      |     |           |      |                       |               |                        |   |     |     |
| 13  | Chris Matthews            | WR    | 6-5  | 228 | 10/6/89   | 3    | Kentucky              | FA '15        | 0                      | 0 | 0   | 0   |
| 16  | Kaelin Clay               | WR/RS | 5-10 | 200 | 1/3/92    | 2    | Utah                  | FA '15        | 0                      | 0 | 0   | 0   |
| 27  | Sheldon Price             | CB    | 6-2  | 194 | 3/26/91   | 1    | UCLA                  | FA '15        | 4                      | 1 | 0   | 1   |
| 33  | Matt Elam                 | S     | 5-10 | 209 | 9/21/91   | 4    | Florida               | D1 '13        | 0                      | 0 | 0   | 0   |
| 35  | Kyle Arrington            | CB    | 5-10 | 186 | 8/12/86   | 8    | Hofstra               | FA '15        | 0                      | 0 | 0   | 0   |
| 38  | Jumal Rolle               | CB    | 6-0  | 190 | 5/28/90   | 3    | Catawba               | FA '15        | 0                      | 0 | 0   | 0   |
| 39  | Maurice Canady            | CB    | 6-1  | 193 | 5/26/94   | R    | Virginia              | D6b '16       | 4                      | 0 | 0   | 0   |
| 49  | Cavellis Lockett          | ILB   | 5-11 | 243 | 12/6/92   | R    | Middle Tennessee St.  | FA '16        | 0                      | 0 | 0   | 0   |
| 67  | Stephane Nembot           | T     | 6-6  | 320 | 12/7/91   | R    | Colorado              | FA '16        | 0                      | 0 | 0   | 0   |
| 77  | De'Andre Wesley           | G/T   | 6-6  | 326 | 7/28/92   | 2    | BYU                   | FA '15        | 0                      | 0 | 0   | 0   |
| 82  | Benjamin Watson           | TE    | 6-3  | 251 | 12/18/80  | 13   | Georgia               | UFA (NO) '16  | 0                      | 0 | 0   | 0   |
| 87  | Maxx Williams             | TE    | 6-4  | 257 | 4/12/94   | 2    | Minnesota             | D2 '15        | 4                      | 0 | 0   | 0   |
| 92  | Bronson Kaufusi           | DE    | 6-6  | 285 | 7/6/91    | R    | BYU                   | D3 '16        | 0                      | 0 | 0   | 0   |
| 94  | Carl Davis                | DT    | 6-5  | 327 | 3/2/92    | 2    | Iowa                  | D3 '15        | 0                      | 0 | 0   | 0   |
| <b>NFL Suspension</b>                     |                           |       |      |     |           |      |                       |               |                        |   |     |     |
| 86  | Nick Boyle (4 more games) | TE    | 6-4  | 260 | 2/17/93   | 2    | Delaware              | D5a '15       | 0                      | 0 | 0   | 0   |



# RAVENS POSITIONAL ROSTER

As of Oct. 18

## QUARTERBACKS (2)

|    |              |    |
|----|--------------|----|
| 5  | Joe Flacco   | QB |
| 15 | Ryan Mallett | QB |

## WIDE RECEIVERS (6)

|    |                  |       |
|----|------------------|-------|
| 10 | Chris Moore      | WR    |
| 11 | Kamar Aiken      | WR    |
| 14 | Devin Hester Sr. | WR/RS |
| 17 | Mike Wallace     | WR    |
| 18 | Breshad Perriman | WR    |
| 89 | Steve Smith Sr.  | WR    |

## RUNNING BACKS (4)

|    |                |    |
|----|----------------|----|
| 28 | Terrance West  | RB |
| 30 | Kenneth Dixon  | RB |
| 37 | Javorius Allen | RB |
| 44 | Kyle Juszczyk  | FB |

## TIGHT ENDS (4)

|    |                   |    |
|----|-------------------|----|
| 80 | Crockett Gillmore | TE |
| 83 | Daniel Brown      | TE |
| 84 | Darren Waller     | TE |
| 88 | Dennis Pitta      | TE |

## OFFENSIVE LINE (9)

|    |                  |     |
|----|------------------|-----|
| 53 | Jeremy Zuttah    | G/C |
| 62 | Vladimir Ducasse | G   |
| 64 | John Urschel     | G/C |
| 66 | Ryan Jensen      | G/C |
| 71 | Rick Wagner      | G/T |
| 72 | Alex Lewis       | G/T |
| 73 | Marshal Yanda    | G/T |
| 74 | James Hurst      | T   |
| 79 | Ronnie Stanley   | T   |

## SPECIALISTS (3)

|    |               |    |
|----|---------------|----|
| 4  | Sam Koch      | P  |
| 9  | Justin Tucker | K  |
| 46 | Morgan Cox    | LS |

## SECONDARY (10)

|    |                    |       |
|----|--------------------|-------|
| 21 | Lardarius Webb     | DB/RS |
| 22 | Jimmy Smith        | CB    |
| 23 | Kendrick Lewis     | S     |
| 24 | Shareece Wright    | CB    |
| 26 | Jeraud Powers      | CB    |
| 31 | Will Davis         | CB    |
| 32 | Eric Weddle        | S     |
| 36 | Tavon Young        | CB    |
| 41 | Anthony Levine Sr. | DB/LB |
| 42 | Marqueston Huff    | S     |

## LINEBACKERS (9)

|    |                  |     |
|----|------------------|-----|
| 48 | Patrick Onwuasor | ILB |
| 50 | Albert McClellan | ILB |
| 51 | Kamalei Correa   | LB  |
| 54 | Zachary Orr      | ILB |
| 55 | Terrell Suggs    | OLB |
| 57 | C.J. Mosley      | ILB |
| 58 | Elvis Dumervil   | OLB |
| 90 | Za'Darius Smith  | OLB |
| 91 | Matthew Judon    | OLB |

## DEFENSIVE LINE (6)

|    |                  |    |
|----|------------------|----|
| 69 | Willie Henry     | DT |
| 78 | Michael Pierce   | DT |
| 93 | Lawrence Guy     | DE |
| 96 | Brent Urban      | DE |
| 98 | Brandon Williams | DT |
| 99 | Timmy Jernigan   | DT |

## PRACTICE SQUAD (10)

|    |                    |       |
|----|--------------------|-------|
| 2  | David Fales        | QB    |
| 29 | Asa Jackson        | CB/RS |
| 40 | Robertson Daniel   | CB    |
| 43 | Stephen Houston    | RB    |
| 45 | Brennen Beyer      | OLB   |
| 63 | Blaine Clausell    | T     |
| 68 | Matt Skura         | C     |
| 81 | Keenan Reynolds    | WR/RS |
| 85 | Kenny Bell         | WR    |
| 95 | Kapron Lewis-Moore | DE    |

## RESERVE/INJURED (14)

|    |                  |       |
|----|------------------|-------|
| 13 | Chris Matthews   | WR    |
| 16 | Kaelin Clay      | WR/RS |
| 27 | Sheldon Price    | CB    |
| 33 | Matt Elam        | S     |
| 35 | Kyle Arrington   | CB    |
| 38 | Jumal Rolle      | CB    |
| 39 | Maurice Canady   | CB    |
| 49 | Cavellis Lockett | ILB   |
| 67 | Stephane Nembot  | T     |
| 77 | De'Ondre Wesley  | G/T   |
| 82 | Benjamin Watson  | TE    |
| 87 | Maxx Williams    | TE    |
| 92 | Bronson Kaufusi  | DE    |
| 94 | Carl Davis       | DTT   |

## PHYSICALLY UNABLE TO PERFORM (PUP)

|    |                    |    |
|----|--------------------|----|
| 34 | Lorenzo Taliaferro | RB |
|----|--------------------|----|

## NFL SUSPENSION

|    |                           |    |
|----|---------------------------|----|
| 86 | Nick Boyle (4 more games) | TE |
|----|---------------------------|----|



## 2016 COACHING STAFF

|                  |  |
|------------------|--|
| John Harbaugh    | Head Coach                                     |
| Jerry Rosburg    | Special Teams Coordinator/Associate Head Coach |
| Marty Mornhinweg | Offensive Coordinator                          |
| Dean Pees        | Defensive Coordinator                          |
| Richard Angulo   | Tight Ends                                     |
| Andy Bischoff    | Offensive Assistant                            |
| Juan Castillo    | Offensive Line                                 |
| Joe Cullen       | Defensive Line                                 |
| Bobby Engram     | Wide Receivers                                 |
| Leslie Frazier   | Secondary                                      |
| Thomas Hammock   | Running Backs                                  |
| Chris Hewitt     | Defensive Backs                                |
| Chris Horton     | Assistant Special Teams                        |
| Mike Macdonald   | Defensive Assistant                            |

|                  |                                      |
|------------------|--------------------------------------|
| Don Martindale   | Linebackers                          |
| Craig Ver Steeg  | Senior Offensive Assistant           |
| Todd Washington  | Assistant Offensive Line             |
| Matt Weiss       | Offensive Assistant                  |
| Junej Barnett    | Assistant Strength & Conditioning    |
| Randy Brown      | Kicking Consultant                   |
| Scott Cohen      | Coaching Assistant/Opponent Analysis |
| Megan McLaughlin | Football Information Manager         |
| Dan Parsons      | Assistant to Head Coach              |
| Bob Rogucki      | Director of Strength & Conditioning  |
| Steve Saunders   | Director of Performance & Recovery   |
| Eugene Shen      | Director of Coaching Analytics       |
| Drew Wilkins     | Defensive Coaching Assistant         |

# DEPTH CHART

*Updated by Ravens PR staff on Oct. 18*

## OFFENSE

|           |           |                        |           |                      |           |                    |
|-----------|-----------|------------------------|-----------|----------------------|-----------|--------------------|
| <b>WR</b> | 89        | Steve Smith Sr.*       | 11        | Kamar Aiken          | 14        | Devin Hester Sr.*  |
| <b>WR</b> | 17        | Mike Wallace           | 18        | Breshad Perriman     | <u>10</u> | <u>Chris Moore</u> |
| <b>LT</b> | <u>79</u> | <u>Ronnie Stanley*</u> | <u>72</u> | <u>Alex Lewis</u>    | 74        | James Hurst        |
| <b>LG</b> | <u>72</u> | <u>Alex Lewis</u>      | 64        | John Urschel         | 62        | Vladimir Ducasse   |
| <b>C</b>  | 53        | Jeremy Zuttah          | 66        | Ryan Jensen          | 64        | John Urschel       |
| <b>RG</b> | 73        | Marshal Yanda*         | 64        | John Urschel         | 62        | Vladimir Ducasse   |
| <b>RT</b> | 71        | Rick Wagner            | 73        | Marshal Yanda*       | 74        | James Hurst        |
| <b>TE</b> | 88        | Dennis Pitta -- or --  | 80        | Crockett Gillmore    | 84        | Darren Waller      |
| <b>QB</b> | 5         | Joe Flacco             | 15        | Ryan Mallett         |           | 83 Daniel Brown    |
| <b>FB</b> | 44        | Kyle Juszczyk          |           |                      |           |                    |
| <b>RB</b> | 28        | Terrance West          | <u>30</u> | <u>Kenneth Dixon</u> | 37        | Javorius Allen     |

## DEFENSE

|             |    |                           |           |                       |           |                         |
|-------------|----|---------------------------|-----------|-----------------------|-----------|-------------------------|
| <b>DT</b>   | 99 | Timmy Jernigan            | <u>69</u> | <u>Willie Henry</u>   |           |                         |
| <b>NT</b>   | 98 | Brandon Williams          | <u>78</u> | <u>Michael Pierce</u> |           |                         |
| <b>DE</b>   | 93 | Lawrence Guy              | 96        | Brent Urban           |           |                         |
| <b>RUSH</b> | 55 | Terrell Suggs             | 90        | Za'Darius Smith       | <u>91</u> | <u>Matthew Judon</u>    |
| <b>ILB</b>  | 57 | C.J. Mosley*              | 50        | Albert McClellan      |           |                         |
| <b>ILB</b>  | 54 | Zachary Orr               | <u>51</u> | <u>Kamalei Correa</u> | <u>48</u> | <u>Patrick Onwuasor</u> |
| <b>SAM</b>  | 50 | Albert McClellan -- or -- | 58        | Elvis Dumervil*       |           |                         |
| <b>LCB</b>  | 24 | Shareece Wright           | 26        | Jeraud Powers         |           |                         |
| <b>SS</b>   | 32 | Eric Weddle               | 41        | Anthony Levine Sr.    |           |                         |
| <b>FS</b>   | 21 | Lardarius Webb            | 23        | Kendrick Lewis        | 42        | Marqueston Huff         |
| <b>RCB</b>  | 22 | Jimmy Smith               | <u>36</u> | <u>Tavon Young</u>    | 31        | Will Davis              |

## SPECIAL TEAMS

|            |    |                   |           |                    |           |                    |
|------------|----|-------------------|-----------|--------------------|-----------|--------------------|
| <b>P</b>   | 4  | Sam Koch          |           |                    |           |                    |
| <b>K</b>   | 9  | Justin Tucker     |           |                    |           |                    |
| <b>H</b>   | 4  | Sam Koch          |           |                    |           |                    |
| <b>LS</b>  | 46 | Morgan Cox        |           |                    |           |                    |
| <b>KOR</b> | 14 | Devin Hester Sr.* | <u>10</u> | <u>Chris Moore</u> | <u>36</u> | <u>Tavon Young</u> |
| <b>PR</b>  | 14 | Devin Hester Sr.* | 21        | Lardarius Webb     |           | 28 Terrance West   |

\* Injured

All Rookies Underlined

## PRONUNCIATIONS

**PLAYERS:** Kamar Aiken (kuh-MARR); Javorius Allen (juh-VAR-us); Maurice Canady (CAN-uh-dee); Kamalei Correa (KAH-mah-lay, corr-A-uh); Marqueston Huff (mar-QUEST-un); Kyle Juszczyk (YOOZ-check); Bronson Kaufusi (cow-FOO-see); Sam Koch (Cook); Anthony Levine Sr. (Luh-VEEN); Cavellis Luckett (cah-VELL-us); Stephane Nembot (steff-ON, NAME-bot); Patrick Onwuasor (o-WAH-so); Dennis Pitta (PIT-uh); Matt Skura (SKUR-uh); Za'Darius Smith (zuh-DARE-ee-us); Lorenzo Taliaferro (tal-uh-FARE-oh); Lardarius Webb (lahr-DARE-ee-us); Marshal Yanda (YAWN-da); Tavon Young (TAY-von); Jeremy Zuttah (ZOO-tah) **COACHES:** Richard Angulo (an-GOO-low); Andy Bischoff (BISH-off); Juan Castillo (cass-TEE-yo); Marty Mornhinweg (MORNING-wig); Bob Rogucki (ruh-GUS-key); Craig Ver Steeg (ver-STEGG)

# HOW THE 2016 RAVENS ARE BUILT



## WHEN/HOW ACQUIRED

| YEAR | PLAYER  | ACQ.       |
|------|---|------------|
| 2003 | OLB Terrell Suggs                             | D1a        |
| 2006 | P Sam Koch                                    | D6a        |
| 2007 | G/T Marshal Yanda                             | D3b        |
| 2008 | QB Joe Flacco                                 | D1         |
| 2009 | DB Lardarius Webb                             | D3         |
| 2010 | LS Morgan Cox                                 | RFA        |
|      | LB Albert McClellan                           | RFA        |
|      | TE Dennis Pitta                               | D4         |
| 2011 | CB Jimmy Smith                                | D1         |
| 2012 | DB/LB Anthony Levine Sr.                      | FA         |
|      | K Justin Tucker                               | RFA        |
| 2013 | OLB Elvis Dumervil                            | FA         |
|      | <i>S Matt Elam [Injured Reserve]</i>          | D1         |
|      | OL Ryan Jensen                                | D6b        |
|      | FB Kyle Juszczyk                              | D4b        |
|      | T Rick Wagner                                 | D5         |
|      | DT Brandon Williams                           | D3         |
| 2014 | WR Kamar Aiken                                | FA         |
|      | RB Justin Forsett                             | FA         |
|      | TE Crockett Gillmore                          | D3b        |
|      | DE Lawrence Guy                               | WA (SD)    |
|      | OL James Hurst                                | RFA        |
|      | DT Timmy Jernigan                             | D2         |
|      | LB C.J. Mosley                                | D1         |
|      | LB Zachary Orr                                | RFA        |
|      | WR Steve Smith Sr.                            | FA         |
|      | DE Brent Urban                                | D4a        |
|      | <i>RB Lorenzo Taliaferro [PUP List]</i>       | D4b        |
|      | G/C John Urschel                              | D5         |
|      | C Jeremy Zuttah                               | TR (TB)    |
| 2015 | RB Javorius Allen                             | D4b        |
|      | <i>CB Kyle Arrington [Injured Reserve]</i>    | FA         |
|      | TE Nick Boyle [Suspended]                     | D5a        |
|      | TE Daniel Brown                               | RFA        |
|      | <i>WR/RS Kaelin Clay [Injured Reserve]</i>    | FA         |
|      | <i>DT Carl Davis [Injured Reserve]</i>        | D3         |
|      | CB Will Davis                                 | TR (Mia.)  |
|      | S Kendrick Lewis                              | UFA (Hou.) |
|      | QB Ryan Mallett                               | FA         |
|      | <i>WR Chris Matthews [Injured Reserve]</i>    | FA         |
|      | WR Breshad Perriman                           | D1         |
|      | <i>CB Sheldon Price [Injured Reserve]</i>     | FA         |
|      | <i>CB Jumal Rolle [Injured Reserve]</i>       | FA         |
|      | OLB Za'Darius Smith                           | D4a        |
|      | WR Darren Waller                              | D6         |
|      | <i>T De'Ondre Wesley [Injured Reserve]</i>    | RFA        |
|      | RB Terrance West                              | FA         |
|      | <i>TE Maxx Williams [Injured Reserve]</i>     | D2         |
|      | CB Shareece Wright                            | FA         |
| 2016 | <i>CB Maurice Canady [Injured Reserve]</i>    | D6b        |
|      | OLB Kamalei Correa                            | D2         |
|      | RB Kenneth Dixon                              | D4e        |
|      | G Vladimir Ducasse                            | FA         |
|      | DT Willie Henry                               | D4d        |
|      | WR/RS Devin Hester Sr.                        | FA         |
|      | S Marqueston Huff                             | FA         |
|      | OLB Matthew Judon                             | D5         |
|      | <i>DE Bronson Kaufusi [Injured Reserve]</i>   | D3         |
|      | G/T Alex Lewis                                | D4c        |
|      | <i>OLB Cavellis Lockett [Injured Reserve]</i> | FA         |
|      | WR Chris Moore                                | D4b        |
|      | <i>T Stephane Nembot [Injured Reserve]</i>    | RFA        |
|      | ILB Patrick Onwuasor                          | RFA        |
|      | T Ronnie Stanley                              | D1         |
|      | DT Michael Pierce                             | RFA        |
|      | CB Jerraud Powers                             | FA         |
|      | WR Mike Wallace                               | FA         |
|      | <i>TE Benjamin Watson [Injured Reserve]</i>   | UFA (NO)   |
|      | S Eric Weddle                                 | UFA (SD)   |
|      | CB Tavon Young                                | D4a        |



## BY DRAFT ROUND

| 1st ROUND (8)                                 | TEAM         | YEAR        |
|---|--------------|-------------|
| OLB Terrell Suggs                             | Baltimore    | 2003 (10th) |
| <i>TE Benjamin Watson [Injured Reserve]</i>   | New England  | 2004 (32nd) |
| QB Joe Flacco                                 | Baltimore    | 2008 (18th) |
| CB Jimmy Smith                                | Baltimore    | 2011 (27th) |
| <i>S Matt Elam [Injured Reserve]</i>          | Baltimore    | 2013 (32nd) |
| LB C.J. Mosley                                | Baltimore    | 2014 (17th) |
| WR Breshad Perriman                           | Baltimore    | 2015 (26th) |
| T Ronnie Stanley                              | Baltimore    | 2016 (6th)  |
| 2nd ROUND (6)                                 |              |             |
| WR/RS Devin Hester Sr.                        | Chicago      | 2006        |
| S Eric Weddle                                 | San Diego    | 2007        |
| G Vladimir Ducasse                            | NY Jets      | 2010        |
| DT Timmy Jernigan                             | Baltimore    | 2014        |
| <i>TE Maxx Williams [Injured Reserve]</i>     | Baltimore    | 2015        |
| OLB Kamalei Correa                            | Baltimore    | 2016        |
| 3rd ROUND (14)                                |              |             |
| WR Steve Smith Sr.                            | Carolina     | 2001        |
| G/T Marshal Yanda                             | Baltimore    | 2007        |
| C Jeremy Zuttah                               | Tampa Bay    | 2008        |
| CB Jerraud Powers                             | Indianapolis | 2009        |
| WR Mike Wallace                               | Pittsburgh   | 2009        |
| CB/RS Lardarius Webb                          | Baltimore    | 2009        |
| QB Ryan Mallett                               | New England  | 2011        |
| CB Shareece Wright                            | San Diego    | 2011        |
| CB Will Davis                                 | Miami        | 2013        |
| DT Brandon Williams                           | Baltimore    | 2013        |
| TE Crockett Gillmore                          | Baltimore    | 2014        |
| RB Terrance West                              | Cleveland    | 2014        |
| <i>DT Carl Davis [Injured Reserve]</i>        | Baltimore    | 2015        |
| <i>DE Bronson Kaufusi [Injured Reserve]</i>   | Baltimore    | 2016        |
| 4th ROUND (13)                                |              |             |
| OLB Elvis Dumervil                            | Denver       | 2006        |
| TE Dennis Pitta                               | Baltimore    | 2010        |
| FB Kyle Juszczyk                              | Baltimore    | 2013        |
| S Marqueston Huff                             | Tennessee    | 2014        |
| <i>RB Lorenzo Taliaferro [PUP List]</i>       | Baltimore    | 2014        |
| DE Brent Urban                                | Baltimore    | 2014        |
| OLB Za'Darius Smith                           | Baltimore    | 2015        |
| RB Javorius Allen                             | Baltimore    | 2015        |
| RB Kenneth Dixon                              | Baltimore    | 2016        |
| DT Willie Henry                               | Baltimore    | 2016        |
| G/T Alex Lewis                                | Baltimore    | 2016        |
| WR Chris Moore                                | Baltimore    | 2016        |
| CB Tavon Young                                | Baltimore    | 2016        |
| 5th ROUND (6)                                 |              |             |
| S Kendrick Lewis                              | Kansas City  | 2010        |
| G/T Rick Wagner                               | Baltimore    | 2013        |
| G/C John Urschel                              | Baltimore    | 2014        |
| <i>TE Nick Boyle [Suspended]</i>              | Baltimore    | 2015        |
| OLB Matthew Judon                             | Baltimore    | 2016        |
| 6th ROUND (5)                                 |              |             |
| P Sam Koch                                    | Baltimore    | 2006        |
| OL Ryan Jensen                                | Baltimore    | 2013        |
| <i>WR/RS Kaelin Clay [Injured Reserve]</i>    | Tampa Bay    | 2015        |
| WR Darren Waller                              | Baltimore    | 2015        |
| <i>CB Maurice Canady [Injured Reserve]</i>    | Baltimore    | 2016        |
| 7th ROUND (1)                                 |              |             |
| DE Lawrence Guy                               | Green Bay    | 2011        |
| UNDRAFTED (17)                                |              |             |
| <i>CB Kyle Arrington [Injured Reserve]</i>    | Philadelphia | 2008        |
| LS Morgan Cox                                 | Baltimore    | 2010        |
| DB Anthony Levine Sr.                         | Green Bay    | 2010        |
| LB Albert McClellan                           | Baltimore    | 2010        |
| WR Kamar Aiken                                | Buffalo      | 2011        |
| <i>WR Chris Matthews [Injured Reserve]</i>    | Cleveland    | 2011        |
| K Justin Tucker                               | Baltimore    | 2012        |
| <i>CB Sheldon Price [Injured Reserve]</i>     | Indianapolis | 2013        |
| <i>CB Jumal Rolle [Injured Reserve]</i>       | Buffalo      | 2013        |
| OL James Hurst                                | Baltimore    | 2014        |
| LB Zachary Orr                                | Baltimore    | 2014        |
| TE Daniel Brown                               | Baltimore    | 2015        |
| <i>T De'Ondre Wesley [Injured Reserve]</i>    | Baltimore    | 2015        |
| <i>OLB Cavellis Lockett [Injured Reserve]</i> | Baltimore    | 2016        |
| <i>T Stephane Nembot [Injured Reserve]</i>    | Baltimore    | 2016        |
| ILB Patrick Onwuasor                          | Baltimore    | 2016        |
| DT Michael Pierce                             | Baltimore    | 2016        |

[Italics indicates player not on active 53-man roster.]



# 2016 TRANSACTIONS

- **Jan. 4:** Signed LB Brennen Beyer, G Leon Brown, DE Nordly Capi, T Blaine Clausell, WR Chuck Jacobs, S Nick Perry and TE Harold Spears to Reserve/Future contracts.
- **Jan. 5:** Signed free agent **QB Jerrod Johnson**.
- **March 2:** Re-signed LB Albert McClellan, who was scheduled to become a free agent, to a renegotiated contract.
- **March 3:** Terminated the contract of vested veteran LB Daryl Smith; Did not pick up the contract option for DE Chris Canty's return in 2016.  
**March 4:** K Justin Tucker signed his franchise player tender.
- **March 7:** Re-signed unrestricted free agent CB Shareece Wright.
- **March 10:** Signed unrestricted free agent **TE Benjamin Watson**.
- **March 15:** Signed free agent **WR Mike Wallace**.
- **March 16:** Signed unrestricted free agent **S Eric Weddle**; Terminated the contract of S Will Hill III.
- **March 17:** Re-signed unrestricted free agent LB Chris Carter; Re-signed restricted free agent WR Marlon Brown.
- **March 24:** Re-signed restricted free agent TE Chase Ford.
- **March 28:** Re-signed exclusive rights free agent RB Terrence Magee.  
**April 6:** Re-signed exclusive rights free agents RB Terrance West and WR Daniel Brown.
- **April 7:** Re-signed exclusive rights free agent WR Chris Matthews.  
**April 8:** Waived WR Cam Worthy.
- **April 12:** Waived TE Chase Ford.
- **April 13:** Waived TE Harold Spears.
- **April 18:** Signed free agent **RB Trent Richardson**; Re-signed restricted free agent WR Kamar Aiken; Re-signed exclusive rights free agents WR Jemery Butler, WR Kaelin Clay and C/G Ryan Jensen; Re-signed exclusive rights free agent CB Jermaine Whitehead.  
**April 19:** Re-signed exclusive rights free agent CB Jumal Rolle.
- **April 27:** Re-signed exclusive rights free agent T De'Ondre Wesley.  
**May 3:** Withdrew the tender offer of exclusive rights free agent TE Konrad Reuland and waived G Leon Brown.
- **May 6:** Waived WR Chuck Jacobs and RB Terrance Magee; Signed the following rookie free agents: **G Jarell Broxton**, **DT Trevon Coley**, **C Anthony Fabiano**, **ILB Cavellis Luckett**, **K Wil Lutz**, **T Stephane Nembot**, **OLB Victor Ochi**, **OLB Mario Ojemudia**, **ILB Patrick Onwuasor**, **DT Michael Pierce** and **C Matt Skura**; Signed the following 2016 draft picks: **CB Maurice Canady**, **OLB Kamalei Correa**, **RB Kenneth Dixon**, **DT Wille Henry**, **OLB Matthew Judon**, **T Alex Lewis** and **WR Chris Moore**.
- **May 9:** Signed 2016 draft choice **CB Tavon Young**.
- **May 13:** Signed 2016 draft choice **T Ronnie Stanley**; Waived WR Marlon Brown (failed physical), DE Nordly Capi, DB Nick Perry and DB Jermaine Whitehead; Signed free agent **CB Jerraud Powers**.  
**May 16:** Signed undrafted free agent **CB Sam Brown**; Signed free agents **QB Josh Johnson** and **G Vladimir Ducasse**.
- **May 31:** Signed 2016 draft choice **WR/RS Keenan Reynolds**.
- **June 14:** Signed 2016 draft choice **DE Bronson Kaufusi**.
- **June 15:** Terminated the contract of vested veteran T Eugene Monroe.
- **July 23:** Placed the following players on the Physically Unable to Perform (PUP) list: OLB Elvis Dumervil, WR Breshad Perriman, RB Trent Richardson, CB Jumal Rolle, WR Steve Smith Sr. and OLB Terrell Suggs.
- **July 27:** Waived (injured) CB Jumal Rolle and LB Cavellis Luckett (reverted to IR); Signed free agent **WR Dobson Collins** and **ILB Kavell Conner**.
- **July 30:** Signed P Michael Palardy.
- **Aug. 2:** Waived RB Trent Richardson; Re-signed WR Chuck Jacobs.
- **Aug. 3:** Waived P Michael Palardy; Signed **RB Stephen Houston**.
- **Aug. 15:** Waived (injured) WR/RS Kaelin Clay, who then reverted to IR; Signed rookie free agent **WR Darius White**; Activated OLB Terrell Suggs from the Physically Unable to Perform list.
- **Aug. 17:** Waived (injured) CB Sam Brown, who then reverted to IR; Activated WR Steve Smith from the Physically Unable to Perform list; Signed free agent **CB Carrington Byndom**.
- **Aug. 22:** Activated OLB Elvis Dumervil and WR Breshad Perriman from the Physically Unable to Perform list.
- **Aug. 29:** Waived G Jarell Broxton, DT Trevon Coley, WR Dobson Collins, C Anthony Fabiano, WR Chuck Jacobs, QB Jerrod Johnson, LB Mario Ojemudia and WR Darius White; Terminated the contract of vested veteran LB Kavell Conner; Placed CB Kyle Arrington and TE Benjamin Watson on Injured Reserve.
- **Aug. 30:** Waived K Wil Lutz; Placed RB Lorenzo Taliaferro on the Reserve/Physically Unable to Perform list; Placed DE Bronson Kaufusi and T Stephane Nembot on Injured Reserve.
- **Sept. 3:** Terminated the contracts of vested veterans G Vladimir Ducasse, RB Justin Forsett and QB Josh Johnson; Waived OLB Brennen Beyer, S Terrence Brooks, ILB Arthur Brown, TE Daniel Brown, WR Jeremy Butler, T Blaine Clausell, RB Stephen Houston, DE Kapron Lewis-Moore, OLB Victor Ochi, ILB Patrick Onwuasor, WR/RS Keenan Reynolds, C Matt Skura and CB Julian Wilson; Waived (injured) CB Carrington Byndom; Placed WR/RS Michael Campanaro, WR Chris Matthews and G/T De'Ondre Wesley on Injured Reserve.
- **Sept. 4:** Signed OLB Brennen Beyer, TE Daniel Brown, T Blaine Clausell, RB Stephen Houston, DT Kapron Lewis-Moore, LB Patrick Onwuasor, WR/RS Keenan Reynolds and C Matt Skura to the practice squad.
- **Sept. 5:** Placed DT Carl Davis and S Matt Elam on Injured Reserve; Signed RB Justin Forsett and **WR/RS Devin Hester**.
- **Sept. 6:** Signed G Jarell Broxton and **QB David Fales** to the practice squad.
- **Sept. 7:** Waived CB Carrington Byndom from Injured Reserve (injury settlement).
- **Sept. 13:** Waived WR/RS Michael Campanaro from Injured Reserve (injury settlement).
- **Oct. 4:** Terminated the contract of vested veteran RB Justin Forsett.
- **Oct. 5:** Elevated TE Daniel Brown from the practice squad to the 53-man roster; Signed **WR Kenny Bell** to the practice squad.
- **Oct. 6:** Placed CB Maurice Canady on Injured Reserve; Signed **S Marqueston Huff** off Jacksonville's practice squad to the 53-man roster.
- **Oct. 7:** Placed TE Maxx Williams on Injured Reserve.
- **Oct. 8:** Activated TE Darren Waller from the Commissioner Exempt list to the 53-man roster.
- **Oct. 11:** Placed CB Sheldon Price on Injured Reserve; Re-signed G Vladimir Ducasse.
- **Oct. 12:** Terminated the contract of vested veteran OLB Chris Carter; Claimed off waivers (Mia.) **G/T Billy Turner**.
- **Oct. 13:** Waived G Jarell Broxton from the practice squad; Signed **CB Robertson Daniel** to the practice squad.
- **Oct. 15:** Waived G/T Billy Turner and elevated ILB Patrick Onwuasor from the practice squad to the 53-man roster.
- **Oct. 18:** Signed **CB/RS Asa Jackson** to the practice squad.

(Bold denotes first time player has joined the Ravens.)

# GAME-BY-GAME STARTERS

## OFFENSE

| GAME                     | WR      | LT             | LG              | C      | RG     | RT     | TE       | WR        | QB     | RB      | FB       | OTHER         |
|--------------------------|---------|----------------|-----------------|--------|--------|--------|----------|-----------|--------|---------|----------|---------------|
| Sept. 11 vs. Buffalo     | Wallace | <b>Stanley</b> | <b>A. Lewis</b> | Zuttah | Yanda  | Wagner | Pitta    | Smith Sr. | Flacco | Forsett | Juszczyk |               |
| Sept. 18 at Cleveland    | Wallace | Stanley        | A. Lewis        | Zuttah | Yanda  | Wagner | Pitta    | Smith Sr. | Flacco | Forsett | n/a      | Gillmore (TE) |
| Sept. 25 at Jacksonville | Wallace | Stanley        | A. Lewis        | Zuttah | Yanda  | Wagner | Gillmore | Smith Sr. | Flacco | Forsett | Juszczyk |               |
| Oct. 2 vs. Oakland       | Wallace | Hurst          | Jensen          | Zuttah | Yanda  | Wagner | Pitta    | Smith Sr. | Flacco | West    | n/a      | Gillmore (TE) |
| Oct. 9 vs. Washington    | Wallace | A. Lewis       | Urschel         | Zuttah | Yanda  | Wagner | Gillmore | Smith Sr. | Flacco | West    | Juszczyk |               |
| Oct. 16 at NY Giants     | Wallace | A. Lewis       | Urschel         | Zuttah | Jensen | Hurst  | Gillmore | Aiken     | Flacco | West    | Juszczyk |               |
| Oct. 23 at NY Jets       |         |                |                 |        |        |        |          |           |        |         |          |               |
| Nov. 6 vs. Pittsburgh    |         |                |                 |        |        |        |          |           |        |         |          |               |
| Nov. 10 vs. Cleveland    |         |                |                 |        |        |        |          |           |        |         |          |               |
| Nov. 20 at Dallas        |         |                |                 |        |        |        |          |           |        |         |          |               |
| Nov. 27 vs. Cincinnati   |         |                |                 |        |        |        |          |           |        |         |          |               |
| Dec. 4 vs. Miami         |         |                |                 |        |        |        |          |           |        |         |          |               |
| Dec. 12 at New England   |         |                |                 |        |        |        |          |           |        |         |          |               |
| Dec. 18 vs. Philadelphia |         |                |                 |        |        |        |          |           |        |         |          |               |
| Dec. 25 at Pittsburgh    |         |                |                 |        |        |        |          |           |        |         |          |               |
| Jan. 1 at Cincinnati     |         |                |                 |        |        |        |          |           |        |         |          |               |

## DEFENSE

| GAME                     | DT       | DE  | NT          | SAM             | MIKE   | WILL       | RUSH  | RCB      | LCB          | SS     | FS   | OTHER |
|--------------------------|----------|-----|-------------|-----------------|--------|------------|-------|----------|--------------|--------|------|-------|
| Sept. 11 vs. Buffalo     | Jernigan | Guy | B. Williams | McClellan       | Mosley | <b>Orr</b> | Suggs | J. Smith | Wright       | Weddle | Webb |       |
| Sept. 18 at Cleveland    | Jernigan | Guy | B. Williams | McClellan       | Mosley | Orr        | Suggs | J. Smith | Wright       | Weddle | Webb |       |
| Sept. 25 at Jacksonville | Jernigan | Guy | B. Williams | McClellan       | Mosley | Orr        | Suggs | J. Smith | Wright       | Weddle | Webb |       |
| Oct. 2 vs. Oakland       | Jernigan | Guy | B. Williams | McClellan       | Mosley | Orr        | Suggs | J. Smith | Wright       | Weddle | Webb |       |
| Oct. 9 vs. Washington    | Jernigan | Guy | B. Williams | McClellan       | Mosley | Orr        | Suggs | J. Smith | <b>Price</b> | Weddle | Webb |       |
| Oct. 16 at NY Giants     | Jernigan | n/a | B. Williams | <b>Z. Smith</b> | Orr    | McClellan  | Suggs | J. Smith | <b>Young</b> | Weddle | Webb |       |
| Oct. 23 at NY Jets       |          |     |             |                 |        |            |       |          |              |        |      |       |
| Nov. 6 vs. Pittsburgh    |          |     |             |                 |        |            |       |          |              |        |      |       |
| Nov. 10 vs. Cleveland    |          |     |             |                 |        |            |       |          |              |        |      |       |
| Nov. 20 at Dallas        |          |     |             |                 |        |            |       |          |              |        |      |       |
| Nov. 27 vs. Cincinnati   |          |     |             |                 |        |            |       |          |              |        |      |       |
| Dec. 4 vs. Miami         |          |     |             |                 |        |            |       |          |              |        |      |       |
| Dec. 12 at New England   |          |     |             |                 |        |            |       |          |              |        |      |       |
| Dec. 18 vs. Philadelphia |          |     |             |                 |        |            |       |          |              |        |      |       |
| Dec. 25 at Pittsburgh    |          |     |             |                 |        |            |       |          |              |        |      |       |
| Jan. 1 at Cincinnati     |          |     |             |                 |        |            |       |          |              |        |      |       |

**Bold denotes first NFL start**

# 2016 RAVENS STATISTICS

## WON 3, LOST 3

|       |         |                    |        |
|-------|---------|--------------------|--------|
| 09/11 | W 13- 7 | Buffalo            | 71,104 |
| 09/18 | W 25-20 | at Cleveland       | 67,431 |
| 09/25 | W 19-17 | at Jacksonville    | 60,127 |
| 10/02 | L 27-28 | Oakland            | 71,152 |
| 10/09 | L 10-16 | Washington         | 71,318 |
| 10/16 | L 23-27 | at New York Giants | 78,487 |
| 10/23 |         | at New York Jets   |        |
| 11/06 |         | Pittsburgh         |        |
| 11/10 |         | Cleveland          |        |
| 11/20 |         | at Dallas          |        |
| 11/27 |         | Cincinnati         |        |
| 12/04 |         | Miami              |        |
| 12/12 |         | at New England     |        |
| 12/18 |         | Philadelphia       |        |
| 12/25 |         | at Pittsburgh      |        |
| 01/01 |         | at Cincinnati      |        |

|                          | Balt.          | Opp.           |
|--------------------------|----------------|----------------|
| <b>TOTAL FIRST DOWNS</b> | <b>123</b>     | <b>92</b>      |
| Rushing                  | 29             | 13             |
| Passing                  | 76             | 71             |
| Penalty                  | 18             | 8              |
| 3rd Down: Made/Att       | 32/94          | 27/82          |
| 3rd Down Pct.            | 34.0           | 32.9           |
| 4th Down: Made/Att       | 4/10           | 7/8            |
| 4th Down Pct.            | 40.0           | 87.5           |
| <b>POSSESSION AVG.</b>   | <b>32:32</b>   | <b>27:28</b>   |
| <b>TOTAL NET YARDS</b>   | <b>2082</b>    | <b>1769</b>    |
| Avg. Per Game            | 347.0          | 294.8          |
| Total Plays              | 425            | 350            |
| Avg. Per Play            | 4.9            | 5.1            |
| <b>NET YARDS RUSHING</b> | <b>593</b>     | <b>418</b>     |
| Avg. Per Game            | 98.8           | 69.7           |
| Total Rushes             | 147            | 124            |
| <b>NET YARDS PASSING</b> | <b>1489</b>    | <b>1351</b>    |
| Avg. Per Game            | 248.2          | 225.2          |
| Sacked/Yards Lost        | 13/100         | 11/76          |
| Gross Yards              | 1589           | 1427           |
| Att./Completions         | 265/164        | 215/145        |
| Completion Pct.          | 61.9           | 67.4           |
| Had Intercepted          | 4              | 8              |
| <b>PUNTS/AVERAGE</b>     | <b>31/47.5</b> | <b>36/46.1</b> |
| <b>NET PUNTING AVG.</b>  | <b>31/37.4</b> | <b>36/42.0</b> |
| <b>PENALTIES/YARDS</b>   | <b>52/403</b>  | <b>46/481</b>  |
| <b>FUMBLES/BALL LOST</b> | <b>7/4</b>     | <b>7/3</b>     |
| <b>TOUCHDOWNS</b>        | <b>10</b>      | <b>15</b>      |
| Rushing                  | 5              | 2              |
| Passing                  | 5              | 12             |
| Returns                  | 0              | 1              |

| * SCORE BY PERIODS | Q1        | Q2        | Q3        | Q4        | OT           | PTS          |              |
|--------------------|-----------|-----------|-----------|-----------|--------------|--------------|--------------|
| <b>TEAM</b>        | <b>29</b> | <b>32</b> | <b>19</b> | <b>37</b> | <b>0</b>     | <b>117</b>   |              |
| <b>OPPONENTS</b>   | <b>33</b> | <b>28</b> | <b>27</b> | <b>27</b> | <b>0</b>     | <b>115</b>   |              |
| * SCORING          | TD-Ru     | Pa        | Rt        | PAT       | FG           | S            | PTS          |
| Tucker             | 0         | 0         | 0         | 0         | 8/8          | 15/15        | 0 53         |
| Wallace            | 3         | 0         | 3         | 0         |              |              | 0 20         |
| West               | 3         | 3         | 0         | 0         |              |              | 0 18         |
| Flacco             | 2         | 2         | 0         | 0         |              |              | 0 12         |
| Gillmore           | 1         | 0         | 1         | 0         |              |              | 0 6          |
| S. Smith           | 1         | 0         | 1         | 0         |              |              | 0 6          |
| Young              | 0         | 0         | 0         | 0         |              |              | 0 2          |
| <b>TEAM</b>        | <b>10</b> | <b>5</b>  | <b>5</b>  | <b>0</b>  | <b>8/8</b>   | <b>15/15</b> | <b>0 117</b> |
| <b>OPPONENTS</b>   | <b>15</b> | <b>2</b>  | <b>12</b> | <b>1</b>  | <b>13/15</b> | <b>4/8</b>   | <b>0 115</b> |

2-Pt Conv: Wallace, Young, TEAM 2-3, OPPONENTS 0-0

SACKS: Suggs 5, Jernigan 3, Guy 1, Pierce 1, Urban 1, TEAM 11, OPPONENTS 13

FUM/LOST: Flacco 3/2, Hester 2/1, Mosley 1/1, West 1/0

| * RUSHING        | No.        | Yds        | Avg        | Long       | TD       |
|------------------|------------|------------|------------|------------|----------|
| West             | 88         | 414        | 4.7        | 35         | 3        |
| Forsett TM       | 31         | 98         | 3.2        | 11         | 0        |
| Allen            | 7          | 31         | 4.4        | 7          | 0        |
| Wallace          | 3          | 19         | 6.3        | 11         | 0        |
| Flacco           | 11         | 17         | 1.5        | 7t         | 2        |
| Dixon            | 5          | 10         | 2.0        | 7          | 0        |
| Juszczyk         | 1          | 2          | 2.0        | 2          | 0        |
| Perriman         | 1          | 2          | 2.0        | 2          | 0        |
| <b>TEAM</b>      | <b>147</b> | <b>593</b> | <b>4.0</b> | <b>35</b>  | <b>5</b> |
| <b>OPPONENTS</b> | <b>124</b> | <b>418</b> | <b>3.4</b> | <b>85t</b> | <b>2</b> |

| * RECEIVING      | No.        | Yds         | Avg        | Long       | TD        |
|------------------|------------|-------------|------------|------------|-----------|
| Pitta            | 34         | 295         | 8.7        | 30         | 0         |
| S. Smith         | 27         | 310         | 11.5       | 52t        | 1         |
| Wallace          | 25         | 370         | 14.8       | 70         | 3         |
| Juszczyk         | 17         | 132         | 7.8        | 18         | 0         |
| Perriman         | 13         | 172         | 13.2       | 41         | 0         |
| Forsett TM       | 11         | 36          | 3.3        | 10         | 0         |
| Aiken            | 10         | 92          | 9.2        | 22         | 0         |
| West             | 10         | 59          | 5.9        | 15         | 0         |
| Gillmore         | 8          | 71          | 8.9        | 22         | 1         |
| Moore            | 4          | 30          | 7.5        | 13         | 0         |
| Allen            | 3          | 15          | 5.0        | 8          | 0         |
| Dixon            | 2          | 7           | 3.5        | 6          | 0         |
| <b>TEAM</b>      | <b>164</b> | <b>1589</b> | <b>9.7</b> | <b>70</b>  | <b>5</b>  |
| <b>OPPONENTS</b> | <b>145</b> | <b>1427</b> | <b>9.8</b> | <b>75t</b> | <b>12</b> |

| * INTERCEPTIONS  | No.      | Yds       | Avg        | Long      | TD       |
|------------------|----------|-----------|------------|-----------|----------|
| Mosley           | 3        | 12        | 4.0        | 12        | 0        |
| Young            | 2        | 22        | 11.0       | 16        | 0        |
| Orr              | 1        | 8         | 8.0        | 8         | 0        |
| W. Davis         | 1        | 0         | 0.0        | 0         | 0        |
| Weddle           | 1        | 0         | 0.0        | 0         | 0        |
| <b>TEAM</b>      | <b>8</b> | <b>42</b> | <b>5.3</b> | <b>16</b> | <b>0</b> |
| <b>OPPONENTS</b> | <b>4</b> | <b>39</b> | <b>9.8</b> | <b>30</b> | <b>0</b> |

| * PUNTING        | No.       | Yds         | Avg         | Net         | TB       | In        | Lg        | B        |
|------------------|-----------|-------------|-------------|-------------|----------|-----------|-----------|----------|
| Koch             | 31        | 1474        | 47.5        | 37.4        | 2        | 9         | 68        | 0        |
| <b>TEAM</b>      | <b>31</b> | <b>1474</b> | <b>47.5</b> | <b>37.4</b> | <b>2</b> | <b>9</b>  | <b>68</b> | <b>0</b> |
| <b>OPPONENTS</b> | <b>36</b> | <b>1660</b> | <b>46.1</b> | <b>42.0</b> | <b>4</b> | <b>14</b> | <b>62</b> | <b>0</b> |

| * PUNT RETURNS   | Ret       | FC       | Yds        | Avg         | Long       | TD       |
|------------------|-----------|----------|------------|-------------|------------|----------|
| Hester           | 9         | 7        | 65         | 7.2         | 20         | 0        |
| Webb             | 1         | 1        | 3          | 3.0         | 3          | 0        |
| <b>TEAM</b>      | <b>10</b> | <b>8</b> | <b>68</b>  | <b>6.8</b>  | <b>20</b>  | <b>0</b> |
| <b>OPPONENTS</b> | <b>17</b> | <b>5</b> | <b>275</b> | <b>16.2</b> | <b>85t</b> | <b>1</b> |

| * KICKOFF RETURNS | No.       | Yds        | Avg         | Long      | TD       |
|-------------------|-----------|------------|-------------|-----------|----------|
| Hester            | 9         | 259        | 28.8        | 60        | 0        |
| Moore             | 1         | 26         | 26.0        | 26        | 0        |
| <b>TEAM</b>       | <b>10</b> | <b>285</b> | <b>28.5</b> | <b>60</b> | <b>0</b> |
| <b>OPPONENTS</b>  | <b>11</b> | <b>214</b> | <b>19.5</b> | <b>45</b> | <b>0</b> |

| * FIELD GOALS    | 1-19  | 20-29                  | 30-39                       | 40-49             | 50+                          |
|------------------|---|------------------------|-----------------------------|-------------------|------------------------------|
| Tucker           | 0/0   | 2/2                    | 5/5                         | 5/5               | 3/3                          |
| <b>TEAM</b>      | <b>0/0</b>  | <b>2/2</b>             | <b>5/5</b>                  | <b>5/5</b>        | <b>3/3</b>                   |
| <b>OPPONENTS</b> | <b>0/0</b>  | <b>2/2</b>             | <b>1/1</b>                  | <b>1/2</b>        | <b>0/3</b>                   |
| <b>Tucker:</b>   | <b>(50G, 37G)</b>                                       | <b>(52G, 49G, 41G)</b> | <b>(43G, 42G, 37G, 53G)</b> | <b>(24G, 43G)</b> | <b>(31G) (23G, 39G, 35G)</b> |
| <b>OPP:</b>      | <b>(49N) (52N) (49G, 52B) ( ) (56N, 27G) (21G, 31G)</b> |                        |                             |                   |                              |

| * PASSING        | Att        | Cmp        | Yds         | Cmp%        | Yds/Att     | TD        | TD%        | Int      | Int%       | Long       | Sk/Lost       | Rating      |
|------------------|------------|------------|-------------|-------------|-------------|-----------|------------|----------|------------|------------|---------------|-------------|
| Flacco           | 264        | 164        | 1589        | 62.1        | 6.02        | 5         | 1.9        | 4        | 1.5        | 70         | 13/100        | 78.9        |
| Tucker           | 1          | 0          | 0           | 0.0         | 0.00        | 0         | 0.0        | 0        | 0.0        | ---        | 0/0           | 39.6        |
| <b>TEAM</b>      | <b>265</b> | <b>164</b> | <b>1589</b> | <b>61.9</b> | <b>6.00</b> | <b>5</b>  | <b>1.9</b> | <b>4</b> | <b>1.5</b> | <b>70</b>  | <b>13/100</b> | <b>78.6</b> |
| <b>OPPONENTS</b> | <b>215</b> | <b>145</b> | <b>1427</b> | <b>67.4</b> | <b>6.64</b> | <b>12</b> | <b>5.6</b> | <b>8</b> | <b>3.7</b> | <b>75t</b> | <b>11/76</b>  | <b>89.0</b> |

## 2016 DEFENSIVE STATISTICS

from Press Box Stats

| Name                | Total      | Solo       | Assists   | Sacks     | Yds.      | INT      | Yds.      | PD        | FF       | FR       |
|---------------------|------------|------------|-----------|-----------|-----------|----------|-----------|-----------|----------|----------|
| Orr, Zach           | 50         | 36         | 14        | 0         | 0         | 1        | 8         | 2         | 1        | 2        |
| Mosley, C.J.        | 29         | 21         | 8         | 0         | 0         | 3        | 12        | 4         | 0        | 0        |
| Weddle, Eric        | 27         | 17         | 10        | 0         | 0         | 1        | 0         | 5         | 1        | 0        |
| Wright, Shareece    | 23         | 22         | 1         | 0         | 0         | 0        | 0         | 3         | 0        | 0        |
| McClellan, Albert   | 21         | 15         | 6         | 0         | 0         | 0        | 0         | 0         | 0        | 0        |
| Suggs, Terrell      | 19         | 16         | 3         | 5         | 37        | 0        | 0         | 0         | 0        | 0        |
| Jernigan, Timmy     | 18         | 10         | 8         | 3         | 17        | 0        | 0         | 2         | 0        | 0        |
| Smith, Jimmy        | 17         | 17         | 0         | 0         | 0         | 0        | 0         | 1         | 0        | 0        |
| Webb, Lardarius     | 17         | 16         | 1         | 0         | 0         | 0        | 0         | 1         | 0        | 0        |
| Williams, Brandon   | 12         | 9          | 3         | 0         | 0         | 0        | 0         | 0         | 0        | 0        |
| Pierce, Michael     | 11         | 6          | 5         | 1         | 6         | 0        | 0         | 0         | 0        | 0        |
| Young, Tavon        | 11         | 11         | 0         | 0         | 0         | 2        | 22        | 2         | 0        | 1        |
| Guy, Lawrence       | 9          | 6          | 3         | 1         | 9         | 0        | 0         | 0         | 1        | 0        |
| Smith, Za'Darius    | 8          | 7          | 1         | 0         | 0         | 0        | 0         | 0         | 0        | 0        |
| Judon, Matthew      | 7          | 3          | 4         | 0         | 0         | 0        | 0         | 0         | 0        | 0        |
| Levine Sr., Anthony | 6          | 4          | 2         | 0         | 0         | 0        | 0         | 0         | 0        | 0        |
| Powers, Jerraud     | 5          | 5          | 0         | 0         | 0         | 0        | 0         | 0         | 0        | 0        |
| Urban, Brent        | 5          | 3          | 2         | 1         | 7         | 0        | 0         | 0         | 0        | 0        |
| Davis, Will         | 4          | 1          | 3         | 0         | 0         | 1        | 0         | 1         | 0        | 0        |
| Lewis, Kendrick     | 1          | 1          | 0         | 0         | 0         | 0        | 0         | 0         | 0        | 0        |
| Correa, Kamalei     | 0          | 0          | 0         | 0         | 0         | 0        | 0         | 1         | 0        | 0        |
| <b>Totals</b>       | <b>300</b> | <b>226</b> | <b>74</b> | <b>11</b> | <b>76</b> | <b>8</b> | <b>42</b> | <b>22</b> | <b>3</b> | <b>3</b> |

## 2016 SPECIAL TEAMS STATISTICS

from Press Box Stats

| Name                | Total     | Solo      | Assists  | FF       | FR       | Blocked Kicks |
|---------------------|-----------|-----------|----------|----------|----------|---------------|
| Lewis, Kendrick     | 5         | 5         | 0        | 1        | 0        | 0             |
| Levine Sr., Anthony | 3         | 3         | 0        | 0        | 0        | 0             |
| Young, Tavon        | 3         | 3         | 0        | 0        | 0        | 0             |
| Canady, Maurice     | 2         | 2         | 0        | 0        | 0        | 0             |
| Carter, Chris       | 2         | 2         | 0        | 0        | 0        | 0             |
| McCellan, Albert    | 2         | 2         | 0        | 0        | 0        | 0             |
| Aiken, Kamar        | 1         | 1         | 0        | 0        | 0        | 0             |
| Correa, Kamalei     | 1         | 1         | 0        | 0        | 0        | 0             |
| Cox, Morgan         | 1         | 1         | 0        | 0        | 0        | 0             |
| Hester Sr., Devin   | 1         | 1         | 0        | 0        | 0        | 0             |
| Huff, Marqueston    | 1         | 1         | 0        | 0        | 0        | 0             |
| Juszczyk, Kyle      | 1         | 1         | 0        | 0        | 0        | 0             |
| Koch, Sam           | 1         | 1         | 0        | 0        | 0        | 0             |
| Moore, Chris        | 1         | 1         | 0        | 0        | 0        | 0             |
| Onwuasor, Patrick   | 1         | 1         | 0        | 0        | 0        | 0             |
| Orr, Zach           | 1         | 1         | 0        | 0        | 0        | 0             |
| Waller, Darren      | 1         | 1         | 0        | 0        | 0        | 0             |
| Williams, Maxx      | 1         | 1         | 0        | 0        | 0        | 0             |
| Guy, Lawrence       | 0         | 0         | 0        | 0        | 0        | 1             |
| Urban, Brent        | 0         | 0         | 0        | 0        | 0        | 1             |
| <b>Totals</b>       | <b>29</b> | <b>29</b> | <b>0</b> | <b>1</b> | <b>0</b> | <b>2</b>      |

## 2016 SINGLE-GAME BESTS

|                               |           |  |
|-------------------------------|-----------|--|
| <b>Tackles:</b>               | <b>13</b> | by Zach Orr at NYG (10/16)   |
| <b>Sacks:</b>                 | <b>2</b>  | by Terrell Suggs at Jax. (9/25)  |
| <b>Interceptions:</b>         | <b>1</b>  | by five different players; last by Will Davis & Tavon Young at NYG (10/16)             |
| <b>Passes Defensed:</b>       | <b>2</b>  | by five different players; last by Shareece Wright vs. Oak. (10/2)                     |
| <b>Forced Fumbles:</b>        | <b>1</b>  | by Eric Weddle at NYG (10/16), Zach Orr vs. Was. (10/9) & Lawrence Guy vs. Oak. (10/2) |
| <b>Fumble Recoveries:</b>     | <b>1</b>  | by Zach Orr at NYG (10/16) & vs. Was. (10/9) & Tavon Young vs. Oak. (10/2)             |
| <b>Special Teams Tackles:</b> | <b>3</b>  | by Tavon Young at Jax. (9/25)  |





