



# *PACKERS WEEKLY MEDIA INFORMATION PACKET*

*NEW YORK GIANTS vs GREEN BAY PACKERS*

*SUNDAY, OCTOBER 9, 2016 @ 7:30 PM CDT • LAMBEAU FIELD*







# THE DOPE SHEET

OFFICIAL PROGRAM AND PUBLICATION, ACME-PACKERS FOOTBALL TEAM.

Packers Public Relations • Lambeau Field Atrium • 1265 Lombardi Avenue • Green Bay, WI 54304 • 920/569-7500 • 920/569-7201 fax  
Jason Wahlers, Aaron Popkey, Sarah Quick, Tom Fanning, Nathan LoCascio, Katie Hermesen

**VOL. XVIII; NO. 12**

**WEEK 5**

## GREEN BAY (2-1) VS. NEW YORK GIANTS (2-2)

Sunday, Oct. 9 • Lambeau Field • 7:30 p.m. CDT

### PACKERS RETURN TO ACTION AGAINST THE GIANTS

The Green Bay Packers will take on the New York Giants at home in a primetime matchup this Sunday.

- ▶ It is the third year in a row that Green Bay has played on Sunday Night Football in the week after the bye.
- ▶ The Packers have won seven of the last eight Sunday Night Football games played at home.
- ▶ Dating back to 2006, the Packers (28-9, .757) and Giants (30-10, .750) hold the second- and third-best winning percentages in the month of October, trailing only the New England Patriots (35-7, .833).
- ▶ Green Bay has won 10 consecutive home games during the month of October. The Packers' last October loss at home came by three points in an overtime game against the Miami Dolphins on Oct. 17, 2010.
- ▶ Since 2010, the Packers have played the Giants five times (including playoffs), tied for the second-most games against a non-division opponent behind only the San Francisco 49ers (six).
- ▶ This Sunday, Green Bay will play the second of four consecutive home games over a five-week span. It is the first time the Packers have played four consecutive home games during a single regular season since 1963 (Games 1-4).
- ▶ Starting Sunday, Green Bay will play three home games in a 12-day span.



### BYE-WEEK NOTES

Green Bay's win over Detroit marked the sixth consecutive game at Lambeau Field the Packers have won when it has led into the bye week (2007-08, 2010, 2012, 2015-16).

- ▶ The Packers improved to 7-4 (.636) under Head Coach **Mike McCarthy** in the game heading into the open date on their schedule. Green Bay has won the game after the bye four of the previous six times it won the game heading into the bye.
- ▶ It was the second time in four years that the Packers had a bye in Week 4 (2013). In 2013, Green Bay also played at home after the bye, beating Detroit, 22-9.
- ▶ Dating back to 2006, this was the eighth time, including the third in a row, that Green Bay had a .500 or better record at the bye week (2015, 6-0 / 2014, 5-3 / 2012, 6-3 / 2011, 7-0 / 2010, 6-3 / 2009, 2-2 / 2008, 4-3 / 2007, 5-1).
- ▶ The Packers are playing at home in the week after the bye for the fourth time in the McCarthy era. Green Bay has won each of the previous three. The last time the Packers played at home after the bye was in 2014, a 55-14 win over Chicago.
- ▶ Green Bay faces an NFC opponent for the sixth time after the bye since 2006, but it will be the first time they play a team outside the NFC North. The Packers have won each of the five previous matchups against NFC teams in the week after the bye.
- ▶ In games immediately following its bye week, Green Bay has won 15 of its last 20 (.750), including wins in six of the last seven. Overall, the Packers are 8-2 under McCarthy in games played the week after the bye.
- ▶ From 2009-14, Green Bay won its first game after the bye in each season, outscoring its opponents, 203-84, in those contests. That included a 26-0 win vs. Detroit in 2009, a 31-3 victory at Minnesota in 2010, a 22-9 win vs. Detroit in 2013 and a 55-14 win over Chicago in 2014.

- ▶ Since McCarthy took over in 2006, the Packers have a 61-34-1 overall record (.640) after the bye. Since 2009, Green Bay is 44-21-1 (.674) overall after the bye.

### WITH THE CALL

- NBC will broadcast the game to a national audience. Play-by-play man **Al Michaels** joins analyst **Cris Collinsworth** in the booth with **Michele Tafoya** reporting from the sidelines.
- ▶ Milwaukee's WTMJ (620 AM), airing Green Bay games since November 1929, heads up the Packers Radio Network that is made up of 50 stations in five states. **Wayne Larrivee** (play-by-play) and two-time Packers Pro Bowler **Larry McCarren** (analyst) call the action. McCarren first joined the team's broadcasts in 1995 and enters his 22nd season calling Packers games. After originally being paired together in 1999, McCarren and Larrivee enter their 18th season of broadcasts together.
- ▶ Westwood One Sports will air the game on radio across the country. **Kevin Kugler** (play-by-play) and **James Lofton** (analyst) will call the action, with **Scott Graham** hosting the pregame and halftime shows.
- ▶ The broadcast is also available on Sirius Satellite Radio (WTMJ feed) as part of the network's NFL Sunday Drive.



### REGULAR SEASON

Date	Opponent	Time (CT)	TV
Sun., Sept. 11	at Jacksonville Jaguars	7:25 p.m.	W, 27-23 63,179
Sun., Sept. 18	at Minnesota Vikings	7:25 p.m.	L, 14-17 66,813
Sun., Sept. 25	DETROIT LIONS	7:25 p.m.	W, 34-27 78,411
Sun., Oct. 2	BYE		
Sun., Oct. 9	NEW YORK GIANTS (Gold Pkg.)	7:30 p.m.	NBC
Sun., Oct. 16	DALLAS COWBOYS	*3:25 p.m.	FOX
Thu., Oct. 20	CHICAGO BEARS	7:25 p.m.	CBS/NFLN/Twitter
Sun., Oct. 30	at Atlanta Falcons	*12 p.m.	FOX
Sun., Nov. 6	INDIANAPOLIS COLTS (Gold Pkg.)	*3:25 p.m.	CBS
Sun., Nov. 13	at Tennessee Titans	*12 p.m.	FOX
Sun., Nov. 20	at Washington Redskins	*7:30 p.m.	NBC
Mon., Nov. 28	at Philadelphia Eagles	7:30 p.m.	ESPN
Sun., Dec. 4	HOUSTON TEXANS	*12 p.m.	CBS
Sun., Dec. 11	SEATTLE SEAHAWKS	*3:25 p.m.	FOX
Sun., Dec. 18	at Chicago Bears	*12 p.m.	FOX
Sat., Dec. 24	MINNESOTA VIKINGS	*12 p.m.	FOX
Sun., Jan. 1	at Detroit Lions	*12 p.m.	FOX

\*—Start time and broadcast may shift due to NFL flexible scheduling

### NFL POSTSEASON DATES

- Jan. 7-8.....AFC and NFC Wild Card Playoffs
- Jan. 14-15.....AFC and NFC Divisional Playoffs
- Jan. 22.....AFC and NFC Championship Games
- Jan. 29.....Pro Bowl, Aloha Stadium, Honolulu, Hawaii
- Feb. 5.....Super Bowl LI, NRG Stadium, Houston, Texas





**PACKERS VS. GIANTS - WEEK 5**

**IN THE CONFERENCE**

The Packers have established themselves as one of the best teams in the NFC.

- Under Head Coach **Mike McCarthy**, Green Bay tallied a winning record against NFC opponents in nine of his first 10 seasons (2006-15):

Season	Record Against NFC Teams
2015	7-5
2014	9-3
2013	6-5-1
2012	8-4
2011	12-0
2010	8-4
2009	9-3
2008	5-7
2007	9-3
2006	7-5

- Dating back to 2006, Green Bay ranks **No. 1 in the NFC** in inter-conference games:

Team	NFC vs. NFC Winning Pct.
<b>1. Green Bay</b>	<b>.668 (81-40-1)</b>
2. New Orleans	.590 (72-50)
3. Seattle	.574 (70-52)
4. Dallas	.548 (68-56)
5. Three teams	.537 (66-57)

- Green Bay also ranks No. 1 in the NFC in inter-conference home games since 2006 (according to pro-football-reference.com):

Team	NFC vs. NFC Winning Pct. At Home
<b>1. Green Bay</b>	<b>.762 (46-14-1)</b>
2. Seattle	.656 (40-21)
3. Minnesota	.645 (40-22)
4. New Orleans	.639 (39-22)
5t. Arizona	.613 (38-24)
5t. Atlanta	.613 (38-24)

- With QB **Aaron Rodgers** as the starter (2008-present), the Packers are 62-29 against NFC teams.
- Dating back to 2008, Rodgers ranks No. 1 among active quarterbacks in passer rating vs. NFC teams (min. 800 pass att.):

Team	Passer Rating Against NFC Teams (Since 2008)
<b>1. Aaron Rodgers, GB</b>	<b>106.4</b>
2. Drew Brees, NO	99.1
3. Russell Wilson, SEA	98.7
4. Philip Rivers, SD	97.1
5. Tom Brady, NE	96.4
6. Tony Romo, DAL	95.8

- Green Bay ranks No. 1 in the NFC and No. 3 in the NFL in points per game against NFC opponents since 2008:

Team	Points Per Game Vs. NFC
1. New England	29.3
2. New Orleans	27.6
<b>3. Green Bay</b>	<b>27.2</b>
4. Denver	26.7
5. Baltimore	26.3

**BREAKING DOWN THE ROSTER**

The Packers have a 53-man roster that is composed of 24 offensive players, 26 defensive players and three specialists.

- Of the 53 players on the roster, 48 began their pro careers with the Packers (90.6 percent) and 35 of them (66.0 percent) were draft picks of the Packers. Dating back to 2009, Green Bay has selected nine players in the first round, seven of which are still on the team.
- Green Bay has 15 players on the roster that began their careers as undrafted free agents, with 13 of those originally signed by Green Bay.
- Five 2016 undrafted rookie free agents are currently on the roster (S Kentrell Brice, QB Joe Callahan, S Marwin Evans, CB Josh Hawkins, DT Brian Price).
- 39.6 percent of the players (21 of 53) on Green Bay's roster entered the league as a sixth-round or seventh-round pick or as an undrafted player.
- The Packers have five players on the roster that played in the NFL prior to the 2009 season. Three of those players were draft picks of the Packers (QB Aaron Rodgers, K Mason Crosby and WR Jordy Nelson) and two (Rodgers, Nelson) have made at least one Pro Bowl.
- Only 20 of the 53 players on the roster (37.7 percent) were selected in the first three rounds of the draft, with 18 being drafted by the Packers.
- Of the 53 players on the roster, 43 of them (81.1 percent) are 28 years old or younger (as of Oct. 9) and 24 players (45.3 percent) are 24 years old or younger.

**GREEN BAY'S ROSTER ...**

**BY AGE (as of Oct. 9)**

20-24	24 players
25-28	19 players
29-32	9 players
33-plus	1 players

**BY EXPERIENCE**

R-1	13 players
2-3	17 players
4-5	9 players
6-9	11 players
10-plus	3 players

**BY DRAFT ROUND**

1st	9 players
2nd/3rd	11 players
4th/5th	12 players
6th/7th	6 players
Undrafted	15 players





## PACKERS VS. GIANTS - WEEK 5

### DEFENSIVE STRENGTH

Afer being a key reason why the Packers won 10 games and made the playoffs last season, Green Bay's defense continues to impress.

►Through Week 4, the Packers defense ranks **No. 1 in the NFL in rushing yards per game and rushing yards per play**:

Team	Rushing Yards Allowed Per Game
<b>1. Green Bay</b>	<b>42.7</b>
2. N.Y. Jets	70.3
3. Philadelphia	71.0
4. Pittsburgh	78.3
5. Baltimore	80.0

Team	Rushing Yards Per Play Allowed
<b>1. Green Bay</b>	<b>1.80</b>
2. N.Y. Jets	3.09
3. N.Y. Giants	3.17
4. Tampa Bay	3.27
5. Seattle	3.34

- Green Bay's defense allowed 48 yards rushing on 26 carries (1.85 avg.) in Week 1 at Jacksonville. It was the first time the Jaguars rushed for 48 or fewer yards on 25-plus attempts since Nov. 14, 1999 (vs. Baltimore, 47 yards on 26 attempts).
- In Week 2, Green Bay limited Vikings RB Adrian Peterson to 19 yards on 12 carries (1.6 avg.), tied for the second-fewest yards (19 yards on 13 carries, 1.5, at Arizona, Dec. 6, 2009) he has gained in a game with 10-plus carries in his career (three rushes for 14 yards, 0.2 avg., at San Francisco, Dec. 9, 2007).
- Peterson's 1.6 yards-per-carry average was the fourth lowest in his career in a game he carried the ball 10-plus times.
- The 1.85 yards-per-carry average against Jacksonville was the eighth lowest and the 1.36 yards-per-carry average at Minnesota was the lowest by a Green Bay opponent (min. 20 attempts) dating back to 1970.

Opponent	Yards Per Carry Allowed
<b>1. Minnesota, 9/18/16</b>	<b>1.36</b>
2. Cleveland, 10/19/86	1.45
3. Miami, 9/22/91	1.48
4t. Philadelphia, 11/5/78	1.70
4t. San Francisco, 11/4/90	1.70
6. Detroit, 11/15/15	1.73
7. Buffalo, 12/22/02	1.79
<b>8. Jacksonville, 9/11/16</b>	<b>1.85</b>

- The Green Bay defense has only allowed one run of 10-plus yards this season, No. 1 in the NFL. It is the fewest allowed by a Green Bay team in the first three games since STATS started tracking the stat in 1991. It is also the fewest runs of 10-plus runs given up by an NFL team in the first three games since 2011 (Dallas Cowboys, one).
- The Packers have allowed 128 total rushing yards this season, the fifth-fewest allowed by an NFL team in the first three games of the season since 1980.

►According to the Elias Sports Bureau, the Packers' 128 rushing yards allowed this season are the fewest given up by Green Bay through three games since the NFL started compiling individual stats in 1933, besting the previous low of 151 rushing yards allowed in the first three contests in 1996.

►According to STATS, 1.80 yards per carry is the lowest allowed by Green Bay in the first three games of a season, dating back to 1950.

Season	Yards Per Carry In First Three Games
<b>1. 2016</b>	<b>1.80</b>
2. 1953	2.77
3. 1963	2.79
4. 1998	2.81
5. 1991	2.82

### PERRY LEADS THE PASS RUSH

Despite playing just three games, Green Bay is **tied for No. 9 in the NFL** in sacks (10) this season.

►The Packers rank **No. 7 in the league** in sacks per pass attempt:

Team	Sacks/Pass Attempt
1. Denver	12.23%
2. Philadelphia	10.10%
3. Houston	9.65%
4. Seattle	9.60%
5. Minnesota	9.49%
6. Buffalo	9.03%
<b>7. Green Bay</b>	<b>9.01%</b>

- LB **Nick Perry** leads the Packers with 3.5 sacks, ranking **No. 13 in the NFL** this season.
- Perry's 3.5 sacks in the first three games are the most by a Packer since LB **Clay Matthews** registered 6.0 in the first three contests of the 2012 season.
- Perry matched his career high with a team-best two sacks in Week 3 vs. Detroit. He has at least a half-sack in all three games this season. He has at least one two-sack game in each of the last four seasons (2013-16), the lone Packer to accomplish that feat over that span.
- Dating back to 2015 (including postseason), Perry has seven sacks in the last five games. Since the start of the 2015 playoffs, Perry is **second in the NFL** in sacks (DEN Von Miller, 10.5).
- The Packers (three) join the Denver Broncos (four) and Philadelphia Eagles (three) as the only teams to record three sacks or more in each game they played this season. Dating back to 2015, the Packers are **No. 2 in the NFL** in three-plus sack games:

Team	Games With Three-Plus Sacks (Since 2015)
1. Denver	15
<b>2. Green Bay</b>	<b>11</b>
3t. Baltimore	10
3t. Cincinnati	10
3t. Houston	10
3t. New England	10



**PACKERS VS. GIANTS - WEEK 5**

**HOME SWEET HOME**

Green Bay has a long tradition of playing well at Lambeau Field. The Packers are in the midst of playing four straight and five of the next six games at home.

- ▶ In Week 3, the Packers defeated the Lions, 34-27, improving to 9-2 (.818) in home openers under Head Coach **Mike McCarthy**.
- ▶ Green Bay led 14-3 at the end of the first quarter in Week 3, the ninth time in the last 16 games that the Packers have held a double-digit lead after one quarter at Lambeau Field. In those 16 games, Green Bay has outscored its opponents, 172-19, in the first quarter.
- ▶ Since the start of 2014, Green Bay ranks **No. 3 in the NFL** in winning percentage at home:

Team	Record At Home (Since 2014)	Pct.
1. Denver	16-2	.889
2. New England	16-3	.842
<b>3. Green Bay</b>	<b>14-3</b>	<b>.824</b>
4t. Three teams	14-4	.778

- ▶ Under Head Coach **Mike McCarthy**, Green Bay is 60-20-1 at home during the regular season. The Packers' .747 winning percentage ranks **No. 2 in the NFL** over that span:

Team	Record At Home (Since 2006)	Pct.
1. New England	71-12	.855
<b>2. Green Bay</b>	<b>60-20-1</b>	<b>.747</b>
3t. Baltimore	60-22	.732
3t. Pittsburgh	60-22	.732
5. Indianapolis	59-23	.720

- ▶ Green Bay is 1-0 at home this season. The Packers finished with a .500 or better record at home in nine of the first 10 seasons under McCarthy:

Season	Home Record
2015	5-3
2014	8-0
2013	4-3-1
2012	7-1
2011	8-0
2010	7-1
2009	6-2
2008	4-4
2007	7-1
2006	3-5

- ▶ The Packers rank **No. 2 in the NFL** in point differential at home since the start of the 2014 season:

Team	Point Differential At Home (Since 2014)
1. New England	plus-259
<b>2. Green Bay</b>	<b>plus-211</b>
3. Pittsburgh	plus-190
4. Kansas City	plus-162
5. Seattle	plus-161

- ▶ In 2014, Green Bay's plus-155 point differential at home was the highest in franchise history (dating back to 1940), eclipsing the plus-151 in 1996.
- ▶ Under McCarthy, Green Bay has scored 30-plus points at home during the regular season 37 times, winning 35 of those contests. The Packers' 37 home games with at least 30 points are **No. 3 in the league** since 2006:

Team	30-Plus Point Home Games (Since 2006)
1. New England	43
2. New Orleans	41
<b>3. Green Bay</b>	<b>37</b>
4t. Dallas	34
4t. San Diego	34

- ▶ QB **Aaron Rodgers** completed 15 of 24 passes (62.5 percent) for 205 yards with four touchdowns and no interceptions for a 129.3 passer rating in the Packers' 34-27 win over Detroit in the home opener. In his career, Rodgers has a 110.2 passer rating at Lambeau Field, the highest home passer rating in NFL history (minimum 1,000 pass attempts).
- ▶ Rodgers is among the league leaders in a few passing categories at home since he became the starter in 2008 (min. 536 att.):

Player	Passer Rating At Home (Since 2008)
<b>1. Aaron Rodgers, GB</b>	<b>110.7</b>
2. Drew Brees, NO	109.7
3. Russell Wilson, SEA	103.3
4. Tom Brady, NE	102.4

Player	Passer TDs At Home (Since 2008)
1. Drew Brees, NO	188
<b>2. Aaron Rodgers, GB</b>	<b>143</b>
3. Philip Rivers, SD	125
4. Tom Brady, NE	121

Player	25-Plus-Yard Comp. At Home (Since 2008)
1. Drew Brees, NO	168
2. Eli Manning, NYG	154
<b>3. Aaron Rodgers, GB</b>	<b>151</b>
4. Ben Roethlisberger, PIT	140

Player	TD Percentage At Home (Since 2008)
<b>1. Aaron Rodgers, GB</b>	<b>7.22</b>
2. Drew Brees, NO	7.20
3. Russell Wilson, SEA	6.32
4. Tony Romo, DAL	5.90

- ▶ Rodgers owns the top three single-season passer ratings at home in NFL history:

Player	Passer Rating At Home
<b>1. Aaron Rodgers, GB, 2014</b>	<b>133.2</b>
<b>2. Aaron Rodgers, GB, 2011</b>	<b>128.5</b>
<b>3. Aaron Rodgers, GB, 2013</b>	<b>126.4</b>
4. Drew Brees, NO, 2013	126.3
5. Russell Wilson, SEA, 2012	123.6



## THE DOPE ON THIS WEEK'S OPPONENT:

### Packers vs. Giants:

**All-time, Regular season:**  
27-23-2

**All-time, Postseason:**  
4-3

**All-time, in Green Bay:**  
8-7-0

**Streaks:** The Giants have won the last two regular-season contests and the last three matchups overall.

### Last meeting, regular season:

Nov. 17, 2013; Giants won, 27-13, MetLife Stadium



## COACHES CAPSULES

**Mike McCarthy:** 114-63-1, .643 (incl. 8-7 postseason); 11th NFL season

**Ben McAdoo:** 2-2-0, .500; 1st NFL season

**Head to Head:** Tied 0-0

**vs. Opponent:** McCarthy 3-4 vs. Giants; McAdoo 0-0 vs. Packers

**MIKE MCCARTHY**...Is in his 11th year as the Packers' 14th head coach.

- ▶ Joined Vince Lombardi and Mike Holmgren as the only coaches to guide the Packers to a Super Bowl title with a win over Pittsburgh in Super Bowl XLV.
- ▶ Led the Packers to their seventh consecutive playoff appearance last season, joining New England as the only two NFL teams to do so over that span. Has also led the team to eight playoff appearances in the last nine years (2007, 2009-15).
- ▶ Guided the Packers to top-10 finishes in scoring in eight straight seasons (2007-14), joining the Patriots as the only other team to accomplish the feat over that time; Packers finished first overall in scoring in 2014.
- ▶ His .653 winning percentage during the regular season (106-56-1) ranks No. 3 among active NFL head coaches (min. 50 games).
- ▶ Had 104 regular-season wins in his first 10 seasons as a head coach, ranking No. 3 in NFL history.

**BEN McADOO**...Is in his first year as the Giants' 17th head coach.

- ▶ Coordinated the third-ranked offense in franchise history in 2015 (372.0 yards per game) and fifth-best unit in team annals in 2014 (367.2).
- ▶ Guided QB Eli Manning to career highs in TDs (35) and passer rating (93.6) in 2015.
- ▶ New York's 66 passing TDs during his tenure as offensive coordinator the past two seasons ranks fourth in the NFL.
- ▶ Coached Packers QB Aaron Rodgers to a passer rating of 106.9 over two seasons (2012-13) as Green Bay's quarterbacks coach, No. 2 in the NFL over that span.
- ▶ Is one of three current head coaches that was once an assistant for Green Bay.

## THE PACKERS-GIANTS SERIES

- ▶ The winner of each playoff matchup between the Packers and Giants has won the NFL Championship or Super Bowl.
- ▶ After New York won the first matchup 6-0 in 1928, the Packers followed up by winning six of the next seven contests.
- ▶ Green Bay's five-game winning streak from 1961-69 included two NFL Championship games and is the longest streak of the series.
- ▶ New York and Green Bay met in the NFL Championship five times (1938, '39, '44, '61 and '62) with Green Bay winning each except 1938.
- ▶ The Packers and Giants met in the postseason during the Super Bowl era in the NFC Championship during the 2007 postseason and the NFC Divisional round during the 2011 playoffs.

## NOTABLE CONNECTIONS

Giants head coach Ben McAdoo coached tight ends (2006-11) and quarterbacks (2012-13) for the Packers under Green Bay head coach Mike McCarthy...McCarthy and McAdoo were colleagues in New Orleans (2004) and San Francisco (2005)...Giants offensive line coach Mike Solari was Green Bay's assistant offensive line coach in 2015...Green Bay DT Mike Daniels is from Blackwood, N.J. ...Packers P Jacob Schum (2010-11) and RB James Starks (2006-09) played the University at Buffalo and are from Hamburg, N.Y., and Niagara Falls, N.Y., respectively...Packers QB Joe Callahan is from Absecon, N.J. ...New York secondary/cornerbacks coach Tim Walton was a defensive intern for the Packers in the summer of 2001...Giants T Marshall Newhouse was a fifth-round pick by Green Bay in 2010 and played for the Packers through 2013...Giants LB Jonathan Casillas played at Wisconsin from 2005-08...Packers tight ends coach Brian Angelichio grew up in Iliion N.Y., and later coached at SUNY-Brockport (1995) and Ithaca college (1996-2005)...Giants defensive coordinator Steve Spagnuolo was a player personnel intern with Washington in 1983 when Packers President & CEO Mark Murphy led the league with nine INTs as an All-Pro safety for the Redskins...Green Bay executive vice president, general manager & director of football operations Ted Thompson signed Giants K Josh Brown as an undrafted free agent in 2003 as Seattle's vice president of football operations...Packers TE Jared Cook played in St. Louis with Giants CB Janoris Jenkins (2013-15) and was coached by Giants quarterbacks coach Frank Cignetti Jr. in 2015...New York assistant special teams coach Dwayne Stukes coached Packers LB Julius Peppers in Chicago in 2013...Cignetti Jr. coached in New Orleans from 2000-01 with Packers associate head coach/linebackers Winston Moss, special teams coordinator Ron Zook and McCarthy...Cignetti Jr. also coached with Zook in Kansas City in 1999 and with Green Bay running backs coach Ben Sirmans in St. Louis from 2012-15...In Kansas City, Solari coached with Green Bay associate head coach/offense Tom Clements (2000), McCarthy (1997-98) and Zook (1999)...Packers quarterbacks coach Alex Van Pelt was colleagues with Stukes in Tampa Bay while he coached QB Josh Johnson from 2010-11...Sirmans and Walton coached in St. Louis in 2013...Packers secondary-safeties coach Darren Perry worked with New York wide receivers coach Adam Henry in Oakland from 2007-08...Angelichio spent two seasons (2012-13) in Tampa Bay with Giants offensive coordinator Mike Sullivan...Packers RB Eddie Lacy and Giants S Landon Collins were teammates at Geismar (La.) High from 2008-09 and at Alabama in 2012...Walton was the position coach for Packers CB Sam Shields from 2006-07 at Miami...Shields played at Miami with Giants DE Olivier Vernon in 2009...Green Bay assistant linebackers coach Scott McCurley coached at Pittsburgh with McAdoo in 2003...Packers wide receivers coach Luke Getsy (2010), Angelichio (2009-10) and McCarthy (1989) coached at Pittsburgh with Cignetti Jr. ...Cignetti Jr. and Angelichio spent one year (2011) at Rutgers...Zook and Solari spent two seasons (1981-82) at Cincinnati and one (1983) at Kansas...Packers DT Kenny Clark (2014), QB Brett Hundley (2012, '14) and DE/LB Datone Jones (2011-12) played at UCLA with New York DE Owa Odighizuwa...Clark (2013-15) and Hundley (2013-14) were teammates with Giants RB Paul Perkins at UCLA...New York WR Sterling Shepard played three seasons (2012-14) at Oklahoma with Packers FB Aaron Ripkowski...Packers LB Nick Perry and Giants LB Devon Kennard played at Southern California from 2009-11...Green Bay CB LaDarius Gunter played at Miami with Giants T Ereck Flowers.

## LAST MEETING, REGULAR SEASON

Nov. 17, 2013, MetLife Stadium, Giants won, 27-13

- ▶ QB Aaron Rodgers sat out his second of seven games due to a broken collarbone.
- ▶ New York led wire-to-wire after starting the scoring with a 26-yard TD pass from QB Eli Manning to WR Rueben Randle in the first quarter.
- ▶ QB Scott Tolzien passed for 339 yards, completing 24 of his 34 attempts (70.6 percent) with three INTs.
- ▶ The second of Tolzien's three second-half INTs provided insurance for New York as DE Jason Pierre-Paul returned the pick 24 yards for a TD.





## PACKERS VS. GIANTS - WEEK 5

### AT THE HELM

Having led Green Bay to the playoffs in eight of his first 10 seasons as head coach, **Mike McCarthy** is joined by Vince Lombardi and Mike Holmgren as the only coaches to guide the Packers to a Super Bowl win with a victory over Pittsburgh in Super Bowl XLV.

► McCarthy guided the Packers to a franchise-record fourth consecutive division title in 2014.

► With a win at Tampa Bay in Week 16 of the 2014 season, McCarthy passed Lombardi for the No. 2 spot in team history as far as overall victories:

Coach	Overall Wins
1. Curly Lambeau, 1921-49	212
<b>2. Mike McCarthy, 2006-16</b>	<b>114</b>
3. Vince Lombardi, 1959-67	98
4. Mike Holmgren, 1992-98	84

► The 114 overall wins are the most in the NFC and tied for the second most in the NFL since 2006 (NE 139 and IND 114). McCarthy reached 100 career wins (including playoffs) in just his 155th game. He was the fastest to reach 100 wins in the NFL since George Seifert in 1996 (132 games).

► McCarthy's 104 regular season wins in his first 10 years as a head coach (2006-15) rank No. 3 in NFL history:

Coach	Wins In First 10 Regular Seasons
1. George Seifert, SF	113
2. Don Shula, BAL/MIA	105
<b>3. Mike McCarthy, GB</b>	<b>104</b>

► McCarthy recorded his third regular season with 12-plus wins in 2014 (2007, 2011), passing Curly Lambeau (1929, 1931), Lombardi (1962, 1966), Holmgren (1996-97) and Mike Sherman (2001-02) for the most by a coach in franchise history.

► McCarthy has guided the Packers to five seasons with 11-plus wins (2007, 2009, 2011-12, 2014), passing Lombardi (1961-63, 1966) and Holmgren (1995-98) for the **most by a coach in franchise history**.

► McCarthy's seven regular seasons with 10-plus wins are a franchise record (since 1921).

► McCarthy joined Pittsburgh's Bill Cowher (2005) as the only Super Bowl-winning coaches to lead their respective teams to three road wins as the No. 6 seed in the postseason en route to a world title.

► Including playoffs, McCarthy has a 114-63-1 record since taking over as head coach in 2006, a .643 winning percentage that ranks **No. 2 among current NFL head coaches** (minimum 75 games):

Coach	Winning Pct.
1. Bill Belichick, CLE/NE	.668 (249-124)
<b>2. Mike McCarthy, GB</b>	<b>.643 (114-63-1)</b>
3. Mike Tomlin, PIT	.635 (101-58)

► McCarthy coached in his 134th game in Week 13 at Detroit in 2013 (including playoffs), moving him past Bart Starr for No. 2 in team history:

Coach	Overall Games
1. Curly Lambeau, 1921-49	339
<b>2. Mike McCarthy, 2006-16</b>	<b>178</b>
3. Bart Starr, 1975-83	133

► In the Week 6 victory over the San Diego Chargers in 2015, McCarthy earned the 100th regular-season win of his career in just his 150th game, making him the seventh-fastest coach in NFL history and the fastest current NFL coach to reach the 100-win plateau:

Coach (Current)	Games Needed For 100 Regular-Season Wins
<b>1. Mike McCarthy, GB</b>	<b>150</b>
2. Andy Reid, PHI/KC	164
3. Bill Belichick, CLE/NE	177
4. John Fox, CAR/DEN	182

► Since McCarthy took over in 2006, the Packers rank **No. 2 in the NFL** in regular-season winning percentage:

Team	Winning Pct.
1. New England	.774 (127-37)
<b>2. Green Bay</b>	<b>.653 (106-56-1)</b>
3. Indianapolis	.640 (105-59)

### WINNING WAYS

With a win in Week 15 at Chicago in 2012, Green Bay posted its fourth straight 10-win season, tying a franchise record that was done three other times in club annals (1929-32, 1995-98, 2001-04).

► A victory vs. Tennessee in Week 16 brought the Packers' win total to 47 from 2009-12, which ranks second in franchise history for a four-year period:

Seasons	Regular-Season Wins
1. 1995-98	48
<b>2. 2009-12</b>	<b>47</b>
3. 1994-97	46

► Green Bay's six 10-win regular seasons since 2009 are No. 2 in the NFL behind New England's seven.

► A look at the top regular-season win totals in the league since 2009:

Team	Regular-Season Wins (Since 2009)
1. New England	88
<b>2. Green Bay</b>	<b>79</b>
3. Denver	74
4. Pittsburgh	73

► The Packers are the only NFC team and one of two teams in the league (New England) to make the playoffs each of the past seven seasons (2009-15).

► Including playoffs, the Packers have won 86 games since 2009, which ranks **No. 2 in the league** over that span:

Team	Total Wins (Since 2009)
1. New England	96
<b>2. Green Bay</b>	<b>86</b>
3. Denver	80
4. Baltimore	77
5t. Pittsburgh	76
5t. Seattle	76



**PACKERS VS. GIANTS - WEEK 5**

**QUICK OUT OF THE GATE**

The Packers started games fast during the 2015 regular season, scoring touchdowns in the first quarter in nine games. They continued that with a touchdown in the first quarter of all three games this season.

- ▶ The Packers are **tied for No. 1 in the NFL** in first-quarter touchdowns this season.

Team	First-Quarter Touchdowns (2016)
<b>1t. Green Bay</b>	<b>4</b>
1t. Atlanta	4
1t. New England	4
1t. Pittsburgh	4
5t. Six teams	3

- ▶ The Packers scored 13 touchdowns in the first quarter in 2015, **tied for No. 2 in the NFL** (Washington, 13 / New Orleans, 16).
- ▶ In Week 3, Green Bay led Detroit, 14-3, after the first quarter. It was the ninth time in the last 16 home games that the Packers held a double-digit lead after one quarter. In those 16 games, Green Bay has outscored its opponents, 172-19, in the first quarter.
- ▶ Since the start of the 2015 regular season, Green Bay ranks **No. 1 in the NFL** in points per game in the first quarter:

Team	Points Per Game/First Quarter (Since 2015)
<b>1. Green Bay</b>	<b>7.1</b>
2. New Orleans	6.9
3. Washington	6.4
4t. Carolina	6.2
4t. New England	6.2

- ▶ Green Bay scored points in the first quarter in 12 games during the regular season, **tied for No. 4 in the NFL** in 2015 and **tied for No. 2 among Packers teams since 2000**:

Year	Games Scoring Points in the First Quarter
1. 2014	16
<b>2t. 2015</b>	<b>12</b>
2t. 2011	12
2t. 2009	12

- ▶ The Packers had a plus-61 first-quarter point differential during the 2015 regular season, **No. 1 in the NFL**:

Team	First-Quarter Point Differential (2015)
<b>1. Green Bay</b>	<b>plus-61</b>
2t. Cincinnati	plus-53
2t. New England	plus-53
2t. New Orleans	plus-53
5. Detroit	plus-49

- ▶ Dating back to 2014, the Packers have a plus-142 point differential in the first quarter at Lambeau Field, ranking **No. 1 in the NFL** (according to pro-football-reference.com):

Team	First-Quarter Point Differential at Home (Since 2014)
<b>1. Green Bay</b>	<b>plus-142</b>
2t. Detroit	plus-77
2t. New England	plus-77

- ▶ Rodgers has thrown 45 touchdowns and four interceptions in the first half since the start of the 2014 regular season.
- ▶ Since 2014, Rodgers ranks in the top five in the NFL in a few first-half passing categories:

Player	First-Half Passer Rating
<b>1. Aaron Rodgers, GB</b>	<b>107.6</b>
2. Kirk Cousins, WAS	106.1
3. Drew Brees, NO	102.6
4. Tom Brady, NE	102.5
5. Russell Wilson, SEA	101.8

Player	First-Half Passing Touchdowns
<b>1. Aaron Rodgers, GB</b>	<b>45</b>
2t. Tom Brady, NE	37
2t. Eli Manning, NYG	37
4. Drew Brees, NO	36
5. Philip Rivers, SD	34
6. Matthew Stafford, DET	33

Player	First-Half TD/INT Ratio
<b>1. Aaron Rodgers, GB</b>	<b>11.25</b>
2. Tom Brady, NE	6.17
3. Kirk Cousins, WAS	3.57
4. Russell Wilson, SEA	3.38
5. Eli Manning, NYG	3.36

- ▶ Green Bay's 151 first-quarter points during the 2014 regular season were the **most in the NFL in a single season** dating back to 1991.
- ▶ Dating back to 2006, the Packers have recorded three of the top six single-season first-half point totals in the NFL:

Team	First-Half Points
1. New England, 2007	333
<b>2. Green Bay, 2014</b>	<b>310</b>
3. New England, 2012	290
4. Denver, 2013	288
<b>5. Green Bay, 2011</b>	<b>286</b>
<b>6. Green Bay, 2009</b>	<b>269</b>

- ▶ Dating back to 1991, Rodgers' owns four of the top six single-season marks for passing touchdowns during the first quarter for the Packers:

Player	Passing Touchdowns
<b>1. Aaron Rodgers, 2011</b>	<b>11</b>
<b>2t. Aaron Rodgers, 2014</b>	<b>10</b>
2t. Brett Favre, 1998	10
2t. Brett Favre, 1995	10
<b>5t. Aaron Rodgers, 2015</b>	<b>9</b>
<b>5t. Aaron Rodgers, 2012</b>	<b>9</b>





## PACKERS VS. GIANTS - WEEK 5

### TAKING HIS PLACE AMONG THE GAME'S BEST

QB **Aaron Rodgers** surpassed the 1,500-attempt plateau for his career in 2010, the benchmark to qualify for passer rating in the NFL record book.

▶ Rodgers ranks **No. 1 in NFL history** in career passer rating:

Quarterback	Career Passer Rating
<b>1. Aaron Rodgers, GB</b>	<b>104.0</b>
2. Russell Wilson, SEA	101.6
3. Tony Romo, DAL	97.1
4. Steve Young, TB/SF	96.8
5. Peyton Manning, IND/DEN	96.5

▶ In 122 career regular-season starts, Rodgers has eclipsed the century mark in passer rating 67 times and recorded 43 games of 300-plus yards.

▶ Rodgers went over the 30,000-yard passing mark for his career in 2015 in Week 6 vs. San Diego. He reached the mark on his 3,652nd attempt, the fewest attempts needed in NFL history, as he bested the previous record held by QB Johnny Unitas (3,695 attempts).

▶ Rodgers reached the mark in his 116th career game, the fourth fewest in NFL history.

▶ Rodgers reached 250 touchdown passes in Week 12 of 2015. He did in his 121st career game, surpassing MIA QB Dan Marino (128) for the NFL record.

▶ Where Rodgers ranks among active NFL quarterbacks **since he took over as the starter in 2008** (min. 1,000 attempts):

Quarterback	Passing Yards (Since 2008)
1. Drew Brees, NO	40,983
2. Philip Rivers, SD	35,869
3. Matt Ryan, ATL	34,230
4. Eli Manning, NYG	33,988
<b>5. Aaron Rodgers, GB</b>	<b>32,687</b>

Quarterback	Passing TDs (Since 2008)
1. Drew Brees, NO	304
<b>2. Aaron Rodgers, GB</b>	<b>263</b>
3. Philip Rivers, SD	244

Quarterback	Passer Rating (Since 2008)
<b>1. Aaron Rodgers, GB</b>	<b>104.5</b>
2. Russell Wilson, SEA	101.6
3. Drew Brees, NO	100.5

Quarterback	Yards/Attempt (Since 2008)
1. Russell Wilson, SEA	8.05
<b>2. Aaron Rodgers, GB</b>	<b>8.01</b>
3. Philip Rivers, SD	7.92

Quarterback	INT Percentage (Since 2008)
1. Tom Brady, NE	1.5
<b>2. Aaron Rodgers, GB</b>	<b>1.6</b>
3. Alex Smith, SF/KC	1.8

Quarterback	25-Yard Passes (Since 2008)
1. Drew Brees, NO	309
<b>2. Aaron Rodgers, GB</b>	<b>289</b>
3. Philip Rivers, SD	269
4. Eli Manning, NYG	268

Quarterback	Rushing TDs (Since 2008)
1. Cam Newton, CAR	45
<b>2. Aaron Rodgers, GB</b>	<b>23</b>
3t. Joe Flacco, BAL	15
3t. Michael Vick, PHI/NYJ/PIT	15

▶ Rodgers finished the 2015 regular season **No. 2 in the NFL** with seven games with two-plus touchdown passes and zero INTs (New England QB Tom Brady, nine). He has two such games so far this season.

▶ Rodgers rushed for a touchdown in Week 1, marking his 11th game with two-plus passing touchdowns and one-plus rushing touchdowns since 2008, which **tied for No. 2 among NFL QBs** over that span behind Cam Newton.

▶ Rodgers reached 30 passing touchdowns (31) during the 2015 regular season for the fifth time in his career. He ranks second in team history behind Brett Favre's eight. Rodgers' five 30-plus passing touchdown seasons since 2009 are tied for the second most in the NFL over that time span (NE Tom Brady and IND/DEN Peyton Manning, five / NO Drew Brees, seven).

▶ Dating back to 1921, Rodgers is tied for the most seasons with 30-plus touchdowns and less than 10 interceptions (according to pro-football-reference.com):

Player	Seasons With 30-Plus TD Passes/Less Than 10 INTs
<b>1t. Aaron Rodgers, GB</b>	<b>5</b>
1t. Tom Brady, NE	5
3t. Six players	1

▶ Rodgers owns three of the top four single-season totals in touchdown passes in franchise history:

Player	TD Passes
<b>1. Aaron Rodgers, 2011</b>	<b>45</b>
<b>2t. Aaron Rodgers, 2012</b>	<b>39</b>
2t. Brett Favre, 1996	39
<b>4t. Aaron Rodgers, 2014</b>	<b>38</b>
4t. Brett Favre, 1995	38

▶ A look at where Rodgers ranks in the NFL in several categories **since 2014** (min. 600 attempts):

Quarterback	Passer Rating (Since 2014)
1. Tony Romo, DAL	105.9
2. Russell Wilson, SEA	102.4
<b>3. Aaron Rodgers, GB</b>	<b>101.7</b>
4. Tom Brady, NE	99.9

Quarterback	TD Passes (Since 2014)
<b>1. Aaron Rodgers, GB</b>	<b>76</b>
2. Drew Brees, NO	75
3t. Tom Brady, NE	69
3t. Eli Manning, NYG	69

Quarterback	TD/INT Ratio (Since 2014)
<b>1. Aaron Rodgers, GB</b>	<b>5.43 (76/14)</b>
2. Tom Brady, NE	4.31 (69/16)
3. Russell Wilson, SEA	3.69 (59/16)

Quarterback	TD Percentage (Since 2014)
1. Tony Romo, DAL	7.0
<b>2. Aaron Rodgers, GB</b>	<b>6.4</b>



**PACKERS VS. GIANTS - WEEK 5**

**RODGERS AND TOUCHDOWNS**

QB **Aaron Rodgers** has found a way to find the end zone a lot in his career, and that has continued this season.

- ▶ Even though he has only played in three games, Rodgers is **tied for No. 7 in the NFL** this season in passing touchdowns:

Player	TD Passes (2016)
1t. Ben Roethlisberger, PIT	11
1t. Matt Ryan, ATL	11
3. Drew Brees, NO	10
4. Derek Carr, OAK	9
5t. Andrew Luck, IND	8
5t. Jameis Winston, TB	8
<b>7t. Aaron Rodgers, GB</b>	<b>7</b>
7t. Blake Bortles, JAX	7
7t. Philip Rivers, SD	7
7t. Matthew Stafford, DET	7

- ▶ Rodgers registered four touchdown passes in the first half of the Week 3 victory over Detroit. It was the second time in his career that he recorded four-plus touchdowns in the first half (six vs. Chicago, Nov. 9, 2014).
- ▶ Rodgers has thrown four-plus touchdowns in a game 17 times, two shy of QB Brett Favre's franchise mark (19 games) and No. 3 among active quarterbacks:

Player	Games With Four-Plus TD Passes
1. Drew Brees, SD/NO	28
2. Tom Brady, NE	24
<b>3. Aaron Rodgers, GB</b>	<b>17</b>
4. Eli Manning, NYG	13
5. Ben Roethlisberger, PIT	11
6. Tony Romo, DAL	10

- ▶ Rodgers ranks No. 3 among active quarterbacks in games with three-plus passing touchdowns:

Player	Games With Three-Plus TD Passes
1. Drew Brees, SD/NO	72
2. Tom Brady, NE	65
<b>3. Aaron Rodgers, GB</b>	<b>47</b>
4. Philip Rivers, SD	45
5. Eli Manning, NYG	41
6. Tony Romo, DAL	40

- ▶ Dating back to 2008, Rodgers leads the NFL in games with three-plus touchdowns and zero interceptions:

Player	Games With Three-Plus TD Passes and Zero INTs
<b>1. Aaron Rodgers, GB</b>	<b>33</b>
2. Drew Brees, NO	28
3. Tom Brady, NE	25
4. Tony Romo, DAL	21
5. Philip Rivers, SD	20

**THE RETURN OF JORDY**

After missing the entire 2015 season due to injury, WR **Jordy Nelson** has wasted little time contributing this season.

- ▶ For the first time in his career, Nelson has posted a touchdown reception in each of the first three games of the season. Over the last 15 seasons (2002-16), he joins WR James Jones (2015) as the only Packers to accomplish that feat.
- ▶ Dating back to 1970, Nelson's four touchdown receptions are tied for the most by a Packer in the first three games of a season:

Player	Receiving TDs In First Three Games
<b>1t. Jordy Nelson (2016)</b>	<b>4</b>
1t. Randall Cobb (2015)	4
1t. James Jones (2015)	4
1t. Keith Jackson (1996)	4
1t. Ed West (1989)	4
1t. James Lofton (1983)	4

- ▶ Nelson is tied for **No. 5 in franchise history** in receiving touchdowns:

Player	Receiving TDs
1. Don Hutson (1935-45)	99
2. Sterling Sharpe (1988-94)	65
3. Donald Driver (1999-2012)	61
4. Antonio Freeman (1995-2003)	57
<b>5t. Jordy Nelson (2008-present)</b>	<b>53</b>
5t. Greg Jennings (2006-12)	53
6. Max McGee (1954-67)	50

- ▶ The Packers have won 17 of the last 18 games in which Nelson has had at least one touchdown reception.
- ▶ Nelson has recorded at least one touchdown catch in eight of the last nine games he has played in at Lambeau Field, totaling 11 touchdown receptions over that span.

**ON THE GROUND**

The Packers' rushing attack is beginning to take form.

- ▶ After 95 and 83 yards in the first two games, Green Bay racked up 123 yards on 24 carries (5.1 avg.) in a Week 3 win vs. Detroit.
- ▶ The Packers are averaging 4.18 yards per carry this season, ranking **No. 14 in the NFL**.
- ▶ RB **Eddie Lacy** rushed for 103 yards on 17 carries (6.1 avg.) in Week 3. It was the 11th 100-yard rushing games of his career, passing Dorsey Levens (10) for sole possession of the No. 5 spot in franchise history.
- ▶ Among players with 40-plus carries, Lacy ranks **No. 5 in average yards per carry this season**:

Player	Yard Per Carry
1. Isaiah Crowell, CLE	6.43
2. Devonta Freeman, ATL	5.85
3. Spencer Ware, KC	5.26
4. DeMarco Murray, TEN	5.15
<b>5. Eddie Lacy, GB</b>	<b>4.98</b>
6. David Johnson, ARI	4.69





## PACKERS VS. GIANTS - WEEK 5

### CLAY FINDS HIS WAY TO THE BALL

LB **Clay Matthews** continues to make an impact on opposing offenses.

- ▶ For the third time in his career, Matthews has recorded at least one sack in each of the first two games of the season (2010, '12).
- ▶ In 2015, Matthews was selected to his sixth Pro Bowl and first as an inside linebacker after recording 6.5 sacks (second on the team), 14 QB hits (No. 1 on the team), and a career high 84 tackles (No. 2 on the team). He was also one of three players (Micah Hyde, Sam Shields) on the team to have an interception and a fumble recovery.
- ▶ It was the seventh consecutive season he recorded six or more sacks, **tied for the most** six-plus-sack seasons in the NFL since 2009:

Player	Six-Plus-Sack Seasons (Since 2009)
<b>1t. Clay Matthews, GB</b>	<b>7</b>
<b>1t. Julius Peppers, CAR/CHI/GB</b>	<b>7</b>
1t. DeMarcus Ware, DAL/DEN	7
1t. Tamba Hali, KC	7
5t. Five players	6

- ▶ Dating back to 2010, Matthews (2010, 2011, 2014) and teammate LB **Julius Peppers** (2010, 2013, 2014) are the only players in the NFL to register at least one interception, one forced fumble and five sacks in three separate seasons.
- ▶ Matthews and Peppers are the only active players in the NFL with five-plus interceptions and 45-plus sacks since 2009. Matthews has six interceptions and 69.5 sacks and Peppers has seven interceptions and 67.0 sacks.
- ▶ Matthews' 69.5 sacks since entering the NFL in 2009 are **No. 5 among active players in the league** over that span:

Player	Sacks (Since 2009)
1. DeMarcus Ware, DEN	83.0
2. J.J. Watt, HOU	76.0
3. Cameron Wake, MIA	71.0
4. Elvis Dumervil, DEN/BAL	70.0
<b>5. Clay Matthews, GB</b>	<b>69.5</b>
6. Tamba Hali, KC	68.5
<b>7. Julius Peppers, CAR/CHI/GB</b>	<b>67.0</b>
8. Mario Williams, HOU/BUF/MIA	66.5

- ▶ Matthews is **tied for No. 1 in team history** in 10-sack seasons and is **No. 4** in two-sack games:

Player	10-Sack Seasons
<b>1t. Clay Matthews, 2009-10, 2012, 2014</b>	<b>4</b>
1t. Reggie White, 1993, 1995, 1997-98	4
1t. Kabeer Gbaja-Biamila, 2001-04	4

Player	Two-Sack Games
1. Reggie White, 1993-98	16
2. Kabeer Gbaja-Biamila, 2000-08	15
3. Tim Harris, 1986-90	14
<b>4. Clay Matthews, 2009-16</b>	<b>13</b>

- ▶ Matthews is **No. 2 in team history** with 69.5 career sacks (games played in parentheses):

Player	Career Sacks
1. Kabeer Gbaja-Biamila, 2000-08	74.5 (124)
<b>2. Clay Matthews, 2009-16</b>	<b>69.5 (103)</b>
3. Reggie White, 1993-98	68.5 (95)

### STILL MAKING AN IMPACT

Packers LB **Julius Peppers** has continued to show that age is just a number. He has 1.5 sacks through three games this season.

- ▶ Last season (10.5) marked his ninth season with 10-plus sacks, which tied John Randle for the fourth-most 10-sack seasons since 1982 (Bruce Smith, 13 / Reggie White, 12 / Kevin Greene, 10).
- ▶ Peppers recorded a half-sack or more in nine regular-season games in 2015, which **tied for the fifth most in the NFL**.

Player	Games With 0.5 Sacks
1. Ezekiel Ansah, DET	11
2t. Geno Atkins, CIN	10
2t. Von Miller, DEN	10
2t. J.J. Watt, HOU	10
<b>5t. Julius Peppers, GB, three others</b>	<b>9</b>

- ▶ Dating back to the 2014 season, he has 17.5 sacks in the last 25 games (including playoffs).
- ▶ Peppers ranks **No. 1 among active players** in career sacks during the regular season:

Player	Career Sacks
<b>1. Julius Peppers (CAR/CHI/GB)</b>	<b>137.5</b>
2. DeMarcus Ware (DAL/DEN)	136.5
3. Dwight Freeney (IND/SD/ARI)	121.5
4. Robert Mathis (IND)	118.0

- ▶ Peppers is tied with Richard Dent and John Randle for **No. 7 in NFL history** with 137.5 career sacks (since 1982).
- ▶ Peppers recorded a sack and forced fumble on Detroit QB Matthew Stafford in Week 13 last season. According to STATS LLC, he ranks **No. 5 in the NFL** in forced fumbles since 1994:

Player	Career Forced Fumbles
1t. John Abraham (NYJ/ATL/ARI)	48
1t. Jason Taylor (MIA/WAS/NYJ)	48
3t. Dwight Freeney (IND/SD/ARI)	47
3t. Robert Mathis (IND)	47
<b>5. Julius Peppers (CAR/CHI/GB)</b>	<b>45</b>

- ▶ Peppers is the first player in NFL history with 100 career sacks and four interception returns for touchdowns. In 2014, he became the first linebacker in Packers' history to post two interception returns for touchdowns in the same season.
- ▶ Peppers is the **only player in NFL history** to register at least 10 interceptions and 100.0 sacks (since 1982):

Player	Career INTs	Career Sacks
<b>1. Julius Peppers</b>	<b>11</b>	<b>137.5</b>
2. Lawrence Taylor	9	132.5



**PACKERS VS. GIANTS - WEEK 5**

**CONTINUAL IMPACT**

- In his young career, DT **Mike Daniels** has seen his playing time steadily increase as well as his production. After playing in 14 games as a rookie in 2012, he has played in every game since the start of the 2013 season.
- ▶ In Week 2 at Minnesota, he recorded a sack and tied for the team lead with four QB hits. In Week 3, he led the Packers with two QB hits.
  - ▶ In 2015, Daniels led the Packers' defensive line in tackles (66) and sacks (four). He finished third on the team with 12 QB hits.
  - ▶ In Week 5 versus St. Louis last season, he tied for the team lead with a career-best nine tackles (eight solo).
  - ▶ Daniels registered his first career interception in Week 16 at Arizona, returning it 23 yards. According to STATS LLC, it was the first interception by a Packers DT since Cullen Jenkins on Oct. 18, 2009. Dating back to 1960, his 23-yard interception return was the longest by a Green Bay DT on an interception.
  - ▶ He led Green Bay's defensive line with 5.5 sacks and was the team leader in quarterback hits (19) and pressures (22) during the 2014 regular season.
  - ▶ Daniels is third on the Packers with 17.0 sacks since the start of the 2013 season (Peppers-19.0 / Matthews-27.0). He is **tied for No. 9 among NFL defensive tackles** over that span, according to STATS LLC:

Player	Sacks (2013-16)
1. Gerald McCoy, TB	28.0
2t. Geno Atkins, CIN	22.5
2t. Jurrell Casey, TEN	22.5
2t. Ndamukong Suh, DET/MIA	22.5
5. Aaron Donald, STL	21.5
6t. Marcell Dareus, BUF	19.5
6t. Fletcher Cox, PHI	19.5
8. Kyle Williams, BUF	18.5
<b>9t. Mike Daniels, GB</b>	<b>17.0</b>
9t. Kawann Short, CAR	17.0

**DEFENSE SHIELD**

- The Packers' secondary is led by veteran cornerback **Sam Shields**, who earned his first trip to the Pro Bowl after the 2014 season.
- ▶ With three interceptions during the 2015 regular season (tied for the team high), Shields has registered multiple interceptions in each season from 2010-15.
  - ▶ In 2015, he recorded interceptions in back-to-back games for the first time in his career (Weeks 3-4).
  - ▶ Including playoffs, Shields is **tied for No. 5 in the NFL** among active players in interceptions since 2010:

Player	Interceptions (Since 2010)
1. Richard Sherman, SEA	30
2t. Reggie Nelson, CIN/OAK	24
2t. Aqib Talib, TB/NE/DEN	24
2t. Earl Thomas, SEA	24
<b>5t. Sam Shields, GB</b>	<b>23</b>
5t. Tramont Williams, GB/CLE	23

- ▶ Shields registered an interception during the 2014 NFC Championship Game at Seattle, giving him a franchise-record five career interceptions in the postseason.

**ON THE RISE**

- S **Ha Ha Clinton-Dix** has been a presence on the Packers defense since his rookie season.
- ▶ After starting 10 of 16 games and both postseason contests as a rookie, he has started every game since 2015.
  - ▶ His three career postseason interceptions **rank No. 1 among safeties** since he entered the league in 2014, according to STATS.
  - ▶ In 2016, he has registered a forced fumble while recording five-or-more tackles in each contest.
  - ▶ Clinton-Dix finished second on the team with 95 tackles (73 solo) in 2014 and led the Packers with 117 tackles (97 solo) last season.
  - ▶ He registered a total of three interceptions last season (including play-offs). He tied for fourth on the team with two during the regular season and registered one in the postseason.
  - ▶ According to STATS, his three sacks during the 2015 regular season were tied for the fifth most in a single regular season by a Packers safety (since 1982) and the most since Mark Roman recorded 3.5 in 2004.
  - ▶ Clinton-Dix's three sacks also tied for **No. 3 in the NFL** in 2015 among safeties.
  - ▶ During the 2015 regular season, he registered eight-plus tackles in eight games, including setting career highs in both total tackles (12) and solo tackles (11) in the Week 10 game vs. Detroit, in which he also registered an interception.

**RACKING UP POINTS**

- K **Mason Crosby** is moving his way up the record books.
- ▶ Crosby passed Ryan Longwell in Week 2 of the 2015 season to become the franchise career points leader:

Player	Career Points
<b>1. Mason Crosby, 2007-16</b>	<b>1,166</b>
2. Ryan Longwell, 1997-2004	1,054
3. Don Hutson, 1935-45	823

- ▶ In Week 6, Crosby (300) eclipsed Longwell (277) for the most field goal attempts in Packers' history.
- ▶ Crosby (1,284) passed Longwell (1,119) for the most points scored in the regular and postseason combined in franchise history.
- ▶ Crosby recorded 108 points during the 2015 regular season, giving him the ninth 100-point season of his career and passing Ryan Longwell (1997-2004) for the franchise record.
- ▶ In Week 11 of 2015, he tied the single-game team record with five field goals and became the first player in NFL history to have five field goals of 40-plus yards in a game. In the same game, Crosby connected on a 52-yard field goal, extending his career franchise record for the most 50-yard FGs to 26.
- ▶ Crosby was one of five players (min. 25 att.) to connect on all extra points during the 2015 regular season. Among those five, his 36 attempts were the second most (NE Stephen Gostkowski, 52-52).
- ▶ Including 2013, Crosby made 19 consecutive field goals in the regular season, until his final kick against the Bears was blocked in Week 4 of 2014. He now owns the two longest consecutive field-goal streaks in franchise history (23 straight from 2010-11).
- ▶ Dating back to the 2013 regular season, Crosby made at least one FG in 17 consecutive regular-season games before not getting an attempt in Week 3 at Detroit in 2014. It is the longest streak in team history.

Player	Consec. Games/FG
<b>1. Mason Crosby, 2013-14</b>	<b>17</b>
2. Ryan Longwell, 2004-05	15





## PACKERS VS. GIANTS - WEEK 5

### ON THE ROAD AGAIN

Green Bay went 7-1 away from Lambeau Field in 2011, with the seven road wins setting a single-season franchise record.

- ▶ The Packers have been able to stay above the .500 mark on the road during Head Coach **Mike McCarthy's** tenure, a notable achievement in the National Football League.
- ▶ Since 2006, McCarthy's first season as the head coach in Green Bay, only nine of 32 NFL teams have regular-season road records above .500.

Team	W-L Record	Pct.
1. New England	56-25-0	.691
2. Philadelphia	46-34-1	.574
3. Dallas	47-35-0	.573
<b>4t. Green Bay</b>	<b>46-36-0</b>	<b>.561</b>
4t. Indianapolis	46-36-0	.561
6. Denver	45-37-0	.549
7. N.Y. Giants	44-37-0	.543
8. New Orleans	44-38-0	.537
9. Pittsburgh	43-39-0	.524

### 319 AND COUNTING

Another packed house at Lambeau Field against the Detroit Lions in Week 3 brought the stadium's consecutive-sellouts streak to 319 regular-season games (not including replacement games).

- ▶ The league's longest-tenured stadium, Lambeau Field is hosting its 60th season of football in 2016. Including the playoffs, a total of 704,818 fans made their way through the turnstiles for the nine games last season. For the victory over Dallas in the Divisional round of the 2014 playoffs, Packers fans set a new Lambeau Field paid attendance record (79,704).
- ▶ Across American professional sports, only Boston's Fenway Park (1912) and Chicago's Wrigley Field (1914) have longer tenures.

### THE LAMBEAU ADVANTAGE

The crown jewel of the National Football League, Lambeau Field has long been known as one of the tougher venues to play in, particularly during the harsh Wisconsin winter.

- ▶ Re-establishing home-field advantage after a 4-4 mark in 2008 was one of the goals of 2009, and with the Packers finishing 6-2 at home, they accomplished that goal. Green Bay followed that up with a 7-1 mark at Lambeau Field in 2010, a perfect 8-0 record in 2011, the first undefeated home mark since 2002, and a 7-1 mark in 2012. The Packers were one of two teams to finish undefeated at home during the 2014 regular season (Denver).
- ▶ Head Coach **Mike McCarthy** stated consistently upon his arrival in Green Bay that one of the team's goals would be to reclaim the mystique of playing at Lambeau Field. Mission accomplished. The team is 60-20-1 (.747) at home in the regular season since 2006, **No. 2 in the NFL**.
- ▶ Since **Ron Wolf** and **Mike Holmgren** began the revitalization of the franchise in 1992, Green Bay owns the best home record in the NFL. A look at the top regular-season home W-L records since the '92 season:

Team	W-L Record	Pct.
<b>1. Green Bay</b>	<b>147-45-1</b>	<b>.764</b>
2. Pittsburgh	140-53-1	.724
3. New England	141-54-0	.723

### HOT AT HOME

Since the start of 2009, the Packers have been one of the best teams in the league at home during the regular season:

Team	W-L Record	Pct.
1. New England	53-6-0	.898
<b>2. Green Bay</b>	<b>46-10-1</b>	<b>.816</b>
3. Baltimore	43-15-0	.741
4t. Pittsburgh	42-16-0	.724
4t. Seattle	42-16-0	.724

### IN THE FREE-AGENCY ERA

Talk of unrestricted free agency in the early '90s led many to forecast tough times for the small-town Green Bay Packers.

- ▶ However, Green Bay has remained among the most successful teams since the advent of free agency in 1993. The Packers have won 10 or more games 15 times since '93 and captured 10 division crowns.
- ▶ A look at the most successful teams in the free-agency era:

Team	W-L Since '93	Pct.	Playoff Berths
1. New England	249-123-0	.669	17
<b>2. Green Bay</b>	<b>237-133-1</b>	<b>.640</b>	<b>17</b>
3. Pittsburgh	233-138-1	.628	15
4. Denver	228-144-0	.613	13
5. Indianapolis	218-154-0	.586	16

### IN THE LEAGUE RANKINGS REGULAR SEASON



#### GREEN BAY (Team)

Category	NFC	NFL
Turnover Margin (0) . . . . .	9	17
Points Scored (25.0) . . . . .	6	11
Points Allowed (22.3) . . . . .	8	17
Total Offense (293.7) . . . . .	13	29
Rushing (100.3) . . . . .	7	16
Passing (193.3) . . . . .	14	29
Total Defense (350.0) . . . . .	8	13
vs. Rush (42.7) . . . . .	1	1
vs. Pass (307.3) . . . . .	15	29
Third-Down Offense (48.6%) . . . . .	2	3
Third-Down Defense (37.2%) . . . . .	4	12
Red-Zone Offense (66.7%) . . . . .	4t	7t
Red-Zone Defense (42.9%) . . . . .	2	5

#### N.Y. GIANTS (Team)

Category	NFC	NFL
Turnover Margin (-8) . . . . .	15	30
Points Scored (18.3) . . . . .	14	27
Points Allowed (21.3) . . . . .	7	15
Total Offense (382.3) . . . . .	5	6
Rushing (93.8) . . . . .	8	19
Passing (288.5) . . . . .	3	4
Total Defense (346.3) . . . . .	6	11
vs. Rush (84.0) . . . . .	5	9
vs. Pass (262.3) . . . . .	9	18
Third-Down Offense (39.1%) . . . . .	11	21
Third-Down Defense (45.2%) . . . . .	14	28
Red-Zone Offense (46.2%) . . . . .	15	28
Red-Zone Defense (45.5%) . . . . .	4t	8t

#### GREEN BAY (Individual)

Category	NFC	NFL
Passing: A.Rodgers (98.6) . . . . .	7	12
Rushing: Lacy (214) . . . . .	9	22
Receptions: Nelson (17) . . . . .	27t	50t
Rec. Yds.: Nelson (206) . . . . .	26	51
Interceptions: Randall/Thomas (1) . . . . .	8t	18t
Sacks: Perry (3.5) . . . . .	6	13














#### N.Y. GIANTS (Individual)

Category	NFC	NFL
Passing: Manning (87.8) . . . . .	11	18
Rushing: Vereen (147) . . . . .	11t	26t
Receptions: Beckham (22) . . . . .	9t	17t
Rec. Yds.: Beckham (303) . . . . .	8	16
Interceptions: N/A		
Sacks: Four players (1) . . . . .	31t	68t



**PACKERS VS. GIANTS - WEEK 5**

2016 OPPONENTS

		NFL Rank	
	Record	Offense	Defense
 at Jacksonville Jaguars..(1-3)		27	6
 at Minnesota Vikings..(4-0)		31	7
 Detroit Lions.....(1-3)		9	25
 New York Giants.....(2-2)		6	11
 Dallas Cowboys.....(3-1)		2	18
 Chicago Bears .....(1-3)		24	10
 at Atlanta Falcons .....(3-1)		1	30
 Indianapolis Colts.....(1-3)		17	24
 at Tennessee Titans....(1-3)		18	14
 at Washington Redskins..(2-2)		8	29
 at Philadelphia Eagles..(3-0)		13	3
 Houston Texans.....(3-1)		25	5
 Seattle Seahawks.....(3-1)		16	2

A LOOK AT THE SCHEDULE

The Green Bay Packers' 96th NFL regular-season schedule is headlined by five prime-time games (subject to flexible scheduling).

- ▶ Green Bay's schedule includes five games against 2015 playoff teams. Three of those contests (Minnesota, Houston, Seattle) will be at Lambeau Field, while two (Minnesota, Washington) will come on the road.
- ▶ The Packers kicked off their season on the road for the fourth consecutive year, the longest streak in team history, opening with two road games for the first time since 1924. Green Bay traveled to Jacksonville, playing on the road against an AFC team in Week 1 for the first time since facing the New England Patriots in 1985.
- ▶ Green Bay faced division opponents in Weeks 2-3. They began with a trip to Minnesota to face the Vikings in a prime-time game and returned to Lambeau Field last week for the home opener against the Detroit Lions.
- ▶ For the second time in four years, the Packers had their bye in Week 4.
- ▶ Green Bay returns to action with three consecutive home games against NFC teams over a 12-day span. In Week 5, the Packers play on Sunday night against the New York Giants. It will be the Giants' first regular-season game at Lambeau Field since 2010. The following week, Green Bay will play the Dallas Cowboys for the fourth consecutive season (including playoffs) and for the second straight year at home in the regular season. The Packers have won five straight games against the Cowboys during the regular and postseason. Green Bay finishes the homestand playing the Chicago Bears on a Thursday night for the second consecutive season (11th straight year in primetime).
- ▶ Four of the Packers' next five games will be on the road, including three road games in a row for the first time since 2012.
- ▶ After a trip to play the Atlanta Falcons in Week 8, Green Bay will face the Indianapolis Colts at home for the first time since 2008. Five of the last seven matchups between Green Bay and Indianapolis have been decided by seven or fewer points. The Packers make just their third regular-season visit to Tennessee to play the Titans in Week 10. Green Bay is looking for its first victory at the Titans since they moved to Tennessee in 1997.
- ▶ Green Bay will play two prime-time road games in a row, first traveling to play against the Washington Redskins on a Sunday night in Week 11 and then going to Philadelphia to face the Eagles on *Monday Night Football* in Week 12. It marks the 24th consecutive season (1993-2016) that Green Bay is appearing on *MNF*.
- ▶ Green Bay will play its first game at home in almost a month when it faces the Houston Texans in Week 13 for just the second time ever at home.
- ▶ Week 14 brings a familiar matchup as the Packers welcome the Seattle Seahawks to Lambeau Field for the second consecutive year. Including the postseason, Green Bay and Seattle will meet for the fifth time in five years.
- ▶ For the first time since 2006, the Packers will finish the regular season with three straight games against NFC North opponents.
- ▶ In Week 15, Green Bay will travel to Chicago to play the Bears. The Packers have won four consecutive games against the Bears in December, three of which were played in Chicago.
- ▶ Green Bay returns home to play the Vikings in Week 16 on Christmas Eve, playing on a Saturday for the first time since 1997. The Packers last played on Christmas Eve in 2004, a 34-31 victory at Minnesota. Including playoffs, Green Bay has a 8-2-1 mark (.773) against the Vikings at Lambeau Field under McCarthy.
- ▶ The Packers will finish the regular season in Detroit for the first time since 1993. Green Bay has won seven of 10 games at Ford Field under McCarthy. It will be only the third time the Packers have played at the Lions during the regular season in the month of January (1983, 1994).





## PACKERS STARTERS – OFFENSE

### **WR Jordy Nelson, 9th Year, Kansas State, D2a-08**

- ▶ Has 53 career touchdowns, tied with WR Greg Jennings for No. 5 in Packers history.
- ▶ Missed all of the 2015 season due to a knee injury suffered in the pre-season.
- ▶ Finished the 2014 regular season ranked fourth in receiving yards (1,519), seventh in receptions (98) and tied for second in receiving touchdowns (13). Earned first selection to the Pro Bowl.
- ▶ Led the team in 2013 with 85 catches for 1,314 yards and eight TDs. Ranked No. 10 in the NFL that season in receiving yards.
- ▶ With 15 TD catches in 2011, became only the third player in franchise history to catch 15 or more TDs in a season, joining WRs Sterling Sharpe (18 in 1994) and Don Hutson (17 in 1942).
- ▶ Became the first player since the 1970 AFL-NFL merger to post three 80-yard TD grabs over an eight-game span in the regular season (Week 16, 2010-Week 6, 2011).

### **LT David Bakhtiari, 4th Year, Colorado, D4a-13**

- ▶ Has started all but two games at LT since the start of the 2013 regular season. Missed the final two games of the 2015 regular season due to injury.
- ▶ Started all 16 games at left tackle in 2013, the only rookie in the NFL to do so in 2013 and the first Packer rookie to do so since the league went to a 16-game schedule in 1978.
- ▶ Became just the fourth Green Bay rookie to start at LT in the season opener since the 1970 AFL-NFL merger and the first since 1985.

### **LG Lane Taylor, 4th Year, Oklahoma State, FA-13**

- ▶ Has played in 33 regular-season games for the Packers with five starts.
- ▶ Made the first starts of his career in 2015, opening at RG at Detroit in Week 13 in place of an injured T.J. Lang and at LG in Week 17 vs. Minnesota with Josh Sitton sliding to LT in place of an injured David Bakhtiari.
- ▶ A four-year letterman at OSU, starting 47 of 50 games played at right guard. Unanimous first-team All-Big 12 selection by the conference's coaches as a senior.

### **C J.C. Tretter, 4th Year, Cornell, D4b-13**

- ▶ Set career highs with 16 games played and three starts (all at C) during the 2015 regular season. Also started at LT in the NFC Wild Card game at Washington.
- ▶ Has seen game action at C, LG and both T spots during his career.
- ▶ Was on track to be the starting C in 2014, opening at that position for the first three preseason games, but sustained a knee injury vs. Oakland (Aug. 22) that would sideline him for the first half of the season. Returned to play in the final eight games and both postseason contests.
- ▶ Grew from a high school quarterback, running back and slot receiver into an All-American LT in college, starting 20 consecutive games in his final two seasons at Cornell.

### **RG T.J. Lang, 8th Year, Eastern Michigan, D4-09**

- ▶ Has started games at four different positions on the line as a pro (50 at RG, 27 at LG, five at RT, two at LT). Played C in Week 10 in 2013.
- ▶ Has started 81 contests since 2011.
- ▶ Started games at both tackle spots in his first season (2009) and became the first Packers rookie to start consecutive games at left tackle since Chad Clifton in 2000.
- ▶ Began his college career as a defensive lineman, but converted to the offensive line as a sophomore and started 36 straight games (10 at RT, 26 at LT) over his final three years.

### **RT Bryan Bulaga, 7th Year, Iowa, D1-10**

- ▶ Has started 30 of 35 games since the start of the 2014 season.
- ▶ Missed the second part of the 2012 season after suffering a hip injury vs. Arizona on Nov. 4 and missed all of the 2013 season after injuring his knee on Aug. 3.
- ▶ Started 37 games at RT in his first three seasons in the league.
- ▶ Started the final 12 games of 2010 and the entire postseason at right tackle after taking over for veteran Mark Tauscher (shoulder).
- ▶ Named to the *Pro Football Weekly*/PFWA All-Rookie team in 2010.
- ▶ Capped his rookie season by becoming the youngest player at the time, according to STATS LLC, to ever start in the Super Bowl (21 years, 322 days).

### **TE Jared Cook, 8th Year, South Carolina, FA-16**

- ▶ Signed with the Packers as a free agent in March 2016 after spending three seasons with the St. Louis Rams (2013-15) and four with the Tennessee Titans (2009-12).
- ▶ Has posted at least 35 receptions in each of the last five seasons (2011-15), one of only five active tight ends in the NFL to do so (Antonio Gates, Jimmy Graham, Rob Gronkowski, Greg Olsen).
- ▶ Ranks No. 4 among NFL tight ends with a 12.7-yard receiving average since he entered the league in 2009.
- ▶ Holds the single-game franchise record for the most receiving yards by a tight end for both the Titans (169 vs. Jacksonville, Dec. 24, 2011) and the Rams (141 vs. Arizona, Sept. 8, 2013).

### **WR Randall Cobb, 6th Year, Kentucky, D2-11**

- ▶ Led the team in receptions (79), was No. 2 in receiving yards (829) and was No. 3 in touchdown receptions (six) in 2015.
- ▶ Set a new single-season career high with five 100-yard receiving games during the 2014 season (three-2012). Earned first trip to the Pro Bowl.
- ▶ His career-best 91 receptions in 2014 were the seventh most in team history.
- ▶ Finished the regular season tied for fourth in the NFL with 12 touchdown receptions in 2014.
- ▶ Before suffering a knee injury in Week 6 in 2013, led the team in receptions with 29 and was No. 2 in receiving yards with 378.
- ▶ Set a franchise single-season record with a league-high 2,342 combined net yards in 2012, topping the previous team mark of 2,250 yards by RB Ahman Green in 2003.

### **QB Aaron Rodgers, 12th Year, California, D1-05**

- ▶ In 122 regular-season starts (82-40 record), has posted 43 games with 300-plus passing yards, 72 without an interception and 68 with a 100-plus passer rating (min. 15 attempts).
- ▶ Earned his fifth selection to the Pro Bowl in 2015, passing Bart Starr (1960-62, 1966) for the second-most selections by a Green Bay quarterback behind Brett Favre's nine (1992-93, 1995-97, 2001-03, 2007).
- ▶ His career passer rating of 104.0 ranks No. 1 in NFL history.
- ▶ Finished the 2014 regular season ranked No. 2 in the NFL in passer rating (112.2), touchdown percentage (7.3), No. 1 in interception percentage (1.0) and No. 3 in touchdown passes (38).
- ▶ Recorded a passer rating of at least 120.0 in seven regular-season games in 2014, setting a single-season career high and tying for the third most in a single season in the NFL, dating back to 1960.
- ▶ Posted 21,332 passing yards from 2008-12, which ranks No. 1 in league history for the most passing yards by a QB in his first five seasons as a starter (previous record was Peyton Manning, 20,618, 1998-2002).
- ▶ In 2011, set an NFL record with a 122.5 passer rating and set franchise marks for TD passes (45), passing yards (4,643), completion percentage (68.3), yards per attempt (9.25) and 300-yard games (eight) on his way to earning NFL Most Valuable Player honors from *The Associated Press*.

### **RB Eddie Lacy, 4th Year, Alabama, D2-13**

- ▶ With 3,075 rushing yards from 2013-15, became one of only two players in team history (RB John Brockington, 3,276) to rush for 3,000-plus yards in his first three seasons in the NFL.
- ▶ With 758 rushing yards in 2015, he and James Starks (601) gave the Packers two players with 600-plus rushing yards in the same regular season for the first time since 1985 (Jessie Clark-633/Eddie Lee Ivery-636).
- ▶ Became the first player in team history to post 1,000 rushing yards and 10-plus total TDs in both of his first two seasons.
- ▶ With 1,139 rushing yards in 2014, became the fifth player in franchise history to record consecutive 1,000-yard rushing seasons (Ryan Grant, 2008-09 / Ahman Green, 2000-04 / John Brockington, 1971-73 / Jim Taylor, 1960-64).
- ▶ Ranks No. 1 in franchise history for the most rushing yards by a rookie (1,178) in a single season, No. 1 in attempts (284), and tied for No. 1 for most 100-yard rushing games with four (Brockington, four in 1971).

### **FB Aaron Ripkowski, 2nd Year, Oklahoma, D6a-15**

- ▶ Played in 15 games as a rookie, seeing action primarily on special teams.
- ▶ Tied for No. 4 on the team with nine special teams tackles last season.
- ▶ Began collegiate career as a walk-on and went on to play in 47 games with 17 starts.



## PACKERS STARTERS – DEFENSE

### DE Dean Lowry, Rookie, Northwestern, D4b-16

- ▶ Played in 48 games with 33 starts in college and registered 134 tackles (83 solo), including 31.5 tackles for a loss, 12.5 sacks, three interceptions (one returned for a TD), 21 passes defended, three fumble recoveries and three forced fumbles.
- ▶ Earned second-team All-Big Ten honors as a senior in 2015 after posting 46 tackles (27 solo), including 13.5 tackles for a loss (second on the team), three sacks, an interception, a fumble recovery and seven passes defended.
- ▶ Named honorable mention All-Big Ten as a junior in 2014 and was named to ESPN.com's Big Ten All-Freshman team in 2012.

### NT Letroy Guion, 9th Year, Florida State, FA-14

- ▶ Has started 22 of the 31 regular-season games he has played since the start of the 2014 season.
- ▶ Signed with Green Bay during the 2014 offseason after spending his first six NFL seasons with the Minnesota Vikings.
- ▶ Started all 28 games he appeared in for Minnesota in 2012-13, recording 72 tackles (32 solo) and three sacks over that span.
- ▶ Was the only Viking to block a field goal in both 2011 and 2012.

### DT Mike Daniels, 5th Year, Iowa, D4a-12

- ▶ Ranks third on the team with 17.0 sacks since the start of the 2013 regular season (LB Julius Peppers-19.0 / LB Clay Matthews-27.0).
- ▶ Led the defensive line in both tackles and sacks each of that last two seasons.
- ▶ Returned a fumble 43 yards for a TD vs. Detroit in Week 14 of 2012, the longest fumble return for a TD by a rookie in franchise history.
- ▶ Starred as an interior pass rusher at Iowa, posting a team-high 24.5 tackles for a loss and 13 sacks from 2010-11.

### LOLB Nick Perry, 5th Year, Southern California, D1-12

- ▶ Leads the team and ranks No. 4 in the NFL with 3.5 sacks this season.
- ▶ Registered multiple sacks in each of his first five seasons in the NFL and has posted a two-sack game in each of the last four seasons (2013-16).
- ▶ Has totaled six sacks in five playoff games, including 3.5 in the 2015 postseason which tied Clay Matthews (2010) for the franchise record in a single postseason.
- ▶ His six postseason sacks rank No. 3 in franchise history behind Matthews (10) and Reggie White (eight) and are the most in team history (since 1982) by a player in his first five games with Green Bay.

### ILB Jake Ryan, 2nd Year, Michigan, D4-15

- ▶ Leads the team with 25 tackles on the season.
- ▶ Started the final five games of the regular season and both playoff contests in 2015.
- ▶ Recorded a team-best nine tackles (eight solo) and one fumble recovery in Week 13 last season at Detroit in his first pro start.
- ▶ Served as a team captain for his final two seasons at Michigan and was a three-time winner (2012-14) of the Roger Zatkoff Award, given to the Wolverines top linebacker. He was the only player to win the award (est. 1991) three times.
- ▶ Joined LB John Anderson (first round, 26th overall) as the only Michigan linebackers ever drafted by Green Bay.
- ▶ Started 41 of 46 games played in college, appearing at inside linebacker as a senior after spending his first three seasons at outside linebacker and defensive end.

### ILB Blake Martinez, Rookie, Stanford, D4a-16

- ▶ Tied for the team lead with 15 solo tackles (Jake Ryan).
- ▶ Became the first rookie to start on defense for Green Bay in Week 1 since Nick Perry in 2012.
- ▶ Finished collegiate career with 257 tackles (137 solo), 13.5 tackles for a loss, 6.5 sacks, five interceptions and five forced fumbles in 51 games played.
- ▶ Started all 27 games played in his final two seasons, leading the team in tackles as a junior (102) and senior (141).
- ▶ Led the Pacific-12 and ranked No. 7 nationally with 141 tackles (75 solo) as a senior, averaging a conference-best 10.1 tackles per game.

### ROLB Clay Matthews, 8th Year, Southern California, D1b-09

- ▶ Selected to his sixth Pro Bowl and first as an inside linebacker in 2015 after recording 6.5 sacks (second on the team), 15 QB hits (No. 1 on the team), and a career-high 85 tackles (No. 2 on the team).
- ▶ With 69.5 career sacks, passed Reggie White (68.5) for the second most sacks in Packers history (Kabeer Gbaja-Biamila, 74.5).
- ▶ With a team-high 11.0 sacks in 2014, is tied for the most 10-plus sack seasons in franchise history (four).
- ▶ His six Pro Bowl selections are two more than any other Packers LB.
- ▶ Is the only player in franchise history to score a defensive TD (interception or fumble return) in each of his first three seasons in the NFL (2009-11).
- ▶ Named first-team All-Pro by *The Associated Press* in 2010, the first Green Bay LB to earn that honor since Tim Harris in 1989. Finished second to Pittsburgh safety Troy Polamalu in the AP's Defensive Player of the Year voting.

### LCB Damarious Randall, 2nd Year, Arizona State, D1-15

- ▶ Played in 15 games with nine starts (six at LCB, two at RCB, one in the slot) in 2015 and tied for the team lead and No. 2 among NFL rookies with three interceptions, including one he returned for a TD. Finished with a team-best 16 passes defended.
- ▶ Named the NFL's Defensive Rookie of the Month for November 2015, joining CB Casey Hayward (October 2012) as the only Green Bay defensive backs to win the award.
- ▶ Earned first-team All-Pacific-12 honors at safety as a senior in 2014 after he led the Sun Devils in tackles (106) and passes defended (12) and tied for the team lead with three interceptions.

### RCB Sam Shields, 7th Year, Miami, FA-10

- ▶ Despite missing four games due to injury, tied for the team lead with three interceptions and ranked No. 2 in passes defended (13) during the 2015 regular season.
- ▶ Recorded interceptions in back-to-back games in 2015 (Weeks 3-4) for the first time in his career.
- ▶ Finished second on the team with 13 passes defended in 2014 to go along with two interceptions. Earned first career trip to the Pro Bowl.
- ▶ Started all 14 games he appeared in during the 2013 season and led the team with four INTs (tied career high) and a career-best 25 passes defended.
- ▶ In Green Bay's NFC Championship Game win over Chicago in the 2010 season, became the first rookie in NFL history to record two INTs and a sack in a postseason contest.

### SS Morgan Burnett, 7th Year, Georgia Tech, D3-10

- ▶ Missed five games due to injury in 2015, but finished No. 4 on the team with 54 solo tackles.
- ▶ Totaled a team-high 125 tackles in 2014, the second most of his career (137 in 2012). Ranked No. 2 on the team with 106 tackles (77 solo) in 2013, despite missing the first three games due to injury. Recovered three fumbles, including one for a TD, and added nine passes defended.
- ▶ Participated in all 1,088 plays for Green Bay's defense in 2012, one of only four non-OL in the NFL to appear in 100 percent of his team's snaps.
- ▶ Enjoyed his first full season as a pro in 2011, joining DT B.J. Raji as the only two Green Bay defensive players to start all 16 regular-season games.
- ▶ Started the first four games of the 2010 season at SS before sustaining a season-ending knee injury vs. Detroit in Week 4.

### FS Ha Ha Clinton-Dix, 3rd Year, Alabama, D1-14

- ▶ Led the team in tackles in 2015 with 117 (97 solo) and was tied for fourth on the team in interceptions (two).
- ▶ According to STATS LLC, his three sacks during the 2015 regular season tied for the fifth most in a single regular season by a Packers safety (since 1982) and the most since Mark Roman recorded 3.5 in 2004.
- ▶ Started every game in 2015 after starting 10 of 16 games as a rookie when he finished second on the team in tackles (95).
- ▶ Was the second safety ever drafted by Green Bay in the first round (Alabama S George Teague, No. 29 overall in 1993).
- ▶ Was a consensus All-America selection in 2013 as a junior, earning first-team recognition from *The Associated Press*, the Football Writers Association of America and *Sporting News*.





## 2016 REGULAR-SEASON STATISTICS

	Packers	Opponents
<b>TOTAL FIRST DOWNS</b> .....	<b>55</b>	<b>57</b>
Rushing .....	17	10
Passing .....	29	42
Penalty .....	9	5
3rd Down: Made/Att. ....	18/37	16/43
3rd Down Pct. ....	48.6	37.2
4th Down: Made/Att. ....	1/2	5/7
4th Down Pct. ....	50.0	71.4
<b>POSSESSION AVG.</b> .....	<b>27:44</b>	<b>32:16</b>
<b>TOTAL NET YARDS</b> .....	<b>881</b>	<b>1050</b>
Avg. Per Game .....	293.7	350.0
Total Plays .....	174	192
Avg. Per Play .....	5.1	5.5
<b>NET YARDS RUSHING</b> .....	<b>301</b>	<b>128</b>
Avg. Per Game .....	100.3	42.7
Total Rushes .....	72	71
<b>NET YARDS PASSING</b> .....	<b>580</b>	<b>922</b>
Avg. Per Game .....	193.3	307.3
Sacked/Yards Lost .....	8/37	10/69
Gross Yards .....	617	991
Att./Completions .....	94/55	111/74
Completion Pct. ....	58.5	66.7
<b>HAD INTERCEPTED</b> .....	<b>1</b>	<b>2</b>
<b>PUNTS/AVERAGE</b> .....	<b>11/41.8</b>	<b>11/44.8</b>
Net Punting Avg. ....	39.1	44.5
<b>PENALTIES/YARDS</b> .....	<b>15/141</b>	<b>26/302</b>
<b>FUMBLES/BALL LOST</b> .....	<b>5/2</b>	<b>3/1</b>
<b>TOUCHDOWNS</b> .....	<b>9</b>	<b>7</b>
Rushing .....	2	1
Passing .....	7	6
Returns .....	0	0

### SCORE BY PERIODS

	Q1	Q2	Q3	Q4	OT	PTS
PACKERS	28	31	6	10	0	75
OPPONENTS	10	27	17	13	0	67

### SCORING

	TD	-Ru	-Pa	-Rt	K-PAT	FG	S	PTS
Jordy Nelson .....	4	0	4	0		0	0	24
Mason Crosby .....	0	0	0	0	9/9	4/4	0	21
Davante Adams .....	2	0	2	0		0	0	12
Aaron Rodgers .....	2	2	0	0		0	0	12
Richard Rodgers .....	1	0	1	0		0	0	6
<b>PACKERS</b> .....	<b>9</b>	<b>2</b>	<b>7</b>	<b>0</b>	<b>9/9</b>	<b>4/4</b>	<b>0</b>	<b>75</b>
<b>OPPONENTS</b> .....	<b>7</b>	<b>1</b>	<b>6</b>	<b>0</b>	<b>7/7</b>	<b>6/7</b>	<b>0</b>	<b>67</b>

2-Pt Conversions: Packers 0-0, Opponents 0-0

**SACKS:** Nick Perry 3.5, Clay Matthews 2, Julius Peppers 1.5, Morgan Burnett 1, Mike Daniels 1, Kyler Fackrell 1, PACKERS 10, OPPONENTS 8

### RUSHING

	No	Yds	Avg	Long	TD
Eddie Lacy .....	43	214	5.0	28	0
Aaron Rodgers .....	12	67	5.6	14	2
Randall Cobb .....	4	12	3.0	6	0
James Starks .....	12	9	0.8	5	0
Ty Montgomery .....	1	-1	-1.0	-1	0
<b>PACKERS</b> .....	<b>72</b>	<b>301</b>	<b>4.2</b>	<b>28</b>	<b>2</b>
<b>OPPONENTS</b> .....	<b>71</b>	<b>128</b>	<b>1.8</b>	<b>12</b>	<b>1</b>

### PASSING

	Att	Cmp	Yds	Cmp%	Yds/Att	TD	TD%	Int	Int%	Long	Sack/Lost	Rating
Aaron Rodgers .....	94	55	617	58.5	6.56	7	7.4	1	1.1	49	8/37	98.6
<b>PACKERS</b> .....	<b>94</b>	<b>55</b>	<b>617</b>	<b>58.5</b>	<b>6.56</b>	<b>7</b>	<b>7.4</b>	<b>1</b>	<b>1.1</b>	<b>49</b>	<b>8/37</b>	<b>98.6</b>
<b>OPPONENTS</b> .....	<b>111</b>	<b>74</b>	<b>991</b>	<b>66.7</b>	<b>8.93</b>	<b>6</b>	<b>5.4</b>	<b>2</b>	<b>1.8</b>	<b>73t</b>	<b>10/69</b>	<b>105.3</b>

### RECEIVING

	No	Yds	Avg	Long	TD
Jordy Nelson .....	17	206	12.1	49	4
Randall Cobb .....	12	132	11.0	33	0
Davante Adams .....	8	99	12.4	29t	2
Jared Cook .....	6	53	8.8	15	0
Richard Rodgers .....	5	56	11.2	22	1
James Starks .....	3	31	10.3	16	0
Eddie Lacy .....	2	19	9.5	17	0
Justin Perillo .....	1	13	13.0	13	0
Jared Abbrederis .....	1	8	8.0	8	0
<b>PACKERS</b> .....	<b>55</b>	<b>617</b>	<b>11.2</b>	<b>49</b>	<b>7</b>
<b>OPPONENTS</b> .....	<b>74</b>	<b>991</b>	<b>13.4</b>	<b>73t</b>	<b>6</b>

### INTERCEPTIONS

	No	Yds	Avg	Long	TD
Damarius Randall .....	1	44	44.0	44	0
Joe Thomas .....	1	9	9.0	9	0
<b>PACKERS</b> .....	<b>2</b>	<b>53</b>	<b>26.5</b>	<b>44</b>	<b>0</b>
<b>OPPONENTS</b> .....	<b>1</b>	<b>4</b>	<b>4.0</b>	<b>4</b>	<b>0</b>

### PUNTING

	No	Yds	Avg	Net	TB	In 20	LG	Blk
Jacob Schum .....	11	460	41.8	39.1	0	2	56	0
<b>PACKERS</b> .....	<b>11</b>	<b>460</b>	<b>41.8</b>	<b>39.1</b>	<b>0</b>	<b>2</b>	<b>56</b>	<b>0</b>
<b>OPPONENTS</b> .....	<b>11</b>	<b>493</b>	<b>44.8</b>	<b>44.5</b>	<b>0</b>	<b>7</b>	<b>67</b>	<b>0</b>

### PUNT RETURNS

	Ret	FC	Yds	Avg	Long	TD
Trevor Davis .....	1	2	1	1.0	1	0
Damarius Randall .....	1	0	2	2.0	2	0
Micah Hyde .....	0	4	0	---	---	0
<b>PACKERS</b> .....	<b>2</b>	<b>6</b>	<b>3</b>	<b>1.5</b>	<b>2</b>	<b>0</b>
<b>OPPONENTS</b> .....	<b>3</b>	<b>4</b>	<b>30</b>	<b>10.0</b>	<b>15</b>	<b>0</b>

### KICKOFF RETURNS

	No	Yds	Avg	Long	TD
Ty Montgomery .....	3	59	19.7	24	0
<b>PACKERS</b> .....	<b>3</b>	<b>59</b>	<b>19.7</b>	<b>24</b>	<b>0</b>
<b>OPPONENTS</b> .....	<b>8</b>	<b>202</b>	<b>25.3</b>	<b>37</b>	<b>0</b>

### FIELD GOALS

	1-19	20-29	30-39	40-49	50+
Mason Crosby .....	0/0	2/2	1/1	1/1	0/0
<b>PACKERS</b> .....	<b>0/0</b>	<b>2/2</b>	<b>1/1</b>	<b>1/1</b>	<b>0/0</b>
<b>OPPONENTS</b> .....	<b>0/0</b>	<b>1/1</b>	<b>1/1</b>	<b>2/3</b>	<b>2/2</b>

Mason Crosby: (25G, 20G) ( ) (36G, 46G)  
Opponents: (26G, 39G, 50G) (46G) (42G, 43N, 50G)



## 2016 REGULAR-SEASON DEFENSIVE STATISTICS

Official totals – based on coaches' film review, through Week 3 vs. Detroit

Player	Total			Sacks/ Yards	Int/ Yards	Fum Rec	For Fum	Pass Def
	Tackles	Solo	Asst					
Jake Ryan	25	15	10	0.0/0.0	0/0	0	0	2
Blake Martinez	20	15	5	0.0/0.0	0/0	0	0	1
Nick Perry	17	12	5	3.5/14.5	0/0	0	0	1
Ha Ha Clinton-Dix	16	13	3	0.0/0.0	0/0	0	1	1
Micah Hyde	14	12	2	0.0/0.0	0/0	0	0	1
Damarious Randall	12	10	2	0.0/0.0	1/44	0	0	3
Joe Thomas	11	10	1	0.0/0.0	1/9	0	0	3
Morgan Burnett	10	10	0	1.0/8.0	0/0	0	0	1
LaDarius Gunter	10	9	1	0.0/0.0	0/0	0	1	1
Kenny Clark	9	3	6	0.0/0.0	0/0	0	0	1
Mike Daniels	8	6	2	1.0/9.0	0/0	0	0	0
Clay Matthews	7	6	1	2.0/17.0	0/0	0	0	0
Letroy Guion	6	4	2	0.0/0.0	0/0	0	0	0
Sam Shields	5	4	1	0.0/0.0	0/0	0	0	0
Julius Peppers	5	3	2	1.5/11.5	0/0	0	0	0
Christian Ringo	4	1	3	0.0/0.0	0/0	0	0	0
Quinten Rollins	4	1	3	0.0/0.0	0/0	0	0	2
Datone Jones	3	2	1	0.0/0.0	0/0	0	0	0
Jayrone Elliott	2	2	0	0.0/0.0	0/0	0	0	0
Kyler Fackrell	2	2	0	1.0/9.0	0/0	0	0	0
Dean Lowry	2	2	0	0.0/0.0	0/0	0	0	0
Kentrell Brice	1	1	0	0.0/0.0	0/0	0	0	0
Josh Hawkins	0	0	0	0.0/0.0	0/0	0	0	1
<b>Totals</b>	<b>193</b>	<b>143</b>	<b>50</b>	<b>10.0/69.0</b>	<b>2/53</b>	<b>0</b>	<b>2</b>	<b>18</b>

### SPECIAL TEAMS

Player	TT	FR	FF
Marwin Evans	3	0	0
Jayrone Elliott	2	0	0
Kyler Fackrell	2	0	0
Blake Martinez	2	0	0
Damarious Randall	2	0	0
Chris Banjo	1	0	0
Kentrell Brice	1	0	0
Micah Hyde	1	0	0
Jeff Janis	1	0	0
Ty Montgomery	1	0	0
Joe Thomas	1	0	0
<b>Totals</b>	<b>17</b>	<b>0</b>	<b>0</b>

### MISCELLANEOUS

Player	Tackles
Davante Adams	1
Randall Cobb	1
JC Tretter	1
<b>Totals</b>	<b>3</b>

Player	FF
Randall Cobb	1
<b>Totals</b>	<b>1</b>

Player	FR
Randall Cobb	1
Jared Cook	1
JC Tretter	1
<b>Totals</b>	<b>3</b>

# THE DOPE SHEET

OFFICIAL PROGRAM AND PUBLICATION, ACHIEVERS FOOTBALL TEAM



No	ALPHABETICAL ROSTER	Pos	Ht	Wt	Birthdate	NFL Exp	College	High School	Hometown
84	Abbrederis, Jared	WR	6-1	195	12/17/90	3	Wisconsin		Wautoma, Wis.
17	Adams, Davante	WR	6-1	215	12/24/92	3	Fresno State		Palo Alto, Calif.
69	Bakhtiari, David	T	6-4	310	9/30/91	4	Colorado		San Mateo, Calif.
32	Banjo, Chris	S	5-10	207	2/26/90	3	Southern Methodist		Sugar Land, Texas
67	Barclay, Don	T/G	6-4	305	4/18/89	5	West Virginia		Harmony, Pa.
29	Brice, Kentrell	S	5-11	200	8/11/94	R	Louisiana Tech		Ruston, La.
75	Bulaga, Bryan	T	6-5	314	3/21/89	7	Iowa		Woodstock, Ill.
42	Burnett, Morgan	S	6-1	209	1/13/89	7	Georgia Tech		College Park, Ga.
6	Callahan, Joe	QB	6-1	216	6/4/93	R	Wesley		Absecon, N.J.
97	Clark, Kenny	DT	6-3	314	10/4/95	R	UCLA		Rialto, Calif.
21	Clinton-Dix, Ha Ha	S	6-1	208	12/21/92	3	Alabama		Orlando, Fla.
18	Cobb, Randall	WR	5-10	192	8/22/90	6	Kentucky		Alcoa, Tenn.
89	Cook, Jared	TE	6-5	254	4/7/87	8	South Carolina		Birmingham, Ala.
2	Crosby, Mason	K	6-1	207	9/3/84	10	Colorado		Georgetown, Texas
76	Daniels, Mike	DT	6-0	310	5/5/89	5	Iowa		Blackwood, N.J.
11	Davis, Trevor	WR	6-1	188	7/4/93	R	California		Martinez, Calif.
91	Elliott, Jayrone	LB	6-3	255	11/11/91	3	Toledo		Cleveland, Ohio
25	Evans, Marwin	S	5-11	211	4/10/93	R	Utah State		Oak Creek, Wis.
51	Fackrell, Kyle	LB	6-5	245	11/25/91	R	Utah State		Mesa, Ariz.
61	Goode, Brett	LS	6-1	255	11/2/84	9	Arkansas		Fort Smith, Ark.
98	Guion, Letroy	DT	6-4	322	6/21/87	9	Florida State		Starke, Fla.
36	Gunter, LaDarius	CB	6-2	201	5/13/92	2	Miami		Montgomery, Ala.
28	Hawkins, Josh	CB	5-10	189	1/23/93	R	East Carolina		Kernersville, N.C.
7	Hundley, Brett	QB	6-3	226	6/15/93	2	UCLA		Chandler, Ariz.
33	Hyde, Micah	DB	6-0	197	12/31/90	4	Iowa		Fostoria, Ohio
83	Janis, Jeff	WR	6-3	219	6/24/91	3	Saginaw Valley State		Tawas City, Mich.
95	Jones, Datone	DE/LB	6-4	285	7/24/90	4	UCLA		Compton, Calif.
27	Lacy, Eddie	RB	5-11	234	6/2/90	4	Alabama		Geismar, La.
70	Lang, T.J.	G	6-4	318	9/20/87	8	Eastern Michigan		Birmingham, Mich.
94	Lowry, Dean	DE	6-6	296	6/9/94	R	Northwestern		Rockford, Ill.
50	Martinez, Blake	LB	6-2	237	1/9/94	R	Stanford		Oro Valley, Ariz.
52	Matthews, Clay	LB	6-3	255	5/14/86	8	Southern California		Agoura Hills, Calif.
88	Montgomery, Ty	WR	6-0	216	1/22/93	2	Stanford		Dallas, Texas
68	Murphy, Kyle	T	6-6	305	12/11/93	R	Stanford		San Clemente, Calif.
87	Nelson, Jordy	WR	6-3	217	5/31/85	9	Kansas State		Manhattan, Kan.
56	Peppers, Julius	LB	6-7	287	1/18/80	15	North Carolina		Bailey, N.C.
80	Perillo, Justin	TE	6-3	250	1/5/91	3	Maine		Wilmington, Del.
53	Perry, Nick	LB	6-3	265	4/12/90	5	Southern California		Detroit, Mich.
96	Price, Brian	DT	6-3	318	6/24/94	R	Texas San Antonio		Lafayette, Ind.
23	Randall, Damarious	CB	5-11	196	8/29/92	2	Arizona State		Pensacola, Fla.
99	Ringo, Christian	DT	6-1	298	3/10/92	1	Louisiana-Lafayette		Jackson, Miss.
22	Ripkowski, Aaron	FB	6-1	246	12/20/92	2	Oklahoma		Dayton, Texas
12	Rodgers, Aaron	QB	6-2	225	12/2/83	12	California		Chico, Calif.
82	Rodgers, Richard	TE	6-4	257	1/22/92	3	California		Shrewsbury, Mass.
24	Rollins, Quinten	CB	5-11	195	7/15/92	2	Miami (Ohio)		Wilmington, Ohio
47	Ryan, Jake	LB	6-2	240	2/27/92	2	Michigan		Cleveland, Ohio
10	Schum, Jacob	P	5-10	211	1/21/89	2	Buffalo		Hamburg, N.Y.
37	Shields, Sam	CB	5-11	184	12/8/87	7	Miami		Sarasota, Fla.
78	Spriggs, Jason	T	6-6	301	5/17/94	R	Indiana		Elkhart, Ind.
44	Starks, James	RB	6-2	218	2/25/86	7	Buffalo		Niagara Falls, N.Y.
65	Taylor, Lane	G	6-3	324	11/22/89	4	Oklahoma State		Arlington, Texas
48	Thomas, Joe	LB	6-1	227	5/6/91	2	South Carolina State		Blackville, S.C.
73	Tretter, JC	C/G	6-4	307	2/12/91	4	Cornell		Akron, N.Y.

## INJURED RESERVE

38	Crockett, John	RB	6-0	217	2/16/92	1	North Dakota State		Minneapolis, Minn.
20	Dorleant, Makinton	CB	5-11	182	10/6/92	R	Northern Iowa		Naples, Fla.
90	Kuder, Tyler	DT	6-3	307	6/3/92	R	Idaho State		Payette, Idaho

## PRACTICE SQUAD

81	Allison, Geronimo	WR	6-3	202	1/18/94	R	Illinois		Riverview, Fla.
54	Bradford, Carl	LB	6-1	248	8/15/92	2	Arizona State		Norco, Calif.
86	Cajuste, Devon	TE	6-4	235	1/31/93	R	Stanford		Flushing, N.Y.
93	Gilbert, Reggie	LB	6-3	261	4/1/93	R	Arizona		Laveen, Ariz.
34	Jackson, Don	RB	5-10	208	9/7/93	R	Nevada		Sacramento, Calif.
40	Kerridge, Joe	FB	6-0	245	9/17/92	R	Michigan		Traverse City, Mich.
72	Muir, Blake	G	6-5	315	5/10/91	R	Baylor		New South Wales, Australia
62	Patrick, Lucas	G	6-3	313	7/30/93	R	Duke		Brentwood, Tenn.
26	Waters, Herb	CB	6-0	188	11/10/92	R	Miami		Homestead, Fla.
35	Whitehead, Jermaine	S	5-11	195	3/12/93	1	Auburn		Greenwood, Miss.

## RESERVE/PHYSICALLY UNABLE TO PERFORM

63	Linsley, Corey	C	6-3	301	7/27/91	3	Ohio State		Boardman, Ohio
----	----------------	---	-----	-----	---------	---	------------	--	----------------

## RESERVE/SUSPENDED

39	Goodson, Demetri	CB	5-11	197	6/11/89	3	Baylor		Spring, Texas
64	Pennel, Mike	DT	6-4	332	5/9/91	3	Colorado State-Pueblo		Aurora, Colo.





No	NUMERICAL ROSTER	Pos	Ht	Wt	Age	NFL Exp	College	How Acquired	Reg. season GP/GS/DNP/IA
2	Mason Crosby	K	6-1	207	32	10	Colorado	D6c-07	3/0/0/0
6	Joe Callahan	QB	6-1	216	23	R	Wesley	FA-16	0/0/0/3
7	Brett Hundley	QB	6-3	226	23	2	UCLA	D5-15	0/0/3/0
10	Jacob Schum	P	5-10	211	27	2	Buffalo	W-16 (T.B.)	3/0/0/0
11	Trevor Davis	WR	6-1	188	23	R	California	D5-16	2/0/0/1
12	Aaron Rodgers	QB	6-2	225	32	12	California	D1-05	3/3/0/0
17	Davante Adams	WR	6-1	215	23	3	Fresno State	D2-14	3/2/0/0
18	Randall Cobb	WR	5-10	192	26	6	Kentucky	D2-11	3/3/0/0
21	Ha Ha Clinton-Dix	S	6-1	208	23	3	Alabama	D1-14	3/3/0/0
22	Aaron Ripkowski	FB	6-1	246	23	2	Oklahoma	D6a-15	3/1/0/0
23	Damarious Randall	CB	5-11	196	24	2	Arizona State	D1-15	3/3/0/0
24	Quinten Rollins	CB	5-11	195	24	2	Miami (Ohio)	D2-15	3/3/0/0
25	Marwin Evans	S	5-11	211	23	R	Utah State	FA-16	3/0/0/0
27	Eddie Lacy	RB	5-11	234	26	4	Alabama	D2-13	3/3/0/0
28	Josh Hawkins	CB	5-10	189	23	R	East Carolina	FA-16	1/0/0/2
29	Kentrell Brice	S	5-11	200	22	R	Louisiana Tech	FA-16	3/0/0/0
32	Chris Banjo	S	5-10	207	25	3	Southern Methodist	FA-13	1/0/0/2
33	Micah Hyde	DB	6-0	197	25	4	Iowa	D5a-13	3/1/0/0
36	LaDarius Gunter	CB	6-2	201	24	2	Miami	FA-15	3/2/0/0
37	Sam Shields	CB	5-11	184	28	7	Miami	FA-10	1/1/0/2
42	Morgan Burnett	S	6-1	209	27	7	Georgia Tech	D3-10	2/2/0/1
44	James Starks	RB	6-2	218	30	7	Buffalo	D6-10	3/0/0/0
47	Jake Ryan	LB	6-2	240	24	2	Michigan	D4-15	3/3/0/0
48	Joe Thomas	LB	6-1	227	25	2	South Carolina State	FA-15 (PS-Dal)	3/0/0/0
50	Blake Martinez	LB	6-2	237	22	R	Stanford	D4a-16	3/3/0/0
51	Kyler Fackrell	LB	6-5	245	24	R	Utah State	D3-16	3/0/0/0
52	Clay Matthews	LB	6-3	255	30	8	Southern California	D1b-09	2/2/0/1
53	Nick Perry	LB	6-3	265	26	5	Southern California	D1-12	3/3/0/0
56	Julius Peppers	LB	6-7	287	36	15	North Carolina	FA-14	3/1/0/0
61	Brett Goode	LS	6-1	255	31	9	Arkansas	FA-08	3/0/0/0
65	Lane Taylor	G	6-3	324	26	4	Oklahoma State	FA-13	3/3/0/0
67	Don Barclay	T/G	6-4	305	27	5	West Virginia	FA-12	3/0/0/0
68	Kyle Murphy	T	6-6	305	22	R	Stanford	D6-16	0/0/0/3
69	David Bakhtiari	T	6-4	310	25	4	Colorado	D4a-13	3/3/0/0
70	T.J. Lang	G	6-4	318	29	8	Eastern Michigan	D4-09	3/3/0/0
73	JC Tretter	C/G	6-4	307	25	4	Cornell	D4b-13	3/3/0/0
75	Bryan Bulaga	T	6-5	314	27	7	Iowa	D1-10	3/3/0/0
76	Mike Daniels	DT	6-0	310	27	5	Iowa	D4a-12	3/3/0/0
78	Jason Spriggs	T	6-6	301	22	R	Indiana	D2-16	3/0/0/0
80	Justin Perillo	TE	6-3	250	25	3	Maine	FA-14	3/0/0/0
82	Richard Rodgers	TE	6-4	257	24	3	California	D3b-14	3/1/0/0
83	Jeff Janis	WR	6-3	219	25	3	Saginaw Valley State	D7-14	3/0/0/0
84	Jared Abbrederis	WR	6-1	195	25	3	Wisconsin	D5b-14	3/0/0/0
87	Jordy Nelson	WR	6-3	217	31	9	Kansas State	D2a-08	3/3/0/0
88	Ty Montgomery	WR	6-0	216	22	2	Stanford	D3-15	3/0/0/0
89	Jared Cook	TE	6-5	254	29	8	South Carolina	FA-16	3/2/0/0
91	Jayrone Elliott	LB	6-3	255	24	3	Toledo	FA-14	1/0/0/2
94	Dean Lowry	DE	6-6	296	22	R	Northwestern	D4b-16	3/0/0/0
95	Datone Jones	DE/LB	6-4	285	26	4	UCLA	D1-13	2/0/0/1
96	Brian Price	DT	6-3	318	22	R	Texas San Antonio	FA-16	1/0/0/0
97	Kenny Clark	DT	6-3	314	21	R	UCLA	D1-16	3/1/0/0
98	Letroy Guion	DT	6-4	322	29	9	Florida State	FA-14	2/2/0/1
99	Christian Ringo	DT	6-1	298	24	1	Louisiana-Lafayette	D6b-15	3/0/0/0

**INJURED RESERVE**

20	Makinton Dorleant	CB	5-11	182	24	R	Northern Iowa	FA-16	0/0/0/0
38	John Crockett	RB	6-0	217	24	1	North Dakota State	FA-15	0/0/0/0
90	Tyler Kuder	DT	6-3	307	24	R	Idaho State	FA-16	0/0/0/0

**PRACTICE SQUAD**

26	Herb Waters	CB	6-0	188	23	R	Miami	FA-16	0/0/0/0
34	Don Jackson	RB	5-10	208	23	R	Nevada	FA-16	0/0/0/0
35	Jermaine Whitehead	S	5-11	195	23	1	Auburn	FA-16	0/0/0/0
40	Joe Kerridge	FB	6-0	245	24	R	Michigan	FA-16	0/0/0/0
54	Carl Bradford	LB	6-1	248	24	2	Arizona State	D4-14	0/0/0/0
62	Lucas Patrick	G	6-3	313	23	R	Duke	FA-16	0/0/0/0
72	Blake Muir	G	6-5	315	25	R	Baylor	FA-16	0/0/0/0
81	Geronimo Allison	WR	6-3	202	22	R	Illinois	FA-16	0/0/0/0
86	Devon Cajuste	TE	6-4	235	23	R	Stanford	FA-16	0/0/0/0
93	Reggie Gilbert	LB	6-3	261	23	R	Arizona	FA-16	0/0/0/0

**RESERVE/PHYSICALLY UNABLE TO PERFORM**

63	Corey Linsley	C	6-3	301	25	3	Ohio State	D5a-14	0/0/0/0
----	---------------	---	-----	-----	----	---	------------	--------	---------

**RESERVE/SUSPENDED**

39	Demetri Goodson	CB	5-11	197	27	3	Baylor	D6-14	0/0/0/0
64	Mike Pennel	DT	6-4	332	25	3	Colorado State-Pueblo	FA-14	0/0/0/0



## OFFENSE

<b>WR:</b> 87	Jordy Nelson	17	Davante Adams	83	Jeff Janis
<b>LT:</b> 69	David Bakhtiari	<u>78</u>	<u>Jason Spriggs</u>		
<b>LG:</b> 65	Lane Taylor	67	Don Barclay		
<b>C:</b> 73	JC Tretter	67	Don Barclay		
<b>RG:</b> 70	T.J. Lang	67	Don Barclay		
<b>RT:</b> 75	Bryan Bulaga	<u>68</u>	<u>Kyle Murphy</u>		
<b>TE:</b> 89	Jared Cook	82	Richard Rodgers	80	Justin Perillo
<b>WR:</b> 18	Randall Cobb	84	Jared Abbrederis	88	Ty Montgomery
				<u>11</u>	<u>Trevor Davis</u>
				<u>6</u>	<u>Joe Callahan</u>
<b>QB:</b> 12	Aaron Rodgers	7	Brett Hundley		
<b>RB:</b> 27	Eddie Lacy	44	James Starks		
<b>FB:</b> 22	Aaron Ripkowski				

## DEFENSE

<b>DE:</b> <u>94</u>	<u>Dean Lowry</u>	<u>97</u>	<u>Kenny Clark</u>		
<b>NT:</b> 98	Letroy Guion	99	Christian Ringo	<u>96</u>	<u>Brian Price</u>
<b>DT:</b> 76	Mike Daniels	<u>97</u>	<u>Kenny Clark</u>		
<b>LOLB:</b> 53	Nick Perry	56	Julius Peppers	91	Jayrone Elliott
<b>ILB:</b> 47	Jake Ryan	48	Joe Thomas		
<b>ILB:</b> <u>50</u>	<u>Blake Martinez</u>	48	Joe Thomas		
<b>ROLB:</b> 52	Clay Matthews	95	Datone Jones	<u>51</u>	<u>Kyler Fackrell</u>
<b>LCB:</b> 23	Damarius Randall	24	Quinten Rollins	<u>28</u>	<u>Josh Hawkins</u>
<b>RCB:</b> 37	Sam Shields	36	LaDarius Gunter		
<b>SS:</b> 42	Morgan Burnett	33	Micah Hyde	<u>25</u>	<u>Marwin Evans</u>
<b>FS:</b> 21	Ha Ha Clinton-Dix	32	Chris Banjo	<u>29</u>	<u>Kentrell Brice</u>

## SPECIAL TEAMS

<b>K:</b> 2	Mason Crosby	10	Jacob Schum		
<b>P:</b> 10	Jacob Schum	2	Mason Crosby		
<b>H:</b> 10	Jacob Schum	18	Randall Cobb		
<b>PR:</b> 33	Micah Hyde	<u>11</u>	<u>Trevor Davis</u>	84	Jared Abbrederis
<b>KR:</b> 88	Ty Montgomery	84	Jared Abbrederis	33	Micah Hyde
<b>LS:</b> 61	Brett Goode	67	Don Barclay	80	Justin Perillo

## Rookies are underlined ##

### COACH LOCATIONS

► **Coaches' Box:** Jeff Blasko (coaching administrator), Dom Capers (defensive coordinator), Tom Clements (associate head coach/offense), Ejiro Evero (defensive quality control), Scott McCurley (assistant linebackers), David Raih (assistant offensive line), Joe Whitt Jr. (secondary - cornerbacks).

► **Sideline:** Brian Angelichio (tight ends), Edgar Bennett (offensive coordinator), James Campen (offensive line), Luke Getsy (wide receivers), Jerry Montgomery (defensive front assistant), Winston Moss (associate head coach/linebackers), Darren Perry (secondary - safeties), Jason Simmons (assistant special teams), Ben Sirmans (running backs), Mike Trgovac (defensive line), Alex Van Pelt (quarterbacks), Ron Zook (special teams coordinator).



## ROSTER BY POSITION

### QUARTERBACK (3)

Joe Callahan  
Brett Hundley  
Aaron Rodgers

### FULLBACK (1)

Aaron Ripkowski

### RUNNING BACK (2)

Eddie Lacy  
James Starks

### WIDE RECEIVER (7)

Jared Abbrederis  
Davante Adams  
Randall Cobb  
Trevor Davis  
Jeff Janis  
Ty Montgomery  
Jordy Nelson

### TIGHT END (3)

Jared Cook  
Justin Perillo  
Richard Rodgers

### OFFENSIVE LINE (8)

David Bakhtiari  
Don Barclay  
Bryan Bulaga  
T.J. Lang  
Kyle Murphy  
Jason Spriggs  
Lane Taylor  
JC Tretter

### DEFENSIVE LINE (7)

Kenny Clark  
Mike Daniels  
Letroy Guion  
Datone Jones (also LB)  
Dean Lowry  
Brian Price  
Christian Ringo

### LINEBACKER (8)

Jayrone Elliott  
Kyler Fackrell  
Blake Martinez  
Clay Matthews  
Julius Peppers  
Nick Perry  
Jake Ryan  
Joe Thomas

### CORNERBACK (5)

LaDarius Gunter  
Josh Hawkins  
Damarius Randall  
Quinten Rollins  
Sam Shields

### SAFETY (6)

Chris Banjo  
Kentrell Brice  
Morgan Burnett  
Ha Ha Clinton-Dix  
Marwin Evans  
Micah Hyde (also CB)

### SPECIALIST (3)

Mason Crosby  
Brett Goode  
Jacob Schum

*Rookies are underlined*

## PRONUNCIATION GUIDE

### PLAYERS

Jared Abbrederis . . . . .	ab-bruh-DAIR-is	Justin Perillo . . . . .	puh-RILL-oh
David Bakhtiari . . . . .	bock-tee-R-ee	Damarius Randall . . . . .	duh-MAIR-ee-us
Don Barclay . . . . .	BAR-clay	Jacob Schum . . . . .	SHUMM
Kentrell Brice . . . . .	ken-TRELL		
Bryan Bulaga . . . . .	buh-LAH-guh		
Devon Cajuste . . . . .	DEV-un kuh-JOOST		
Jayrone Elliott . . . . .	jay-RONE		
Kyler Fackrell . . . . .	FAK-rull		
Brett Goode . . . . .	GEWD		
Letroy Guion . . . . .	GUY-on		
LaDarius Gunter . . . . .	luh-DAIR-ee-us		
Datone Jones . . . . .	DAY-tone		
Mike Pennel . . . . .	puh-NELL		

### COACHES

Brian Angelichio . . . . .	an-juh-LEEK-o
James Campen . . . . .	KAMP-en
Tom Clements . . . . .	KLEMM-ints
Ejoro Evero . . . . .	e-JEE-row EV-uh-row
Mark Lovat . . . . .	luh-VOTT
David Raih . . . . .	RYE
Mike Trgovac . . . . .	TER-guh-vac



## HOW THE PACKERS WERE BUILT

Year	Record	Draft (35)	Waivers (1)	Free Agents (17)
2005	4-12	QB Aaron Rodgers D1		
2007	13-3	K Mason Crosby D6c		
2008	6-10	WR Jordy Nelson D2a		LS Brett Goode
2009	11-5	LB Clay Matthews D1b G T.J. Lang D4		
2010	10-6	T Bryan Bulaga D1 S Morgan Burnett D3 RB James Starks D6		CB Sam Shields
2011	15-1	WR Randall Cobb D2		
2012	11-5	LB Nick Perry D1 DT Mike Daniels D4a		T/G Don Barclay
2013	8-7-1	DE/LB Datone Jones D1 RB Eddie Lacy D2 T David Bakhtiari D4a C/G JC Tretter D4b DB Micah Hyde D5a		S Chris Banjo G Lane Taylor
2014	12-4	S Ha Ha Clinton-Dix D1 WR Davante Adams D2 TE Richard Rodgers D3b WR Jared Abbrederis D5b WR Jeff Janis D7		LB Jayrone Elliott DT Letroy Guion LB Julius Peppers TE Justin Perillo
2015	10-6	CB Damarious Randall D1 CB Quinten Rollins D2 WR Ty Montgomery D3 LB Jake Ryan D4 QB Brett Hundley D5 FB Aaron Ripkowski D6a DT Christian Ringo D6b		CB LaDarius Gunter LB Joe Thomas (PS-Dal.)
2016	2-1	DT Kenny Clark D1 T Jason Spriggs D2 LB Kyler Fackrell D3 LB Blake Martinez D4a DE Dean Lowry D4b WR Trevor Davis D5 T Kyle Murphy D6	P Jacob Shum (T.B.)	S Kentrell Brice QB Joe Callahan TE Jared Cook S Marwin Evans CB Josh Hawkins DT Brian Price



## MEDIA INFORMATION & POLICIES

### MIKE MCCARTHY PRESS CONFERENCES

During the regular season (for a Sunday game), the head coach will be available in the Media Auditorium on Monday, Wednesday, Thursday and Friday. One-on-one interviews with McCarthy should be arranged through Jason Wahlers.

### PLAYER INTERVIEWS

The team's locker room will generally be open Monday, Wednesday, Thursday, Friday and following games.

- ▶ At the conclusion of all games, the locker room will be opened following the NFL's standard "cooling-off period."
- ▶ All interviews with players on the practice squad or injured reserve need to be requested and approved through the P.R. department.
- ▶ Any requests to interview players other than at the aforementioned times should be directed to a member of the Packers' P.R. department.

### ASSISTANT COACH AVAILABILITY

All by request only, through the P.R. department

- ▶ Coordinators – Edgar Bennett (offense, bottom left), Dom Capers (defense, bottom middle) and Ron Zook (special teams, bottom right) – will continue to serve as primary spokesmen in their respective areas.
- ▶ During the regular season, assistants generally will be available on Thursdays at the podium in the Media Auditorium with offense and defense rotating every other week. During a week when offensive coaches are available, Capers will also be available on Thursday to represent the defense. When defensive coaches are available, Bennett will also be available on Thursday to represent the offense. On Mondays, the coordinators will be available at the podium in the Media Auditorium.
- ▶ Following games, Head Coach Mike McCarthy will be the only coach available to the media.
- ▶ However, position coaches are available for questions on specific players and the position group only. Broader interview topics need to be directed to the respective coordinators.
- ▶ No assistant coach should be contacted directly by telephone (at his desk, home or on his cell phone), or by email. All interviews must be arranged through the P.R. department.
- ▶ Sarah Quick (920-569-7213) serves as the primary contact for assistant coaches. In her absence, feel free to contact another member of the P.R. staff.

### PRACTICE ACCESS, PHOTOGRAPHY AND SOCIAL-MEDIA GUIDELINES

- ▶ During the regular season, practices will be open to state media who regularly cover the team for designated periods during the first half of each session, similar to previous seasons. Also as in

prior years, photo opportunities will be limited to the beginning portions of practice.

- ▶ The team reserves the right to limit photography to certain periods for competitive reasons. This restriction applies to both training-camp and regular-season practices.
- ▶ During practice periods in which B-roll and still photography are NOT permitted, the media may not utilize camera phones either. The P.R. staff will alert the media of the permissible "shooting" periods before and during each practice.
- ▶ Video of practice, press conferences or locker-room interviews by an individual or media outlet may not be posted at any time on social-media sites or live-broadcasting applications (this includes applications such as Facebook, Twitter, Vine, Instagram, Snapchat, Ustream, Periscope and Meerkat, etc).
- ▶ No still photography is permitted in the locker room at any time. Signs, notes and other personal items or information posted in and around the locker room at player lockers are not to be photographed or captured on video.

### ONLINE-CONTENT POLICY

According to the 2016 NFL non-game online content policy, accredited organizations may distribute online non-game audio and video content, including interviews, press conferences and team practices at NFL venues, acquired as a result of credentialed access ("Game Information") to games or club/league facilities provided that such distribution: is 90 seconds maximum per day (180 seconds in two-team markets – 90 seconds per team); may not be "archived" (i.e., made available for on-demand public access) for more than 24 hours; appears in an editorial context only (no sponsorship, merchandising or advertising integrated with or around the content); is not posted live; and is accompanied by links back to NFL.com and to the club website.

The 90-second limit does not include video/audio material that is composed entirely of a credentialed media employee providing commentary or analysis ("talking head" reporting), including pregame or postgame stand-up material shot on the field or other facility location.

While a game is in progress, any forms of accounts of the game must be sufficiently time-delayed and limited in amount (e.g., score updates with detail given only in quarterly game updates, fewer than 10 photographs during the game) so that the accredited organization's game coverage cannot be used as a substitute for, or otherwise approximate, authorized play-by-play accounts.

The Packers have their own social-media and online-content policies for practice reporting, which will be communicated by the P.R. staff for both training camp and the regular season. Members of the media are encouraged to contact the public relations staff with any questions.



**MEDIA INFORMATION & POLICIES**

**CONFERENCE CALLS**

The Packers' P.R. department will arrange a conference call with the head coach and a key player of the opposing team each week during the regular season. These conference calls will be made from the media workroom, and generally will be held on Wednesday.

**TELEPHONES/INTERNET**

Lambeau Field features complimentary wireless Internet in the main press box. Please contact the public information department if you require assistance.

In the Lee Rummel Press Box at Lambeau Field, more than a dozen "co-op" phones are available to media throughout the box. If dedicated service is desired, please contact Scott Guth of Dataline Services seven to 10 days prior to the game at 920-569-7090 or sguth@datalineservicesinc.com. Instruments also may be obtained through Guth, upon request.

Dedicated internet service also may be ordered through Dataline Services – on a game-by-game or full-season basis – for installation in either the Lee Rummel Press Box or in the downstairs Photo/Media Workrooms.

**POOL REPORTER**

As assigned by the Professional Football Writers of America (PFWA), the Green Bay pool reporter for the 2016 season is Tom Silverstein of the *Milwaukee Journal Sentinel*. Pete Dougherty of the *Green Bay Press-Gazette* is the alternate.

**PHOTO CREDENTIALS**

Photo credentials will not be issued to freelance photographers unless on a specific assignment from an accredited organization. Credentials are not provided to "grips" due to on-field space limitations.

**CREDENTIALS**

All credential requests are acquired through an online credential link, which should be obtained by contacting Sarah Quick, assistant director of public relations. Requests may be sent via email (Sarah Quick; quicks@packers.com). Credentials will not be mailed, unless the requesting outlet provides a Federal Express or UPS number, and if scheduled in advance, should be picked up in person at the Packers' corporate offices, located in the Lambeau Field Atrium. Credentials not obtained prior to gameday will be left at Media Will Call on the south side of the stadium near the Shopko Gate. Media Will Call opens three hours prior to kickoff.

**GAME-CREDENTIAL DEADLINES**

Following are credential application deadlines for the Packers' regular-season games. All written requests should be directed to Sarah Quick, via email (quicks@packers.com).

- ▶vs. New York Giants - Wednesday, Oct. 5, by 5 p.m.
- ▶vs. Dallas Cowboys - Wednesday, Oct. 12, by 5 p.m.
- ▶vs. Chicago - Monday, Oct. 17, by 5 p.m.
- ▶at Atlanta - Monday, Oct. 24, by 10 a.m.
- ▶vs. Indianapolis - Wednesday, Nov. 2, by 5 p.m.
- ▶at Tennessee - Monday, Nov. 7, by 10 a.m.
- ▶at Washington - Monday, Nov. 14, by 10 a.m.
- ▶at Philadelphia - Monday, Nov. 21, by 10 a.m.
- ▶vs. Houston - Wednesday, Nov. 30, by 5 p.m.
- ▶vs. Seattle - Wednesday, Dec. 7, by 5 p.m.
- ▶at Chicago - Monday, Dec. 12, by 10 a.m.
- ▶vs. Minnesota - Tuesday, Dec. 20, by 5 p.m.
- ▶at Detroit - Monday, Dec. 26, by 10 a.m.

**THIS WEEK'S MEDIA SCHEDULE**

**Wednesday, Oct. 5**

- 10:45 a.m. Head Coach Mike McCarthy available in Media Auditorium
- 12 p.m. Practice open to media until team periods begin, Clarke Hinkle Field (limited videotaping)
- 2:15-3 p.m. Packers locker room open for 45 minutes
- 4:45 p.m. Giants head coach Ben McAdoo available via conference call in media workroom
- 5 p.m. Giants QB Eli Manning available via conference call in media workroom

**Thursday, Oct. 6**

- 10:30 a.m. Head Coach Mike McCarthy available in Media Auditorium
- 11:45 a.m. Practice open to media until team periods begin, Clarke Hinkle Field (limited videotaping)
- 2:35-3:10 p.m. Packers locker room open for 45 minutes
- 4:50 p.m. Defensive assistant coaches, offensive coordinator Edgar Bennett and special teams coordinator Ron Zook available in-person for up to 10 minutes each, in Media Auditorium (at the podium)

**Friday, Oct. 7**

- 11 a.m. Head Coach Mike McCarthy available in Media Auditorium
- 1:10-1:55 p.m. Packers locker room open for 45 minutes

**Saturday, Oct. 8**

No media availability

**Sunday, Oct. 9**

- 7:30 p.m. Packers vs. Giants; Lambeau Field, Green Bay

**REMINDERS**

- Times and locations of practices are provided for media use only; they are not intended for publication or broadcast
- Post-practice locker room times are approximate and subject to change based upon practice length and meeting schedules; practice location also subject to change





## INDIVIDUAL STATISTICS, OFFENSE

		E.Lacy					J.Starks					A.Rodgers					R.Cobb					A.Ripkowski					T.Montgomery				
		No	Yds	Avg	Lg	TD	No	Yds	Avg	Lg	TD	No	Yds	Avg	Lg	TD	No	Yds	Avg	Lg	TD	No	Yds	Avg	Lg	TD	No	Yds	Avg	Lg	TD
9/11	at Jax	14	61	4.4	28	0	4	7	1.8	4	0	4	16	4.0	8	1	3	11	3.7	6	0	0	0	--	--	0	0	0	--	--	0
9/18	at Min	12	50	4.2	13	0	7	3	0.4	5	0	3	29	9.7	10	1	1	1	1.0	1	0	0	0	--	--	0	0	0	--	--	0
9/25	Det	17	103	6.1	25	0	1	-1	-1.0	-1	0	5	22	4.4	14	0	0	0	--	--	0	0	0	--	--	0	1	-1	-1.0	-1	0
10/9	NYG																														
10/16	Dal																														
10/20	Chi																														
10/30	at Atl																														
11/6	Ind																														
11/13	at Ten																														
11/20	at Was																														
11/28	at Phi																														
12/4	Hou																														
12/11	Sea																														
12/18	at Chi																														
12/24	Min																														
1/1	at Det																														
<b>SEASON</b>		<b>43</b>	<b>214</b>	<b>5.0</b>	<b>28</b>	<b>0</b>	<b>12</b>	<b>9</b>	<b>0.8</b>	<b>5</b>	<b>0</b>	<b>12</b>	<b>67</b>	<b>5.6</b>	<b>14</b>	<b>2</b>	<b>4</b>	<b>12</b>	<b>3.0</b>	<b>6</b>	<b>0</b>	<b>0</b>	<b>0</b>	<b>--</b>	<b>--</b>	<b>0</b>	<b>1</b>	<b>-1</b>	<b>-1.0</b>	<b>-1</b>	<b>0</b>
<b>CAREER</b>		<b>760</b>	<b>3289</b>	<b>4.3</b>	<b>60</b>	<b>23</b>	<b>567</b>	<b>2370</b>	<b>4.2</b>	<b>65</b>	<b>9</b>	<b>446</b>	<b>2242</b>	<b>5.0</b>	<b>35</b>	<b>23</b>	<b>44</b>	<b>314</b>	<b>7.1</b>	<b>67</b>	<b>0</b>	<b>0</b>	<b>0</b>	<b>--</b>	<b>--</b>	<b>0</b>	<b>4</b>	<b>13</b>	<b>3.3</b>	<b>9</b>	<b>0</b>

**ADDITIONAL REGULAR-SEASON RUSHING:**

		A.Rodgers										B.Hundley								
		Att	Com	Pct	Yds	Sk/Yd	TD	Lg	Int	Rtng	Att	Com	Pct	Yds	Sk/Yd	TD	Lg	Int	Rtng	
9/11	at Jax	34	20	58.8	199	1/0	2	32	0	95.1										
9/18	at Min	36	20	55.6	213	5/33	1	39	1	70.7										
9/25	Det	24	15	62.5	205	2/4	4	49	0	129.3										
10/9	NYG																			
10/16	Dal																			
10/20	Chi																			
10/30	at Atl																			
11/6	Ind																			
11/13	at Ten																			
11/20	at Was																			
11/28	at Phi																			
12/4	Hou																			
12/11	Sea																			
12/18	at Chi																			
12/24	Min																			
1/1	at Det																			
<b>SEASON</b>		<b>94</b>	<b>55</b>	<b>58.5</b>	<b>617</b>	<b>8/37</b>	<b>7</b>	<b>49</b>	<b>1</b>	<b>98.6</b>	<b>0</b>	<b>0</b>	<b>--</b>	<b>0</b>	<b>0/0</b>	<b>0</b>	<b>--</b>	<b>0</b>	<b>--</b>	
<b>CAREER</b>		<b>4141</b>	<b>2688</b>	<b>64.9</b>	<b>33016</b>	<b>314/1954</b>	<b>264</b>	<b>93</b>	<b>66</b>	<b>104.0</b>	<b>0</b>	<b>0</b>	<b>--</b>	<b>0</b>	<b>0/0</b>	<b>0</b>	<b>--</b>	<b>0</b>	<b>--</b>	

		J.Callahan									
		Att	Com	Pct	Yds	Sk/Yd	TD	Lg	Int	Rtng	
9/13	at Jax					(Inactive)					
9/18	at Min					(Inactive)					
9/25	Det					(Inactive)					
10/9	NYG										
10/16	Dal										
10/20	Chi										
10/30	at Atl										
11/6	Ind										
11/13	at Ten										
11/20	at Was										
11/28	at Phi										
12/4	Hou										
12/11	Sea										
12/18	at Chi										
12/24	Min										
1/1	at Det										
<b>SEASON</b>		<b>0</b>	<b>0</b>	<b>--</b>	<b>0</b>	<b>0/0</b>	<b>0</b>	<b>--</b>	<b>0</b>	<b>--</b>	
<b>CAREER</b>		<b>0</b>	<b>0</b>	<b>--</b>	<b>0</b>	<b>0/0</b>	<b>0</b>	<b>--</b>	<b>0</b>	<b>--</b>	





# INDIVIDUAL STATISTICS, OFFENSE

## RUSHING

		E.Lacy										J.Starks										A.Rodgers																			
		First Half					Second Half					First Half					Second Half					First Half					Second Half														
		No	Yds	Avg	Lg	TD	No	Yds	Avg	Lg	TD	No	Yds	Avg	Lg	TD	No	Yds	Avg	Lg	TD	No	Yds	Avg	Lg	TD	No	Yds	Avg	Lg	TD	No	Yds	Avg	Lg	TD					
9/11	at Jax	7	20	2.9	9	0	7	41	5.9	28	0	2	6	3.0	4	0	2	1	0.5	1	0	1	6	6.0	6t	1	3	10	3.3	8	0										
9/18	at Min	6	16	2.7	5	0	6	34	5.7	13	0	1	2	2.0	2	0	6	1	0.2	5	0	0	0	--	--	0	3	29	9.7	10t	1										
9/25	Det	6	42	7.0	25	0	11	61	5.5	14	0	0	0	--	--	0	1	-1	-1.0	-1	0	0	0	--	--	0	5	22	4.4	14	0										
10/9	NYG																																								
10/16	Dal																																								
10/20	Chi																																								
10/30	at Atl																																								
11/6	Ind																																								
11/13	at Ten																																								
11/20	at Was																																								
11/28	at Phi																																								
12/4	Hou																																								
12/11	Sea																																								
12/18	at Chi																																								
12/24	Min																																								
1/1	at Det																																								
<b>SEASON</b>		<b>19</b>	<b>78</b>	<b>4.1</b>	<b>25</b>	<b>0</b>	<b>24</b>	<b>136</b>	<b>5.7</b>	<b>28</b>	<b>0</b>	<b>3</b>	<b>8</b>	<b>2.7</b>	<b>4</b>	<b>0</b>	<b>9</b>	<b>1</b>	<b>0.1</b>	<b>5</b>	<b>0</b>	<b>1</b>	<b>6</b>	<b>6.0</b>	<b>6t</b>	<b>1</b>	<b>11</b>	<b>61</b>	<b>5.5</b>	<b>14</b>	<b>1</b>										

## PASSING

		A.Rodgers																	
		First Half					Second Half												
		Att	Com	Pct	Yds	Sk/Yd	TD	Lg	Int	Rtng	Att	Com	Pct	Yds	Sk/Yd	TD	Lg	Int	Rtng
9/11	at Jax	18	11	61.1	114	0/0	2	29t	0	116.4	16	9	56.3	85	1/0	0	32	0	71.1
9/18	at Min	15	8	53.3	59	1/13	1	21	0	85.1	21	12	57.1	154	4/20	0	39	1	60.4
9/25	Det	18	12	66.7	174	1/4	4	49	0	137.5	6	3	50.0	31	1/0	0	13	0	65.3
10/9	NYG																		
10/16	Dal																		
10/20	Chi																		
10/30	at Atl																		
11/6	Ind																		
11/13	at Ten																		
11/20	at Was																		
11/28	at Phi																		
12/4	Hou																		
12/11	Sea																		
12/18	at Chi																		
12/24	Min																		
1/1	at Det																		
<b>SEASON</b>		<b>51</b>	<b>31</b>	<b>60.8</b>	<b>347</b>	<b>2/17</b>	<b>7</b>	<b>49</b>	<b>0</b>	<b>120.7</b>	<b>43</b>	<b>24</b>	<b>55.8</b>	<b>270</b>	<b>6/20</b>	<b>0</b>	<b>39</b>	<b>1</b>	<b>65.1</b>

## PASSING

		B.Hundley																	
		First Half					Second Half												
		Att	Com	Pct	Yds	Sk/Yd	TD	Lg	Int	Rtng	Att	Com	Pct	Yds	Sk/Yd	TD	Lg	Int	Rtng
9/11	at Jax																		
9/18	at Min																		
9/25	Det																		
10/9	NYG																		
10/16	Dal																		
10/20	Chi																		
10/30	at Atl																		
11/6	Ind																		
11/13	at Ten																		
11/20	at Was																		
11/28	at Phi																		
12/4	Hou																		
12/11	Sea																		
12/18	at Chi																		
12/24	Min																		
1/1	at Det																		
<b>SEASON</b>		<b>0</b>	<b>0</b>	<b>--</b>	<b>0</b>	<b>0/0</b>	<b>0</b>	<b>--</b>	<b>0</b>	<b>--</b>	<b>0</b>	<b>0</b>	<b>--</b>	<b>0</b>	<b>0/0</b>	<b>0</b>	<b>--</b>	<b>0</b>	<b>--</b>

# INDIVIDUAL STATISTICS, OFFENSE

## RECEIVING J.Nelson

			First Half					Second Half					R.Cobb					D.Adams																
			No		Avg	Lg	TD	No		Avg	Lg	TD	No		Avg	Lg	TD	No		Avg	Lg	TD	No		Avg	Lg	TD							
			Yds	Yds	Yds	Yds	Yds	Yds	Yds	Yds	Yds	Yds	Yds	Yds	Yds	Yds	Yds	Yds	Yds	Yds	Yds	Yds	Yds	Yds	Yds	Yds	Yds							
9/11	at	Jax	3	20	6.7	8	1	3	12	4.0	8	0	3	21	7.0	10	0	3	36	12.0	32	0	3	50	16.7	29t	1	0	0	--	--	0		
9/18	at	Min	3	28	9.3	21	1	2	45	22.5	39	0	4	28	7.0	9	0	1	14	14.0	14	0	1	3	3.0	3	0	2	23	11.5	13	0		
9/25		Det	6	101	16.8	49	2	0	0	--	--	0	1	33	33.0	33	0	0	0	--	--	0	1	14	14.0	14t	1	1	9	9.0	9	0		
10/9		NYG																																
10/16		Dal																																
10/20		Chi																																
10/30	at	Atl																																
11/6		Ind																																
11/13	at	Ten																																
11/20	at	Was																																
11/28	at	Phi																																
12/4		Hou																																
12/11		Sea																																
12/18	at	Chi																																
12/24		Min																																
1/1	at	Det																																
<b>SEASON</b>			<b>12</b>	<b>149</b>	<b>12.4</b>	<b>49</b>	<b>4</b>	<b>5</b>	<b>57</b>	<b>11.4</b>	<b>39</b>	<b>0</b>	<b>8</b>	<b>82</b>	<b>10.3</b>	<b>33</b>	<b>0</b>	<b>4</b>	<b>50</b>	<b>12.5</b>	<b>32</b>	<b>0</b>	<b>5</b>	<b>67</b>	<b>13.4</b>	<b>29t</b>	<b>2</b>	<b>3</b>	<b>32</b>	<b>10.7</b>	<b>13</b>	<b>0</b>		

## RECEIVING J.Abbrederis

			First Half					Second Half					J.Cook					R.Rodgers																
			No		Avg	Lg	TD	No		Avg	Lg	TD	No		Avg	Lg	TD	No		Avg	Lg	TD	No		Avg	Lg	TD							
			Yds	Yds	Yds	Yds	Yds	Yds	Yds	Yds	Yds	Yds	Yds	Yds	Yds	Yds	Yds	Yds	Yds	Yds	Yds	Yds	Yds	Yds	Yds	Yds	Yds							
9/11	at	Jax	0	0	--	--	0	1	8	8.0	8	0	0	0	--	--	0	1	7	7.0	7	0	0	0	--	--	0	1	22	22.0	22	0		
9/18	at	Min	0	0	--	--	0	0	0	--	--	0	0	0	--	--	0	4	31	7.8	14	0	0	0	--	--	0	2	25	12.5	15	0		
9/25		Det	0	0	--	--	0	0	0	--	--	0	1	15	15.0	15	0	0	0	--	--	0	2	9	4.5	7	1	0	0	--	--	0		
10/9		NYG																																
10/16		Dal																																
10/20		Chi																																
10/30	at	Atl																																
11/6		Ind																																
11/13	at	Ten																																
11/20	at	Was																																
11/28	at	Phi																																
12/4		Hou																																
12/11		Sea																																
12/18	at	Chi																																
12/24		Min																																
1/1	at	Det																																
<b>SEASON</b>			<b>0</b>	<b>0</b>	<b>--</b>	<b>--</b>	<b>0</b>	<b>1</b>	<b>8</b>	<b>8.0</b>	<b>8</b>	<b>0</b>	<b>1</b>	<b>15</b>	<b>15.0</b>	<b>15</b>	<b>0</b>	<b>5</b>	<b>38</b>	<b>7.6</b>	<b>14</b>	<b>0</b>	<b>2</b>	<b>9</b>	<b>4.5</b>	<b>7</b>	<b>1</b>	<b>3</b>	<b>47</b>	<b>15.7</b>	<b>22</b>	<b>0</b>		

## RECEIVING E.Lacy

			First Half					Second Half					J.Starks					T.Montgomery															
			No		Avg	Lg	TD	No		Avg	Lg	TD	No		Avg	Lg	TD	No		Avg	Lg	TD	No		Avg	Lg	TD						
			Yds	Yds	Yds	Yds	Yds	Yds	Yds	Yds	Yds	Yds	Yds	Yds	Yds	Yds	Yds	Yds	Yds	Yds	Yds	Yds	Yds	Yds	Yds	Yds	Yds						
9/11	at	Jax	1	17	17.0	17	0	0	0	--	--	0	1	6	6.0	6	0	0	0	--	--	0	0	0	--	--	0	0	0	--	--	0	
9/18	at	Min	0	0	--	--	0	0	0	--	--	0	0	0	--	--	0	1	16	16.0	16	0	0	0	--	--	0	0	0	--	--	0	
9/25		Det	1	2	2.0	2	0	0	0	--	--	0	0	0	--	--	0	1	9	9.0	9	0	0	0	--	--	0	0	0	--	--	0	
10/9		NYG																															
10/16		Dal																															
10/20		Chi																															
10/30	at	Atl																															
11/6		Ind																															
11/13	at	Ten																															
11/20	at	Was																															
11/28	at	Phi																															
12/4		Hou																															
12/11		Sea																															
12/18	at	Chi																															
12/24		Min																															
1/1	at	Det																															
<b>SEASON</b>			<b>2</b>	<b>19</b>	<b>9.5</b>	<b>17</b>	<b>0</b>	<b>0</b>	<b>0</b>	<b>--</b>	<b>--</b>	<b>0</b>	<b>1</b>	<b>6</b>	<b>6.0</b>	<b>6</b>	<b>0</b>	<b>2</b>	<b>25</b>	<b>12.5</b>	<b>16</b>	<b>0</b>	<b>0</b>	<b>0</b>	<b>--</b>	<b>--</b>	<b>0</b>	<b>0</b>	<b>0</b>	<b>--</b>	<b>--</b>	<b>0</b>	

# INDIVIDUAL STATISTICS, DEFENSE

		C.Banjo					K.Brice					M.Burnett					K.Clark					H.Clinton-Dix					M.Daniels				
		UT	A	Sk	Int	PD	UT	A	Sk	Int	PD	UT	A	Sk	Int	PD	UT	A	Sk	Int	PD	UT	A	Sk	Int	PD	UT	A	Sk	Int	PD
9/11	at Jax			(Inactive)			0	0	0-0	0-0	0	9	0	1-8	0-0	0	0	1	0-0	0-0	0	4	1	0-0	0-0	1	1	1	0-0	0-0	0
9/18	at Min			(Inactive)			0	0	0-0	0-0	0	1	0	0-0	0-0	1	0	3	0-0	0-0	1	3	2	0-0	0-0	0	4	1	1-9	0-0	0
9/25	Det	0	0	0-0	0-0	0	1	0	0-0	0-0	0	(Inactive)					3	2	0-0	0-0	0	6	0	0-0	0-0	0	1	0	0-0	0-0	0
10/9	NYG																														
10/16	Dal																														
10/20	Chi																														
10/30	at Atl																														
11/6	Ind																														
11/13	at Ten																														
11/20	at Was																														
11/28	at Phi																														
12/4	Hou																														
12/11	Sea																														
12/18	at Chi																														
12/24	Min																														
1/1	at Det																														
<b>SEASON</b>		<b>0</b>	<b>0</b>	<b>0-0</b>	<b>0-0</b>	<b>0</b>	<b>1</b>	<b>0</b>	<b>0-0</b>	<b>0-0</b>	<b>0</b>	<b>10</b>	<b>0</b>	<b>1-8</b>	<b>0-0</b>	<b>1</b>	<b>3</b>	<b>6</b>	<b>0-0</b>	<b>0-0</b>	<b>1</b>	<b>13</b>	<b>3</b>	<b>0-0</b>	<b>0-0</b>	<b>1</b>	<b>6</b>	<b>2</b>	<b>1-9</b>	<b>0-0</b>	<b>0</b>
<b>CAREER</b>		<b>16</b>	<b>3</b>	<b>0-0</b>	<b>0-0</b>	<b>2</b>	<b>1</b>	<b>0</b>	<b>0-0</b>	<b>0-0</b>	<b>0</b>	<b>433</b>	<b>141</b>	<b>55-49</b>	<b>7-33</b>	<b>50</b>	<b>3</b>	<b>6</b>	<b>0-0</b>	<b>0-0</b>	<b>1</b>	<b>183</b>	<b>45</b>	<b>4-14</b>	<b>3-11</b>	<b>16</b>	<b>121</b>	<b>78</b>	<b>19-130.5</b>	<b>1-6</b>	<b>3</b>

		J.Elliott					M.Evans					K.Fackrell					D.Goodson					L.Guion					L.Gunter				
		UT	A	Sk	Int	PD	UT	A	Sk	Int	PD	UT	A	Sk	Int	PD	UT	A	Sk	Int	PD	UT	A	Sk	Int	PD	UT	A	Sk	Int	PD
9/11	at Jax			(Inactive)			0	0	0-0	0-0	0	0	0	0-0	0-0	0	(Reserve/Suspended)					2	2	0-0	0-0	0	1	1	0-0	0-0	0
9/18	at Min			(Inactive)			0	0	0-0	0-0	0	1	0	0-0	0-0	0	(Reserve/Suspended)					2	0	0-0	0-0	0	5	0	0-0	0-0	0
9/25	Det	2	0	0-0	0-0	0	0	0	0-0	0-0	0	1	0	1-9	0-0	0	(Reserve/Suspended)					(Inactive)					3	0	0-0	0-0	1
10/9	NYG																														
10/16	Dal																														
10/20	Chi																														
10/30	at Atl																														
11/6	Ind																														
11/13	at Ten																														
11/20	at Was																														
11/28	at Phi																														
12/4	Hou																														
12/11	Sea																														
12/18	at Chi																														
12/24	Min																														
1/1	at Det																														
<b>SEASON</b>		<b>2</b>	<b>0</b>	<b>0-0</b>	<b>0-0</b>	<b>0</b>	<b>0</b>	<b>0</b>	<b>0-0</b>	<b>0-0</b>	<b>0</b>	<b>2</b>	<b>0</b>	<b>1-9</b>	<b>0-0</b>	<b>0</b>	<b>0</b>	<b>0</b>	<b>0-0</b>	<b>0-0</b>	<b>0</b>	<b>4</b>	<b>2</b>	<b>0-0</b>	<b>0-0</b>	<b>0</b>	<b>9</b>	<b>1</b>	<b>0-0</b>	<b>0-0</b>	<b>1</b>
<b>CAREER</b>		<b>19</b>	<b>3</b>	<b>3-24</b>	<b>1-0</b>	<b>2</b>	<b>0</b>	<b>0</b>	<b>0-0</b>	<b>0-0</b>	<b>0</b>	<b>2</b>	<b>0</b>	<b>1-9</b>	<b>0-0</b>	<b>0</b>	<b>4</b>	<b>1</b>	<b>0-0</b>	<b>0-0</b>	<b>1</b>	<b>114</b>	<b>124</b>	<b>8.5-47</b>	<b>0-0</b>	<b>4</b>	<b>9</b>	<b>1</b>	<b>0-0</b>	<b>0-0</b>	<b>1</b>

		J.Hawkins					M.Hyde					D.Jones					D.Lowry					B.Martinez					C.Matthews				
		UT	A	Sk	Int	PD	UT	A	Sk	Int	PD	UT	A	Sk	Int	PD	UT	A	Sk	Int	PD	UT	A	Sk	Int	PD	UT	A	Sk	Int	PD
9/11	at Jax			(Inactive)			1	0	0-0	0-0	0	0	0	0-0	0-0	0	0	0	0-0	0-0	0	5	4	0-0	0-0	0	3	1	1-10	0-0	0
9/18	at Min			(Inactive)			1	2	0-0	0-0	0	2	1	0-0	0-0	0	0	0	0-0	0-0	0	5	1	0-0	0-0	1	3	0	1-7	0-0	0
9/25	Det	0	0	0-0	0-0	1	10	0	0-0	0-0	1	(Inactive)					2	0	0-0	0-0	0	5	0	0-0	0-0	0	(Inactive)				
10/9	NYG																														
10/16	Dal																														
10/20	Chi																														
10/30	at Atl																														
11/6	Ind																														
11/13	at Ten																														
11/20	at Was																														
11/28	at Phi																														
12/4	Hou																														
12/11	Sea																														
12/18	at Chi																														
12/24	Min																														
1/1	at Det																														
<b>SEASON</b>		<b>0</b>	<b>0</b>	<b>0-0</b>	<b>0-0</b>	<b>1</b>	<b>12</b>	<b>2</b>	<b>0-0</b>	<b>0-0</b>	<b>1</b>	<b>2</b>	<b>1</b>	<b>0-0</b>	<b>0-0</b>	<b>0</b>	<b>2</b>	<b>0</b>	<b>0-0</b>	<b>0-0</b>	<b>0</b>	<b>15</b>	<b>5</b>	<b>0-0</b>	<b>0-0</b>	<b>1</b>	<b>6</b>	<b>1</b>	<b>2-17</b>	<b>0-0</b>	<b>0</b>
<b>CAREER</b>		<b>0</b>	<b>0</b>	<b>0-0</b>	<b>0-0</b>	<b>1</b>	<b>142</b>	<b>33</b>	<b>3-20</b>	<b>5-45</b>	<b>24</b>	<b>44</b>	<b>33</b>	<b>8-55</b>	<b>1-18</b>	<b>5</b>	<b>2</b>	<b>0</b>	<b>0-0</b>	<b>0-0</b>	<b>0</b>	<b>15</b>	<b>5</b>	<b>0-0</b>	<b>0-0</b>	<b>1</b>	<b>336</b>	<b>144</b>	<b>69.5-435</b>	<b>6-191</b>	<b>35</b>



# INDIVIDUAL STATISTICS, DEFENSE

	<b>M.Pennel</b>					<b>J.Peppers</b>					<b>N.Perry</b>					<b>D.Randall</b>					<b>C.Ringo</b>					<b>Q.Rollins</b>									
	UT	A	Sk	Int	PD	UT	A	Sk	Int	PD	UT	A	Sk	Int	PD	UT	A	Sk	Int	PD	UT	A	Sk	Int	PD	UT	A	Sk	Int	PD					
9/11	at	Jax				0	1	0-0	0-0	0	3	0	1-2	0-0	0	5	2	0-0	0-0	2	1	0	0-0	0-0	0	1	1	0-0	0-0	2					
9/18	at	Min	(Reserve/Suspended)			2	0	1.5-11.5	0-0	0	1	4	0.5-4.5	0-0	0	2	0	0-0	0-0	0	0	0	0-0	0-0	0	0	1	0-0	0-0	0					
9/25		Det	(Reserve/Suspended)			1	1	0-0	0-0	0	8	1	2-8	0-0	1	2	0	0-0	1-44	1	0	3	0-0	0-0	0	0	1	0-0	0-0	0					
10/9		NYG																																	
10/16		Dal																																	
10/20		Chi																																	
10/30	at	Atl																																	
11/6		Ind																																	
11/13	at	Ten																																	
11/20	at	Was																																	
11/28	at	Phi																																	
12/4		Hou																																	
12/11		Sea																																	
12/18	at	Chi																																	
12/24		Min																																	
1/1	at	Det																																	
<b>SEASON</b>						<b>0</b>	<b>0</b>	<b>0-0</b>	<b>0-0</b>	<b>0</b>	<b>3</b>	<b>2</b>	<b>1.5-11.5</b>	<b>0-0</b>	<b>0</b>	<b>12</b>	<b>5</b>	<b>3.5-14.5</b>	<b>0-0</b>	<b>1</b>	<b>10</b>	<b>2</b>	<b>0-0</b>	<b>1-44</b>	<b>3</b>	<b>1</b>	<b>3</b>	<b>0-0</b>	<b>0-0</b>	<b>0</b>	<b>1</b>	<b>3</b>	<b>0-0</b>	<b>0-0</b>	<b>2</b>
<b>CAREER</b>						<b>29</b>	<b>24</b>	<b>1-0</b>	<b>0-0</b>	<b>0</b>	<b>581</b>	<b>231</b>	<b>137.5-837.5</b>	<b>11-293</b>	<b>63</b>	<b>88</b>	<b>50</b>	<b>16-114</b>	<b>0-0</b>	<b>5</b>	<b>60</b>	<b>11</b>	<b>0-0</b>	<b>4-91</b>	<b>19</b>	<b>1</b>	<b>3</b>	<b>0-0</b>	<b>0-0</b>	<b>0</b>	<b>26</b>	<b>13</b>	<b>1-11</b>	<b>2-48</b>	<b>11</b>

	<b>J.Ryan</b>					<b>S.Shields</b>					<b>J.Thomas</b>						
	UT	A	Sk	Int	PD	UT	A	Sk	Int	PD	UT	A	Sk	Int	PD		
9/11	at	Jax	4	4	0-0	0-0	1	4	1	0-0	0-0	0	2	1	0-0	1-9	1
9/18	at	Min	6	3	0-0	0-0	1	(Inactive)				5	0	0-0	0-0	0	
9/25		Det	5	3	0-0	0-0	0	(Inactive)				3	0	0-0	0-0	2	
10/9		NYG															
10/16		Dal															
10/20		Chi															
10/30	at	Atl															
11/6		Ind															
11/13	at	Ten															
11/20	at	Was															
11/28	at	Phi															
12/4		Hou															
12/11		Sea															
12/18	at	Chi															
12/24		Min															
1/1	at	Det															
<b>SEASON</b>			<b>15</b>	<b>10</b>	<b>0-0</b>	<b>0-0</b>	<b>2</b>	<b>4</b>	<b>1</b>	<b>0-0</b>	<b>0-0</b>	<b>0</b>	<b>10</b>	<b>1</b>	<b>0-0</b>	<b>1-9</b>	<b>3</b>
<b>CAREER</b>			<b>47</b>	<b>25</b>	<b>0-0</b>	<b>0-0</b>	<b>2</b>	<b>209</b>	<b>47</b>	<b>1-8</b>	<b>18-180</b>	<b>90</b>	<b>26</b>	<b>9</b>	<b>1-2</b>	<b>1-9</b>	<b>5</b>

## DEFENSIVE FUMBLE STATISTICS

### FORCED FUMBLES (2)

H.Clinton-Dix - (1) at Jacksonville, Sept. 11 (A.Robinson)  
 L.Gunter - (1) at Minnesota, Sept. 18 (A.Thielen)

### FUMBLE RECOVERIES (0)

## INDIVIDUAL STATISTICS, DEFENSE

### QUARTERBACK SACKS (10-69)

9/11	at	Jacksonville:	(3-20)	M.Burnett 1-8, C.Matthews 1-10, N.Perry 1-2.
9/18	at	Minnesota:	(4-32)	J.Peppers 1.5-11.5, M.Daniels 1-9, C.Matthews 1-7, N.Perry 0.5-4.5.
9/25		Detroit:	(3-17)	N.Perry 2-8, K.Fackrell 1-9.
10/9		N.Y. Giants:		
10/16		Dallas:		
10/20		Chicago:		
10/30	at	Atlanta:		
11/6		Indianapolis:		
11/13	at	Tennessee:		
11/20	at	Washington:		
11/28	at	Philadelphia:		
12/4		Houston:		
12/11		Seattle:		
12/18	at	Chicago:		
12/24		Minnesota:		
1/1	at	Detroit:		

**SEASON TOTALS: (10-69) N.Perry 3.5-14.5, C.Matthews 2-17, J.Peppers 1.5-11.5, M.Burnett 1-8, M.Daniels 1-9, K.Fackrell 1-9.**

### QUARTERBACK HITS (23)

9/11	at	Jacksonville:	(7)	N.Perry 4, M.Daniels 1, D.Jones 1, C.Matthews 1.
9/18	at	Minnesota:	(12)	M.Daniels 4, J.Peppers 4, C.Matthews 2, N.Perry 2.
9/25		Detroit:	(4)	M.Daniels 2, M.Hyde 1, N.Perry 1.
10/9		N.Y. Giants:		
10/16		Dallas:		
10/20		Chicago:		
10/30	at	Atlanta:		
11/6		Indianapolis:		
11/13	at	Tennessee:		
11/20	at	Washington:		
11/28	at	Philadelphia:		
12/4		Houston:		
12/11		Seattle:		
12/18	at	Chicago:		
12/24		Minnesota:		
1/1	at	Detroit:		

**SEASON TOTALS: (23) M.Daniels 7, N.Perry 7, J.Peppers 4, C.Matthews 3, M.Hyde 1, D.Jones 1.**

### PASSES DEFENSED (18)

9/11	at	Jacksonville:	(7)	D.Randall 2, Q.Rollins 2, H.Clinton-Dix 1, J.Ryan 1, J.Thomas 1.
9/18	at	Minnesota:	(4)	M.Burnett 1, K.Clark 1, B.Martinez 1, J.Ryan 1.
9/25		Detroit:	(7)	J.Thomas 2, L.Gunter 1, J.Hawkins 1, M.Hyde 1, N.Perry 1, D.Randall 1.
10/9		N.Y. Giants:		
10/16		Dallas:		
10/20		Chicago:		
10/30	at	Atlanta:		
11/6		Indianapolis:		
11/13	at	Tennessee:		
11/20	at	Washington:		
11/28	at	Philadelphia:		
12/4		Houston:		
12/11		Seattle:		
12/18	at	Chicago:		
12/24		Minnesota:		
1/1	at	Detroit:		

**SEASON TOTALS: (18) D.Randall 3, J.Thomas 3, Q.Rollins 2, J.Ryan 2, M.Burnett 1, K.Clark 1, H.Clinton-Dix 1, L.Gunter 1, J.Hawkins 1, M.Hyde 1, B.Martinez 1, N.Perry 1.**

# INDIVIDUAL STATISTICS, SPECIAL TEAMS

## PUNTING

		J.Schum							
		No	Yds	Avg	TB	In20	Lg	Bk	Net
9/11	at Jax	4	184	46.0	0	0	56	0	42.5
9/18	at Min	5	193	38.6	0	1	44	0	38.6
9/25	Det	2	83	41.5	0	1	43	0	33.5
10/9	NYG								
10/16	Dal								
10/20	Chi								
10/30	at Atl								
11/6	Ind								
11/13	at Ten								
11/20	at Was								
11/28	at Phi								
12/4	Hou								
12/11	Sea								
12/18	at Chi								
12/24	Min								
1/1	at Det								
<b>SEASON</b>		<b>11</b>	<b>460</b>	<b>41.8</b>	<b>0</b>	<b>2</b>	<b>56</b>	<b>0</b>	<b>39.1</b>
<b>CAREER</b>		<b>67</b>	<b>2808</b>	<b>41.9</b>	<b>4</b>	<b>17</b>	<b>60</b>	<b>0</b>	<b>38.2</b>

## KICKING

		M.Crosby			Kickoffs			
		FG	PAT	Pts	No. Ret	TB	Pct	OB
9/11	at Jax	2/2	3/3	9	2	4	66.7	0
9/18	at Min	0/0	2/2	2	2	1	33.3	0
9/25	Det	2/2	4/4	10	4	3	42.9	0
10/9	NYG							
10/16	Dal							
10/20	Chi							
10/30	at Atl							
11/6	Ind							
11/13	at Ten							
11/20	at Was							
11/28	at Phi							
12/4	Hou							
12/11	Sea							
12/18	at Chi							
12/24	Min							
1/1	at Det							
<b>SEASON</b>		<b>4/4</b>	<b>9/9</b>	<b>21</b>	<b>8</b>	<b>8</b>	<b>50.0</b>	<b>0</b>
<b>CAREER</b>		<b>240/300</b>	<b>446/450</b>	<b>1166</b>	<b>549</b>	<b>234</b>	<b>29.4</b>	<b>15</b>

ADDITIONAL KICKOFFS:

## ON-SIDE KICK RECOVERIES

OWN KICKS (0/0)

OPPONENT KICKS (0/0)

## BLOCKED KICKS

PACKERS (0)

BLOCKED PUNTS

BLOCKED FIELD GOALS

BLOCKED PATs

OPPONENTS (0)

## KICKOFF

		T.Montgomery					J.Abbrederis				
		No	Yds	Avg	Lg	TD	No	Yds	Avg	Lg	TD
9/11	at Jax	1	14	14.0	14	0	0	0	--	--	0
9/18	at Min	1	21	21.0	21	0	0	0	--	--	0
9/25	Det	1	24	24.0	24	0	0	0	--	--	0
10/9	NYG										
10/16	Dal										
10/20	Chi										
10/30	at Atl										
11/6	Ind										
11/13	at Ten										
11/20	at Was										
11/28	at Phi										
12/4	Hou										
12/11	Sea										
12/18	at Chi										
12/24	Min										
1/1	at Det										
<b>SEASON</b>		<b>3</b>	<b>59</b>	<b>19.7</b>	<b>24</b>	<b>0</b>	<b>0</b>	<b>0</b>	<b>--</b>	<b>--</b>	<b>0</b>
<b>CAREER</b>		<b>10</b>	<b>277</b>	<b>27.7</b>	<b>46</b>	<b>0</b>	<b>34</b>	<b>814</b>	<b>23.9</b>	<b>70</b>	<b>0</b>

ADDITIONAL KICKOFF RETURNS:

		M.Hyde						T.Davis					
		No	Yds	Avg	FC	Lg	TD	No	Yds	Avg	FC	Lg	TD
9/11	at Jax	0	0	--	0	--	0			(Inactive)			
9/18	at Min	0	0	--	4	--	0	0	0	--	1	--	0
9/25	Det	0	0	--	0	--	0	1	1	1.0	1	1	0
10/9	NYG												
10/16	Dal												
10/20	Chi												
10/30	at Atl												
11/6	Ind												
11/13	at Ten												
11/20	at Was												
11/28	at Phi												
12/4	Hou												
12/11	Sea												
12/18	at Chi												
12/24	Min												
1/1	at Det												
<b>SEASON</b>		<b>0</b>	<b>0</b>	<b>--</b>	<b>4</b>	<b>--</b>	<b>0</b>	<b>1</b>	<b>1</b>	<b>1.0</b>	<b>2</b>	<b>1</b>	<b>0</b>
<b>CAREER</b>		<b>65</b>	<b>674</b>	<b>10.4</b>	<b>38</b>	<b>93t</b>	<b>3</b>	<b>1</b>	<b>1</b>	<b>1.0</b>	<b>2</b>	<b>1</b>	<b>0</b>

ADDITIONAL PUNT RETURNS: D.Randall 1-2 at Min (Sept. 18)

## SPECIAL TEAMS FUMBLE STATISTICS

FORCED FUMBLES (0)

FUMBLE RECOVERIES (0)



# DRIVE STATISTICS

## PACKERS SCORING DRIVES (game-by-game)

Date	Opponent	Plays	Yards	Time	Result	Qtr	Scoring Play	Quarterback
9/11	at Jacksonville	6	29	3:05	TD	1	A.Rodgers 6 run	A.Rodgers
9/11	at Jacksonville	9	75	4:43	TD	2	A.Rodgers 6 pass to J.Nelson	A.Rodgers
9/11	at Jacksonville	5	75	0:56	TD	2	A.Rodgers 29 pass to D.Adams	A.Rodgers
9/11	at Jacksonville	13	68	4:48	FG	3	M.Crosby 25 field goal	A.Rodgers
9/11	at Jacksonville	16	73	9:14	FG	4	M.Crosby 20 field goal	A.Rodgers
9/18	at Minnesota	5	52	3:08	TD	1	A.Rodgers 1 pass to J.Nelson	A.Rodgers
9/18	at Minnesota	10	75	4:30	TD	4	A.Rodgers 10 run	A.Rodgers
9/25	vs. Detroit	8	75	3:38	TD	1	A.Rodgers 14 pass to D.Adams	A.Rodgers
9/25	vs. Detroit	4	60	1:44	TD	1	A.Rodgers 8 pass to J.Nelson	A.Rodgers
9/25	vs. Detroit	2	67	0:47	TD	2	A.Rodgers 2 pass to R.Rodgers	A.Rodgers
9/25	vs. Detroit	4	7	0:59	FG	2	M.Crosby 36 field goal	A.Rodgers
9/25	vs. Detroit	7	67	3:53	TD	2	A.Rodgers 17 pass to J.Nelson	A.Rodgers
9/25	vs. Detroit	9	47	5:09	FG	3	M.Crosby 46 field goal	A.Rodgers

## Scoring-Drive Length, Regular Season

Length (minus)	Packers		Opponent	
	TD	FG	TD	FG
0—9	0	0	0	0
10—19	0	0	0	0
20—29	1	0	0	0
30—39	0	0	0	1
40—49	0	1	1	1
50—59	1	0	1	4
60—69	3	1	1	0
70—79	4	1	3	0
80—89	0	0	1	0
90—99	0	0	0	0
<b>SEASON</b>	<b>9</b>	<b>4</b>	<b>7</b>	<b>6</b>

## Possessions at a glance

Reg. Season	No.	Avg. Snaps	*3-Plays & Out	Snaps/TD
Packers	32	5.4	8	19.3
Opponent	30	6.4	5	27.4

\*—less if turnover, no first downs or score

## Game-Opening Drives

Game		Packers			Opponent		
		Pts	FD	Yds	Pts	FD	Yds
9/11	at Jax	7	2	29	0	1	13
9/18	at Min	0	0	3	0	1	17
9/25	vs. Det	7	3	75	3	4	52
10/9	vs. NYG						
10/16	vs. Dal						
10/20	vs. Chi						
10/30	at Atl						
11/6	vs. Ind						
11/13	at Ten						
11/20	at Was						
11/28	at Phi						
12/4	vs. Hou						
12/11	vs. Sea						
12/18	at Chi						
12/24	vs. Min						
1/1	at Det						
<b>SEASON</b>		<b>14</b>	<b>5</b>	<b>107</b>	<b>3</b>	<b>6</b>	<b>82</b>

## Second-Half Opening Drives

Game		Packers			Opponent		
		Pts	FD	Yds	Pts	FD	Yds
9/11	at Jax	3	3	68	3	2	54
9/18	at Min	0	0	9	0	2	26
9/25	vs. Det	3	3	47	7	5	77
10/9	vs. NYG						
10/16	vs. Dal						
10/20	vs. Chi						
10/30	at Atl						
11/6	vs. Ind						
11/13	at Ten						
11/20	at Was						
11/28	at Phi						
12/4	vs. Hou						
12/11	vs. Sea						
12/18	at Chi						
12/24	vs. Min						
1/1	at Det						
<b>SEASON</b>		<b>6</b>	<b>6</b>	<b>124</b>	<b>10</b>	<b>9</b>	<b>157</b>

# DRIVE STATISTICS

## YARDS-GAINED ANALYSIS, REGULAR SEASON

	1st Down . . . .			2nd Down. . . .			3rd Down. . . .			4th Down. . . .			Season . . . . .			By Quarter . . . . .				By Half . . . . .		
	Att	Yds	Avg	Att	Yds	Avg	Att	Yds	Avg	Att	Yds	Avg	Att	Yds	Avg	1st	2nd	3rd	4th	1st	2nd	OT
Packers	75	258	3.4	60	318	5.3	37	295	7.9	2	10	5.0	174	881	5.1	188	240	274	179	428	453	0
Opponents	79	451	5.7	63	345	5.5	43	228	5.3	7	26	3.7	192	1050	5.5	158	423	266	203	581	469	0

## DRIVE ENGINEERING, REGULAR SEASON

QB	Drives	Drives ended by . . . . .					BLK	DOWN	TO	SAF	CLK	Points Yielded
	Started	TD	FG	MFG	PUNT							
A.Rodgers	32	9	4	0	11	0	1	3	0	4	75	
<b>Packers</b>	<b>32</b>	<b>9</b>	<b>4</b>	<b>0</b>	<b>11</b>	<b>0</b>	<b>1</b>	<b>3</b>	<b>0</b>	<b>4</b>	<b>75</b>	
Opponents	30	7	6	1	11	0	2	2	0	1	67	

## RED-ZONE EFFICIENCY

	Regular Season	
	Packers	Opponent
Times Penetrated Opponent 20 . . . . .	12	7
Total Scores . . . . .	11	6
Touchdowns. . . . .	8	3
Field Goals-Attempts . . . . .	3-3	2-2
Touchdown Percentage . . . . .	.667	.429
Scoring Percentage. . . . .	.917	.857
Turnovers . . . . .	0	0
Downs . . . . .	1	1
Missed Field Goals . . . . .	0	0
Time Ran Out . . . . .	0	0
Ended Not Trying To Score . . . . .	0	0
Scores From Outside The 20 . . . . .	2	6
Touchdowns. . . . .	1	4
Field Goals . . . . .	1	2

## AVERAGE FIELD POSITION

	Regular Season	
	Packers	Opponent
Drives Started . . . . .	32	30
Average Field Position . . . . .	GB25	OPP29
Drives Started in Plus Territory. . . . .	2	1
Scores . . . . .	2	1
Touchdowns. . . . .	1	1
Field Goals . . . . .	1	0
Missed Field Goals . . . . .	0	0
Blocked Field Goals . . . . .	0	0
Punts . . . . .	0	0
Turnovers . . . . .	0	0
Turnover on Downs . . . . .	0	0
Ran Out Clock. . . . .	0	0
Did Not Attempt to Score . . . . .	0	0
Drives Started Inside Own 20. . . . .	10	6

## GOAL-TO-GO SITUATIONS, REGULAR SEASON

	Summary . . . . .							GTG Plays . . . . .		Pct	
	Total	TD	Pct	FG	MFG	TO	CLK	DOWN	Plays		TD
Packers	5	3	.600	2	0	0	0	0	16	3	.188
Opponents	1	1	1.000	0	0	0	0	0	4	1	.250

## 2016 SUPERLATIVES

### LONGEST REGULAR-SEASON RETURNS

#### Packers

Type	Yards	Opp. Date	Player
Interception	44	vs. Det, Sept. 25	D.Randall
Kickoff	24	vs. Det, Sept. 25	T.Montgomery
Kickoff	21	at Min, Sept. 18	T.Montgomery
Kickoff	14	at Jax, Sept. 11	T.Montgomery
Interception	9	at Jax, Sept. 11	J.Thomas

No. of returns 20-plus yards in length: 3  
 No. of returns 40-plus yards in length: 1

#### Opponent

Type	Yards	Opp. Date	Player
Kickoff	37	at Min, Sept. 18	C.Patterson
Kickoff	32	at Jax, Sept. 11	C.Grant
Kickoff	25	at Min, Sept. 18	C.Patterson
Kickoff	25	vs. Det, Sept. 25	A.Roberts
Kickoff	25	vs. Det, Sept. 25	A.Roberts

No. of returns 20-plus yards in length: 6  
 No. of returns 40-plus yards in length: 0

### LONGEST REGULAR-SEASON PLAYS FROM SCRIMMAGE

#### Packers

Yards	Opp.	Play
49	vs. Det	A.Rodgers to J.Nelson
39	at Min	A.Rodgers to J.Nelson
33	vs. Det	A.Rodgers to R.Cobb
32	at Jax	A.Rodgers to R.Cobb
29t	at Jax	A.Rodgers to D.Adams

#### Long run:

28	at Jax	E.Lacy
25	vs. Det	E.Lacy
14	vs. Det	A.Rodgers
14	vs. Det	E.Lacy
13	at Min	E.Lacy

No. plays 20-plus yards: 9  
 No. plays 40-plus yards: 1

#### Opponent

Yards	Opp.	Play
73t	vs. Det	M.Stafford to M.Jones
46	at Min	S.Bradford to S.Diggs
44	at Min	S.Bradford to S.Diggs
38	at Jax	B.Bortles to A.Hurns
38	vs. Det	M.Stafford to M.Jones

#### Long run:

12	at Min	M.Asiate
9	vs. Det	D.Washington
9	vs. Det	D.Washington
8	vs. Det	T.Riddick

No. plays 20-plus yards: 16  
 No. plays 40-plus yards: 3

## MISCELLANEOUS

### WEEKLY INACTIVES

9/11	at Jacksonville:	C.Banjo, J.Callahan, T.Davis, J.Elliott, J.Hawkins, K.Murphy, J.Pressley.
9/18	at Minnesota:	C.Banjo, J.Callahan, J.Elliott, J.Hawkins, K.Murphy, S.Shields.
9/25	Detroit:	M.Burnett, J.Callahan, L.Guion, D.Jones, C.Matthews, K.Murphy, S.Shields.
10/9	N.Y. Giants:	
10/16	Dallas:	
10/20	Chicago:	
10/30	at Atlanta:	
11/6	Indianapolis:	
11/13	at Tennessee:	
11/20	at Washington:	
11/28	at Philadelphia:	
12/4	Houston:	
12/11	Seattle:	
12/18	at Chicago:	
12/24	Minnesota:	
1/1	at Detroit:	

**SEASON TOTALS:** J.Callahan (3), K.Murphy (3), C.Banjo (2), J.Elliott (2), J.Hawkins (2), S.Shields (2), M.Burnett (1), T.Davis (1), L.Guion (1), D.Jones (1), C.Matthews (1), J.Pressley (1).

### TIME SPENT IN THE LEAD

Opponent	In Lead	Packers Trailing
9/11 at Jax.....	38:05	5:39
9/18 at Min.....	10:25	30:27
9/25 Det.....	56:22	0:00
10/9 NYG		
10/16 Dal		
10/20 Chi		
10/30 at Atl		
11/6 Ind		
11/13 at Ten		
11/20 at Was		
11/28 at Phi		
12/4 Hou		
12/11 Sea		
12/18 at Chi		
12/24 Min		
1/1 at Det		
<b>SEASON</b> .....	<b>1:44:52</b>	<b>36:06</b>
<b>SEASON AVG</b> . . . .	<b>.34:58</b>	<b>12:02</b>

### TWO-POINT CONVERSIONS

#### REGULAR SEASON

Packers (0-0):  
 Opponent (0-0):

### NON-OFFENSIVE SCORES

#### REGULAR SEASON

Packers (0):  
 Opponent (0):



# PENALTIES AND REPLAY CHALLENGES

## **PENALTY STATISTICS**

	Regular Season	
	Packers	Opponent
Times Penalized after Offensive Gain . . . . .	5	2
Gains Wiped Out, Offensive Penalties . . . . .	75	23
Touchdowns Cost . . . . .	0	0
Field Goals Cost . . . . .	0	0
First Downs Lost . . . . .	2	2
Intentional-Grounding Penalties . . . . .	0	0
Defensive Pass Interference, Times Flagged . . . . .	2	6
Yards Given Up . . . . .	16	183
Defensive 3rd/4th Down Flags (kept drive alive) . . . . .	2	2
Kick/Punt Return Penalties . . . . .	1	1
Return Yards Wiped Out . . . . .	34	10

**Touchdowns nullified — GREEN BAY (0):**

**OPPONENTS (0):**

## **2016 REGULAR-SEASON REPLAY CHALLENGES**

### **PACKERS (1/1)**

<u>Date</u> , <u>Opp.</u>	<u>Initial Ruling</u>	<u>Ruling</u>
9/11 at Jax	Jacksonville 11 men on field . . . . .	Penalty on Jax, Defensive 12 On Field, Reversed

### **OPPONENTS (0/0)**

<u>Date</u> , <u>Opp.</u>	<u>Initial Ruling</u>	<u>Ruling</u>
---------------------------	-----------------------	---------------

### **REPLAY ASSISTANT (0/0)**

*Last two minutes of the half, overtime, turnovers and scoring plays*

<u>Date</u> , <u>Opp.</u>	<u>Initial Ruling</u>	<u>Ruling</u>
---------------------------	-----------------------	---------------

## **2016 REGULAR-SEASON PENALTIES ACCEPTED (15)**

### **OFFENSE (8)**

**Delay of Game (2)** — A.Rodgers at Jax (Sept. 11), A.Rodgers at Jax (Sept. 11)

**Holding (4)** — R.Rodgers at Min (Sept. 18), T.Lang at Min (Sept. 18), J.Tretter vs. Det (Sept. 25), B.Bulaga vs. Det (Sept. 25)

**Pass Interference (1)** — D.Adams at Min (Sept. 18)

**Unsportsmanlike Conduct (1)** — J.Tretter at Min (Sept. 18)

### **DEFENSE (6)**

**Holding (1)** — M.Burnett at Jax (Sept. 11)

**Offside (1)** — M.Daniels at Jax (Sept. 11)

**Pass Interference (2)** — M.Burnett at Jax (Sept. 11), D.Randall at Min (Sept. 18)

**Roughing the Passer (1)** — M.Daniels at Min (Sept. 18)

**Unsportsmanlike Conduct (1)** — N.Perry vs. Det (Sept. 25)

### **SPECIAL TEAMS (1)**

**Illegal Block Above the Waist (1)** — M.Evans vs. Det (Sept. 25)



# TURNOVER STATISTICS AND NOTES

## TURNOVER ANALYSIS

	Packers Take			Packers Give			Diff	Cum	NFC Rank	NFL Rank
	Aways			Aways						
	Int	Fum	Tot	Int	Fum	Tot				
Jax	1	0	1	0	0	0	+1	+1	4t	5t
Min	0	1	1	1	2	3	-2	-1	11t	19t
<b>DET</b>	<b>1</b>	<b>0</b>	<b>1</b>	<b>0</b>	<b>0</b>	<b>0</b>	<b>+1</b>	<b>0</b>	<b>8t</b>	<b>14t</b>
BYE	-	-	-	-	-	-	-	0	9	17
NYG										
DAL										
CHI										
Atl										
IND										
Ten										
Was										
Phi										
<b>HOU</b>										
<b>SEA</b>										
Chi										
<b>MIN</b>										
Det										
<b>Total</b>	<b>2</b>	<b>1</b>	<b>3</b>	<b>1</b>	<b>2</b>	<b>3</b>				

HOME GAMES UPPERCASED IN BOLD

### Regular-Season Takeaway Breakdown

	Packers	Opponent
Total	3	3
Interceptions	2	1
Fumble Rec.	1	2
Muffed Punt Rec.	0	0
<b>Points off Turnovers</b>	<b>10</b>	<b>0</b>
Touchdowns	1	0
Field Goals	3	0
Didn't attempt score	0	0

### REGULAR-SEASON TOUCHDOWN RETURNS

**Packers (0):**  
**Opponent (0):**

## 2016 RECORD WHEN...

When...	Record	Postseason
+4 turnover margin	0-0	0-0
+3 turnover margin	0-0	0-0
+2 turnover margin	0-0	0-0
+1 turnover margin	2-0	0-0
even turnover margin	0-0	0-0
-1 turnover margin	0-0	0-0
-2 turnover margin	0-1	0-0
-3 turnover margin	0-0	0-0
-4 turnover margin	0-0	0-0
recording 0 takeaways	0-0	0-0
recording 1 takeaway	2-1	0-0
recording 2 takeaways	0-0	0-0
recording 3 takeaways	0-0	0-0
recording 4 takeaways	0-0	0-0
recording 5 takeaways	0-0	0-0
recording 0 giveaways	2-0	0-0
recording 1 giveaway	0-0	0-0
recording 2 giveaways	0-0	0-0
recording 3 giveaways	0-1	0-0
recording 4 giveaways	0-0	0-0
recording 5 giveaways	0-0	0-0
recording 0 interceptions	0-1	0-0
recording 1 interception	2-0	0-0
recording 2 interceptions	0-0	0-0
recording 3 interceptions	0-0	0-0
recording 4 interceptions	0-0	0-0
surrendering 0 interceptions	2-0	0-0
surrendering 1 interception	0-1	0-0
surrendering 2 interceptions	0-0	0-0
surrendering 3 interceptions	0-0	0-0
recovering 0 fumbles	2-0	0-0
recovering 1 fumble	0-1	0-0
recovering 2 fumbles	0-0	0-0
recovering 3 fumbles	0-0	0-0
losing 0 fumbles	2-0	0-0
losing 1 fumble	0-0	0-0
losing 2 fumbles	0-1	0-0
losing 3 fumbles	0-0	0-0

## TAKEAWAY SUMMARY (3)

9/11 at Jacksonville: J.Thomas (interception).  
 9/18 at Minnesota: R.Cobb (fumble recovery).  
 9/25 Detroit: D.Randall (interception).  
 10/9 N.Y. Giants:  
 10/16 Dallas:  
 10/20 Chicago:  
 10/30 at Atlanta:  
 11/6 Indianapolis:  
 11/13 at Tennessee:  
 11/20 at Washington:  
 11/28 at Philadelphia:  
 12/4 Houston:  
 12/11 Seattle:  
 12/18 at Chicago:  
 12/24 Minnesota:  
 1/1 at Detroit:

**SEASON TOTALS:** R.Cobb 1 (fumble recovery), D.Randall 1 (interception), J.Thomas 1 (interception).

Note: Only fumbles lost are credited. Fumbles in which the team maintained possession are not included.

## GIVEAWAY SUMMARY (3)

9/11 at Jacksonville: None.  
 9/18 at Minnesota: A.Rodgers (fumble, interception), D.Adams (fumble).  
 9/25 Detroit: None.  
 10/9 N.Y. Giants:  
 10/16 Dallas:  
 10/20 Chicago:  
 10/30 at Atlanta:  
 11/6 Indianapolis:  
 11/13 at Tennessee:  
 11/20 at Washington:  
 11/28 at Philadelphia:  
 12/4 Houston:  
 12/11 Seattle:  
 12/18 at Chicago:  
 12/24 Minnesota:  
 1/1 at Detroit:

**SEASON TOTALS:** A.Rodgers 2 (fumble, interception), D.Adams 1 (fumble).

Note: Only fumbles lost are credited. Fumbles in which the team maintained possession are not included.

## TAKEAWAY POINTS

### Packers Regular Season (10)

Date	Opp.	Turnover	Result	Points
9/11	at Jax	Interception	TD	7
9/25	vs. Det	Interception	FG	3

### Opponent Regular Season (0)

Date	Opp.	Turnover	Result	Points
------	------	----------	--------	--------



## REGULAR-SEASON PLAYER PARTICIPATION

NFL WEEK Player	1	2	3	5	6	7	8	9	10	11	12	13	14	15	16	17	— Season Totals —			
	at JAX	at MIN	DET	NYG	DAL	CHI	at ATL	IND	at TEN	at WAS	at PHI	HOU	SEA	at CHI	MIN	at DET	GP	GS	DNP	INA
Abbrederis, Jared	SUB	SUB	SUB														3	0	0	0
Adams, Davante	<b>3WR</b>	<b>3WR</b>	SUB														3	2	0	0
Allison, Geronimo	PS	PS	PS														0	0	0	0
Bakhtiari, David	<b>LT</b>	<b>LT</b>	<b>LT</b>														3	3	0	0
Banjo, Chris	INA	INA	SUB														1	0	0	2
Barclay, Don	SUB	SUB	SUB														3	0	0	0
Bradford, Carl	PS	PS	PS														0	0	0	0
Brice, Kentrell	SUB	SUB	SUB														3	0	0	0
Bulaga, Bryan	<b>RT</b>	<b>RT</b>	<b>RT</b>														3	3	0	0
Burnett, Morgan	<b>SS</b>	<b>SS</b>	INA														2	2	0	1
Cajuste, Devon	PS	PS	PS														0	0	0	0
Callahan, Joe	INA	INA	INA														0	0	0	3
Clark, Kenny	SUB	SUB	<b>NT</b>														3	1	0	0
Clinton-Dix, Ha Ha	<b>FS</b>	<b>FS</b>	<b>FS</b>														3	3	0	0
Cobb, Randall	<b>WR</b>	<b>WR</b>	<b>WR</b>														3	3	0	0
Cook, Jared	<b>TE</b>	<b>TE</b>	SUB														3	2	0	0
Crockett, John	IR	IR	IR														0	0	0	0
Crosby, Mason	SUB	SUB	SUB														3	0	0	0
Daniel, Robertson	-	-	PS														0	0	0	0
Daniels, Mike	<b>DT</b>	<b>DT</b>	<b>DT</b>														3	3	0	0
Davis, Trevor	INA	SUB	SUB														2	0	0	1
Dorleant, Makinton	IR	IR	IR														0	0	0	0
Elliott, Jayrone	INA	INA	SUB														1	0	0	2
Evans, Marwin	SUB	SUB	SUB														3	0	0	0
Fackrell, Kyler	SUB	SUB	SUB														3	0	0	0
Gilbert, Reggie	PS	PS	PS														0	0	0	0
Goode, Brett	SUB	SUB	SUB														3	0	0	0
Goodson, Demetri	SUS	SUS	SUS														0	0	0	0
Guion, Letroy	<b>NT</b>	<b>NT</b>	INA														2	2	0	1
Gunter, LaDarius	SUB	<b>RCB</b>	<b>RCB</b>														3	2	0	0
Hawkins, Josh	INA	INA	SUB														1	0	0	2
Hundley, Brett	DNP	DNP	DNP														0	0	3	0
Hyde, Micah	SUB	SUB	<b>SS</b>														3	1	0	0
Jackson, Don	PS	PS	PS														0	0	0	0
Janis, Jeff	SUB	SUB	SUB														3	0	0	0
Jones, Datone	SUB	SUB	INA														2	0	0	1
Kerridge, Joe	-	-	-														0	0	0	0
Kuder, Tyler	IR	IR	IR														0	0	0	0
Lacy, Eddie	<b>RB</b>	<b>RB</b>	<b>RB</b>														3	3	0	0
Lang, T.J.	<b>RG</b>	<b>RG</b>	<b>RG</b>														3	3	0	0
Linsley, Corey	PUP	PUP	PUP														0	0	0	0
Lowry, Dean	SUB	SUB	SUB														3	0	0	0
Martinez, Blake	<b>ILB</b>	<b>ILB</b>	<b>ILB</b>														3	3	0	0
Matthews, Clay	<b>LOLB</b>	<b>ROLB</b>	INA														2	2	0	1
Montgomery, Ty	SUB	SUB	SUB														3	0	0	0
Muir, Blake	PS	PS	PS														0	0	0	0
Murphy, Kyle	INA	INA	INA														0	0	0	3
Nelson, Jordy	<b>WR</b>	<b>WR</b>	<b>WR</b>														2	2	0	0
Patrick, Lucas	PS	PS	PS														0	0	0	0
Pennel, Mike	SUS	SUS	SUS														0	0	0	0
Peppers, Julius	SUB	SUB	<b>LOLB</b>														3	1	0	0
Perillo, Justin	SUB	SUB	SUB														3	0	0	0
Perry, Nick	<b>ROLB</b>	<b>LOLB</b>	<b>ROLB</b>														3	3	0	0
Pressley, Jhurrell	INA	-	-														0	0	0	1
Price, Brian	PS	PS	SUB														1	0	0	0
Randall, Damarious	<b>LCB</b>	<b>LCB</b>	<b>LCB</b>														3	3	0	0
Ringo, Christian	SUB	SUB	SUB														3	0	0	0
Ripkowski, Aaron	SUB	SUB	<b>FB</b>														3	1	0	0
Rodgers, Aaron	<b>QB</b>	<b>QB</b>	<b>QB</b>														3	3	0	0
Rodgers, Richard	SUB	SUB	<b>TE</b>														3	1	0	0
Rollins, Quinten	<b>3CB</b>	<b>3CB</b>	<b>3CB</b>														3	3	0	0
Ryan, Jake	<b>ILB</b>	<b>ILB</b>	<b>ILB</b>														3	3	0	0
Schum, Jacob	SUB	SUB	SUB														3	0	0	0
Shields, Sam	<b>RCB</b>	INA	INA														1	1	0	2
Spriggs, Jason	SUB	SUB	SUB														3	0	0	0
Starks, James	SUB	SUB	SUB														3	0	0	0
Steuck, Kyle	IR	-	-														0	0	0	0
Taylor, Lane	<b>LG</b>	<b>LG</b>	<b>LG</b>														3	3	0	0
Thomas, Joe	SUB	SUB	SUB														3	0	0	0
Tretter, JC	<b>C</b>	<b>C</b>	<b>C</b>														3	3	0	0
Waters, Herb	PS	PS	PS														0	0	0	0
Whitehead, Jermaine	PS	PS	PS														0	0	0	0

**STARTERS IN BOLD AT POSITION;** DNP — Did not play; INA — Inactive; IR — Injured reserve; PS — Practice squad; PUP — Reserve/Physically Unable to Perform; SUB — Substitute; SUS — Reserve/Suspended; 3CB — Started as third cornerback; 3WR — Started as third wide receiver.

# SEASON-HIGHS/W-L BREAKDOWN

## INDIVIDUAL

Longest Scoring Run — 10, A.Rodgers, Sept. 18 at Minnesota  
 Longest Non-Scoring Run — 28, E.Lacy, Sept. 11 at Jacksonville

Longest Scoring Pass — 29, A.Rodgers to D.Adams, Sept. 11 at Jacksonville  
 Longest Non-Scoring Pass — 49, A.Rodgers to J.Nelson, Sept. 25 vs. Detroit

Longest Kickoff Return — 24, T.Montgomery, Sept. 25 vs. Detroit  
 Longest Punt Return — 2, D.Randall, Sept. 18 at Minnesota  
 Longest Interception Return — 44, D.Randall, Sept. 25 vs. Detroit  
 Longest Fumble Return — 0, R.Cobb, Sept. 18 at Minnesota

Longest Punt — 56, J.Schum, Sept. 11 at Jacksonville

Longest Field Goal — 46, M.Crosby, Sept. 25 vs. Detroit  
 Most Field Goals Attempted — 2, twice, most recently M.Crosby, Sept. 25 vs. Detroit  
 Most Field Goals Made — 2, twice, most recently M.Crosby, Sept. 25 vs. Detroit

Most Touchdowns — 2, J.Nelson, Sept. 25 vs. Detroit  
 Most Rushing Attempts — 17, E.Lacy, Sept. 25 vs. Detroit  
 Most Rushing Yards — 103, E.Lacy, Sept. 25 vs. Detroit

Most Passing Attempts — 36, A.Rodgers, Sept. 18 at Minnesota  
 Most Completions — 20, twice, most recently A.Rodgers, Sept. 18 at Minnesota  
 Most Passing Yards — 213, A.Rodgers, Sept. 18 at Minnesota  
 Most Touchdown Passes — 4, A.Rodgers, Sept. 25 vs. Detroit

Most Receptions — 6, three times, most recently J.Nelson, Sept. 25 vs. Detroit  
 Most Receiving Yards — 101, J.Nelson, Sept. 25 vs. Detroit

Most Total Yards from Scrimmage — 105, E.Lacy, Sept. 25 vs. Detroit

Most Defensive Interceptions — 1, twice, most recently D.Randall, Sept. 25 vs. Detroit  
 Most Tackles — 10, M.Hyde, Sept. 25 vs. Detroit  
 Most Solo Tackles — 10, M.Hyde, Sept. 25 vs. Detroit  
 Most Sacks — 2.0, N.Perry, Sept. 25 vs. Detroit  
 Most Passes Defensed — 2, three times, most recently J.Thomas, Sept. 25 vs. Detroit

## TEAM

Offensive Most...

First Downs — 20, Sept. 18 at Minnesota  
 Rushing Attempts — 25, Sept. 11 at Jacksonville  
 Rushing Yards — 123, Sept. 25 vs. Detroit  
 Pass Attempts — 36, Sept. 18 at Minnesota  
 Completions — 20, twice, most recently Sept. 18 at Minnesota  
 TDs Thrown — 4, Sept. 25 vs. Detroit  
 Ints. Thrown — 1, Sept. 18 at Minnesota  
 Net Passing Yards — 201, Sept. 25 vs. Detroit  
 Offensive Plays — 64, Sept. 18 at Minnesota  
 Total Offense — 324, Sept. 25 vs. Detroit  
 Time of Possession — 29:42, Sept. 18 at Minnesota  
 Turnovers — 3, Sept. 18 at Minnesota  
 Fumbles — 4, Sept. 18 at Minnesota  
 Fumbles Lost — 2, Sept. 18 at Minnesota

Longest Scoring Drives

Plays — 16, Sept. 11 at Jacksonville  
 Yards — 75, three times, most recently Sept. 25 vs. Detroit  
 Time — 9:14, Sept. 11 at Jacksonville

Shortest Scoring Drives

Plays — 2, Sept. 25 vs. Detroit  
 Yards — 7, Sept. 25 vs. Detroit  
 Time — 0:47, Sept. 25 vs. Detroit

Defensive Fewest...

First Downs Allowed — 15, Sept. 18 at Minnesota  
 Rushing Att. Allowed — 22, Sept. 18 at Minnesota  
 Rushing Yards Allowed — 30, Sept. 18 at Minnesota  
 Pass Att. Allowed — 31, Sept. 18 at Minnesota  
 Pass Comp. Allowed — 22, Sept. 18 at Minnesota  
 Net Passing Yards Allowed — 286, Sept. 18 at Minnesota  
 Total Plays Allowed — 57, Sept. 18 at Minnesota  
 Total Yards Allowed — 284, Sept. 18 at Minnesota

Defensive Most...

Takeaways — 1, three times, most recently Sept. 25 vs. Detroit  
 Interceptions — 1, twice, most recently Sept. 25 vs. Detroit  
 Fumbles Forced — 2, Sept. 18 at Minnesota  
 Fumbles Recovered — 1, Sept. 18 at Minnesota  
 Passes Defensed — 7, Sept. 11 at Jacksonville  
 Sacks — 4, Sept. 18 at Minnesota

	2016 regular season...			2015 regular season...			2014 regular season...			1992-present...		
	Home	Road	Overall	Home	Road	Overall	Home	Road	Overall	Home	Road	Overall
Overall	1-0	1-1	2-1	5-3	5-3	10-6	8-0	4-4	12-4	147-45-1	99-95	245-140-1
On Grass	1-0	1-0	1-0	5-3	4-3	9-6	8-0	3-0	11-0	147-45-1	57-37	203-82-1
On Artificial Surfaces	0-0	0-1	0-1	0-0	1-0	1-0	0-0	1-4	1-4	0-0	42-60	42-60
In Open-Air Stadiums	1-0	1-0	2-0	5-3	4-2	9-5	8-0	4-2	12-2	147-45-1	64-59	210-104-1
In Indoor Stadiums	0-0	0-1	0-1	0-0	1-1	1-1	0-0	0-2	0-2	0-0	35-36	35-36
vs. Division Opponents	1-0	0-1	1-1	0-3	3-0	3-3	3-0	2-1	5-1	67-17-1	47-37	114-54-1
vs. NFC	1-0	0-1	1-1	3-3	4-2	7-5	6-0	3-3	9-3	113-31-1	75-70	187-101-1
vs. AFC	0-0	1-0	1-0	2-0	1-1	3-1	2-0	1-1	3-1	34-14	24-25	58-39
When scoring first	1-0	1-1	2-1	5-2	3-0	8-2	7-0	3-2	10-2	105-19-1	60-36	164-55-1
When Opponent scored first	0-0	0-0	0-0	0-1	2-3	2-4	1-0	1-2	2-2	41-26	39-59	80-85
In overtime	0-0	0-0	0-0	0-0	0-0	0-0	0-0	0-0	0-0	5-3-1	1-5	6-8-1
When leading after first quarter	1-0	0-1	1-1	5-2	3-1	8-3	6-0	3-1	9-1	90-14-1	53-24	142-38-1
When leading at halftime	1-0	1-0	2-0	5-0	3-0	8-0	7-0	4-0	11-0	116-9	78-26	193-35
When leading after third quarter	1-0	1-0	2-0	4-0	4-0	8-0	8-0	4-0	12-0	122-5	89-22	210-27
When trailing after first quarter	0-0	0-0	0-0	0-0	1-2	1-2	1-0	0-1	1-1	26-22	18-44	44-66
When trailing at halftime	0-0	0-1	0-1	0-2	2-3	2-5	1-0	0-1	1-1	22-30-1	18-59	40-89-1
When trailing after third quarter	0-0	0-1	0-1	1-3	1-3	2-6	0-0	0-4	0-4	16-37-1	7-72	23-109-1
When tied at halftime	0-0	0-0	0-0	0-1	0-0	0-1	0-0	0-2	0-2	9-6	3-9	12-15
On Thursday	0-0	0-0	0-0	0-1	1-0	1-1	1-0	0-1	1-1	4-1	5-7	9-8
On Friday	0-0	0-0	0-0	0-0	0-0	0-0	0-0	0-0	0-0	0-0	1-0	1-0
On Saturday	0-0	0-0	0-0	0-0	0-0	0-0	0-0	0-0	0-0	1-0	2-0	3-0
On Sunday/Early Games	1-0	1-0	2-0	1-1	1-1	2-2	1-0	4-2	5-2	91-25-1	46-46	137-71-1
On Sunday/Late Afternoon Games	0-0	0-0	0-0	2-0	3-1	5-1	4-0	0-0	4-0	27-11	23-21	49-31
On Sunday/Night Games	0-0	0-1	0-1	1-1	0-1	1-2	1-0	0-1	1-1	13-3	10-6	23-9
On Monday	0-0	0-0	0-0	1-0	0-0	1-0	1-0	0-0	1-0	12-6	11-15	23-21
When Packers had 100-yard rusher	1-0	0-0	1-0	2-1	1-0	3-1	2-0	1-0	3-0	39-10-1	29-9	68-19-1
When Packers had 100-yard receiver	1-0	0-0	1-0	2-1	2-0	4-1	6-0	3-1	9-1	70-16	43-32	113-48
When Packers had 300-yard passer	0-0	0-0	0-0	1-1	0-1	1-2	5-0	2-1	7-1	36-13	31-20	67-33
When Opponent had 100-yard rusher	0-0	0-0	0-0	2-0	1-1	3-1	0-0	1-2	1-2	125-20-1	20-28	45-48-1
When Opponent had 100-yard receiver	1-0	0-1	1-1	2-0	2-2	4-2	4-0	1-0	5-0	47-16	28-35	75-51
When Opponent had 300-yard passer	1-0	1-0	2-0	1-0	0-1	1-1	2-0	0-1	2-1	24-7	16-19	40-26

## TRANSACTIONS BY DATE

1/5	Signed DT William Campbell to the practice squad; Placed DE B.J. McBryde on the practice squad injured list; Signed QB Ryan Williams (reserve/future)	5/9	Signed T Jason Spriggs, TE Casey Pierce, DT Demetris Anderson, RB Brandon Burks, FB Alstavis Squirewell and G Cory Tucker; Released DT Josh Boyd, DT William Campbell, TE David Grinnage, WR Dennis Parks and T Jeremy Vujnovich	9/2	Released TE Mitchell Henry
1/15	Signed CB Robertson Daniel to the active roster from the practice squad; Placed TE Andrew Quarless on injured reserve	5/10	Signed S Marwin Evans	9/3	Released WR Geronimo Allison, LB Sam Barrington, LB Carl Bradford, LB Beniquez Brown, CB Robertson Daniel, CB Warren Gatewood, LB Reggie Gilbert, LS Rick Lovato, G Lucas Patrick, TE Casey Pierce, DT Brian Price, RB Brandon Ross, G Josh Sitton, FB Alstavis Squirewell, G Josh Walker, WR Herb Waters, S Jermaine Whitehead, QB Marquise Williams; Placed DT Tyler Kuder and C Kyle Steuck on injured reserve; Placed C Corey Linsley on reserve/physically unable to perform; Placed CB Demetri Goodson and DT Mike Pennel on reserve/suspended
1/18	Signed LB Carl Bradford, DT William Campbell, TE Mitchell Henry, WR Jamel Johnson, DT Christian Ringo, G Matt Rotheram, T Jeremy Vujnovich and WR Ed Williams	5/12	Signed LB Kyler Fackrell		
1/19	Signed DE B.J. McBryde	5/18	Signed S Jermaine Whitehead		
2/12	Re-signed DT Letroy Guion	5/25	Released G/T Vince Kowalski		
3/2	Re-signed K Mason Crosby	5/26	Signed QB Marquise Williams; Released QB Ryan Williams		
3/8	Re-signed G Lane Taylor	6/1	Signed G Lucas Patrick; Released WR Devonte Robinson and G Cory Tucker		
3/11	Re-signed LB Nick Perry; Signed G/T Vince Kowalski	6/17	Signed DT Kenny Clark		
3/14	Signed DE Ray Drew	7/13	Signed RB Brandon Ross		
3/22	Re-signed RB James Starks	7/20	Signed CB Warren Gatewood	9/5	Signed LS Brett Goode; Claimed RB Jhurrell Pressley off waivers from Minnesota Vikings; Placed CB Makinton Dorleant on injured reserve; Released RB Brandon Burks; Signed WR Geronimo Allison, LB Carl Bradford, LB Beniquez Brown, LB Reggie Gilbert, RB Don Jackson, G Blake Muir, G Lucas Patrick DT Brian Price, WR Herb Waters and S Jermaine Whitehead to the practice squad
3/28	Signed TE Jared Cook	8/2	Signed LS Jesse Schmitt; Released LB Manoa Pikula		
4/8	Released LB Nate Palmer	8/9	Signed C Kyle Steuck; Placed LS Jesse Schmitt on injured reserve		
4/18	Re-signed T/G Don Barclay; Signed LB Lerenté McCray	8/14	Released G Matt Rotheram and LS Jesse Schmitt		
4/25	Released DE Ray Drew	8/22	Released T Josh James		
5/6	Signed WR Geronimo Allison, S Kentrell Brice, LB Beniquez Brown, QB Joe Callahan, CB Makinton Dorleant, C Jacob Flores, LB Reggie Gilbert, TE David Grinnage, CB Josh Hawkins, RB Don Jackson, T Josh James, CB Randall Jette, DT Tyler Kuder, P Peter Mortell, WR Dennis Parks, LB Manoa Pikula, DT Brian Price, WR Devonte Robinson and WR Herb Waters	8/23	Released DT Demetris Anderson, CB Randall Jette, WR Jamel Johnson, LB Derrick Mathews, P Peter Mortell and WR Ed Williams.	9/7	Released TE Kennard Backman and C Jacob Flores
		8/29	Released WR Harvey Binford and Tim Masthay; Claimed P Jacom Schum off waivers from Tampa Bay Buccaneers; Traded LB Lerenté McCray to Buffalo Bills; Placed TE Kennard Backman, RB John Crockett, C Jacob Flores, TE Mitchell Henry and G Josh Walker on injured reserve	9/12	Released C Kyle Steuck
		8/30	Released WR Harvey Binford and Tim Masthay; Claimed P Jacom Schum off waivers from Tampa Bay Buccaneers; Traded LB Lerenté McCray to Buffalo Bills; Placed TE Kennard Backman, RB John Crockett, C Jacob Flores, TE Mitchell Henry and G Josh Walker on injured reserve	9/13	Signed T David Bakhtiari to contract extension
				9/14	Released RB Jhurrell Pressley
				9/22	Signed DT Brian Price to active roster; Signed CB Robertson Daniel to practice squad
				9/27	Released CB Robertson Daniel
				10/3	Signed FB Joe Kerridge to practice squad

## TRANSACTIONS BY PLAYER

<b>Allison, Geronimo - WR</b>	<b>Dorleant, Makinton - CB</b>	<b>Lovato, Rick - LS</b>	<b>Ross, Brandon - RB</b>
5/6/16 Signed	5/6/16 Signed	9/3/16 Released	7/13/16 Signed
9/3/16 Released	9/5/16 Placed on injured reserve		9/3/16 Released
9/5/16 Signed to practice squad	<b>Evans, Marwin - S</b>		<b>Rotheram, Matt - G</b>
<b>Anderson, Demetris - DT</b>	5/10/16 Signed		1/18/16 Signed
5/9/16 Signed	<b>Fackrell, Kyler - LB</b>		8/22/16 Released
8/29/16 Released	5/12/16 Signed		<b>Schmitt, Jesse - LS</b>
<b>Backman, Kennard - TE</b>	<b>Flores, Jacob - C</b>		8/9/16 Signed
8/30/16 Placed on injured reserve	5/6/16 Signed		8/14/16 Placed on injured reserve
9/7/16 Released	8/30/16 Placed on injured reserve		8/22/16 Released
<b>Bakhtiari, David - T</b>	9/7/16 Released		<b>Schum, Jacob - P</b>
9/13/16 Signed contract extension	<b>Gatewood, Warren - CB</b>		8/30/16 Claimed off waivers from Tampa Bay Buccaneers
<b>Barclay, Don - T/G</b>	7/20/16 Signed		
4/18/16 Re-signed	9/3/16 Released		<b>Sitton, Josh - G</b>
<b>Barrington, Sam - LB</b>	<b>Gilbert, Reggie - LB</b>		9/3/16 Released
9/3/16 Released	5/6/16 Signed		<b>Spriggs, Jason - T</b>
<b>Binford, Harvey - WR</b>	9/3/16 Released		5/9/16 Signed
7/28/16 Signed	9/5/16 Signed to practice squad		<b>Squirewell, Alstavis - FB</b>
8/30/16 Released	<b>Goode, Brett - LS</b>		5/9/16 Signed
<b>Boyd, Josh - DT</b>	9/5/16 Signed		9/3/16 Released
5/9/16 Released	<b>Goodson, Demetri - CB</b>		<b>Starks, James - RB</b>
<b>Bradford, Carl - LB</b>	9/3/16 Placed on Reserve/Suspended		3/22/16 Re-signed
1/18/16 Signed	<b>Grinnage, David - TE</b>		<b>Steuck, Kyle - C</b>
9/3/16 Released	5/6/16 Signed		8/14/16 Signed
9/5/16 Signed to practice squad	5/9/16 Released		9/3/16 Placed on injured reserve
<b>Brice, Kentrell - S</b>	<b>Guion, Letroy - DT</b>		9/12/16 Released
5/6/16 Signed	2/12/16 Re-signed		<b>Taylor, Lane - G</b>
<b>Brown, Beniquez - LB</b>	<b>Hawkins, Josh - CB</b>		3/8/16 Re-signed
5/6/16 Signed	5/6/16 Signed		<b>Tucker, Cory - G</b>
9/3/16 Released	<b>Henry, Mitchell - TE</b>		5/9/16 Signed
9/5/16 Signed to practice squad	1/18/16 Signed		6/1/16 Released
<b>Burks, Brandon - RB</b>	8/30/16 Placed on injured reserve		<b>Vujnovich, Jeremy - T</b>
5/9/16 Signed	9/2/16 Released		1/18/16 Signed
9/5/16 Released	<b>Jackson, Don - RB</b>		5/9/16 Released
<b>Callahan, Joe - QB</b>	5/6/16 Signed		<b>Walker, Josh - G</b>
5/6/16 Signed	7/25/16 Released		8/30/16 Placed on injured reserve
<b>Campbell, William - DT</b>	9/5/16 Signed to practice squad		9/3/16 Released
1/5/16 Signed to practice squad	<b>James, Josh - T</b>		<b>Waters, Herb - WR</b>
1/18/16 Signed	5/6/16 Signed		5/6/16 Signed
5/9/16 Released	8/23/16 Released		9/3/16 Released
<b>Clark, Kenny - DT</b>	<b>Jette, Randall - CB</b>		9/5/16 Signed to practice squad
6/17/16 Signed	5/6/16 Signed		<b>Whitehead, Jermaine - S</b>
<b>Cook, Jared - TE</b>	8/29/16 Released		5/18/16 Signed
3/28/16 Signed	<b>Johnson, Jamel - WR</b>		9/3/16 Released
<b>Crockett, John - RB</b>	1/18/16 Signed		9/5/16 Signed to practice squad
8/30/16 Placed on injured reserve	8/29/16 Released		<b>Williams, Ed - WR</b>
<b>Crosby, Mason - K</b>	<b>Kerridge, Joe - FB</b>		1/18/16 Signed
3/2/16 Re-signed	10/3/16 Signed to practice squad		8/29/16 Released
<b>Daniel, Robertson - CB</b>	<b>Kowalski, Vince - T</b>		<b>Williams, Marquise - QB</b>
1/15/16 Signed to active roster	3/11/16 Signed		5/26/16 Signed
9/3/16 Released	5/25/16 Released		9/3/16 Released
9/22/16 Signed to practice squad	<b>Kuder, Tyler - DT</b>		<b>Williams, Ryan - QB</b>
9/27/16 Released	5/6/16 Signed		1/5/16 Signed (reserve/future)
<b>Davis, Trevor - WR</b>	9/3/16 Placed on injured reserve		5/26/16 Released
5/6/16 Signed	<b>Linsley, Corey - C</b>		
<b>Drew, Ray - DE</b>	9/3/16 Placed on reserve/physically unable to perform		
3/14/16 Signed	<b>Lowry, Dean - DE</b>		
4/25/16 Released	5/6/16 Signed		

# THE LAST TIME

## Regular-Season Games Only

### RUSHING

#### **200 Yards Rushing, Individual**

BY PACKERS — Ahman Green, Dec. 28, 2003, vs. Denver (218 yards)  
BY OPPONENT — Adrian Peterson, Dec. 2, 2012, vs. Minnesota (210 yards)

#### **100 Yards Rushing, Individual**

BY PACKERS — Eddie Lacy, Sept. 25, 2016, vs. Detroit (103 yards)  
BY OPPONENT — Darren McFadden, Dec. 13, 2015, vs. Dallas (111 yards)

#### **100 Yards Rushing, Individual, One Half**

BY PACKERS — Eddie Lacy, Dec. 15, 2013, at Dallas (110 yards in second half)  
BY OPPONENT — Matt Forte, Sept. 13, 2015, at Chicago (105 yards in first half)

#### **100 Yards Rushing and Receiving, Individual**

BY PACKERS — Never  
BY OPPONENT — Darrin Nelson, Nov. 13, 1983, at Minnesota (119 yards rushing, 137 receiving)

#### **Two 100-Yard Rushers**

BY PACKERS — Ryan Grant (106 yards) and DeShawn Wynn (106 yards), Dec. 28, 2008, vs. Detroit  
BY OPPONENT — Tony Dorsett (149 yards) and Robert Newhouse (101 yards), Nov. 12, 1978, vs. Dallas at Milw.

#### **Two 100-Yard Rushers and Two 100-Yard Receivers**

BY PACKERS — Ryan Grant (106 yards) and DeShawn Wynn (106), Dec. 28, 2008, vs. Detroit, Donald Driver (111 yards) and Greg Jennings (101 yards), Dec. 28, 2008, vs. Detroit\*  
BY OPPONENT — Never  
\*First time in NFL history

#### **Four Touchdowns Rushing, Individual**

BY PACKERS — Dorsey Levens, Jan. 2, 2000, vs. Arizona (8, 1, 5, 1 yards)  
BY OPPONENT — DeAngelo Williams, Nov. 30, 2008, vs. Carolina (1, 1, 1, 1 yards)

#### **Three Touchdowns Rushing, Individual**

BY PACKERS — Ahman Green, Oct. 20, 2002, vs. Washington (24, 2, 8 yards)  
BY OPPONENT — Jamaal Charles, Sept. 28, 2015, vs. Kansas City (9, 4, 7 yards)

#### **Two Touchdowns Rushing, Individual**

BY PACKERS — Eddie Lacy, Oct. 2, 2014, vs. Minnesota (11, 10 yards)  
BY OPPONENT — Ronnie Hillman, Nov. 1, 2015, at Denver (1, 15 yards)

### PASSING

#### **400 Yards Passing, Individual**

BY PACKERS — Aaron Rodgers, Oct. 26, 2014, at New Orleans (418 yards)  
BY OPPONENT — Philip Rivers, Oct. 18, 2015, vs. San Diego (503 yards)

#### **300 Yards Passing, Individual**

BY PACKERS — Aaron Rodgers, Nov. 15, 2015, vs. Detroit (333 yards)  
BY OPPONENT — Matthew Stafford, Sept. 25, 2016, vs. Detroit (385 yards)

#### **Six Touchdown Passes, Individual**

BY PACKERS — Aaron Rodgers, Nov. 9, 2014, vs. Chicago (1, 4, 73, 40, 56, 18 yards)  
BY OPPONENT — Tommy Kramer, Sept. 28, 1986, at Minnesota (23, 13, 36, 2, 17, 7 yards)

#### **Five Touchdown Passes, Individual**

BY PACKERS — Aaron Rodgers, Sept. 28, 2015, vs. Kansas City (8, 3, 27, 4, 4, yards)  
BY OPPONENT — Matthew Stafford, Jan. 1, 2012, vs. Detroit (8, 13, 2, 5, 12 yards)

#### **Four Touchdown Passes, Individual**

BY PACKERS — Aaron Rodgers, Sept. 25, 2016, vs. Detroit (14, 8, 2, 17 yards)  
BY OPPONENT — Matt Ryan, Dec. 8, 2014, vs. Atlanta (5, 22, 1, 2 yards)

#### **Three Touchdown Passes, Individual**

BY PACKERS — Aaron Rodgers, Sept. 25, 2016, vs. Detroit (14, 8, 2, 17 yards)  
BY OPPONENT — Matthew Stafford, Sept. 25, 2016, vs. Detroit (73, 2, 35 yards)

#### **Six Interceptions Thrown, Individual**

BY PACKERS — Tom O'Malley, Sept. 17, 1950, vs. Detroit  
BY OPPONENT — Don Horn, Sept. 26, 1971, vs. Denver at Milw.

#### **Five Interceptions Thrown, Individual**

BY PACKERS — Brett Favre, Oct. 30, 2005, at Cincinnati  
BY OPPONENT — Rich Gannon, Oct. 28, 1990, vs. Minnesota at Milw.

#### **Four Interceptions Thrown, Individual**

BY PACKERS — Brett Favre, Dec. 25, 2005, vs. Chicago  
BY OPPONENT — Nick Foles, Oct. 11, 2015, vs. St. Louis

### RECEIVING

#### **10 or More Receptions, Individual**

BY PACKERS — Davante Adams, Nov. 15, 2015, vs. Detroit (10 receptions)  
BY OPPONENT — Keenan Allen, Oct. 18, 2015, vs. San Diego (14 receptions)

#### **200 Yards Receiving, Individual**

BY PACKERS — Jordy Nelson, Sept. 14, 2014, vs. N.Y. Jets (209 yards)  
BY OPPONENT — Marvin Jones, Sept. 25, 2016, vs. Detroit (205 yards)

#### **100 Yards Receiving, Individual**

BY PACKERS — Jordy Nelson, Sept. 25, 2016, vs. Detroit (101 yards)  
BY OPPONENT — Marvin Jones, Sept. 25, 2016, vs. Detroit (205 yards)

#### **100 Yards Receiving, One Half, Individual**

BY PACKERS — Jordy Nelson, Sept. 25, 2016, vs. Detroit (101 yards in first half)  
BY OPPONENT — Marvin Jones, Sept. 25, 2016, vs. Detroit (111 yards in first half)

#### **Two 100-Yard Receivers**

BY PACKERS — Randall Cobb (131 yards) and Jordy Nelson (113 yards), Dec. 21, 2014, at Tampa Bay  
BY OPPONENT — Calvin Johnson (244 yards) and Brandon Pettigrew (116 yards), Jan. 1, 2012, vs. Detroit

#### **Four Touchdown Receptions, Individual**

BY PACKERS — Sterling Sharpe, Nov. 24, 1994, at Dallas (1, 36, 30, 5 yards)  
BY OPPONENT — Never

#### **Three Touchdown Receptions, Individual**

BY PACKERS — Randall Cobb, Sept. 28, 2015, vs. Kansas City (3, 4, 4 yards)  
BY OPPONENT — Vincent Jackson, Nov. 6, 2011, at San Diego (23, 5, 29 yards)

#### **Two Touchdown Receptions, Individual**

BY PACKERS — Jordy Nelson, Sept. 25, 2016, vs. Detroit (8, 17 yards)  
BY OPPONENT — Marvin Jones, Sept. 25, 2016, vs. Detroit (73, 35 yards)

### INTERCEPTIONS

#### **Four Interceptions, Individual**

BY PACKERS — Willie Buchanon, Sept. 24, 1978, at San Diego  
BY OPPONENT — Never

#### **Three Interceptions, Individual**

BY PACKERS — Tom Flynn, Oct. 28, 1984, vs. Detroit  
BY OPPONENT — Vencie Glenn, Dec. 27, 1992, at Minnesota

#### **Two Interceptions, Individual**

BY PACKERS — Quinten Rollins, Oct. 11, 2015, vs. St. Louis  
BY OPPONENT — Bacarri Rambo, Dec. 14, 2014, at Buffalo

#### **Interception Returned for Touchdown**

BY PACKERS — Damarious Randall, Dec. 20, 2015, at Oakland (43 yards)  
BY OPPONENT — Cortez Allen, Dec. 22, 2013, vs. Pittsburgh (40 yards)

### TOUCHDOWNS

#### **Five Touchdowns, Individual**

BY PACKERS — Paul Hornung, Dec. 12, 1965, at Baltimore (2-, 9-, 3-yard runs; 50-, 65-yard receptions)  
BY OPPONENT — Never

#### **Four Touchdowns, Individual**

BY PACKERS — Dorsey Levens, Jan. 2, 2000, vs. Arizona (8-, 1-, 5-, 1-yard runs)  
BY OPPONENT — DeAngelo Williams, Nov. 30, 2008, vs. Carolina (1-, 1-, 1-, 1-yard runs)

#### **Three Touchdowns, Individual**

BY PACKERS — Randall Cobb, Sept. 28, 2015, vs. Kansas City (3-, 4-, 4-yard receptions)  
BY OPPONENT — Jamaal Charles, Sept. 28, 2015, vs. Kansas City (9-, 4-, 7-yard runs)



## THE LAST TIME

### **FIELD GOALS/PATS**

#### **Five Field Goals Made, Individual**

BY PACKERS — Mason Crosby, Nov. 22, 2015, at Minnesota (42, 47, 40, 42, 52 yards)

BY OPPONENT — Dan Bailey, Dec. 15, 2013, at Dallas (47, 23, 43, 50, 50 yards)

#### **Four Field Goals Made, Individual**

BY PACKERS — Mason Crosby, Nov. 22, 2015, at Minnesota (42, 47, 40, 42, 52 yards)

BY OPPONENT — Dan Carpenter, Dec. 14, 2014, at Buffalo (27, 51, 35, 48 yards)

#### **60-Yard Field Goal**

BY PACKERS — Never

BY OPPONENT — David Akers, Sept. 9, 2012, vs. San Francisco (63 yards)

#### **50-Yard Field Goal**

BY PACKERS — Mason Crosby, Nov. 26, 2015, vs. Chicago (50 yards)

BY OPPONENT — Matt Prater, Sept. 25, 2016, vs. Detroit (50 yards)

#### **Blocked Field-Goal Attempt**

BY PACKERS — Datone Jones, Oct. 11, 2015, vs. St. Louis (50-yard Greg Zuerlein attempt)

BY OPPONENT — Denico Autry, Dec. 20, 2015, at Oakland (49-yard Mason Crosby attempt)

#### **Two-Point Conversion**

BY PACKERS — James Jones, Dec. 27, 2015, at Arizona (pass from Aaron Rodgers)

BY OPPONENT — Travis Kelce, Sept. 28, 2015, vs. Kansas City (pass from Alex Smith)

#### **Point After Touchdown Missed**

BY PACKERS — Mason Crosby, Dec. 8, 2014, vs. Atlanta (blocked, fifth attempt)

BY OPPONENT — Blair Walsh, Nov. 22, 2015, at Minnesota (first attempt, wide right)

#### **Blocked Point After Touchdown**

BY PACKERS — Datone Jones, Sept. 22, 2013, at Cincinnati (Mike Nugent, fourth attempt)

BY OPPONENT — Ra'Shede Hageman, Dec. 8, 2014, vs. Atlanta (Mason Crosby, fifth attempt)

### **PUNTING**

#### **70-Yard Punt**

BY PACKERS — Tim Masthay, Dec. 18, 2011, at Kansas City (71 yards)

BY OPPONENT — Jon Ryan, Sept. 24, 2012, at Seattle (73 yards)

#### **60-Yard Punt**

BY PACKERS — Tim Masthay, Dec. 3, 2015, at Detroit (62 yards)

BY OPPONENT — Dustin Colquitt, Sept. 28, 2015, vs. Kansas City (61 yards)

#### **Blocked Punt**

BY PACKERS — Jamari Lattimore, Nov. 4, 2013, vs. Chicago (Adam Podlesh, punter)

BY OPPONENT — Bryan Braman, Nov. 16, 2014, vs. Philadelphia (Tim Masthay, punter)

#### **10 Punts, Individual**

BY PACKERS — Jon Ryan, Nov. 19, 2006, vs. New England (10 punts; 459 yards)

BY OPPONENT — Chris Kluwe, Dec. 21, 2006, vs. Minnesota (10 punts; 434 yards)

#### **No Punts**

BY PACKERS — Oct. 26, 2014, at New Orleans

BY OPPONENT — Oct. 26, 2014, at New Orleans

### **OTHER SPECIAL TEAMS**

#### **Kickoff Returned for Touchdown**

BY PACKERS — Randall Cobb, Sept. 8, 2011, vs. New Orleans (108 yards)

BY OPPONENT — Chris Williams, Nov. 9, 2014, vs. Chicago (101 yards)

#### **Punt Returned for Touchdown**

BY PACKERS — Micah Hyde, Dec. 28, 2014, vs. Detroit (55 yards)

BY OPPONENT — Marcus Thigpen, Dec. 14, 2014, at Buffalo (75 yards)

#### **Blocked (Opponent) Field Goal Returned for Touchdown**

BY PACKERS — Willie Buchanon, Dec. 17, 1972, at New Orleans (57 yards)

BY OPPONENT — Shawn Springs, Nov. 1, 1999, vs. Seattle (61 yards)

#### **Blocked Punt Returned for Touchdown**

BY PACKERS — Dezman Moses, Oct. 28, 2012, vs. Jacksonville (0 yards; Bryan Anger, punter)

BY OPPONENT — DeVier Posey, Oct. 14, 2012, at Houston (0 yards; Tim Masthay, punter)

#### **Recovered Own Inside Kick Attempt**

BY PACKERS — Damarius Randall, Nov. 15, 2015, vs. Detroit (Mason Crosby, kicker)

BY OPPONENT — Darrell Stuckey, Nov. 6, 2011, at San Diego (Nick Novak, kicker)

### **OTHER DEFENSE**

#### **Shutout Posted**

BY PACKERS — Oct. 31, 2010, at N.Y. Jets (9-0)

BY OPPONENT — Nov. 19, 2006, vs. New England (35-0)

#### **Fumble Returned for Touchdown**

BY PACKERS — Casey Hayward, Nov. 16, 2014, vs. Philadelphia (49 yards)

BY OPPONENT — Captain Munnerlyn, Jan. 3, 2016, vs. Minnesota (55 yards)

#### **Safety Scored**

BY PACKERS — Team, Dec. 28, 2014, vs. Detroit (Matthew Stafford penalized for intentional grounding in end zone)

BY OPPONENT — Malik Jackson, Nov. 1, 2015, at Denver (Richard Rodgers tackled in end zone)

#### **Five Sacks, Individual**

BY PACKERS — Vonnie Holliday, Dec. 22, 2002, vs. Buffalo

BY OPPONENT — Antwan Odom, Sept. 20, 2009, vs. Cincinnati

#### **Four Sacks, Individual**

BY PACKERS — Kabeer Gbaja-Biamila, Jan. 2, 2005, at Chicago

BY OPPONENT — Chris Clemons, Sept. 24, 2012, at Seattle

#### **Three Sacks, Individual**

BY PACKERS — A.J. Hawk, Oct. 13, 2013, at Baltimore

BY OPPONENT — Dwight Freeney, Dec. 27, 2015, at Arizona

### **MISCELLANEOUS**

#### **No Penalties**

BY PACKERS — Nov. 4, 2013, vs. Chicago

BY OPPONENT — Dec. 14, 1997, at Carolina

#### **Game Without Touchdown**

BY PACKERS — Dec. 12, 2010, at Detroit

BY OPPONENT — Oct. 4, 2015, at San Francisco

#### **50 Points, Game**

BY PACKERS — 53, Nov. 16, 2014, vs. Philadelphia

BY OPPONENT — 51, Nov. 24, 2008, at New Orleans

#### **40 Points, Game**

BY PACKERS — 43, Dec. 8, 2014, vs. Atlanta

BY OPPONENT — 44, Oct. 26, 2014 at New Orleans

#### **500 Yards Total Offense**

BY PACKERS — 502, Dec. 8, 2014, vs. Atlanta

BY OPPONENT — 500, Nov. 1, 2015, at Denver

#### **Tie Game**

Green Bay 26, Minnesota 26, Nov. 24, 2013



**MINNEAPOLIS** -- Sam Bradford had a Minnesota debut almost as dazzling as the new \$1.1 billion building itself, completing 22 of 31 passes for 286 yards, two touchdowns and no turnovers to lead the Vikings to a 17-14 victory over the Green Bay Packers on Sunday night just 15 days after he arrived in a trade.

The defense did the rest, harassing Aaron Rodgers for five sacks and two fourth-quarter turnovers that quashed the comeback and sent the crowd of 66,813 into a deafening frenzy in the third quarter, with a tight knee injury, and only 19 yards on 12 carries, but the Vikings (2-0) proved they still have a lot of options. Stefon Diggs caught nine passes for 182 yards and a touchdown. They held the Packers (1-1) to 65 total yards in the first half, withstanding an early touchdown pass by Rodgers to Jordy Nelson on a drive aided by two penalties by cornerback Terence Newman.

Tray Wayne, who had two penalties himself, intercepted Rodgers' pass in Vikings territory with 1:30 left to seal the victory. The previous drive was killed with a strip sack by Brian Robison, when Shamar Stephen recovered at the Minnesota 44 with 6:53 remaining.

Rodgers, who ran for 29 yards and a touchdown, began to find a groove throwing the ball down the stretch. He finished 12 for 21 for 154 yards in the second half, but Bradford was the better quarterback on this night.

The Vikings, who aggressively traded two premium draft picks including next year's first-rounder to Philadelphia to fetch Bradford after Teddy Bridgewater went down with a massive left knee injury, boldly eschewed a field-goal try early in the second quarter.

Bradford found Diggs for a 4-yard completion on fourth-and-1 from the 18. Then he hit Kyle Rudolph for an 8-yard touchdown pass three plays later.

Bradford was hit hard on his non-throwing hand by Packers outside linebacker Clay Matthews while following through on a pass at one point during the drive. He visited the locker room briefly for further examination but never missed a snap, despite significant swelling beneath his left pinky. There were only a couple of instances that even hinted of nervousness for Bradford and the offense, when one throw on the first drive sailed well past, where Rudolph's route ended and another later in the first quarter was in the air too quickly for Rudolph to turn around.

**OFFICIALS** — Referee: Walt Anderson (66); Umpire: Burch Hannah (40); Head Linesman: Jerrod Phillips (6); Line Judge: Byron Boston (18); Side Judge: Laird Hayes (125); Field Judge: John Jenkins (117); Back Judge: Gregory Wilson (119); Replay Official: Billy Smith

**STARTING LINEUPS**

Green Bay Packers		Minnesota Vikings	
Offense	Defense	Offense	Defense
WR 87 Nelson	NT 98 Dalton	WR 12 Johnson	LE 96 Robinson
LT 69 Dakariari	DT 76 McDaniels	LT 75 McKill	DT 93 S. Stephen
LG 65 L. Taylor	LOLB 53 N. Perry	LG 61 A. Boone	NT 98 L. Joseph
C 73 Tretter	ILB 47 J. Ryan	C 61 J. Berger	RE 97 E. Griffin
RG 70 T. Lago	ILB 50 B. Matthews	RG 63 B. Fusco	MLB 55 A. Kendrick
RT 89 J. Cook	ROLB 62 C. Matthews	RT 71 A. Smith	SLB 54 E. Barr
TE 89 J. Cook	LCB 23 D. Randall	TE 82 K. Rudolph	LOB 23 T. Newman
WR 17 D. Adams	RCB 36 L. Gunter	WR 14 S. Diggs	RCB 26 T. Waynes
WR 18 R. Cobb	SS 42 M. Burnett	OB 8 S. Bradford	SS 34 A. Sendejo
OB 17 A. Rodgers	FS 21 H. Clinton-Dix	WR 19 A. Thielen	FS 22 H. Smith
RB 27 E. Lacy	CB 24 O. Holms	HB 28 A. Peterson	CB 24 C. Munnekin

**GREEN BAY SUBSTITUTIONS** — K 2 M. Crosby, P 10 J. Schum, WR 11 T. Davis, WR 22 A. Ripkowski, S 25 M. Evans, S 29 K. Brice, DB 33 M. Hyde, RB 44 J. Starks, LB 48 J. Thomas, LB 51 K. Rackrell, LB 56 J. Peppers, LB 61 B. Goode, T/G 67 D. Barclay, T 78 J. Spriggs, TE 80 J. Pantilo, TE 82 R. Rodgers, WR 83 J. Adams, WR 84 J. Abdur-Rahman, WR 88 T. Montgomery, DE 94 D. Lowry, DE/LB 95 D. Jones, DT 97 K. Clark, DT 98 C. Flango. **DID NOT PLAY** — OB 7 B. Hundley, **INACTIVES** — OB 6 J. Callahan, OB 28 J. Hawkins, S 32 C. Banojo, CB 37 S. Shields, T 68 K. Murphy, LB 91 J. Elliott.

**FIELD GOALS (made ( ) & missed)**  
B. Walsh 1/2 (46)  
0/0 (0)  
10/10 (7)

VISITOR:	Green Bay Packers	Home:	Minnesota Vikings
Team	5-309	Play Description (Extra Point/Drive Info)	10-54-414
Packers	2 1:07.4	J. Nelson 1 yd pass from A. Rodgers (M. Crosby kick) (5-52, 3:08)	7
Vikings	0 0:27	K. Rudolph 8 yd pass from S. Bradford (B. Walsh kick) (10-54, 4:16)	7
Vikings	3 2:11	B. Walsh 46 yd field goal (8-59, 4:14)	7
Packers	4 12:41	S. Diggs 25 yd pass from S. Bradford (B. Walsh kick) (6-57, 2:46)	7
		A. Rodgers 10 yd run (M. Crosby kick) (10-75, 4:30)	14

**GREEN BAY DEFENSIVE STATISTICS (official)**

UT	A	TE	TI	SK	QB	FE	ER	Int	PD	UT	A	TE	TI	SK	QB	FE	ER	Int	PD	
J. Ryan	6	3	1	9	0-0	0	0	0-0	1	M. Hyde	1	2	0	3	0-0	0	0	0	0-0	0
B. Matthews	5	1	0	5	0-0	0	0	0-0	1	K. Clark	0	3	0	2	0-0	0	0	0	0-0	1
L. Gunter	5	0	0	5	0-0	0	1	0-0	0	L. Gunton	2	0	1	2	0-0	0	0	0	0-0	0
J. Thomas	5	0	1	5	0-0	0	0	0-0	0	J. Peppers	2	0	2	1-5-15	4	0	0	0	0-0	0
M. Daniels	4	1	3	5	1-9	4	0	0-0	0	D. Randall	2	0	2	0-0	0	0	0	0	0-0	0
H. Clinton-Dix	3	2	0	5	0-0	0	0	0-0	0	M. Burnett	1	0	1	1	0-0	0	0	0	0-0	1
N. Perry	1	4	1	5	0-4-5	2	0	0	0-0	K. Rackrell	1	0	0	1	0-0	0	0	0	0-0	0
C. Matthews	3	0	1	3	1-7	2	0	0	0-0	O. Holms	1	1	0	1	0-0	0	0	0	0-0	0
D. Jones	2	1	1	3	0-0	0	0	0	0-0	Totals	43	18	13	61	4-32	12	1	0	0-0	4

**Green Bay Packers**

**Minnesota Vikings**

Green Bay Packers		Minnesota Vikings																
RUSHING	ATT	YDS	AVG	LG	TD	RUSHING	ATT	YDS	AVG	LG	TD							
E. Lacy	12	50	4.2	13	0	A. Peterson	12	19	1.6	16	0							
A. Rodgers	3	29	9.7	10	0	M. A. Smith	6	14	2.3	12	0							
J. Starks	1	3	0.4	5	0	J. Wickham	2	1	0.5	3	0							
Total	16	82	5.1	18	0	C. Peterson	1	-2	-2.0	0	0							
						S. Bradford	22	30	1.4	12	0							
						Total	43	66	1.5	18	0							
PASSING		ATT	COMP	YDS	SKYD	TD	LG	INT	RT	PASSING								
A. Rodgers	36	20	213	5/33	1	39	1	70.7	0	S. Bradford	31	22	286	4/32	2	46	0	121.2
Total	36	20	213	5/33	1	39	1	70.7	0	Total	31	22	286	4/32	2	46	0	121.2
PASS RECEIVING		NO	YDS	AVG	LG	TD	PASS RECEIVING		NO	YDS	AVG	LG	TD					
J. Nelson	5	72	14.4	39	1	S. Diggs	9	182	20.2	46	1							
R. Cobb	4	43	10.8	14	0	A. Thielen	4	10.3	15	0								
J. Cook	4	31	7.8	14	0	K. Rudolph	3	31	10.3	19	1							
D. Adams	3	26	8.7	13	0	C. Johnson	2	15	7.5	10	0							
R. Rodgers	2	25	12.5	15	0	A. Peterson	2	7	3.5	5	0							
J. Starks	1	16	16.0	16	0	M. A. Smith	1	11	11.0	11	0							
Total	20	213	10.7	39	1	J. McKinnon	1	-1	-1.0	-1	0							
						Total	22	286	13.0	46	2							
INTERCEPTIONS		NO	YDS	AVG	LG	TD	INTERCEPTIONS		NO	YDS	AVG	LG	TD					
Total	0	0	0.0	0	0	0	T. Waynes	1	4	4.0	4	0						
							Total	1	4	4.0	4	0						
PUNTING		NO	YDS	AVG	NET	TB	PUNTING		NO	YDS	AVG	NET	TB					
J. Schum	5	193	38.6	38.6	0	1	J. Locke	7	273	39.0	38.7	0	5					
Total	5	193	38.6	38.6	0	1	Total	7	273	39.0	38.7	0	5					
PUNT RETURNS		NO	YDS	AVG	FC	LG	PUNT RETURNS		NO	YDS	AVG	FC	LG					
D. Randall	1	0	0.0	0	0	0	M. Shivers	0	0	0.0	3	0	0					
W. Davis	0	0	0.0	0	0	0	(downed)	1	0	0.0	0	0						
T. Davis	0	0	0.0	0	0	0	(out of bounds)	0	0	0.0	0	0						
(downed)	1	0	0.0	0	0	0	Returns	0	0	0.0	3	0						
Returns	1	2	2.0	2	0	0	K. Peterson	1	0	0.0	0	0						
							(tback)	2	62	31.0	0	0						
							Returns	2	62	31.0	0	0						
KICK RETURNS		NO	YDS	AVG	FC	LG	KICK RETURNS		NO	YDS	AVG	FC	LG					
T. Montgomery	1	21	21.0	21	0	21	C. Peterson	1	0	0.0	0	0	0					
(tback)	3	0	0.0	0	0	0	Returns	1	0	0.0	0	0						
Returns	1	21	21.0	21	0	21	Total	2	1	0	0	0						
FUMBLES		Fum	Lost	Rec	Yds	TD	FUMBLES		Fum	Lost	Rec	Yds	TD					
A. Rodgers	3	1	0	0	0	0	A. Thielen	1	0	1	0	0	0					
D. Adams	1	1	0	0	0	0	A. Sendejo	1	1	0	0	0	0					
J. Cook	0	0	1	0	0	0	E. Griffin	0	0	0	0	0	0					
J. Tretter	0	0	1	0	0	0	D. Hunter	0	0	0	0	0	0					
R. Cobb	0	0	0	0	0	0	E. Kendrick	0	0	0	0	0	0					
L. Gunter	0	0	0	0	0	0	B. Robison	0	0	0	0	0	0					
Total	4	2	2	0	0	2	S. Stephen	0	0	0	0	0	0					
							Total	2	1	1	0	0	0					

TOTAL FIRST DOWNS		Visitor	Home
By Rushing	20	15	15
By Passing	5	10	11
By Penalty	5	5	2
Total	30	25	28
THIRD-DOWN EFFICIENCY		6-13-46%	4-14-29%
FOURTH-DOWN EFFICIENCY		0-1-0%	1-2-50%
TOTAL NET YARDS		263	284
Total Offensive Plays		64	57
Average gain per offensive play		4.1	5.0
NET YARDS RUSHING		83	30
Total Rushing Plays		23	22
Average gain per rushing play		3.6	1.4
NET YARDS PASSING		180	254
Times thrown - Yards lost att. to pass		5-33	4-32
Gross yards passing		213	286
PASS ATT-COMP-INT		36-20-1	31-22-0
Average gain per pass play		4.4	7.3
KICKOFFS Number-In Ez-Touchbacks		3-2-1	4-3-3
PUNTS Number and Average		5-38.6	7-39.0
Had Blocked		0	0
EGS - PATs had blocked		0-0	0-0
Net Punting Average		38.6	38.7
TOTAL RETURN YARDS (not inc. kickoffs)		1-2	4
No. and Yards Punt Returns		1-2	0-0
No. and Yards Kickoff Returns		1-21	2-62
No. and Yards Interception Returns		0-0	1-4
PENALTIES Number and Yards		6-72	13-137
FUMBLES Number and Lost		4-2	2-1
TOUCHDOWNS		2	2
Rushing		1	0
Passing		1	2
EXTRA POINTS Made-Attempts		2-2	2-2
Kicking Made-Attempts		2-2	2-2
FIELD GOALS Made-Attempts		0-0	1-1
RED-ZONE EFFICIENCY		2-3-67%	1-1-100%
GOAL-TO-GO EFFICIENCY		2-2-100%	0-0-0%
SAFETIES		14	0
FINAL SCORE		17	0
TIME OF POSSESSION		29:42	30:18









# 2016 UPDATED BIOGRAPHIES

THROUGH WEEK 4

## **84 Jared Abbrederis, WR, 3rd Year, Wisconsin**

- Appeared in 10 games last season, recording nine receptions for 111 yards (12.3 avg.). Also played in both playoff contests with one start and had six catches for 69 yards (11.5 avg.).
- Spent his rookie campaign (2014) on injured reserve after sustaining a season-ending knee injury in a July 30 practice.
- Finished his career at Wisconsin tied for the school record for receptions (202) and ranked No. 2 all-time in receiving yards (3,140) and TD receptions (23).

**2016 SEASON:** Has played in all three games and has one catch for 8 yards (8.0 avg.).

► **At Jacksonville (Sept. 11):** Caught one pass for 8 yards in 14 snaps of work.

► **At Minnesota (Sept. 18):** Played six snaps on offense and 13 on special teams.

► **Vs. Detroit (Sept. 25):** Appeared on eight plays on special teams.

## **17 Davante Adams, WR, 3rd Year, Fresno State**

- With 88 catches in 2014-15, joined WRs Randall Cobb (105 in 2011-12) and Greg Jennings (98 in 2006-07) as the only Packers over the last 25 seasons to register 85-plus receptions in their first two seasons in the league.

• Caught a career-high 50 passes for a career-best 483 yards (9.7 avg.) and a TD last season despite missing three games due to an ankle injury.

• Played in all 16 games with 11 starts as a rookie in 2014, hauling in 38 receptions for 446 yards (11.7 avg.) and three TDs.

• Set franchise postseason single-game records for the most catches and receiving yards by a rookie when he posted seven grabs for 117 yards (16.7 avg.) and a TD in a 2014 NFC Divisional playoff victory vs. Dallas.

**2016 SEASON:** Has played in all three games with two starts as the third WR and has eight catches for 99 yards (12.4 avg.) and two TDs.

► **At Jacksonville (Sept. 11):** Started as the team opened with three WRs and finished with three catches for 50 yards (16.7 avg.), highlighted by his 29-yard TD catch with 13 seconds in the first half that gave the Packers a 21-17 lead that they would not relinquish...With CB Davon House on his back, made a diving grab in the end zone as QB Aaron Rodgers fought off a sack attempt from CB Jalen Ramsey.

► **At Minnesota (Sept. 18):** Started as the third WR and played 54 snaps, finishing with three catches for 26 yards (8.7 avg.)...On a third down midway through the first quarter, drew a 40-yard pass-interference penalty on Vikings CB Terence Newman that gave Green Bay the ball at the Minnesota 5 to help set up a 1-yard TD pass from Rodgers to WR Jordy Nelson.

► **Vs. Detroit (Sept. 25):** Caught two passes for 23 yards (11.5 avg.) in 25 snaps of action, highlighted by a 14-yard TD grab on Green Bay's opening drive...Beat CB Quandre Diggs on a slant and then shook off a tackle attempt near the goal line from S Glover Quin to get into the end zone... Also had a 9-yard catch late in the game that helped the Packers clinch the win and run out the clock.

## **69 David Bakhtiari, T, 4th Year, Colorado**

• Started all 46 games he played in at left tackle for the Packers in his first three seasons in the league and was named a Pro Bowl alternate in 2014.

• In 2013, became the first rookie to start every game at LT for Green Bay since the league went to a 16-game schedule in 1978.

• By starting at San Francisco in the 2013 season opener, he became just the fourth Green Bay rookie to start at LT in Week 1 since the 1970 AFL-NFL merger and the first since Ken Ruettgers in 1985.

**2016 SEASON:** Has started all three games at LT.

► **At Jacksonville (Sept. 11):** Started at LT and played all 64 snaps... Helped protect QB Aaron Rodgers as he was sacked just one time on the afternoon and as he threw for 199 yards and two TDs on 20-of-34 passing with a rushing TD.

► **At Minnesota (Sept. 18):** Started at LT and played all 71 snaps.

► **Vs. Detroit (Sept. 25):** Started at LT and played all 54 snaps, helping

to clear the way for RB Eddie Lacy's season-high 103 yards rushing on just 17 carries (6.1 avg.)...Also protected Rodgers as he threw a season-high four TD passes, with all of them coming in the first half.

## **32 Chris Banjo, S, 3rd Year, Southern Methodist**

- Appeared in all 16 games with one start in 2015 and led the team with a career-best 21 tackles on special teams, the most by a Packer since 2009 (Desmond Bishop, 22; Derrick Martin, 21). Tied for the team lead with three tackles on special teams in the postseason.

• Finished the 2014 season on the active roster, recording three special teams tackles in the final three regular-season games. Tied for second on the team with three special teams tackles in two postseason contests. Spent the first 13 games of the 2014 season on the practice squad.

• Appeared in 16 games with one start as a rookie in 2013, recording 15 tackles (12 solo) and a pass defensed. Finished second on the team with 10 tackles on special teams.

**2016 SEASON:** Has played in one game, missing Weeks 1-2 due to a hamstring injury...Has registered a tackle on special teams.

► **At Jacksonville (Sept. 11):** Inactive (hamstring), the first game he had missed due to injury in his career.

► **At Minnesota (Sept. 18):** Inactive (hamstring).

► **Vs. Detroit (Sept. 25):** Made his season debut, appearing on 11 snaps on special teams and two on defense...Registered a special teams tackle.

## **67 Don Barclay, T/G, 5th Year, West Virginia**

• Played in all 16 games last season with five starts, opening four contests at right tackle (Weeks 2-4, 13) and one at left tackle (Week 16).

• Missed the entire 2014 campaign after sustaining a season-ending knee injury in practice early in training camp.

• Started a career-high 14 games at RT in 2013.

**2016 SEASON:** Has played in all three games, seeing time primarily on special teams (extra points and field goals).

► **At Jacksonville (Sept. 11):** Played five snaps on special teams.

► **At Minnesota (Sept. 18):** Came in at RG for one play midway through the third quarter when starting G T.J. Lang's shoe came off...Also played two snaps on special teams.

► **Vs. Detroit (Sept. 25):** Appeared on six plays on special teams.

## **29 Kentrell Brice, S, Rookie, Louisiana Tech**

• Was one of five rookie free agents to make Green Bay's Week 1 roster.

• Started 33 of 49 games played at Louisiana Tech, recording 210 tackles (154 solo), including 10 tackles for a loss, five sacks, three interceptions, four forced fumbles, a fumble recovery and 13 pass breakups.

• Enjoyed a career year as a junior in 2014 when he started all 14 games and registered career highs in tackles (86), solo tackles (65), sacks (four) and forced fumbles (four).

**2016 SEASON:** Has played in all three games, seeing time on defense and special teams...Has registered a solo tackle on defense and a tackle on special teams.

► **At Jacksonville (Sept. 11):** Played 18 snaps on special teams and nine on defense in his NFL debut.

► **At Minnesota (Sept. 18):** Appeared on a team-high 20 plays on special teams and also played nine snaps on defense.

► **Vs. Detroit (Sept. 25):** Played a team-high 23 snaps on special teams and also saw 12 plays of action on defense...Posted the first tackle of his NFL career, drilling WR Golden Tate after a 10-yard completion in the second quarter...Also recorded a tackle on special teams.

## **75 Bryan Bulaga, T, 7th Year, Iowa**

• Opened all 12 games he appeared in at RT last season, blocking for RBs Eddie Lacy (758) and James Starks (601) as they became the first Green Bay duo since 1985 to both rush for 600-plus yards in the same season.

• Started all 15 games he played in 2014, a career high, and helped the offense rank No. 1 in the league in scoring (30.4), No. 6 in yards per game (386.1) and tied for No. 1 in giveaways with a franchise-record 13.

• Played in 37 games with 33 starts at right tackle in his first three seasons as a pro.

**2016 SEASON:** Has started all three games at RT.

►**At Jacksonville (Sept. 11):** Started at RT and played all 64 snaps... Helped protect QB Aaron Rodgers as he was sacked just one time on the afternoon and as he threw for 199 yards and two TDs on 20-of-34 passing with a rushing TD.

►**At Minnesota (Sept. 18):** Started at RT and played all 71 snaps.

►**Vs. Detroit (Sept. 25):** Started at RT and played all 54 snaps, helping to clear the way for RB Eddie Lacy's season-high 103 yards rushing on just 17 carries (6.1 avg.)...Also protected Rodgers as he threw a season-high four TD passes, with all of them coming in the first half.

### **42 Morgan Burnett, S, 7th Year, Georgia Tech**

• Has started 81 games (including playoffs) between the two safety positions since the start of 2011. Ranks No. 2 among Packers with seven forced fumbles since 2011 (Clay Matthews, nine).

• Despite missing five games due to a calf injury in 2015, was tied for No. 3 on the team in solo tackles (54) and tied for the team lead with 14 total tackles in the postseason.

• Recorded his fourth straight 100-tackle season in 2014 with a team-high 125 tackles (99 solo).

**2016 SEASON:** Has started two games at SS and has posted 10 tackles (all solo), a sack and a pass defended...Was inactive in Week 3 (groin).

►**At Jacksonville (Sept. 11):** Started at SS and played all 72 snaps, joining S Ha Ha Clinton-Dix as the only defenders to do so for the Packers...Was tied for the team lead with nine tackles (all solo)...Early in the fourth quarter, lined up on the right side of the line and made an inside move to beat LT Kelvin Beachum on his way to bringing down QB Blake Bortles for an 8-yard sack...Was one of a host of defenders to bring down WR Allen Hurns for a 1-yard loss on fourth-and-1 with 23 seconds remaining to secure the 27-23 victory for Green Bay.

►**At Minnesota (Sept. 18):** Started at SS and played 45 of 58 snaps, missing some time in the second half due to injury...Registered a solo tackle, bringing down RB Matt Asiata for a 1-yard loss on a fourth-quarter run...Added a pass defended, breaking up a QB Sam Bradford pass intended for TE Kyle Rudolph in the first quarter.

►**Vs. Detroit (Sept. 25):** Was inactive due to a groin injury.

### **6 Joe Callahan, QB, Rookie, Wesley**

• Was one of five rookie free agents to make Green Bay's Week 1 roster.

• As a senior in 2015, he threw for 5,063 yards and 55 TDs on 346-for-496 passing (69.8 percent), becoming the first NCAA Division III quarterback ever to throw for 5,000 yards in a season.

• For his career at Wesley, completed 918 of 1,429 pass attempts (64.2 percent) for 12,878 yards, 130 touchdowns and 38 interceptions

**2016 SEASON:** Has been inactive for all three games as the third QB.

### **97 Kenny Clark, DT, Rookie, UCLA**

• Earned third-team All-America honors from *The Associated Press* and first-team All-Pacific-12 recognition from the coaches and media as a junior in 2015.

• Was a team co-captain in '15 and recorded career highs in tackles (75), tackles for a loss (11) and sacks (six). Also ranked third on the team with five pass breakups.

• Was named to the watch lists for the Bednarik Award, Nagurski Trophy, Outland Trophy and Lombardi Award in '15.

**2016 SEASON:** Has played in all three games with one start and has registered nine tackles (three solo) and a pass defended...Leads the defensive line in tackles...Part of a run defense that ranks No. 1 in the league through Week 3 in yards allowed per game (42.7), yards allowed per carry (1.80 avg.) and runs of 10-plus yards allowed (one).

►**At Jacksonville (Sept. 11):** Appeared on nine plays on defense and five on special teams in his NFL debut, posting an assisted tackle on defense...Became the youngest player to appear in a season opener for the Packers since Arnie Herber (20 years old) in 1930.

►**At Minnesota (Sept. 18):** Played 38 snaps and was part of a line that helped limit RB Adrian Peterson to just 19 yards on 12 carries (1.6 avg.),

tied for the fourth-lowest yardage total of Peterson's career, with a long of 5 yards...Posted his first career pass defended, getting his right hand up to knock down a QB Sam Bradford pass at the line in the fourth quarter.

►**Vs. Detroit (Sept. 25):** Started his first career game, opening in place of an injured DT Letroy Guion, and played a career-high 42 snaps...Registered a career-best five tackles (three solo) and helped limit the Lions to just 50 yards rushing on 23 carries (2.2 avg.) with a long run of 9 yards.

### **21 Ha Ha Clinton-Dix, S, 3rd Year, Alabama**

• Set career highs with 16 starts, two interceptions and a team-leading 117 tackles (97 solo) in 2015. Also recorded a career-best three sacks, the most by a Green Bay safety in a season since Mark Roman had 3½ in 2004.

• Played in all 16 games in 2014, starting the final 10 (nine at FS, one at SS), the most starts by a Green Bay rookie safety since Nick Collins opened all 16 in 2005.

• Ranked No. 2 on the team in tackles with 95 (73 solo) and was named to the PFWA's All-Rookie team.

**2016 SEASON:** Has started all three games at FS and has posted 16 tackles (13 solo), a forced fumble and a pass defended.

►**At Jacksonville (Sept. 11):** Started at FS and played all 72 snaps, joining fellow S Morgan Burnett as the only Green Bay defenders to do so...Registered five tackles (four solo), a forced fumble and a pass defended...Drilled WR Allen Robinson near the 5-yard line with just over six minutes remaining in the game to break up a deep pass from QB Blake Bortles...Late in the fourth quarter, delivered a big hit on Robinson on a catch over the middle that forced the ball to pop out, but Robinson recovered the fumble.

►**At Minnesota (Sept. 18):** Started at FS and played all 58 snaps, one of two Green Bay defenders to do so (CB Damarious Randall)...Registered five tackles (three solo).

►**Vs. Detroit (Sept. 25):** Started at FS and appeared on all 68 defensive plays, the only Green Bay player to do so...Posted six tackles (all solo).

### **18 Randall Cobb, WR, 6th Year, Kentucky**

• Caught 75-plus passes in three of the past four seasons (2012, 2014-15), tied for No. 2 in the league over that span.

• Started all 16 games in 2014 and posted career highs in catches (91), receiving yards (1,287) and receiving TDs (12) on the way to earning his first career Pro Bowl selection (injury replacement for WR Dez Bryant).

• Became just the fifth player in franchise history to register 90-plus receptions in a season, joining WRs Sterling Sharpe, Robert Brooks, Donald Driver and Jordy Nelson.

• Set a franchise single-season record with a league-high 2,342 combined net yards in 2012, topping the previous team mark of 2,250 yards by RB Ahman Green in 2003.

• With 954 receiving yards and 964 kickoff return yards in 2012, became the first player in NFL history to post 900-plus yards in each category in the same season.

**2016 SEASON:** Has started all three games and has 12 catches for 132 yards (11.0 avg.)...Also has rushed for 12 yards on four carries (3.0 avg.).

►**At Jacksonville (Sept. 11):** Was tied for the team lead with six receptions for a team-best 57 yards (9.5 avg.)...Early in the third quarter, found an opening in the middle of the field to catch a team-long 32-yard pass from QB Aaron Rodgers, juggling the ball but securing it as he went to the ground at the Jacksonville 31.

►**At Minnesota (Sept. 18):** Caught five passes (tied for the team lead) for 42 yards (8.4 avg.)...Had a critical forced fumble/recovery on Green Bay's opening possession...After WR Davante Adams fumbled the ball after making a catch at the Green Bay 13, Vikings S Andrew Sendejo recovered and returned it to the Green Bay 10, only to have Cobb rip the ball out from him as the Packers took possession again at the 10-yard line.

►**Vs. Detroit (Sept. 25):** Started and played 42 snaps, hauling in a 33-yard pass on Green Bay's opening drive...Came from the slot and got past CB Quandre Diggs to find an opening in the Lions defense, catching the pass from Rodgers and taking it down the sideline to the Detroit 17.

### **89 Jared Cook, TE, 8th Year, South Carolina**

- Signed with the Packers as a free agent in March 2016 after spending three seasons with the St. Louis Rams (2013-15) and four with the Tennessee Titans (2009-12).
- Posted at least 35 receptions each season from 2011-15, one of only five active tight ends in the NFL to do so (Antonio Gates, Jimmy Graham, Rob Gronkowski, Greg Olsen).
- Ranks No. 3 among NFL tight ends with a 13.0-yard receiving average since 2011, trailing only Gronkowski (14.8 avg.) and Brent Celek (13.1 avg.) over that span.
- Has made 32 catches of 25-plus yards since '11, good for No. 4 in the league among TEs over that time period.

**2016 SEASON:** Has played in all three games with two starts and has caught six passes for 53 yards (8.8 avg.).

►**At Jacksonville (Sept. 11):** Started in his Green Bay debut, seeing action on 33 plays with one catch for 7 yards...Drew a critical 30-yard pass-interference penalty on S Johnathan Cyprien late in the first half that helped set up QB Aaron Rodgers' 29-yard TD pass to WR Davante Adams.

►**At Minnesota (Sept. 18):** Started and played 46 snaps, finishing with four catches for 31 yards (7.8 avg.)...Recovered an Aaron Rodgers fumble midway through the third quarter on a scramble, retaining possession for Green Bay at Minnesota's 22-yard line.

►**Vs. Detroit (Sept. 25):** Caught a 15-yard pass on Green Bay's opening drive, converting a third-and-5 on a slant to the Green Bay 45 after being split out wide to the right against S Tavon Wilson...Was limited to just 14 snaps on the day after he sustained an ankle injury in the second quarter and did not return.

### **2 Mason Crosby, K, 10th Year, Colorado**

- With 1,166 career points, ranks No. 1 on the all-time franchise scoring list, having surpassed K Ryan Longwell (1,054) last season vs. Seattle in Week 2.
- Ranks No. 2 in NFL history for the most points by a player in his first nine seasons (1,145, 2007-15), trailing only Patriots K Stephen Gostkowski (1,179, 2006-2014).
- Is one of only three players in league history to register three or more 140-point seasons (Gostkowski, David Akers).
- Has registered a franchise-record nine consecutive 100-point seasons, the longest active streak in the NFL.
- Has kicked the seven longest field goals in franchise history (58-yarder in 2011, two 57-yarders in 2013, 56-yarders in 2010, 2011 and 2015, 55-yarder in 2014).

**2016 SEASON:** Has played in all three games and has scored 21 points, connecting on all four of his field-goal attempts and all five extra points...Has eight touchbacks on 16 kickoffs (50.0 percent).

►**At Jacksonville (Sept. 11):** Connected on both of his field-goal attempts (25, 20 yards) and all three extra points...Registered four touchbacks on six kickoffs.

►**At Minnesota (Sept. 18):** Did not have any field-goal attempts, but made both of his extra points...Posted one touchback on three kickoffs.

►**Vs. Detroit (Sept. 25):** Made both of his field-goal attempts (36, 46) and all four extra points for a season-best 10 points on the afternoon...Registered three touchbacks on his seven kickoffs.

### **76 Mike Daniels, DT, 5th Year, Iowa**

- Named an alternate for the Pro Bowl for the first time in his career in 2015 after starting all 16 games and leading the defensive line with 66 tackles (40 solo), four sacks, an interception, a forced fumble and two passes defensed. Finished No. 3 on the team in QB hits (12) and No. 2 in pressures (22).
- Started all 16 games for the first time in his career in 2014 and registered a career-high 69 tackles. Led the team in both QB hits (19) and pressures (22).
- Emerged as a force in his second season in 2013, tying for sixth in the NFL among DTs with 6½ sacks, the most in a season by a Green Bay defensive lineman since NT B.J. Raji posted the same total in 2010.

**2016 SEASON:** Has started all three games and has registered seven tackles (five solo), a sack, seven QB hits (tied for the team lead) and two

pressures...Part of a run defense that ranks No. 1 in the league through Week 4 in yards allowed per game (42.7), yards allowed per carry (1.80 avg.) and runs of 10-plus yards allowed (one).

►**At Jacksonville (Sept. 11):** Started and played 43 snaps, posting two tackles (one solo), a QB pressure and a QB hit...Early in the second quarter, brought down RB T.J. Yeldon for a 2-yard loss on a run up the middle...Helped limit the Jaguars to just 48 yards rushing on 26 carries (1.8 avg.), the first time they had rushed for 48 or fewer yards on 25-plus attempts since Nov. 14, 1999 (vs. Baltimore, 47 yards on 26 attempts).

►**At Minnesota (Sept. 18):** Started and appeared on 42 of 58 plays, finishing with five tackles (four solo), a sack and four QB hits...In the first quarter, walked back G Brandon Fusco to bring down QB Sam Bradford for a 9-yard sack...Later in the first quarter, stopped RB Adrian Peterson for a 1-yard loss on a run up the middle...Helped limit Peterson to just 19 yards on 12 carries (1.6 avg.), tied for the fourth-lowest yardage total of Peterson's career, with a long of 5 yards.

►**Vs. Detroit (Sept. 25):** Started and played 46 snaps, helping to limit the Lions to just 50 yards rushing on 23 carries (2.2 avg.), bringing Green Bay's three-game total to just 128 rushing yards allowed, the fewest allowed by the Packers in the first three games of a season since individual stats began to be recorded in 1933...Posted a solo tackle, when he drove back G Larry Warford and stopped RB Dwayne Washington for a 1-yard loss on a third-and-goal from the 1 early in the third quarter...Led the team with two QB hits.

### **11 Trevor Davis, WR, Rookie, California**

- In two seasons at Cal, totaled 2,300 all-purpose yards, registering 1,071 yards receiving and seven touchdown catches on 64 receptions (16.7 avg.), 1,110 yards and two touchdowns on 45 kick returns (24.7 avg.), and 115 yards on 14 punt returns (8.2 avg.).
- In 2015, set career highs in games played (13), starts (nine), all-purpose yards (team-high 1,407), kickoff returns (32), kickoff-return yards (team-best 686), receptions (40), receiving yards (672) and yards per reception (16.8 avg., No. 2 on the team).
- As a junior, earned first-team All-Pacific-12 honors at kick returner from *Phil Steele's College Football* after ranking No. 2 nationally and leading the Pac-12 by averaging 32.6 yards per kickoff return, a school record.

**2016 SEASON:** Has played in two games, seeing time on offense and special teams...Has one punt return for 1 yard (1.0 avg.) with two fair catches.

►**At Jacksonville (Sept. 11):** Inactive (shoulder).

►**At Minnesota (Sept. 18):** Made his NFL debut, seeing limited action on offense and special teams...Played five snaps on offense and handled punt-return duties late in the game (one fair catch, no returns).

►**Vs. Detroit (Sept. 25):** Played 12 snaps on offense and nine on special teams, returning one punt for 1 yard and drawing a 66-yard pass-interference penalty early in the second quarter...Got past CB Nevin Lawson deep down the middle of the field before being tripped up by him inside the 5-yard line as QB Aaron Rodgers rolled to his left and threw the deep pass to him...The penalty gave Green Bay the ball at the Detroit 2, and Rodgers found TE Richard Rodgers on the next play for a 2-yard TD pass.

### **91 Jayrone Elliott, LB, 3rd Year, Toledo**

- Set career highs in games played (14), tackles (17), solo tackles (14), interceptions (one), passes defensed (two), forced fumbles (one) and sacks (three) in 2015. Ranked No. 3 on the team with a career-best 11 special teams tackles.
- After making the 53-man roster, played in 13 regular-season games and both postseason contests as a rookie in 2014, contributing primarily on special teams.
- Finished the season with 15 special teams tackles in '14, No. 1 among Packers rookies and No. 2 on the team behind S Sean Richardson (17).

**2016 SEASON:** Has played in one game and has posted two tackles (both solo) and a QB pressure...Is tied for No. 2 on the team with two tackles on special teams...Was sidelined for Weeks 1-2 due to a hamstring injury.

►**At Jacksonville (Sept. 11):** Inactive (hamstring).

►**At Minnesota (Sept. 18):** Inactive (hamstring).



►**Vs. Detroit (Sept. 25):** Played 28 snaps on defense and 14 on special teams in his season debut...Brought down WR Golden Tate for an 8-yard loss on an end-around midway through the second quarter, avoiding a block attempt from FB Michael Burton to tackle Tate in the backfield... Finished with two tackles (both solo) and a QB pressure and added two tackles on special teams, which was tied for the team lead.

### **25 Marwin Evans, S, Rookie, Utah State**

- Was one of five rookie free agents to make Green Bay's Week 1 roster.
- Started 13 of 27 games played at Utah State, totaling 83 tackles (36 solo), including 10 for a loss, two sacks, an interception for a 90-yard touchdown return, five pass breakups and three forced fumbles.

- Started all 13 games played as a senior in 2015, recording career highs in tackles (73), solo tackles (33), tackles for a loss (10), sacks (two), interceptions (one), pass breakups (five) and forced fumbles (two).

**2016 SEASON:** Has played in all three games on special teams and leads the team with three tackles.

►**At Jacksonville (Sept. 11):** Played six snaps on special teams in his NFL debut.

►**At Minnesota (Sept. 18):** Appeared on three plays on special teams...Made his first career tackle on special teams, bringing down WR Cordarrelle Patterson at the Minnesota 23 on a first-quarter kickoff return.

►**Vs. Detroit (Sept. 25):** Played 10 snaps on special teams and was tied for the team lead with a career-high two tackles.

### **51 Kyler Fackrell, LB, Rookie, Utah State**

- Was named first-team All-Mountain West as a senior in 2015 after ranking first in the nation with five fumble recoveries and posting a school-record 12 QB hurries.

- Ranked second on the Aggies with 82 tackles in '15, including a team-high 15 tackles for a loss, along with four sacks and two forced fumbles.

- Became one of just 15 players in school history to earn first-team or second-team all-conference recognition three times during his career (2012-13, 2015).

**2016 SEASON:** Has played in all three games, seeing time on defense and special teams...Has recorded two tackles (both solo), a sack and a QB pressure...Is also tied for No. 2 on the team with two tackles on special teams.

►**At Jacksonville (Sept. 11):** Played 18 snaps on special teams, which was tied for the team high, and seven on defense in his NFL debut... Posted a tackle on special teams, bringing down RB Corey Grant at the Jacksonville 18 on the opening kickoff of the game.

►**At Minnesota (Sept. 18):** Appeared on seven defensive plays and 19 on special teams...Posted a solo tackle and a QB pressure.

►**Vs. Detroit (Sept. 25):** Saw increased action with LB Clay Matthews (foot/hamstring) and DE/LB Datone Jones (knee) sidelined, appearing on a career-high 37 plays on defense...Posted his first career sack, beating LT Taylor Decker in the fourth quarter to wrap up QB Matthew Stafford for a 9-yard loss...Also played 22 snaps on special teams and made a tackle.

### **61 Brett Goode, LS, 9th Year, Arkansas**

- Has appeared in 130 regular-season games and 11 playoff contests since joining the club in 2008, having recorded 12 coverage tackles and a fumble recovery in his eight-plus seasons, including a career-best five tackles in 2010.

- Has snapped for all seven of the longest field goals in franchise history (all by K Mason Crosby).

**2016 SEASON:** Has handled all snapping duties in the first three games.

►**At Jacksonville (Sept. 11):** Handled snapping duties for all punts and placements.

►**At Minnesota (Sept. 18):** Snapped for P Jake Schum's five punts and K Mason Crosby's two extra points.

►**Vs. Detroit (Sept. 25):** Handled snapping duties for Crosby's two FGs and four extra points and Schum's two punts.

### **98 Letroy Guion, DT, 9th Year, Florida State**

- Saw action in 13 games with four starts (three at DE, one at NT) in 2015 and also appeared in both postseason contests.

- Finished No. 2 on the defensive line in tackles (41) behind DT Mike Daniels (66) and registered multiple tackles in 10 of 13 regular-season games played, as well as both playoff games.

- Started all 16 games for the first time in his career in his first season in Green Bay in 2014.

- Registered a career-high 62 tackles (31 solo), a career-best 3½ sacks, a forced fumble, a pass defended, 10 QB hits and 13 pressures in '14. Ranked second on the defensive line in tackles behind only Daniels (69).

**2016 SEASON:** Has started both games he has played in and has registered six tackles (four solo)...Was sidelined in Week 3 (knee)...Part of a run defense that ranks No. 1 in the league through Week 4 in yards allowed per game (42.7), yards allowed per carry (1.80 avg.) and runs of 10-plus yards allowed (one).

►**At Jacksonville (Sept. 11):** Started at NT and played 39 snaps, recording four tackles (two solo), including two tackles for a loss...Brought down RB T.J. Yeldon for a 2-yard loss on a first-quarter run and then stopped him again for a 2-yard loss on a run on the same drive...Helped limit the Jaguars to just 48 yards rushing on 26 carries (1.8 avg.), the first time they had rushed for 48 or fewer yards on 25-plus attempts since Nov. 14, 1999 (vs. Baltimore, 47 yards on 26 attempts).

►**At Minnesota (Sept. 18):** Started at NT, but was limited to just eight snaps of action after injuring his knee in the second quarter...Finished with two tackles (both solo), including one where he blew past C Joe Berger to bring down RB Adrian Peterson for a 4-yard loss on a run early in the second quarter.

►**Vs. Detroit (Sept. 25):** Inactive (knee), his first game missed due to injury as a member of the Packers.

### **36 LaDarius Gunter, CB, 2nd Year, Miami**

- One of two rookie free agents to make Green Bay's opening-day roster in 2015.

- Saw action in eight games as a rookie, recording two tackles on special teams.

- Appeared in one postseason contest, playing 31 snaps on defense and 13 on special teams due to an injury to CB Quinten Rollins.

**2016 SEASON:** Has played in all three games with two starts and has posted seven tackles (six solo) and a forced fumble.

►**At Jacksonville (Sept. 11):** Played 24 snaps on defense, registering two tackles (one solo).

►**At Minnesota (Sept. 18):** Made his first NFL start, opening at RCB in place of an injured Sam Shields (concussion)...Played 35 snaps and posted a career-high five tackles (all solo) and a forced fumble...The forced fumble came early in the second quarter when he punched the ball out from WR Adam Thielen after he made a catch over the middle on third down, a fumble that Thielen recovered.

►**Vs. Detroit (Sept. 25):** Started for the second straight week at RCB in place of an injured Shields, appearing on 63 of 68 defensive plays and recording three tackles (all solo) and a pass defended...Came up to drill RB Theo Riddick on a first-quarter screen pass for a loss of 3 yards...Broke up a deep pass from QB Matthew Stafford to WR Marvin Jones in the second quarter, nearly making a leaping interception in the end zone.

### **28 Josh Hawkins, CB, Rookie, East Carolina**

- Was one of five rookie free agents to make Green Bay's opening-day roster.

- Started 28 of 50 career games played at East Carolina, totaling 139 tackles (88 solo), including 3½ for a loss, a forced fumble, nine interceptions and 22 pass breakups.

- Opened 10 of 12 games played as a senior in 2015, logging 42 tackles (27 solo), two interceptions for 100 return yards, and four pass breakups.

**2016 SEASON:** Has played in one game and has posted a pass defended...Was sidelined for Weeks 1-2 due to a hamstring injury.

►**At Jacksonville (Sept. 11):** Inactive (hamstring).

►**At Minnesota (Sept. 18):** Inactive (hamstring).



►**Vs. Detroit (Sept. 25):** Made his NFL debut, appearing on seven plays on defense and six on special teams...Had a pass defended midway through the second quarter, coming back on the ball and diving over WR Golden Tate as he knocked down QB Matthew Stafford's pass.

### **7 Brett Hundley, QB, 2nd Year, UCLA**

- Served as the No. 3 QB behind Aaron Rodgers and Scott Tolzien in 2015 and was inactive for all 16 regular-season games and both playoff contests.

- Led the NFL with 630 passing yards in the 2015 preseason, completing 45 of 65 passes (69.2 percent) for seven TDs with one INT for a 129.6 passer rating (No. 3 in the NFL).

- Registered a 142.4 passer rating in the preseason finale vs. New Orleans (Sept. 3), connecting on 16 of 23 passes for 236 yards and four TDs with no INTs.

**2016 SEASON:** Has served as the No. 2 QB in all three games, but has not seen any action.

### **33 Micah Hyde, DB, 4th Year, Iowa**

- Started 23 games in his first three seasons, opening 11 contests at nickel back, seven at free safety and five at strong safety.

- Only defensive back in franchise history (since 1982) to register a sack in each of his first three seasons in the NFL.

- Is tied for No. 1 on the Packers (Sam Shields) with five interceptions over since 2014, including a career-best three in 2015.

- Is tied for No. 1 in franchise history (Desmond Howard, Will Blackmon) with three career punt returns for TDs.

**2016 SEASON:** Has played in all three games with one start and has posted 14 tackles (12 solo), a pass defended and a QB hit...Has four fair catches but no returns as the primary punt returner.

►**At Jacksonville (Sept. 11):** Played 32 snaps on defense and registered a solo tackle...Had a key fumble recovery on LB Joe Thomas' interception early in the first quarter, recovering the fumble at the Jacksonville 29 to retain possession and help set up the Green Bay offense for its first score...Was one of a host of defenders to bring down WR Allen Hurns for a 1-yard loss on fourth-and-1 with 23 seconds remaining to secure the 27-23 victory for Green Bay...Added a tackle on special teams and served as the punt returner, but did not have any returns.

►**At Minnesota (Sept. 18):** Played 34 snaps on defense and posted three tackles (one solo)...Also served as the primary punt returner, but did not have any returns (four fair catches).

►**Vs. Detroit (Sept. 25):** Started at SS in place of an injured Morgan Burnett (groin), appearing on 67 of 68 defensive plays...Led the team with a career-high 10 tackles (all solo), adding a pass defended and a QB hit.

### **83 Jeff Janis, WR, 3rd Year, Saginaw Valley State**

- Played in all 16 games last season, ranking No. 2 on the team with 15 tackles on special teams and posting a 29.0-yard average on 14 kickoff returns, including three of 45-plus yards.

- Registered seven catches for 145 yards (20.7 avg.) and two TDs in an NFC Divisional playoff contest at Arizona last season, becoming the first player in franchise history to record seven-plus receptions, 140-plus receiving yards and two-plus TD catches in a postseason game.

- Appeared in three contests as a rookie in 2014, posting two receptions for 16 yards (8.0 avg.).

**2016 SEASON:** Has played in all three games, but has been limited to action primarily on special teams because of an injured hand...Has registered a tackle on special teams.

►**At Jacksonville (Sept. 11):** Playing with a club on his injured hand, appeared on 12 plays on special teams.

►**At Minnesota (Sept. 18):** Played 15 snaps on special teams.

►**Vs. Detroit (Sept. 25):** Appeared on 11 plays on special teams and saw his first offensive action of the season, playing the final three snaps of the game as QB Aaron Rodgers took a knee to run out the clock...Made a tackle on special teams.

### **95 Datone Jones, DE/LB, 4th Year, UCLA**

- Ranks No. 2 among Packers defensive linemen with eight sacks since 2013 (Mike Daniels, 17).

- Finished second on the team with 13 QB hits in 2015.

- Played in 13 games with three starts and appeared in both playoff contests in 2014. Ranked No. 4 on the team in pressures (15) and tied for No. 5 in QB hits (eight) during the regular season.

**2016 SEASON:** Has played in two games and has registered three tackles (two solo), a QB hit and a pressure.

►**At Jacksonville (Sept. 11):** Played 40 snaps on defense and recorded a QB pressure and a QB hit...Helped limit the Jaguars to just 48 yards rushing on 26 carries (1.8 avg.), the first time they had rushed for 48 or fewer yards on 25-plus attempts since Nov. 14, 1999 (vs. Baltimore, 47 yards on 26 attempts).

►**At Minnesota (Sept. 18):** Appeared on 34 defensive plays and posted three tackles (two solo)...Stopped WR Cordarrelle Patterson for a 4-yard loss on an end-around early in the fourth quarter.

►**Vs. Detroit (Sept. 25):** Inactive (knee).

### **27 Eddie Lacy, RB, 4th Year, Alabama**

- Ranks No. 5 in the league in rushing yards (3,289) and tied for No. 4 in rushing TDs (23) since 2013.

- With 3,075 rushing yards from 2013-15, joined RB John Brockington (3,276, 1971-73) as the only two players in franchise history to rush for 3,000-plus yards in their first three seasons in the NFL.

- Is one of only two NFL players (Bills RB LeSean McCoy) to have three or more 100-yard rushing games each season from 2013-15.

- With 1,178 rushing yards in 2013 and 1,139 in 2014, became just the fifth player in franchise history to register back-to-back 1,000-yard rushing seasons.

**2016 SEASON:** Has started both games and has posted a team-high 214 rushing yards on 43 carries (5.0 avg.)...Among players with 30-plus carries on the season, ranks No. 5 in the NFL in yards per carry...Also has two receptions for 19 yards (9.5 avg.).

►**At Jacksonville (Sept. 11):** Led the team with 61 rushing yards on 14 attempts (4.4 avg.), highlighted by a 28-yard run late in the third quarter...Took the handoff to the right side, first cutting left before cutting right at the second level as he made S Tashaun Gipson miss as he took the ball to the Jacksonville 17, a run that would help set up K Mason Crosby's 20-yard FG...Added a 17-yard catch on a screen pass in the second quarter, bouncing off a tackle attempt by S Johnathan Cyprien and then diving over Gipson at the end of the play.

►**At Minnesota (Sept. 18):** Posted a team-high 50 yards rushing on 12 carries (4.2 avg.)...Had two runs of 10-plus yards, a 13-yarder up the middle in the fourth quarter and a 12-yard gain off the left end in the third quarter.

►**Vs. Detroit (Sept. 25):** Led the team with 103 rushing yards on just 17 carries (6.1 avg.), the 11th 100-yard rushing game of his career as he moved past RB Dorsey Levens (10) for sole possession of the No. 5 spot in team history...Rushed for a season-high five first downs, highlighted by a 25-yard run in the second quarter that he took up the middle and then bounced out down the right sideline for the big gain.

### **70 T.J. Lang, G, 8th Year, Eastern Michigan**

- Has started 81 games over the past five-plus seasons (2011-16), the most by any Green Bay player on the offensive side of the ball over that span.

- Opened all 15 contests he played in at RG in 2015 and was named a Pro Bowl alternate for the second straight season.

- Has started 84 games during his career, opening contests at four different positions (50 at RG, 27 at LG, five at RT, two at LT).

**2016 SEASON:** Has started all three games at RG.

►**At Jacksonville (Sept. 11):** Started at RG and played all 64 snaps...Helped protect QB Aaron Rodgers as he was sacked just one time on the afternoon and as he threw for 199 yards and two TDs on 20-of-34 passing with a rushing TD.

►**At Minnesota (Sept. 18):** Started at RG and played 70 of 71 snaps, coming off the field for one play in the third quarter when his shoe fell off.

►**Vs. Detroit (Sept. 25):** Started at RG and played all 54 snaps, helping to clear the way for RB Eddie Lacy's season-high 103 yards rushing on just 17 carries (6.1 avg.)...Also protected Rodgers as he threw a season-high four TD passes, with all of them coming in the first half.

#### **94 Dean Lowry, DE, Rookie, Northwestern**

• Earned second-team All-Big Ten honors as a senior in 2015 after posting 46 tackles (27 solo), including 13½ tackles for a loss (second on the team), three sacks, an interception, a fumble recovery and seven passes defended.

• Set a school single-game record and tied the sixth-best mark in conference history with six tackles for a loss in Northwestern's win at Nebraska in 2015.

• Was an honorable mention All-Big Ten choice as a junior in 2014 after recording 41 tackles (25 solo), including eight tackles for a loss, four sacks, a forced fumble and eight passes defended.

**2016 SEASON:** Has played in all three games, seeing limited action on defense and special teams...Has registered two tackles (both solo) on defense.

►**At Jacksonville (Sept. 11):** Appeared on seven defensive plays in his NFL debut.

►**At Minnesota (Sept. 18):** Appeared on six plays on defense.

►**Vs. Detroit (Sept. 25):** Played 11 snaps on defense and six on special teams...Shed a block from LT Taylor Decker to stop RB Theo Riddick for a 1-yard loss on a second-quarter run...Finished with two tackles (both solo).

#### **50 Blake Martinez, LB, Rookie, Stanford**

• Finished his collegiate career with 257 tackles (137 solo), 13½ tackles for a loss, 6½ sacks, five interceptions and five forced fumbles in 51 games played. Led the team in tackles as a junior (102) and senior (141).

• Led the Pacific-12 and ranked seventh nationally with 141 tackles (75 solo) as a senior, averaging a conference-best 10.1 tackles per game. Recorded 84 more tackles than the No. 2 tackler on the team.

• In 2015, was named third-team All-America by *The Associated Press*, second-team All-America by *USA Today* and *Phil Steele's College Football*, and first-team All-Pac-12 by *AP* and *Phil Steele's College Football*.

**2016 SEASON:** Has started all three games at ILB and ranks No. 2 on the team with 20 tackles (15 solo) and a pass defended...Part of a run defense that ranks No. 1 in the league through Week 4 in yards allowed per game (42.7), yards allowed per carry (1.80 avg.) and runs of 10-plus yards allowed (one)...Is tied for No. 2 on the team with two tackles on special teams.

►**At Jacksonville (Sept. 11):** Started and played 47 snaps, becoming the first Green Bay rookie to start on defense in Week 1 since LB Nick Perry in 2012...Was tied for the team lead with nine tackles (five solo) and added a tackle on special teams...Helped limit the Jaguars to just 48 yards rushing on 26 carries (1.8 avg.), the first time they had rushed for 48 or fewer yards on 25-plus attempts since Nov. 14, 1999 (vs. Baltimore, 47 yards on 26 attempts).

►**At Minnesota (Sept. 18):** Started and played 41 snaps, recording six tackles (five solo) and a pass defended...Tackled RB Matt Asiata for a 2-yard loss on a run late in the fourth quarter...Helped limit RB Adrian Peterson to just 19 yards on 12 carries (1.6 avg.), tied for the fourth-lowest yardage total of Peterson's career, with a long of 5 yards.

►**Vs. Detroit (Sept. 25):** Started and played 30 snaps, leaving the game for a stretch after a cut on his face opened up again...Registered five tackles (all solo) and helped limit the Lions to just 50 yards rushing on 23 carries (2.2 avg.), bringing Green Bay's three-game total to just 128 rushing yards allowed, the fewest allowed by the Packers in the first three games of a season since individual stats began to be recorded in 1933...Added a tackle on special teams.

#### **52 Clay Matthews, LB, 8th Year, Southern California**

• Ranks No. 2 in franchise history with 69.5 career sacks, trailing only DE Kabeer Gbaja-Biamila (74.5).

• Has earned six Pro Bowl selections in his seven-year career, two more than any Packers linebacker and tied with DE Reggie White for the second-most selections by a defensive player in team history, trailing only S Willie Wood (eight).

• Became the first player in franchise history to earn Pro Bowl recognition in each of his first four seasons in the league (2009-12).

• Is tied for No. 1 in franchise history (since 1982) with four 10-sack seasons (White and Gbaja-Biamila).

**2016 SEASON:** Has played in two games with two starts and ranks No. 2 on the team with two sacks...Has registered seven tackles (six solo), four QB hits and four pressures.

►**At Jacksonville (Sept. 11):** Started at LOLB and played 53 snaps, finishing with four tackles (three solo), a sack, a QB pressure and a QB hit...Came from the right side to beat LT Kelvin Beachum for a 10-yard sack of QB Blake Bortles on third-and-2 midway through the first quarter...The sack gave him 68.5 for his career as he moved into a tie with White for No. 2 on the all-time franchise list (since 1982)...Added a tackle for a loss later in the first quarter, powering his way into the backfield to bring down RB T.J. Yeldon for a 7-yard loss.

►**At Minnesota (Sept. 18):** Started at ROLB and played 38 snaps, finishing with three tackles (all solo) a sack, three QB pressures and two QB hits...On a third-and-2 early in the third quarter, fought off a block from T Matt Kalil to sack QB Sam Bradford for a 7-yard loss and force a Minnesota punt.

►**Vs. Detroit (Sept. 25):** Inactive (ankle/hamstring), snapping a streak of 34 straight games played in the regular season.

#### **88 Ty Montgomery, WR, 2nd Year, Stanford**

• Played in six games with three starts as a rookie in 2015 before an ankle injury that he sustained in Week 6 vs. San Diego would sideline him for the remainder of the season.

• Caught 15 passes for 136 yards (9.1 avg.) and two TDs and posted a 31.1-yard average on seven kickoff returns last season.

• Finished his career at Stanford as the school's all-time leader in kickoff return yards with 2,493, besting Chris Owusu's mark of 2,132 yards from 2008-11.

**2016 SEASON:** Has played in all three games, seeing time on offense and special teams...Has returned three kickoffs for 59 yards (19.7 avg.) and has posted a tackle on special teams.

►**At Jacksonville (Sept. 11):** Played 11 snaps on offense and 14 on special teams, returning one kickoff for 14 yards.

►**At Minnesota (Sept. 18):** Midway through the first quarter, partially blocked Jeff Locke's punt as the ball traveled just 3 yards to the Green Bay 46, giving the Packers their best field position of the evening to help set up their first score of the game (1-yard TD pass from QB Aaron Rodgers to WR Jordy Nelson)...Had one kickoff return for 21 yards.

►**Vs. Detroit (Sept. 25):** Had a 24-yard kickoff return and provided the offense with good field position because of his decision on another return late in the first quarter...With P Sam Martin's kickoff bouncing near the sideline inside the 5-yard line, got his feet out of bounds and extended his body to fall on the ball at the 3-yard line, giving the Packers possession at their 40-yard line since the ball is considered out of bounds according to the rule book...Added a tackle on special teams.

#### **68 Kyle Murphy, T, Rookie, Stanford**

• Played in 54 games with 34 starts in four years at Stanford. Named third-team All-America by *Phil Steele's College Football* as a senior after serving as a team captain and starting all 14 games at left tackle.

• Started all 13 games at right tackle as a junior and was selected second-team All-Pacific-12 by *Phil Steele's College Football*.

• Played in 14 games with two starts in 2012, joining G Joshua Garnett as the first true freshmen offensive linemen to start at Stanford since 2000.

**2016 SEASON:** Has been inactive for all three games (healthy scratch).

### **87 Jordy Nelson, WR, 9th Year, Kansas State**

- One of just two players in franchise history (WR Sterling Sharpe, 1989 and 1992) to register two seasons with 85-plus receptions and 1,300-plus receiving yards, having done it in 2011 and 2014.
- Eclipsed the 1,000-yard receiving mark three times over a four-year span (2011, 2013-14).
- Ranks No. 8 in franchise history in receptions (417), No. 9 in receiving yards (6,315) and tied for No. 5 in TD receptions (53).
- Set a single-season franchise record with 1,519 receiving yards in 2014, topping WR Robert Brooks' mark of 1,497 yards in 1995, on the way to being selected to his first career Pro Bowl and earning second-team All-Pro honors from *The Associated Press*.
- Ranked No. 4 in the NFL and No. 2 among wide receivers (Dez Bryant, 50) with 43 TD catches from 2011-14.

**2016 SEASON:** Has started all three games and leads the team in catches (17), receiving yards (206) and TD catches (four)...Is tied for No. 1 in the league in TD catches.

►**At Jacksonville (Sept. 11):** After missing the entire 2015 season due to a knee injury, returned to the starting lineup and played 54 snaps, tying for the team lead with six catches for 32 yards (5.3 avg.) and a TD...The TD catch was the 50th of his career and came with just over three minutes remaining in the first half to give the Packers a 14-10 lead as he found an opening in the middle of the end zone.

►**At Minnesota (Sept. 18):** Started and played 68 of 71 snaps, pacing the team with 73 yards receiving and a TD on five catches (14.6 avg.)... Caught a 1-yard TD pass from QB Aaron Rodgers in the first quarter, moving him into sole possession of the No. 6 spot in team history with 51 TD catches...It marked the third time in his career that he had caught at least one TD pass in both of the first two games (also 2011 and 2013)... Made a leaping 39-yard catch down to the Minnesota 4 early in the fourth quarter over CB Trae Waynes that helped set up Rodgers' 10-yard TD run three plays later...Also had a 21-yard grab in the second quarter, hauling in a quick pass over Waynes before taking it down the sideline to the Minnesota 48.

►**Vs. Detroit (Sept. 25):** Started and played 49 of 54 snaps, leading the team with six catches for 101 yards (16.8 avg.) and two TDs, with all of his receptions coming in the first half...It marked the third time in his career that he had posted 100-plus receiving yards in a first half (Weeks 10-11 in 2014)...Joined WR James Jones as the only Packers over the past 15 seasons (2002-16) to register at least one TD grab in each of the first three games of the season...On his first TD, an 8-yard grab late in the first quarter, came out of the slot and went to the middle of the end zone before moving to his right to find an opening for a scrambling Rodgers to get him the ball...Helped set up the score with a 49-yard catch, the longest reception by a Packer in the first three games, as he beat LB Thurston Armbrister over the middle to make a leaping grab in stride before taking it down the sideline to the Detroit 11...Late in the first half, beat CB Darius Slay down the right sideline to catch a perfectly thrown ball from Rodgers over his shoulder for the 17-yard score...His two TD catches gave him 53 for his career, moving him into a tie with WR Greg Jennings for the No. 5 spot in franchise history.

### **56 Julius Peppers, LB, 15th Year, North Carolina**

- Has been selected to the Pro Bowl nine times during his career, including last season (2004-06, 2008-12, 2015), and has been named first-team All-Pro by *The Associated Press* three times (2004, 2006, 2010). Was named to the NFL's All-Decade Team for the 2000s.
- Has played in 221 games with 217 starts as a pro, appearing in all 16 contests in 12 of his first 14 seasons in the NFL. Has missed just two games due to injury during his career.
- Only player in NFL history with 100-plus sacks (137.5) and 10-plus interceptions (11).
- Since entering the NFL in 2002, ranks No. 1 in the league in sacks (137.5) and No. 3 in forced fumbles (45). His career sack total is tied with Richard Dent and John Randle for No. 7 in NFL history (since 1982).

**2016 SEASON:** Has played in all three games with one start and ranks No. 3 on the team with 1.5 sacks...Has posted five tackles (three solo), four QB hits and three pressures.

►**At Jacksonville (Sept. 11):** Played 29 snaps and posted an assisted tackle.

►**At Minnesota (Sept. 18):** Led the team with 1.5 sacks, moving into a tie for No. 7 in NFL history with Dent and Randle (137.5 sacks)...Midway through the second quarter, fought off a block from T Andre Smith to bring down QB Sam Bradford for a 7-yard sack and force a three-and-out... Shared a 9-yard sack with LB Nick Perry on a third-and-11 in the fourth quarter, knocking back Smith on his way to the 9-yard sack of Bradford.

►**Vs. Detroit (Sept. 25):** Started at LOLB with LB Clay Matthews sidelined (ankle/hamstring) and appeared on 32 plays...Posted two tackles (one solo) and a QB pressure.

### **80 Justin Perillo, TE, 3rd Year, Maine**

• Played in a career-high nine games last season and made the first receptions of his career, finishing with 11 catches for 102 yards (9.3 avg.) and a TD.

• Started out the 2015 season on Green Bay's practice squad before being signed to the 53-man roster on Oct. 14, where he remained for the rest of the season.

• Appeared in two games as a rookie in 2014, starting out the season on the practice squad for the first nine contests before being signed to the active roster for the final seven games and both playoff contests.

**2016 SEASON:** Has played in all three games, seeing limited action on offense and special teams...Has one catch for 13 yards (13.0 avg.).

►**At Jacksonville (Sept. 11):** Appeared on six plays on special teams.

►**At Minnesota (Sept. 18):** Played three snaps on offense and four on special teams.

►**Vs. Detroit (Sept. 25):** Saw increased action on offense with TE Jared Cook departing the game in the second quarter (ankle)...Played 17 snaps and had a 13-yard reception, his first catch of the season.

### **53 Nick Perry, LB, 5th Year, Southern California**

• Tied the franchise record for sacks in a single postseason (LB Clay Matthews, 2010) with 3½ in the 2015 playoffs. His six career postseason sacks rank No. 3 in franchise history behind Matthews (10) and Reggie White (eight), and are the most in team history (since 1982) by a player in his first five games with Green Bay.

• Has posted at least one sack in four of his five career playoff games.

• Has registered a two-sack game in each of the last four seasons (2013-2016), the only player on the Packers to do so over that span.

**2016 SEASON:** Has started all three games and leads the team with 3.5 sacks...Ranks No. 3 on the defense with 17 tackles (12 solo), leads the team with eight QB pressures and is tied for the team lead with seven QB hits...Also has a pass defended...Part of a run defense that ranks No. 1 in the league through Week 4 in yards allowed per game (42.7), yards allowed per carry (1.80 avg.) and runs of 10-plus yards allowed (one).

►**At Jacksonville (Sept. 11):** Started at ROLB and played 52 snaps, finishing with three tackles (all solo), a sack, a team-high four QB pressures and a team-leading four QB hits...With the Packers leading 27-20 in the fourth quarter, brought down QB Blake Bortles for a 2-yard sack on third-and-11 with just over six minutes remaining to force the Jaguars to settle for a 50-yard FG from K Jason Myers...Dating back to the 2015 postseason, has posted 4½ sacks in the last three games...Added a tackle for a loss early in the fourth quarter, stopping RB T.J. Yeldon for a 2-yard loss on a run up the middle.

►**At Minnesota (Sept. 18):** Started at LOLB and appeared on 49 of 58 plays, recording five tackles (one solo), a half-sack, three pressures and two QB hits...Shared a 9-yard sack with LB Julius Peppers on a third-and-11 in the fourth quarter, knocking back T Matt Kalil on his way to the 9-yard sack of QB Sam Bradford.

►**Vs. Detroit (Sept. 25):** Started at ROLB and matched his career high with two sacks, the fourth straight season that he has posted a two-sack game (only Green Bay player to do so since 2013)...Both of his sacks came in the fourth quarter, the first on a third-and-6 at the Green Bay 24 when he beat LT Taylor Decker to bring down QB Matthew Stafford for an 8-yard loss as the Lions were forced to settle for a FG...Chased down Stafford on the next series for a zero-yard sack on a third-and-19 to force a Detroit punt...Brought down RB Theo Riddick for a 6-yard loss on a first-quarter



run...Two plays later, tackled Riddick again for a 3-yard loss on another run...Late in the first quarter, batted down a QB Matthew Stafford pass near the line of scrimmage...Finished with nine tackles (eight solo), matching his career high set vs. San Francisco (Sept. 9, 2012), and added a QB hit and a pressure.

### **96 Brian Price, DT, Rookie, Texas San Antonio**

- Signed with Green Bay as an undrafted free agent on May 6 and spent the first two games on the Packers' practice squad after being released in the final roster reduction.

- Played three seasons at Texas San Antonio, starting 13 of 31 games played and recording 81 tackles (28 solo), including six for a loss, three sacks and seven QB hits.

**2016 SEASON:** Has played in one game...Spent the first two games on Green Bay's practice squad before being signed to the 53-man roster on Sept. 22.

►**At Detroit (Sept. 25):** Made his NFL debut, playing 10 snaps on defense.

### **23 Damarious Randall, CB, 2nd Year, Arizona State**

- Played in 15 games with nine starts (six at LCB, two at RCB, one in the slot) in 2015 and tied for the team lead and No. 2 among NFL rookies with three interceptions, including one he returned for a TD. Finished with a team-best 16 passes defended.

- Named the NFL's Defensive Rookie of the Month for November 2015, joining CB Casey Hayward (October 2012) as the only Green Bay defensive backs to win the award.

- Earned first-team All-Pacific-12 honors at safety as a senior in 2014 after he led the Sun Devils in tackles (106) and passes defended (12) and tied for the team lead with three interceptions.

**2016 SEASON:** Has started all three games at LCB and has recorded 12 tackles (10 solo), an interception and three passes defended (tied for the team lead)...Is tied for No. 2 on the team with two tackles on special teams.

►**At Jacksonville (Sept. 11):** Started at LCB and posted eight tackles (six solo) and two passes defended (tied for the team lead)...Made the initial hit of WR Allen Hurns on fourth-and-1 with 23 seconds remaining as a group of Packers brought Hurns down for a 1-yard loss to secure the 27-23 victory for Green Bay...Added a tackle on special teams, running down RB Corey Grant at the Jacksonville 31 on a kickoff return early in the fourth quarter that could have gone for a bigger gain.

►**At Minnesota (Sept. 18):** Started at LCB and played all 58 snaps, joining S Ha Ha Clinton-Dix as the only Green Bay defensive players to do so...Posted five tackles on defense (three solo) and added a stop on special teams, wrapping up WR Cordarrelle Patterson at the Minnesota 44 on a fourth-quarter kickoff return.

►**Vs. Detroit (Sept. 25):** Started at LCB and played 57 of 68 snaps, missing some time due to illness...Early in the second quarter, perfectly timed it to get his hands in as TE Eric Ebron was attempting to make a catch at the Green Bay 31, ripping the ball out from Ebron and returning the interception 44 yards to the Detroit 25, a career-long INT return...Added two tackles (both solo).

### **99 Christian Ringo, DT, 1st Year, Louisiana-Lafayette**

- Originally drafted by the Packers as their second selection in the sixth round (210th overall) of the 2015 NFL Draft. Was on Green Bay's practice squad for the entire 2015 season.

- Started all 13 games as a senior in 2014, anchoring a defensive line that helped the Ragin' Cajuns lead the Sun Belt in rushing defense while ranking third in sacks.

- Was named the state's Defensive Player of the Year by the Louisiana Sports Writers Association after ranking seventh in the nation in tackles for loss (20) and 12th in the country in sacks (11½). His 11½ sacks tied the school single-season record and he also finished tied for No. 1 in school history with 21.0 career sacks.

**2016 SEASON:** Has played in all three games and has posted four tackles (one solo).

►**At Jacksonville (Sept. 11):** Played 12 snaps on defense in his NFL debut and posted a solo tackle, stopping RB T.J. Yeldon for a 1-yard loss

on a run up the middle in the second quarter.

►**At Minnesota (Sept. 18):** Appeared on six plays on defense.

►**Vs. Detroit (Sept. 25):** Saw his most significant action on defense to date with DT Letroy Guion (knee) sidelined, appearing on 24 snaps and posting a career-high three tackles (all assists)...Helped limit the Lions to just 50 yards rushing on 23 carries (2.2 avg.) with a long run of 9 yards.

### **22 Aaron Ripkowski, FB, 2nd Year, Oklahoma**

- Played in 15 games as a rookie last season, seeing action primarily on special teams, and posted nine tackles (tied for No. 4 on the team).

- Was tied with CB Damarious Randall (15) for the most games played by a Green Bay rookie in 2015.

- Began his career at Oklahoma as a walk-on and went on to play in 47 games with 17 starts in four seasons.

**2016 SEASON:** Has played in all three games with one start, seeing time primarily on special teams.

►**At Jacksonville (Sept. 11):** Played 18 snaps on special teams, tied for the team lead, and eight snaps on offense.

►**At Minnesota (Sept. 18):** Appeared on 19 plays on special teams and two on offense.

►**Vs. Detroit (Sept. 25):** Started his first career game and seemed to be in position for the most significant offensive action of his career, but was limited to just 11 snaps before departing in the second quarter due to a back injury...Was the lead blocker on RB Eddie Lacy's game-long 25-yard run in the second quarter, sealing LB Kyle Van Noy to create a running lane up the middle.

### **12 Aaron Rodgers, QB, 12th Year, California**

- Ranks No. 1 in NFL history (min. 1,500 attempts) in career passer rating (104.0), interception percentage (1.59) and TD/INT ratio (4.00, 264/66).

- Has posted five seasons (2009, 2011-12, 2014-15) with 500-plus passing attempts and eight or fewer INTs, the most in NFL history ahead of Patriots QB Tom Brady (three seasons) and five QBs (one season each).

- Was named the league's Most Valuable Player by *The Associated Press* in 2014 for the second time in his career (2011), becoming the eighth player in league history to win the honor multiple times.

- Is the only quarterback in league history to record a 100-plus passer rating in six consecutive seasons (2009-14), with no other QB doing so in more than four straight years.

- Is one of only eight quarterbacks in NFL annals with 30,000-plus passing yards and 2,000-plus rushing yards.

- In 122 career regular-season starts (82-40 record), has posted 43 games with 300-plus passing yards, 71 without an interception (min. 15 attempts) and 67 with a 100-plus passer rating.

- Has been selected to the Pro Bowl in five of the last seven seasons (2009, 2011-12, 2014-15).

**2016 SEASON:** Has completed 55 of 94 passes for 617 yards and seven TDs with one INT for a 98.6 passer rating...Is tied for No. 7 in the league in TD passes and ranks No. 3 in TD percentage (7.4)...Is tied for the lead among NFL quarterbacks with two rushing TDs and has 67 yards on 12 carries (5.6 avg.), good for No. 5 among QBs in rushing yards per game (22.3).

►**At Jacksonville (Sept. 11):** Threw for 199 yards and two TDs on 20-of-34 passing for a 95.1 passer rating...Added a 6-yard rushing TD on Green Bay's opening possession, giving him 11 games with two-plus passing TDs and one-plus rushing TDs since 2008, second most over that span behind only Panthers QB Cam Newton...His TD passes came on back-to-back drives late in the first half...Connected with WR Jordy Nelson for a 6-yard TD pass with just over three minutes remaining in the first half, buying time in the pocket before moving to his right to find Nelson in the middle of the end zone...With CB Jalen Ramsey attempting to pull him down by the back of his jersey, threw a perfectly placed 29-yard TD pass to WR Davante Adams over CB Davon House in the end zone with 13 seconds remaining in the half.

►**At Minnesota (Sept. 18):** Connected on 20 of 36 passes for 213 yards and a TD with one INT (70.7 passer rating)...Rushed for 29 yards on three carries (9.7 avg.), highlighted by a 10-yard TD run up the middle early in the fourth quarter...It marked just the third time in his career (Weeks 9-10, 2009; Weeks 2-3, 2010) that he had posted a rushing TD in



back-to-back games.

►**Vs. Detroit (Sept. 25):** Posted a season-high 129.3 passer rating, connecting on 15 of 24 passes for 205 yards and four TDs with no INTs, with all four of the TD passes coming in the first half...It marked just the second time in his career that he had thrown four-plus TD passes in a first half (six vs. Chicago, Nov. 9, 2014)...His 24 passing attempts were the fewest in his career in a game that he threw four-plus TD passes...Threw two TD passes to Nelson, including a perfectly placed 17-yard pass over Nelson's shoulder late in the first half to put Green Bay up, 31-3...With just under 3:30 remaining and the Packers leading 34-27, scrambled to pick up 11 yards on a third-and-8 that helped seal the win...Finished with 22 yards rushing on five carries (4.4 avg.).

### **82 Richard Rodgers, TE, 3rd Year, California**

• Had 58 receptions in 2015, becoming just the fourth TE in team history to record 55-plus receptions in a season (Paul Coffman, Jermichael Finley, Jackie Harris).

• Was one of only four TEs in the NFL last season to register 55-plus catches, 500-plus receiving yards and eight or more TD receptions (Rob Gronkowski, Jordan Reed, Gary Barnidge).

• Registered 10 TD catches in 2014-15, tied for the most by a Green Bay TE in his first two seasons since the 1970 AFL-NFL merger (Bubba Franks, 2000-01). His eight TD receptions in '15 were tied for the fifth most in a season by a Packers TE.

• Set a single-game franchise record for tight ends with 146 receiving yards last season at Detroit in Week 13, highlighted by his game-winning 61-yard TD catch on the final play of the game.

**2016 SEASON:** Has played in all three games with one start and has five catches for 56 yards (11.2 avg.) and a TD.

►**At Jacksonville (Sept. 11):** Appeared on 25 plays on offense and made 22-yard catch in the third quarter to the Jacksonville 8 that helped set up K Mason Crosby's 25-yard FG...Was covered by S Johnathan Cyrien on the play, extending his arms out to make a diving grab near the sideline.

►**At Minnesota (Sept. 18):** Had two receptions for 25 yards (12.5 avg.) in 36 snaps of action.

►**Vs. Detroit (Sept. 25):** Started for the first time on the season and had two catches for 9 yards (4.5 avg.) and a TD...Came across the field to catch a pass from QB Aaron Rodgers, who was moving to his right, for a 2-yard TD as he slid into the end zone.

### **24 Quinten Rollins, CB, 2nd Year, Miami (Ohio)**

• Played in 14 games with four starts (two at LCB, two at RCB) in 2015, recording 35 tackles (25 solo), a sack, two interceptions (one for a TD) and nine passes defended in his rookie season.

• Was tied for No. 3 on the team in INTs and tied for No. 4 among NFL rookies.

• Finished second among Packers rookies (Aaron Ripkowski, nine) with seven special teams tackles.

• Recorded two interceptions vs. St. Louis last season in Week 5, becoming the first Green Bay rookie to do so since CB Casey Hayward had two at Houston on Oct. 14, 2012. Returned the first interception 45 yards for a TD, becoming the first Packers rookie to record a pick-six since S Marques Anderson in 2002 (vs. Detroit, Nov. 10).

**2016 SEASON:** Has started all three games as the third CB and has posted four tackles (one solo) and two passes defended.

►**At Jacksonville (Sept. 11):** Started as the third CB as the defense opened in the nickel and played 47 snaps...Posted two tackles (one solo) and two passes defended (tied for the team lead)...With less than a minute remaining in the game and the Packers leading, 27-23, made a leaping breakup of QB Blake Bortles' pass intended for WR Allen Robinson in the end zone.

►**At Minnesota (Sept. 18):** Started as the third CB and played 41 snaps, posting a pair of solo tackles.

►**Vs. Detroit (Sept. 25):** Started as the third CB and played 67 of 68 defensive snaps...Recorded an assisted tackle.

### **47 Jake Ryan, LB, 2nd Year, Michigan**

• Played in 14 games with five starts as a rookie, opening at BLB for the final five contests. Registered 47 tackles (32 solo) and a fumble recovery on defense and six tackles on special teams.

• Started both postseason games and recorded 10 tackles (seven solo). Including the playoffs, tallied six or more tackles in six of the seven games he started in 2015.

• Served as a team captain for his final two seasons and was a three-time winner (2012-14) of the Roger Zatkoff Award, given to Michigan's top LB. He is the only player to win the award, which was established in 1991, three times.

**2016 SEASON:** Has started all three games and leads the team with 25 tackles (15 solo)...Has added two passes defended and a QB pressure...Part of a run defense that ranks No. 1 in the league through Week 4 in yards allowed per game (42.7), yards allowed per carry (1.80 avg.) and runs of 10-plus yards allowed (one).

►**At Jacksonville (Sept. 11):** Started at ILB and played 43 snaps, finishing with eight tackles (four solo) and his first career pass defended...Broke up a short pass over the middle from QB Blake Bortles intended for WR Allen Hurns in the second quarter...Helped limit the Jaguars to just 48 yards rushing on 26 carries (1.8 avg.), the first time they had rushed for 48 or fewer yards on 25-plus attempts since Nov. 14, 1999 (vs. Baltimore, 47 yards on 26 attempts).

►**At Minnesota (Sept. 18):** Started at ILB, appearing on 45 of 58 plays, and registered a team-high nine tackles (six solo) and a pass defended...Stopped RB Adrian Peterson for a 2-yard loss on a run early in the third quarter...Helped limit Peterson to just 19 yards on 12 carries (1.6 avg.), tied for the fourth-lowest yardage total of Peterson's career, with a long of 5 yards.

►**Vs. Detroit (Sept. 25):** Started at ILB and played 56 snaps...Recorded eight tackles (five solo), including a tackle for a loss in the third quarter when he sprinted up the field to bring down RB Dwayne Washington for a 3-yard loss on a reception in the flat...Added a QB pressure...Helped limit the Lions to just 50 yards rushing on 23 carries (2.2 avg.), bringing Green Bay's three-game total to just 128 rushing yards allowed, the fewest allowed by the Packers in the first three games of a season since individual stats began to be recorded in 1933.

### **10 Jacob Schum, P, 2nd Year, Buffalo**

• Was claimed off waivers on Aug. 30 from Tampa Bay, where played in all 16 games last season and averaged 41.9 yards per punt (38.0 net average) on 56 attempts with 15 punts inside the 20.

• Was originally signed as an undrafted free agent by the Cleveland Browns in 2013 and also spent time with the New York Jets.

**2016 SEASON:** Has played in all three games and has recorded a 41.8-yard gross average and a net average of 39.1 yards on 11 punts with two inside the 20.

►**At Jacksonville (Sept. 11):** Punted four times in his Green Bay debut, posting a 46.0-yard gross average with a net average of 42.5 yards.

►**At Minnesota (Sept. 18):** Posted a 38.6-yard gross average and net average on five punts, with one inside the 20.

►**Vs. Detroit (Sept. 25):** Punted twice on the afternoon (both in the fourth quarter) and recorded a 41.5-yard gross average and a net average of 33.5 yards...Had a 40-yard punt to the Detroit 12 that resulted in just a 1-yard return for WR Andre Roberts.

### **37 Sam Shields, CB, 7th Year, Miami**

• Has 23 interceptions (including the postseason) since entering the NFL in 2010, tied for No. 3 in the NFL over that span.

• Was tied for the team lead with three interceptions in 2015, his fourth season with three-plus interceptions in the last five years, tied for No. 1 in the NFL over that span (2011-15).

• Earned his first career Pro Bowl selection in 2014, replacing Patriots CB Darrelle Revis, who played in the Super Bowl.

• Recorded a franchise-leading fifth career postseason interception in the 2014 NFC Championship Game at Seattle.

**2016 SEASON:** Has played in one game and has posted five tackles (four solo)...Has been inactive for two games (Weeks 2-3) due to a con-

cussion.

►**At Jacksonville (Sept. 11):** Started at RCB and played 62 snaps, finishing with five tackles (four solo)...Left the game late in the fourth quarter after sustaining a concussion.

►**At Minnesota (Sept. 18):** Inactive (concussion).

►**Vs. Detroit (Sept. 25):** Inactive (concussion).

### **78 Jason Spriggs, T, Rookie, Indiana**

• Played in 48 career games over four seasons with 47 starts at left tackle for the Hoosiers.

• Named first-team All-America by the Football Writers Association of America (FWAA) and *Phil Steele's College Football* as a senior. Also received the Hoosiers' Chris Dal Sasso Award (outstanding lineman) and was the first Outland Trophy semifinalist in school history.

• In 2014, was named honorable mention All-Big Ten by the media after giving up two sacks in 689 snaps and recording 45 knockdowns.

**2016 SEASON:** Has played in all three games, seeing limited action on special teams (extra points and field goals).

►**At Jacksonville (Sept. 11):** Played five snaps on special teams in his NFL debut.

►**At Minnesota (Sept. 18):** Appeared on two plays on special teams (extra points).

►**Vs. Detroit (Sept. 25):** Played six snaps on special teams.

### **44 James Starks, RB, 7th Year, Buffalo**

• Played in all 16 games for the second straight season in 2015 and recorded career highs in starts (four), rushing yards (601), receptions (43), receiving yards (392), receiving TDs (three) and yards from scrimmage (993).

• Was one of just five RBs in the league to register 600-plus rushing yards and 390-plus receiving yards in 2015.

• Rushed for 493 yards and a career-high three TDs on 89 carries in 2013, an average of 5.54 yards per carry that ranked No. 1 in the NFL among players with 80-plus attempts.

• Posted a league-leading 315 rushing yards in the 2010 postseason, third most ever by a rookie RB in the postseason behind only Washington's Timmy Smith (342 in 1987) and Baltimore's Jamal Lewis (338 in 2000).

**2016 SEASON:** Has played in all three games and has 9 yards rushing on 12 carries (0.8 avg.) with three catches for 31 yards (10.3 avg.).

►**At Jacksonville (Sept. 11):** Had four carries for 7 yards (1.8 avg.) and a 6-yard catch in 18 snaps of action.

►**At Minnesota (Sept. 18):** Posted a 16-yard reception and 3 rushing yards on seven carries (0.4 avg.).

►**Vs. Detroit (Sept. 25):** Registered a 9-yard catch and had one carry for -1 yards.

### **65 Lane Taylor, G, 4th Year, Oklahoma State**

• Started the first games of his career in 2015, opening at RG at Detroit in Week 13 in place of an injured T.J. Lang and at LG in Week 17 vs. Minnesota with Josh Sitton sliding to LT in place of an injured David Bakhtiari.

• Played in all 16 contests in 2014, seeing limited action on offense at both guard spots and as an extra lineman, and on special teams.

• Was one of three rookie free agents to make Green Bay's opening-day roster in 2013.

**2016 SEASON:** Has started all three games at LG.

►**At Jacksonville (Sept. 11):** Started at LG and played all 64 snaps... Helped protect QB Aaron Rodgers as he was sacked just one time on the afternoon and as he threw for 199 yards and two TDs on 20-of-34 passing with a rushing TD.

►**At Minnesota (Sept. 18):** Started at LG and played all 71 snaps.

►**Vs. Detroit (Sept. 25):** Started at LG and played all 54 snaps, helping to clear the way for RB Eddie Lacy's season-high 103 yards rushing on just 17 carries (6.1 avg.)...Also protected Rodgers as he threw a season-high four TD passes, with all of them coming in the first half.

### **48 Joe Thomas, LB, 2nd Year, South Carolina State**

• Played in 14 games in 2015 and registered 24 tackles (16 solo), a sack, a forced fumble, five QB hits, four pressures and two passes defended.

• Added nine tackles on special teams, which was tied for No. 4 on the team.

• Was with the Packers during the 2015 offseason and preseason before being waived on Sept. 5, 2015. Was signed to Green Bay's 53-man roster on Sept. 21, 2015, from the Dallas Cowboys' practice squad.

• Entered the league with the Packers as an undrafted free agent in May 2014. Was on Green Bay's practice squad for the final eight games of the 2014 regular season and both playoff contests.

**2016 SEASON:** Has played in all three games and has recorded eight tackles (seven solo), an interception and three passes defended (tied for the team lead)...Has one tackle on special teams.

►**At Jacksonville (Sept. 11):** Played 25 snaps on defense and recorded three tackles (two solo) and his first career interception...The INT came on his first snap of the season when he picked off QB Blake Bortles' pass intended for WR Marqise Lee that was deflected by CB Quinten Rollins at the Jacksonville 41...On the play, initially came on a blitz up the middle before turning back to head up the field and make the interception, returning it 9 yards to help set up the Green Bay offense for its first score of the day...Was one of a host of defenders to bring down WR Allen Hurns for a 1-yard loss on fourth-and-1 with 23 seconds remaining to secure the 27-23 victory for Green Bay.

►**At Minnesota (Sept. 18):** Appeared on 17 plays on defense and 18 on special teams...Registered five tackles (all solo), including a tackle for a loss when he drilled RB Jerick McKinnon for a 1-yard loss on a pass in the flat in the first quarter.

►**Vs. Detroit (Sept. 25):** Played 38 snaps on defense and recorded three tackles (all solo)...Led the defense with a career-high two passes defended, including one midway through the fourth quarter when he made a leaping deflection of QB Matthew Stafford's pass deep over the middle intended for TE Eric Ebron, a pass that he nearly intercepted...Added a tackle on special teams.

### **73 JC Tretter, C/G, 4th Year, Cornell**

• Saw the most significant action of his career in 2015, appearing in all 16 games with three starts at center in place of an injured Corey Linsley.

• Has seen game action at center, left guard and both tackle spots during his NFL career.

• Was on track to be the starting center in 2014, opening at that position for the first three preseason contests that year, but sustained a knee injury vs. Oakland (Aug. 22) that would sideline him for the first half of the season.

• Played in the final eight regular-season games and both playoff contests. Spent the majority of his rookie campaign in 2013 on reserve/physically unable to perform after sustaining a significant ankle injury during the first practice of Organized Team Activities in the spring.

**2016 SEASON:** Has started all three games at C.

►**At Jacksonville (Sept. 11):** Started at C and played all 64 snaps... Helped protect QB Aaron Rodgers as he was sacked just one time on the afternoon and as he threw for 199 yards and two TDs on 20-of-34 passing with a rushing TD.

►**At Minnesota (Sept. 18):** Started at C and appeared on all 71 offensive plays...Had a key fumble recovery in the first quarter, diving on a fumble by QB Aaron Rodgers on a sack at the Green Bay 12.

►**Vs. Detroit (Sept. 25):** Started at C and played all 54 snaps, helping to clear the way for RB Eddie Lacy's season-high 103 yards rushing on just 17 carries (6.1 avg.)...Also protected Rodgers as he threw a season-high four TD passes, with all of them coming in the first half.

# National Football League Game Summary

NFL Copyright © 2016 by The National Football League. All rights reserved. This summary and play-by-play is for the express purpose of assisting media in their coverage of the game; any other use of this material is prohibited without the written permission of the National Football League. Updated: 9/26/2016

Date: Sunday, 9/25/2016

## Detroit Lions at Green Bay Packers

Start Time: 12:02 PM CDT

at Lambeau Field, Green Bay, WI

### Game Day Weather

Temp: 72° F (22.2° C) Humidity: 84%, Wind: S 17 mph

Played Outdoor on Turf: DD GrassMaster

### Officials

Referee: Cheffers, Carl (51)  
Line Judge: Podraza, Tim (47)  
Back Judge: Quirk, Jim (63)

Umpire: Fowler, Ruben (71)  
Side Judge: Lucivansky, Jon (89)  
Replay Official: Stewart, Charles ( )

Head Linesman: Payne, Kent (79)  
Field Judge: Freeman, Brad (88)

### Lineups

#### Detroit Lions

#### Green Bay Packers

Offense		Defense	
WR 15	G.Tate	DE 98	D.Taylor
LT 68	T.Decker	DT 93	T.Walker
LG 72	L.Tomlinson	DT 92	H.Ngata
C 64	T.Swanson	DE 61	K.Hyder
RG 75	L.Warford	OLB 50	T.Armbrister
RT 71	R.Reiff	MLB 59	T.Whitehead
TE 85	E.Ebron	OLB 53	K.Van Noy
WR 11	M.Jones	CB 23	D.Slay
WR 80	A.Boldin	CB 24	N.Lawson
QB 9	M.Stafford	SS 32	T.Wilson
RB 25	T.Riddick	FS 27	G.Quin

Offense		Defense	
WR 87	J.Nelson	NT 97	K.Clark
LT 69	D.Bakhtiari	DT 76	M.Daniels
LG 65	L.Taylor	LOLB 56	J.Peppers
C 73	J.Tretter	ILB 47	J.Ryan
RG 70	T.Lang	ILB 50	B.Martinez
RT 75	B.Bulaga	ROLB 53	N.Perry
TE 82	R.Rodgers	LCB 23	D.Randall
WR 18	R.Cobb	RCB 36	L.Gunter
QB 12	A.Rodgers	SS 33	M.Hyde
RB 27	E.Lacy	FS 21	H.Clinton-Dix
FB 22	A.Ripkowski	CB 24	Q.Rollins

### Substitutions

### Substitutions

K 5 M.Prater, P 6 S.Martin, WR 12 A.Roberts, S 26 D.Carey, CB 28 Q.Diggs, CB 29 J.Bademosi, S 31 R.Bush, RB 34 Z.Zenner, S 35 M.Killebrew, RB 36 D.Washington, FB 46 M.Burton, LB 47 Z.Gooden, LS 48 D.Muhlbach, DE 51 B.Copeland, C 60 G.Glasgow, DL 69 A.Zettel, T 70 C.Robinson, TE 86 K.Lee, TE 89 C.Wick, DT 91 A.Robinson, DE 95 W.Gilberry, DT 96 S.Charles, DT 99 K.Thornton

K 2 M.Crosby, P 10 J.Schum, WR 11 T.Davis, WR 17 D.Adams, S 25 M.Evans, CB 28 J.Hawkins, S 29 K.Brice, S 32 C.Banjo, RB 44 J.Starks, LB 48 J.Thomas, LB 51 K.Fackrell, LS 61 B.Goode, T/G 67 D.Barclay, T 78 J.Spriggs, TE 80 J.Perillo, WR 83 J.Janis, WR 84 J.Abbrederis, WR 88 T.Montgomery, TE 89 J.Cook, LB 91 J.Elliott, DE 94 D.Lowry, DT 96 B.Price, DT 99 C.Ringo

### Did Not Play

### Did Not Play

QB 8 D.Orlovsky

QB 7 B.Hundley

### Not Active

### Not Active

CB 38 A.Barnes, LB 52 A.Williams, LB 54 D.Levy, OL 66 J.Dahl, T 77 C.Lucas, TE 84 O.Charles, DE 94 E.Ansah

QB 6 J.Callahan, CB 37 S.Shields, S 42 M.Burnett, LB 52 C.Matthews, T 68 K.Murphy, DE/LB 95 D.Jones, DT 98 L.Guion

### Field Goals (made ( ) & missed)

M.Prater (42) 43WR (50)

M.Crosby (36) (46)

		1	2	3	4	OT	Total
VISITOR:	Detroit Lions	3	7	7	10	0	27
HOME:	Green Bay Packers	14	17	3	0	0	34

### Scoring Plays

Team	Qtr	Time	Play Description (Extra Point) (Drive Info)	Visitor	Home
Packers	1	11:22	D.Adams 14 yd. pass from A.Rodgers (M.Crosby kick) (8-75, 3:38)	0	7
Lions	1	2:45	M.Prater 42 yd. Field Goal (15-52, 8:37)	3	7
Packers	1	1:01	J.Nelson 8 yd. pass from A.Rodgers (M.Crosby kick) (4-60, 1:44)	3	14
Packers	2	14:46	R.Rodgers 2 yd. pass from A.Rodgers (M.Crosby kick) (2-67, 0:47)	3	21
Packers	2	10:41	M.Crosby 36 yd. Field Goal (4-7, 0:59)	3	24
Packers	2	1:10	J.Nelson 17 yd. pass from A.Rodgers (M.Crosby kick) (7-67, 3:53)	3	31
Lions	2	0:32	M.Jones 73 yd. pass from M.Stafford (M.Prater kick) (2-75, 0:38)	10	31
Lions	3	8:23	A.Boldin 2 yd. pass from M.Stafford (M.Prater kick) (12-77, 6:37)	17	31
Packers	3	3:14	M.Crosby 46 yd. Field Goal (9-47, 5:09)	17	34

# National Football League Game Summary

NFL Copyright © 2016 by The National Football League. All rights reserved. This summary and play-by-play is for the express purpose of assisting media in their coverage of the game; any other use of this material is prohibited without the written permission of the National Football League. Updated: 9/26/2016

---

Lions	4	12:32	M.Prater 50 yd. Field Goal (10-50, 5:42)	20	34
Lions	4	3:34	M.Jones 35 yd. pass from M.Stafford (M.Prater kick) (6-62, 1:31)	27	34
Paid Attendance: 78,411				Time: 2:54	





**Detroit Lions vs Green Bay Packers**  
**9/25/2016 at Lambeau Field**

# Final Team Statistics

	<b>Visitor Lions</b>	<b>Home Packers</b>
<b>TOTAL FIRST DOWNS</b>	22	17
By Rushing	4	6
By Passing	17	9
By Penalty	1	2
<b>THIRD DOWN EFFICIENCY</b>	8-14-57%	5-10-50%
<b>FOURTH DOWN EFFICIENCY</b>	1-1-100%	0-0-0%
<b>TOTAL NET YARDS</b>	418	324
Total Offensive Plays (inc. times thrown passing)	67	50
Average gain per offensive play	6.2	6.5
<b>NET YARDS RUSHING</b>	50	123
Total Rushing Plays	23	24
Average gain per rushing play	2.2	5.1
Tackles for a loss-number and yards	7-21	3-3
<b>NET YARDS PASSING</b>	368	201
Times thrown - yards lost attempting to pass	3-17	2-4
Gross yards passing	385	205
<b>PASS ATTEMPTS-COMPLETIONS-HAD INTERCEPTED</b>	41-28-1	24-15-0
Avg gain per pass play (inc.# thrown passing)	8.4	7.7
<b>KICKOFFS Number-In End Zone-Touchbacks</b>	6-4-4	7-6-3
<b>PUNTS Number and Average</b>	2-47.5	2-41.5
Had Blocked	0	0
<b>FGs - PATs Had Blocked</b>	0-0	0-0
<b>Net Punting Average</b>	47.0	33.5
<b>TOTAL RETURN YARDAGE (Not Including Kickoffs)</b>	16	45
No. and Yards Punt Returns	2-16	1-1
No. and Yards Kickoff Returns	4-89	1-24
No. and Yards Interception Returns	0-0	1-44
<b>PENALTIES Number and Yards</b>	4-86	4-45
<b>FUMBLES Number and Lost</b>	0-0	0-0
<b>TOUCHDOWNS</b>	3	4
Rushing	0	0
Passing	3	4
<b>EXTRA POINTS Made-Attempts</b>	3-3	4-4
Kicking Made-Attempts	3-3	4-4
<b>FIELD GOALS Made-Attempts</b>	2-3	2-2
<b>RED ZONE EFFICIENCY</b>	1-3-33%	4-5-80%
<b>GOAL TO GO EFFICIENCY</b>	1-1-100%	1-1-100%
<b>SAFETIES</b>	0	0
<b>FINAL SCORE</b>	27	34
<b>TIME OF POSSESSION</b>	35:07	24:53

**Detroit Lions vs Green Bay Packers**  
**9/25/2016 at Lambeau Field**

# Ball Possession And Drive Chart

**Detroit Lions**

#	Time Recd	Time Lost	Time Poss	How Ball Obtained	Drive Began	# Play	Yds Gain	Yds Pen	Net Yds	1st Down	Last Scrm	How Given Up
1	11:22	2:45	8:37	Kickoff	DET 25	15	37	15	52	4	* GB 23	Field Goal
2	1:01	0:33	0:28	Kickoff	DET 21	3	0	0	0	0	DET 21	Punt
3	14:46	11:40	3:06	Kickoff	DET 13	5	49	0	49	2	GB 38	Interception
4	10:41	5:03	5:38	Kickoff	DET 25	12	50	0	50	3	GB 25	Missed FG
5	1:10	0:32	0:38	Kickoff	DET 25	2	75	0	75	1	DET 27	Touchdown
6	15:00	8:23	6:37	Kickoff	DET 23	12	77	0	77	5	* GB 2	Touchdown
7	3:14	12:32	5:42	Kickoff	DET 18	10	65	-15	50	3	* GB 32	Field Goal
8	9:25	6:35	2:50	Punt	DET 13	5	3	0	3	1	DET 16	Punt
9	5:05	3:34	1:31	Punt	DET 38	6	62	0	62	3	GB 35	Touchdown

(201) Average DET 22

**Green Bay Packers**

#	Time Recd	Time Lost	Time Poss	How Ball Obtained	Drive Began	# Play	Yds Gain	Yds Pen	Net Yds	1st Down	Last Scrm	How Given Up
1	15:00	11:22	3:38	Kickoff	GB 25	8	75	0	75	3	* DET 14	Touchdown
2	2:45	1:01	1:44	Kickoff	GB 40	4	60	0	60	2	* DET 8	Touchdown
3	0:33	14:46	0:47	Punt	GB 33	2	1	66	67	2	* DET 2	Touchdown
4	11:40	10:41	0:59	Interception	DET 25	4	7	0	7	0	* DET 18	Field Goal
5	5:03	1:10	3:53	Missed FG	GB 33	7	72	-5	67	4	* DET 17	Touchdown
6	0:32	0:00	0:32	Kickoff	GB 25	2	-4	0	-4	0	GB 25	End of Half
7	8:23	3:14	5:09	Kickoff	GB 25	9	57	-10	47	3	DET 28	Field Goal
8	12:32	9:25	3:07	Kickoff	GB 28	5	20	0	20	1	GB 48	Punt
9	6:35	5:05	1:30	Punt	GB 26	3	8	0	8	0	GB 34	Punt
10	3:34	0:00	3:34	Kickoff	GB 25	8	28	0	28	2	DET 46	End of Game

(335) Average GB 34

\* inside opponent's 20

**Time of Possession by Quarter**

	1st	2nd	3rd	4th	OT	Total
<b>Visitor</b> Detroit Lions	9:05	9:22	9:51	6:49		35:07
<b>Home</b> Green Bay Packers	5:55	5:38	5:09	8:11		24:53

**Kickoff Drive No.-Start Average**

Lions: 7 - DET 21                      Packers: 6 - GB 28









Play By Play

# First Quarter

9/25/2016

DET wins the coin toss and elects to defer. GB elects to Receive, and DET elects to defend the north goal.

S.Martin kicks 65 yards from DET 35 to end zone, Touchback.

**Green Bay Packers at 15:00**

- 1-10-GB 25 (15:00) E.Lacy right end to GB 28 for 3 yards (K.Van Noy).
- 2-7-GB 28 (14:31) (No Huddle) A.Rodgers pass short right to E.Lacy to GB 30 for 2 yards (T.Wilson, D.Taylor).
- 3-5-GB 30 (13:51) (No Huddle, Shotgun) A.Rodgers pass short middle to J.Cook to GB 45 for 15 yards (R.Bush; T.Wilson). P1
- 1-10-GB 45 (13:28) (No Huddle, Shotgun) E.Lacy up the middle to 50 for 5 yards (T.Walker).
- 2-5-50 (13:01) (No Huddle) A.Rodgers pass deep right to R.Cobb to DET 17 for 33 yards (D.Slay). P2
- 1-10-DET 17 (12:12) (No Huddle, Shotgun) A.Rodgers pass incomplete short middle to J.Cook.
- 2-10-DET 17 (12:09) (No Huddle, Shotgun) E.Lacy left tackle to DET 14 for 3 yards (A.Robinson).
- 3-7-DET 14 **(11:27) (No Huddle, Shotgun) A.Rodgers pass short middle to D.Adams for 14 yards, TOUCHDOWN.** P3  
M.Crosby extra point is GOOD, Center-B.Goode, Holder-J.Schum.

**DET 0 GB 7, 8 plays, 75 yards, 3:38 drive, 3:38 elapsed**

M.Crosby kicks 65 yards from GB 35 to end zone, Touchback.

**Detroit Lions at 11:22**

- 1-10-DET 25 (11:22) (Shotgun) M.Stafford pass incomplete short left.
- 2-10-DET 25 (11:16) (No Huddle, Shotgun) T.Riddick left end to DET 24 for -1 yards (N.Perry).  
*PENALTY on GB-N.Perry, Unsportsmanlike Conduct, 15 yards, enforced at DET 24.* X1
- 1-10-DET 39 (10:42) (Shotgun) M.Stafford scrambles right end to DET 46 for 7 yards (D.Randall).
- 2-3-DET 46 (9:53) (Shotgun) T.Riddick left end to DET 47 for 1 yard (J.Ryan).
- 3-2-DET 47 (9:11) (No Huddle, Shotgun) M.Stafford pass short middle to G.Tate to 50 for 3 yards (J.Ryan; L.Gunter). P2
- 1-10-50 (8:32) (No Huddle, Shotgun) M.Stafford pass short middle to E.Ebron to GB 41 for 9 yards (H.Clinton-Dix).
- 2-1-GB 41 (7:52) (No Huddle) T.Riddick right tackle to GB 42 for -1 yards (J.Ryan).
- 3-2-GB 42 (7:09) (Shotgun) M.Stafford pass short middle to T.Riddick to GB 30 for 12 yards (Q.Rollins). P3
- 1-10-GB 30 (6:26) (Shotgun) M.Stafford pass short right to E.Ebron to GB 25 for 5 yards (M.Hyde).
- 2-5-GB 25 (5:41) (Shotgun) T.Riddick left end to GB 31 for -6 yards (N.Perry; J.Peppers).
- 3-11-GB 31 (4:58) (No Huddle, Shotgun) M.Stafford pass short middle to E.Ebron to GB 17 for 14 yards (H.Clinton-Dix). P4
- 1-10-GB 17 (4:15) (Shotgun) T.Riddick left guard to GB 20 for -3 yards (N.Perry).
- 2-13-GB 20 (3:38) (No Huddle, Shotgun) M.Stafford pass short left to T.Riddick to GB 23 for -3 yards (L.Gunter).
- 3-16-GB 23 (2:57) (No Huddle, Shotgun) M.Stafford pass incomplete short right to A.Boldin.
- 4-16-GB 23 **(2:49) M.Prater 42 yard field goal is GOOD, Center-D.Muhlbach, Holder-S.Martin.**

**DET 3 GB 7, 15 plays, 52 yards, 1 penalty, 8:37 drive, 12:15 elapsed**

S.Martin kicks 25 yards from DET 35 to GB 40, out of bounds.

**Green Bay Packers at 2:45**

- 1-10-GB 40 (2:45) A.Rodgers pass deep middle to J.Nelson to DET 11 for 49 yards (T.Wilson). P4
- 1-10-DET 11 (1:57) E.Lacy left tackle to DET 8 for 3 yards (W.Gilberry).  
Timeout #1 by GB at 01:12.
- 2-7-DET 8 (1:12) (Shotgun) A.Rodgers pass incomplete short right to R.Cobb.
- 3-7-DET 8 **(1:07) (Shotgun) A.Rodgers pass short middle to J.Nelson for 8 yards, TOUCHDOWN.** P5  
M.Crosby extra point is GOOD, Center-B.Goode, Holder-J.Schum.

**DET 3 GB 14, 4 plays, 60 yards, 1:44 drive, 13:59 elapsed**

M.Crosby kicks 69 yards from GB 35 to DET -4. A.Roberts to DET 21 for 25 yards (K.Fackrell; K.Brice).

**Detroit Lions at 1:01, (1st play from scrimmage 0:53)**

- 1-10-DET 21 (:53) (Shotgun) M.Stafford pass incomplete short middle to E.Ebron.
- 2-10-DET 21 (:49) (No Huddle, Shotgun) M.Stafford pass incomplete short middle to T.Riddick (N.Perry).
- 3-10-DET 21 (:45) (No Huddle, Shotgun) M.Stafford pass incomplete short left to G.Tate.
- 4-10-DET 21 (:33) S.Martin punts 46 yards to GB 33, Center-D.Muhlbach, fair catch by T.Davis.

**Green Bay Packers at 0:33**

- 1-10-GB 33 (:33) T.Montgomery right end to GB 32 for -1 yards (Q.Diggs).

Detroit Lions vs Green Bay Packers at Lambeau Field

END OF QUARTER

	Score	Time Poss	First Downs				Efficiencies	
			R	P	X	T	3 Down	4 Down
Detroit Lions	3	9:05	0	3	1	4	3/5	0/0
Green Bay Packers	14	5:55	0	5	0	5	3/3	0/0



# Second Quarter

## Play By Play

Green Bay Packers continued.

- 2-11-GB 32 (15:00) (Shotgun) A.Rodgers pass incomplete deep middle to T.Davis.  
*PENALTY on DET-N.Lawson, Defensive Pass Interference, 66 yards, enforced at GB 32 - No Play.* X6
- 1-2-DET 2 (14:51) **A.Rodgers pass short right to R.Rodgers for 2 yards, TOUCHDOWN.** P7  
*Penalty on DET, Defensive Holding, declined.*  
M.Crosby extra point is GOOD, Center-B.Goode, Holder-J.Schum.

**DET 3 GB 21, 2 plays, 67 yards, 1 penalty, 0:47 drive, 0:14 elapsed**

M.Crosby kicks 70 yards from GB 35 to DET -5. A.Roberts to DET 13 for 18 yards (J.Thomas).

### Detroit Lions at 14:46, (1st play from scrimmage 14:40)

- 1-10-DET 13 (14:40) (Shotgun) D.Washington left tackle to DET 22 for 9 yards (H.Clinton-Dix; M.Hyde).
- 2-1-DET 22 (13:59) (No Huddle, Shotgun) D.Washington right end to DET 23 for 1 yard (K.Clark). R5
- 1-10-DET 23 (13:19) (No Huddle, Shotgun) M.Stafford pass deep right to M.Jones to GB 39 for 38 yards (D.Randall). P6
- 1-10-GB 39 (12:33) (No Huddle, Shotgun) D.Washington right end to GB 38 for 1 yard (B.Martinez).
- 2-9-GB 38 (11:52) (No Huddle, Shotgun) M.Stafford pass short right intended for E.Ebron INTERCEPTED by D.Randall at GB 31. D.Randall to DET 25 for 44 yards (R.Reiff).

### Green Bay Packers at 11:40

- 1-10-DET 25 (11:40) (Shotgun) A.Rodgers pass incomplete deep middle to J.Cook. GB-J.Cook was injured during the play.
- 2-10-DET 25 (11:35) (Shotgun) A.Rodgers pass short middle to R.Rodgers to DET 18 for 7 yards (R.Bush).
- 3-3-DET 18 (10:50) (No Huddle, Shotgun) A.Rodgers pass incomplete deep left to J.Nelson.
- 4-3-DET 18 (10:45) **M.Crosby 36 yard field goal is GOOD, Center-B.Goode, Holder-J.Schum.**

**DET 3 GB 24, 4 plays, 7 yards, 0:59 drive, 4:19 elapsed**

M.Crosby kicks 65 yards from GB 35 to end zone, Touchback.

### Detroit Lions at 10:41

- 1-10-DET 25 (10:41) (Shotgun) D.Washington right end ran ob at DET 34 for 9 yards (M.Hyde).
- 2-1-DET 34 (10:15) (No Huddle, Shotgun) M.Stafford pass short left to G.Tate to DET 46 for 12 yards (M.Hyde). P7
- 1-10-DET 46 (9:35) D.Washington left end to DET 47 for 1 yard (D.Lowry, B.Martinez).
- 2-9-DET 47 (8:52) (No Huddle, Shotgun) M.Stafford pass incomplete short right to G.Tate (J.Hawkins).
- 3-9-DET 47 (8:45) (No Huddle, Shotgun) M.Stafford pass short right to G.Tate to GB 43 for 10 yards (K.Brice). P8
- 1-10-GB 43 (8:00) G.Tate up the middle to DET 49 for -8 yards (J.Elliott).
- 2-18-DET 49 (7:16) (No Huddle) D.Washington left end to GB 44 for 7 yards (L.Gunter, J.Ryan).
- 3-11-GB 44 (6:32) (No Huddle, Shotgun) M.Stafford pass deep middle to E.Ebron to GB 24 for 20 yards (M.Hyde). P9
- 1-10-GB 24 (5:55) (No Huddle, Shotgun) T.Riddick right guard to GB 25 for -1 yards (D.Lowry).
- 2-11-GB 25 (5:18) (No Huddle, Shotgun) M.Stafford pass incomplete deep left to M.Jones (L.Gunter).
- 3-11-GB 25 (5:11) (No Huddle, Shotgun) M.Stafford pass incomplete short left to A.Boldin [M.Daniels].
- 4-11-GB 25 (5:07) M.Prater 43 yard field goal is No Good, Wide Right, Center-D.Muhlbach, Holder-S.Martin.

### Green Bay Packers at 5:03

- 1-10-GB 33 (5:03) A.Rodgers pass short right to A.Ripkowski to GB 35 for 2 yards (K.Van Noy).  
*PENALTY on DET-N.Lawson, Illegal Use of Hands, 5 yards, enforced at GB 33 - No Play.* X8
- 1-10-GB 38 (4:37) A.Rodgers pass incomplete short right to E.Lacy.
- 2-10-GB 38 (4:34) (No Huddle) E.Lacy right tackle pushed ob at DET 37 for 25 yards (D.Slay). R9
- 1-10-DET 37 (4:03) (No Huddle) E.Lacy right end to DET 34 for 3 yards (W.Gilberry; T.Whitehead).
- 2-7-DET 34 (3:28) A.Rodgers pass short right to J.Nelson to DET 25 for 9 yards (D.Slay). P10
- 1-10-DET 25 (2:54) A.Rodgers pass short right to J.Nelson to DET 20 for 5 yards (D.Slay).
- 2-5-DET 20 (2:25) (No Huddle) E.Lacy up the middle to DET 16 for 4 yards (K.Hyder).  
*PENALTY on GB-J.Tretter, Offensive Holding, 10 yards, enforced at DET 20 - No Play.*

### Two-Minute Warning

- 2-15-DET 30 (2:00) (Shotgun) A.Rodgers pass short middle to J.Nelson to DET 17 for 13 yards (T.Whitehead).
- 3-2-DET 17 (1:14) (No Huddle, Shotgun) **A.Rodgers pass deep right to J.Nelson for 17 yards, TOUCHDOWN.** P11  
M.Crosby extra point is GOOD, Center-B.Goode, Holder-J.Schum.

**DET 3 GB 31, 7 plays, 67 yards, 1 penalty, 3:53 drive, 13:50 elapsed**

M.Crosby kicks 65 yards from GB 35 to end zone, Touchback.

**Detroit Lions vs Green Bay Packers at Lambeau Field**

**Detroit Lions at 1:10**

1-10-DET 25 (1:10) (Shotgun) M.Stafford pass short right to T.Riddick to DET 27 for 2 yards (J.Thomas).  
 2-8-DET 27 (:42) (No Huddle, Shotgun) M.Stafford pass deep right to M.Jones for 73 yards, TOUCHDOWN.  
 M.Prater extra point is GOOD, Center-D.Muhlbach, Holder-S.Martin.

P10

<b>DET 10 GB 31, 2 plays, 75 yards, 0:38 drive, 14:28 elapsed</b>
---

S.Martin kicks 65 yards from DET 35 to end zone, Touchback.

**Green Bay Packers at 0:32**

1-10-GB 25 (:32) (Shotgun) A.Rodgers pass incomplete deep left to R.Rodgers.  
 2-10-GB 25 (:24) (Shotgun) A.Rodgers sacked at GB 21 for -4 yards (K.Hyder).

**END OF QUARTER**

	Score	Time Poss	First Downs				Efficiencies	
			R	P	X	T	3 Down	4 Down
<b>Detroit Lions</b>	<b>10</b>	<b>9:22</b>	<b>1</b>	<b>5</b>	<b>0</b>	<b>6</b>	<b>2/3</b>	<b>0/0</b>
<b>Green Bay Packers</b>	<b>31</b>	<b>5:38</b>	<b>1</b>	<b>3</b>	<b>2</b>	<b>6</b>	<b>1/2</b>	<b>0/0</b>

# Third Quarter

9/25/2016

## Play By Play

DET elects to Receive, and GB elects to defend the goal.

M.Crosby kicks 63 yards from GB 35 to DET 2. D.Washington to DET 23 for 21 yards (C.Banjo).

### Detroit Lions at 15:00, (1st play from scrimmage 14:54)

1-10-DET 23	(14:54) (Shotgun) M.Stafford pass deep right to M.Jones to DET 46 for 23 yards (M.Hyde).	P11
<u>1-10-DET 46</u>	(14:26) (No Huddle, Shotgun) T.Riddick right tackle to GB 46 for 8 yards (B.Martinez).	
2-2-GB 46	(13:54) (Shotgun) T.Riddick right guard to GB 45 for 1 yard (J.Peppers).	
3-1-GB 45	(13:09) (No Huddle, Shotgun) T.Riddick up the middle to GB 41 for 4 yards (K.Clark).	R12
<u>1-10-GB 41</u>	(12:36) (No Huddle, Shotgun) M.Stafford pass short middle to A.Boldin to GB 34 for 7 yards (B.Martinez).	
2-3-GB 34	(11:57) (No Huddle, Shotgun) T.Riddick up the middle to GB 27 for 7 yards (B.Martinez). DET-E.Ebron was injured during the play.	R13
<u>1-10-GB 27</u>	(11:18) (Shotgun) M.Stafford pass short middle to T.Riddick to GB 21 for 6 yards (J.Ryan).	
2-4-GB 21	(10:40) (No Huddle, Shotgun) M.Stafford pass short left to G.Tate to GB 6 for 15 yards (L.Gunter, M.Hyde).	P14
<u>1-6-GB 6</u>	(9:54) (No Huddle, Shotgun) M.Stafford pass short left to T.Riddick to GB 1 for 5 yards (J.Ryan).	
2-1-GB 1	(9:13) M.Stafford pass incomplete short left to M.Jones.	
3-1-GB 1	(9:10) C.Robinson reported in as eligible. D.Washington right guard to GB 2 for -1 yards (M.Daniels).	
4-2-GB 2	<b>(8:26) (Shotgun) M.Stafford pass short right to A.Boldin for 2 yards, TOUCHDOWN.</b>	P15
	M.Prater extra point is GOOD, Center-D.Muhlbach, Holder-S.Martin.	

**DET 17 GB 31, 12 plays, 77 yards, 6:37 drive, 6:37 elapsed**

S.Martin kicks 65 yards from DET 35 to end zone, Touchback.

### Green Bay Packers at 8:23

1-10-GB 25	(8:23) E.Lacy left tackle to GB 33 for 8 yards (T.Whitehead, T.Walker).	
2-2-GB 33	(7:37) E.Lacy right end to GB 39 for 6 yards (K.Van Noy).	R12
<u>1-10-GB 39</u>	(7:07) (No Huddle) E.Lacy right end to GB 46 for 7 yards (G.Quin).	
2-3-GB 46	(6:30) (No Huddle) E.Lacy left end to DET 45 for 9 yards (G.Quin, R.Bush).	R13
<u>1-10-DET 45</u>	(5:58) (No Huddle, Shotgun) A.Rodgers pass short left to J.Perillo to DET 32 for 13 yards (G.Quin).	P14
<u>1-10-DET 32</u>	(5:23) (No Huddle) E.Lacy left end to DET 32 for no gain (Z.Gooden, N.Lawson).	
2-10-DET 32	(4:40) (No Huddle, Shotgun) A.Rodgers pass incomplete short left to J.Starks.	
3-10-DET 32	(4:35) (No Huddle, Shotgun) A.Rodgers scrambles right end ran ob at DET 13 for 19 yards (T.Whitehead).	
	<i>PENALTY on GB-B.Bulaga, Offensive Holding, 10 yards, enforced at DET 32 - No Play.</i>	
3-20-DET 42	(4:00) (Shotgun) A.Rodgers scrambles right end to DET 28 for 14 yards (B.Copeland).	
4-6-DET 28	<b>(3:18) M.Crosby 46 yard field goal is GOOD, Center-B.Goode, Holder-J.Schum.</b>	

**DET 17 GB 34, 9 plays, 47 yards, 5:09 drive, 11:46 elapsed**

M.Crosby kicks 72 yards from GB 35 to DET -7. A.Roberts to DET 18 for 25 yards (M.Evans; J.Elliott).

### Detroit Lions at 3:14, (1st play from scrimmage 3:08)

1-10-DET 18	(3:08) (Shotgun) M.Stafford pass short middle to E.Ebron to DET 39 for 21 yards (N.Perry).	P16
<u>1-10-DET 39</u>	(2:25) (No Huddle, Shotgun) D.Washington right end to DET 40 for 1 yard (M.Hyde, K.Clark).	
2-9-DET 40	(1:51) (No Huddle, Shotgun) M.Stafford pass short middle to C.Wick to GB 47 for 13 yards (J.Thomas).	P17
<u>1-10-GB 47</u>	(1:12) (No Huddle, Shotgun) D.Washington left guard to GB 42 for 5 yards (H.Clinton-Dix, M.Hyde).	
2-5-GB 42	(:36) (No Huddle, Shotgun) M.Stafford pass short right to D.Washington to GB 45 for -3 yards (J.Ryan).	

### END OF QUARTER

	Score	Time	First Downs				Efficiencies	
		Poss	R	P	X	T	3 Down	4 Down
Detroit Lions	17	9:51	2	5	0	7	1/2	1/1
Green Bay Packers	34	5:09	2	1	0	3	0/1	0/0

# Fourth Quarter

9/25/2016

## Play By Play

Detroit Lions continued.

- 3-8-GB 45 (15:00) (Shotgun) M.Stafford pass deep right to M.Jones pushed ob at GB 28 for 17 yards (H.Clinton-Dix). P18
- 1-10-GB 28 (14:28) (Shotgun) M.Stafford pass incomplete deep left to T.Riddick.
- 2-10-GB 28 (14:23) (No Huddle, Shotgun) M.Stafford pass short middle to E.Ebron to GB 15 for 13 yards (H.Clinton-Dix).  
*PENALTY on DET-T.Decker, Offensive Holding, 10 yards, enforced at GB 28 - No Play.*
- 2-20-GB 38 (13:59) (No Huddle, Shotgun) M.Stafford pass deep right to M.Jones ran ob at GB 19 for 19 yards (M.Hyde).
- 3-1-GB 19 (13:59) *PENALTY on DET-L.Tomlinson, False Start, 5 yards, enforced at GB 19 - No Play.*
- 3-6-GB 24 (13:18) (No Huddle, Shotgun) M.Stafford sacked at GB 32 for -8 yards (N.Perry).
- 4-14-GB 32 (12:35) **M.Prater 50 yard field goal is GOOD, Center-D.Muhlbach, Holder-S.Martin.**

**DET 20 GB 34, 10 plays, 50 yards, 5:42 drive, 2:28 elapsed**

S.Martin kicks 61 yards from DET 35 to GB 4. T.Montgomery to GB 28 for 24 yards (T.Armbrister; R.Bush).

### Green Bay Packers at 12:32, (1st play from scrimmage 12:27)

- 1-10-GB 28 (12:27) E.Lacy right tackle to GB 32 for 4 yards (A.Zettel; Z.Gooden).
- 2-6-GB 32 (11:47) (No Huddle) E.Lacy left tackle to GB 46 for 14 yards (Z.Gooden, G.Quin). R15
- 1-10-GB 46 (11:01) E.Lacy right end to GB 48 for 2 yards (K.Hyder).
- 2-8-GB 48 (10:17) A.Rodgers sacked ob at GB 48 for 0 yards (H.Ngata).
- 3-8-GB 48 (9:39) (Shotgun) A.Rodgers pass incomplete short middle to R.Cobb (Q.Diggs) [K.Van Noy].
- 4-8-GB 48 (9:34) J.Schum punts 40 yards to DET 12, Center-B.Goode. A.Roberts to DET 13 for 1 yard (J.Elliott).

### Detroit Lions at 9:25

- 1-10-DET 13 (9:25) (Shotgun) M.Stafford pass short middle to A.Boldin to DET 20 for 7 yards (M.Hyde).
- 2-3-DET 20 (8:57) (No Huddle, Shotgun) D.Washington left guard to DET 25 for 5 yards (J.Ryan; J.Thomas). R19
- 1-10-DET 25 (8:24) (No Huddle, Shotgun) M.Stafford sacked at DET 16 for -9 yards (K.Fackrell).
- 2-19-DET 16 (7:42) (No Huddle, Shotgun) M.Stafford pass incomplete deep middle to E.Ebron (J.Thomas).
- 3-19-DET 16 (7:38) (Shotgun) M.Stafford sacked at DET 16 for 0 yards (N.Perry).
- 4-19-DET 16 (6:52) S.Martin punts 49 yards to GB 35, Center-D.Muhlbach. T.Davis to DET 31 for 34 yards (J.Bademosi, D.Muhlbach).  
*Penalty on GB-J.Hawkins, Offensive Holding, declined.*  
*PENALTY on GB-M.Evans, Illegal Block Above the Waist, 10 yards, enforced at GB 36.*

### Green Bay Packers at 6:35

- 1-10-GB 26 (6:35) A.Rodgers pass incomplete short left to T.Davis.
- 2-10-GB 26 (6:31) J.Starks up the middle to GB 25 for -1 yards (K.Van Noy; G.Quin).
- 3-11-GB 25 (5:49) (Shotgun) A.Rodgers pass short left to J.Starks pushed ob at GB 34 for 9 yards (R.Bush).
- 4-2-GB 34 (5:15) J.Schum punts 43 yards to DET 23, Center-B.Goode. A.Roberts to DET 38 for 15 yards (J.Janis, B.Martinez).

### Detroit Lions at 5:05

- 1-10-DET 38 (5:05) (Shotgun) M.Stafford pass short right to T.Riddick to DET 47 for 9 yards (K.Clark).
- 2-1-DET 47 (4:39) (No Huddle, Shotgun) M.Stafford pass short middle to A.Boldin to GB 47 for 6 yards (B.Martinez). P20
- 1-10-GB 47 (4:17) (No Huddle, Shotgun) M.Stafford scrambles right end ran ob at GB 43 for 4 yards (J.Ryan).
- 2-6-GB 43 (4:10) (Shotgun) M.Stafford pass incomplete short right to A.Roberts.
- 3-6-GB 43 (4:05) (No Huddle, Shotgun) M.Stafford pass short middle to T.Riddick to GB 35 for 8 yards (N.Perry). P21
- 1-10-GB 35 (3:40) (No Huddle, Shotgun) **M.Stafford pass deep right to M.Jones for 35 yards, TOUCHDOWN.** P22
- M.Prater extra point is GOOD, Center-D.Muhlbach, Holder-S.Martin.

**DET 27 GB 34, 6 plays, 62 yards, 1:31 drive, 11:26 elapsed**

S.Martin kicks 65 yards from DET 35 to end zone, Touchback.

### Green Bay Packers at 3:34

- 1-10-GB 25 (3:34) E.Lacy up the middle to GB 24 for -1 yards (A.Robinson).  
Timeout #1 by DET at 03:28.
- 2-11-GB 24 (3:28) (Shotgun) E.Lacy left tackle to GB 27 for 3 yards (K.Van Noy).  
Timeout #2 by DET at 03:22.
- 3-8-GB 27 (3:22) (Shotgun) A.Rodgers scrambles left end to GB 38 for 11 yards (R.Bush). R16
- 1-10-GB 38 (2:30) (Shotgun) A.Rodgers pass short left to D.Adams to GB 47 for 9 yards (N.Lawson).  
Timeout #3 by DET at 02:18.  
Timeout #1 by GB at 02:18.



**Detroit Lions vs Green Bay Packers at Lambeau Field**

2-1-GB 47 (2:18) E.Lacy left end to DET 44 for 9 yards (N.Lawson).

Two-Minute Warning

1-10-DET 44 (2:00) A.Rodgers kneels to DET 45 for -1 yards.

2-11-DET 45 (1:18) A.Rodgers kneels to DET 46 for -1 yards.

3-12-DET 46 (:39) A.Rodgers kneels to DET 47 for -1 yards.

**END OF QUARTER**

		<b>Time</b>	<b>First Downs</b>				<b>Efficiencies</b>	
	<b>Score</b>	<b>Poss</b>	<b>R</b>	<b>P</b>	<b>X</b>	<b>T</b>	<b>3 Down</b>	<b>4 Down</b>
<b>Detroit Lions</b>	27	6:49	1	4	0	5	2/4	0/0
<b>Green Bay Packers</b>	34	8:11	3	0	0	3	1/4	0/0

# Miscellaneous Statistics Report

Detroit Lions vs Green Bay Packers  
9/25/2016 at Lambeau Field

## Ten Longest Plays for Detroit Lions

Yards	Qtr	Play Start	Play Description
73	2	2-8-DET 27	(:42) (No Huddle, Shotgun) M.Stafford pass deep right to M.Jones for 73 yards, TOUCHDOWN.
38	2	1-10-DET 23	(13:19) (No Huddle, Shotgun) M.Stafford pass deep right to M.Jones to GB 39 for 38 yards (D.Randall).
35	4	1-10-GB 35	(3:40) (No Huddle, Shotgun) M.Stafford pass deep right to M.Jones for 35 yards, TOUCHDOWN.
23	3	1-10-DET 23	(14:54) (Shotgun) M.Stafford pass deep right to M.Jones to DET 46 for 23 yards (M.Hyde).
21	3	1-10-DET 18	(3:08) (Shotgun) M.Stafford pass short middle to E.Ebron to DET 39 for 21 yards (N.Perry).
20	2	3-11-GB 44	(6:32) (No Huddle, Shotgun) M.Stafford pass deep middle to E.Ebron to GB 24 for 20 yards (M.Hyde).
19	4	2-20-GB 38	(13:59) (No Huddle, Shotgun) M.Stafford pass deep right to M.Jones ran ob at GB 19 for 19 yards (M.Hyde).
17	4	3-8-GB 45	(15:00) (Shotgun) M.Stafford pass deep right to M.Jones pushed ob at GB 28 for 17 yards (H.Clinton-Dix).
15	3	2-4-GB 21	(10:40) (No Huddle, Shotgun) M.Stafford pass short left to G.Tate to GB 6 for 15 yards (L.Gunter, M.Hyde).
14	1	2-10-DET 25	(11:16) (No Huddle, Shotgun) T.Riddick left end to DET 24 for -1 yards (N.Perry). PENALTY on GB-N.Perry, Unsportsmanlike Conduct, 15 yards, enforced at DET 24.

## Ten Longest Plays for Green Bay Packers

Yards	Qtr	Play Start	Play Description
49	1	1-10-GB 40	(2:45) A.Rodgers pass deep middle to J.Nelson to DET 11 for 49 yards (T.Wilson).
33	1	2-5-50	(13:01) (No Huddle) A.Rodgers pass deep right to R.Cobb to DET 17 for 33 yards (D.Slay).
25	2	2-10-GB 38	(4:34) (No Huddle) E.Lacy right tackle pushed ob at DET 37 for 25 yards (D.Slay).
17	2	3-2-DET 17	(1:14) (No Huddle, Shotgun) A.Rodgers pass deep right to J.Nelson for 17 yards, TOUCHDOWN.
15	1	3-5-GB 30	(13:51) (No Huddle, Shotgun) A.Rodgers pass short middle to J.Cook to GB 45 for 15 yards (R.Bush; T.Wilson).
14	1	3-7-DET 14	(11:27) (No Huddle, Shotgun) A.Rodgers pass short middle to D.Adams for 14 yards, TOUCHDOWN.
14	3	3-20-DET 42	(4:00) (Shotgun) A.Rodgers scrambles right end to DET 28 for 14 yards (B.Copeland).
14	4	2-6-GB 32	(11:47) (No Huddle) E.Lacy left tackle to GB 46 for 14 yards (Z.Gooden, G.Quin).
13	2	2-15-DET 30	(2:00) (Shotgun) A.Rodgers pass short middle to J.Nelson to DET 17 for 13 yards (T.Whitehead).
13	3	1-10-DET 45	(5:58) (No Huddle, Shotgun) A.Rodgers pass short left to J.Perillo to DET 32 for 13 yards (G.Quin).

## Touchdown Scoring Information

		Offense	Defense	Special Teams
<b>VISITOR</b>	Detroit Lions	3	0	0
<b>HOME</b>	Green Bay Packers	4	0	0

## Player Scoring Information

Club	Player	TD	Rush TD	Rec TD	KO TD	Punt TD	Int TD	Fum TD	Misc TD	FG	XP	2Pt Rush	2Pt Rec	Sfty	Points
DET	M.Jones	0	0	2	0	0	0	0	0	0	0	0	0	0	12
DET	M.Prater	0	0	0	0	0	0	0	0	2	3	0	0	0	9
DET	A.Boldin	0	0	1	0	0	0	0	0	0	0	0	0	0	6
GB	J.Nelson	0	0	2	0	0	0	0	0	0	0	0	0	0	12
GB	M.Crosby	0	0	0	0	0	0	0	0	2	4	0	0	0	10
GB	D.Adams	0	0	1	0	0	0	0	0	0	0	0	0	0	6
GB	R.Rodgers	0	0	1	0	0	0	0	0	0	0	0	0	0	6

## Possession Detail

	First Half		Second Half		Game	
	Visitor	Home	Visitor	Home	Visitor	Home
Largest Lead	0	28	0	17	0	28
Drives Leading	0	5	0	4	0	9
Time of Possession Leading	0:00	7:55	0:00	13:20	0:00	21:15
Largest Deficit	-28	0	-17	0	-28	0
Drives Trailing	5	0	4	0	9	0
Time of Possession Trailing	18:27	0:00	16:40	0:00	35:07	0:00
Times Score Tied Up		0		0		0
Lead Changes		1		0		1

# Playtime Percentage

Percent of playtime per player on offense, defense and special teams

Detroit Lions					Green Bay Packers						
		Offense	Defense	Special Teams			Offense	Defense	Special Teams		
T Decker	T	68	100%	6	21%	D Bakhtiari	T	54	100%	6	21%
L Tomlinson	G	68	100%	6	21%	L Taylor	G	54	100%	6	21%
T Swanson	C	68	100%	6	21%	B Bulaga	T	54	100%	6	21%
L Warford	G	68	100%	6	21%	T Lang	G	54	100%		
R Reiff	T	68	100%	6	21%	A Rodgers	QB	54	100%		
M Stafford	QB	68	100%			J Tretter	C	54	100%		
M Jones	WR	65	96%			J Nelson	WR	49	91%		
G Tate	WR	59	87%			R Rodgers	TE	43	80%	12	41%
E Ebron	TE	58	85%			R Cobb	WR	42	78%		
A Boldin	WR	53	78%			E Lacy	RB	38	70%		
T Riddick	RB	45	66%			D Adams	WR	25	46%		
D Washington	RB	25	37%	9	31%	J Perillo	TE	17	31%	9	31%
C Wick	TE	16	24%	4	14%	J Cook	TE	14	26%		
A Roberts	WR	10	15%	8	28%	T Davis	WR	12	22%	9	31%
M Burton	FB	8	12%	7	24%	J Starks	RB	12	22%	6	21%
C Robinson	T	1	1%	6	21%	A Ripkowski	FB	11	20%	7	24%
N Lawson	CB		54 100%	12	41%	T Montgomery	WR	4	7%	15	52%
D Slay	CB		54 100%	6	21%	J Janis	WR	3	6%	11	38%
G Quin	FS		54 100%	6	21%	H Clinton-Dix	FS		68 100%	6	21%
T Whitehead	LB		54 100%	6	21%	Q Rollins	CB		67 99%	8	28%
K Van Noy	LB		48 89%	8	28%	M Hyde	SS		67 99%	6	21%
R Bush	SS		46 85%	8	28%	L Gunter	CB		63 93%	11	38%
D Taylor	DE		42 78%	3	10%	D Randall	CB		57 84%	6	21%
H Ngata	DT		36 67%	4	14%	J Ryan	LB		56 82%	8	28%
K Hyder	DE		34 63%	11	38%	N Perry	LB		51 75%	2	7%
Z Gooden	LB		27 50%	21	72%	M Daniels	DT		46 68%	6	21%
Q Diggs	CB		25 46%	8	28%	K Clark	DT		42 62%	12	41%
W Gilberry	DE		23 43%	3	10%	J Thomas	LB		38 56%	8	28%
A Robinson	DT		22 41%	2	7%	K Fackrell	LB		37 54%	22	76%
T Walker	DT		20 37%	3	10%	J Peppers	LB		32 47%	12	41%
K Thornton	DT		17 31%	2	7%	B Martinez	LB		30 44%	5	17%
S Charles	DT		14 26%	1	3%	J Elliott	LB		28 41%	14	48%
T Wilson	SS		12 22%			C Ringo	NT		24 35%	1	3%
A Zettel	DE		7 13%	1	3%	K Brice	FS		12 18%	23	79%
T Armbrister	LB		4 7%	19	66%	D Lowry	DE		11 16%	6	21%
B Copeland	DE		1 2%	18	62%	B Price	DT		10 15%		
D Carey	FS			23	79%	J Hawkins	CB		7 10%	6	21%
J Bademosi	CB			17	59%	C Banjo	FS		2 3%	11	38%
M Killebrew	SS			17	59%	M Crosby	K			13	45%
S Martin	P			14	48%	M Evans	SS			10	34%
G Glasgow	C			13	45%	J Abbrederis	WR			8	28%
Z Zenner	RB			9	31%	B Goode	LS			8	28%
D Muhlbach	LS			8	28%	J Schum	P			8	28%
M Prater	K			6	21%	D Barclay	T			6	21%
K Lee	TE			6	21%						

