

BUFFALO BILLS

2016 WEEKLY RELEASE



**REGULAR SEASON WEEK 5 :
BUFFALO BILLS @ LOS ANGELES RAMS**

SUNDAY, OCTOBER 9, 2016 - 4:25 p.m.



BUFFALO BILLS

2016 WEEKLY RELEASE



REGULAR SEASON WEEK 5: BUFFALO BILLS @ LOS ANGELES RAMS
SUNDAY, OCTOBER 9, 2016 4:25 p.m. CBS-TV

BILLS RETURN TO LOS ANGELES

The Buffalo Bills will take on the Los Angeles Rams at Los Angeles Memorial Coliseum on Sunday with kickoff scheduled for 4:25 p.m. Sunday's game will be the 12th regular season meeting between Buffalo and the Rams and the first meeting in Los Angeles since 1983.

BILLS-RAMS REGULAR SEASON SERIES

- Overall regular season record: 6-5
- Bills on the road at Rams: 2-2
- Last meeting on the road: 9/28/08, W 31-14
- First regular season meeting: 9/27/1970, L 0-19 at Buffalo
- Last regular season meeting: 12/10/2012, L 12-15 at Buffalo
- Last regular season meeting in Los Angeles: 10/23/1983, W 41-17

2016 SCHEDULE (2-2)

WEEK	DATE	OPPONENT	TIME/RESULT
1	9/11/16	at Baltimore Ravens	L, 7-13
2	9/15/16	NEW YORK JETS	L, 31-37
3	9/25/16	ARIZONA CARDINALS	W, 33-18
4	10/2/16	at New England Patriots	W, 16-0
5	10/9/16	at Los Angeles Rams	4:25 p.m.
6	10/16/16	SAN FRANCISCO 49ers	1:00 p.m.
7	10/23/16	at Miami Dolphins	1:00 p.m.
8	10/30/16	NEW ENGLAND PATRIOTS	1:00 p.m.
9	11/7/16	at Seattle Seahawks	8:30 p.m.
10		BYE WEEK	
11	11/20/16	at Cincinnati Bengals	1:00 p.m.
12	11/27/16	JACKSONVILLE JAGUARS	1:00 p.m.
13	12/4/16	at Oakland Raiders	4:05 p.m.
14	12/11/16	PITTSBURGH STEALERS	1:00 p.m.
15	12/18/16	CLEVELAND BROWNS	1:00 p.m.
16	12/24/16	MIAMI DOLPHINS	1:00 p.m.
17	1/1/17	at New York Jets	1:00 p.m.

BROADCAST INFO

TELEVISION: CBS-TV
PRODUCER: Ken Mack
DIRECTOR: Mark Grant
PLAY-BY-PLAY: Kevin Harlan
COLOR ANALYST: Rich Gannon
SIDELINE: Scott Kaplan



BILLS RADIO NETWORK
PLAY-BY-PLAY: John Murphy (29th year, 13th as play-by-play)
COLOR ANALYST: Mark Kelso (11th year)
SIDELINE: Sal Capaccio (3rd year)

NATIONAL RADIO BROADCAST
BROADCAST: Westwood One
PLAY-BY-PLAY: Steve Raible
COLOR ANALYST: Mike Holmgren

MEDIA SCHEDULE

TUESDAY, OCT. 4
 No Media Availability

WEDNESDAY, OCT. 5
 Coach Ryan Available: 12:05 PM
 Practice: 12:30 PM (Stretch & Individual only)
 Open Locker Room: Post-Practice
 Rams HC Jeff Fisher Conference Call: 1:20 p.m.
 Rams RB Todd Gurley Conference Call: 3:15 p.m.

THURSDAY, OCT. 6
 Practice: 11:45 AM (Stretch & Individual only)
 Coach Ryan Available: Post-Practice
 Open Locker Room: Post-Practice
 Assistant Coaches Available Upon Request:
 Please submit interview requests and topics for assistant coaches to a member of the Bills media relations staff by 12 PM on Wednesday.

FRIDAY, OCT. 7
 Practice: 10:40 AM (Stretch & Individual Only)
 Coach Ryan Available: Post-Practice
 Open Locker Room: Post-Practice

SATURDAY, OCT. 8
 No Media Availability

SUNDAY, OCT. 9
 4:25 p.m. Bills at Rams @ L.A. Memorial Coliseum

Scott Berchtold - Senior Vice President/Communications
 scott.berchtold@bills.nfl.net :: 716-312-8701

Kevin Kearns - Manager of Media Relations
 kevin.kearns@bills.nfl.net :: 716-312-8704

Kristy Boncal - Alumni & Media Coordinator
 kristy.boncal@bills.nfl.net :: 716-312-8620

Chris Jenkins - Executive Director of Media Relations
 chris.jenkins@bills.nfl.net :: 716-312-8702

Chris Fanelli - Coordinator of Media Relations
 chris.fanelli@bills.nfl.net :: 716-312-8717



BILLS 2016 REGULAR SEASON STATISTICS

BUFFALO BILLS / WEEK 4 / THROUGH SUNDAY, OCTOBER 2, 2016

WON 2, LOST 2			
09/11 L 7-13	at Baltimore	71,104	
09/15 L 31-37	New York Jets	70,256	
09/25 W 33-18	Arizona	68,647	
10/02 W 16- 0	at New England	66,829	
10/09	at Los Angeles		
10/16	San Francisco		
10/23	at Miami		
10/30	New England		
11/07	at Seattle		
11/20	at Cincinnati		
11/27	Jacksonville		
12/04	at Oakland		
12/11	Pittsburgh		
12/18	Cleveland		
12/24	Miami		
01/01	at New York Jets		

* RUSHING	No.	Yds	Avg	Long	TD
McCoy	67	297	4.4	24t	3
Taylor	21	140	6.7	49	1
Gillislee	9	50	5.6	16	0
Tate	1	4	4.0	4	0
Felton	1	2	2.0	2	0
Manuel	2	2	1.0	2	0
J. Williams	3	2	0.7	1	0
Bush	3	-4	-1.3	5	0
TEAM	107	493	4.6	49	4
OPPONENTS	108	384	3.6	22t	5
* RECEIVING	No.	Yds	Avg	Long	TD
Woods	18	170	9.4	24	0
McCoy	17	87	5.1	13	1
Clay	12	114	9.5	33	0
Powell	7	50	7.1	14	0
Watkins	6	63	10.5	19	0

TOTAL FIRST DOWNS	Buff.	Opp.	
Rushing	67	84	
Passing	29	19	
Penalty	34	56	
3rd Down: Made/Att	4	9	
3rd Down Pct.	17/51	20/55	
4th Down: Made/Att	33.3	36.4	
4th Down Pct.	3/4	2/5	
POSSESSION AVG.	75.0	40.0	
TOTAL NET YARDS	27:32	32:28	
Avg. Per Game	1228	1426	
Total Plays	307.0	356.5	
Avg. Per Play	232	265	
NET YARDS RUSHING	5.3	5.4	
Avg. Per Game	493	384	
Total Rushes	123.3	96.0	
NET YARDS PASSING	107	108	
Avg. Per Game	735	1042	
Sacked/Yards Lost	183.8	260.5	
Gross Yards	8/48	13/82	
Att./Completions	783	1124	
Completion Pct.	117/75	144/89	
Had Intercepted	64.1	61.8	
PUNTS/AVERAGE	2	4	
NET PUNTING AVG.	19/40.6	17/43.2	
PENALTIES/YARDS	19/38.7	17/38.2	
FUMBLES/BALL LOST	29/283	30/209	
TOUCHDOWNS	4/0	11/4	
Rushing	10	7	
Passing	4	5	
Returns	4	2	

Goodwin	4	130	32.5	84t	1			
Salas	4	89	22.3	71t	1			
O'Leary	3	48	16.0	28	0			
Gillislee	3	27	9.0	18t	1			
Felton	1	5	5.0	5	0			
TEAM	75	783	10.4	84t	4			
OPPONENTS	89	1124	12.6	66t	2			
* INTERCEPTIONS	No.	Yds	Avg	Long	TD			
Gilmore	2	48	24.0	34	0			
Graham	1	0	0.0	0	0			
White	1	0	0.0	0	0			
TEAM	4	48	12.0	34	0			
OPPONENTS	2	0	0.0	0	0			
* PUNTING	No.	Yds	Avg	Net	TB	In	Lg	B
Schmidt	19	772	40.6	38.7	1	5	50	0
TEAM	19	772	40.6	38.7	1	5	50	0
OPPONENTS	17	735	43.2	38.2	0	4	58	0
* PUNT RETURNS	Ret	FC	Yds	Avg	Long	TD		
Tate	7	3	86	12.3	31	0		
Bush	0	1	0	---	---	0		
TEAM	7	4	86	12.3	31	0		
OPPONENTS	7	4	17	2.4	12	0		
* KICKOFF RETURNS	No.	Yds	Avg	Long	TD			
Tate	6	145	24.2	45	0			
Felton	2	18	9.0	11	0			
O'Leary	1	13	13.0	13	0			
TEAM	9	176	19.6	45	0			
OPPONENTS	11	207	18.8	51	0			
* FIELD GOALS	1-19	20-29	30-39	40-49	50+			
Carpenter	1/ 1	0/ 0	2/ 2	3/ 5	0/0			
TEAM	1/ 1	0/ 0	2/ 2	3/ 5	0/0			
OPPONENTS	0/ 0	2/ 2	2/ 2	0/ 1	2/2			

* SCORE BY PERIODS	Q1	Q2	Q3	Q4	OT	PTS			
TEAM	24	23	30	10	0	87			
OPPONENTS	9	28	13	18	0	68			
* SCORING	TD	Ru	Pa	Rt	K	PAT	FG	S	PTS
Carpenter	0	0	0	0	9/10	6/ 8	0	27	
McCoy	4	3	1	0			0	24	
Gillislee	1	0	1	0			0	6	
Goodwin	1	0	1	0			0	6	
Robey	1	0	0	1			0	6	
Salas	1	0	1	0			0	6	
Taylor	1	1	0	0			0	6	
A. Williams	1	0	0	1			0	6	
TEAM	10	4	4	2	9/10	6/ 8	0	87	
OPPONENTS	7	5	2	0	6/ 6	6/ 7	1	68	

2-Pt Conv: TM 0-0, OPP 0-1
SACKS: Alexander 4, Hughes 4, Douzable 1.5, K. Williams 1.5, Z. Brown 1, Graham 1, TM 13, OPP 8
FUM/LOST: Taylor 2/0, Manuel 1/0, McCoy 1/0

* PASSING	Att	Cmp	Yds	Cmp%	Yds/Att	TD	TD%	Int	Int%	Long	Sack/Lost	Rating
Taylor	116	74	773	63.8	6.66	4	3.4	2	1.7	84t	8/ 48	87.3
Manuel	1	1	10	100.0	10.00	0	0.0	0	0.0	10	0/ 0	108.3
TEAM	117	75	783	64.1	6.69	4	3.4	2	1.7	84t	8/ 48	87.7
OPPONENTS	144	89	1124	61.8	7.81	2	1.4	4	2.8	66t	13/ 82	79.2

BILLS 2016 REGULAR SEASON STATISTICS

2016 DEFENSIVE STATS

DEFENSIVE TACKLES

PLAYER	Solo	Assist	TFL	TOTAL
Z. Brown	35	17	4	52
P. Brown	19	16	2	35
L. Alexander	12	5	1	17
J. Hughes	12	4	5	16
K. Williams	8	8	1	16
R. Darby	14	2	0	16
S. Gilmore	12	3	0	15
C. Graham	9	2	1	11
A. Williams	8	3	1	11
C. White	8	1	0	9
L. Douzable	3	6	1	9
N. Robey-Coleman	8	0	1	8
C. Bryant	5	3	0	8
A. Washington	2	4	0	6
D. Williams	4	0	0	4
R. Blanton	4	0	0	4
K. Seymour	4	0	0	4
J. Worthy	0	4	0	4
J. Meeks	0	3	0	3
L. McCray	1	1	0	2
B. Spikes	0	1	0	1
TOTAL	168	83	17	251

FUMBLE RECOVERIES

P. Brown	2
N. Robey-Coleman	1
A. Williams	1
TOTAL	4

PASSES DEFENSED

R. Darby	6
S. Gilmore	5
C. Graham	3
A. Williams	3
A. Williams	2
C. White	1
J. Hughes	1
TOTAL	21

SACKS

J. Hughes	4.0
L. Alexander	4.0
L. Douzable	1.5
K. Williams	1.5
C. Graham	1.0
Z. Brown	1.0
TOTAL	13.0

INTERCEPTIONS

S. Gilmore	2
C. Graham	1
C. White	1
TOTAL	4

FUMBLES FORCED

L. Alexander	2
Z. Brown	2
P. Brown	1
TOTAL	5

DEFENSIVE TOUCHDOWNS

N. Robey-Coleman	1
A. Williams	1
TOTAL	2

SPECIAL TEAMS TACKLES

PLAYER	Solo	Assist	TOTAL
R. Humber	3	1	4
L. Alexander	1	3	4
J. Meeks	3	0	3
C. Graham	2	0	2
R. Blanton	2	0	2
P. Brown	1	1	2
L. McCray	1	0	1
K. Seymour	1	0	1
N. Robey-Coleman	1	0	1
C. White	1	0	1
G. Sanborn	0	1	1
TOTAL	16	6	22



2016 AFC EAST STANDINGS

TEAM	W	L	HOME	ROAD	PF	PA
New England	3	1	2-1	1-0	81	61
Buffalo	2	2	1-1	1-1	87	68
New York	1	3	0-2	1-1	79	105
Miami	1	3	1-0	0-3	71	89

BILLS 2016 RANKINGS

OFFENSE

Category	Total	AFC Rank	NFL Rank
Total Yards/Game	307.0	16th	28th
Points Per Game	21.8	6th	17th
Passing Yards/Game	183.8	16th	31st
Passing Yards/Attempt	6.69	11th	24th
Interceptions	2	T-4th	T-8th
Rushing Yards/Game	123.3	5th	7th
Rushing Yards/Play	4.61	4th	5th
Times Sacked	8.0	T-5th	T-12th
1st Downs/Game	16.8	15th	29th
3rd Down Efficiency	33.3%	13th	T-26th
4th Down Efficiency	75%	2nd	T-5th
Time of Possession	27:31	15th	28th
Punt Return Average	12.3	3rd	11th
Kick Return Average	19.6	13th	25th
Net Punt Average	38.7	13th	24th
Field Goal Percentage	75%	T-11th	T-23rd

DEFENSE

Category	Total	AFC Rank	NFL Rank
Total Yards/Game	356.5	8th	17th
Points Per Game	17.0	3rd	6th
Passing Yards/Game	260.5	9th	17th
Passing Yards/Attempt	7.81	10th	17th
Interceptions	4	T-6th	T-9th
Rushing Yards/Game	96.0	5th	13th
Rushing Yards/Play	3.56	2nd	7th
Sacks	13.0	2nd	3rd
1st Downs/Game	21.0	T-8th	T-19th
3rd Down Efficiency	36.4%	7th	10th
4th Down Efficiency	40%	7th	11th
Time of Possession	32:28	15th	28th
Punt Return Average	2.4	1st	1st
Kick Return Average	18.8	6th	11th
Net Punt Average	38.2	2nd	7th
Field Goal Percentage	85.7%	11th	T-17th

>>> THE BILLS ARE
THIRD IN THE NFL
IN SACKS THIS SEASON



LAST GAME: BILLS-PATRIOTS

REGULAR SEASON WEEK 4 - Bills 16, Patriots 0
October 2, 2016 - Gillette Stadium - 66,829

The Buffalo Bills recorded their first road shutout in 26 years to defeat the New England Patriots 16-0 at Gillette Stadium. With the win, Buffalo improves its record to 2-2 on the season.

Buffalo's offense was paced by LeSean McCoy's 108 yards of total offense, including a seven-yard touchdown pass from Tyrod Taylor for the game's only touchdown. McCoy finished the game with 70 rushing yards and six receptions for 38 yards.

Taylor completed a season-high 27 passes on a season-high 39 attempts for 246 yards and added 28 yards on the ground while WR Robert Woods led Buffalo with 89 yards on a game-high seven receptions. Tight end Charles Clay chipped in five receptions for 47 yards.

On the defensive side of the ball, LB Zach Brown recorded a career-high 18 tackles, forced two fumbles and added one sack. Linebackers Jerry Hughes and Lorenzo Alexander each contributed sacks to the shutout and both reached 4.0 sacks on the season, good for third in the NFL. Safety Aaron Williams recorded three passes defended and Preston Brown finished with seven total tackles. With the performance, Zach Brown sits first in the league with 52 tackles and Preston Brown is 10th with 37 tackles.

The New England Patriots were led by tight end Martellus Bennett, whose 58 yard reception in the second quarter sparked his five-reception, 109 yard performance. LeGarrette Blount ran for 54 yards, rookie QB completed 63% of his passes for 205 yards and cornerback Logan Ryan set career-highs with 14 individual tackles and 17 total tackles.

TEAM	1	2	3	4	Final
Bills	7	6	3	0	16
Patriots	0	0	0	0	0

TEAM	QTR.	TIME	SCORING PLAY	DRIVE	SCORE
Bills	1	5:31	L.McCoy 7 yd. pass from T.Taylor (D.Carpenter kick)	12-65, 7:11	7-0
Bills	2	14:49	D.Carpenter 34 yd. Field Goal	10-52, 3:58	10-0
Bills	2	7:46	D.Carpenter 43 yd. Field Goal	12-71, 4:40	13-0
Bills	3	0:28	D.Carpenter 44 yd. Field Goal	11-44, 4:27	16-0

	BUF	NE
First Downs	24	13
Rushes-Yards	32-134	22-90
Net Passing Yards	244	187
Total Net Yards	378	277
Passing (A-C-I)	39-27-0	27-17-0
Sacked by Opp.	2-2	3-18
Punts-Average	4-40.8	6-52.2
Fumbles-Lost	0-0	5-1
Penalties	6-60	9-74
Time of Poss.	36:11	23:49

WHAT TO LOOK FOR

TEAM

- Looking to win three straight games for first time since Week 1-3 of 2011

OFFENSE

QB Tyrod Taylor

- Needs one passing touchdown to reach 25 and enter Bills career top 10 (tying Trent Edwards)

C Eric Wood

- Will play and start in his 100th career game this weekend

WR Robert Woods

- Needs one receiving TD to reach 10 for his career

RB Reggie Bush

- Needs three yards from scrimmage to reach 9,000 for his career

TE Charles Clay

- Needs 49 receiving yards to reach 2,500 yards in his career

RB LeSean McCoy

- Needs 16 rushing yards to reach 8,000 for his career. Will become the sixth active player to reach that total.

DEFENSE

CB Stephon Gilmore

- Needs nine tackles to reach 200 for his career

CB Ronald Darby

- Needs three passes defended to reach 30 for his career. Will be the fastest Bill to reach 30 since they started tracking the stat in 2000.
- Needs seven tackles to reach 80 for his career

LB Zach Brown

- Brown currently has 52 tackles, which is tied for the most through the first four weeks of a season since 1994 when tackles became an official stat. With 13 tackles against the Rams, Brown would set the NFL record for most tackles through the first five games of a season with 65. (Pat Angerer, 64, 2011 w/IND)

LB Jerry Hughes

- Needs one sack to reach 30 for his career as a Bill. Would be the fifth fastest to get to 30 sacks in franchise history.

SPECIAL TEAMS

K Dan Carpenter

- Needs six points to reach 400 as a Bill. Would become the sixth player in franchise history to reach 400 points.
- Needs four field goals to reach 100 as a Bill

WR Brandon Tate

- Needs four kick returns to reach 200 for his career. Would become the 39th player in league history with 200 kick returns
- Needs 175 kick return yards to reach 5,000 for his career. Would become the 31st player in league history with 5,000 kick return yards



QUOTE OF THE WEEK

Bills RB LeSean McCoy on the Week 4 win:

"It's just one game. In this league you can't get too high and get too low. When we were 0-2 guys had the same mindset, 'We've got to get better, we've got to get better.' This game was a big game win for us because it's a divisional game but other than that it's another win. We're 2-2. It's a long season. We can't get wrapped up in a loss or a win."

BILLS-RAMS SERIES HIGHS

RUSHING YARDS

Bills: 129, Thurman Thomas 12/10/1995 @ STL

Rams: 158, Greg Hill 9/20/1998 @ BUF

RECEIVING YARDS

Bills: 106, Byron Franklin 11/27/1983 @ LA

106, Andre Reed 10/16/1989 @BUF

Rams: 138, Jack Snow 9/27/1970 @ BUF

PASSING YARDS

Bills: 247, Ryan Fitzpatrick 12/19/2012 @ BUF

Rams: 372, Mark Rypien 12/10/1995 @ STL

TALE OF THE TAPE - 2016 STATS

Bills	Category	Rams
2-2	Record	3-1
87	Points Scored	63
68	Points Allowed	76
10	Touchdowns Scored	7
7	Touchdowns Allowed	10
4	Rushing TDs	2
4	Passing TDs	4
2	Return TDs	1
5	Rushing TDs Allowed	4
2	Passing TDs Allowed	5
0	Return TDs Allowed	0
8/49	Sacked/Yards Lost	7/54
4/0	Fumbles/Lost	2/2
2	Had Intercepted	3
6/8	Field Goals Made/Attempted	5/5
307.0	Average Yards Per Game	269.0
356.5	Opp. Average Yards Per Game	379.5
123.3	Average Rushing Yards Per Game	76.8
96.0	Opp. Avg. Rushing Yards Per Game	104.5
183.8	Average Passing Yards Per Game	192.3
260.5	Opp. Avg. Passing Yards Per Game	275.0
+6	Turnover Ratio	+4
27:31	Average Time of Possession	28:00
28th/7th/31st	NFL Rank-Total Offense/Run/Pass	31st/30th/30th
17th/8th/17th	Rank-Total Defense/Run/Pass	23rd/17th/23rd
vs San Francisco	Next Week	@ Detroit

2016 BILLS/RAMS LEADERS

BILLS

PASSING

Tyrod Taylor - 773 yards

EJ Manuel - 10 yards

RUSHING

LeSean McCoy - 297 yards

Tyrod Taylor - 140 yards

Mike Gillislee - 50 yards

RECEIVING

Robert Woods - 170 yards

Marquise Goodwin - 130

Charles Clay - 114 yards

Greg Salas - 89 yards

LeSean McCoy - 87 yards

POINTS

Dan Carpenter - 27 points

LeSean McCoy - 24 points

Aaron Williams - 6 points

Marquise Goodwin - 6 points

Tyrod Taylor - 6 points

Greg Salas - 6 points

Mike Gillislee - 6 points

Nickell Robey-Coleman - 6 points

RAMS

Case Keenum - 825 yards

Todd Gurley - 216 yards

Benny Cunningham - 32 yards

Case Keenum - 30 yards

Kenny Britt - 281 yards

Tavon Austin - 159 yards

Brian Quick - 153 yards

Lance Kendricks - 128 yards

Todd Gurley - 58 yards

Greg Zuerlein - 21 points

Brian Quick - 18 points

Todd Gurley - 12 points

Tavon Austin - 6 points

Ethan Westbrooks - 6 points

INTERCEPTIONS

Stephon Gilmore - 2

Corey Graham - 1

Corey White - 1

Mark Barron - 2

Trumaine Johnson - 1

T.J. McDonald - 1

SACKS

Jerry Hughes - 4.0

Lorenzo Alexander - 4.0

Leger Douzable - 1.5

Kyle Williams - 1.5

Corey Graham - 1.0

Zach Brown - 1.0

Robert Quinn - 2.0

Aaron Donald - 1.5

Maurice Alexander - 1.0

T.J. McDonald - 1.0

William Hayes - 1.0

Eugene Sims - 0.5

TACKLES

Zach Brown - 52

Preston Brown - 35

Lorenzo Alexander - 22

Jerry Hughes - 16

Kyle Williams - 16

Ronald Darby - 16

Alec Ogletree - 36

Mark Barron - 29

Lamarcus Joyner - 25

Trumaine Johnson - 23

Troy Hill - 18

Maurice Alexander - 15

BILLS

FORMER BILLS / RAMS

- Rams Defensive Coordinator **Gregg Williams** served as the Bills head coach from 2001-2003, leading the Bills to an 8-8 record in 2002, his best finish.
- Bills G **Richie Incognito** was a member of the St. Louis Rams organization from 2005-2009.
- Bills WR **Greg Salas** played his rookie season with the Rams in 2011.
- Bills DE **Leger Douzable** spent his 2009 and 2010 seasons with the Rams organization.

HOMETOWN CONNECTIONS

- Bills WR **Robert Woods** grew up in Gardena, Calif. just 11 miles from the Los Angeles Memorial Coliseum.
- Bills CB **Kevon Seymour** grew up in Pasadena, Calif. just 14 miles from Los Angeles Memorial Coliseum.
- Bills C **Eric Wood** and Rams LS **Jake McQuaide** both attended Elder High School in Cincinnati, Ohio, with Wood graduating in '04 and McQuaide in '06.
- Bills RB **Reggie Bush** and Rams LB **Cory Littleton** both hail from Spring Valley, Calif.
- Bills T **Jordan Mills** and Rams T **Greg Robinson** are both natives of Thibodaux, La.

COLLEGE CONNECTIONS

- Bills RB **Reggie Bush** (2003-2005), CB **Nickell Robey-Coleman** (2010-2012), CB **Kevon Seymour** (2012-2015) and WR **Robert Woods** (2011-2012) called the Los Angeles Memorial Coliseum home while attending the University of Southern California.
- Bills DC **Dennis Thurman** played at USC from 1974-77 and coached there from 1993-2000). DB coach **Tim McDonald** starred as a Trojan from 1983-86.
- Bills DT **Marcell Dareus** and Rams LB/S **Mark Barron** attend the University of Alabama together from 2008-10, winning a national championship following the 2009 season.
- Bills S **Jonathan Meeks** played in the same defensive backfield with Rams DB **Coty Sensabaugh** at Clemson from 2009-2011.
- Bills RB **Mike Gillislee** and Rams DT **Dominique Easley** were teammates at Florida from 2010-2012
- Bills CB **Ronald Darby** (2012-2014), QB **EJ Manuel** (2008-2012), TE **Nick O'Leary** (2011-2014) and Rams DB **Lamaricus Joyner** (2010-13) all played at Florida State.
- Bills G **John Miller** and Rams G **Jamon Brown** were key pieces on Louisville's offensive line from 2011-2014. Bills LB **Preston Brown** was also a member of the Louisville squad from 2010-2013.

COLLEGE CONNECTIONS

- Bills K **Dan Carpenter** and S **Colt Anderson** were teammates with Rams RB **Chase Reynolds** at Montana during the 2007 season. Rams CB **Trumaine Johnson** also played for the Grizzlies from 2008-11.
- Bills ILB **Zach Brown** (2008-2011) attended North Carolina with Rams DE **Robert Quinn** (2008-2009) and **Cam Thomas** (2006-2009).
- Bills WR **Marquise Goodwin** and Rams RB **Malcolm Brown** were teammates at Texas from 2011-2012.

COLLEGE CONNECTIONS

- Bills Head Coach **Rex Ryan**, Defensive Coordinator **Dennis Thurman** and Rams Special Teams Coordinator **John Fassel** coached together for the Baltimore Ravens from 2005-2007. Current Bills Assistant Defense Backs Coach **Ed Reed** played safety for the Ravens within that time frame.
- Bills Defensive Backs Coach **Tim McDonald** played the 1993 season under Rams Head Coach Jeff Fisher with the San Francisco 49ers. Fisher was the defensive backs coach and McDonald was a safety.
- Bills Wide Receivers Coach **Sanjay Lal**, Assistant Head Coach/Defense **Rob Ryan** and Outside Linebackers Coach **Jeff Weeks** served on the Raiders coaching staff with Rams Special Teams Coordinator **John Fassel** in 2008.
- Bills G **Richie Incognito** played under Rams Offensive Line Coach **Paul Bourdeau** during the 2007 season.
- Bills WR **Justin Hunter** and Rams WR **Kenny Britt** spent the 2013 season together in Tennessee.
- Rams Assistant Offensive Line Coach **Andy Dickerson** served on Rex Ryan's coaching staff with the Jets during the 2011 season.
- Bills Offensive Coordinator **Anthony Lynn** and Rams Linebackers Coach **Frank Bush** coached together in Denver from 2000-2002.
- Bills Offensive Line Coach **Aaron Kromer** and Rams Passing Game Coordinator/Wide Receivers **Mike Groh** coached together in Chicago from 2013-2014. Kromer was the Bears offensive coordinator while Groh served as wide receivers coach.

ADDITIONAL CONNECTION

- Bills defensive backs coach **Tim McDonald** is the father of Rams S **T.J. McDonald**.



BILLS - PROJECTED STARTERS

OFFENSE

WR ROBERT WOODS - Leads the team with 18 catches for 170 yards for the season.

LT CORDY GLENN - Has started 63 games in his first five seasons. Helped pave the way for the number one rushing offense in the NFL during the 2015 season.

LG RICHIE INCOGNITO - Was elected to the Pro Bowl in 2015 and has started in all 23 games he's appeared in for the Bills.

C ERIC WOOD - Has started all 99 games he has played in for Buffalo. Was selected to his first Pro Bowl in 2015.

RG JOHN MILLER - Has started in all 16 games he's appeared in so far in Buffalo.

RT JORDAN MILLS - Appeared in 14 games, starting nine, in his Bills career.

TE CHARLES CLAY - Has 12 receptions for 114 yards this season.

WR MARQUISE GOODWIN - Has four catches for 140 yards and one touchdown this season.

QB TYROD TAYLOR - Has completed 74 of 116 passes for 773 yards, four touchdowns and two interceptions this season. Also has added 140 yards and a touchdown on the ground. Threw for 3,035 yards, 20 touchdowns and 6 interceptions, added another 568 yards rushing and four touchdowns in 2015 on the way to his first Pro Bowl appearance.

RB LESEAN MCCOY - Has totaled 297 yards and three touchdowns on 67 carries this season. Also has 17 catches for 87 yards and a touchdown. A four-time Pro Bowler who rushed for 895 yards and three touchdowns, adding 292 yards receiving and two touchdowns in 2015.

FB JEROME FELTON - Has played in 19 games for the Bills and helped block for the number one rushing offense in the NFL in 2015.

KEY RESERVES

WR GREG SALAS - Has four catches for 89 yards and one touchdown this season. Missed the last two games with an injury.

RB MIKE GILLISLEE - Has nine rush attempts for 50 yards on the season and three receptions for 27 yards and a touchdown.

T CYRUS KOUANDJIO - Started two games at left tackle this season.

WR WALT POWELL - Has seven receptions for 50 yards this season.

WR BRANDON TATE - Has totaled 145 yards on six kick returns and 86 yards on seven punt returns this year.

DEFENSE

DT KYLE WILLIAMS - Has 16 tackles, 1.5 sacks, three tackles for a loss and four QB hits this season. Has started 135-of-140 games and earned four-time Pro Bowl honors (2010, 2012, 2013, and 2014).

NT MARCELL DAREUS - Making his 2016 debut after a four game suspension. Has played in 78 games and has totaled 253 tackles, 30.5 sacks, 12 passes defended, 51 QB hits and 39 tackles for a loss.

DE CORBIN BRYANT - Has recorded eight tackles so far this season.

LB JERRY HUGHES - Has totaled 16 tackles and a team-high four sacks on the season. Also has five tackles for a loss and eight QB hits.

LB ZACH BROWN - Currently leads the league with 52 tackles on the season. Also has one sack, two forced fumbles, three QB hits and four tackles for a loss.

LB PRESTON BROWN - Has totaled 35 tackles, two tackles for a loss, one forced fumble and two fumble recoveries so far this season.

LB LORENZO ALEXANDER - Has totaled 17 tackles, a team-high 4.0 sacks, one tackle for a loss, four QB hits and two forced fumbles on the year.

CB RONALD DARBY - Has recorded 16 tackles, one QB hit and six passes defended this season.

CB STEPHON GILMORE - Has totaled 15 tackles, two interceptions and five passes defended this season.

S COREY GRAHAM - Has 11 tackles, one sack, one tackle for a loss, one QB hit, one interception and three passes defended.

S AARON WILLIAMS - Has 11 tackles, one tackle for a loss, five passes defended and one fumble recovery that he returned for a touchdown so far this year.

KEY RESERVES

S DUKE WILLIAMS - Has four tackles so far this season.

DE ADOLPHUS WASHINGTON - Has totaled six tackles so far in his rookie season.

DT JEREL WORTHY - Has four tackles this season.

DT LEGER DOUZABLE - Has totaled nine tackles, 1.5 sacks, one tackle for a loss and five QB hits this season.

CB NICKELL ROBEY-COLEMAN - Has eight tackles, one fumble recovery, one pass defended, one tackle for a loss and one touchdown.

CB COREY WHITE - Has nine tackles, one interception and one pass defended this season.



NEW FACES AT ONE BILLS DRIVE

LB LORENZO ALEXANDER signed with the Bills on April 12, 2016. He entered the NFL as an undrafted free agent with the Carolina Panthers. Has totaled 17 tackles, a team-high 4.0 sacks, one tackle for a loss, four QB hits and two forced fumbles on the year.

S COLT ANDERSON signed with the Bills on April 12, 2016. Entered the NFL as an undrafted free agent with the Minnesota Vikings. Has 104 tackles, four passes defended, and two forced fumbles in 78 career games with the Philadelphia Eagles and Indianapolis Colts.

S ROBERT BLANTON signed with the Bills on March 18, 2016. Spent the previous four seasons with the Minnesota Vikings. Has played in 64 career games compiling 192 tackles, five passes defended and one interception.

LB ZACH BROWN signed with the Bills on April 4, 2016 after spending four seasons with the Tennessee Titans. Currently leads the league with 52 tackles on the season. Also has one sack, two forced fumbles, three QB hits and four tackles for a loss.

RB REGGIE BUSH signed with the Bills on August 1, 2016. He has played in 123 games with 95 starts in his career while recording 5,489 yards and 35 touchdowns on 1,277 rush attempts. He has also totaled 3,508 receiving yards and 18 touchdowns on 470 receptions in addition to returning 100 punts for 781 yards and four touchdowns.

DE LEGER DOUZABLE joined the Bills on June 13, 2016 as a free agent. Originally entered the league with the Minnesota Vikings as an undrafted free agent after the 2008 NFL Draft. Has totaled nine tackles, 1.5 sacks, one tackle for a loss and five QB hits this season.

TE JIM DRAY signed with the Bills on March 16, 2016. Entered the league as a seventh round (233rd overall) draft pick in the 2010 NFL Draft for the Arizona Cardinals. Has played in 91 career games and has 56 career receptions for 605 yards and three touchdowns.

LB RAMON HUMBER signed with the Bills on August 31, 2016. Humber has played in 96 career games while accumulating 141 tackles, 3.5 sacks, four passes defended, eight quarterback hits, nine tackles for loss and one forced fumble.

WR JUSTIN HUNTER signed with the Bills on September 30, 2016. Hunter has appeared in 36 games and recorded 68 receptions for 1,116 yards and eight touchdowns in his career.

C PATRICK LEWIS was claimed by the Bills off waivers on August 31, 2016. Lewis has played in 16 games with 13 career starts along the offensive line of the Seattle Seahawks.

LB LARENTEE MCCRAY was traded to the Bills from Green Bay on August 30, 2016. McCray has played in 28 games, accumulating 21 tackles, 2.0 sacks and three quarterback hits.

T MICHAEL OLA signed with the Bills on September 28, 2016. He has played in 24 games with nine starts in his career.

LB BRANDON SPIKES signed with the Bills on August 7, 2016. He has played in 70 games with 49 starts and has totaled 239 tackles, two sacks, six forced fumbles and two interceptions.

WR BRANDON TATE signed with the Bills on September 6, 2016. He has played in 102 games with 18 starts in his career, accumulating 57 receptions for 901 yards and six touchdowns.

CB COREY WHITE signed with the Bills as a free agent on April 4, 2016. Originally entered the league as a fifth round (162nd overall) pick in the 2012 NFL Draft by the New Orleans Saints. Has nine tackles, one interception and one pass defended this season.

2016 NFL DRAFT SELECTIONS

DE ADOLPHUS WASHINGTON

Has totaled six tackles so far in his rookie season. Selected in the third round (80th overall) of the 2016 NFL Draft. A native of Cincinnati, Ohio, Washington joins the Bills after spending the past four years as a pillar of the Ohio State defensive line. The 6-3, 301-pound defensive tackle started 31-of-49 career games played for the Buckeyes, totaling 142 tackles, 25 tackles for a loss, 13.5 sacks, three forced fumbles and seven quarterback hits. Washington earned Sporting News first-team All-American honors in 2015 after notching a personal-best 49 tackles as a senior with seven tackles for loss and four sacks.

QB CARDALE JONES

Drafted by the Bills in the fourth-round (139th overall) of the 2016 NFL Draft. The signal caller for Ohio State's 2014 National Championship, Jones comes to Buffalo after recording a perfect 11-0 record as the Buckeyes starting quarterback. The 6-5, 253-pound Cleveland, Ohio native threw for 2,323 yards with 15 touchdowns, seven interceptions and a 61.9 completion percentage throughout his collegiate career. In 2015 as a redshirt junior, Jones started eight of the 10 games he appeared in while completing 110 of his 176 pass attempts for 1,460 yards, eight touchdowns and five interceptions.

RB JONATHAN WILLIAMS

Has three carries for two yards this season. Selected in the fifth round (156th overall) of the 2016 NFL Draft. A 6-0, 223-pound Arkansas product, Williams joins the Bills after four seasons with the Razorbacks. The Allen, Texas native played in 36 games with 24 starts in his collegiate career while racking up 2,321 yards and 16 touchdowns on 406 rush attempts in addition to recording 345 yards and six touchdowns on 26 receptions. Williams was forced to miss the 2015 season due to injury, but in 2014 the running back earned second-team All-SEC honors after carrying the rock 211 times for 1,190 yards and 12 touchdowns—including a four-touchdown performance versus Texas Tech.

CB KEVON SEYMOUR

Has four tackles so far in his rookie season. Drafted by the Bills in the sixth round (218th overall) of the 2016 NFL Draft. Seymour, a 6-foot-0, 185-pounder, is a native of Pasadena, Calif. During four seasons with the Trojans, he registered 126 tackles, 19 passes defended, on fumble recovery and three interceptions. He led USC as a junior in 2014 with 13 passes defended.

POSITION-BY-POSITION BREAKDOWN

QUARTERBACKS (3)

No	Name	Pos	HT	WT	Exp	College
3	EJ Manuel	QB	6'4	237	4	Florida State
5	Tyrod Taylor	QB	6'1	215	6	Virginia Tech
7	Cardale Jones	QB	6'5	250	R	Ohio State

EJ MANUEL finished his third pro season starting two games and throwing for 561 yards on 52-of-84 passing with three touchdowns and three interceptions...**TYROD TAYLOR** has completed 74 of 116 passes for 773 yards, four touchdowns and two interceptions this season. Also has added 140 yards and a touchdown on the ground. Threw for 3,035 yards, 20 touchdowns and 6 interceptions, added another 568 yards rushing and four touchdowns in 2015 on the way to his first Pro Bowl appearance...**CARDALE JONES** was drafted by the Bills in the fourth round (139th overall) in the 2016 NFL Draft. He played three years at Ohio State appearing in 23 games and went 11-0 as a starter



RUNNING BACKS (5)

No	Name	Pos	HT	WT	Exp	College
22	Reggie Bush	RB	6'0	201	11	Southern California
25	LeSean McCoy	RB	5'11	208	8	Pittsburgh
31	Jonathan Williams	RB	6'0	223	R	Arkansas
35	Mike Gillislee	RB	5'11	219	3	Florida
42	Jerome Felton	FB	6'0	248	9	Furman

REGGIE BUSH has played in 123 games with 96 starts in his career while recording 5,489 yards and 35 touchdowns on 1,277 rush attempts. He has also totaled 3,508 receiving yards and 18 touchdowns on 470 receptions in addition to returning 100 punts for 781 yards and four touchdowns...**LESEAN MCCOY** has totaled 297 yards and three touchdowns on 67 carries this season. Also has 17 catches for 87 yards and a touchdown. A four-time Pro Bowler who rushed for 895 yards and three touchdowns, adding 292 yards receiving and two touchdowns in 2015...**JONATHAN WILLIAMS** has three carries for two yards this season. He was drafted by the Bills in the fifth round (156th overall) in the 2016 NFL Draft. The former Arkansas Razorback missed his senior season with a foot injury. In his three years in college, he managed to rush for 2,321 yards and 16 touchdowns, while adding another 345 yards and six touchdowns receiving...**MIKE GILLISLEE** has nine rush attempts for 50 yards on the season and three receptions for 27 yards and a touchdown...**JEROME FELTON** has played in 19 games for the Bills and helped block for the number one rushing offense in the NFL in 2015.





POSITION-BY-POSITION BREAKDOWN

WIDE RECEIVERS (6)

No	Name	Pos	HT	WT	Exp	College
10	Robert Woods	WR	6'0	190	4	Southern California
11	Greg Salas	WR	6'2	210	5	Hawaii
15	Brandon Tate	WR	6'1	195	8	North Carolina
17	Justin Hunter	WR	6'4	203	4	Tennessee
19	Walt Powell	WR	6'0	189	2	Murray State
88	Marquise Goodwin	WR	5'9	179	4	Texas

ROBERT WOODS leads the team with 18 catches for 170 yards for the season...**GREG SALAS** has four catches for 89 yards and one touchdown this season. Missed the last two games with an injury...**BRANDON TATE** has played in 102 games with 18 starts in his career, accumulating 57 receptions for 901 yards and six touchdowns...**JUSTIN HUNTER** has appeared in 36 games and recorded 68 receptions for 1,116 yards and eight touchdowns in his career...**WALT POWELL** has seven receptions for 50 yards this season...**MARQUISE GOODWIN** has four catches for 140 yards and one touchdown this season.



TIGHT ENDS (3)

No	Name	Pos	HT	WT	Exp	College
82	Jim Dray	TE	6'5	255	7	Stanford
84	Nick O'Leary	TE	6'3	252	1	Florida State
85	Charles Clay	TE	6'3	255	6	Tulsa

JIM DRAY has played in 91 career games and has 56 career receptions for 605 yards and three touchdowns. ...**NICK O'LEARY** has three catches for 48 yards on the season...**CHARLES CLAY** has 12 receptions for 114 yards this season.



POSITION-BY-POSITION BREAKDOWN

OFFENSIVE LINE (11)

No	Name	Pos	HT	WT	Exp	College
61	Gabe Ikard	G	6'4	304	3	Oklahoma
64	Richie Incognito	G	6'3	319	10	Nebraska
66	Seantrel Henderson	T	6'7	331	3	Miami
67	Patrick Lewis	C	6'1	311	4	Texas A&M
70	Eric Wood	C	6'4	310	8	Louisville
71	Cyrus Kouandjio	T	6'7	332	3	Alabama
72	Ryan Groy	G	6'5	320	3	Wisconsin
74	Michael Ola	T	6'5	312	3	Hampton
76	John Miller	G	6'2	312	2	Louisville
77	Cordy Glenn	T	6'6	345	5	Georgia
79	Jordan Mills	T	6'5	316	4	Louisiana Tech

GABE IKARD has appeared in two games this season...
RICHIE INCOGNITO was elected to the Pro Bowl in 2015 and has started in all 23 games he's appeared in for the Bills...
SEANTREL HENDERSON has started in 26 games in his Bills career...**PATRICK LEWIS** has played in 16 games with 13 career starts along the offensive line of the Seattle Seahawks...**ERIC WOOD** has started all 98 games he has played in for Buffalo. Was selected to his first Pro Bowl in 2015...**CYRUS KOUANDJIO** has played in 16 games in his career and has started the last two games at left tackle...**RYAN GROU** has appeared in 11 games in his career, starting in three games...**MICHAEL OLA** has played in 24 games with nine starts in his career...**JOHN MILLER** has started in all 15 games he's appeared in so far in Buffalo...
CORDY GLENN has started 62 games in his first five seasons. Helped pave the way for the number one rushing offense in the NFL during the 2015 season. Has missed the last two games with an injury...**JORDAN MILLS** has appeared in 13 games, starting eight, in his Bills career.



DEFENSIVE LINE (6)

No	Name	Pos	HT	WT	Exp	College
91	Leger Douzable	DE	6'4	284	7	Central Florida
92	Adolphus Washington	DT	6'4	295	R	Ohio State
94	Jerel Worthy	DE	6'2	308	3	Michigan State
95	Kyle Williams	DT	6'1	303	11	LSU
97	Corbin Bryant	DT	6'4	300	4	Northwestern
99	Marcell Dareus	NT	6'3	331	6	Alabama

LEGER DOUZABLE has totaled nine tackles, 1.5 sacks, one tackle for a loss and five QB hits this season...**ADOLPHUS WASHINGTON** has totaled six tackles so far in his rookie season...**JEREL WORTHY** has four tackles this season...**KYLE WILLIAMS** has 16 tackles, 1.5 sacks, three tackles for a loss and four QB hits this season. Has started 135-of-140 games and earned four-time Pro Bowl honors (2010, 2012, 2013, and 2014).
...**CORBIN BRYANT** has recorded six tackles so far this season...
MARCELL DAREUS as played in 78 games and has totaled 253 tackles, 30.5 sacks, 12 passes defended, 51 QB hits and 39 tackles for a loss.



POSITION-BY-POSITION BREAKDOWN

LINEBACKERS (7)

No	Name	Pos	HT	WT	Exp	College
50	Ramon Humber	LB	5'11	235	8	North Dakota State
51	Brandon Spikes	LB	6'2	255	6	Florida
52	Preston Brown	LB	6'1	251	3	Louisville
53	Zach Brown	LB	6'1	248	5	UNC
55	Jerry Hughes	LB	6'2	254	7	TCU
56	Lerentee McCray	LB	6'3	249	4	Florida
57	Lorenzo Alexander	LB	6'1	245	10	California

RAMON HUMBER has played in 96 career games while accumulating 141 tackles, 3.5 sacks, four passes defended, eight quarterback hits, nine tackles for loss and one forced fumble...**BRANDON SPIKES** has totaled 239 tackles, two sacks, six forced fumbles and two interceptions in his NFL career...

PRESTON BROWN has totaled 35 tackles, two tackles for a loss, one forced fumble and two fumble recoveries so far this season...**ZACH BROWN** currently leads the league with 52 tackles on the season. Also has one sack, two forced fumbles, three QB hits and four tackles for a loss....**JERRY HUGHES** has totaled 16 tackles and a team-high four sacks on the season. Also has five tackles for a loss and eight QB hits...**LERENTEE MCCRAY** has played in 28 games, accumulating 21 tackles, 2.0 sacks and three quarterback hits....**LORENZO ALEXANDER** has totaled 17 tackles, a team-high 4.0 sacks, one tackle for a loss, four QB hits and two forced fumbles on the year.

DEFENSIVE BACKS (11)

No	Name	Pos	HT	WT	Exp	College
20	Corey Graham	S	6'0	196	10	New Hampshire
21	Nickell Robey-Coleman	CB	5'8	165	4	Southern California
23	Aaron Williams	S	6'0	199	6	Texas
24	Stephon Gilmore	CB	6'1	190	5	South Carolina
26	Robert Blanton	S	6'1	200	5	Notre Dame
27	Duke Williams	S	5'11	201	4	Nevada
28	Ronald Darby	CB	5'11	195	2	Florida State
29	Kevon Seymour	CB	6'0	185	R	Southern California
30	Corey White	CB	6'1	210	5	Samford
33	Colt Anderson	S	5'10	195	7	Montana
36	Jonathan Meeks	S	6'0	209	4	Clemson

COREY GRAHAM has 11 tackles, one sack, one tackle for a loss, one QB hit, one interception and three passes defended... **NICKELL ROBEY-COLEMAN** has eight tackles, one fumble recovery, one pass defended, one tackle for a loss and one touchdown...**AARON WILLIAMS** has 11 tackles, one tackle for a loss, five passes defended and one fumble recovery that he returned for a touchdown so far this year...**STEPHON GILMORE** has totaled 15 tackles, two interceptions and five passes defended this season...**ROBERT BLANTON** has four tackles on the season...**DUKE WILLIAMS** has four tackles so far this season...**RONALD DARBY** has recorded 16 tackles, one QB hit and six passes defended this season...**KEVON SEYMOUR** has four tackles so far in his rookie year...**COREY WHITE** has nine tackles, one interception and one pass defended this season....**COLT ANDERSON** has 104 tackles, four passes defended, and two forced fumbles in 78 career games...**JONATHAN MEEKS** has three tackles on defense and three on special teams this season.

SPECIALISTS (3)

No	Name	Pos	HT	WT	Exp	College
2	Dan Carpenter	K	6'2	228	9	Montana
6	Colton Schmidt	P	5'11	224	3	California-Davis
65	Garrison Sanborn	LS	6'1	240	8	Florida State

DAN CARPENTER has hit six of his eight field goal attempts this season and nine of his 10 PATs...**COLTON SCHMIDT** has punted 19 times this season for an average of 40.6 yards per punt and has placed five punts inside the 20...**GARRISON SANBORN** has appeared in each of the team's 116 regular season games in his eight years with the Bills

OFFENSE NOTES

WIN WITH THE RUN

The Bills got their running game back on track against the Cardinals in week 3 and kept it rolling against the Patriots. After leading the NFL in rushing last season, the Bills currently rank fifth in the league for rushing yards per attempt:

NFL RUSHING LEADERS - 2016

RK.	TEAM	RUSHING YARDS PER ATTEMPT
1.	Cleveland	5.74
2.	Oakland	5.34
3.	Tennessee	4.75
4.	Atlanta	4.65
5.	Buffalo	4.61

WIN THE TURNOVER GAME

The Bills have capitalized on turnovers so far this year and will look to continue that success throughout the season. Buffalo currently is tied for second for in the NFL for highest turnover differential at +6:

NFL TURNOVER DIFFERENTIAL LEADERS - 2016

RK.	TEAM	TURNOVER DIFFERENTIAL
1.	Minnesota	+10
2t.	Buffalo	+6
2t.	Philadelphia	+6
4t.	Los Angeles	+4
4t.	Oakland	+4

SPECIAL TEAMS NOTES

NICE STARTING POSITION

The Bills have found early success in the kick return game and has used some smart decisions to establish an average starting field position of the 26 yard line after kickoffs, which is the fifth best spot in the NFL:

NFL KICK RETURN LEADERS- 2016

RK.	TEAM	STARTING FIELD POSITION
1.	Minnesota	29.2
2.	NY Jets	27.6
3.	Washington	26.7
4.	Baltimore	26.5
5.	Buffalo	26.0

DEFENSE NOTES

GET AFTER THE QB

The Bills have been effective so far this season in regards to putting pressure on the opposing quarterback. Their 13 sacks are the third most in the NFL this season:

NFL SACK LEADERS - 2016

RK.	TEAM	SACKS
1.	Denver	17.0
2.	Minnesota	15.0
3.	Buffalo	13.0
4.	Jacksonville	12.0
4.	Seattle	12.0

SHUTTING DOWN THE RED ZONE

The Bills have taken their defense to another level so far this season when the opposing team has entered the red zone. The Bills have only allowed five touchdowns in 12 trips to the red zone, which ranks fourth in the NFL:

NFL RED ZONE LEADERS - 2016

RK.	TEAM	RED ZONE TD %
1.	Philadelphia	2/7, 28.6%
2.	Kansas City	6/16, 37.5%
3.	Pittsburgh	6/15, 40.0%
4.	Buffalo	5/12, 41.7%
5.	Green Bay	3/7, 42.9%

Buffalo has produced three takeaways in the red zone, which is good for second in the NFL:

NFL RED ZONE LEADERS - 2016

RK.	TEAM	RED ZONE TAKEAWAYS
1.	Kansas City	4
2.	Buffalo	3
3.	Washington	2
4.	Nine teams tied	1

Those turnovers have helped limit opposing passers to a QB rating of 29.0 in the red zone:

NFL RED ZONE LEADERS - 2016

RK.	TEAM	OPP. PASSER RATING
1.	Philadelphia	8.2
2.	Buffalo	29.0
3.	Minnesota	53.0
4.	Kansas City	54.3
5.	Houston	60.0

Those Bills are one of three teams who hasn't allowed a single third down conversion in the red zone this season:

NFL RED ZONE LEADERS - 2016

RK.	TEAM	OPP 3RD DOWN %
1t.	Buffalo	0/5, 0%
1t.	Philadelphia	0/5, 0%
1t.	Minnesota	0/8, 0%



2016 BY THE NUMBERS

0 The Bills allowed zero points in their Week Four matchup with the Patriots. It was the first shutout by the Bills since 2013.

0 The Bills have allowed zero third down conversions inside the red zone this season.

1ST Lorenzo Alexander is the first Bill to participate in a sack in each of the team's first four games of the season since sacks became an official stat in 1982.

3 LeSean McCoy is one of three active players with 60+ career touchdowns, 7,500 rushing yards and 2,500 receiving yards.

+6 The Bills were able to capitalize on turnovers against Arizona and that could prove to be a key once again. The Bills currently rank second in the NFL with a turnover differential of +6.

8TH The Bills were the eighth team since 1991 to record 4 interceptions in 4th quarter after their performance against the Cardinals in Week Three.

13.0 The Bills currently have 13.0 sacks and rank third in the NFL heading in to Week Five.

18 Zach Brown had a career-high 18 tackles against the Patriots in Week Four.

33-18 The Bills defeated the Cardinals 33-18 in Week Three. It was the first NFL game to finish with a score of 33-18 since 2000. (Giants 33, Eagles 18)

49 Tyrod Taylor set a career-high with a 49 yard run in Week Three against Arizona. It is the longest run by a quarterback in Bills history.

50 LeSean McCoy recorded the 50th rushing touchdown of his career against the Cardinals in Week Three. He is one of six active running backs with over 50 rushing touchdowns.

52 Zach Brown's 52 tackles leads the NFL heading in to Week Five.

70+ Tyrod Taylor has rushed for over 70 yards three times. No other Bills QB has done it more than once.

100+ LeSean McCoy has gone over 100 yards from scrimmage in nine of the last 12 games.

200 After turning in a 208 yard rushing performance against the Cardinals, the Bills have gone over 200 yards on the ground in three of their last seven games.

1990 The Bills shutout against the Patriots in Week Four was the first shutout by the Bills on the road since 1990.

2,000 Robert Woods eclipsed the 2,000 career receiving yards mark in the Week Four game against the Patriots.

2012 Zach Brown is the first Bill since Jairus Byrd in 2012 to force two fumbles in one game.



TAYLOR RUNNING THE SHOW

QB Tyrod Taylor has completed 74 of 116 passes for 773 yards, four touchdowns and two interceptions this season. He also has added 140 yards and a touchdown on the ground.

Taylor's 140 rushing yards is currently second in the NFL amongst quarterbacks as he continues to provide a dynamic threat on the ground and in the air:

NFL RUSHING STATS - QBs 2016 season

RK.	PLAYER, TEAM	RUSHING YARDS
1.	Cam Newton, CAR	147
2.	Tyrod Taylor, BUF	140
3.	Blaine Gabbert, SF	102
4.	Blake Bortles, JAX	89
5.	Jacoby Brissett, NE	83

Since taking control of the starting job at the beginning of the 2015 season, Taylor has continually turned in steady performances. His yards per attempt average and QB rating both rank in the top 10 of the league over the past two seasons:

NFL PASSING STATS - 2015-2016 season

RK.	PLAYER, TEAM	YARDS PER ATTEMPT
1.	Carson Palmer, ARZ	8.44
2.	Andy Dalton, CIN	8.43
3.	Russell Wilson, SEA	8.26
4.	Ben Roethlisberger, PIT	8.23
5.	Matt Ryan, ATL	8.04
6.	Kirk Cousins, WAS	7.69
7.	Tyrod Taylor, BUF	7.68

NFL PASSING STATS - 2015-2016 season

RK.	PLAYER, TEAM	QB RATING
1.	Russell Wilson, SEA	107.8
2.	Andy Dalton, CIN	102.8
3.	Tom Brady, NE	102.2
4.	Drew Brees, NO	100.6
5.	Carson Palmer, ARZ	99.6
6.	Kirk Cousins, WAS	99.5
7.	Tyrod Taylor, BUF	99.6

With his rushing touchdown against the Cardinals, Taylor now has five rushing touchdowns since the start of the 2015 season which is tied for third in the NFL amongst QBs:

NFL RUSHING TOUCHDOWNS - QBs since 2015

RK.	PLAYER, TEAM	RUSHING TOUCHDOWN
1.	Cam Newton, CAR	12
2.	Jameis Winston, TB	7
3t.	Tyrod Taylor, BUF	5
3t.	Kirk Cousins, WAS	5
3t.	Joe Flacco, BAL	5

Taylor also leads the NFL since the beginning of the 2015 season in regards to rushing average. Among all players with atleast 100 rushing attempts, Taylor's average of 5.66 yards per carry is tops in the NFL:

NFL RUSHING STATS - 2015-16 season

RK.	PLAYER, TEAM	RUSHING AVG.
1.	Tyrod Taylor, BUF	5.66
2.	Spencer Ware, KC	5.45
3.	Le'Veon Bell, PIT	5.34
4.	Thomas Rawls, SEA	5.15
5.	Russell Wilson, SEA	4.92

TAYLOR IN 2015

Taylor completed 242 of 380 pass attempts for 3,035 yards, 20 touchdowns and six interceptions last season. He also added a franchise quarterback record 568 rushing yards and four touchdowns on 104 attempts.

Taylor became just the third QB in NFL history to finish a season with a passer rating over 99 and over 40 yards rushing per game:

NFL PASSER RATING AND RUSHING YARDS - NFL HISTORY

RK.	PLAYER, TEAM (YEAR)	PASSER RATING	RUSH YPG
1.	Robert Griffin, WAS (2012)	102.4	54.3
2.	Michael Vick, PHI (2010)	100.2	56.3
3.	Tyrod Taylor, BUF (2015)	99.4	40.6

Taylor put together one of the best seasons by a quarterback in franchise history in his debut year. His QB rating of 99.4 ranks as the second best for a season in franchise history and was the best ever by a Bill in his first season as the starter:

BILLS PASSER RATING - First Season as Starter (Min. 10 games)

RK.	PLAYER, YEAR	YARDS	TD	RATING
1.	Tyrod Taylor, 2015	3,035	20	99.4
2.	Kyle Orton, 2014	3,018	18	87.8
3.	Doug Flutie, 1998	2,711	20	87.4
4.	Drew Bledsoe, 2002	4,359	24	86.0
5.	Jim Kelly, 1986	3,593	22	83.3

Taylor also flashed his athletic ability by rushing for 568 yards, which was second in the NFL by a quarterback. His 568 yards are also a franchise record for rushing yards by a quarterback:

BILLS QB RUSHING - FRANCHISE HISTORY

RK.	PLAYER, YEAR	YARDS
1.	Tyrod Taylor, 2015	568
2.	Doug Flutie, 1999	476
3.	Rob Johnson, 2000	307
4.	Daryle Lamonica, 1964	289
5.	Joe Ferguson, 1977	279





SHADY THE STAR

RB LeSean McCoy has totaled 297 yards and three touchdowns on 67 carries this season. He also has 17 catches for 87 yards and a touchdown.

His 297 yards ranks fifth in the AFC this season:

AFC RUSHING LEADERS - 2016 SEASON

RK.	PLAYER, TEAM	YARDS
1.	Isaiah Crowell, CLE	394
2.	LeGarrette Blount, NE	352
3.	Lamar Miller, HOU	351
4.	DeMarco Murray, TEN	340
5.	LeSean McCoy, BUF	297

Since arriving in Buffalo last season, McCoy has been one of the top producers on the ground in the league. Among all players that have appeared in at least 12 games over the past two seasons, McCoy's average of 74.5 yards per game ranks fourth in the NFL:

NFL RUSHING LEADERS - 2015-16 SEASON

RK.	PLAYER, TEAM	YARDS PER GAME
1.	Adrian Peterson, MIN	85.3
2.	Doug Martin, TB	82.6
3.	Todd Gurley, STL	77.8
4.	LeSean McCoy, BUF	74.5
5.	Devonta Freeman, ATL	72.5

A four-time Pro Bowler, McCoy rushed for 895 yards and three touchdowns, adding 292 yards receiving and two touchdowns in 2015.

McCoy recorded over 100 yards from scrimmage in seven straight games from week seven to 14 in 2015, which made him the third Bill in team history to accomplish the feat. His average of 98.9 yards from scrimmage per game was the second best in the AFC last season:

AFC YARDS FROM SCRIMMAGE LEADERS - 2015 SEASON

RK.	PLAYER, TEAM	YARDS PER GAME
1.	Antonio Brown, PIT	116.4
2.	LeSean McCoy, BUF	98.9
3.	DeAndre Hopkins, HOU	95.1
4.	Brandon Marshall, NYJ	93.9
5.	Allen Robinson, JAX	87.5



DOMINATING SINCE 2010

Since the beginning of the 2010 NFL season, McCoy leads the league in total rushing yards:

NFL RUSHING LEADERS - SINCE 2010 SEASON

RK.	PLAYER, CURRENT TEAM	YARDS
1.	LeSean McCoy, BUF	7,347
2.	Adrian Peterson, MIN	7,241
4.	Frank Gore, IND	6,732
3.	Matt Forte, NYJ	6,723
5.	Chris Johnson, ARZ	6,303

McCoy also is one of the top players in the NFL since 2010 when it comes to all-purpose yards, ranking second with 9,700 yards:

MOST ALL-PURPOSE YARDS - SINCE 2010 SEASON

RK.	PLAYER, CURRENT TEAM	TOTAL	RUSH	REC.
1.	Matt Forte, NYJ	9,974	6,723	3,251
2.	LeSean McCoy, BUF	9,700	7,347	2,353
3.	Arian Foster, MIA	8,499	6,262	2,237
4.	Adrian Peterson, MIN	8,356	7,241	1,115
5.	Frank Gore, IND	8,117	6,732	1,385

McCoy leads the NFL in games with over 100 yards from scrimmage since the beginning of the 2010 season. After recording 108 total yards against the Patriots in Week Four, McCoy is up to 55 games going over 100 yards:

100-YARDS FROM SCRIMMAGE GAMES - Active players since 2010

RK.	PLAYER, CURRENT TEAM	GAMES
1.	LeSean McCoy, BUF	55
2.	Matt Forte, NYJ	51
3.	Arian Foster, MIA	50
4.	Jamaal Charles, KC	45
5.	Adrian Peterson, MIN	42

McCoy has also been one of the best in finding the end zone since becoming a full-time starter in 2010. His 59 touchdowns ranks fifth among all active players since the beginning of the 2010 season:

NFL TOUCHDOWN LEADERS - SINCE 2010 SEASON

RK.	PLAYER, CURRENT TEAM	Tds
1.	Rob Gronkowski, NE	66
2.	Arian Foster, MIA	65
3.	Dez Bryant, DAL	62
4.	Adrian Peterson, MIN	61
5.	LeSean McCoy, BUF	59

McCoy went over 100 yards for the 27th time in his career against Arizona. In games where McCoy rushes for 100 yards or more, his team is 24-3. His 27 100-yard games ranks fifth among active players:

100-YARD RUSHING GAMES - Active NFL RBs

RK.	PLAYER, CURRENT TEAM	GAMES
1.	Adrian Peterson, MIN	49
2.	Chris Johnson, ARZ	40
3.	Frank Gore, IND	39
4.	Arian Foster, MIA	32
5.	LeSean McCoy, BUF	27

NEW ERA AT TIGHT END

TE Charles Clay has 12 receptions for 114 yards this season.

Clay put together a solid first season as a Bill in 2015 by totaling 51 catches for 528 yards and three touchdowns in the first 13 games of the season before being sidelined with an injury.

Clay not only compared favorably to tight ends around the league, but he put together one of the best seasons by a tight end in franchise history. His 51 catches for 528 yards are both near the top in franchise history for a single season:

BILLS TE RECEIVING - SINGLE SEASON

RK.	PLAYER, YEAR	REC	YARDS	TDS
1.	Pete Metzelaars, 1993	68	609	4
2t.	Scott Chandler, 2013	53	655	2
2t.	Jay Riemersma, 2001	53	590	3
4.	Charles Clay, 2015	51	528	3
5t.	Lonnie Johnson, 1995	49	504	1
5t.	Pete Metzelaars, 1994	49	428	5
5t.	Pete Metzelaars, 1986	49	485	3

MR. BIG STUFF IS BACK

DT Marcell Dareus makes his return from suspension in Week Five to make his 2016 debut. Last season, he started in 15 games and recorded 51 tackles, two sacks, five tackles for a loss and five QB hits on the season as he controlled the middle of the line of scrimmage. He was named a Pro Bowl alternate.

DAREUS AMONG DT POSITION LEADERS SINCE 2011

Since entering the NFL as the team's first-round (third overall) draft choice in 2011, Dareus has registered 30.5 sacks and 178 solo tackles - the fourth most sacks and solo tackles among active NFL defensive tackles:

NFL DEFENSIVE TACKLE SACK LEADERS - SINCE 2011

RK.	PLAYER/TEAM	POS	SACKS
1.	Geno Atkins, CIN	DT	42.5
2.	Ndamukong Suh, MIA	DT	34.5
3.	Gerald McCoy, TB	DT	33.0
4.	Marcell Dareus, BUF	DT	30.5
5.	Jurrell Casey, TEN	DT	28.0

NFL DEFENSIVE TACKLE SOLO TACKLE LEADERS - SINCE 2011

RK.	PLAYER/TEAM	POS	SOLO TACKLES
1.	Jurrell Casey, TEN	DT	198
2.	Linval Joseph, MIN	DT	183
3.	Ndamukong Suh, MIA	DT	182
4.	Marcell Dareus, BUF	DT	178
5.	Fletcher Cox, PHI	DT	168

ZACH ATTACK

LB Zach Brown has gotten his first year as a Bill off to a record start. He currently leads the league with 52 tackles on the season. He also has one sack, two forced fumbles, three QB hits and four tackles for a loss. His two forced fumbles are tied for second in the NFL.

NFL TACKLE LEADERS - 2016 REGULAR SEASON

RK.	PLAYER/TEAM	TACKLES	SOLO	ASST
1.	Zach Brown, BUF	52	35	17
2.	Luke Kuechly, CAR	46	34	12
3t.	Jerrell Freeman, CHI	41	28	13
3t.	Craig Robertson, NO	41	29	12
5.	Reshad Jones, MIA	40	24	16

Brown's first four weeks have been especially tremendous from a historical standpoint because his 52 tackles are tied for the most through the first four weeks of a season since 1994:

NFL TACKLE LEADERS - FIRST FOUR WEEKS OF SEASON

RK.	PLAYER/TEAM/YEAR	TACKLES	SOLO	ASST
1t.	Zach Brown, BUF, 2016	52	35	17
1t.	London Fletcher, WAS, 2009	52	30	22
3.	Ray Lewis, BAL, 1997	51	41	10
4t.	Three Tied	49	--	--

PRESTON MANS THE MIDDLE

LB Preston Brown has totaled 35 tackles, two tackles for a loss, one forced fumble and two fumble recoveries so far this season. His 35 tackles are tied for 5th in the AFC this season and his two fumble recoveries leads the NFL:

AFC TACKLE LEADERS - 2016 REGULAR SEASON

RK.	PLAYER/TEAM	TACKLES	SOLO	ASST
1.	Zach Brown, BUF	52	35	17
2.	Reshad Jones, MIA	40	24	16
3t.	Kiko Alonso, MIA	38	18	20
3t.	Benardrick McKinney, HOU	38	16	22
5t.	Preston Brown, BUF	35	19	16

THE LO-DOWN

LB Lorenzo Alexander has totaled 17 tackles, a team-high 4.0 sacks, one tackle for a loss, four QB hits and two forced fumbles on the year. His four sacks is tied for third in the NFL and his two forced fumbles is tied for second:

NFL SACK LEADERS - 2016 REGULAR SEASON

RK.	PLAYER/TEAM	SACKS
1.	Von Miller, DEN	5.5
2.	Kerry Hyder, DET	5.0
3t.	Lorenzo Alexander, BUF	4.0
3t.	Jerry Hughes, BUF	4.0
3t.	Eight Players Tied	3.5

DARBY STEPS UP

CB Ronald Darby has recorded 16 tackles, one QB hit and six passes defended this season. Despite missing a game with an injury, Darby still is tied for fifth in the NFL with his six passes defended:

NFL PASSES DEFENSED - 2016 SEASON

RK.	PLAYER/TEAM	PD
1t.	Josh Norman, WAS	8
1t.	David Amerson, OAK	8
1t.	Marcus Peters, KC	8
1t.	Trumaine Johnson, LA	8
5t.	Ronald Darby, BUF	6
4t.	Five others tied	6

Darby totaled 68 tackles, two interceptions and 21 passes defended in his rookie season. His 21 passes defended were the fifth most in the NFL and were a franchise record for a rookie:

NFL PASSES DEFENSED - 2015 SEASON

RK.	PLAYER/TEAM	POS	PD
1.	Marcus Peters, KC	CB	26
2.	David Amerson, OAK	CB	25
3.	Davon House, JAX	CB	23
4.	Johnathan Joseph, HOU	CB	22
5.	Ronald Darby, BUF	CB	21

His play in the first four weeks earned him the NFL Defensive Rookie of the Month award for September.

His 21 passes defended were the second most in franchise history:

BILLS PASSES DEFENSED - SINGLE SEASON

RK.	PLAYER/YEAR	POS	PD
1.	Nate Odomes, 1991	CB	24
2.	Ronald Darby, 2015	CB	21
3t.	Terrence McGee, 2007	CB	19
3t.	Nate Clements, 2006	S	19
5.	Nate Odomes, 1993	CB	18



HUGHES OFF THE EDGE

DE Jerry Hughes has totaled 16 tackles and a team-high four sacks on the season. He also has five tackles for a loss and eight QB hits.

He is currently tied for third in the NFL with his four sacks:

NFL SACK LEADERS - 2016 REGULAR SEASON

RK.	PLAYER/TEAM	SACKS
1.	Von Miller, DEN	5.5
2.	Kerry Hyder, DET	5.0
3t.	Jerry Hughes, BUF	4.0
3t.	Lorenzo Alexander, BUF	4.0
3t.	Eight Players Tied	3.5

In addition to his sacks., Hughes has continually been able to apply pressure on the QB this season. His eight QB hits is tied for third in the NFL:

NFL DEFENSIVE LEADERS - 2016 REGULAR SEASON

RK.	PLAYER/TEAM	QB HITS
1.	Aaron Donald, LA	11
2.	Derek Wolfe, DEN	9
3t.	Jerry Hughes, BUF	8
3t.	Von Miller, DEN	8
3t.	Khalil Mack, OAK	8

In 2015, Hughes started all 16 games for the second straight season and had 52 tackles, 5.0 sacks, four passes defended, 12 QB hits, eight tackles for a loss, two fumbles forced and one fumble recovery.

Since the start of the 2013 season, Hughes is fifth amongst all AFC defensive ends in sacks:

AFC DE SACK LEADERS - SINCE 2013

RK.	PLAYER/TEAM	SACKS
1.	J.J. Watt, HOU	50.0
2.	Mario Williams, MIA	33.5
3.	Carlos Dunlap, CIN	32.0
4.	Muhammad Wilkerson, NYJ	30.0
5.	Jerry Hughes, BUF	29.0

With 20.0 sacks in his first two seasons with the team, Hughes became the fourth Bill to ever record 20+ sacks in his first two years.

GRAHAM THE VETERAN LEADER

Buffalo native CB Corey Graham has 11 tackles, one sack, one tackle for a loss, one QB hit, one interception and three passes defended on the season.

Graham recorded a career-high 127 tackles, one sack, eight QB hits, four tackles for a loss, two interceptions, one touchdown and recovered one fumble last season. His 127 tackles was second among all defensive backs in the NFL:

NFL DEFENSIVE BACKS - 2015 SEASON

RK.	PLAYER/TEAM	TACKLES SOLO	ASST
1.	Reshad Jones, MIA	135	106
2.	Corey Graham, BUF	127	96
3t.	Mark Barron, STL	113	76
3t.	Barry Church, DAL	113	75
5.	Deone Bucannon, ARI	109	90

Graham continued his success from 2014 when he was a consistent contributor no matter where he lined up in the secondary. In 2014, Graham had 77 tackles, two interceptions, a career-high 16 passes defended and one fumble recovery.

THE LOCKDOWN CORNER

CB Stephon Gilmore has totaled 15 tackles, two interceptions and five passes defended this season. His five passes defended are tied for 7th in the AFC and his two interceptions are tied for fourth in the NFL:

AFC PASSES DEFENSED - 2016 SEASON

RK.	PLAYER/TEAM	PD
1t.	David Amerson, OAK	8
1t.	Marcus Peters, KC	8
3t.	A.J. Bouye, HOU	6
3t.	Ronald Darby, BUF	6
3t.	Casey Hayward, SD	6
3t.	Aqib Talib, DEN	6
7t.	Stephon Gilmore, BUF	5
7t.	Seven others tied	5

NFL INTERCEPTIONS - 2016 SEASON

RK.	PLAYER/TEAM	INT
1.	Marcus Peters, KC	4
2t.	Casey Hayward, SD	3
2t.	Aqib Talib, DEN	3
4t.	Stephon Gilmore, BUF	2
4t.	13 others tied	2

Gilmore appeared in 12 games and totaled 36 tackles, 18 passes defended and three interceptions last season. His 18 passes defended were tied for the seventh most in the NFL.

2016 ROSTER FACTS

OLDEST BILLS PLAYER: LB Lorenzo Alexander, 33, Born 5/31/1983

YOUNGEST BILLS PLAYER: RB Jonathan Williams, 22, Born 2/2/1994

HEAVIEST BILLS PLAYER: T Cordy Glenn, 345 lbs.

LIGHTEST BILLS PLAYER: DB Nickell Robey-Coleman, 165 lbs.

TALLEST BILLS PLAYER: T Seantrel Henderson and T Cyrus Kouandjio, 6-7

SHORTEST BILLS PLAYER: DB Nickell Robey-Coleman, 5-8

COACHES WHO PLAYED IN THE NFL: 6 – Dennis Thurman (Defensive Coordinator), Anthony Lynn (Offensive Coordinator), Tim McDonald (Defensive Backs), Ed Reed (Assistant Defensive Backs), Eric Smith (Special Teams Assistant), Pat Meyer (Offensive Assistant)

MOST SEASONS WITH THE BILLS: DT Kyle Williams, 11th season

MOST NFL SEASONS: RB Reggie Bush and DT Kyle Williams, 11th season

CLOSEST TO HOME: CB Corey Graham - Buffalo, NY (0 Miles)

FURTHEST FROM HOME: FB Jerome Felton – Duren, Germany – 3,846 miles

STATE PRODUCING THE MOST BILLS: Florida, 7 - DT Leger Douzable, RB Mike Gillislee, G John Miller, TE Nick O'Leary, CB Nickell Robey-Coleman, LS Garrison Sanborn, WR Sammy Watkins,

COLLEGE WITH THE MOST BILLS: Florida State, 4 - DB Ronald Darby, QB EJ Manuel, TE Nick O'Leary, LS Garrison Sanborn

FORMER 1ST ROUND PICKS: 8- RB Reggie Bush (2006-Saints), DT Marcell Dareus (2011 - Bills), CB Stephon Gilmore (2012 - Bills), DE Jerry Hughes (2010 - Colts), LB Shaq Lawson (2016 - Bills), QB EJ Manuel (2013 - Bills), WR Sammy Watkins (2014 - Bills), and C Eric Wood (2009 - Bills)

PRO BOWLERS: 9 - K Dan Carpenter (2009 w/ Dolphins), DT Marcell Dareus (2013, 2014 w/ Bills), FB Jerome Felton (2012 w/ Vikings), CB Corey Graham (2011 w/ Bears), G Richie Incognito (2012 w/ Dolphins and 2015 w/Bills), RB LeSean McCoy (2011,2013,2014 w/ Eagles and 2015 w/Bills), QB Tyrod Taylor (2015 w/Bills), DT Kyle Williams (2010, 2012, 13, 14 w/Bills) and C Eric Wood (2015 w/Bills)

CARPENTER PASSES 900 MARK

K Dan Carpenter has hit six of his eight field goal attempts this season and nine of his 10 PATs.

Carpenter hit 23 of his 27 field goal attempts and was 34 of 40 on PATs last season. Carpenter finished with 103 points on the season and eclipsed the 900-point mark for his career.

Carpenter became the first Bill with three straight 100-point seasons since Rian Lindell in 2004-06.

He's continued the success he had in a record-breaking season in 2014, when he made a franchise record 34 field goals. For the season he went 34 of 38 on field goals and made 31 of his 32 PAT's to record 133 points on the year, the third highest point total in a season in Bills history.

MOST EFFICIENT IN BILLS HISTORY

Carpenter has converted 88.07 percent of his field goal attempts with the Bills - the best in team history:

FIELD GOAL PERCENTAGE MARK - BILLS HISTORY

RK.	PLAYER, YEARS	FGM-FGA	FG %
1.	Dan Carpenter, 2013-16	96-109	88.07
2.	Rian Lindell, 2003-12	225-270	83.33
3.	Steve Christie, 1992-2000	234-299	78.26

RECORD HOLDER

Carpenter holds both of the top spots in franchise history when it comes to field goals made in a season. He hit 33 in 2013 and 34 in 2014:

FIELD GOALS MADE - BILLS HISTORY SINGLE SEASON

RK.	PLAYER, YEAR	FIELD GOALS MADE
1.	Dan Carpenter, 2014	34
2t.	Dan Carpenter, 2013	33
2t.	Steve Christie, 1998	33
4.	Scott Norwood, 1988	32

SECOND-MOST FIELD GOALS MADE SINCE 2008

Since entering the NFL in 2008, Carpenter has converted 223-of-264 field goals along with 260-of-269 point after tries in 128 games.

His 223 field goals made are the second-most in the NFL among active kickers since 2008:

FIELD GOALS MADE - SINCE 2008

RK.	PLAYER, TEAM	FIELD GOALS MADE
1.	Stephen Gostkowski, NE	241
2.	Dan Carpenter, BUF	223
3t.	Sebastian Janikowski, OAK	209
3t.	Mason Crosby, GB	209
5.	Phil Dawson, SF	208

SCHMIDT PINS THEM DEEP

P Colton Schmidt has punted 19 times this season for an average of 40.6 yards per punt and has placed five punts inside the 20.


Schmidt totaled 82 punts for 3,797 yards and a 46.3 average last season. His net average of 41.3 yards per punt ranked seventh in the NFL and is a franchise record for a single season:

NFL PUNTING LEADERS - 2015 SEASON

RK.	PLAYER, TEAM	NET AVG
1.	Johnny Hekker, STL	43.7
2.	Sam Koch, BAL	42.9
3.	Chris Jones, DAL	42.5
4.	Sam Martin, DET	42.0
5.	Pat McAfee, IND	41.7
6.	Donnie Jones, PHI	41.6
7.	Colton Schmidt, BUF 41.3	

BILLS PUNTING LEADERS - FRANCHISE HISTORY

RK.	PLAYER, YEAR	NET AVG
1.	Colton Schmidt, 2015	41.3
2.	Brian Moorman, 2009	40.2
3.	Brian Moorman, 2006	39.2
4.	Brian Moorman, 2008	39.1
5.	Brian Moorman, 2005	39.0



BUFFALO BILLS COACHING STAFF



REX RYAN
HEAD COACH

COLLEGE: Southwestern Oklahoma State
NFL: 20th Season
BILLS: Second Season

PRO CAREER:

Ryan was named Buffalo's 18th head coach on January 12, 2015. He enters his second season as Buffalo's head coach and his 20th season in the NFL coaching ranks. Ryan led Buffalo to an 8-8 record in his first season as head coach. Ryan spent 2009-14 as the head coach of the New York Jets, where he led the Jets to the AFC Championship game in 2009 and 2010. Prior to his Jets tenure, Ryan spent 10 seasons with the Baltimore Ravens from 1999-2008. From 2005-08, he was the defensive coordinator for the Ravens. From 1999-2004, Ryan served as the defensive line coach and helped Baltimore win Super Bowl XXXV in 2000. Before arriving in Baltimore, Ryan spent three years as a defensive coordinator in the college ranks. In 1998, he directed the defense at Oklahoma. In 1996 and 1997 he served as the defensive coordinator at the University of Cincinnati. Before coaching at Cincinnati, Ryan coached under his father, Buddy Ryan, for two years with the Arizona Cardinals. In 1995 he coached the linebackers and in 1994 he coached the defensive line. From 1990-93, Ryan served as the defensive coordinator for Morehead State. In 1989, he was the assistant head coach/defensive coordinator for New Mexico Highlands. He got his coaching start in 1987 and 1988 as the defensive ends coach for Eastern Kentucky. Career record: 56-60

BACKGROUND:

Ryan played football at SW Oklahoma State (1983-86), where he earned his bachelor's degree in physical education. He earned his master's in physical education at Eastern Kentucky in 1988.

PERSONAL:

Born December 13, 1962, Ardmore, OK. He and his wife, Michelle, have two sons, Payton and Seth.

OFFENSIVE COACHES



ANTHONY LYNN

OFFENSIVE COORDINATOR

Born December 21, 1968, McKinney, Texas. Running back Texas Tech 1987-1991. Pro running back Denver Broncos 1993, 1997-99, San Francisco 49ers 1995-96. Pro coach: Denver Broncos 2000-02, Jacksonville Jaguars 2003-04, Dallas Cowboys 2005-06, Cleveland Browns 2007-08, New York Jets 2009-14, joined Buffalo in 2015.



AARON KROMER

OFFENSIVE LINE

Born April 30, 1967, Sandusky, Ohio. Tackle Miami (Ohio) 1986-89. No pro playing experience. College coach: Miami (Ohio) 1990-98, Northwestern 1998-2000. Pro coach: Oakland Raiders 2001-04, Tampa Bay Buccaneers 2005-07, New Orleans Saints 2008-12 (interim head coach first six games 2012), Chicago Bears 2013-14, joined Bills in 2015.



SANJAY LAL

WIDE RECEIVERS

Born July 23, 1969, London, England. Wide receiver UCLA 1989, Washington 1990-93. Pro receiver St. Louis Rams 1998, Scottish Claymores (NFL) 1999. College coach: Los Medanos (Calif.) college 2003, St. Mary's College 2004, California 2005-06. Pro coach: Oakland Raiders 2007-11, New York Jets 2012-14, joined the Bills in 2015.



DAVID LEE

QUARTERBACKS

Born July 2, 1953, Cape Girardeau, Mo. Quarterback Vanderbilt 1971-74. No pro playing experience. College coach: Tennessee-Martin 1975-76, Vanderbilt 1977, Mississippi 1978-1982, 2011, New Mexico 1983, Arkansas 1984-88, 2001-02, 2007, Texas-El Paso 1989-1993 (head coach), Rice 1994-2000. Pro coach: Dallas Cowboys 2003-06, Miami Dolphins 2008-2010, Buffalo Bills 2012, New York Jets 2013-14, joined Buffalo in 2015.



PAT MEYER

OFFENSIVE ASSISTANT

Born April 5, 1972, Youngstown, Ohio. Offensive line Colorado State 1991-94. Pro offensive lineman Arizona Cardinals 1995, St. Louis Stampede (Arena Football League) 1996. College coach: Memphis 1997-99, North Carolina State 2000-06, Florida State 2007, Colorado State 2008-2011. Pro coach: Montreal Alouettes (CFL) 2012., Chicago Bears 2013-14, joined Buffalo in 2015.

BUFFALO BILLS COACHING STAFF

OFFENSIVE COACHES



CHRIS PALMER

SENIOR OFFENSIVE ASSISTANT

Born September 23, 1949, Brewster, NY. Quarterback Southern Connecticut State 1969-71. No pro playing experience. College coach: Connecticut 1972-74, Lehigh 1975, Colgate 1976-82, University of New Haven 1986-87, Boston University 1988-89. Pro Coach: Montreal Concordes 1983, New Jersey Generals 1984-85, Houston Oilers 1990-92, New England Patriots 1993-96, Jacksonville Jaguars 1997-98, Cleveland Browns 1999-2000, Houston Texans 2002-05, Dallas Cowboys 2006, New York Giants 2007-09, Hartford Colonials 2010, Tennessee Titans 2011-12, San Francisco 49ers 2013-14, joined Buffalo in 2015.



TONY SPARANO

TIGHT ENDS

Born October 22 1986, Colleyville, Texas. Defensive end Albany 2006-08. No pro playing experience. Pro coach: Hartford Colonials (UFL) 2010, Miami Dolphins 2011, Jets 2011-14, joined the Bills in 2015.




JASON VRABLE

ASSISTANT QUARTERBACKS

Born January 23, 1985, South Park, PA. Quarterback Marietta College 2004-06. No pro playing experience. College coach: Marietta 2007, Robert Morris 2008, Syracuse 2009-2010, Charleston 2011-12. Pro coach: Joined Bills in 2013.

COACHING ASSISTANTS



MIKE GIULIANI

COACHING ASSISTANT

Born August 30, 1989, Oceanside, NY. No pro or college playing experience. Pro coach: New York Jets 2013-14, joined the Bills in 2015.



ZAK KROMER

COACHING ASSISTANT

Born May 1, 1994, New Orleans, LA. No pro or college playing experience. Pro coach: Joined Bills in 2016.

DEFENSIVE COACHES



DENNIS THURMAN

DEFENSIVE COORDINATOR

Born April 13, 1956, Los Angeles, Calif. Defensive back Southern California 1974-77. Pro defensive back Dallas Cowboys 1978-1985, St. Louis Cardinals 1986. College coach: Southern California 1993-2000. Pro coach: Phoenix Cardinals 1988-89, Ohio Glory (WLAF) 1992, Baltimore Ravens 2002-07, New York Jets 2009-14, joined the Bills in 2015.



BOBBY APRIL III

LINEBACKERS

Born August 15, 1981, Tucson, Ariz. Attended Louisiana-Lafayette. No college or pro playing experience. College coach: Tulane 2005-06, Portland State 2007-09, Nicholls State 2010. Pro coach: Philadelphia Eagles 2011-12, New York Jets 2013-14, joined Bills in 2015.



JOHN BLAKE

DEFENSIVE LINE

Born March 6, 1961, Rockford Ill. Nose guard Oklahoma 1979-1982. No pro playing experience. College coach: Oklahoma 1985-86, Tulsa 1987-88, Oklahoma 1989-92, 1996-98 (head coach 1996-98), Mississippi State 2003, Nebraska 2004-06, North Carolina 2007-2010. Pro coach: Dallas Cowboys 1993-95, joined Bills in 2016.



D'ANTON LYNN

DEFENSIVE ASSISTANT

Born October 24, 1989, Plano, TX. Defensive back Penn State 2008-11. Pro defensive back New York Jets 2012, Hamilton Tiger-Cats 2013. Pro Coach: Joined Bills in 2015.



TIM MCDONALD

DEFENSIVE BACKS

Born January 6, 1965, Fresno, Calif. Defensive back Southern California 1983-86. Pro defensive back St. Louis/Phoenix Cardinals 1987-1992, San Francisco 49ers 1993-99. College coach: Fresno State 2012. Pro coach: New York Jets 2013-14, Joined the Bills in 2015.




JASON REBROVICH

DEFENSIVE LINE

Born March 15, 1978, Clarence, N.Y. Defensive line Alfred State 1996-97, Cortland 1998-99. No pro playing experience. College coach: Cortland 2001-04, 2008-2010, Ferris State 2005-07, Syracuse 2011-12. Pro coach: Joined the Bills in 2013.

BUFFALO BILLS COACHING STAFF

DEFENSIVE COACHES



ED REED

ASSISTANT DEFENSIVE BACKS

born September 11, 1978, St. Rose, Louisiana. Defensive back Miami 1997-2001. Defensive back Baltimore Ravens 2002- 2012, Houston Texans 2013, New York Jets 2013. Pro coach: Joined Bills in 2016.



ROB RYAN

ASSISTANT HEAD COACH/DEFENSE

Born December 13, 1962, Ardmore, Okla. Defensive end Southwestern Oklahoma State University. No pro playing experience. College coach: Western Kentucky 1987, Ohio State 1988, Tennessee State 1989-93, Hutchinson (Kan.) C.C. 1996, Oklahoma State 1997-99. Pro coach: Arizona Cardinals 1994- 95, New England Patriots 2000-03, Oakland Raiders 2004-08, Cleveland Browns 2009-2010, Dallas Cowboys 2011-12, New Orleans Saints 2013-2015, joined Bills in 2016.



JEFF WEEKS

OUTSIDE LINEBACKERS

Born May 30, 1962, Denver, Colo. Wide receiver Southwest Oklahoma State 1982-84, Northwest Oklahoma State 1985. Pro Wide Receiver Philadelphia Eagles 1986. College coach: Western Kentucky 1987-88, Morehead State 1990-91, Phoenix (Ariz.) C.C. 1996, Oklahoma 1999, Fort Scott (Kan.) C.C. 2001-04, Southeast Oklahoma State 2005, Texas A&M-Kingsville 2006. Pro coach: Oakland Raiders 2008, New York Jets 2009-2014, joined the Bills in 2015.


SPECIAL TEAMS COACHES



DANNY CROSSMAN

SPECIAL TEAMS COORDINATOR

Born January 17, 1967, El Paso, Texas. Defensive back Kansas 1985, Pittsburgh 1987-89. Pro defensive back Washington Redskins 1990, Detroit Lions 1991-92. College coach: U.S. Coast Guard Academy 1993, Western Kentucky 1994-96, Central Florida 1997-98, Georgia Tech 1999-2001, Michigan State 2002. Pro coach: Carolina Panthers 2003-09, Detroit Lions 2010-12, joined Bills in 2013.



ERIC SMITH

SPECIAL TEAMS ASSISTANT

Born March 17, 1983, Columbus, OH. Defensive back Michigan State 2002-05. Pro defensive back New York Jets 2006-12. Pro Coach: New York Jets 2014, joined Buffalo in 2015.

SPECIAL TEAMS COACHES




KATHRYN SMITH

QUALITY CONTROL - SPECIAL TEAMS

Born February 8, 1985, DeWitt, N.Y. Attended St. John's. No college or pro playing experience. Pro experience: New York Jets 2003-2014, joined Bills in 2015, Pro coach: Buffalo Bills 2016.


STRENGTH AND CONDITIONING



ERIC CIANO

HEAD STRENGTH AND CONDITIONING

Born August 8, 1973, Waltham, Mass. Offensive line Springfield (Mass.) College 1993-97. No pro playing experience. College coach: Tennessee 1997-99, Louisiana Tech 2000-02, Tennessee 2002-04, Georgia Tech 2005-09. Pro coach: Joined Bills in 2010.



DAN LIBURD

STRENGTH AND CONDITIONING ASSISTANT

Born August 19, 1984, Rockville Centre, NY. Attended Springfield College. No college or pro playing experience. Pro coach: Joined the Bills in 2009.



MARK LOECHER

STRENGTH AND CONDITIONING ASSISTANT


Born February 21, 1990, Buffalo, NY. Attended Mercyhurst University. No college or pro playing experience. Pro coach: Joined the Bills in 2015.



HAL LUTHER

ASSISTANT STRENGTH AND CONDITIONING

Born March 24, 1974, Dolgeville, N.Y. Quarterback Springfield (Mass.) College 1992-95. No pro playing experience. College coach: Western Michigan 1996, Wisconsin-LaCrosse 1996-97, North Carolina State 1998-2000, Syracuse 2000- 2012. Pro coach: Joined Bills in 2013.



JASON OSZVART

STRENGTH AND CONDITIONING ASSISTANT

Born December 24, 1988, Robinsville, N.J. Attended East Stroudsburg. No college or pro playing experience. Pro coach: New York Jets 2013-14, joined the Bills in 2015.

BUFFALO BILLS 2015 SEASON IN REVIEW

BILLS 2015 RANKINGS

OFFENSE

Category	Total	AFC Rank	NFL Rank
Total Yards/Game	360.9	5th	13th
Points Per Game	23.7	6th	12th
Passing Yards/Game	208.9	15th	28th
Passing Yards/Attempt	7.2	4th	12th
Interceptions	9	T-3rd	T-5th
Rushing Yards/Game	152.0	1st	1st
Rushing Yards/Play	4.8	1st	1st
Times Sacked	42	11th	22nd
1st Downs/Game	18.6	15th	T-28th
3rd Down Efficiency	38%	11th	21st
4th Down Efficiency	44%	9th	24th
Time of Possession	31:18	2nd	7th
Punt Return Average	7.5	12th	23rd
Kick Return Average	18.8	15th	30th
Net Punt Average	41.3	3rd	7th
Field Goal Percentage	85%	T-7th	T-16th

DEFENSE

Category	Total	AFC Rank	NFL Rank
Total Yards/Game	356.4	9th	19th
Points Per Game	22.4	8th	15th
Passing Yards/Game	248.3	9th	19th
Passing Yards/Attempt	6.6	8th	14th
Interceptions	17	T-4th	T-6th
Rushing Yards/Game	108.1	11th	16th
Rushing Yards/Play	4.4	14th	25th
Sacks	21.0	16th	31st
1st Downs/Game	20.1	T-10th	T-19th
3rd Down Efficiency	40%	13th	23rd
4th Down Efficiency	23%	1st	2nd
Time of Possession	28:42	2nd	7th
Punt Return Average	8.8	7th	19th
Kick Return Average	17.2	1st	1st
Net Punt Average	39.8	8th	16th
Field Goal Percentage	81%	7th	T-10th

ADDITIONAL POSTSEASON HONORS

PRO BOWL

LeSean McCoy

PRO BOWL ALTERNATES

Richie Incognito

Eric Wood

Tyrod Taylor

PFWA ALL-ROOKIE TEAM

Ronald Darby

PRO FOOTBALL FOCUS ALL-PRO TEAM

Richie Incognito - 1st Team

PRO FOOTBALL FOCUS DEFENSIVE R.O.Y.

Ronald Darby

BILLS FINISH 8-8 IN 2015

The Bills finished the 2015 season with an 8-8 record, marking the second season in a row that Buffalo had a record of .500 or better.

Buffalo's offense was carried by the rushing game this season as the Bills finished first overall in the league in rushing and rushing average. First year Bills RB LeSean McCoy, RB Karlos Williams and QB Tyrod Taylor all rushed over 500 yards, the first time the franchise has had three 500-yard rushers since 1962. McCoy earned the fourth Pro Bowl selection of his career with his efforts this season. Standout second year receiver Sammy Watkins went over 1,000 yards receiving and added nine touchdowns. Taylor started in 14 games at quarterback and finished the season with a 99.4 passer rating, which is the second highest ever by a Bill.

The Bills defense was led by the standout play of their cornerbacks, Ronald Darby and Stephon Gilmore. Darby finished fifth in the NFL in passes defended and Gilmore tied for seventh. They combined for five interceptions. S Corey Graham led the team in tackles with 122, while DE Mario Williams and DE Jerry Hughes each finished the season with 5.0 sacks.

BILLS FINISH 8-8 IN 2015

CATEGORY	Bills
Record	8-8
Points Scored	379
Points Allowed	359
Touchdowns Scored	45
Touchdowns Allowed	42
Rushing TDs	19
Passing TDs	23
Return TDs	3
Rushing TDs Allowed	10
Passing TDs Allowed	30
Return TDs Allowed	2
Sacked/Yards Lost	42/257
Fumbles/Lost	28/10
Had Intercepted	9
Field Goals Made/Attempted	23/27
Average Yards Per Game	360.9
Opp. Average Yards Per Game	356.4
Average Rushing Yards Per Game	152.0
Opp. Avg. Rushing Yards Per Game	108.1
Average Passing Yards Per Game	208.9
Opp. Avg. Passing Yards Per Game	248.3
Turnover Ratio	+6
Average Time of Possession	31:18
NFL Rank-Total Offense/Run/Pass	13th/1st/28th
NFL Rank-Total Defense/Run/Pass	19th/16th/19th

BUFFALO BILLS

ROSTERS



Alphabetical

Numerical

Depth Chart

Transactions

How the Bills Were Built

By Experience

By Position

BUFFALO BILLS 2016 ALPHABETICAL ROSTER

NO	NAME	POS	HT	WT	DOB	EXP	COLLEGE	HOMETOWN	HOW ACQ.
57	Alexander, Lorenzo	LB	6-1	245	5/31/1983	10	California	Berkeley, Calif.	FA-16
33	Anderson, Colt	S	5-10	195	10/25/1985	7	Montana	Butte, Mont.	FA-16
26	Blanton, Robert	S	6-1	200	9/7/1989	5	Notre Dame	Clackamas, Ore.	FA-16
52	Brown, Preston	LB	6-1	251	10/27/1992	3	Louisville	Cincinnati, Ohio	D3-14
53	Brown, Zach	LB	6-1	248	10/23/1989	5	North Carolina	Columbia, Md.	FA-16
97	Bryant, Corbin	DT	6-4	300	1/4/1988	4	Northwestern	Chicago, Ill.	FA-12
22	Bush, Reggie	RB	6-0	205	3/2/1985	11	Southern California	Spring Valley, Calif.	FA-16
2	Carpenter, Dan	K	6-2	228	11/25/1985	9	Montana	Helena, Mont.	FA-13
85	Clay, Charles	TE	6-3	255	2/13/1989	6	Tulsa	Little Rock, Ark.	FA-15
28	Darby, Ronald	CB	5-11	193	1/2/1994	2	Florida State	Oxon Hill, Md.	D2-15
91	Douzable, Leger	DE	6-4	284	5/31/1986	7	Central Florida	Tampa, Fla.	FA-16
82	Dray, Jim	TE	6-5	255	12/31/1986	7	Stanford	Paramus, N.J.	FA-16
42	Felton, Jerome	FB	6-0	248	7/3/1986	9	Furman	Duren, Germany	FA-16
35	Gillisle, Mike	RB	5-11	219	11/1/1990	3	Florida	DeLand, Fla.	FA-15
24	Gilmore, Stephon	CB	6-1	190	9/19/1990	5	South Carolina	Rock Hill, S.C.	D1-12
77	Glenn, Cordy	T	6-6	345	9/18/1989	5	Georgia	Riverdale, Ga.	D2-12
88	Goodwin, Marquise	WR	5-9	179	11/19/1990	3	Texas	Garland, Texas	D3-13
20	Graham, Corey	S	6-0	196	7/25/1985	10	New Hampshire	Buffalo, N.Y.	FA-14
72	Groy, Ryan	G	6-5	320	9/30/1990	3	Wisconsin	Middleton, Wis.	FA-15
55	Hughes, Jerry	LB	6-2	254	8/13/1988	7	Texas Christian	Sugar Land, Texas	TR-13 (IND)
50	Humber, Ramon	LB	5-11	232	8/10/1987	8	North Dakota State	Minneapolis, Minn.	FA-16
17	Hunter, Justin	WR	6-4	203	5/20/1991	4	Tennessee	Virginia Beach, Va.	FA-16
61	Ikard, Gabe	G	6-4	304	9/26/1990	3	Oklahoma	Nichols Hills, Okla.	FA-16
64	Incognito, Richie	G	6-3	319	7/5/1983	10	Nebraska	Englewood, N.J.	FA-15
7	Jones, Cardale	QB	6-5	250	9/29/1992	R	Ohio State	Cleveland, Ohio	D4-16
71	Kouandjio, Cyrus	T	6-7	322	7/21/1993	3	Alabama	Hyattsville, Md.	D2-14
67	Lewis, Patrick	C	6-1	311	1/30/1991	4	Texas A&M	Reserve, La.	FA-16
3	Manuel, EJ	QB	6-4	237	3/19/1990	4	Florida State	Virginia Beach, Va.	D1-13
25	McCoy, LeSean	RB	5-11	208	7/12/1988	8	Pittsburgh	Harrisburg, Pa.	TR-15 (PHI)
56	McCray, Larentee	LB	6-3	249	8/26/1990	4	Florida	Ocala, Fla.	TR-16 (GB)
36	Meeks, Jonathan	S	6-0	209	11/8/1989	3	Clemson	Rock Hill, S.C.	D5-13
76	Miller, John	G	6-2	303	8/12/1993	2	Louisville	Miami, Fla.	D3-15
79	Mills, Jordan	T	6-5	316	12/24/1990	4	Louisiana Tech	Thibodaux, La.	FA-15
84	O'Leary, Nick	TE	6-3	252	8/31/1992	1	Florida State	Palm Beach, Fla.	D6b-15
74	Ola, Michael	T	6-5	312	4/19/1988	3	Hampton	Riverdale, Ga.	FA-16
19	Powell, Walter	WR	6-0	189	11/23/1991	2	Murray State	St. Louis, Mo.	FA-15
21	Robey-Coleman, Nickell	CB	5-8	165	1/17/1992	4	Southern California	Frostproof, Fla.	UFA-13
11	Salas, Greg	WR	6-2	210	8/25/1988	5	Hawaii	Chino, Calif.	FA-15
65	Sanborn, Garrison	LS	6-1	240	7/31/1985	8	Florida State	Tampa, Fla.	FA-09
6	Schmidt, Colton	P	5-11	224	10/27/1990	3	California-Davis	Bakersfield, Calif.	FA-14
29	Seymour, Kevon	CB	6-0	185	11/30/1993	R	Southern California	Pasadena, Calif.	D6b-16
51	Spikes, Brandon	LB	6-2	255	9/3/1987	6	Florida	Shelby, N.C.	FA-16
15	Tate, Brandon	WR	6-1	195	10/5/1987	8	North Carolina	Burlington, N.C.	FA-16
5	Taylor, Tyrod	QB	6-1	215	8/3/1989	6	Virginia Tech	Hampton, Va.	FA-15
92	Washington, Adolphus	DT	6-4	295	11/24/1992	R	Ohio State	Cincinnati, Ohio	D3-16
30	White, Corey	CB	6-1	210	5/9/1990	5	Samford	Dunwoody, Ga.	FA-16
23	Williams, Aaron	S	6-0	199	4/23/1990	6	Texas	Round Rock, Texas	D2-11
27	Williams, Duke	S	5-11	201	10/15/1990	4	Nevada	Reno, Nev.	D4-13
31	Williams, Jonathan	RB	6-0	223	2/2/1994	R	Arkansas	Allen, Texas	D5-16
95	Williams, Kyle	DT	6-1	303	6/10/1983	11	LSU	Ruston, La.	D5a-06
70	Wood, Eric	C	6-4	310	3/18/1986	8	Louisville	Cincinnati, Ohio	D1b-09
10	Woods, Robert	WR	6-0	190	4/10/1992	4	Southern California	Carson, Calif.	D2a-13
94	Worthy, Jerel	DE	6-2	308	4/26/1990	3	Michigan State	Huber Heights, Ohio	FA-15
EXEMPT PER COMMISSIONER									
99	Dareus, Marcell	DT	6-3	331	3/13/1990	6	Alabama	Huffman, Ala.	D1-11
66	Henderson, Seantrel	T	6-7	331	1/21/1992	3	Miami	St. Paul, Minn.	D7b-14
PRACTICE SQUAD									
49	Albright, Bryson	LB	6-5	225	3/15/1994	R	Miami (OH)	Cincinnati, Ohio	UFA-16
87	Christian, Gerald	TE	6-3	250	8/26/1991	2	Louisville	Palm Beach Gardens, Fla.	FA-16
98	Coleman, Deandre	DT	6-5	341	1/27/1991	1	California	Seattle, Wash.	FA-16
16	Eagan, Ed	WR	5-10	193	6/19/1993	R	Northwestern State	New Orleans, La.	FA-16
17	Hazel, Matt	WR	6-1	201	1/23/1992	2	Coastal Carolina	North Augusta, S.C.	FA-16
13	Lewis, Dezmin	WR	6-4	214	12/5/1992	1	Central Arkansas	Mesquite, Texas	D7-15
75	Poehls, William	T	6-8	334	11/27/1991	1	Montana	Chandler, Az.	FA-16
39	Roberson, Marcus	CB	6-0	194	10/4/1992	3	Florida	Lauderdale Lakes, Fla.	FA-16
54	Valles, Max	DE	6-4	250	8/5/1994	1	Virginia	Sicklerville, N.J.	FA-15
62	Vaughn, Terran	G	6-3	306	3/30/1994	R	Stephen F. Austin	Beaumont, Texas	FA-16
RESERVE/PHYSICALLY UNABLE TO PERFORM									
81	Easley, Marcus	WR	6-2	217	11/2/1987	5	Connecticut	Stratford, Conn.	D4-10
90	Lawson, Shaq	LB	6-3	270	6/17/1994	R	Clemson	Central, S.C.	D1-16
RESERVE/NON-FOOTBALL INJURY									
18	Listenbee, Kolby	WR	6-1	183	1/25/1994	R	Texas Christian	Arlington, Texas	D6a-16
RESERVE/INJURED									
86	Annen, Blake	TE	6-4	247	5/28/1991	2	Cincinnati	Upper Arlington, Ohio	FA-15
31	Dowling, Jonathan	DB	6-3	190	12/8/1991	2	Western Kentucky	Bradenton, Fla.	FA-15
75	Enemkpali, IK	DE	6-1	261	7/3/1991	3	Louisiana Tech	Pflugerville, Texas	W-15 (NYJ)
89	Gragg, Chris	TE	6-3	244	6/30/1990	4	Arkansas	Warren, Ark.	D7-13
59	Ragland, Reggie	LB	6-2	252	9/23/1993	R	Alabama	Madison, Ala.	D2-16
43	Thomas, Phillip	S	6-0	223	3/1/1989	3	Fresno State	Bakersfield, Calif.	FA-15
14	Watkins, Sammy	WR	6-1	211	6/14/1993	3	Clemson	Fort Myers, Fla.	D1-14
PRACTICE SQUAD/INJURED									
41	Parms, Damian	S	6-2	209	10/28/1992	1	Florida Atlantic	Miami, Fla.	FA-16
RESERVE/DID NOT REPORT									
	Archer, Dri	RB	5-8	173	8/9/1991	3	Kent State	Laurel, Fla.	W-15 (NYJ)

BUFFALO BILLS 2016 NUMERICAL ROSTER

NO	NAME	POS	HT	WT	AGE	EXP	COLLEGE	HOMETOWN	HOW ACQ.
2	Dan Carpenter	K	6-2	228	30	9	Montana	Helena, Mont.	FA-13
3	EJ Manuel	QB	6-4	237	26	4	Florida State	Virginia Beach, Va.	D1-13
5	Tyrod Taylor	QB	6-1	215	27	6	Virginia Tech	Hampton, Va.	FA-15
6	Colton Schmidt	P	5-11	224	25	3	California-Davis	Bakersfield, Calif.	FA-14
7	Cardale Jones	QB	6-5	250	23	R	Ohio State	Cleveland, Ohio	D4-16
10	Robert Woods	WR	6-0	190	24	4	Southern California	Carson, Calif.	D2a-13
11	Greg Salas	WR	6-2	210	28	5	Hawaii	Chino, Calif.	FA-15
15	Brandon Tate	WR	6-1	195	28	8	North Carolina	Burlington, N.C.	FA-16
17	Justin Hunter	WR	6-4	203	25	4	Tennessee	Virginia Beach, Va.	FA-16
19	Walter Powell	WR	6-0	189	24	2	Murray State	St. Louis, Mo.	FA-15
20	Corey Graham	S	6-0	196	31	10	New Hampshire	Buffalo, N.Y.	FA-14
21	Nickell Robey-Coleman	CB	5-8	165	24	4	Southern California	Frostproof, Fla.	UFA-13
22	Reggie Bush	RB	6-0	205	31	11	Southern California	Spring Valley, Calif.	FA-16
23	Aaron Williams	S	6-0	199	26	6	Texas	Round Rock, Texas	D2-11
24	Stephon Gilmore	CB	6-1	190	26	5	South Carolina	Rock Hill, S.C.	D1-12
25	LeSean McCoy	RB	5-11	208	28	8	Pittsburgh	Harrisburg, Pa.	TR-15 (PHI)
26	Robert Blanton	S	6-1	200	27	5	Notre Dame	Clackamas, Ore.	FA-16
27	Duke Williams	S	5-11	201	25	4	Nevada	Reno, Nev.	D4-13
28	Ronald Darby	CB	5-11	193	22	2	Florida State	Oxon Hill, Md.	D2-15
29	Kevon Seymour	CB	6-0	185	22	R	Southern California	Pasadena, Calif.	D6b-16
30	Corey White	CB	6-1	210	26	5	Samford	Dunwoody, Ga.	FA-16
31	Jonathan Williams	RB	6-0	223	22	R	Arkansas	Allen, Texas	D5-16
33	Colt Anderson	S	5-10	195	30	7	Montana	Butte, Mont.	FA-16
35	Mike Gillislee	RB	5-11	219	25	3	Florida	DeLand, Fla.	FA-15
36	Jonathan Meeks	S	6-0	209	26	4	Clemson	Rock Hill, S.C.	D5-13
42	Jerome Felton	FB	6-0	248	30	9	Furman	Duren, Germany	FA-16
50	Ramon Humber	LB	5-11	232	29	8	North Dakota State	Minneapolis, Minn.	FA-16
51	Brandon Spikes	LB	6-2	255	29	6	Florida	Shelby, N.C.	FA-16
52	Preston Brown	LB	6-1	251	23	3	Louisville	Cincinnati, Ohio	D3-14
53	Zach Brown	LB	6-1	248	26	5	North Carolina	Columbia, Md.	FA-16
55	Jerry Hughes	LB	6-2	254	28	7	Texas Christian	Sugar Land, Texas	TR-13 (IND)
56	Lerentee McCray	LB	6-3	249	26	4	Florida	Ocala, Fla.	TR-16 (GB)
57	Lorenzo Alexander	LB	6-1	245	33	10	California	Berkeley, Calif.	FA-16
61	Gabe Ikard	G	6-4	304	25	3	Oklahoma	Nichols Hills, Okla.	FA-16
64	Richie Incognito	G	6-3	319	33	10	Nebraska	Englewood, N.J.	FA-15
65	Garrison Sanborn	LS	6-1	240	31	8	Florida State	Tampa, Fla.	FA-09
67	Patrick Lewis	C	6-1	311	25	4	Texas A&M	Reserve, La.	FA-16
70	Eric Wood	C	6-4	310	30	8	Louisville	Cincinnati, Ohio	D1b-09
71	Cyrus Kouandjio	T	6-7	322	23	3	Alabama	Hyattsville, Md.	D2-14
72	Ryan Groy	G	6-5	320	25	3	Wisconsin	Middleton, Wis.	FA-15
74	Michael Ola	T	6-5	312	28	3	Hampton	Riverdale, Ga.	FA-16
76	John Miller	G	6-2	303	23	2	Louisville	Miami, Fla.	D3-15
77	Cordy Glenn	T	6-6	345	27	5	Georgia	Riverdale, Ga.	D2-12
79	Jordan Mills	T	6-5	316	25	4	Louisiana Tech	Thibodaux, La.	FA-15
82	Jim Dray	TE	6-5	255	29	7	Stanford	Paramus, N.J.	FA-16
84	Nick O'Leary	TE	6-3	252	24	1	Florida State	Palm Beach, Fla.	D6b-15
85	Charles Clay	TE	6-3	255	27	6	Tulsa	Little Rock, Ark.	FA-15
88	Marquise Goodwin	WR	5-9	179	25	4	Texas	Garland, Texas	D3-13
91	Leger Douzable	DE	6-4	284	30	7	Central Florida	Tampa, Fla.	FA-16
92	Adolphus Washington	DT	6-4	295	22	R	Ohio State	Cincinnati, Ohio	D3-16
94	Jerel Worthy	DE	6-2	308	26	3	Michigan State	Huber Heights, Ohio	FA-15
95	Kyle Williams	DT	6-1	303	33	11	LSU	Ruston, La.	D5a-06
97	Corbin Bryant	DT	6-4	300	28	4	Northwestern	Chicago, Ill.	FA-12
EXEMPT PER COMMISSIONER									
66	Seantrel Henderson	T	6-7	331	24	3	Miami	St. Paul, Minn.	D7b-14
99	Marcell Dareus	DT	6-3	331	26	6	Alabama	Huffman, Ala.	D1-11
PRACTICE SQUAD									
13	Dezmin Lewis	WR	6-4	214	23	1	Central Arkansas	Mesquite, Texas	D7-15
16	Ed Eagan	WR	5-10	193	23	R	Northwestern State	New Orleans, La.	FA-16
17	Matt Hazel	WR	6-1	201	24	2	Coastal Carolina	North Augusta, S.C.	FA-16
39	Marcus Roberson	CB	6-0	194	23	3	Florida	Lauderdale Lakes, Fla.	FA-16
49	Bryson Albright	LB	6-5	225	22	R	Miami (OH)	Cincinnati, Ohio	UFA-16
54	Max Valles	DE	6-4	250	22	1	Virginia	Sicklerville, N.J.	FA-15
62	Terran Vaughn	G	6-3	306	22	R	Stephen F. Austin	Beaumont, Texas	FA-16
75	William Poehls	T	6-8	334	24	1	Montana	Chandler, Az.	FA-16
87	Gerald Christian	TE	6-3	250	25	2	Louisville	Palm Beach Gardens, Fla.	FA-16
98	Deandre Coleman	DT	6-5	341	25	1	California	Seattle, Wash.	FA-16
RESERVE/PHYSICALLY UNABLE TO PERFORM									
81	Marcus Easley	WR	6-2	217	28	6	Connecticut	Stratford, Conn.	D4-10
90	Shaq Lawson	LB	6-3	270	22	R	Clemson	Central, S.C.	D1-16
RESERVE/NON-FOOTBALL INJURY									
18	Kolby Listenbee	WR	6-1	183	22	R	Texas Christian	Arlington, Texas	D6a-16
RESERVE/INJURED									
14	Sammy Watkins	WR	6-1	211	23	3	Clemson	Fort Myers, Fla.	D1-14
31	Jonathan Dowling	DB	6-3	190	24	2	Western Kentucky	Bradenton, Fla.	FA-15
43	Phillip Thomas	S	6-0	223	27	3	Fresno State	Bakersfield, Calif.	FA-15
59	Reggie Ragland	LB	6-2	252	22	R	Alabama	Madison, Ala.	D2-16
75	IK Enemkpali	DE	6-1	261	25	3	Louisiana Tech	Pflugerville, Texas	W-15 (NYJ)
86	Blake Annen	TE	6-4	247	25	3	Cincinnati	Upper Arlington, Ohio	FA-15
89	Chris Gragg	TE	6-3	244	26	4	Arkansas	Warren, Ark.	D7-13
PRACTICE SQUAD/INJURED LIST									
41	Damian Parms	S	6-2	209	23	1	Florida Atlantic	Miami, Fla.	FA-16
RESERVE/DID NOT REPORT									
	Dri Archer	RB	5-8	173	25	3	Kent State	Laurel, Fla.	W-16 (NYJ)

BUFFALO BILLS UNOFFICIAL 2016 DEPTH CHART

OFFENSE

WR	88 Marquise Goodwin	19 Walter Powell	17 Justin Hunter	
LT	77 Cordy Glenn	71 Cyrus Kouandjio		
LG	64 Richie Incognito	61 Gabe Ikard		
C	70 Eric Wood	67 Patrick Lewis		
RG	76 John Miller	72 Ryan Groy		
RT	79 Jordan Mills	74 Michael Ola	<i>66 Seantrel Henderson</i>	
TE	85 Charles Clay	82 Jim Dray	84 Nick O'Leary	
QB	5 Tyrod Taylor	3 EJ Manuel	<u>7 Cardale Jones</u>	
FB	42 Jerome Felton			
RB	25 LeSean McCoy	35 Mike Gillislee	22 Reggie Bush	<u>31 Jonathan Williams</u>
WR	10 Robert Woods	11 Greg Salas	15 Brandon Tate	

DEFENSE

DT	95 Kyle Williams	91 Leger Douzable		
NT	<i>99 Marcell Dareus</i>	94 Jerel Worthy		
DE	97 Corbin Bryant	<u>92 Adolphus Washington</u>		
OLB	55 Jerry Hughes	56 Larentee McCray		
WILL	53 Zach Brown	50 Ramon Humber		
MIKE	52 Preston Brown	51 Brandon Spikes		
OLB	57 Lorenzo Alexander			
CB	28 Ronald Darby	21 Nickell Robey-Coleman	30 Corey White	
S	23 Aaron Williams	27 Duke Williams	36 Jonathan Meeks	
S	20 Corey Graham	26 Robert Blanton	33 Colt Anderson	
CB	24 Stephon Gilmore	<u>29 Kevon Seymour</u>		

SPECIALISTS

K	2 Dan Carpenter		
KO	2 Dan Carpenter		
P	6 Colton Schmidt		
KOR	15 Brandon Tate	22 Reggie Bush	19 Walter Powell
PR	15 Brandon Tate	22 Reggie Bush	19 Walter Powell
LS	65 Garrison Sanborn		
H	6 Colton Schmidt		

ROOKIES UNDERLINED
EXEMPT IN ITALICS

2016 TRANSACTIONS

January 4	Signed CB Mario Butler , RB Mike Gillislee , WR Greg Salas and P Colton Schmidt to contract extensions. Signed TE Blake Annen , DB Jonathan Dowling , TE Jacob Maxwell , C Ronald Patrick , DE Cedric Reed , G Cyril Richardson and S Phillip Thomas to reserve/future contract.
January 10	Rob Ryan named assistant head coach/defense
January 12	Signed WR Jarrett Boykin and WR Greg Little to reserve/future contract.
January 13	Ed Reed named assistant defensive backs coach
January 20	Signed RB James Wilder Jr. to a reserve/future contract. Kathryn Smith named quality control-special teams coach.
February 3	Signed CB Javier Arenas to a reserve/future contract.
March 1	Designated T Cordy Glenn as franchise player. Released RB Boobie Dixon , G Kraig Urbik and DE Mario Williams .
March 4	Released CB Leodis McKelvin .
March 7	Tendered offers to Restricted Free Agents DT Corbin Bryant , WR Chris Hogan and T Jordan Mills
March 8	Re-signed G Richie Incognito
March 16	Signed TE Jim Dray
March 18	Signed S Robert Blanton
March 30	Signed T Jordan Mills
April 4	Signed LB Zach Brown , WR Leonard Hankerson and CB Corey White
April 5	Signed CB Sterling Moore
April 6	LB AJ Tarpley announced retirement
April 7	Signed C Fernando Velasco
April 11	Signed LB Lorenzo Alexander and S Colt Anderson
April 15	Released T Tyson Chandler
April 18	Signed DT Corbin Bryant . Released DB Cam Thomas
April 19	Released LB Tony Stewart .
April 28	Drafted DE Shaq Lawson
April 29	Drafted LB Reggie Ragland and DT Adolphus Washington . Released TE Jacob Maxwell and LB A.J. Tarpley
April 30	Drafted QB Cardale Jones , RB Jonathan Williams , WR Kolby Listenbee and CB Kevon Seymour .
May 2	Signed LB Bryson Albright , WR Davonte Allen , WR Gary Chambers , LS Reid Ferguson , FB Glenn Gronkowski , C Robert Kugler , G Jamison Lalk , DE Claudell Louis , T Marquis Lucas , T Keith Lumpkin , K Marshall Morgan , LB Eric Striker , CB Julian Whigham , DT Justin Zimmer . Released CB Bud Noel , C Ronald Patrick and LB Jarius Wynn .
May 10	Claimed RB Dri Archer
May 11	Signed CB Kevon Seymour .
May 12	Signed WR Kolby Listenbee
May 13	Signed RB Jonathan Williams
May 17	Signed DT Adolphus Washington
May 18	Placed RB Dri Archer on the Reserve/Did Not Report List
May 24	Signed LB Reggie Ragland
May 31	Signed LB Jamari Lattimore
June 6	Signed DE Shaq Lawson
June 7	Signed QB Cardale Jones
June 9	Signed RB Dan Herron . Released CB Julian Whigham .
June 14	Signed DE Leger Douzable and T Chris Martin . Released DE Claudell Louis and T Keith Lumpkin .
June 17	Signed T Justin Renfrow . Designated S Phillip Thomas as Waived/Injured.
July 29	Placed LB Manny Lawson and WR Kolby Listenbee on the Active/Non-Football Injury list. Placed WR Marcus Easley , DE Shaq Lawson , WR Sammy Watkins and DT Kyle Williams on the Active/Physically Unable to Perform list. Placed DT Marcell Dareus , DB Jonathan Dowling , T Seantrel Henderson and RB Karlos Williams on the Active/Non-Football Illness list.
July 30	Signed DT Casey Walker . Waived DE Cedric Reed .
August 1	DB Jonathan Dowling is moved to the active roster. Signed RB Reggie Bush and WR Kain Colter . Released WR Davonte Allen and K Marshall Morgan .
August 7	Signed LB David Hawthorne , LB Brandon Spikes and TE Jimmy Mundine . Released WR Gary Chambers and CB Javier Arenas . Designated LB Kevin Reddick as Waive
August 8	DT Marcell Dareus , WR Sammy Watkins and DT Kyle Williams are moved to the active roster.
August 15	RB Karlos Williams is moved to the active roster. Signed LB Kroy Biermann , DT Brandon Deaderick and DT Alameda Ta'amu . Waived/Injured LB IK Enekekpali . Released DT T.J. Barnes and WR Leonard Hankerson .
August 16	LB Manny Lawson is moved to the active roster.
August 20	Waived RB Karlos Williams .
August 22	T Seantrel Henderson is moved to the active roster.
August 28	Signed QB Austin Trainor .
August 30	Traded for LB Larentee McCray from the Green Bay Packers in return for an undisclosed 2018 draft pick. Released LB David Hawthorne , LS Reid Ferguson , C Robert Kugler , WR Greg Little , TE Jimmy Mundine , LB Eric Striker , DT Alameda Ta'amu , QB Austin Trainor , DT Justin Zimmer . Designated CB Jonathan Dowling , TE Chris Gragg and T Justin Renfrow as Waived/Injured. Designated WR Marcus Easley and LB Shaq Lawson as Reserve/Physically Unable to Perform. Designated WR Kolby Listenbee as Reserve/Non-Football Injury. Designated LB Reggie Ragland as Reserve/Injured
August 31	Signed LB Ramon Humber . Waived K Jordan Gay . Claimed C Patrick Lewis off waivers from Seattle. Released G Jamison Lalk .
September 2	Released LB Kroy Biermann , WR Jarrett Boykin , CB Mario Butler , WR Kain Colter , DL Brandon Deaderick , DL Lavar Edwards , FB Jerome Felton , RB Boom Herron , LB Manny Lawson , WR Dez Lewis , T Chris Martin , CB Sterling Moore , G Cyril Richardson , CB Sammy Seamster , LB Max Valles , C Fernando Velasco , DL Casey Walker . Placed TE Blake Annen , LB Randell Johnson , T Marquis Lucas and RB James Wilder Jr. on Injured Reserve.
September 4	Claimed FB/TE Dan Vitale off of waivers. Released LB Jamari Lattimore . Signed WR Dezmin Lewis and K Jordan Gay to practice squad.
September 5	Signed CB Doran Grant , WR Matt Hazel , G Gabe Ikard and LB Max Valles to the practice squad. Released FB/TE Dan Vitale due to failed physical.
September 6	Signed WR Brandon Tate to the active roster. LB Carlos Fields , CB Damian Parns and CB Marcus Roberson added to the practice squad.
September 9	Signed K Jordan Gay to the active roster. Placed T Seantrel Henderson on the Reserve/Suspended list.
September 12	Signed FB Jerome Felton . Released FB Glenn Gronkowski .
September 13	Signed T Chris Martin to the practice squad. Released CB Doran Grant from practice squad.
September 15	Promoted G Gabe Ikard to the active roster from the practice squad. Released LB Bryson Albright .
September 16	Signed LB Bryson Albright to the practice squad.
September 19	Signed T William Poehls to the practice squad. Released T Chris Martin from practice squad.
September 27	Signed WR Ed Eagan and G Terran Vaughn to the practice squad. Released Jordan Gay . Released LB Carlos Fields and DB Damian Parns from the practice squad. Released RB James Wilder from Injured Reserve with an injury settlement.
September 28	Signed T Michael Ola from the Giants practice squad.
September 30	Placed WR Sammy Watkins on the reserve/injured list. Claimed WR Justin Hunter off waivers from Miami.
October 3	Placed DT Marcell Dareus and T Seantrel Henderson on Exempt list

HOW THE BILLS WERE BUILT

YEAR	DRAFTEES	VETERAN FREE AGENTS	TRADES	FREE AGENTS
2006	Kyle Williams (5)			
2009	Eric Wood (1)			Garrison Sanborn (UFA)
2011	Marcell Dareus (1) Aaron Williams (2)			
2012	Stephon Gilmore (1) Cordy Glenn (2)	Corbin Bryant (Steelers)		
2013	EJ Manuel (1) Robert Woods (2) Marquise Goodwin (3) Duke Williams (4) Jonathan Meeks (5)	Dan Carpenter (Miami)	Jerry Hughes (Indianapolis)	Nickell Robey-Coleman (UFA)
2014	Cyrus Kouandjio (2) Preston Brown (3) Seantrel Henderson (7)	Corey Graham (Baltimore) Colton Schmidt (San Francisco)		
2015	Ronald Darby (2) John Miller (3) Nick O'Leary (6)	Charles Clay (Miami) Jerome Felton (Minnesota) Mike Gillislee (Arizona) Ryan Groy (Tampa Bay) Richie Incognito (Miami) Jordan Mills (Detroit) Walter Powell (NY Jets) Greg Salas (Detroit) Tyrod Taylor (Baltimore) Jerel Worthy (Green Bay)	LeSean McCoy (from Philadelphia)	
2016	Adolphus Washington (3) Cardale Jones (4) Jonathan Williams (5) Kevon Syemour (6)	Lorenzo Alexander (Oakland) Colt Anderson (Indianapolis) Robert Blanton (Minnesota) Zach Brown (Tennessee) Reggie Bush (Detroit) Leger Douzable (NY Jets) Jim Dray (Cleveland) Justin Hunter (Miami) Ramon Humber (New England) Gabe Ikard (Detroit) Patrick Lewis (Seattle) Michael Ola (NY Giants) Brandon Spikes (New England) Brandon Tate (Cincinnati) Corey White (Arizona)	Lerentee McCray (from Green Bay)	

(ufa) indicates undrafted rookie free agent

(team) denotes team last played with

BY EXPERIENCE

11 YEARS (2)

Reggie Bush
Kyle Williams

10 YEARS (3)

Lorenzo Alexander
Corey Graham
Richie Incognito

9 YEARS (2)

Dan Carpenter
Jerome Felton

8 YEARS (5)

Ramon Humber
LeSean McCoy
Garrison Sanborn
Brandon Tate
Eric Wood

7 YEARS (4)

Colt Anderson
Leger Douzable
Jim Dray
Jerry Hughes

6 YEARS (5)

Charles Clay
Marcell Dareus
Brandon Spikes
Tyrod Taylor
Aaron Williams

5 YEARS (6)

Robert Blanton
Zach Brown
Stephon Gilmore
Cordy Glenn
Greg Salas
Corey White

4 YEARS (8)

Corbin Bryant
Patrick Lewis
EJ Manuel
Lerentee McCray
Jordan Mills
Nickell Robey-Coleman
Duke Williams
Robert Woods

3 YEARS (11)

Preston Brown
Mike Gillislee
Marquise Goodwin
Ryan Groy
Seantrel Henderson
Gabe Ikard
Cyrus Kouandjio
Jonathan Meeks
Michael Ola
Colton Schmidt
Jerel Worthy

2 YEARS (3)

Ronald Darby
John Miller
Walter Powell

1 YEAR (1)

Nick O'Leary

ROOKIE (4)

Cardale Jones
Kevon Seymour
Adolphus Washington
Jonathan Williams

BUFFALO BILLS PRONOUNCIATION

Dareus, Marcell	DAR-e-us (like 'jar')
Douzable, Leger	Leh-je' DOO-zah-bull
Gillislee, Mike	gil-is-LEE
Gilmore, Stephon	steph-AHN
Goodwin, Marquise	Mar-keese
Henderson, Seantrel	SHAWN-trel
Ikard, Gabe	EYE-kurd
Kouandjio, Cyrus	KWAN-jo
McCray, Lerentee	Luh-RENT-tay
Ola, Michael	OH-luh
Seymour, Kevon	KEY-von
Worthy, Jerel	juh-RELL



2016 BUFFALO BILLS ROSTER BY POSITION HEAD COACH REX RYAN



Offense: 28

Coordinator: Anthony Lynn

Senior Assistant: Chris Palmer

QUARTERBACKS (3)

Coach: David Lee

Assistant: Jason Vrable

No	Name	Pos	HT	WT	Exp	College
3	EJ Manuel	QB	6'4	237	4	Florida State
5	Tyrod Taylor	QB	6'1	215	6	Virginia Tech
7	Cardale Jones	QB	6'5	250	R	Ohio State

RUNNING BACKS (5)

Coach: Anthony Lynn

No	Name	Pos	HT	WT	Exp	College
22	Reggie Bush	RB	6'0	205	11	Southern California
25	LeSean McCoy	RB	5'11	208	8	Pittsburgh
31	Jonathan Williams	RB	6'0	223	R	Arkansas
35	Mike Gillislee	RB	5'11	219	3	Florida
42	Jerome Felton	FB	6'0	248	9	Furman

WIDE RECEIVERS (6)

Coach: Sanjay Lal

No	Name	Pos	HT	WT	Exp	College
10	Robert Woods	WR	6'0	190	4	Southern California
11	Greg Salas	WR	6'2	210	5	Hawaii
15	Brandon Tate	WR	6'1	195	8	North Carolina
17	Justin Hunter	WR	6'4	203	4	Tennessee
19	Walter Powell	WR	6'0	189	2	Murray State
88	Marquise Goodwin	WR	5'9	179	4	Texas

TIGHT ENDS (3)

Coach: Tony Sparano

No	Name	Pos	HT	WT	Exp	College
82	Jim Dray	TE	6'5	255	7	Stanford
84	Nick O'Leary	TE	6'3	252	1	Florida State
85	Charles Clay	TE	6'3	255	6	Tulsa

OFFENSIVE LINE (11)

Coach: Aaron Kromer

Assistant: Pay Meyer

No	Name	Pos	HT	WT	Exp	College
61	Gabe Ikard	G	6'4	304	3	Oklahoma
64	Richie Incognito	G	6'3	319	10	Nebraska
66	Seantrel Henderson	T	6'7	331	3	Miami
67	Patrick Lewis	C	6'1	311	4	Texas A&M
70	Eric Wood	C	6'4	310	8	Louisville
71	Cyrus Kouandjio	T	6'7	332	3	Alabama
72	Ryan Groy	G	6'5	320	3	Wisconsin
74	Michael Ola	T	6'5	312	3	Hampton
76	John Miller	G	6'2	312	2	Louisville
77	Cordy Glenn	T	6'6	345	5	Georgia
79	Jordan Mills	T	6'5	316	4	Louisiana Tech

Defense: 24

Coordinator: Dennis Thurman

Assistant HC/Defense: Rob Ryan

Assistant: D'Anton Lynn

Assistant: Mike Giuliani

DEFENSIVE LINE (6)

Coach: John Blake

Coach: Jason Rebrovich

No	Name	Pos	HT	WT	Exp	College
91	Leger Douzable	DE	6'4	284	7	Central Florida
92	Adolphus Washington	DT	6'4	295	R	Ohio State
94	Jerel Worthy	DE	6'2	308	3	Michigan State
95	Kyle Williams	DT	6'1	303	11	LSU
97	Corbin Bryant	DT	6'4	300	4	Northwestern
99	Marcell Dareus	DT	6'3	331	6	Alabama

LINEBACKERS (7)

Coach: Bobby April III

Coach: Jeff Weeks (Outside)

No	Name	Pos	HT	WT	Exp	College
50	Ramon Humber	LB	5'11	235	8	North Dakota State
51	Brandon Spikes	LB	6'2	255	6	Florida
52	Preston Brown	LB	6'1	251	3	Louisville
53	Zach Brown	LB	6'1	248	5	North Carolina
55	Jerry Hughes	DE	6'2	254	7	Texas Christian
56	Lerentee McCray	LB	6'3	249	4	Florida
57	Lorenzo Alexander	LB	6'1	245	10	California

DEFENSIVE BACKS (11)

Coach: Tim McDonald

Assistant: Ed Reed

No	Name	Pos	HT	WT	Exp	College
20	Corey Graham	S	6'0	196	10	New Hampshire
21	Nickell Robey-Coleman	CB	5'8	165	4	Southern California
23	Aaron Williams	S	6'0	199	6	Texas
24	Stephon Gilmore	CB	6'1	190	5	South Carolina
26	Robert Blanton	S	6'1	200	5	Notre Dame
27	Duke Williams	S	5'11	201	4	Nevada
28	Ronald Darby	CB	5'11	195	2	Florida State
29	Kevon Seymour	CB	6'0	185	R	Southern California
30	Corey White	CB	6'1	210	5	Samford
33	Colt Anderson	S	5'10	195	7	Montana
36	Jonathan Meeks	S	6'0	209	4	Clemson

SPECIAL TEAMS (3)

Coordinator: Danny Crossman

Assistants: Eric Smith, Kathryn Smith

No	Name	Pos	HT	WT	Exp	College
2	Dan Carpenter	K	6'2	228	9	Montana
6	Colton Schmidt	P	5'11	224	3	California-Davis
65	Garrison Sanborn	LS	6'1	240	8	Florida State

COACHING STAFF

Head Coach: Rex Ryan

Assistant Head Coach/Defense: Rob Ryan

Coordinators: Danny Crossman (Special Teams), Anthony Lynn (Offense), Dennis Thurman (Defense)

Assistants: Bobby April III (Linebackers), John Blake (Defensive Line), Eric Ciano (Head Strength and Conditioning), Mike Giuliani (Coaching Assistant), Aaron Kromer (Offensive Line), Zak Kromer (Coaching Assistant), Sanjay Lal (Wide Receivers), David Lee (Quarterbacks), Dan Liburd (Strength and Conditioning Assistant), Mark Loecher (Strength and Conditioning Assistant), Hal Luther (Assistant Strength and Conditioning), D'Anton Lynn (Defensive Assistant), Tim McDonald (Defensive Backs), Pat Meyer (Offensive Assistant), Jason Oszvart (Strength and Conditioning Assistant), Chris Palmer (Senior Offensive Assistant), Jason Rebrovich (Defensive Line), Ed Reed (Assistant Defensive Backs), Eric Smith (Special Teams Assistant), Kathryn Smith (Quality Control-Special Teams), Tony Sparano (Tight Ends), Jason Vrable (Assistant Quarterbacks), Jeff Weeks (Outside Linebackers)



HERD OF STATS

REGULAR SEASON GAME #5

Buffalo Bills at Los Angeles Rams

Sunday, October 9, 2016

2016 HERD OF STATS

Game-By-Game Starters

Offensive Highs & Lows

Defensive Highs & Lows

Bills Superlatives

Opponent Superlatives

Defensive Summaries

Defensive Statistics

Scoring Drives

Game-by-Game Team

Game-by-Game Rushing

Game-by-Game Passing

Game-by-Game Receiving

Game-by-Game Punting/Kicking

Game-by-Game Punt Returns

Game-by-Game Kickoff Returns

Game-by-Game Defensive Stats

Big Plays

Goal-to-Go

Inside the 20

The Last Time

Turnover Analysis

ETCs

Game Summaries

Player Participation

NFL Stats

2016 BUFFALO BILLS GAME-BY-GAME STARTERS

OFFENSE											
OPP	WR	WR	LT	LG	C	RG	RT	TE	TE-WR	RB	QB
at BAL	Watkins	Woods	Glenn	Incognito	Wood	Miller	Mills	Clay	Dray	McCoy	Taylor
vs NYJ	Watkins	Woods	Kouandjio	Incognito	Wood	Miller	Mills	Clay	Salas	McCoy	Taylor
vs ARZ	Goodwin	Woods	Kouandjio	Incognito	Wood	Miller	Mills	Clay	O'Leary	McCoy	Taylor
at NE	Goodwin	Woods	Glenn	Incognito	Wood	Miller	Mills	Clay	O'Leary	McCoy	Taylor

DEFENSE											
OPP	DT	NT	DE	OLB	WILL	MIKE	OLB	CB	S	S	CB
at BAL	K. Williams	Bryant	Washington	Hughes	Z. Brown	P. Brown	Alexander	Darby	D. Williams	Graham	Gilmore
vs NYJ	K. Williams	Bryant	Washington	Hughes	Z. Brown	P. Brown	Alexander	Darby	D. Williams	Graham	Gilmore
vs ARZ	K. Williams	Bryant	Washington	Hughes	Z. Brown	P. Brown	Alexander	C. White	A. Williams	Graham	Gilmore
at NE	K. Williams	Bryant	Washington	Hughes	Z. Brown	P. Brown	Alexander	Darby	A. Williams	Graham	Gilmore

2016 OFFENSIVE HIGHS & LOWS

BEST		WORST
33 vs ARZ 9/25	POINTS	7 at BAL 9/11
24 at NE 10/2	FIRST DOWNS	11 at BAL 9/11
11 vs ARZ 9/25	RUSHING FIRST DOWNS	5 at BAL 9/11
15 at NE 10/2	PASSING FIRST DOWNS	5 at BAL 9/11, vs ARZ 9/25
47% at NE 10/2	THIRD DOWN EFFICIENCY	23% at BAL 9/11
393 vs NYJ 9/15	TOTAL NET YARDS	160 at BAL 9/11
7.9 vs NYJ 9/15	AVERAGE PER PLAY	3.3 at BAL 9/11
208 vs ARZ 9/25	NET YARDS RUSHING	65 at BAL 9/11
307 vs NYJ 9/15	NET YARDS PASSING	88 vs ARZ 9/25
0 vs NYJ 9/15	QB SACKS	4 vs ARZ 9/25
307 vs NYJ 9/15	GROSS YARDS PASSING	111 at BAL 9/11
39 at NE 10/2	PASS ATTEMPTS	22 at BAL 9/11
27 at NE 10/2	PASS COMPLETIONS	14 vs ARZ 9/25
0 at BAL 9/11	INTERCEPTED	1 vs NYJ 9/15, vs ARZ 9/25
9.9 vs NYJ 9/15	YARDS PER PASS	4.0 at BAL 9/11
44.7 at BAL 9/11	PUNTING AVERAGE	35.6 vs ARZ 9/25
3 at NE 10/2	PUNT RETURNS	1 at BAL 9/11, vs NYJ 9/15
39 vs ARZ 9/25	PUNT RETURN YARDS	8 vs NYJ 9/15
5 vs NYJ 9/15	KICKOFF RETURNS	1 at BAL 9/11
125 vs NYJ 9/15	KICKOFF RETURN YARDS	13 at BAL 9/11
4 vs NYJ 9/15, vs ARZ 9/25	TOUCHDOWNS	1 at BAL 9/11, at NE 10/2
3 vs ARZ 9/25	RUSHING TOUCHDOWNS	0 vs NYJ 9/15, at NE 10/2
3 vs NYJ 9/15	PASSING TOUCHDOWNS	0 at BAL 9/11, vs ARZ 9/25
36:11 at NE 10/2	TIME OF POSSESSION	20:48 vs NYJ 9/15

2016 DEFENSIVE HIGHS & LOWS

BEST		WORST
0 at NE 10/2	POINTS	37 vs NYJ 9/15
13 at NE 10/2	FIRST DOWNS	28 vs NYJ 9/15
3 at NE 10/2	RUSHING FIRST DOWNS	7 vs NYJ 9/15
10 at NE 10/2	PASSING FIRST DOWNS	18 vs NYJ 9/15
8% at NE 10/2	THIRD DOWN EFFICIENCY	62% vs NYJ 9/15
277 at NE 10/2	TOTAL NET YARDS	493 vs NYJ 9/15
4.5 vs ARZ 9/25	AVERAGE PER PLAY	6.9 vs NYJ 9/15
83 at BAL 9/11	NET YARDS RUSHING	123 vs NYJ 9/15
187 at NE 10/2	NET YARDS PASSING	370 vs NYJ 9/15
5.0 vs ARZ 9/25	QB SACKS	1.0 vs NYJ 9/15
205 at NE 10/2	GROSS YARDS PASSING	374 vs NYJ 9/15
27 at NE 10/2	PASS ATTEMPTS	50 vs ARZ 9/25
17 at NE 10/2	PASS COMPLETIONS	26 vs ARZ 9/25
2, vs ARZ 9/25	INTERCEPTED	0, at BAL 9/11, vs NYJ 9/15, at NE 10/2
5.74 vs ARZ 9/25	YARDS PER PASS	10.6 vs NYJ 9/15
35.3 vs ARZ 9/25	PUNTING AVERAGE	52.2 at NE 10/2
0 vs NYJ 9/15	PUNT RETURNS	4 at NE 10/2
0 vs NYJ 9/15	PUNT RETURN YARDS	4 at NE 10/2
2 at BAL 9/11, at NE 10/2	KICKOFF RETURNS	3 vs NYJ 9/15, vs ARZ 9/25
30 at NE 10/2	KICKOFF RETURN YARDS	86 vs ARZ 9/25
0 at NE 10/2	TOUCHDOWNS	4 vs NYJ 9/15
0 at BAL 9/11, at NE 10/2	RUSHING TOUCHDOWNS	3 vs NYJ 9/15
0 vs ARZ 9/25, at NE 10/2	PASSING TOUCHDOWNS	1 at BAL 9/11, vs NYJ 9/15
23:49 at NE 10/2	TIME OF POSSESSION	39:12 vs NYJ 9/15

2016 BILLS SUPERLATIVES

RUSHING

Yards	110	L. McCoy vs ARZ 9/25
Average (min. 10 carries)	6.5	L. McCoy vs ARZ 9/25
Long	49	T. Taylor vs ARZ 9/25
Touchdowns	2	L. McCoy vs ARZ 9/25

PASSING

Attempts	39	T. Taylor at NE 10/2
Completions	27	T. Taylor at NE 10/2
Percentage (min. 20 attempts)	69.2%	T. Taylor at NE 10/2
Yards	297	T. Taylor vs NYJ 9/15
Long	84	T. Taylor vs NYJ 9/15
Touchdowns	3	T. Taylor vs NYJ 9/15

RECEIVING

Receptions	7	R. Woods at NE 10/2
Yards	112	M. Goodwin vs NYJ 9/15
Average (min. 3 rec.)	22.3	G. Salas vs NYJ 9/15
Long	84	M. Goodwin vs NYJ 9/15
Touchdowns	1	M. Goodwin, G. Salas, M. Gillislee vs NYJ 9/15 L. McCoy at NE 10/2

SPECIAL TEAMS

Punts	7	C. Schmidt at BAL 9/11
In 20	3	C. Schmidt at BAL 9/11
Longest Punt	50	C. Schmidt at BAL 9/11
Punt Return Attempts	3	B. Tate at NE 10/2
Punt Return Yards	39	B. Tate vs ARZ 9/25
Punt Return Average (min. 3 ret.)	6.0	B. Tate at NE 10/2
Long Punt Return	21	B. Tate at BAL 9/11
Kickoff Return Attempts	5	B. Tate vs NYJ 9/15
Kickoff Return Yards	125	B. Tate vs NYJ 9/15
Kickoff Return Average (min 3. Ret.)	25.0	B. Tate vs NYJ 9/15
Long Kickoff Return	45	B. Tate vs NYJ 9/15
PATs Made	4	D. Carpenter vs NYJ 9/15
PATs Attempted	4	D. Carpenter vs NYJ 9/15, vs ARZ 9/25
Field Goals Made	3	D. Carpenter at NE 10/2
Field Goals Attempted	4	D. Carpenter at NE 10/2
Longest Field Goal	45	D. Carpenter vs ARZ 9/25

DEFENSE

Most Total Tackles	18	Z. Brown at NE 10/2
Most Solo Tackles	13	Z. Brown at NE 10/2
Most Sacks	2.0	J. Hughes at BAL 9/11
Most Interceptions	2	S. Gilmore vs ARZ 9/25

2016 OPPONENT SUPERLATIVES

RUSHING

Yards	100	M. Forte vs NYJ 9/15
Average (min. 10 carries)	4.4	D. Johnson vs ARZ 9/25
Long	22	D. Johnson vs ARZ 9/25
Touchdowns	3	M. Forte vs NYJ 9/15

PASSING

Attempts	50	C. Palmer vs ARZ 9/25
Completions	26	C. Palmer vs ARZ 9/25
Percentage (min. 20 attempts)	70.6%	R. Fitzpatrick vs NYJ 9/15
Yards	374	R. Fitzpatrick vs NYJ 9/15
Long	66	J. Flacco at BAL 9/11
Touchdowns	1	J. Flacco at BAL 9/11, R. Fitzpatrick vs NYJ 9/15

RECEIVING

Receptions	7	L. Fitzgerald vs ARZ 9/25
Yards	126	E. Decker vs NYJ 9/15
Average (min. 3 rec.)	30.3	M. Wallace at BAL 9/11
Long	66	M. Wallace at BAL 9/11
Touchdowns	1	M. Wallace at BAL 9/11, E. Decker vs NYJ 9/15

SPECIAL TEAMS

Punts	6	R. Allen at NE 10/2
In 20	2	R. Allen at NE 10/2
Longest Punt	58	R. Allen at NE 10/2
Punt Return Attempts	3	D. Amendola at NE 10/2
Punt Return Yards	4	D. Amendola at NE 10/2
Punt Return Average (min. 3 ret.)	1.3	D. Amendola at NE 10/2
Long Punt Return	12	Jo. Brown vs ARZ 9/25
Kickoff Return Attempts	3	J. Marshall vs NYJ 9/15
Kickoff Return Yards	51	Jo. Brown vs ARZ 9/25
Kickoff Return Average (min 3. Ret.)	13.0	J. Marshall vs NYJ 9/15
Long Kickoff Return	51	Jo. Brown vs ARZ 9/25
PATs Made	4	N. Folk vs NYJ 9/15
PATs Attempted	4	N. Folk vs NYJ 9/15
Field Goals Made	3	N. Folk vs NYJ 9/15
Field Goals Attempted	3	N. Folk vs NYJ 9/15
Longest Field Goal	60	C. Catanzaro vs ARZ 9/25

DEFENSE

Most Total Tackles	17	L. Ryan at NE 10/2
Most Solo Tackles	14	L. Ryan at NE 10/2
Most Sacks	2	J. Sheard at NE 10/2
Most Interceptions	1	M. Williams vs NYJ 9/15, P. Peterson vs ARZ 9/25

Buffalo Bills 2016 Defensive and Special Teams Statistics (Per Gamebook Stats)

DEFENSIVE TACKLES

PLAYER	Solo	Assist	TFL	TOTAL
Z. Brown	35	17	4	52
P. Brown	19	16	2	35
L. Alexander	12	5	1	17
J. Hughes	12	4	5	16
K. Williams	8	8	1	16
R. Darby	14	2	0	16
S. Gilmore	12	3	0	15
C. Graham	9	2	1	11
A. Williams	8	3	1	11
C. White	8	1	0	9
L. Douzable	3	6	1	9
N. Robey-Coleman	8	0	1	8
C. Bryant	5	3	0	8
A. Washington	2	4	0	6
D. Williams	4	0	0	4
R. Blanton	4	0	0	4
K. Seymour	4	0	0	4
J. Worthy	0	4	0	4
J. Meeks	0	3	0	3
L. McCray	1	1	0	2
B. Spikes	0	1	0	1
TOTAL	168	83	17	251

DEFENSIVE TOUCHDOWNS

N. Robey-Coleman	1
A. Williams	1
TOTAL	2

SAFETY

TOTAL	0
--------------	----------

INTERCEPTIONS

S. Gilmore	2
C. Graham	1
C. White	1
TOTAL	4

DEFENSIVE FUMBLE RECOVERIES

P. Brown	2
N. Robey-Coleman	1
A. Williams	1
TOTAL	4

DEFENSIVE FORCED FUMBLES

L. Alexander	2
Z. Brown	2
P. Brown	1
TOTAL	5

SPECIAL TEAMS TACKLES

PLAYER	Solo	Assist	TOTAL
R. Humber	3	1	4
L. Alexander	1	3	4
J. Meeks	3	0	3
C. Graham	2	0	2
R. Blanton	2	0	2
P. Brown	1	1	2
K. Seymour	1	0	1
N. Robey-Coleman	1	0	1
L. McCray	1	0	1
C. White	1	0	1
G. Sanborn	0	1	1
TOTAL	16	6	22

PASSES DEFENSED

R. Darby	6
S. Gilmore	5
C. Graham	3
A. Williams	3
A. Williams	2
C. White	1
J. Hughes	1
TOTAL	17

QUARTERBACK SACKS

J. Hughes	4.0
L. Alexander	4.0
L. Douzable	1.5
K. Williams	1.5
C. Graham	1.0
Z. Brown	1.0
TOTAL	13.0

2016 SCORING DRIVES

9/11 at BAL

Drive	Time/Quarter	Result
12-75, 7:09	3:02/2	L. McCoy 1 yd. run (D.Carpenter kick)

9/15 vs NYJ

Drive	Time/Quarter	Result
3-82, 1:25	5:16/1	M.Goodwin 84 yd. pass from T.Taylor (D.Carpenter kick)
13-54, 3:48	0:05/2	D.Carpenter 39 yd. Field Goal
3-75, 0:51	14:09/3	G.Salas 71 yd. pass from T.Taylor (D.Carpenter kick)
10-75, 2:45	1:17/4	M.Gillislee 18 yd. pass from T.Taylor (D.Carpenter kick)

9/25 vs ARZ

Drive	Time/Quarter	Result
7-77, 3:51	3:29/1	D.Carpenter 19 yd. Field Goal
5-53, 1:30	0:55/1	L.McCoy 24 yd. run (D.Carpenter kick)
6-52, 2:51	10:25/2	L.McCoy 5 yd. run (D.Carpenter kick)
6-47, 2:49	10:31/3	T.Taylor 20 yd. run (kick failed, wr)
4-3, 1:42	4:48/4	D.Carpenter 45 yd. Field Goal

10/2 at BAL

Drive	Time/Quarter	Result
12-65, 7:11	5:31/1	L.McCoy 7 yd. pass from T.Taylor (D.Carpenter kick)
10-52, 3:58	14:49/2	D.Carpenter 34 yd. Field Goal
12-71, 4:40	7:46/2	D.Carpenter 43 yd. Field Goal
11-44, 4:27	0:28/3	D.Carpenter 44 yd. Field Goal

2016 GAME-BY-GAME TEAM DEFENSE

Date	Game	1ST DOWNS				3rd DOWNS			TOTAL DEFENSE			RUSHING			PASSING							----TDs----				PAT			PAT			PAT			PUNTING			
		TOT	R	P	Pn	Att	Cnv	PCT	Yds	Ply	Avg	Yds	Ply	Avg	Net	Sk	Lst	Gr	Att	Com	In	PTS	R	P	S/D	KICK	RUSH	PASS	FG	Saf	No	Yds	Avg					
S 11	@ BAL	18	4	11	3	15	6	40.0%	308	65	4.7	83	28	3.0	225	4	33	258	33	22	0	13	0	1	0	1	0	0	0	0	0	2	2	0	3	128	42.7	
S 15	v NYJ	28	7	18	3	13	8	61.5%	493	71	6.9	123	36	3.4	370	1	4	374	34	24	0	37	3	1	0	4	4	0	0	0	0	3	3	0	2	82	41.0	
S 25	v ARI	25	5	17	3	15	5	33.3%	348	77	4.5	88	22	4.0	260	5	27	287	50	26	4	18	2	0	0	1	1	0	0	0	1	1	1	1	6	212	35.3	
O 2	@ NE	13	3	10	0	12	1	8.3%	277	52	5.3	90	22	4.1	187	3	18	205	27	17	0	0	0	0	0	0	0	0	0	0	0	0	0	1	0	6	313	52.2
O 9	@ LA																																					
O 16	v SF																																					
O 23	@ MIA																																					
O 30	v NE																																					
N 7	@ SEA																																					
N 20	@ CIN																																					
N 27	v JAX																																					
D 4	@ OAK																																					
D 11	v PIT																																					
D 18	v CLE																																					
D 24	v MIA																																					
J 1	@ NYJ																																					
2016 TOTALS		84	19	56	9	55	20	36.4%	1426	265	5.4	384	108	3.6	1042	13	82	1124	144	89	4	68	5	2	0	6	6	0	0	0	0	1	6	7	1	17	735	43.2
AVG. PER GAME		21.0	4.8	14.0	2.3				356.5	66.3		96.0	27.0		260.5	3.3	20.5	281.0	36.0	22.3	1.0	17.0													4.3	183.8		

Date	Game	PUNT RET.		KO RET.		FUM		PEN		Poss. Time
		No	Yds	No	Yds	No	Lst	No	Yds	
S 11	@ BAL	2	1	2	37	1	1	6	35	32:53
S 15	v NYJ	0	0	4	54	2	1	7	50	39:12
S 25	v ARI	1	12	3	86	3	1	8	50	34:00
O 2	@ NE	4	4	2	30	5	1	9	74	23:49
O 9	@ LA									
O 16	v SF									
O 23	@ MIA									
O 30	v NE									
N 7	@ SEA									
N 20	@ CIN									
N 27	v JAX									
D 4	@ OAK									
D 11	v PIT									
D 18	v CLE									
D 24	v MIA									
J 1	@ NYJ									
2016 TOTALS		7	17	11	207	11	4	30	209	32:28
AVG. PER GAME			4.3		51.8			7.5	52.3	

2016 GAME-BY-GAME RUSHING

Shaded rows indicates games started

		25 LeSEAN McCOY					5 TYROD TAYLOR					35 MIKE GILLISLEE					15 BRANDON TATE				
Date	Game	Att	Yds	Avg	LG	TD	Att	Yds	Avg	LG	TD	Att	Yds	Avg	LG	TD	Att	Yds	Avg	LG	TD
S 11	@ BAL	16	58	3.6	16	1	5	11	2.2	6	0										
S 15	v NYJ	15	59	3.9	24	0	2	25	12.5	15	0										
S 25	v ARI	17	110	6.5	24	2	9	76	8.4	49	1	3	20	6.7	8	0					
O 2	@ NE	19	70	3.684	9	0	5	28	5.6	14	0	6	30	5.0	16	0	1	4	4.0	4	0
O 9	@ LA																				
O 16	v SF																				
O 23	@ MIA																				
O 30	v NE																				
N 7	@ SEA																				
N 20	@ CIN																				
N 27	v JAX																				
D 4	@ OAK																				
D 11	v PIT																				
D 18	v CLE																				
D 24	v MIA																				
J 1	@ NYJ																				
2016 TOTALS		67	297	4.4	24	3	21	140	6.7	49	1	9	50	5.6	16	0	1	4	4.0	4	0
NFL CAREER		1731	7984	4.6	66	50	152	844	5.6	49	6	62	338	5.5	60	3	11	98	8.9	22	0
w/BUFFALO		270	1192	4.4	48	6	125	708	5.7	49	5	56	317	5.7	60	3	1	4	4.0	4	0

		42 JEROME FELTON					3 EJ MANUEL					31 JONATHAN WILLIAMS					22 REGGIE BUSH				
Date	Game	Att	Yds	Avg	LG	TD	Att	Yds	Avg	LG	TD	Att	Yds	Avg	LG	TD	Att	Yds	Avg	LG	TD
S 11	@ BAL	--- NOT WITH TEAM ---					--- DID NOT PLAY ---					--- INACTIVE ---					3 -4 -1.3 5 0				
S 15	v NYJ						2 2 1.0 2 0					--- INACTIVE ---					---				
S 25	v ARI						--- DID NOT PLAY ---					3 2 0.7 1 0					--- DID NOT PLAY ---				
O 2	@ NE	1	2	2.0	2	0	--- DID NOT PLAY ---					--- DID NOT PLAY ---					--- INACTIVE ---				
O 9	@ LA																				
O 16	v SF																				
O 23	@ MIA																				
O 30	v NE																				
N 7	@ SEA																				
N 20	@ CIN																				
N 27	v JAX																				
D 4	@ OAK																				
D 11	v PIT																				
D 18	v CLE																				
D 24	v MIA																				
J 1	@ NYJ																				
2016 TOTALS		1	2	2.0	2	0	2	2	1.0	2	0	3	2	0.7	1	0	3	-4	-1.3	5	0
NFL CAREER		48	167	3.5	21	0	88	304	3.5	19	4	3	2	0.7	1	0	1277	5489	4.3	76	35
w/BUFFALO		2	4	2.0	2	0	88	304	3.5	19	4	3	2	0.7	1	0	3	-4	-1.3	5	0

2016 GAME-BY-GAME PASSING

		5 TYROD TAYLOR										
Date	Game	GP	GS	Att	Com	Pct.	Yds	LG	TD	INT	Sck / Yds	Rate
S 11	@ BAL	❖	❖	22	15	68.2	111	33	0	0	2 - 16	79.9
S 15	v NYJ	❖	❖	30	18	60.0	297	84 t	3	1	0 - 0	112.8
S 25	v ARI	❖	❖	25	14	56.0	119	28	0	1	4 - 31	51.9
O 2	@ NE	❖	❖	39	27	69.2	246	23	1	0	2 - 2	94.6
O 9	@ LA											
O 16	v SF											
O 23	@ MIA											
O 30	v NE											
N 7	@ SEA											
N 20	@ CIN											
N 27	v JAX											
D 4	@ OAK											
D 11	v PIT											
D 18	v CLE											
D 24	v MIA											
J 1	@ NYJ											
2016 TOTALS		4	4	116	74	63.8	773	84 t	4	2	8 - 49	87.3
NFL CAREER		32	18	531	335	63.1	4007	84 t	24	10	49 - 294	93.3
w/BUFFALO		18	18	496	316	63.7	3808	84 t	24	8	44 - 261	96.6

		3 EJ MANUEL										
Date	Game	GP	GS	Att	Com	Pct.	Yds	LG	TD	INT	Sck / Yds	Rate
S 11	@ BAL											--- DID NOT PLAY ---
S 15	v NYJ	❖		1	1	100.0	10	10	0	0	0 - 0	108.3
S 25	v ARI											--- DID NOT PLAY ---
O 2	@ NE											--- DID NOT PLAY ---
O 9	@ LA											
O 16	v SF											
O 23	@ MIA											
O 30	v NE											
N 7	@ SEA											
N 20	@ CIN											
N 27	v JAX											
D 4	@ OAK											
D 11	v PIT											
D 18	v CLE											
D 24	v MIA											
J 1	@ NYJ											
2016 TOTALS		1	0	1	1	100.0	10	10	0	0	0 - 0	108.3
NFL CAREER		23	16	522	309	59.2	3381	80 t	19	15	40 - 248	78.6
w/BUFFALO		23	16	522	309	59.2	3381	80 t	19	15	40 - 248	78.6

		7 CARDALE JONES										
Date	Game	GP	GS	Att	Com	Pct.	Yds	LG	TD	INT	Sck / Yds	Rate
S 11	@ BAL											--- INACTIVE ---
S 15	v NYJ											--- INACTIVE ---
S 25	v ARI											--- INACTIVE ---
O 2	@ NE											--- INACTIVE ---
O 9	@ LA											
O 16	v SF											
O 23	@ MIA											
O 30	v NE											
N 7	@ SEA											
N 20	@ CIN											
N 27	v JAX											
D 4	@ OAK											
D 11	v PIT											
D 18	v CLE											
D 24	v MIA											
J 1	@ NYJ											
2016 TOTALS		0	0	0	0	---	0	0	0	0	0 - 0	---
NFL CAREER		29	5	177	96	54.2	1042	42	5	10	17 - 99	57.7
w/BUFFALO		0	0	0	0	---	0	0	0	0	0 - 0	---

2016 GAME-BY-GAME RECEIVING

Shaded rows indicates games started

Date	Game	10 ROBERT WOODS					25 LeSEAN McCOY					85 CHARLES CLAY					19 WALTER POWELL				
		Rec	Yds	Avg	LG	TD	Rec	Yds	Avg	LG	TD	Rec	Yds	Avg	LG	TD	Att	Yds	Avg	LG	TD
S 11	@ BAL	4	20	5.0	9	0	4	12	3.0	5	0	2	40	20.0	33	0	--- INACTIVE ---				
S 15	v NYJ	1	10	10.0	10	0	4	31	7.8	10	0	5	27	5.4	11	0	---				
S 25	v ARI	6	51	8.5	24	0	3	6	2.0	3	0	---					3	28	9.3	14	0
O 2	@ NE	7	89	12.7	23	0	6	38	6.3	13	1	5	47	9.4	15	0	4	22	5.5	11	0
O 9	@ LA																				
O 16	v SF																				
O 23	@ MIA																				
O 30	v NE																				
N 7	@ SEA																				
N 20	@ CIN																				
N 27	v JAX																				
D 4	@ OAK																				
D 11	v PIT																				
D 18	v CLE																				
D 24	v MIA																				
J 1	@ NYJ																				
2016 TOTALS		18	170	9.4	24	0	17	87	5.1	13	1	12	114	9.5	33	0	7	50	7.1	14	0

NFL CAREER	170	2008	11.8	57	11	349	2661	7.6	70	13	224	2451	10.9	67	17	7	50	7.1	14	0
w/BUFFALO	170	2008	11.8	57	11	49	379	7.7	22	3	63	642	10.2	40	3	7	50	7.1	14	0

Date	Game	14 SAMMY WATKINS					88 MARQUISE GOODWIN					11 GREG SALAS					84 NICK O'LEARY						
		Rec	Yds	Avg	LG	TD	Rec	Yds	Avg	LG	TD	Rec	Yds	Avg	LG	TD	Rec	Yds	Avg	LG	TD		
S 11	@ BAL	4	43	10.8	19	0	--- INACTIVE ---					---					---						
S 15	v NYJ	2	20	10.0	11	0	2	112	56.0	84	t	1	4	89	22.3	71	t	1	---				
S 25	v ARI	--- INACTIVE ---					1	6	6.0	6	0	--- INACTIVE ---					1	28	28.0	28	0		
O 2	@ NE	--- INJURED RESERVE ---					1	12	12.0	12	0	--- INACTIVE ---					2	20	10.0	17	0		
O 9	@ LA																						
O 16	v SF																						
O 23	@ MIA																						
O 30	v NE																						
N 7	@ SEA																						
N 20	@ CIN																						
N 27	v JAX																						
D 4	@ OAK																						
D 11	v PIT																						
D 18	v CLE																						
D 24	v MIA																						
J 1	@ NYJ																						
2016 TOTALS		6	63	10.5	19	0	4	130	32.5	84	t	1	4	89	22.3	71	t	1	3	48	16.0	28	0

NFL CAREER	131	2092	16.0	84	15	24	479	20.0	84	t	4	50	704	14.1	71	t	1	4	85	21.3	37	0
w/BUFFALO	131	2092	16.0	84	15	24	479	20.0	84	t	4	7	130	18.6	71	t	1	4	85	21.3	37	0

Date	Game	35 MIKE GILLISLEE					42 JEROME FELTON				
		Rec	Yds	Avg	LG	TD	Rec	Yds	Avg	LG	TD
S 11	@ BAL	1	-4	-4.0	-4	0	--- NOT WITH TEAM ---				
S 15	v NYJ	1	18	18.0	18	t	1	---			
S 25	v ARI	---					---				
O 2	@ NE	1	13	13.0	13	0	1	2	2.0	2	0
O 9	@ LA										
O 16	v SF										
O 23	@ MIA										
O 30	v NE										
N 7	@ SEA										
N 20	@ CIN										
N 27	v JAX										
D 4	@ OAK										
D 11	v PIT										
D 18	v CLE										
D 24	v MIA										
J 1	@ NYJ										
2016 TOTALS		3	27	9.0	18	t	1	2	2.0	2	0

NFL CAREER	9	56	6.2	18	t	1	45	366	8.1	27	0
w/BUFFALO	9	56	6.2	18	t	1	2	14	7.0	12	0

2016 GAME-BY-GAME PUNTING

		6 COLTON SCHMIDT															
Date	Game	No	Gross		Net		Ret		In 20	LG	Blk	Punt Sequence					
			Yds	Avg	Avg.	TB	Yds	Outcome/Return									
S 11	@ BAL	7	313	44.7	41.7	1	1	3	50	0	50	39	49	46	49	37	43
											8	ob	ob	fc	tb	ob	-7
S 15	v NYJ	3	118	39.3	39.3	0	0	1	45	0	33	40	45				
											d	ob	fc				
S 25	v ARI	5	178	35.6	33.2	0	12	1	45	0	45	39	26	43	25		
											12	fc	ob	d	fc		
O 2	@ NE	4	163	40.8	39.8	0	4	0	48	0	43	48	35	37			
											5	-1	0	0			
O 9	@ LA																
O 16	v SF																
O 23	@ MIA																
O 30	v NE																
N 7	@ SEA																
N 20	@ CIN																
N 27	v JAX																
D 4	@ OAK																
D 11	v PIT																
D 18	v CLE																
D 24	v MIA																
J 1	@ NYJ																
2015 TOTALS		19	772	40.6	38.7	1	17	5	50	0							
NFL CAREER		187	8261	44.2	39.8	10	616	58	67	0							
w/BUFFALO		187	8261	44.2	39.8	10	616	58	67	0							

2016 GAME-BY-GAME KICKING

		2 DAN CARPENTER										4 J. GAY			6 C.SCHMIDT				
Date	Game	---PAT---			---FG---			LG	FG Sequence	KO	EZ	TB	KO	EZ	TB	KO	EZ	TB	
		Pts.	Made	Att	Made	Att	Made												Att
S 11	@ BAL	1	1	1	0	1	--	49wr					2	2	0				
S 15	v NYJ	7	4	4	1	1	39	39G	6	1	1								
S 25	v ARI	9	3	4	2	2	45	19G, 45G							1	0	0		
O 2	@ NE	10	1	1	3	4	44	34G, 43G, 47lu, 44G	5	5	3								
O 9	@ LA																		
O 16	v SF																		
O 23	@ MIA																		
O 30	v NE																		
N 7	@ SEA																		
N 20	@ CIN																		
N 27	v JAX																		
D 4	@ OAK																		
D 11	v PIT																		
D 18	v CLE																		
D 24	v MIA																		
J 1	@ NYJ																		
2016 TOTALS		27	9	10	6	8	45			11	6	4	9	8	5	1	0	0	
		90.0%			75.0%														
NFL CAREER		929	260	269	223	264	60							455	135	167	97	3	0
		96.7%			84.5%														
W/BUFFALO		394	106	114	96	109	55							98	38	167	97		
		93.0%			88.1%														

		OPPONENTS														
Date	Game	---PAT---			---FG---			LG	FG Sequence	Kicker	KO	EZ	TB			
		Pts.	Made	Att	Made	Att	Made							Att		
S 11	@ BAL	7	1	1	2	2	50	50G, 37G	Tucker	4	3	3				
S 15	v NYJ	13	4	4	3	3	36	28G, 29G, 36G	Folk	8	5	3				
S 25	v ARI	4	1	2	1	1	60	60G	Catanzaro	4	2	1				
O 2	@ NE	0	0	0	0	0	--	48wr	Gostkowski	1	1	1				
O 9	@ LA															
O 16	v SF															
O 23	@ MIA															
O 30	v NE															
N 7	@ SEA															
N 20	@ CIN															
N 27	v JAX															
D 4	@ OAK															
D 11	v PIT															
D 18	v CLE															
D 24	v MIA															
J 1	@ NYJ															
2016 TOTALS		24	6	7	6	6	60							17	11	8
		85.7%			100.0%											

2016 GAME-BY-GAME PUNT RETURNS

Date	Game	15 BRANDON TATE						22 REGGIE BUSH						
		No	Yds	Avg	LG	FC	TD	No	Yds	Avg	LG	FC	TD	
S 11	@ BAL	1	21	21.0	21	0	0							1
S 15	v NYJ	1	8	8.0	8	1	0							
S 25	v ARI	2	39	19.5	31	0	0							
O 2	@ NE	3	18	6.0	18	2	0							
O 9	@ LA													
O 16	v SF													
O 23	@ MIA													
O 30	v NE													
N 7	@ SEA													
N 20	@ CIN													
N 27	v JAX													
D 4	@ OAK													
D 11	v PIT													
D 18	v CLE													
D 24	v MIA													
J 1	@ NYJ													
2016 TOTALS		7	86	12.3	31	3	0	0	0	---	0	1	0	
NFL CAREER		161	1501	9.3	56	72	1	100	781	7.8	71	18	4	
w/BUFFALO		7	86	12.3	31	3	0	0	0	---	0	1	0	

2016 GAME-BY-GAME DEFENSIVE STATS (DEFENSIVE BACKS)

Shaded rows indicates games started

Date	Game	20 COREY GRAHAM									21 NICKELL ROBEY-COLEMAN									23 AARON WILLIAMS											
		TT	UT	AT	Sacks	Yds	Int	Yds	TD	FF	FR	TT	UT	AT	Sacks	Yds	Int	Yds	TD	FF	FR	TT	UT	AT	Sacks	Yds	Int	Yds	TD	FF	FR
S 11	@ BAL	1	1	0							0	0	0								3	3	0								
S 15	v NYJ	4	3	1							5	5	0							1	6	3	3								
S 25	v ARI	4	4	0	1.0	9.0	1	0	0		1	1	0								0	0	0							1	
O 2	@ NE	2	1	1							2	2	0								2	2	0								
O 9	@ LA																														
O 16	v SF																														
O 23	@ MIA																														
O 30	v NE																														
N 7	@ SEA																														
N 20	@ CIN																														
N 27	v JAX																														
D 4	@ OAK																														
D 11	v PIT																														
D 18	v CLE																														
D 24	v MIA																														
J 1	@ NYJ																														
2016 TOTALS		11	9	2	1.0	9.0	1	0	0	0	8	8	0	0.0	0.0	0	0	0	0	0	1	11	8	3	0.0	0.0	0	0	0	0	1
		(LG: 0)									(LG: 19t)									(LG: 34)											
NFL CAREER		437	336	101	3.0	10.0	15	200	1	2	3	135	112	23	5.0	25.0	1	19	1	1	3	246	179	67	0.0	0.0	7	95	0	2	1
		(LG: 45)									(LG: 19t)									(LG: 34)											
w/BUFFALO		210	159	51	2.0	10.0	5	135	1	0	2	135	112	23	5.0	25.0	1	19	1	1	3	246	179	67	0.0	0.0	7	95	0	2	1
		(LG: 45)									(LG: 19t)									(LG: 34)											

Date	Game	24 STEPHON GILMORE									26 ROBERT BLANTON									27 DUKE WILLIAMS											
		TT	UT	AT	Sacks	Yds	Int	Yds	TD	FF	FR	TT	UT	AT	Sacks	Yds	Int	Yds	TD	FF	FR	TT	UT	AT	Sacks	Yds	Int	Yds	TD	FF	FR
S 11	@ BAL	5	3	2							0	0	0								1	1	0								
S 15	v NYJ	6	6	0							0	0	0								2	2	0								
S 25	v ARI	3	2	1			2	48	0		3	3	0								1	1	0								
O 2	@ NE	1	1	0							1	1	0								0	0	0								
O 9	@ LA																														
O 16	v SF																														
O 23	@ MIA																														
O 30	v NE																														
N 7	@ SEA																														
N 20	@ CIN																														
N 27	v JAX																														
D 4	@ OAK																														
D 11	v PIT																														
D 18	v CLE																														
D 24	v MIA																														
J 1	@ NYJ																														
2016 TOTALS		15	12	3	0.0	0.0	2	48	0	0	0	4	4	0	0.0	0.0	0	0	0	0	0	4	4	0	0.0	0.0	0	0	0	0	0
		(LG: 34)									(LG: 1)									(LG: 34)											
NFL CAREER		193	168	25	0.0	0.0	11	165	0	4	0	192	131	61	0.0	0.0	1	1	0	0	1	126	94	32	1.0	2.0	2	68	0	2	4
		(LG: 34)									(LG: 1)									(LG: 34)											
w/BUFFALO		193	168	25	0.0	0.0	11	165	0	4	0	4	4	0	0.0	0.0	0	0	0	0	0	126	94	32	1.0	2.0	2	68	0	2	4
		(LG: 34)									(LG: 1)									(LG: 34)											

Date	Game	28 RONALD DARBY									29 KEVON SEYMOUR									30 COREY WHITE											
		TT	UT	AT	Sacks	Yds	Int	Yds	TD	FF	FR	TT	UT	AT	Sacks	Yds	Int	Yds	TD	FF	FR	TT	UT	AT	Sacks	Yds	Int	Yds	TD	FF	FR
S 11	@ BAL	7	7	0																	0	0	0								
S 15	v NYJ	6	5	1										---	---	---					0	0	0								
S 25	v ARI																				9	8	1			1	0	0			
O 2	@ NE	3	2	1										---	---	---					0	0	0								
O 9	@ LA																														
O 16	v SF																														
O 23	@ MIA																														
O 30	v NE																														
N 7	@ SEA																														
N 20	@ CIN																														
N 27	v JAX																														
D 4	@ OAK																														
D 11	v PIT																														
D 18	v CLE																														
D 24	v MIA																														
J 1	@ NYJ																														
2016 TOTALS		16	14	2	0.0	0.0	0	0	0	0	0	4	4	0	0.0	0.0	0	0	0	0	0	9	8	1	0.0	0.0	1	0	0	0	0
		(LG: 27)									(LG: 0)									(LG: 43)											
NFL CAREER		84	75	9	0.0	0.0	2	48	0	0	0	4	4	0	0.0	0.0	0	0	0	0	0	132	110	22	1.0	6.0	5	45	0	1	2
		(LG: 27)									(LG: 0)									(LG: 43)											
w/BUFFALO		84	75	9	0.0	0.0	2	48	0	0	0	4	4	0	0.0	0.0	0	0	0	0	0	9	8	1	0.0	0.0	1	0	0	0	0
		(LG: 27)									(LG: 0)									(LG: 0)											

2016 GAME-BY-GAME DEFENSIVE STATS (DEF. BACKS cont.)

Shaded rows indicates games started

Date	Game	33 COLT ANDERSON										36 JONATHAN MEEKS										
		TT	UT	AT	Sacks	Yds	Int	Yds	TD	FF	FR	TT	UT	AT	Sacks	Yds	Int	Yds	TD	FF	FR	
S 11	@ BAL	--- INACTIVE ---																				
S 15	v NYJ	--- INACTIVE ---																				
S 25	v ARI	--- INACTIVE ---																				
O 2	@ NE	0	0	0																		
O 9	@ LA																					
O 16	v SF																					
O 23	@ MIA																					
O 30	v NE																					
N 7	@ SEA																					
N 20	@ CIN																					
N 27	v JAX																					
D 4	@ OAK																					
D 11	v PIT																					
D 18	v CLE																					
D 24	v MIA																					
J 1	@ NYJ																					
2016 TOTALS		0	0	0	0.0	0.0	0	0	0	0	0	0	0	3	0	3	0.0	0.0	0	0	0	0
NFL CAREER		48	38	10	0.0	0.0	1	4	0	0	0	0	3	0	3	0.0	0.0	0	0	0	0	0
		(LG: 4)																				
w/BUFFALO		0	0	0	0.0	0.0	0	0	0	0	0	0	3	0	3	0.0	0.0	0	0	0	0	0

2016 GAME-BY-GAME DEFENSIVE STATS (LINEBACKERS)

Shaded rows indicates games started

		49 BRYSON ALBRIGHT										50 RAMON HUMBER										51 BRANDON SPIKES																
Date	Game	TT	UT	AT	Sacks	Yds	Int	Yds	TD	FF	FR	TT	UT	AT	Sacks	Yds	Int	Yds	TD	FF	FR	TT	UT	AT	Sacks	Yds	Int	Yds	TD	FF	FR							
S 11	@ BAL	--- INACTIVE ---										0 0 0										0 0 0																
S 15	v NYJ	--- RELEASED, 9/15 ---										0 0 0										--- INACTIVE ---																
S 25	v ARI	--- PRACTICE SQUAD ---										0 0 0										1 0 1																
O 2	@ NE	--- PRACTICE SQUAD ---										0 0 0										0 0 0																
O 9	@ LA																																					
O 16	v SF																																					
O 23	@ MIA																																					
O 30	v NE																																					
N 7	@ SEA																																					
N 20	@ CIN																																					
N 27	v JAX																																					
D 4	@ OAK																																					
D 11	v PIT																																					
D 18	v CLE																																					
D 24	v MIA																																					
J 1	@ NYJ																																					
2016 TOTALS		0	0	0	0.0	0.0	0	0	0	0	0	0	0	0	0.0	0.0	0	0	0	0	0	0	1	0	1	0.0	0.0	0	0	0	0	0	0					
NFL CAREER		0	0	0	0.0	0.0	0	0	0	0	0	141	91	50	3.5	22.5	0	0	0	0	0	0	339	206	133	2.0	3.0	2	8	0	6	1						
w/BUFFALO		0	0	0	0.0	0.0	0	0	0	0	0	0	0	0	0.0	0.0	0	0	0	0	0	0	(LG: 5)						55	33	22	1.0	1.0	0	0	0	1	0

		52 PRESTON BROWN										53 ZACH BROWN										56 LERENTEE McCRAY															
Date	Game	TT	UT	AT	Sacks	Yds	Int	Yds	TD	FF	FR	TT	UT	AT	Sacks	Yds	Int	Yds	TD	FF	FR	TT	UT	AT	Sacks	Yds	Int	Yds	TD	FF	FR						
S 11	@ BAL	8	6	2							1	8	4	4									2	1	1												
S 15	v NYJ	16	7	9							1	14	8	6									0	0	0												
S 25	v ARI	4	3	1								12	10	2									0	0	0												
O 2	@ NE	7	3	4							1	18	13	5	1.0	4.0					2		0	0	0												
O 9	@ LA																																				
O 16	v SF																																				
O 23	@ MIA																																				
O 30	v NE																																				
N 7	@ SEA																																				
N 20	@ CIN																																				
N 27	v JAX																																				
D 4	@ OAK																																				
D 11	v PIT																																				
D 18	v CLE																																				
D 24	v MIA																																				
J 1	@ NYJ																																				
2016 TOTALS		35	19	16	0.0	0.0	0	0	0	1	2	52	35	17	1.0	4.0	0	0	0	2	0	2	1	1	0.0	0.0	0	0	0	0	0						
NFL CAREER		57	147	113	0.0	0.0	3	46	1	2	4	52	35	17	1.0	4.0	0	0	0	2	0	21	12	9	1.5	13.5	0	0	0	1	0						
w/BUFFALO		57	147	113	0.0	0.0	3	46	1	2	4	52	35	17	1.0	4.0	0	0	0	2	0	(LG: 43t)						2	1	1	0.0	0.0	0	0	0	0	0

		57 LORENZO ALEXANDER									
Date	Game	TT	UT	AT	Sacks	Yds	Int	Yds	TD	FF	FR
S 11	@ BAL	3	1	2	0.5	4.5					
S 15	v NYJ	4	4	0	1.0	4.0					1
S 25	v ARI	6	4	2	1.5	4.5					1
O 2	@ NE	4	3	1	1.0	0.0					
O 9	@ LA										
O 16	v SF										
O 23	@ MIA										
O 30	v NE										
N 7	@ SEA										
N 20	@ CIN										
N 27	v JAX										
D 4	@ OAK										
D 11	v PIT										
D 18	v CLE										
D 24	v MIA										
J 1	@ NYJ										
2016 TOTALS		17	12	5	4.0	13.0	0	0	0	2	0
NFL CAREER		143	93	50	13.0	75.0	0	0	0	4	2
w/BUFFALO		17	12	5	4.0	13.0	0	0	0	2	0

2016 BIG PLAYS

BILLS BIG PLAYS

◀ or ◀◀ or ◀◀◀ Indicates plays on same drive

Date	Game	BILLS 10+ YARD RUSHES			BILLS 20+ YARD PASSES				
		Gain, Player	Qtr.	Drive Result	Gain, Player	Qtr.	Drive Result		
S 11	@ BAL	16, McCoy	2	◀	TD-R	33, Taylor-Clay	2	◀	TD-R
		13, McCoy	2	◀	TD-R				
S 15	v NYJ	15, Taylor	2	◀	Punt	84t, Taylor-Goodwin	1		TD-P
		10, McCoy	2	◀	Punt	71t, Taylor-Salas	3		TD-P
		24, McCoy	4		Downs	28, Taylor-Woods (10)/Goodwin (18)	4		Game
		10, Taylor	4		TD-R				
S 25	v ARI	49, Taylor	1	◀	FG	24, Taylor-Woods	1	◀◀	TD-R
		17, McCoy	1	◀	FG	28, Taylor-O'Leary	4		Punt
		24t, McCoy	1	◀◀	TD-R				
		18, McCoy	2	◀	TD-R				
		10, Taylor	2	◀	TD-R				
		20t, Taylor	3		TD-R				
O 2	@ NE	16, Gillislee	1		TD-R	22, Taylor-Woods	2		Punt
		14, Taylor	1		FG	23, Taylor-Woods	3		FGA
		11, Gillislee	2		FG				
15 10+ yard rushes					8 20+ yard passes				

OPPONENTS BIG PLAYS

◀ or ◀◀ or ◀◀◀ or ◀◀◀◀ Indicates plays on same drive

Date	Game	OPPONENTS 10+ YARD RUSHES			OPPONENTS 20+ YARD PASSES				
		Gain, Player	Qtr.	Drive Result	Gain, Player	Qtr.	Drive Result		
S 11	@ BAL	10, West	2	◀	TD-P	35, Flacco-Perriman	1		FG
		11, Wallace	4		Game	66t, Flacco-Wallace	2	◀	TD-P
S 15	v NYJ	10, Fitzpatrick	1	◀	FG	27, Flacco-Pitka	4		FG
		10, Forte	3	◀◀◀	TD-R	34, Fitzpatrick-Enunwa	1	◀	FG
		11, Forte	3	◀◀◀	TD-R	24, Fitzpatrick-Decker	1		FG
		12t, Forte	4	◀◀	TD-R	37, Fitzpatrick-Marshall	2		TD-R
S 25	v ARI	11, D.Johnson	2		TD-R	21, Fitzpatrick-Enunwa	2	◀◀	TD-P
		13, D.Johnson	3		Fumble	21, Fitzpatrick-Marshall	2	◀◀	TD-P
		22t, D.Johnson	3		TD-R	27, Fitzpatrick-Marshall	4	◀	FG
O 2	@ NE	11, Blount	3		FGA	35, Fitzpatrick-Decker	4	◀	FG
		10, Brissett	3		Punt	27, Fitzpatrick-Decker	4	◀◀	TD-R
		16, Blount	4		Downs	23, Palmer-Ja.Brown	4		INT
					25, Palmer-Floyd	4		INT	
					58, Brissett-Bennett	2		Fumble	
12 10+ yard rushes					14 20+ yard passes				

2016 GOAL TO GO

OFFENSE						DEFENSE					
Date	Opponent	#	Qtr.	Result	(pts)	Date	Opponent	#	Qtr.	Result	(pts)
9/11	BAL	1	2	TD	7	9/15	NYJ	1	2	TD	7
9/25	ARZ	2	1	FG	3	9/15	NYJ	2	2	TD	7
9/25	ARZ	3	2	TD	7	9/15	NYJ	3	3	TD	7
10/2	NE	4	1	TD	7	9/25	ARZ	4	2	TD	7

2016 Breakdown: 4 times inside
3 touchdowns
1 Field Goals

Scoring Percentage: 100% (4 of 4)
Failed to Score: N/A
TD Percentage: 75% (3 of 4)
FG Percentage: 25% (1 of 4)

2016 Breakdown: 4 times inside
4 touchdowns
0 Field Goals

Scoring Percentage: 100% (4 of 4)
Failed to Score: N/A
TD Percentage: 100 % (4 of 4)
FG Percentage: N/A

2016 INSIDE THE 20

OFFENSE						DEFENSE					
Date	Opponent	#	Qtr.	Result	(pts)	Date	Opponent	#	Qtr.	Result	(pts)
9/11	BAL	1	2	TD	(7)	9/11	BAL	1	4	FG	(3)
9/15	NYJ	2	4	TD	(7)	9/15	NYJ	2	1	FG	(3)
9/25	ARZ	3	1	FG	(3)	9/15	NYJ	3	1	FG	(3)
9/25	ARZ	4	2	TD	(7)	9/15	NYJ	4	2	TD	(7)
10/2	NE	5	1	TD	(7)	9/15	NYJ	5	2	TD	(7)
10/2	NE	6	2	FG	(7)	9/15	NYJ	6	3	TD	(7)
						9/15	NYJ	7	4	FG	(3)
						9/15	NYJ	8	4	TD	(7)
						9/25	ARZ	9	2	TD	(7)
						9/25	ARZ	10	3	FUM	(0)
						9/25	ARZ	11	4	INT	(0)
						10/2	NE	12	2	FUM	(0)

2016 Breakdown:	6 times inside 4 touchdowns 2 field goals	2016 Breakdown:	12 times inside 5 touchdowns 4 field goals
Scoring Percentage:	100% (6 of 6)	Scoring Percentage:	67% (8 of 12)
Failed to Score:	N/A	Failed to Score:	33% (4 of 12)
TD Percentage:	67% (4 of 6)	TD Percentage:	41.7% (5 of 12)
FG Percentage:	33% (2 of 6)	FG Percentage:	25% (3 of 12)

THE LAST TIME...

PUNT RETURNED FOR A TD

By Bills: Marcus Thigpen vs. Green Bay Packers 12/14/14 (75 yards)
By Opponent: Travis Benjamin at Cleveland Browns, 10/3/13 (79 yards)

KICKOFF RETURNED FOR A TD

By Bills: CJ Spiller vs. Miami Dolphins 9/14/14 (102+ yards)
By Opponent: Marcus Thigpen vs. Miami Dolphins, 11/15/12 (96 yards)

INTERCEPTION RETURNED FOR A TD

By Bills: Corey Graham (44 yards) at Jacksonville Jaguars, 10/25/15
By Opponent: Telvin Smith (26 yards) at Jacksonville Jaguars, 10/25/15

AT LEAST TWO INTERCEPTIONS IN A GAME

By Bills: Stephon Gilmore (2) vs Arizona Cardinals, 9/25/16
By Opponent: Lavonte David (2) at Tampa Bay Buccaneers, 12/8/13

FUMBLE RETURNED FOR A TD

By Bills: Aaron Williams (53 yards) vs Arizona Cardinals, 9/25/16
By Opponent: Chris Clemons (6 yards) at Jacksonville Jaguars,
10/25/15

PUNT BLOCKED

By Bills: Boobie Dixon vs. New York Jets 11/24/14
By Opponent: Chris Clemons at Miami Dolphins, 11/20/11

PUNT BLOCK RETURNED FOR A TD

By Bills: Manny Lawson vs. N.Y. Jets 11/24/14 (in end zone - Boobie Dixon blocked Ryan Quigley's punt)
By Opponent: Lex Hilliard at Miami Dolphins, 11/20/11 (in end zone – Chris Clemons blocked P Brian Moorman's punt)

FIELD GOAL BLOCKED

By Bills: Mario Williams vs. Green Bay Packers, 12/14/14
By Opponent: Joe Haden vs. Cleveland Browns, 11/30/14

FIELD GOAL BLOCK RETURNED FOR TD

By Bills: Cornelius Bennett vs. Denver Broncos, 9/30/90 (80 yards after Nate Odomes blocked David Treadwell's att.)
By Opponent: Lemar Parrish, Cincinnati Bengals, 11/8/70 (83 yards after Ken Riley blocked Grant Guthrie's att.)

EXTRA POINT BLOCKED

By Bills: Alex Carrington at San Diego Chargers, 12/11/11
By Opponent: Israel Idonije, vs. Chicago Bears, 11/7/10

EXTRA POINT MISSED

By Bills: Missed – Dan Carpenter vs. Arizona Cardinals, 9/25/16 (wide right)
By Opponent: Missed- Nick Novak vs. Houston Texans, 12/6/15 (wide right)

TWO POINT CONVERSION ATTEMPTED and SUCCESSFUL

By Bills: Tyrod Taylor run at Washington Redskins, 12/20/15
By Opponent: Jonathan Grimes run vs. Houston Texans, 12/6/15

TWO POINT CONVERSION FAILED

By Bills: Tyrod Taylor is sacked at Kansas City, 11/29/15
By Opponent: Carson Palmer pass failed vs Arizona Cardinals, 9/25/16

SAFETY RECORDED

By Bills: Ryan Tannehill fumble out of bound in end zone for a Safety vs. Miami Dolphins, 11/8/15
By Opponent: LeSean McCoy tackled in the end zone for a safety vs Arizona Cardinals, 9/25/16

100 YARD INDIVIDUAL RUSHING GAME

By Bills: LeSean McCoy (110) vs. Arizona Cardinals, 9/26/16
By Opponent: Matt Forte (100) vs New York Jets, 9/15/16

THE LAST TIME...

200 YARD INDIVIDUAL RUSHING GAME

By Bills: Fred Jackson (212 yards) vs. Indianapolis Colts, 1/3/10
By Opponent: Reggie Bush (203 yards) vs. Miami Dolphins, 12/18/11

TWO 100 YARD RUSHERS IN THE SAME GAME

By Bills: LeSean McCoy (112) & Karlos Williams (110) vs. Miami Dolphins 11/8/15
By Opponent: Stevan Ridley (106 yards) and Brandon Bolden (137 yards) vs. New England Patriots, 9/30/12

100 YARD INDIVIDUAL RECEIVING GAME

By Bills: Sammy Watkins (136) vs. New York Jets, 1/3/16
By Opponent: Brandon Marshall (126) vs. New York Jets, 1/3/16

200 YARD INDIVIDUAL RECEIVING GAME

By Bills: Lee Evans (265 yards) at Houston Texans, 11/19/06
By Opponent: Wes Welker (217 yards) vs. New England Patriots, 9/25/11

TWO 100 YARD RECEIVERS IN THE SAME GAME

By Bills: Steve Johnson (158 yards) and Lee Evans (105 yards) at Baltimore Ravens, 10/24/10
By Opponent: Eric Decker (126) and Brandon Marshall (101) vs New York Jets, 9/15/16

300+ YARD INDIVIDUAL PASSING GAME

By Bills: Kyle Orton (329) at Oakland Raiders, 12/21/14
By Opponent: Ryan Fitzpatrick (374) vs New York Jets, 9/15/16

FIVE TOUCHDOWNS RUSHING

By Bills: Cookie Gilchrist vs. New York Titans, 12/8/63
By Opponent: Never accomplished

AT LEAST FOUR TOUCHDOWNS RUSHING

By Bills: Willis McGahee at Seattle Seahawks, 11/28/04
By Opponent: Clarence Williams at San Diego Chargers, 9/16/79

AT LEAST THREE TOUCHDOWNS RUSHING

By Bills: Willis McGahee at Seattle Seahawks, 11/28/04
By Opponent: Matt Forte (3) vs New York Jets, 9/15/16

AT LEAST TWO TOUCHDOWNS RUSHING

By Bills: LeSean McCoy (2) vs. Arizona Cardinals, 9/25/16
By Opponents: C.J. Anderson (3) at Denver Broncos, 12/7/14

FOUR TD RECEPTIONS

By Bills: Don Beebe vs. Pittsburgh Steelers, 9/8/91
By Opponents: Randy Moss vs. New England Patriots, 11/18/07

AT LEAST THREE TD RECEPTIONS

By Bills: Steve Johnson at Cincinnati Bengals, 11/21/10
By Opponents: Marvin Harrison at Indianapolis Colts, 9/23/01

AT LEAST TWO TD RECEPTIONS

By Bills: Sammy Watkins (2) at Kansas City Chiefs, 11/29/15
By Opponents: R. Gronkowski (2) vs. New England Patriots, 9/20/15

SIX TD PASSES

By Bills: Jim Kelly vs. Pittsburgh Steelers, 9/8/91
By Opponents: Daryle Lamonica at Oakland Raiders, 10/19/69

AT LEAST FIVE TD PASSES

By Bills: Jim Kelly vs. Cincinnati Bengals, 10/21/91
By Opponent: Drew Brees at New Orleans Saints, 10/27/13

THE LAST TIME...

AT LEAST FOUR TD PASSES

By Bills: Kyle Orton (4) at New York Jets, 10/26/14
By Opponent: Kirk Cousins (4) at Washington Redskins, 12/20/15

AT LEAST THREE TD PASSES

By Bills: Tyrod Taylor (3) vs. New York Jets, 9/15/16
By Opponents: Tom Brady (3) vs. New England Patriots, 9/20/15

AT LEAST THREE SACKS

By Bills: (3.5) Mario Williams at Miami Dolphins, 11/13/14
By Opponent: (3.0) C. Jones vs. New England Patriots, 09/20/15

LAST OVERTIME GAME

By Bills: 9/7/14 at Chicago Bears (23-20) W

WON IN OVERTIME

By Bills: 9/7/14 at Chicago Bears (23-20)
By Opponent: 12/1/13 vs. Atlanta Falcons (31-34)

SHUTOUT RECORDED

By Bills: 10/2/16 at New England Patriots (16-0)
By Opponent: 12/28/08 vs. New England Patriots (13-0)

AT LEAST 200-YARDS RUSHING

By Bills: 208 vs. Arizona Cardinals, 9/26/16
By Opponent: 267 at New England Patriots, 12/29/13

AT LEAST 300-YARDS RUSHING

By Bills: 315 vs. Atlanta Falcons, 11/22/92
By Opponent: 311 at San Francisco, 10/7/12

AT LEAST 400 NET YARDS PASSING

By Bills: 437 at Minnesota Vikings, 9/15/02
By Opponent: 451 vs. New England Patriots, 09/20/15

AT LEAST 300 NET YARDS PASSING

By Bills: 307 vs New York Jets, 9/15/16
By Opponent: 374 vs New York Jets, 9/15/16

AT LEAST 500 TOTAL YARDS

By Bills: 514 at Baltimore Ravens, 10/24/10
By Opponent: 493 vs New York Jets, 9/15/16

AT LEAST 400 TOTAL YARDS

By Bills: 408 vs. Dallas Cowboys, 12/27/15
By Opponent: 431 at Washington Redskins, 12/20/15

50 OR MORE POINTS

By Bills: 54 at Kansas City Chiefs, 11/23/08
By Opponent: 52 vs. New England Patriots, 9/30/12

40 OR MORE POINTS

By Bills: 41 at Miami Dolphins, 9/27/15
By Opponent: 40 New England Patriots, 09/20/15

SCORED A TOUCHDOWN ON OFFENSE, DEFENSE AND SPECIAL TEAMS

By Bills: at Denver Broncos, 12/24/11 (C. Spiller rushing TD, J. Byrd interception return, L. McKelvin punt return)
By Opponent: at Cleveland Browns 10/3/13 (Josh Gordon receiving TD, T.J. Ward interception return, Travis Benjamin punt return TD)

2016 TURNOVER ANALYSIS

OFFENSIVE TURNOVERS

<u>Date</u>	<u>Opponent</u>	<u>Turnover</u>	<u>Yardline</u>	<u>Qtr.</u>	<u>Result (Pts.)</u>
9/15	NYJ	INT	NYJ 13	4	FG (3)
9/25	ARZ	INT	ARZ 10	2	PUNT (0)

DEFENSIVE TURNOVERS

<u>Date</u>	<u>Opponent</u>	<u>Turnover</u>	<u>Yardline</u>	<u>Qtr.</u>	<u>Result (Pts.)</u>
9/11	BAL	Fumble	BAL 47	1	Punt (0)
9/15	NYJ	Fumble	NYJ 33	3	TD (7)
9/25	ARZ	INT	ARZ 30	4	FG (3)
9/25	ARZ	INT	BUF 1	4	Safety (0)
9/25	ARZ	INT	BUF -1	4	Punt (0)
9/25	ARZ	INT	BUF -5	4	End of Game (0)
10/2	NE	Fumble	BUF 18	2	Punt (0)

SPECIAL TEAMS TURNOVERS

<u>Date</u>	<u>Opponent</u>	<u>Turnover</u>	<u>Yardline</u>	<u>Qtr.</u>	<u>Result (Pts.)</u>
9/25	ARZ	Fumble	BUF 22	3	TD (7)

MISCELLANEOUS TURONVERS

<u>Date</u>	<u>Opponent</u>	<u>Explanation</u>
-------------	-----------------	--------------------

2016 ETCs

2-2 Regular Season Record
1-1 In AFC East Games
0-1 In AFC North Games
0-0 In AFC South Games
0-0 In AFC West Games
1-0 In NFC Games

1-1 At Home
1-1 On the Road
2-2 Outdoors
0-0 In Domed Stadiums
0-1 On Grass

0-0 In 3-point or less Games
2-2 When Won Coin Toss
0-0 When Lost Coin Toss
2-0 When Scored First
0-2 When Opp. Scored First
0-0 In overtime games

2-1 When Yielding 20 Points or Less

1-1 When Scoring 21 Points or More

2-0 When Led at Halftime
0-2 When Trailing at Halftime
0-0 When Tied at Halftime

2-0 When Led at the End of 3rd Quarter
0-2 When Trailing at the End of 3rd Quarter
0-0 When Tied at the End of 3rd Quarter

1-0 When Buffalo has 100-Yard Rusher

0-1 When Opp. has 100-Yard Rusher

0-1 When Buffalo has 100-Yard Receiver

0-1 When Opp. has 100-Yard Receiver

0-0 When Buffalo has 300-Yard Passer

0-1 When Opp. has 300-Yard Passer

2016 INSTANT REPLAY

Buffalo has challenged 3 plays this season under the NFL's replay system.

Date	Opp.	Explanation	Result
9/11	BAL	Buffalo challenged the runner broke the plane ruling	Upheld
9/15	NYJ	Buffalo challenged the pass completion ruling	Reversed
10/2	NE	Buffalo Challenged the short of the line gain ruling	Reversed

REGULAR SEASON WEEK 1 – Bills 7, Ravens 13
September 11, 2016 – M&T Bank Stadium – 71,104

The Buffalo Bills dropped their 2016 regular season-opener, 13-7, to the Baltimore Ravens at M&T Bank Stadium, falling to 0-1 with the loss.

In his return to Baltimore, second-year starting QB Tyrod Taylor completed 68.2% of his pass attempts amongst five pass-catchers. Bills WR Sammy Watkins hauled in four passes for a team-high 43 yards and TE Charles Clay added four receptions for 40 yards and had Buffalo's largest offensive gain of the day with a 33-yard reception.

Running back LeSean McCoy had a game-high 58 rushing yards and scored Buffalo's lone touchdown on a fourth-and-goal situation in the second quarter.

Defensively, LBs Preston Brown and Zach Brown led the way with eight total tackles while CB Ronald Darby added a team-high seven individual tackles.

Jerry Hughes had a two sack performance and free-agent acquisitions LB Lorenzo Alexander (0.5) and DE Leger Douzable (1.5) rounded out Buffalo's fierce four-sack performance.

Leading the way for the Ravens was QB Joe Flacco, who finished the day 23-for-34 passing for 258 yards with one touchdown. Receiver Mike Wallace scored Baltimore's only touchdown of the contest with a 66-yard pass reception in the second quarter and a pair of Justin Tucker field goals provided enough offense to propel the Ravens.

TEAM	1	2	3	4	Final
BILLS	0	7	0	0	7
RAVENS	3	7	0	3	13

TEAM	QTR.	TIME	SCORING PLAY	DRIVE	SCORE
BAL	1	0:35	J.Tucker 50 yd. Field Goal	9-59, 4:47	0-3
BAL	2	10:11	M.Wallace 66 yd. pass from J.Flacco (J.Tucker kick)	6-85, 2:48)	0-10
BUF	2	3:02	L.McCoy 1 yd. run (D.Carpenter kick)	12-75, 7:09	7-10
BAL	4	5:39	J.Tucker 37 yd. Field Goal	13-59, 5:59	7-13

BUF BAL

First Downs	11	18
Rushes-Yards	24-65	28-83
Net Passing Yards	95	225
Total Net Yards	160	308
Passing (A-C-I)	15-22-0	34-23-0
Sacked by Opp.	2-16	4-33
Punts-Average	7-44.7	3-42.7
Fumbles-Lost	0-0	1-1
Penalties	8-89	6-35
Time of Poss.	27:07	32:53

RUSHING

RAVENS: J. Forsett 10-41; T. West 12-32; M. Wallace 1-11; K. Juszczyk 1-2; J. Flacco 4-minus-3

BILLS: L. McCoy 16-58; T. Taylor 5-11; R. Bush 3-minus-4

PASSING

RAVENS: J. Flacco 23-34, 258 yards, 1 TD

BILLS: T. Taylor 15-22, 111 yards

RECEIVING

RAVENS: S. Smith 5-19; M. Wallace 3-91, 1 TD; D. Pitta 3-39; J. Forsett 3-15; K. Juszczyk 2-21; K. Aiken 2-14; T. West 2-6; B. Perriman 1-35; C. Moore 1-13; C. Gillmore 1-5

BILLS: S. Watkins 4-43; R. Woods 4-20; L. McCoy 4-12; C. Clay 2-40; M. Gillislee 1-minus-4

REGULAR SEASON WEEK 2 – Bills 31, Jets 37
September 15, 2016 – New Era Field – 70,256

The Buffalo Bills lost their home opener 37-31 to the New York Jets in the inaugural game at New Era Field, falling to 0-2 on the season with the loss.

Quarterback Tyrod Taylor threw for a career-best 297 yards and three touchdowns, including an 84 yard touchdown pass to WR Marquise Goodwin, a career-long for both players. Goodwin finished the game with his first 100 yard receiving performance, WR Greg Salas scored on a 71 touchdown reception and hauled in a career-high 89 receiving yards and TE Charles Clay added a team-high five receptions.

On the defensive side of the ball, LB Preston Brown recorded a game-high 16 total tackles, LB Zach Brown added eight solo tackles with 14 total tackles and LB Lorenzo Alexander recorded the game's only sack.

Cornerback Nickell Robey-Coleman recovered a fumble forced by Preston Brown and returned it 36 yards for the game's only defensive touchdown.

New York was led by QB Ryan Fitzpatrick, who completed 24 of his 34 passes for 374 yards and one touchdown. Jets WR Eric Decker caught six passes for 126 yards and one touchdown, WR Brandon Marshall recorded six catches for 101 yards and WR Quincy Enunwa chipped in six receptions for 92 yards. On the ground, Matt Forte led the way with 100 yards rushing and three scores.

TEAM	1	2	3	4	Final
BILLS	7	3	14	7	31
JETS	6	14	7	10	37

TEAM	QTR.	TIME	SCORING PLAY	DRIVE	SCORE
NYJ	1	6:41	N.Folk 28 yd. Field Goal	15-65, 8:19	3-0
BUF	1	5:16	M.Goodwin 84 yd. pass from T.Taylor (D.Carpenter kick)	3-82, 1:25	3-7
NYJ	1	0:00	N.Folk 29 yd. Field Goal	9-75, 5:16	6-7
NYJ	2	11:07	M.Forte 1 yd. run (N.Folk kick)	6-66, 2:15	13-7
NYJ	2	3:53	E.Decker 5 yd. pass from R.Fitzpatrick (N.Folk kick)	7-77, 3:54	20-7
BUF	2	0:05	D.Carpenter 39 yd. Field Goal	13-54, 3:48	20-10
BUF	3	14:09	G.Salas 71 yd. pass from T.Taylor (D.Carpenter kick)	3-75, 0:51	20-17
BUF	3	11:15	N.Robey-Coleman 36 yd. fumble return (D.Carpenter kick)	N/A	20-24
NYJ	3	2:12	M.Forte 3 yd. run (N.Folk kick)	12-84, 6:27	27-24
NYJ	4	10:40	N.Folk 36 yd. Field Goal	8-69, 4:12	30-24
NYJ	4	4:02	M.Forte 12 yd. run (N.Folk kick)	5-56, 3:01	37-24
BUF	4	1:17	M.Gillislee 18 yd. pass from T.Taylor (D.Carpenter kick)	10-75, 2:45	37-31

BUF NYJ

First Downs	16	28
Rushes-Yards	19-86	36-123
Net Passing Yards	307	370
Total Net Yards	393	493
Passing (A-C-I)	19-31-1	34-24-0
Sacked by Opp.	0-0	1-4
Punts-Average	3-39.3	2-41.0
Fumbles-Lost	1-0	2-1
Penalties	6-59	7-50
Time of Poss.	20:48	39:12

RUSHING

JETS: M. Forte 30-100; R. Fitzpatrick 5-21; B. Powell 1-2

BILLS: L. McCoy 15-59; T. Taylor 2-25; E. Manuel 2-2

PASSING

JETS: R. Fitzpatrick 24-34, 374 yards, 1 TD

BILLS: T. Taylor 18-30, 297 yards, 3 TDs; E. Manuel 1-1. 10 yards

RECEIVING

JETS: E. Decker 6-126; B. Marshall 6-101; Q. Enunwa 6-92; J. Marshall 3-45; M. Forte 2-9; B. Powell 1-1

BILLS: M. Goodwin 2-112; G. Salas 4-89; L. McCoy 4-31; C. Clay 5-27; S. Watkins 2-20; M. Gillislee 1-18; R. Woods 1-10

REGULAR SEASON WEEK 3 – Bills 33, Cardinals 18
September 25, 2016 – New Era Field – 68,647

The Buffalo Bills used a powerful rushing attack and a stout defensive performance to top the Arizona Cardinals 33-18 at New Era Field, lifting their record to 1-2 on the season.

Running back LeSean McCoy ran for 110 yards on 17 carries, boasting a 6.5 yards per carry average and having his first multi-touchdown game as a Bill. Quarterback Tyrod Taylor provided 76 yards on the ground, including a 20-yard touchdown run and a team-record 49-yard scamper.

Robert Woods was Buffalo's top receiving option on the day with six catches for 51 yards and fellow receiver Walt Powell recorded his first three career catches for 28 yards.

Defensively, Stephon Gilmore notched two interceptions with Corey Graham and Corey White each picking one off themselves. Lorenzo Alexander finished the day with 1.5 sacks, his third consecutive game with a sack, and was joined by, Graham, Kyle Williams, Jerry Hughes and Lerentee McCray in the sack column. Linebacker Zach Brown recorded 12 total tackles with 10 individual stops and White recorded eight solo tackles and nine combination tackles.

Aaron Williams recovered a fumble on special teams and raced it back 53 yards for the score, resulting in Buffalo's second consecutive game with a fumble returned for a touchdown.

Arizona was paced by running back David Johnson, who ran for 83 yards and two touchdowns and recorded 28 through the air. Quarterback Carson Palmer threw for 287 yards, John Brown had a game-high 70 receiving yards and defensive back Patrick Peterson recorded an interception.

TEAM	1	2	3	4	Final
Bills	10	7	13	3	33
Cardinals	0	7	6	5	18

TEAM	QTR.	TIME	SCORING PLAY	DRIVE	SCORE
Bills	1	3:29	D.Carpenter 19 yd. Field Goal	7-77, 3:51	3-0
Bills	1	0:55	L.McCoy 24 yd. run (D.Carpenter kick)	5-53, 1:30	10-0
Bills	2	10:25	L.McCoy 5 yd. run (D.Carpenter kick)	6-52, 2:51	17-0
Cardinals	2	1:05	D.Johnson 4 yd. run (C.Catanzaro kick)	17-84, 9:20	17-7
Bills	3	10:31	T.Taylor 20 yd. run (kick failed, wr)	6-47, 2:49	23-7
Bills	3	2:25	A.Williams 53 yd. fumble return (D.Carpenter kick)	N/A	30-7
Cardinals	3	0:12	D.Johnson 22 yd. run (pass failed)	6-83, 2:13	30-13
Cardinals	4	10:36	C.Catanzaro 60 yd. Field Goal	5-4, 2:19	30-16
Bills	4	4:48	D.Carpenter 45 yd. Field Goal	4-3, 1:42	33-16
Cardinals	4	3:04	L.McCoy tackled in end zone by C.Peters for a Safety	N/A	33-18

BUF ARZ

First Downs	16	25
Rushes-Yards	32-208	22-88
Net Passing Yards	88	260
Total Net Yards	296	348
Passing (A-C-I)	25-14-1	50-26-4
Sacked by Opp.	4-31	5-27
Punts-Average	6-35.3	5-35.6
Fumbles-Lost	3-0	3-1
Penalties	9-75	8-50
Time of Poss.	26:00	34:00

RUSHING

CARDINALS: D. Johnson 19-83; C.

Johnson 2-5; D. Butler 1-0

BILLS: L. McCoy 17-110; T. Taylor 9-76;

M. Gillislee 3-20; J. Williams 3-2

PASSING

CARDINALS: C. Palmer 26-50, 287

yards, 4 INTs

BILLS: T. Taylor 14-15, 119 yards, 1 INT

RECEIVING

CARDINALS: L. Fitzgerald 7-60; Jo.

Brown 6-70; M. Floyd 4-65; Ja. Brown 3-

49; D. Johnson 3-28; D. Fells 2-15; T.

Niklas 1-0

BILLS: R. Woods 6-51; W. Powell 3-28;

L. McCoy 3-6; N. O'Leary 1-28; M.

Goodwin 1-6

REGULAR SEASON WEEK 4 – Bills 16, Patriots 0
October 2, 2016 – Gillette Stadium – 66, 829

The Buffalo Bills recorded their first road shutout in 26 years to defeat the New England Patriots 16-0 at Gillette Stadium. With the win, Buffalo improves its record to 2-2 on the season.

Buffalo's offense was paced by LeSean McCoy's 108 yards of total offense, including a seven-yard touchdown pass from Tyrod Taylor for the game's only touchdown. McCoy finished the game with 70 rushing yards and six receptions for 38 yards.

Taylor completed a season-high 27 passes on a season-high 39 attempts for 246 yards and added 28 yards on the ground while WR Robert Woods led Buffalo with 89 yards on a game-high seven receptions. Tight end Charles Clay chipped in five receptions for 47 yards.

On the defensive side of the ball, LB Zach Brown recorded a career-high 18 tackles, forced two fumbles and added one sack. Linebackers Jerry Hughes and Lorenzo Alexander each contributed sacks to the shutout and both reached 4.0 sacks on the season, good for third in the NFL. Safety Aaron Williams recorded three passes defended and Preston Brown finished with seven total tackles. With the performance, Zach Brown sits first in the league with 52 tackles and Preston Brown is 10th with 37 tackles.

The New England Patriots were led by tight end Martellus Bennett, whose 58 yard reception in the second quarter sparked his five-reception, 109 yard performance. LeGarrette Blount ran for 54 yards, rookie QB completed 63% of his passes for 205 yards and cornerback Logan Ryan set career-highs with 14 individual tackles and 17 total tackles.

TEAM	1	2	3	4	Final
Bills	7	6	3	0	16
Patriots	0	0	0	0	0

TEAM	QTR.	TIME	SCORING PLAY	DRIVE	SCORE
Bills	1	5:31	L.McCoy 7 yd. pass from T.Taylor (D.Carpenter kick)	12-65, 7:11	7-0
Bills	2	14:49	D.Carpenter 34 yd. Field Goal	10-52, 3:58	10-0
Bills	2	7:46	D.Carpenter 43 yd. Field Goal	12-71, 4:40	13-0
Bills	3	0:28	D.Carpenter 44 yd. Field Goal	11-44, 4:27	16-0

BUF NE

First Downs	24	13
Rushes-Yards	32-134	22-90
Net Passing Yards	244	187
Total Net Yards	378	277
Passing (A-C-I)	39-27-0	27-17-0
Sacked by Opp.	2-2	3-18
Punts-Average	4-40.8	6-52.2
Fumbles-Lost	0-0	5-1
Penalties	6-60	9-74
Time of Poss.	36:11	23:49

RUSHING

PATRIOTS: L. Blount 13-54; J. Brissett 4-

23; J. White 4-12; J. Edelman 1-1

BILLS: L. McCoy 19-70; M. Gillislee 6-30;

T. Taylor 5-28; B. Tate 1-4; J. Felton 1-2

PASSING

PATRIOTS: J. Brissett 17-27, 205 yards

BILLS: T. Taylor 27-29, 246 yards, 1 TD

RECEIVING

PATRIOTS: M. Bennett 5-109; J. White

5-50; L. Blount 3-4; B. Bolden 2-15; J.

Edelman 1-16; R. Gronkowski 1-11

BILLS: R. Woods 7-89; L. McCoy 6-38,

C. Clay 5-47; W. Powell 4-22, N. O'Leary

2-20; M. Gillislee 1-13; M. Goodwin 1-12;

J. Felton 1-5

2016 PLAYER PARTICIPATION

	GP/GS	@BAL	NYJ	ARI	@NE	@LA	SF	@MIA	NE	@SEA	@CIN	JAX	@OAK	PIT	CLE	MIA	@NYJ
Albright, Bryson	0/0	IL	PS	PS	PS												
Alexander, Lorenzo	4/4	OLB	OLB	OLB	OLB												
Anderson, Colt	1/0	IL	IL	IL	P												
Annen, Blake	0/0	R	R	R	R												
Blanton, Robert	4/0	P	P	P	P												
Brown, Preston	4/4	MIKE	MIKE	MIKE	MIKE												
Brown, Zach	4/4	WILL	WILL	WILL	WILL												
Bryant, Corbin	4/4	NT	NT	NT	NT												
Bush, Reggie	2/0	P	P	DNP	IL												
Carpenter, Dan	4/0	P	P	P	P												
Christian, Gerald	0/0	PS	PS	PS	PS												
Clay, Charles	4/4	TE	TE	TE	TE												
Coleman, Deandre	0/0	PS	PS	PS	PS												
Darby, Ronald	3/3	CB	CB	DNP	CB												
Dareus, Marcell	0/0	SUS	SUS	SUS	SUS												
Douzable, Leger	4/0	P	P	P	P												
Dowling, Jonathan	0/0	R	R	R	R												
Dray, Jim	4/1	TE	P	P	P												
Easley, Marcus	0/0	PUP	PUP	PUP	PIP												
Enemkpali, IK	0/0	R	R	R	R												
Felton, Jerome	2/0	---	P	P	P												
Fields, Carlos	0/0	PS	PS	PS	PS												
Gay, Jordan	2/0	P	DNP	P	X												
Gilmore, Stephon	4/4	CB	CB	CB	CB												
Glenn, Cordy	2/2	LT	DNP	DNP	LT												
Goodwin, Marquise	4/2	P	P	WR	WR												
Gragg, Chris	0/0	R	R	R	R												
Graham, Corey	4/4	S	S	S	S												
Groy, Ryan	4/0	P	P	P	P												
Hazel, Matt	0/0	PS	PS	PS	PS												
Henderson, Seantrel	0/0	SUS	SUS	SUS	SUS												
Hughes, Jerry	4/4	OLB	OLB	OLB	OLB												
Humber, Ramon	3/0	---	P	P	P												
Ikard, Gabe	2/0	PS	P	P	IL												
Incognito, Richie	4/4	LG	LG	LG	LG												
Jones, Cardale	0/0	IL	IL	IL	IL												
Kouandjio, Cyrus	3/1	P	LT	LT	IL												
Lawson, Shaq	0/0	PUP	PUP	PUP	PUP												
Lewis, Dezmin	0/0	PS	PS	PS	PS												
Lewis, Patrick	0/0	IL	IL	IL	IL												
Listenbee, Kolby	0/0	NFI	NFI	NFI	NFI												
Manuel, EJ	2/0	P	P	DNP	DNP												
McCoy, LeSean	4/4	RB	RB	RB	RB												
McCray, Lerentee	4/0	P	P	P	P												
Meeks, Jonathan	4/0	P	P	P	P												
Miller, John	4/4	RG	RG	RG	RG												
Mills, Jordan	4/4	RT	RT	RT	RT												
Ola, Michael	1/0	---	---	---	P												
O'Leary, Nick	4/2	P	P	TE	TE												
Parms, Damian	0/0	PS	PS	PS	PS												
Poehls, William	0/0	---	---	PS	PS												
Powell, Walter	3/0	IL	P	P	P												
Ragland, Reggie	0/0	R	R	R	R												
Roberson, Marcus	0/0	PS	PS	PS	PS												
Robey-Coleman, Nickell	4/0	P	P	P	P												
Salas, Greg	2/1	P	WR	IL	IL												
Sanborn, Garrison	4/0	P	P	P	P												
Schmidt, Colton	4/0	P	P	P	P												
Seymour, Kevon	3/0	IL	P	P	P												
Spikes, Brandon	3/0	P	IL	P	P												
Tate, Brandon	4/0	P	P	P	P												
Taylor, Tyrod	4/4	QB	QB	QB	QB												
Thomas, Phillip	0/0	R	R	R	R												
Valles, Max	0/0	PS	PS	PS	PS												
Washington, Adolphus	4/4	DE	DE	DE	DE												
Watkins, Sammy	2/2	WR	WR	IL	R												
White, Corey	4/1	P	P	CB	P												
Wilder Jr., James	0/0	R	R	R	R												
Williams, Aaron	4/2	P	P	S	S												
Williams, Duke	4/2	S	S	P	P												
Williams, Jonathan	1/0	IL	IL	P	DNP												
Williams, Kyle	4/4	DT	DT	DT	DT												
Wood, Eric	4/4	C	C	C	C												
Woods, Robert	4/4	WR	WR	WR	WR												

LEGEND:

P - Played **DNP - Did Not Play** **IR - Injured Reserve** **DNR - Did Not Report**
PS - Practice Squad **IL - Inactive List** **R - Reserve** **PSI - Practice Squad Injured**
SUS-Suspended **PUP - Physically Unable to Perform** **NFI - Non-Football Injury** **--- = Not on Team**

OFFENSE	Buff.
GAMES (Won-Lost)	2-2
FIRST DOWNS	67
Rushing	29
Passing	34
Penalty	4
YDS GAINED (tot)	1228
Avg per Game	307.0
RUSHING (net)	493
Avg per Game	123.3
Rushes	107
Yards per Rush	4.6
PASSING (net)	735
Avg per Game	183.8
Passes Att.	117
Completed	75
Pct Completed	64.1
Yards Gained	783
Sacked	8
Yards Lost	48
Had intercepted	2
Yards Opp Ret	0
Opp TDs on Int	0
PUNTS	19
Avg Yards	40.6
PUNT RETURNS	7
Avg Return	12.3
Returned for TD	0
KICKOFF RETURNS	9
Avg Return	19.6
Returned for TD	0
PENALTIES	29
Yards Penalized	283
FUMBLES BY	4
Fumbles Lost	0
Opp Fumbles	11
Opp Fum Lost	4
POSS. TIME (avg)	27:32
TOUCHDOWNS	10
Rushing	4
Passing	4
Returns	2
EXTRA-PT KICKS	9/10
2-PT CONVERSIONS	0/0
FIELD GOALS/FGA	6/8
POINTS SCORED	87

DEFENSE	Buff.
POINTS ALLOWED	68
OPP FIRST DOWNS	84
Rushing	19
Passing	56
Penalty	9
OPP YARDS GAINED	1426
Avg per Game	356.5
OPP RUSHING(net)	384
Avg per Game	96.0
Rushes	108
Yards per Rush	3.6
OPP PASSING(net)	1042
Avg per Game	260.5
Passes Att.	144
Completed	89
Pct Completed	61.8

Sacked	13
Yards Lost	82
INTERCEPTED BY	4
Yards Returned	48
Returned for TD	0
OPP PUNT RETURNS	7
Avg return	2.4
OPP KICKOFF RET	11
Avg return	18.8
OPP TOUCHDOWNS	7
Rushing	5
Passing	2
Returns	0

WEEK 4 / THROUGH MONDAY, OCTOBER 3, 2016

TEAM RANKINGS

American Football Conference

Offense Defense

Total Rush Pass Total Rush Pass

Buff.	16	5	16	8	5	9
-------	----	---	----	---	---	---

National Football League

Offense Defense

Total Rush Pass Total Rush Pass

Buff.	28	7	31	17	13	17
-------	----	---	----	----	----	----

T = Tied for position

* = League Leader

WEEK 4 / THROUGH MONDAY, OCTOBER 3, 2016

AFC / TEAM/OFFENSE RANK

Tm	(A)	(B)	(C)	(D)	(E)	(F)	(G)	(H)	(I)	(J)	(K)	(L)	(M)	(N)	(O)	(P)	(Q)
BUF	16	11	5	4	16	11	6	8	15	13	2	3	13	15	13	6	11t

AFC / OPPONENT/DEFENSE RANK

Tm	(A)	(B)	(C)	(D)	(E)	(F)	(G)	(H)	(I)	(J)	(K)	(L)	(M)	(N)	(O)	(P)	(Q)	(R)	(S)
BUF	8	6	5	2	9	10	7	3	8t	7	7	1	6	5	2	3	10	4	14

- (A) Total Yards per Game
- (B) Yards per Play
- (C) Rushing Yards per Game
- (D) Rushing Yards per Attempt
- (E) Passing Net Yards per Game
- (F) Passing Net Yards per Play
- (G) Passing, Percent Had Intercepted
- (H) Sacks per Pass Play
- (I) First Downs per Game
- (J) Third Down Efficiency
- (K) Fourth Down Efficiency
- (L) Punt Return Average
- (M) Kickoff Return Average
- (N) Gross Punting Average
- (O) Net Punting Average
- (P) Points per Game
- (Q) Field Goal Percentage
- Combined Offense/Defense Rank
- (R) Points per Game Differential
- (S) Net Yards per Game Differential

NFL / TEAM/OFFENSE RANK

Tm	(A)	(B)	(C)	(D)	(E)	(F)	(G)	(H)	(I)	(J)	(K)	(L)	(M)	(N)	(O)	(P)	(Q)
BUF	28	22	7	5	31	24	14	20	29	26t	5t	11	25	30	24	17	23t

- (A) Total Yards per Game
- (B) Yards per Play
- (C) Rushing Yards per Game
- (D) Rushing Yards per Attempt
- (E) Passing Net Yards per Game
- (F) Passing Net Yards per Play
- (G) Passing, Percent Had Intercepted
- (H) Sacks per Pass Play
- (I) First Downs per Game
- (J) Third Down Efficiency
- (K) Fourth Down Efficiency
- (L) Punt Return Average
- (M) Kickoff Return Average
- (N) Gross Punting Average
- (O) Net Punting Average
- (P) Points per Game
- (Q) Field Goal Percentage

NFL / OPPONENT/DEFENSE RANK

Tm	(A)	(B)	(C)	(D)	(E)	(F)	(G)	(H)	(I)	(J)	(K)	(L)	(M)	(N)	(O)	(P)	(Q)	(R)	(S)
BUF	17	13	13	7	17	17	13	6	19t	10	11	1	11	5	7	6	16t	9	27

- (A) Total Yards per Game
- (B) Yards per Play
- (C) Rushing Yards per Game
- (D) Rushing Yards per Attempt
- (E) Passing Net Yards per Game
- (F) Passing Net Yards per Play
- (G) Passing, Percent Had Intercepted
- (H) Sacks per Pass Play
- (I) First Downs per Game
- (J) Third Down Efficiency
- (K) Fourth Down Efficiency
- (L) Punt Return Average
- (M) Kickoff Return Average
- (N) Gross Punting Average
- (O) Net Punting Average
- (P) Points per Game
- (Q) Field Goal Percentage
- Combined Offense/Defense Rank
- (R) Points per Game Differential
- (S) Net Yards per Game Differential

WEEK 4 / THROUGH MONDAY, OCTOBER 3, 2016**AFC / TOTAL OFFENSE**

Rank	Team	Total Rushing	Passing	Total Rushing	Passing
16)	Buffalo	1228	493	735	307.0 123.3 183.8

AFC / TOTAL DEFENSE

Rank	Team	Total Rushing	Passing	Total Rushing	Passing
8)	Buffalo	1426	384	1042	356.5 96.0 260.5

NFL / TOTAL OFFENSE

Rank	Team	Total	Rushing	Passing	Total	Rushing	Passing
28)	Buffalo	1228	493	735	307.0	123.3	183.8

NFL / TOTAL DEFENSE

Rank	Team	Total	Rushing	Passing	Total	Rushing	Passing
17)	Buffalo	1426	384	1042	356.5	96.0	260.5

WEEK 4 / THROUGH MONDAY, OCTOBER 3, 2016

AFC / TAKE-AWAYS, GIVE-AWAYS

Rank	Team	TAKE-AWAYS			GIVE-AWAYS			Net Diff
		Int	Fum	Total	Int	Fum	Total	
1)	Buffalo	4	4	8	2	0	2	= +6

NFL / TAKE-AWAYS, GIVE-AWAYS

Rank	Team	TAKE-AWAYS			GIVE-AWAYS			Net Diff
		Int	Fum	Total	Int	Fum	Total	
2t)	Buffalo	4	4	8	2	0	2	= +6

AFC / TEAM/OFFENSE INSIDE THE 20

Rank	Team	Poss	Pts	TD	TD%	FG	Score	Score%
4)	Buffalo	6	34	4	66.7	2	6	100.0

AFC / OPPONENTS/DEFENSE INSIDE THE 20

Rank	Team	Poss	Pts	TD	TD%	FG	Score	Score%
3t)	Buffalo	12	47	5	41.7	4	9	75.0

NFL / TEAM/OFFENSE INSIDE THE 20

Rank	Team	Poss	Pts	TD	TD%	FG	Score	Score%
7t)	Buffalo	6	34	4	66.7	2	6	100.0

NFL / OPPONENTS/DEFENSE INSIDE THE 20

Rank	Team	Poss	Pts	TD	TD%	FG	Score	Score%
4t)	Buffalo	12	47	5	41.7	4	9	75.0

AFC / OFFENSE/TEAMS: FIRST DOWNS, THIRD DOWNS, FOURTH DOWNS

Rank	Team	FIRST DOWNS				THIRD DOWNS			FOURTH DOWNS		
		Total	Rush	Pass	Pen	Made	Att	Pct	Made	Att	Pct
15)	Buffalo	67	29	34	4	17	51	33.3	3	4	75.0

AFC / DEFENSE/OPPONENTS: FIRST DOWNS, THIRD DOWNS, FOURTH DOWNS

Rank	Team	FIRST DOWNS				THIRD DOWNS			FOURTH DOWNS		
		Total	Rush	Pass	Pen	Made	Att	Pct	Made	Att	Pct
8t)	Buffalo	84	19	56	9	20	55	36.4	2	5	40.0

NFL / OFFENSE/TEAMS: FIRST DOWNS, THIRD DOWNS, FOURTH DOWNS

Rank	Team	FIRST DOWNS				THIRD DOWNS			FOURTH DOWNS		
		Total	Rush	Pass	Pen	Made	Att	Pct	Made	Att	Pct
29)	Buffalo	67	29	34	4	17	51	33.3	3	4	75.0

NFL / DEFENSE/OPPONENTS: FIRST DOWNS, THIRD DOWNS, FOURTH DOWNS

Rank	Team	FIRST DOWNS				THIRD DOWNS			FOURTH DOWNS		
		Total	Rush	Pass	Pen	Made	Att	Pct	Made	Att	Pct
19t)	Buffalo	84	19	56	9	20	55	36.4	2	5	40.0

WEEK 4 / THROUGH MONDAY, OCTOBER 3, 2016

AFC / FIRST-DOWN PLAYS BY TEAMS

Rank	Team	Yds/Play	Plays	Yards
8)	Buffalo	5.42	98	531

AFC / FIRST-DOWN PLAYS BY OPPONENTS

Rank	Team	Yds/Play	Plays	Yards
10)	Buffalo	5.66	119	674

NFL / FIRST-DOWN PLAYS BY TEAMS

Rank	Team	Yds/Play	Plays	Yards
17)	Buffalo	5.42	98	531

NFL / FIRST-DOWN PLAYS BY OPPONENTS

Rank	Team	Yds/Play	Plays	Yards
17)	Buffalo	5.66	119	674

WEEK 4 / THROUGH MONDAY, OCTOBER 3, 2016

AFC / KICKOFFS (Receiving Team)

Rank	Team	TotKO	AdjKO	TB	TB%	EZ	EZ%	OB	I20	Avg.Start
3)	Buffalo	17	17	8	47.1	11	64.7	0	1	26.0

AFC / KICKOFFS (Kicking Team)

Rank	Team	TotKO	AdjKO	TB	TB%	EZ	EZ%	OB	I20	Avg.Start
4)	Buffalo	21	20	9	45.0	14	66.7	0	7	23.8

Note: Average team drive start DOES NOT include onside kicks or kickoffs at the end of a half unless either kickoff is returned for a touchdown. All other kickoffs (returned kickoffs, fair catches, touchback and kickoffs out of bounds) are included. Kickoffs resulting in the kicking team retaining possession are not included.

ADJ KO: Adjusted kickoffs are used to compute the Avg. Team Drive Start.

I20: The number of drives that start inside (not including) the 20 yd line.

WEEK 4 / THROUGH MONDAY, OCTOBER 3, 2016

NFL / KICKOFFS (Receiving Team)

Rank	Team	TotKO	AdjKO	TB	TB%	EZ	EZ%	OB	I20	Avg.Start
5)	Buffalo	17	17	8	47.1	11	64.7	0	1	26.0

Note: Average opponent drive start DOES NOT include onside kicks or kickoffs at the end of a half unless either kickoff is returned for a touchdown. All other kickoffs (returned kickoffs, fair catches, touchback and kickoffs out of bounds) are included. Kickoffs resulting in the kicking team retaining possession are not included.

ADJ KO: Adjusted kickoffs are used to compute the Avg. Team Drive Start.

I20: The number of drives that start inside (not including) the 20 yd line.

WEEK 4 / THROUGH MONDAY, OCTOBER 3, 2016

NFL / KICKOFFS (Kicking Team)

Rank	Team	TotKO	AdjKO	TB	TB%	EZ	EZ%	OB	I20	Avg.Start
6)	Buffalo	21	20	9	45.0	14	66.7	0	7	23.8

Note: Average team drive start DOES NOT include onside kicks or kickoffs at the end of a half unless either kickoff is returned for a touchdown. All other kickoffs (returned kickoffs, fair catches, touchback and kickoffs out of bounds) are included. Kickoffs resulting in the kicking team retaining possession are not included.

ADJ KO: Adjusted kickoffs are used to compute the Avg. Team Drive Start.

I20: The number of drives that start inside (not including) the 20 yd line.

AFC / SINGLE-GAME HIGHS / PLAYERS

Longest Pass-- 84, Taylor, Buff. vs. NY-J, 9/15, (to Goodwin, Marquise, td)
Kickoff Return Yards-- 125, Tate, Buff. vs. NY-J, 9/15, (5-125, 0 td)
Kickoff Returns-- 5, Tate, Buff. vs. NY-J, 9/15, (5-125, 0 td)

WEEK 4 / THROUGH MONDAY, OCTOBER 3, 2016

100-Yard Receiving Games

112, Goodwin, BUF vs. NYJ 09/15 (2 rec., 1 TD)

WEEK 4 / THROUGH MONDAY, OCTOBER 3, 2016

100-Yard Rushing Games

110, McCoy, BUF vs. ARI 09/25 (17 att., 2 TD)

WEEK 4 / THROUGH MONDAY, OCTOBER 3, 2016

AFC / LEADING PASSERS

			Pct		Avg		Pct		Pct	Rating
Taylor, Buf.	116	74	63.8	773	6.66	4	3.4	84t	2	1.7 87.3

AFC / LEADING PASSERS, RANKS

			Pct		Avg		Pct		Pct	Rating
Taylor, Buf.	13	13	8	14	10	10t	9	5t	7	9

WEEK 4 / THROUGH MONDAY, OCTOBER 3, 2016

AFC / FOURTH-QUARTER PASSING LEADERS

Rank	Player, Team	Att	Comp	Comp%	Yards	YPA	TD	TD%	Int	Int%	Rating
5)	Taylor, Buf.	23	17	73.9	188	8.17	1	4.3	1	4.3	94.1

AFC / THIRD-DOWN PASSING LEADERS

Rank	Player, Team	Att	Comp	Comp%	Yards	YPA	TD	TD%	Int	Int%	Rating
3)	Taylor, Buf.	30	19	63.3	304	10.13	3	10.0	2	6.7	102.6

WEEK 4 / THROUGH MONDAY, OCTOBER 3, 2016

AFC / LEADING RUSHERS

Rank	Player, Team	Att	Yards	Avg	Long	TD
5)	McCoy, Buf.	67	297	4.4	24t	3

20)	Taylor, Buf. (QB)	21	140	6.7	49	1
36)	Gillislee, Buf.	9	50	5.6	16	0

WEEK 4 / THROUGH MONDAY, OCTOBER 3, 2016

AFC / THIRD-AND-ONE RUSHING LEADERS

Rank	Player, Team	Att	FD	Pct
1t)	Felton, Buf.	1	1	100.0

WEEK 4 / THROUGH MONDAY, OCTOBER 3, 2016

AFC / LEADERS IN RECEPTIONS

Rank	Player, Team	Rec	Yards	Avg	Long	TD
21t)	Woods, Buf.	18	170	9.4	24	0
24t)	McCoy, Buf. (RB)	17	87	5.1	13	1
48t)	Clay, Buf. (TE)	12	114	9.5	33	0

WEEK 4 / THROUGH MONDAY, OCTOBER 3, 2016

AFC / RECEIVING YARDAGE LEADERS

Rank	Player, Team	Yards	Rec	Avg	Long	TD
36)	Woods, Buf.	170	18	9.4	24	0
48t)	Goodwin, Buf.	130	4	32.5	84t	1

WEEK 4 / THROUGH MONDAY, OCTOBER 3, 2016

AFC / THIRD-DOWN RECEIVING LEADERS

Rank	Player, Team	Rec	Yards	Avg	Long	TD
28t)	Woods, Buf.	4	25	6.3	11	0
39t)	Clay, Buf. (TE)	3	46	15.3	33	0
39t)	Powell, Buf.	3	30	10.0	14	0

WEEK 4 / THROUGH MONDAY, OCTOBER 3, 2016

AFC / LEADING SCORERS, NONKICKERS

Rank	Player, Team	TD	Rush	Rec	Ret	X2	Pts
4t)	McCoy, Buf. (RB)	4	3	1	0	0	24

WEEK 4 / THROUGH MONDAY, OCTOBER 3, 2016

AFC / LEADING SCORERS, KICKERS

Rank	Player, Team	PAT	FG	Pct	Long	Pts
10t)	Carpenter, Buf.	9/10	6/ 8	.750	45	27

AFC / TOUCHBACKS ON KICKOFFS

Rank	Player, Team	TB
15)	Gay, Buf.	5
16t)	Carpenter, Buf.	4

AFC / MOST YARDS FROM SCRIMMAGE

Rank	Player, Team	Yards	Total		Rushing		Receiving			
			Att+Rec	Avg	Yards	Att	Avg	Yards	Rec	Avg
7)	McCoy, Buf. (RB)	384	84	4.6	297	67	4.4	87	17	5.1

WEEK 4 / THROUGH MONDAY, OCTOBER 3, 2016

AFC / LEADERS IN FIRST DOWNS

Rank	Player, Team	Rush	Rec	Tot
4t)	McCoy, Buf. (RB)	15	5	20

AFC / LEADING PUNTERS

Rank	Player, Team	No	Yards	Lg	Avg	TB	Blk	Dwn	OB	Opp Ret	In	Net
15)	Schmidt, Buf.	19	772	50	40.6	1	0	2	5	7	17	5 38.7

AFC / LEADING PUNTERS, NET AVERAGE

Rank	Player, Team	No	Yards	Lg	Avg	TB	Blk	Dwn	OB	Opp Ret	In	Net
13)	Schmidt, Buf.	19	772	50	40.6	1	0	2	5	7	17	5 38.7

AFC / PUNT RETURN LEADERS

Rank	Player, Team	Ret	FC	Yards	Avg	Long	TD
3)	Tate, Buf.	7	3	86	12.3	31	0

AFC / KICKOFF RETURN LEADERS

Rank	Player, Team	Ret	Yards	Avg	Long	TD
4)	Tate, Buf.	6	145	24.2	45	0

WEEK 4 / THROUGH MONDAY, OCTOBER 3, 2016**AFC / LEADERS IN INTERCEPTIONS**

Rank	Player, Team	Int	Yards	Avg	Long	TD
4t)	Gilmore, Buf.	2	48	24.0	34	0
11t)	Graham, Buf.	1	0	0.0	0	0
11t)	White, Buf.	1	0	0.0	0	0

AFC / LEADERS IN SACKS

Rank	Player, Team	Sacks
2t)	Alexander, Buf. (LB)	4.0
2t)	Hughes, Buf. (LB)	4.0
29t)	Douzable, Buf. (DT)	1.5
29t)	K. Williams, Buf. (DE)	1.5
38t)	Z. Brown, Buf. (LB)	1.0
38t)	Graham, Buf. (DB)	1.0

AFC / FUMBLE RECOVERIES

Rank	Player, Team	TotRec	OffRec	DefRec
1t)	P. Brown, Buf.	2	0	2
11t)	Manuel, Buf.	1	1	0
11t)	Mills, Buf.	1	1	0
11t)	Robey, Buf.	1	0	1
11t)	Taylor, Buf.	1	1	0
11t)	A. Williams, Buf.	1	0	1

WEEK 4 / THROUGH MONDAY, OCTOBER 3, 2016**AFC / OFFENSIVE FUMBLE RECOVERIES**

Rank	Player, Team	Ret	Yards	Avg	Long	TD
9t)	Manuel, Buf.	1	0	0.0	0	0
9t)	Mills, Buf.	1	0	0.0	0	0
9t)	Taylor, Buf.	1	0	0.0	0	0

AFC / DEFENSIVE FUMBLE RECOVERIES

Rank	Player, Team	Ret	Yards	Avg	Long	TD
1t)	P. Brown, Buf.	2	0	0.0	0	0
3t)	A. Williams, Buf.	1	53	53.0	53t	1
3t)	Robey, Buf.	1	36	36.0	36t	1

WEEK 4 / THROUGH MONDAY, OCTOBER 3, 2016

NFL / LEADING PASSERS

Player, Team	Att	Comp	Comp Pct	Yds	Avg Gain	TD	Pct TD	Long	Int	Pct Int	Rating
Taylor, Buf.	116	74	63.8	773	6.66	4	3.4	84t	2	1.7	87.3

NFL / LEADING PASSERS, RANKS

Player, Team	Att	Comp	Comp Pct	Yds	Avg Gain	TD	Pct TD	Long	Int	Pct Int	Rating
Taylor, Buf.	25	23	18	25	23	20t	21	11t	15	20	

WEEK 4 / THROUGH MONDAY, OCTOBER 3, 2016**NFL / FOURTH-QUARTER PASSING LEADERS**

Rank	Player, Team	Att	Comp	Comp%	Yards	YPA	TD	TD%	Int	Int%	Rating
8)	Taylor, Buf.	23	17	73.9	188	8.17	1	4.3	1	4.3	94.1

NFL / THIRD-DOWN PASSING LEADERS

Rank	Player, Team	Att	Comp	Comp%	Yards	YPA	TD	TD%	Int	Int%	Rating
8)	Taylor, Buf.	30	19	63.3	304	10.13	3	10.0	2	6.7	102.6

WEEK 4 / THROUGH MONDAY, OCTOBER 3, 2016**NFL / LEADING RUSHERS**

Rank	Player, Team	Att	Yards	Avg	Long	TD
9)	McCoy, Buf.	67	297	4.4	24t	3
33)	Taylor, Buf. (QB)	21	140	6.7	49	1

WEEK 4 / THROUGH MONDAY, OCTOBER 3, 2016**NFL / THIRD-AND-ONE RUSHING LEADERS**

Rank	Player, Team	Att	FD	Pct
1t)	Felton, Buf.	1	1	100.0

WEEK 4 / THROUGH MONDAY, OCTOBER 3, 2016**NFL / LEADERS IN RECEPTIONS**

Rank	Player, Team	Rec	Yards	Avg	Long	TD
38t)	Woods, Buf.	18	170	9.4	24	0
50t)	McCoy, Buf. (RB)	17	87	5.1	13	1

NFL / LEADING SCORERS, NONKICKERS

Rank	Player, Team	TD	Rush	Rec	Ret	X2	Pts
5t)	McCoy, Buf. (RB)	4	3	1	0	0	24

WEEK 4 / THROUGH MONDAY, OCTOBER 3, 2016**NFL / LEADING SCORERS, KICKERS**

Rank	Player, Team	PAT	FG	Pct	Long	Pts
19t)	Carpenter, Buf.	9/10	6/ 8	.750	45	27

NFL / TOUCHBACKS ON KICKOFFS

Rank	Player, Team	TB
30)	Gay, Buf.	5
31t)	Carpenter, Buf.	4

NFL / MOST YARDS FROM SCRIMMAGE

Rank	Player, Team	Total		Rushing			Receiving			
		Yards	Att+Rec	Avg	Yards	Att	Avg	Yards	Rec	Avg
12)	McCoy, Buf. (RB)	384	84	4.6	297	67	4.4	87	17	5.1

NFL / LEADERS IN FIRST DOWNS

Rank	Player, Team	Rush	Rec	Tot
7t)	McCoy, Buf. (RB)	15	5	20

NFL / LEADING PUNTERS

Rank	Player, Team	No	Yards	Lg	Avg	TB	Blk	Dwn	OB	Opp Ret	In	Net
29)	Schmidt, Buf.	19	772	50	40.6	1	0	2	5	7	17	5 38.7

NFL / LEADING PUNTERS, NET AVERAGE

Rank	Player, Team	No	Yards	Lg	Avg	TB	Blk	Dwn	OB	Opp Ret	In	Net
24)	Schmidt, Buf.	19	772	50	40.6	1	0	2	5	7	17	5 38.7

NFL / PUNT RETURN LEADERS

Rank	Player, Team	Ret	FC	Yards	Avg	Long	TD
9)	Tate, Buf.	7	3	86	12.3	31	0

NFL / KICKOFF RETURN LEADERS

Rank	Player, Team	Ret	Yards	Avg	Long	TD
6)	Tate, Buf.	6	145	24.2	45	0

WEEK 4 / THROUGH MONDAY, OCTOBER 3, 2016**NFL / LEADERS IN INTERCEPTIONS**

Rank	Player, Team	Int	Yards	Avg	Long	TD
4t)	Gilmore, Buf.	2	48	24.0	34	0

WEEK 4 / THROUGH MONDAY, OCTOBER 3, 2016**NFL / LEADERS IN SACKS**

Rank	Player, Team	Sacks
3t)	Alexander, Buf. (LB)	4.0
3t)	Hughes, Buf. (LB)	4.0

WEEK 4 / THROUGH MONDAY, OCTOBER 3, 2016**NFL / FUMBLE RECOVERIES**

Rank	Player, Team	TotRec	OffRec	DefRec
1t)	P. Brown, Buf.	2	0	2

WEEK 4 / THROUGH MONDAY, OCTOBER 3, 2016**NFL / OFFENSIVE FUMBLE RECOVERIES**

Rank	Player, Team	Ret	Yards	Avg	Long	TD
14t)	Manuel, Buf.	1	0	0.0	0	0
14t)	Mills, Buf.	1	0	0.0	0	0
14t)	Taylor, Buf.	1	0	0.0	0	0

WEEK 4 / THROUGH MONDAY, OCTOBER 3, 2016**NFL / DEFENSIVE FUMBLE RECOVERIES**

Rank	Player, Team	Ret	Yards	Avg	Long	TD
1t)	P. Brown, Buf.	2	0	0.0	0	0
6t)	A. Williams, Buf.	1	53	53.0	53t	1
6t)	Robey, Buf.	1	36	36.0	36t	1

Team/Offense Rank (Within League)

BUF
28 TYds/G
22 TYds/P
7 RYds/G
5 RshAvg
31 PsYd/G
24 PasAvg
14 %HdInt
20 Sac/PP
29 1D/Gm
26t 3D Eff
5t 4D Eff
11 PR Avg
25 KR Avg
30 GPntAv
24 NPntAv
17 Pts/Gm
23t FG%

Opponent/Defense Rank (Within League)

BUF
17 TYds/G
13 TYds/P
13 RYds/G
7 RshAvg
17 PsYd/G
17 PasAvg
13 %HdInt
6 Sac/PP
19t 1D/Gm
10 3D Eff
11 4D Eff
1 PR Avg
11 KR Avg
5 GPntAv
7 NPntAv
6 Pts/Gm
16t FG%

BILLS POST-GAME NOTES

Sun., Oct. 2, 2016
Bills (2-2) at Patriots (3-1)



16



0

BILLS ESTABLISH FIRST WINNING STREAK OF 2016 – Today’s win enabled the Bills to improve to 2-2 on the season and gave the club its first winning streak since ending the 2015 campaign with two straight victories ... Buffalo has won 2 of last 4 games in series vs. New England and are now 43-68-1 all-time vs. Patriots in regular season play ... Bills have also won 2 of last 3 games played at Gillette Stadium, accounting for the only 2 home losses by the Patriots in their last 23 home games against AFC East teams (incl. playoffs) ... Buffalo also snapped its 5-game road losing streak, recording the team’s first road win since a 22-17 victory at N.Y.J., 11/12/15.

BLANKING THE PATS AT GILLETTE – The shutout was the 23rd in Bills history and the team’s first since a 19-0 win vs. Mia., 12/22/13 ... the shutout is the first by Buffalo in a road game since a 42-0 win at Cle., 11/4/90 ... the Patriots absorbed their first shutout ever at Gillette Stadium; they last were shut out 12/10/06 at Mia. (21-0) and last were blanked in a home game on 11/28/93 vs N.Y.J. (6-0).

25 LeSEAN McCOY

RB, 8TH YEAR (2ND WITH BILLS), PITTSBURGH

RUSHING	ATT	YDS	TD
Today	19	70	0
Season	67	297	3
Career	1,731	7,984	50
With Bills	270	1,192	6

RECEIVING	REC	YDS	TD
Today	6	38	1
Season	17	87	1
Career	349	2,661	13
With Bills	49	379	3

- Opened scoring with 7-yd. TD reception ... has scored 63 overall TDs in NFL career, 50 via rush, 13 via rec. ... Is one of 3 active NFL players with 50+ rush TDs and 10+ rec. TDs, along with Frank Gore (72 rush, 13 rec., incl. 1 today via rush for Ind. at Jax./London) and Arian Foster (54 rush, 14 rec., inactive Thu. for Mia. at Cin.) ... watch Matt Forte (48 rush, 19 rec., none today for N.Y.J. vs. Sea.)
- Is one of 144 players in NFL history with 63+ TDs, but is one of only 3 active players with 60+ career TDs along with 7,500 rushing yds. and 2,500 rec. yds., along with Frank Gore (86 TD, 12,293 rush yds., 3,216 rec. yds., incl. today’s game for Ind. at Jax./London) and Matt Forte (67 TD, 8,890 rush yds., 4,199 rec. yds., incl. today’s game for N.Y.J. vs. Sea.)
- Along with TD rush last week vs. Ari., has TDs in back-to-back games for first time since games 10-11, 2015 ... streak is 10th of career
- Has TDs in 3 of first 4 games this season ... Has scored TDs in 8 of last 14 games played and in 5 of last 9 contests
- Last caught TD pass 11/29/15 at K.C. (10-yd. pass from Tyrod Taylor)
- McCoy’s teams are 31-18 when scoring TD (9-3 with 2, 2-0 with 3)
- Game-high 70 rush yds. ... raised career rushing yd. total to 7,984 ... figure now ranks 51st on league’s all-time chart ... today moved past James Brooks (7,962) and Garrison Hearst (7,966) ... within 100 or less of #50 DeAngelo Williams (8,011, playing tonight for Pit. vs. K.C.), #49 Stephen Davis (8,052), #48 Freeman McNeil (8,074), and #47 Larry Csonka (8,081)
- Has averaged 4.415 yds. per rush att. with Bills, the 4th highest in team history (min. 200 att.), trailing only C.J. Spiller (4.97), O.J. Simpson (4.80), and Cookie Gilchrist (4.52) ... Fred Jackson (4.414) ranks 5th
- Season-high 6 rec. are most since recording 6 at N.E., 11/23/15 ... 38 rec. yds. are also season-high and most since 41 at N.E., 11/23/15 ... has rec. in 18 of last 19 games (was held without rec. 12/6/15 vs. Hou.) ... has rec. in 98 of 106 career games
- 108 scrimmage yds. today (70 rush + 38 rec.) ... 57th career game with 100+ scrimmage yds. and 2nd in row (had 116 last week vs. Ari.) ... has 100+ scrimmage yds. in 9 of last 12 games played ... back-to-back games with 100+ scrimmage yds. for first time since 7-game streak in games 7-13, 2015, which was also last streak by any Bill ... streak is 11th of career
- Remains 4th among active NFL players with 57 career games with 100+ scrimmage yds., trailing only Adrian Peterson (70), Matt Forte (68), and Frank Gore (67) ... McCoy’s teams are 33-24 when he gains 100+ yds. from scrimmage
- Career scrimmage yardage total now stands at 10,645 (7,984 rush + 2,661 rec.) ... figure now ranks 85th on NFL all-time list ... today moved past Harold Jackson (10,553), Santana Moss (10,570), and Charley Taylor (10,598) ... within 150 or less of #84 Keyshawn Johnson (10,662), #83 Antonio Gates (10,679, playing 4:25 today for S.D. vs. N.O.), and #82 Bobby Mitchell (10,689)

57 LORENZO ALEXANDER

LB, 10TH YEAR (1ST WITH BILLS), CALIFORNIA

	SACKS	INT	FF	FR
Today	1.0	0	0	0
Season	4.0	0	2	0
Career	13.0	0	4*	2*

* –not incl. 1 FF & 1 FR on spec. teams

- Recorded sack in 3rd qtr. ... along with shared sack in season opener at Bal. strip-sack vs. N.Y.J., and 1.5 takedowns last week vs. Ari., has participated in takedown in 4 straight games, continuing 2nd streak of NFL career ... other streak occurred with Was. in games 13-14, 2009 (12/13 at Oak. & 12/21 vs. N.Y.G.) ... first Bill with 4-game sack streak since Mario Williams’ 3-game streak in games 4-7, 2014 ... first Bills LB with 4-game sack streak since Sam Rogers in games 8-11, 2000
- 1st Bill, since sacks became official statistic in 1982, to participate in sack in first 4 games of season ... Ben Williams recorded a sack in each of the first 5 games in 1980
- Now has 13.0 takedowns in career and is tied with Jerry Hughes for team high with 4.0 this season
- Alexander’s teams are 7-6 when he participates in sack (5-3 with Was., 0-1 with Ari., 2-2 with Bills) and 2-0 with a multi-sack performance (1-0 with Was., 1-0 with Bills)

5 TYROD TAYLOR							QB, 6 TH YEAR (2 ND WITH BILLS), VIRGINIA TECH
PASSING	ATT	COM	YDS	PCT	TD	INT	
Today	39	27	246	69.2	1	0	Official W-L record as NFL starting QB is now 9-8 (was not credited with start when he lined up at WR to begin 2015 opener vs. Ind.)
Season	116	74	773	63.8	4	2	Threw <u>7-yd. TD pass to LeSean McCoy</u> on Bills first drive to open scoring ... Has TD pass in 13 of 18 starts in NFL
Career	531	335	4,007	63.1	24	10	Has thrown <u>24 TD passes as Bill</u> , 11 th on club all-time (see list, left) ... with next TD pass, will tie Trent Edwards for 10 th and needs 3 to match #9 Rob Johnson (27)
With Bills	496	316	3,808	63.7	24	8	With TD on team's first drive today, Taylor has led Bills to points on opening drive in 6 of 17 official QB starts (5 TD, 1 FG)
RUSHING	ATT	YDS	TD				
Today	5	28	0				
Season	21	140	1				
Career	153	844	6				
With Bills	135	708	5				
BILLS RECORD BOOK							
MOST TOUCHDOWN PASSES, CAREER							
237 Jim Kelly 1986-96							
181 Joe Ferguson 1973-84							
80 Ryan Fitzpatrick 2009-12							
77 Jack Kemp 1962-69							
55 Drew Bledsoe 2002-04							
47 Doug Flutie 1998-2000							
35 Dennis Shaw 1970-73							
33 J.P. Losman 2004-08							
27 Rob Johnson 1998-2001							
25 Trent Edwards 2007-10							
24 Tyrod Taylor, 2015-16							
BILLS RECORD BOOK							
HIGHEST PASSER RATING, CAREER							
(min. 250 att.)							
96.6 Tyrod Taylor, 2015-16							
87.8 Kyle Orton, 2014							
85.5 Rob Johnson, 1998-2001							
84.4 Jim Kelly, 1986-96							
81.9 Frank Reich, 1985-94							
BILLS RECORD BOOK							
HIGHEST COMPLETION PCT., CAREER							
(min. 250 att.)							
64.21% Kyle Orton, 2014 (287-447)							
63.71% Tyrod Taylor, 2015 (316-496)							
60.93% Trent Edwards, 2007-10 (535-878)							
60.48% Rob Johnson, 1998-2001 (401-663)							
60.13% Jim Kelly, 1986-96 (2,874-4,780)							
<p>94.6 passer rating today ... Has 90+ rating in 8 of 14 career games with Bills with 20+ att. ... has 80+ rating in 10 of 14 Bills games with 20+ att.</p> <p>Career passer rating of 96.6 with Bills remains club record (min. 250 att.), ahead of 87.8 by Kyle Orton (see list, left)</p> <p>Had 8 consecutive completions in 1st qtr. ... streak is 3rd longest of career, behind 12 in a row vs. N.Y.G., 10/4/15 and 11 straight vs. Mia., 11/8/15</p> <p>39 pass att. and 27 completions are both 2nd highest outputs in career (had 42 att. & 28 comp. vs. N.Y.G., 10/4/15)</p> <p>Completed 69.2% of pass att. today, increasing career completion rate with Bills to 63.71% ... figure ranks 2nd on club chart (min. 250 att.), behind 64.21% by Kyle Orton (see list, left)</p> <p>246 passing yds. today are 2nd most this season (297 vs. N.Y.J. 9/15)</p> <p>Has averaged 7.67 yds. per att. as Bill, maintaining club career record (min. 250 att.) (2nd highest: 7.42 by Jim Kelly (4,780-35,467))</p> <p>Did not throw interception today, extending streak of att. without INT to 51 ... interception rate of 1.61% with Bills remains club career record (min. 250 att.), ahead of 2.24% by Kyle Orton (447-10)</p> <p>28 rushing yds. today ... 13th time as Bill with 20+ rushing yds. in game, 3rd in row (had 25 vs. N.Y.J. 9/15 and 76 vs. Ari. last week) ... 13 games with 20+ rush yds. rank 7th by QB on Bills all-time list, behind Doug Flutie (24), Jim Kelly (17), Joe Ferguson (16), Jack Kemp (15), Rob Johnson (15), and Ryan Fitzpatrick (15)</p> <p>5-of-6 for 51 yds. on TD drive ... 11-of-19 for 95 yds. on Bills' 3 FG drives</p>							

53 ZACH BROWN					LB, 5 TH YEAR (1 ST WITH BILLS), NORTH CAROLINA
	SACKS	INT	FF	FR	
Today	1.0	0	2	0	Career-high 18 total tackles ... 8 th time in NFL career with 10+ tackles, 3 rd in row (had then-career-high 14 vs. N.Y.J. 9/15 and 12 last week vs. Ari.) ... continues first career streak of 10-tackle performances ... ties career high with three 10-tackle games in one season (had 3 with Ten. in 2012)
Season	1.0	0	2	0	Longest 10-tackle streak by Bill since Corey Graham's 3-game streak in games 3-5, 2015 (12 at Mia. 9/27, 13 vs. N.Y.G. 10/4, and 10 at Ten. 10/11) ... first Bills LB with 3-game streak of double-digit tackle performances since Kiko Alonso in games 10-12, 2013 (10 at Pit. 11/10, 13 vs. N.Y.J. 11/18, and 13 vs. Atl. 12/1)
Career	11.0	6	4	3	Recorded 2 forced fumbles, one in 1 st qtr. on Julian Edelman rush and on 2 nd qtr. rush by Jacoby Brissett in red zone ... 1 st Bill with 2 FFs in game since Bacarri Rambo at N.Y.J., 11/12/15 (1 on defense, 1 on special teams) ... 1 st Bill with 2 FFs on defense since Jairus Byrd vs. N.E., 9/30/12
Now has 4 FFs in career ... today's were first since 9/29/13 with Ten. vs. N.Y.J.					
2 FFs are new personal season high (had 1 with Ten. in 2012 & '13)					
First fumble went out of bounds, enabling Patriots to retain ball ... 2 nd FF was recovered by Preston Brown, and Bills punted on ensuing drive					
Brown's teams are 2-1 when he forces a fumble					
Recorded sack in 4 th qtr. ... first sack since sharing takedown with Ten., at Hou., 11/1/15					
Brown's teams are 5-4 when he participates in sack (2-1 when involved in 2)					

85 CHARLES CLAY				TE, 6 TH YEAR (2 ND WITH BILLS), TULSA
RECEIVING	REC	YDS	TD	
Today	5	47	0	5 rec. tied personal season-high (5 vs. N.Y.J. 9/15) ... has rec. in 50 of last 51 games (was held without rec. last week vs. Ari. to snap career-long 49-game rec. streak)
Season	12	114	0	47 rec. yds. are most since 66 vs. Hou., 12/6/15
Career	224	2,451	17	2 rec. today resulted in a first down ... 117 of 224 career rec. (52.2%) have moved the chains ... 30 of 63 catches with Bills (47.6%) have resulted in a first down
With Bills	63	642	3	

2 DAN CARPENTER				K, 9 TH YEAR (4 TH WITH BILLS), MONTANA
SCORING	XP-ATT	FG-ATT	PTS	
Today	1-1	3-4	10	10 pts. today ... 39 th time in NFL career with 10+ pts., first since scoring 10 in 2015 finale vs. N.Y.J. (1/3/16)
Season	9-10	6-8	27	Raised career point total to 929 ... now ranks 68 th on NFL all-time scoring chart ... today moved past Lawrence Tynes (927) ... within 15 pts. or fewer of #67 Fuad Reveiz (931), #66 Terrell Owens (942), and #65 Chris Jacke (944)
Career	260-269	223-263	929	Has scored in all 52 games played with Bills ... streak is tied as 5 th longest in team history (see list, left)
With Bills	106-114	96-109	394	394 pts. in Bills career remains 7 th on club all-time list (see list, left) ... 26 behind #6 O.J. Simpson (420)
BILLS RECORD BOOK				
MOST CONSECUTIVE GAMES SCORING				
92	Scott Norwood,			Personal point streak extended to 86 games (scored in last 34 games with Mia., 2010-12)
	9/7/86 vs. N.Y.J.-12/22/91 vs. Det.			394 pts. in Bills career remains 7 th on club all-time list (see list, left) ... 26 behind #6 O.J. Simpson (420)
60	Steve Christie,			3-4 on FG today (successful from 34, 43, and 44 yds., missed from 47 yds.) ... 39 th game in NFL career with 3+ FG, first since kicking 3 in 2015 finale vs. N.Y.J. (1/3/16) ... Carpenter's teams are 28-11 when he kicks 3+ FG (Bills are 14-3)
	11/21/93 vs. Ind.-10/5/97 vs. Det.			223 FG in NFL now ranks 51 st on league all-time FG list ... today moved past Ray Wersching (222) ... within 5 or fewer of #50 Greg Davis (224) and #49 Mike Nugent (225, incl. 5 Thu. for Cin. vs. Mia.)
56	Rian Lindell,			96 FGs with Bills remain 4 th on team all-time FG list, 36 behind #3 Scott Norwood (133)
	9/14/09 at N.E.- 12/30/12 vs. N.Y.J.			<u>Bills all-time FG accuracy leader</u> (min. 50 att.) with success rate of 88.07% (96 of 109), ahead of #2 Rian Lindell (83.33%, 225 of 270)
54	Steve Christie,			1-1 on PAT kicks today ... 106 PAT kicks with Bills remain 5 th on club all-time chart ... 41 behind #4 John Leyboldt (147)
	10/20/97 at Ind.-11/26/00 at T.B.			
52	Rian Lindell,			
	11/21/04 vs. St.L.-12/9/07 vs. Mia.			
52	Dan Carpenter,			
	9/8/13 vs. N.E.- 10/2/16 at N.E.			
BILLS RECORD BOOK				
MOST POINTS, CAREER				
1,011	Steve Christie K 1992-2000			
980	Rian Lindell K 2003-12			
670	Scott Norwood K 1985-91			
522	Thurman Thomas RB 1988-99			
	Andre Reed WR 1985-99			
420	O.J. Simpson RB 1969-77			
394	Dan Carpenter K 2013-15			
369	John Leyboldt K 1971-76			
298	Eric Moulds WR 1996-2005			
260	Lee Evans WR 2004-10			

10 ROBERT WOODS				WR, 4 TH YEAR, USC
RECEIVING	NO	YDS	TD	
Today	7	89	0	7 rec. are most since 7 at Oak., 12/21/14 ... has rec. in 47 of 48 career games ... only game held without rec. was 11/8/15 vs. Mia.
Season	18	170	0	Along with 6 last week vs. Ari., has 6+ in back-to-back games for first time in career ... first Bill with such a streak since Bryce Brown in games 9-10, 2014 (6 vs. K.C. 11/9 and 7 at Mia. 11/13) ... first Bills WR with streak of 6+ rec. games since Stevie Johnson in games 7-8, 2013 (6 at Mia. 10/20 and 7 at N.O. 10/27)
Career	170	2,008	11	170 rec. in first 4 pro seasons are tied for 7 th on club all-time chart (see list, left)
BILLS RECORD BOOK				
MOST REC., FIRST 4 PRO SEASONS				
233	Lee Evans, 2004-07 (46/48/84/55)			89 rec. yds. are 3 rd most in career and most since 106 at Phi., 12/13/15
232	Peerless Price, 1999-2002 (31/52/55/94)			5 rec. today resulted in a first down ... 95 of 170 career NFL rec. (55.9%) have moved the chains, as have 54 of his last 94 (57.4%)
229	Andre Reed, 1985-88 (48/53/57/71)			
189	Thurman Thomas, 1988-92 (18/60/49/62)			
186	Jerry Butler, 1979-82 (48/57/55/26)			
181	Eric Moulds, 1996-99 (20/29/67/65)			
170	Stevie Johnson, 2008-12 (10/2/82/76)			
	Robert Woods, 2013-16 (40/65/47/18)			
162	Joe Cribbs, 1980-83 (52/40/13/57)			
159	Elbert Dubenion, 1960-63 (42/31/33/53)			

55 JERRY HUGHES					DE, 7 TH YEAR (4 TH WITH BILLS), TEXAS CHRISTIAN
	SACKS	INT	FF	FR	
Today	1.0	0	0	0	Recorded sack in 2 nd qtr.... Now has 34.0 takedowns in career, and is tied for team-high with 4.0 this season ... has sacks in 5 of last 9 games and in 3 of 4 games this season (had 2 sacks in opener at Bal. and one last week vs. Ari.) ... has takedown in back-to-back games for 4 th time in career, first streak since a 3-game stretch in games 5-7, 2014
Season	4.0	0	0	0	Now has 4.0 sacks in career vs. New England, tying Miami (4.0) for most of any opponent
Career	34.0	0	7	2	Takedown was his first against Patriots QB Jacoby Brissett ... now has takedowns against 22 different QBs and 16 NFL teams
With Bills	29.0	0	7	2	Hughes' teams are 14-13 (Bills are 11-11) when he participates in sack (4-5 with 2, all with Bills)

35 MIKE GILLISLEE				RB, 3 RD YEAR (2 ND WITH BILLS), FLORIDA
RUSHING	ATT	YDS	TD	
Today	6	30	0	6 rushing att. and 30 rush yds. are most since 24 carries and 28 yds. vs. N.Y.J., 1/3/16
Season	9	50	0	Has rushing attempts in back-to-back games for first time since 5-game streak in games 12-16, 2015
Career	62	338	3	Has rush att. in 8 of 12 career games
With Bills	56	317	3	1 rec., 13 yds. ... has rec. in 7 of last 9 games and in 3 of 4 contests this season
RECEIVING	NO	YDS	TD	
Today	1	13	0	
Season	3	27	1	
Career	9	56	1	
With Bills	9	56	1	

19 WALTER POWELL				WR, 2 ND YEAR (1 ST WITH BILLS), MURRAY STATE	
RECEIVING	NO	YDS	TD	👉	Career-high 4 rec. ... had first 3 rec. of career last week vs. Ari. ... has started first rec. streak of NFL career
Today	4	22	0	👉	2 of 4 rec. today resulted in first down ... 4 of 7 career rec. have moved the chains
Season	7	50	0		
Career	7	50	0		
84 NICK O'LEARY				TE, 1 ST YEAR, FLORIDA STATE	
RECEIVING	NO	YDS	TD	👉	Career-high 2 rec. ... had single catches 12/20/15 at Was. and last week vs. Ari.
Today	2	20	0	👉	3 of 4 career rec. have resulted in first downs
Season	3	48	0		
Career	4	85	0		
88 MARQUISE GOODWIN				WR, 4 TH YEAR, TEXAS	
RECEIVING	NO	YDS	TD	👉	1 rec. ... extended rec. streak to 3 games, continuing 2 nd rec. streak of career ... first streak, a 4-gamer, occurred as rookie in games 8-11, 2013
Today	1	12	0	👉	Today's rec. resulted in first down ... 20 of 24 career rec. (83.3%) have moved the chains
Season	4	130	1		
Career	24	479	4		
52 PRESTON BROWN				LB, 3 RD YEAR, LOUISVILLE	
	SACKS	INT	FF	FR	👉
Today	0.0	0	0	1	👉 Fumble recovery in 2 nd qtr., on Jacoby Brissett rush in red zone (forced by Zach Brown), was 4 th of career, 2 nd this season (had one in opener at Bal.)
Season	0.0	0	1	2	👉 Bills punted on ensuing drive, marking 2 nd time Bills did not convert a Brown FR into points (1 TD, 1 FG)
Career	0.0	3	2	4	👉 Bills are 2-2 with Brown FR
15 BRANDON TATE				WR, 8 TH YEAR (1 ST WITH BILLS), NORTH CAROLINA	
RUSHING	ATT	YDS	TD	👉	4-yd. rush in 3 rd qtr. is first rush since 9-yd. gain with Cin. vs. Car., 10/12/14
Today	1	4	0	👉	Returned 3 punts for 18 yds. ... has PR in 64 of last 84 NFL games
Season	1	4	0	👉	Has 161 PR in NFL career ... Needs 39 to become 41 st player in league history with 200+
Career	11	98	0	👉	Has 1,501 PR yds. in NFL career ... Needs 499 to become 38 th player in league history with 2,000+
PUNT RET.	NO	YDS	AVG	TD	👉
Today	3	18	6.0	0	👉 Did not return any kickoffs today ... has KOR in 79 of 102 career NFL games
Season	7	86	12.3	0	👉 Has 196 KOR in NFL career ... Needs 4 to become 39 th player in league history with 200+ ... ranks 4 th among active players on KOR list, trailing Darren Sproles (331, on bye this week for Phi.), Ted Ginn Jr. (293, incl. 2 today for Car. at Atl.), and Devin Hester (284, incl. 4 today for Bal. vs. Oak.)
Career	161	1,501	9.3	1	👉 Has 4,825 KOR yds. in NFL career ... Needs 175 to become 31 st player in league history with 5,000+ ... ranks 4 th among active players on KOR yardage list, trailing Darren Sproles (8,350, on bye this week for Phi.), Devin Hester (7,107, incl. 123 today for Bal. vs. Oak.), and Ted Ginn Jr. (6,699, incl. 65 today for Car. at Atl.)
KICKOFF RET.	NO	YDS	AVG	TD	👉
Today	0	0	0.0	0	
Season	6	145	24.2	0	
Career	196	4,825	24.6	2	
42 JEROME FELTON				FB, 9 TH YEAR (2 ND WITH BILLS), FURMAN	
RUSHING	ATT	YDS	TD	👉	2-yd. rush in 3 rd qtr. ... first rush since 2-yd. gain at Ten., 10/11/15
Today	1	2	0	👉	5-yd. rec. in 3 rd qtr. ... first rec. since 12-yd. gain at K.C., 11/29/15
Season	1	2	0		
Career	47	165	0		
RECEIVING	NO	YDS	TD		
Today	1	5	0		
Season	1	5	0		
Career	45	369	0		
6 COLTON SCHMIDT				P, 3 RD YEAR, CALIFORNIA-DAVIS	
PUNTING	NO	YDS	AVG	👉	Averaged 40.8 yds. per punt today, reducing career average to 44.18 ... figure remains 2 nd on club all-time average chart (see list, left)
Today	4	163	40.8	👉	187 career punts now rank 8 th on Bills all-time list ... today broke tie with Rusty Jackson (183) ... 66 behind #7 Spike Jones (253)
Season	19	772	40.6	👉	None of today's punts gave Patriots ball inside 20 ... has at least one "in-the-20" in 28 of 36 games of NFL career
Career	187	8,261	44.2	👉	58 of 187 career punts (31.0%) have pinned opponent inside their 20 ... remains 6 th on Bills career list for inside-the-20s, 7 behind #5 Greg Cater (65)
BILLS RECORD BOOK				👉	Longest punt today covered 48 yds. ... only 12 th time in 36-game NFL career without 50+ yd. punt in game ... also was held without 50-yd. punt 9/15 vs. N.Y.J. and last week vs. Ari.; 3-game streak without 50+ yd. kick is a career-long ... 3 rd career streak of games without 50-yd. kick (other streaks occurred in games 13-14, 2014 and games 14-15, 2015)
HIGHEST PUNTING AVERAGE, CAREER					
(min. 100 punts)					
44.73	Shawn Powell	2012-13	(100-4,473)	👉	
44.18	Colton Schmidt	2014-15	(187-8,261)	👉	
43.74	Brian Moorman	2001-13	(923-40,370)	👉	
42.12	Paul Maguire	1964-70	(552-23,249)	👉	
41.74	Marv Bateman	1974-77	(262-10,937)	👉	



LAST WEEK

Flip Card and Gamebook

Regular Season Game #4

**Buffalo Bills @ New England Patriots
Sunday, October 2, 2016**

PATRIOTS



NEW ENGLAND PATRIOTS VS. BUFFALO BILLS

Sunday, October 2, 2016 • 1:00 p.m. • Gillette Stadium



BILLS

#	NAME	POS
3	Stephen Gostkowski	K
6	Ryan Allen	P
7	Jacoby Brissett	QB
10	Jimmy Garoppolo	QB
11	Julian Edelman	WR
15	Chris Hogan	WR
18	Matthew Slater	WR
19	Malcolm Mitchell	WR
21	Malcolm Butler	CB
22	Justin Coleman	DB
23	Patrick Chung	DB
24	Cyrus Jones	CB
25	Eric Rowe	DB
26	Logan Ryan	CB
27	D.J. Foster	RB
28	James White	RB
29	LeGarrette Blount	RB
30	Duron Harmon	DB
31	Jonathan Jones	DB
32	Devin McCourty	DB
36	Brandon King	DB
37	Jordan Richards	DB
38	Brandon Bolden	RB
43	Nate Ebner	DB
46	James Develin	FB
49	Joe Cardona	LS
51	Barkevious Mingo	LB
52	Elandon Roberts	LB
54	Don'ta Hightower	LB
55	Jonathan Freeny	LB
58	Shea McClellin	LB
60	David Andrews	CB
61	Marcus Cannon	OL
62	Joe Thuney	OL
65	Jonathan Cooper	G
68	LaAdrian Waddle	OL
69	Shaq Mason	OL
71	Cameron Fleming	OL
75	Ted Karras	G
77	Nate Solder	T
80	Danny Amendola	WR
81	Clay Harbor	TE
86	AJ Derby	TE
87	Rob Gronkowski	TE
88	Martellus Bennett	TE
90	Malcolm Brown	DL
91	Jamie Collins	LB
93	Jabaal Sheard	DL
94	John Hughes	DL
95	Chris Long	DE
97	Alan Branch	DE
98	Trey Flowers	DE
99	Vincent Valentine	DT

PATRIOTS OFFENSE

WR:	15	Chris Hogan	80	Danny Amendola	18	Matthew Slater
LT:	77	Nate Solder	68	LaAdrian Waddle		
LG:	62	Joe Thuney	69	Shaq Mason		
C:	60	David Andrews	75	Ted Karras		
RG:	65	Jonathan Cooper	75	Ted Karras		
RT:	61	Marcus Cannon	71	Cameron Fleming		
TE:	87	Rob Gronkowski	88	Martellus Bennett	81	Clay Harbor
WR:	11	Julian Edelman	19	Malcolm Mitchell	86	AJ Derby
QB:	10	Jimmy Garoppolo	7	Jacoby Brissett		
RB:	28	James White	46	James Develin		
RB:	29	LeGarrette Blount	38	Brandon Bolden	27	D.J. Foster

PATRIOTS DEFENSE

LE:	95	Chris Long	98	Trey Flowers		
DT:	97	Alan Branch	94	John Hughes		
DT:	90	Malcolm Brown	99	Vincent Valentine		
RE:	93	Jabaal Sheard	98	Trey Flowers		
LB:	91	Jamie Collins	51	Barkevious Mingo		
LB:	54	Don'ta Hightower	52	Elandon Roberts		
LB:	55	Jonathan Freeny	58	Shea McClellin	25	Eric Rowe
RQB:	26	Logan Ryan	24	Cyrus Jones	31	Jonathan Jones
LCB:	21	Malcolm Butler	22	Justin Coleman	37	Jordan Richards
S:	23	Patrick Chung	30	Duron Harmon	36	Brandon King
S:	32	Devin McCourty	43	Nate Ebner		

BILLS DEFENSE

DT:	95	Kyle Williams	94	Jerel Worthy		
NT:	97	Corbin Bryant				
DE:	92	Adolphus Washington	91	Leger Douzable		
OLB:	55	Jerry Hughes	56	Larentee McCray		
WILL:	53	Zach Brown	50	Ramon Humber		
MIKE:	52	Preston Brown	51	Brandon Spikes		
OLB:	57	Lorenzo Alexander	21	Nickell Robey-Coleman	30	Corey White
CB:	28	Ronald Darby	27	Duke Williams	36	Jonathan Meeks
S:	23	Aaron Williams	26	Robert Blanton	33	Colt Anderson
S:	20	Corey Graham	29	Kevin Seymour		
CB:	24	Stephon Gilmore				

BILLS OFFENSE

WR:	14	Sammy Watkins	88	Marquise Goodwin	19	Walter Powell
LT:	77	Cordy Glenn	71	Cyrus Kouandjio		
LG:	64	Richie Incognito	61	Gabe Ikard		
C:	70	Eric Wood	67	Patrick Lewis		
RG:	76	John Miller	72	Ryan Groy		
RT:	79	Jordan Mills	74	Michael Ola		
TE:	85	Charles Clay	82	Jim Dray	84	Nick O'Leary
QB:	5	Tyrod Taylor	3	EJ Manuel	7	Cardale Jones
FB:	42	Jerome Felton				
RB:	25	LeSean McCoy	35	Mike Gillislee	22	Reggie Bush
WR:	10	Robert Woods	11	Greg Salas	31	Jonathan Williams
					15	Brandon Tate

PATRIOTS SPECIALISTS

K:	3	Stephen Gostkowski				
P:	6	Ryan Allen				
H:	6	Ryan Allen				
PR:	80	Danny Amendola	24	Cyrus Jones	11	Julian Edelman
KR:	80	Danny Amendola	18	Matthew Slater		
LS:	49	Joe Cardona				

BILLS SPECIALISTS

K:	2	Dan Carpenter				
KO:	2	Dan Carpenter				
P:	6	Colton Schmidt				
KOR:	15	Brandon Tate	22	Reggie Bush	19	Walter Powell
PR:	15	Brandon Tate	22	Reggie Bush	19	Walter Powell
LS:	65	Garrison Sanborn				
H:	6	Colton Schmidt				

PATRIOTS PRONUNCIATIONS

Danny Amendola	am-men-DOLE-uh
LeGarrette Blount	LUH-gare-et BLUUNT
Jacoby Brissett	briss-ETTE
Joe Cardona	car-DOAN-ah
Stephon Gostkowski	gost-COW-ski
Don'ta Hightower	don-TAY
Ted Karras	CARE-us
Barkevious Mingo	bar-KEY-vee-us
Jabaal Sheard	juh-BALL SHEERD
Joe Thuney	juh-TOO-nee

TODAY'S OFFICIALS

Referee	Pete Morelli (135)
Umpire	Bryan Neale (92)
Head Linesman	Steve Stelljes (22)
Line Judge	Carl Johnson (101)

Field Judge	Doug Rosenbaum (67)
Side Judge	Boris Cheek (41)
Back Judge	Greg Steed (12)
Replay Official	Tommy Moore

BILLS PRONUNCIATIONS

Leger Douzable	Leh-jel DOO-zah-bull
Mike Gillislee	gill-is-LEE
Stephon Gilmore	steph-AHN
Gabe Ikard	EYE-kurd
Cyrus Kouandjio	KWAN-jo
Larentee McCray	LUH-RENT-ey
Kevin Seymour	KEY-von
Jerel Worthy	juh-RELL



NOTE: Rookies are underlined.
Today's game is presented by

NEW ENGLAND PATRIOTS

#	NAME	POS	HT	WT	AGE	YR	COLLEGE
6	Allen, Ryan	P	6-1	215	32	11	Memphis
80	Amendola, Danny	WR	6-2	220	26	4	Louisiana Tech
88	Bennett, Martellus	TE	6-4	235	22	R	North Carolina State
29	Blount, LeGarrette	RB	5-10	225	24	3	Eastern Illinois
38	Bolden, Brandon	RB	6-2	200	30	8	Kent State
97	Branch, Alan	DL	6-1	210	27	4	Monmouth
7	Brissett, Jacoby	QB	6-1	205	31	9	UCLA
90	Brown, Malcolm	DL	6-0	200	23	R	Georgia
21	Butler, Malcolm	DL	5-11	190	26	3	West Alabama
61	Cannon, Marcus	OL	6-0	195	25	4	Tennessee
49	Cardona, Joe	LS	5-11	215	29	8	Oregon
23	Chung, Patrick	S	6-0	200	22	R	Alabama
26	Coleman, Justin	DB	6-1	205	23	2	Utah
91	Collins, Jamie	LB	5-11	195	25	4	Rutgers
65	Cooper, Jonathan	G	6-0	205	24	3	Wisconsin
86	Derby, AJ	TE	6-0	250	29	7	Oregon
46	Develin, James	FB	5-10	190	23	R	Auburn
43	Ebner, Nate	DB	5-10	195	29	7	Rutgers
11	Edelman, Julian	WR	5-11	210	23	2	Stanford
71	Fleming, Cameron	OL	6-0	220	26	5	Mississippi
98	Flowers, Trey	DL	6-0	220	27	5	Ohio State
27	Foster, D.J.	RB	6-3	255	28	4	Brown
55	Freemy, Jonathan	LB	6-4	245	24	2	Navy
10	Garoppolo, Jimmy	QB	6-4	240	25	4	Louisiana State
87	Gostkowski, Stephen	K	6-0	235	22	R	Houston
81	Harbor, Clay	TE	6-2	310	26	4	Alabama
30	Harmon, Duron	DB	6-3	250	27	5	Rutgers
54	Hightower, Dont'a	LB	6-3	295	24	2	Georgia
15	Hogan, Chris	WR	6-6	305	28	6	Texas Christian
94	Hughes, John	DL	6-6	315	25	4	Texas Tech
24	Jones, Cyrus	CB	6-1	310	23	2	Georgia Tech
31	Jones, Jonathan	DB	6-6	320	24	3	Stanford
75	Karras, Ted	G	6-4	305	23	R	Illinois
36	King, Brandon	DB	5-11	190	30	8	Colorado
95	Long, Chris	DE	6-3	240	29	7	Texas Tech
69	Mason, Shaq	OL	6-5	255	25	2	Arkansas
58	McClellin, Shea	LB	6-6	265	27	7	Arizona
32	McCourty, Devin	DB	6-6	275	29	9	Texas A&M
51	Mingo, Barkevious	LB	6-2	320	22	2	Texas
19	Mitchell, Malcolm	WR	6-3	250	26	4	Southern Mississippi
37	Richards, Jordan	DB	6-2	320	27	6	Pittsburgh
52	Roberts, Elandon	LB	6-3	270	31	9	Cincinnati
25	Rowe, Eric	DB	6-2	350	31	10	Michigan
26	Ryan, Logan	CB	6-2	265	23	2	Arkansas
93	Sheard, Jabaal	DL	6-3	320	22	R	Nebraska
18	Slater, Matthew	WR					
77	Solder, Nate	T					
62	Thuney, Joe	OL					
99	Valentine, Vincent	DL					
68	Waddle, LaAdrian	OL					
28	White, James	RB					

HEAD COACH: BILL BELLICK

ASSISTANTS: Steve Belichick (Safetyes), Josh Boyer (Cornerbacks), Moses Cabrerera (Head Strength and Conditioning), Brian Daboll (Tight Ends), Brendan Daly (Defensive Line), Ivan Fears (Running Backs), Brian Flores (Linebackers), James Hardy (Assistant Strength and Conditioning), Joe Judge (Special Teams), Josh McDaniels (Offensive Coordinator/Quarterbacks), Chad O'Shea (Receivers), Matt Patricia (Defensive Coordinator), Dante Scarnecchia (Offensive Line), Jerry Schuplinis (Assistant Quarterbacks), Ray Ventrone (Asst. Special Teams).

BUFFALO BILLS

#	NAME	POS	HT	WT	AGE	YR	COLLEGE
2	Dan Carpenter	K	6-2	227	30	9	Montana
3	EJ Manuel	QB	6-4	238	26	4	Florida State
5	Tyrod Taylor	QB	6-1	215	27	6	Virginia Tech
6	Colton Schmidt	P	5-11	224	25	3	California-Davis
7	Cardale Jones	QB	6-5	250	24	R	Ohio State
10	Robert Woods	WR	6-0	190	24	4	Southern California
11	Greg Salas	WR	6-2	210	28	5	Hawaii
14	Sammy Watkins	WR	6-1	195	23	3	Clemson
15	Brandon Tate	WR	6-1	195	28	8	North Carolina
19	Walter Powell	WR	6-0	189	24	2	Murray State
20	Corey Graham	S	6-0	196	31	10	New Hampshire
21	Nickell Robey-Coleman	CB	5-8	165	24	4	Southern California
22	Reggie Bush	RB	6-0	205	31	11	Southern California
23	Aaron Williams	S	6-0	199	26	6	Texas
24	Stephon Gilmore	CB	6-1	190	26	5	South Carolina
25	LeSean McCoy	RB	5-11	208	28	8	Pittsburgh
26	Robert Blanton	S	6-1	200	27	5	Notre Dame
27	Duke Williams	S	5-11	201	25	4	Nevada
28	Ronald Darby	CB	5-11	193	22	2	Florida State
29	Kevin Seymour	CB	6-0	185	22	R	Southern California
30	Corey White	CB	6-0	223	22	R	Arkansas
31	Jonathan Williams	RB	6-0	223	22	R	Arkansas
33	Colt Anderson	S	5-10	195	30	7	Montana
35	Mike Gillislee	RB	5-11	219	25	3	Florida
36	Jonathan Meeks	S	6-0	209	26	4	Clemson
42	Jerome Felton	FB	6-0	248	30	9	Furman
50	Ramon Humber	LB	5-11	232	29	8	North Dakota State
51	Brandon Spikes	LB	6-2	255	29	6	Florida
52	Preston Brown	LB	6-1	251	23	3	Louisville
53	Zach Brown	LB	6-1	248	26	5	North Carolina
55	Jerry Hughes	LB	6-2	254	28	7	Texas Christian
56	Lerentee McCoy	LB	6-3	245	26	4	Florida
57	Lorenzo Alexander	LB	6-1	249	33	10	California
61	Gabe Ikard	G	6-4	304	26	3	Oklahoma
64	Richie Incognito	G	6-3	319	33	10	Nebraska
65	Garrison Sanborn	LS	6-1	240	31	8	Florida State
67	Patrick Lewis	C	6-1	311	25	4	Texas A&M
70	Eric Wood	C	6-4	310	30	8	Louisville
71	Cyrus Kouandjio	T	6-7	322	23	3	Alabama
72	Ryan Gray	G	6-5	320	25	3	Wisconsin
74	Michael Ols	T	6-5	312	28	3	Hampton
76	John Miller	G	6-2	303	23	2	Louisville
77	Cordy Glenn	T	6-6	345	27	5	Georgia
79	Jordan Mills	T	6-5	316	25	4	Louisiana Tech
82	Jim Dray	TE	6-5	255	29	7	Stanford
84	Nick O'Leary	TE	6-3	252	24	1	Florida State
85	Charles Clay	WR	5-9	179	25	4	Texas
88	Marques Goodwin	WR	5-9	179	25	4	Texas
91	Leger Douzable	DE	6-4	284	30	7	Central Florida
92	Adolphus Washington	DT	6-4	295	22	3	Ohio State
94	Jerel Worthy	DE	6-2	308	26	3	Michigan State
95	Kyle Williams	DT	6-1	303	33	11	LSU
97	Corbin Bryant	DT	6-4	300	28	4	Northwestern

HEAD COACH: REX RYAN

Assistant Head Coach/Defense: Rob Ryan
Coordinators: Danny Crossman (Special Teams), Anthony Lynn (Offense), Dennis Thurman (Defense).
Assistants: Bobby April III (Linebackers), John Blake (Defensive Line), Eric Ciano (Head Strength and Conditioning), Mike Giuliani (Coaching Assistant), Aaron Kromer (Offensive Line), Zak Kromer (Coaching Assistant), Sanjay Lal (Wide Receivers), David Lee (Quarterbacks), Dan Liburd (Strength and Conditioning Assistant), Mark Loecher (Strength and Conditioning Assistant), Hal Luther (Assistant Strength and Conditioning), D'Anton Lynn (Defensive Assistant), Tim McDonald (Defensive Backs), Pat Meyer (Offensive Assistant), Jason Oszvart (Strength and Conditioning Assistant), Chris Palmer (Senior Offensive Assistant), Jason Rebrovich (Defensive Line), Ed Reed (Assistant Defensive Backs), Eric Smith (Special Teams Assistant), Kathryn Smith (Quality Control-Special Teams), Tony Sparano (Tight Ends), Jason Vrable (Assistant Quarterbacks), Jeff Weeks (Outside Linebackers).

National Football League Game Summary

NFL Copyright © 2016 by The National Football League. All rights reserved. This summary and play-by-play is for the express purpose of assisting media in their coverage of the game; any other use of this material is prohibited without the written permission of the National Football League. Updated: 10/3/2016

Date: Sunday, 10/2/2016

Buffalo Bills at New England Patriots
at Gillette Stadium, Foxborough, Ma

Start Time: 1:02 PM EDT

Game Day Weather

Game Weather: Cloudy
Played Outdoor on Turf: Field Turf

Temp: 56° F (13.3° C) Humidity: 91%, Wind: NNE 7 mph

Officials

Referee: Morelli, Peter (135)	Umpire: Neale, Bryan (92)	Head Linesman: Stelljes, Steve (22)
Line Judge: Johnson, Carl (101)	Side Judge: Cheek, Boris (41)	Field Judge: Rosenbaum, Doug (67)
Back Judge: Steed, Gregory (12)	Replay Official: Moore, Tommy (0)	

Lineups

Buffalo Bills			New England Patriots				
Offense		Defense	Offense		Defense		
WR 88	M.Goodwin	DT 95	K.Williams	WR 15	C.Hogan	LE 95	C.Long
LT 77	C.Glenn	NT 97	C.Bryant	LT 77	N.Solder	DT 97	A.Branch
LG 64	R.Incognito	DE 92	A.Washington	LG 62	J.Thuney	DT 90	M.Brown
C 70	E.Wood	OLB 55	J.Hughes	C 60	D.Andrews	RE 93	J.Sheard
RG 76	J.Miller	WILL 53	Z.Brown	RG 69	S.Mason	LB 91	J.Collins
RT 79	J.Mills	MIKE 52	P.Brown	RT 61	M.Cannon	LB 55	J.Freeny
TE 85	C.Clay	OLB 57	L.Alexander	TE 88	M.Bennett	LB 54	D.Hightower
QB 5	T.Taylor	CB 28	R.Darby	WR 11	J.Edelman	RCB 26	L.Ryan
RB 25	L.McCoy	S 23	A.Williams	QB 7	J.Brissett	LCB 21	M.Butler
TE 84	N.O'Leary	S 20	C.Graham	RB 29	L.Blount	S 23	P.Chung
WR 10	R.Woods	CB 24	S.Gilmore	WR 80	D.Amendola	S 32	D.McCourty

Substitutions

K 2 D.Carpenter, P 6 C.Schmidt, WR 15 B.Tate, WR 19 W.Powell, CB 21 N.Robey-Coleman, S 26 R.Blanton, S 27 D.Williams, CB 29 K.Seymour, CB 30 C.White, S 33 C.Anderson, RB 35 M.Gillislee, S 36 J.Meeks, FB 42 J.Felton, LB 50 R.Humber, LB 51 B.Spikes, LB 56 L.McCray, LS 65 G.Sanborn, G 72 R.Groy, T 74 M.Ola, TE 82 J.Dray, DE 91 L.Douzable, DE 94 J.Worthy

Substitutions

K 3 S.Gostkowski, P 6 R.Allen, WR 18 M.Slater, WR 19 M.Mitchell, DB 22 J.Coleman, DB 24 C.Jones, RB 28 J.White, DB 30 D.Harmon, DB 31 J.Jones, DB 36 B.King, DB 37 J.Richards, RB 38 B.Bolden, DB 43 N.Ebner, FB 46 J.Develin, LS 49 J.Cardona, LB 51 B.Mingo, LB 58 S.McClellin, OL 71 C.Fleming, G 75 T.Karras, TE 81 C.Harbor, TE 86 A.Derby, TE 87 R.Gronkowski, DL 98 T.Flowers, DT 99 V.Valentine

Did Not Play

QB 3 E.Manuel, RB 31 J.Williams

Did Not Play

Not Active

QB 7 Ca.Jones, WR 11 G.Salas, WR 17 J.Hunter, RB 22 R.Bush, C 61 G.Ikard, C 67 P.Lewis, T 71 C.Kouandjio

Not Active

QB 10 J.Garoppolo, DB 25 E.Rowe, RB 27 D.Foster, LB 52 E.Roberts, G 65 J.Cooper, OL 68 L.Waddle, TE 83 G.Scruggs

Field Goals (made () & missed)

D.Carpenter		(34) (43) 47LU (44)	S.Gostkowski		48WR			
			1	2	3	4	OT	Total
VISITOR:	Buffalo Bills		7	6	3	0	0	16
HOME:	New England Patriots		0	0	0	0	0	0

Scoring Plays

Team	Qtr	Time	Play Description (Extra Point) (Drive Info)	Visitor	Home
Bills	1	5:31	L.McCoy 7 yd. pass from T.Taylor (D.Carpenter kick) (12-65, 7:11)	7	0
Bills	2	14:49	D.Carpenter 34 yd. Field Goal (10-52, 3:58)	10	0
Bills	2	7:46	D.Carpenter 43 yd. Field Goal (12-71, 4:40)	13	0
Bills	3	0:28	D.Carpenter 44 yd. Field Goal (11-44, 4:27)	16	0

Paid Attendance: 66,829

Time: 2:50

Final Team Statistics

	Visitor Bills	Home Patriots
TOTAL FIRST DOWNS	24	13
By Rushing	7	3
By Passing	15	10
By Penalty	2	0
THIRD DOWN EFFICIENCY	7-15-47%	1-12-8%
FOURTH DOWN EFFICIENCY	0-0-0%	2-3-67%
TOTAL NET YARDS	378	277
Total Offensive Plays (inc. times thrown passing)	73	52
Average gain per offensive play	5.2	5.3
NET YARDS RUSHING	134	90
Total Rushing Plays	32	22
Average gain per rushing play	4.2	4.1
Tackles for a loss-number and yards	3-7	4-6
NET YARDS PASSING	244	187
Times thrown - yards lost attempting to pass	2-2	3-18
Gross yards passing	246	205
PASS ATTEMPTS-COMPLETIONS-HAD INTERCEPTED	39-27-0	27-17-0
Avg gain per pass play (inc.# thrown passing)	6.0	6.2
KICKOFFS Number-In End Zone-Touchbacks	5-5-3	1-1-1
PUNTS Number and Average	4-40.8	6-52.2
Had Blocked	0	0
FGs - PATs Had Blocked	0-0	0-0
Net Punting Average	39.8	49.2
TOTAL RETURN YARDAGE (Not Including Kickoffs)	18	4
No. and Yards Punt Returns	3-18	4-4
No. and Yards Kickoff Returns	0-0	2-30
No. and Yards Interception Returns	0-0	0-0
PENALTIES Number and Yards	6-60	9-74
FUMBLES Number and Lost	0-0	5-1
TOUCHDOWNS	1	0
Rushing	0	0
Passing	1	0
EXTRA POINTS Made-Attempts	1-1	0-0
Kicking Made-Attempts	1-1	0-0
FIELD GOALS Made-Attempts	3-4	0-1
RED ZONE EFFICIENCY	1-2-50%	0-1-0%
GOAL TO GO EFFICIENCY	1-1-100%	0-0-0%
SAFETIES	0	0
FINAL SCORE	16	0
TIME OF POSSESSION	36:11	23:49

Ball Possession And Drive Chart

Buffalo Bills

#	Time Recd	Time Lost	Time Poss	How Ball Obtained	Drive Began	# Play	Yds Gain	Yds Pen	Net Yds	1st Down	Last Scrm	How Given Up
1	12:42	5:31	7:11	Punt	BUF 35	12	75	-10	65	5	* NE 7	Touchdown
2	3:47	14:49	3:58	Punt	BUF 32	10	67	-15	52	4	* NE 16	Field Goal
3	12:26	7:46	4:40	Punt	BUF 5	12	66	5	71	5	NE 24	Field Goal
4	5:00	1:00	4:00	Fumble	BUF 9	8	43	-10	33	2	BUF 42	Punt
5	15:00	14:07	0:53	Kickoff	BUF 25	3	2	0	2	0	BUF 27	Punt
6	10:27	7:15	3:12	Missed FG	BUF 38	8	33	0	33	2	NE 29	Missed FG
7	4:55	0:28	4:27	Punt	BUF 30	11	29	15	44	3	NE 26	Field Goal
8	13:03	7:02	6:01	Punt	BUF 15	8	46	-20	26	2	BUF 41	Punt
9	2:46	0:57	1:49	Downs	BUF 21	5	17	0	17	1	BUF 38	Punt

(210) Average BUF 23

New England Patriots

#	Time Recd	Time Lost	Time Poss	How Ball Obtained	Drive Began	# Play	Yds Gain	Yds Pen	Net Yds	1st Down	Last Scrm	How Given Up
1	15:00	12:42	2:18	Kickoff	NE 9	3	13	-4	9	0	NE 18	Punt
2	5:31	3:47	1:44	Kickoff	NE 14	3	7	0	7	0	NE 21	Punt
3	14:49	12:26	2:23	Kickoff	NE 25	4	14	-5	9	1	NE 34	Punt
4	7:46	5:00	2:46	Kickoff	NE 25	4	75	-10	65	1	* BUF 18	Fumble
5	1:00	0:00	1:00	Punt	NE 20	3	-11	0	-11	0	NE 9	Punt
6	14:07	10:27	3:40	Punt	NE 24	11	46	0	46	3	BUF 30	Missed FG
7	7:15	4:55	2:20	Missed FG	NE 37	4	22	-20	2	1	NE 39	Punt
8	0:28	13:03	2:25	Kickoff	NE 25	6	9	-5	4	1	NE 29	Punt
9	7:02	2:46	4:16	Punt	NE 24	12	65	-10	55	4	BUF 21	Downs
10	0:57	0:00	0:57	Punt	NE 26	3	37	0	37	2	BUF 44	End of Game

(229) Average NE 23

* inside opponent's 20

Time of Possession by Quarter		1st	2nd	3rd	4th	OT	Total
Visitor	Buffalo Bills	10:58	8:51	8:32	7:50		36:11
Home	New England Patriots	4:02	6:09	6:28	7:10		23:49
Kickoff Drive No.-Start Average		Bills: 1 - BUF 25		Patriots: 5 - NE 20			

Final Defensive Statistics

Buffalo Bills	Regular Defensive Plays											Special Teams					Misc			
	TKL	AST	COMB	SK	/ YDS	TFL	Q	IN	PD	FF	FR	TKL	AST	FF	FR	BL	TKL	AST	FF	FR
Z.Brown	13	5	18	1	4	3	2	0	0	2	0	0	0	0	0	0	0	0	0	0
P.Brown	3	4	7	0	0	0	0	0	0	0	1	0	1	0	0	0	0	0	0	0
L.Alexander	3	1	4	1	0	0	1	0	0	0	0	1	1	0	0	0	0	0	0	0
J.Hughes	2	1	3	1	14	1	2	0	0	0	0	0	0	0	0	0	0	0	0	0
R.Darby	2	1	3	0	0	0	0	0	1	0	0	0	0	0	0	0	0	0	0	0
K.Williams	0	3	3	0	0	0	0	0	0	0	0	0	0	0	0	0	0	0	0	0
A.Williams	2	0	2	0	0	0	0	0	3	0	0	0	0	0	0	0	0	0	0	0
N.Robey-Coleman	2	0	2	0	0	1	0	0	0	0	0	0	0	0	0	0	0	0	0	0
C.Graham	1	1	2	0	0	0	0	0	0	0	0	0	0	0	0	0	0	0	0	0
L.Douzable	0	2	2	0	0	0	1	0	0	0	0	0	0	0	0	0	0	0	0	0
C.Bryant	0	2	2	0	0	0	0	0	0	0	0	0	0	0	0	0	0	0	0	0
R.Blanton	1	0	1	0	0	0	0	0	0	0	0	1	0	0	0	0	0	0	0	0
K.Seymour	1	0	1	0	0	0	0	0	0	0	0	0	0	0	0	0	0	0	0	0
S.Gilmore	1	0	1	0	0	0	0	0	0	0	0	0	0	0	0	0	0	0	0	0
C.White	0	0	0	0	0	0	0	0	0	0	0	1	0	0	0	0	0	0	0	0
G.Sanborn	0	0	0	0	0	0	0	0	0	0	0	0	1	0	0	0	0	0	0	0
R.Humber	0	0	0	0	0	0	0	0	0	0	0	0	1	0	0	0	0	0	0	0
Total	31	20	51	3	18	5	6	0	4	2	1	3	4	0	0	0	0	0	0	0

TKL = Tackle AST = Assist COMB = Combined QH=QB Hit IN = Interception PD = Pass Defense FF = Forced Fumble FR = Fumble Recovery

New England Patriots	Regular Defensive Plays											Special Teams					Misc			
	TKL	AST	COMB	SK	/ YDS	TFL	QH	IN	PD	FF	FR	TKL	AST	FF	FR	BL	TKL	AST	FF	FR
L.Ryan	14	3	17	0	0	1	0	0	0	0	0	0	0	0	0	0	0	0	0	0
D.Hightower	3	5	8	0	0	0	1	0	1	0	0	0	0	0	0	0	0	0	0	0
D.McCourty	7	0	7	0	0	0	0	0	0	0	0	0	0	0	0	0	0	0	0	0
J.Collins	2	4	6	0	0	0	0	0	0	0	0	0	0	0	0	0	0	0	0	0
A.Branch	4	1	5	1	0	1	1	0	0	0	0	0	0	0	0	0	0	0	0	0
P.Chung	1	4	5	0	0	0	0	0	0	0	0	0	0	0	0	0	0	0	0	0
C.Long	2	2	4	0	0	0	0	0	0	0	0	0	0	0	0	0	0	0	0	0
J.Sheard	3	0	3	1	2	1	1	0	0	0	0	0	0	0	0	0	0	0	0	0
M.Butler	3	0	3	0	0	0	0	0	0	0	0	0	0	0	0	0	0	0	0	0
M.Brown	2	1	3	0	0	0	0	0	0	0	0	0	0	0	0	0	0	0	0	0
T.Flowers	1	2	3	0	0	0	1	0	0	0	0	0	0	0	0	0	0	0	0	0
S.McClellin	1	1	2	0	0	0	0	0	0	0	0	0	0	0	0	0	0	0	0	0
V.Valentine	0	2	2	0	0	0	0	0	0	0	0	0	0	0	0	0	0	0	0	0
J.Coleman	1	0	1	0	0	0	0	0	0	0	0	0	0	0	0	0	0	0	0	0
C.Jones	0	1	1	0	0	0	0	0	0	0	0	0	0	0	1	0	0	0	0	0
M.Slater	0	0	0	0	0	0	0	0	0	0	0	1	1	0	0	0	0	0	0	0
B.Mingo	0	0	0	0	0	0	0	0	0	0	0	1	0	0	0	0	0	0	0	0
N.Ebner	0	0	0	0	0	0	0	0	0	0	0	0	1	0	0	0	0	0	0	0
D.Amendola	0	0	0	0	0	0	0	0	0	0	0	0	0	0	1	0	0	0	0	0
M.Cannon	0	0	0	0	0	0	0	0	0	0	0	0	0	0	0	0	1	0	0	0
J.Brissett	0	0	0	0	0	0	0	0	0	0	0	0	0	0	0	0	0	0	0	1
Total	44	26	70	2	2	3	4	0	1	0	0	2	2	0	2	0	1	0	0	1

First Half Summary

PERIOD SCORES

Bills	7	6	=	13
Patriots	0	0	=	0

TIME OF POSSESSION

Bills	19:49
Patriots	10:11

Scoring Plays

Team	Qtr	Time	Play Description (Extra Point) (Drive Info)	Visitor	Home
Bills	1	5:31	L.McCoy 7 yd. pass from T.Taylor (D.Carpenter kick) (12-65, 7:11)	7	0
Bills	2	14:49	D.Carpenter 34 yd. Field Goal (10-52, 3:58)	10	0
Bills	2	7:46	D.Carpenter 43 yd. Field Goal (12-71, 4:40)	13	0

	Buffalo Bills	New England Patriots
TOTAL FIRST DOWNS	16	2
First Downs Rushing-Passing-by Penalty	4 - 11 - 1	0 - 2 - 0
THIRD DOWN EFFICIENCY	4-7-57%	0-5-0%
TOTAL NET YARDS	251	98
Total Offensive Plays	40	17
NET YARDS RUSHING	88	37
NET YARDS PASSING	163	61
Gross Yards Passing	165	75
Times thrown-yards lost attempting to pass	2-2	1-14
Pass Attempts-Completions-Had Intercepted	22 - 17 - 0	3 - 3 - 0
Punts-Number and Average	1 - 43	4 - 52
Penalties-Number and Yards	4 - 40	4 - 24
Fumbles-Number and Lost	0 - 0	2 - 1
Red Zone Efficiency	1-2-50%	0-1-0%
Average Drive Start	BUF 20	NE 19

Buffalo Bills										New England Patriots									
RUSHING										RUSHING									
	ATT	YDS	AVG	LG	TD		ATT	YDS	AVG	LG	TD								
L.McCoy	10	38	3.8	8	0	L.Blount	9	25	2.8	9	0								
M.Gillislee	3	29	9.7	16	0	J.Brissett	1	8	8.0	8	0								
T.Taylor	3	21	7.0	14	0	J.White	2	3	1.5	4	0								
						J.Edelman	1	1	1.0	1	0								
Total	16	88	5.5	16	0	Total	13	37	2.8	9	0								
PASSING										PASSING									
	ATT	CMP	YDS	SK/YD	TD	LG	IN	RT		ATT	CMP	YDS	SK/YD	TD	LG	IN	RT		
T.Taylor	22	17	165	2/2	1	22	0	112.9	J.Brissett	3	3	75	1/14	0	58	0	118.8		
Total	22	17	165	2/2	1	22	0	112.9	Total	3	3	75	1/14	0	58	0	118.8		
PASS RECEIVING										PASS RECEIVING									
	TAR	REC	YDS	AVG	LG	TD		TAR	REC	YDS	AVG	LG	TD						
R.Woods	6	5	63	12.6	22	0	M.Bennett	2	2	68	34.0	58	0						
L.McCoy	5	5	36	7.2	13	1	J.White	1	1	7	7.0	7	0						
C.Clay	5	4	33	8.3	15	0													
N.O'Leary	2	2	20	10.0	17	0													
M.Gillislee	1	1	13	13.0	13	0													
M.Goodwin	3	0	0	0.0	0	0													
Total	22	17	165	9.7	22	1	Total	3	3	75	25.0	58	0						

Buffalo Bills	Regular Defensive Plays												Special Teams					Misc			
	TKL	AST	COMB	SK	/	YDS	TFL	Q	IN	PD	FF	FR	TKL	AST	FF	FR	BL	TKL	AST	FF	FR
Z.Brown	5	3	8	0		0	2	0	0	0	2	0	0	0	0	0	0	0	0	0	0
L.Alexander	2	1	3	0		0	0	0	0	0	0	0	1	1	0	0	0	0	0	0	0
K.Williams	0	3	3	0		0	0	0	0	0	0	0	0	0	0	0	0	0	0	0	0
R.Darby	2	0	2	0		0	0	0	0	0	0	0	0	0	0	0	0	0	0	0	0
Total	9	7	16	0		0	2	0	0	0	2	0	1	1	0	0	0	0	0	0	0

First Quarter

BUF wins the coin toss and elects to defer. NE elects to Receive, and BUF elects to defend the north goal.

D.Carpenter kicks 68 yards from BUF 35 to NE -3. C.Jones to NE 9 for 12 yards (R.Blanton).

New England Patriots at 15:00, (1st play from scrimmage 14:56)

- 1-10-NE 9 (14:56) (Shotgun) J.Brissett pass short right to J.Edelman to BUF 1 for 90 yards (Z.Brown).
Penalty on NE-C.Hogan, Offensive Holding, declined.
PENALTY on NE-C.Hogan, Offensive Pass Interference, 4 yards, enforced at NE 9 - No Play.
- 1-14-NE 5 (14:23) L.Blount right guard to NE 5 for no gain (L.Alexander).
- 2-14-NE 5 (13:49) L.Blount right tackle to NE 14 for 9 yards (R.Darby).
- 3-5-NE 14 (13:17) L.Blount up the middle to NE 18 for 4 yards (L.Alexander; K.Williams).
- 4-1-NE 18 (12:48) R.Allen punts 47 yards to BUF 35, Center-J.Cardona. B.Tate to BUF 35 for no gain (M.Slater).

Buffalo Bills at 12:42

- 1-10-BUF 35 (12:42) L.McCoy right end pushed ob at BUF 36 for 1 yard (L.Ryan).
- 2-9-BUF 36 (12:12) T.Taylor pass short right to C.Clay to NE 49 for 15 yards (J.Collins). P1
- 1-10-NE 49 (11:34) (Shotgun) T.Taylor pass incomplete deep left to M.Goodwin.
- 2-10-NE 49 (11:28) (Shotgun) L.McCoy right tackle to NE 45 for 4 yards (J.Collins).
Penalty on BUF-C.Glenn, Illegal Use of Hands, offsetting, enforced at NE 49 - No Play.
Penalty on NE-D.Hightower, Neutral Zone Infraction, offsetting.
- 2-10-NE 49 (11:06) (Shotgun) T.Taylor pass short middle to L.McCoy to NE 36 for 13 yards (L.Ryan). P2
- 1-10-NE 36 (10:29) (Shotgun) T.Taylor sacked at NE 38 for -2 yards (J.Sheard).
- 2-12-NE 38 (9:54) Direct snap to M.Gillislee. M.Gillislee left guard to NE 22 for 16 yards (D.McCourty). R3
- 1-10-NE 22 (9:17) (Shotgun) L.McCoy right end to NE 14 for 8 yards (D.McCourty).
- 2-2-NE 14 (8:35) L.McCoy right end to NE 13 for 1 yard (J.Sheard).
PENALTY on BUF-E.Wood, Offensive Holding, 10 yards, enforced at NE 14 - No Play.
- 2-12-NE 24 (8:05) (Shotgun) T.Taylor pass short left to C.Clay to NE 19 for 5 yards (L.Ryan).
 Timeout #1 by BUF at 07:31.
- 3-7-NE 19 (7:31) (Shotgun) T.Taylor pass short left to R.Woods to NE 8 for 11 yards (L.Ryan). P4
- 1-8-NE 8 (7:00) L.McCoy right guard to NE 9 for -1 yards (A.Branch).
- 2-9-NE 9 (6:18) Direct snap to L.McCoy. L.McCoy right guard to NE 7 for 2 yards (A.Branch; D.Hightower).
- 3-7-NE 7 (5:35) (Shotgun) T.Taylor pass short right to L.McCoy for 7 yards, TOUCHDOWN. P5
 D.Carpenter extra point is GOOD, Center-G.Sanborn, Holder-C.Schmidt.

BUF 7 NE 0, 12 plays, 65 yards, 7:11 drive, 9:29 elapsed

D.Carpenter kicks 69 yards from BUF 35 to NE -4. C.Jones to NE 14 for 18 yards (L.Alexander).

New England Patriots at 5:31, (1st play from scrimmage 5:27)

- 1-10-NE 14 (5:27) (Shotgun) J.Brissett pass short right to J.White pushed ob at NE 21 for 7 yards (Z.Brown).
- 2-3-NE 21 (4:52) Direct snap to J.Edelman. J.Edelman left end to NE 22 for 1 yard (Z.Brown). FUMBLES (Z.Brown), ball out of bounds at NE 22.
- 3-2-NE 22 (4:28) J.White right tackle to NE 21 for -1 yards (K.Williams; Z.Brown).
- 4-3-NE 21 (3:54) R.Allen punts 47 yards to BUF 32, Center-J.Cardona, fair catch by B.Tate.

Buffalo Bills at 3:47

- 1-10-BUF 32 (3:47) R.Groy reported in as eligible. T.Taylor pass short left to L.McCoy ran ob at BUF 43 for 11 yards. P6
- 1-10-BUF 43 (3:13) (Shotgun) M.Gillislee left tackle to BUF 45 for 2 yards (D.Hightower).
- 2-8-BUF 45 (2:38) T.Taylor pass short middle to R.Woods to NE 45 for 10 yards (L.Ryan; J.Collins). P7
- 1-10-NE 45 (1:58) R.Groy reported in as eligible. T.Taylor pass short left to C.Clay to NE 37 for 8 yards (L.Ryan).
- 2-2-NE 37 (1:20) (Shotgun) T.Taylor pass short right to C.Clay pushed ob at NE 32 for 5 yards (D.Hightower). P8
- 1-10-NE 32 (:49) (Shotgun) T.Taylor left tackle pushed ob at NE 18 for 14 yards (D.McCourty). R9
- 1-10-NE 18 (:10) (Shotgun) T.Taylor pass incomplete deep right to C.Clay.
PENALTY on BUF-R.Incognito, Unnecessary Roughness, 15 yards, enforced at NE 18.
- 2-25-NE 33 (:03) (Shotgun) L.McCoy right end to NE 29 for 4 yards (P.Chung; D.Hightower).

END OF QUARTER

	Score	Time Poss	First Downs				Efficiencies	
			R	P	X	T	3 Down	4 Down
Buffalo Bills	7	10:58	2	7	0	9	2/2	0/0
New England Patriots	0	4:02	0	0	0	0	0/2	0/0

Second Quarter

10/2/2016

Play By Play

Buffalo Bills continued.

3-21-NE 29 (15:00) (Shotgun) T.Taylor pass short middle to M.Gillislee to NE 16 for 13 yards (S.McClellin; J.Collins).
Penalty on NE-T.Flowers, Neutral Zone Infraction, declined.

4-8-NE 16 (14:53) **D.Carpenter 34 yard field goal is GOOD, Center-G.Sanborn, Holder-C.Schmidt.**

BUF 10 NE 0, 10 plays, 52 yards, 3:58 drive, 0:11 elapsed
--

D.Carpenter kicks 65 yards from BUF 35 to end zone, Touchback.

New England Patriots at 14:49

1-10-NE 25 (14:49) J.Brissett pass short right to M.Bennett pushed ob at NE 35 for 10 yards (A.Williams). P1

1-10-NE 35 (14:16) L.Blount up the middle to NE 37 for 2 yards (C.Graham; C.Bryant).

2-8-NE 37 (13:44) L.Blount left guard to NE 35 for -2 yards (Z.Brown).

3-10-NE 35 (13:23) (No Huddle, Shotgun) *PENALTY on NE-J.Thuney, False Start, 5 yards, enforced at NE 35 - No Play.*

3-15-NE 30 (13:01) (Shotgun) J.White left tackle to NE 34 for 4 yards (L.Alexander).

4-11-NE 34 (12:34) R.Allen punts 56 yards to BUF 10, Center-J.Cardona. B.Tate to BUF 20 for 10 yards (M.Slater; N.Ebner).

PENALTY on BUF-S.Gilmore, Unsportsmanlike Conduct, 5 yards, enforced at BUF 10.

Buffalo Bills at 12:26

1-10-BUF 5 (12:26) L.McCoy right end pushed ob at BUF 13 for 8 yards (P.Chung).

2-2-BUF 13 (11:55) (Shotgun) T.Taylor pass short right to R.Woods to BUF 27 for 14 yards (L.Ryan). P10

1-10-BUF 27 (11:26) (No Huddle, Shotgun) L.McCoy right end pushed ob at BUF 29 for 2 yards (L.Ryan).

2-8-BUF 29 (10:58) (No Huddle, Shotgun) T.Taylor pass deep right to N.O'Leary ran ob at BUF 46 for 17 yards. P11

1-10-BUF 46 (10:23) (Shotgun) T.Taylor pass short right to R.Woods to NE 48 for 6 yards (L.Ryan; V.Valentine).

2-4-NE 48 (9:48) (No Huddle, Shotgun) T.Taylor pass incomplete short left to M.Goodwin.

3-4-NE 48 (9:43) (Shotgun) T.Taylor scrambles right end to NE 43 for 5 yards (C.Long). R12

PENALTY on NE-J.Coleman, Defensive Holding, 5 yards, enforced at NE 43. X13

1-10-NE 38 (9:13) R.Groy reported in as eligible. M.Gillislee right end ran ob at NE 27 for 11 yards. R14

1-10-NE 27 (8:40) (Shotgun) T.Taylor pass short left to N.O'Leary to NE 24 for 3 yards (M.Butler).

2-7-NE 24 (8:00) (Shotgun) T.Taylor pass incomplete short right to R.Woods.

3-7-NE 24 (7:55) (Shotgun) T.Taylor pass incomplete short left to M.Goodwin [D.Hightower].

4-7-NE 24 (7:51) **D.Carpenter 43 yard field goal is GOOD, Center-G.Sanborn, Holder-C.Schmidt.**

BUF 13 NE 0, 12 plays, 71 yards, 1 penalty, 4:40 drive, 7:14 elapsed

D.Carpenter kicks 65 yards from BUF 35 to end zone, Touchback.

New England Patriots at 7:46

1-10-NE 25 (7:46) (Shotgun) J.Brissett pass deep right to M.Bennett to BUF 17 for 58 yards (R.Darby). NE 88-Bennett longest reception of his career. P2

1-10-BUF 17 (7:03) L.Blount left tackle to BUF 13 for 4 yards (Z.Brown; P.Brown).

2-6-BUF 13 (6:20) L.Blount up the middle to BUF 8 for 5 yards (Z.Brown; P.Brown).

3-1-BUF 8 (5:38) L.Blount right guard to BUF 7 for 1 yard (P.Brown; A.Williams).

PENALTY on NE-D.Andrews, Offensive Holding, 10 yards, enforced at BUF 8 - No Play.

3-11-BUF 18 (5:11) J.Brissett scrambles left guard to BUF 10 for 8 yards (Z.Brown). FUMBLES (Z.Brown), RECOVERED by BUF-P.Brown at BUF 9. P.Brown to BUF 9 for no gain (M.Cannon).

Buffalo Bills at 5:00

1-10-BUF 9 (5:00) (Shotgun) L.McCoy left guard to BUF 16 for 7 yards (J.Collins; P.Chung).

2-3-BUF 16 (4:26) T.Taylor pass short left to L.McCoy to BUF 17 for 1 yard (D.Hightower).

3-2-BUF 17 (3:43) (Shotgun) T.Taylor pass short left to L.McCoy to BUF 21 for 4 yards (J.Sheard). P15

1-10-BUF 21 (3:09) (Shotgun) M.Gillislee right end to BUF 23 for 2 yards (J.Sheard).

PENALTY on BUF-R.Incognito, Offensive Holding, 10 yards, enforced at BUF 21 - No Play.

1-20-BUF 11 (2:44) (Shotgun) T.Taylor sacked at BUF 11 for 0 yards (A.Branch).

2-20-BUF 11 (2:08) (Shotgun) T.Taylor pass deep right to R.Woods pushed ob at BUF 33 for 22 yards (D.McCourty). P16

Two-Minute Warning

1-10-BUF 33 (1:57) Direct snap to L.McCoy. L.McCoy right end to BUF 39 for 6 yards (C.Jones; M.Brown).

2-4-BUF 39 (1:30) (No Huddle, Shotgun) L.McCoy up the middle to BUF 40 for 1 yard (D.Hightower; V.Valentine).
 Timeout #1 by NE at 01:21.

3-3-BUF 40 (1:21) (Shotgun) T.Taylor scrambles right guard to BUF 42 for 2 yards (J.Sheard).

Buffalo Bills vs New England Patriots at Gillette Stadium

Timeout #2 by NE at 01:13.

4-1-BUF 42 (1:13) C.Schmidt punts 43 yards to NE 15, Center-G.Sanborn. D.Amendola to NE 20 for 5 yards (L.Alexander; G.Sanborn).

New England Patriots at 1:00

1-10-NE 20 (1:00) J.Brissett sacked at NE 6 for -14 yards (J.Hughes).

2-24-NE 6 (:20) L.Blount left tackle to NE 5 for -1 yards (Z.Brown).

Timeout at 00:13.

3-25-NE 5 (:13) L.Blount up the middle to NE 9 for 4 yards (K.Williams; C.Bryant).

Timeout at 00:08.

4-21-NE 9 (:08) R.Allen punts 58 yards to BUF 33, Center-J.Cardona, out of bounds.

END OF QUARTER

	Score	Time Poss	First Downs				Efficiencies	
			R	P	X	T	3 Down	4 Down
Buffalo Bills	13	8:51	2	4	1	7	2/5	0/0
New England Patriots	0	6:09	0	2	0	2	0/3	0/0

Third Quarter

10/2/2016

Play By Play

BUF elects to Receive, and NE elects to defend the South goal.

S.Gostkowski kicks 65 yards from NE 35 to end zone, Touchback.

Buffalo Bills at 15:00

- 1-10-BUF 25 (15:00) T.Taylor pass incomplete short right to M.Goodwin.
 2-10-BUF 25 (14:54) T.Taylor pass short right to L.McCoy pushed ob at BUF 27 for 2 yards (L.Ryan).
 3-8-BUF 27 (14:23) (Shotgun) T.Taylor pass incomplete short right to C.Clay [T.Flowers].
 4-8-BUF 27 (14:18) C.Schmidt punts 48 yards to NE 25, Center-G.Sanborn. D.Amendola to NE 24 for -1 yards (R.Humber; P.Brown).

New England Patriots at 14:07

- 1-10-NE 24 (14:07) J.Brissett pass short right to M.Bennett ran ob at NE 43 for 19 yards. P3
1-10-NE 43 (13:40) J.Brissett pass incomplete short right to M.Bennett [Z.Brown].
 2-10-NE 43 (13:34) L.Blount left end pushed ob at BUF 46 for 11 yards (K.Seymour). R4
1-10-BUF 46 (13:06) (Shotgun) J.Brissett pass incomplete deep left to J.Edelman.
 2-10-BUF 46 (13:02) (Shotgun) J.Brissett pass short middle to M.Bennett to BUF 40 for 6 yards (S.Gilmore).
 3-4-BUF 40 (12:37) (No Huddle, Shotgun) J.Brissett pass short left to B.Bolden to BUF 38 for 2 yards (Z.Brown; L.Douzable).
 4-2-BUF 38 (12:03) (Shotgun) J.Brissett pass short left to J.White pushed ob at BUF 30 for 8 yards (C.Graham). P5
1-10-BUF 30 (11:28) (Shotgun) J.Brissett sacked at BUF 30 for 0 yards (L.Alexander).
 2-10-BUF 30 (10:46) J.Brissett pass incomplete deep right to B.Bolden [J.Hughes].
 3-10-BUF 30 (10:38) (Shotgun) J.Brissett pass incomplete deep middle to D.Amendola (A.Williams).
 4-10-BUF 30 (10:32) S.Gostkowski 48 yard field goal is No Good, Wide Right, Center-J.Cardona, Holder-R.Allen.

Buffalo Bills at 10:27

- 1-10-BUF 38 (10:27) (Shotgun) T.Taylor pass deep right to R.Woods pushed ob at NE 39 for 23 yards (L.Ryan). P17
1-10-NE 39 (9:52) (Shotgun) L.McCoy up the middle to NE 39 for no gain (C.Long).
 2-10-NE 39 (9:18) T.Taylor pass incomplete short middle to R.Woods (D.Hightower).
 3-10-NE 39 (9:15) (Shotgun) T.Taylor pass short right to M.Goodwin pushed ob at NE 27 for 12 yards (M.Butler). P18
1-10-NE 27 (8:42) (Shotgun) M.Gillislee left end to NE 29 for -2 yards (J.Collins; L.Ryan).
 2-12-NE 29 (8:04) (Shotgun) T.Taylor pass short right to W.Powell pushed ob at NE 29 for no gain (L.Ryan).
 3-12-NE 29 (7:27) (Shotgun) T.Taylor pass incomplete deep left to W.Powell.
 4-12-NE 29 (7:20) D.Carpenter 47 yard field goal is No Good, Hit Left Upright, Center-G.Sanborn, Holder-C.Schmidt.

New England Patriots at 7:15

- 1-10-NE 37 (7:15) (Shotgun) J.Brissett pass deep right to J.Edelman to BUF 47 for 16 yards (R.Darby; P.Brown). P6
1-10-BUF 47 (6:40) (Shotgun) J.Brissett pass incomplete short left to M.Bennett.
PENALTY on NE-N.Solder, Chop Block, 15 yards, enforced at BUF 47 - No Play.
 1-25-NE 38 (6:32) (Shotgun) J.Brissett pass short left to L.Blount to NE 34 for -4 yards (Z.Brown; P.Brown).
 2-29-NE 34 (5:52) (Shotgun) J.Brissett scrambles left end pushed ob at NE 44 for 10 yards (Z.Brown).
 3-19-NE 44 (5:15) (Shotgun) J.Brissett pass incomplete deep left to D.Amendola.
 4-19-NE 44 (5:06) (*Punt formation*) *PENALTY on NE-B.King, False Start, 5 yards, enforced at NE 44 - No Play.*
 4-24-NE 39 (5:06) R.Allen punts 49 yards to BUF 12, Center-J.Cardona. B.Tate to BUF 30 for 18 yards (B.Mingo).

Buffalo Bills at 4:55

- 1-10-BUF 30 (4:55) B.Tate left tackle to BUF 34 for 4 yards (L.Ryan). reverse
 2-6-BUF 34 (4:17) R.Groy reported in as eligible. T.Taylor pass short left to J.Felton pushed ob at BUF 39 for 5 yards (J.Collins).
 3-1-BUF 39 (3:42) J.Felton up the middle to BUF 41 for 2 yards (T.Flowers; D.Hightower). R19
1-10-BUF 41 (3:07) (Shotgun) T.Taylor left end pushed ob at BUF 45 for 4 yards (L.Ryan).
 2-6-BUF 45 (2:30) T.Taylor pass short right to R.Woods pushed ob at BUF 48 for 3 yards (L.Ryan).
Penalty on NE-C.Jones, Illegal Contact, declined.
PENALTY on NE-C.Long, Roughing the Passer, 15 yards, enforced at BUF 48.
1-10-NE 37 (2:30) L.McCoy right end to NE 28 for 9 yards (T.Flowers; P.Chung). X20
 2-1-NE 28 (1:28) (Shotgun) L.McCoy right guard to NE 26 for 2 yards (M.Brown). R21
1-10-NE 26 (:52) (Shotgun) T.Taylor pass incomplete short left to M.Gillislee.
 2-10-NE 26 (:47) R.Groy reported in as eligible. T.Taylor pass incomplete deep left to R.Woods.
Penalty on BUF, Illegal Formation, declined.
 3-10-NE 26 (:41) (Shotgun) T.Taylor pass incomplete deep right. thrown away from outside the pocket

Buffalo Bills vs New England Patriots at Gillette Stadium

4-10-NE 26 (:33) **D.Carpenter 44 yard field goal is GOOD, Center-G.Sanborn, Holder-C.Schmidt.**

BUF 16 NE 0, 11 plays, 44 yards, 1 penalty, 4:27 drive, 14:32 elapsed

D.Carpenter kicks 65 yards from BUF 35 to end zone, Touchback.

New England Patriots at 0:28

1-10-NE 25 (:28) (Shotgun) J.Brissett scrambles up the middle to NE 29 for 4 yards (Z.Brown).

END OF QUARTER

	Score	Time Poss	First Downs				Efficiencies	
			R	P	X	T	3 Down	4 Down
Buffalo Bills	16	8:32	2	2	1	5	2/5	0/0
New England Patriots	0	6:28	1	3	0	4	0/3	1/1

Fourth Quarter

10/2/2016

Play By Play

New England Patriots continued.

2-6-NE 29	(15:00) Direct snap to J.Edelman. L.Blount left tackle to NE 27 for -2 yards (N.Robey-Coleman).	
3-8-NE 27	(14:27) (Shotgun) J.Brissett pass short left to R.Gronkowski pushed ob at NE 38 for 11 yards (N.Robey-Coleman).	P7
<u>1-10-NE 38</u>	(13:55) (Shotgun) <i>PENALTY on NE-J.Edelman, False Start, 5 yards, enforced at NE 38 - No Play.</i>	
1-15-NE 33	(13:32) (Shotgun) J.Brissett pass incomplete deep right to C.Hogan (A.Williams). <i>Penalty on NE-J.Edelman, Illegal Shift, declined.</i>	
2-15-NE 33	(13:22) (Shotgun) J.Brissett pass incomplete deep middle to J.Edelman [L.Douzable].	
3-15-NE 33	(13:18) (Shotgun) J.Brissett sacked at NE 29 for -4 yards (Z.Brown). <i>Penalty on NE-N.Solder, Offensive Holding, declined.</i>	
4-19-NE 29	(13:09) R.Allen punts 56 yards to BUF 15, Center-J.Cardona, fair catch by B.Tate.	

Buffalo Bills at 13:03

1-10-BUF 15	(13:03) L.McCoy left tackle to BUF 18 for 3 yards (A.Branch). BUF-J.Mills was injured during the play.	
2-7-BUF 18	(12:40) (Shotgun) T.Taylor pass short right to W.Powell to BUF 27 for 9 yards (M.Butler).	P22
<u>1-10-BUF 27</u>	(12:04) L.McCoy right end pushed ob at BUF 23 for -4 yards (L.Ryan).	
2-14-BUF 23	(11:30) (Shotgun) T.Taylor pass short right to C.Clay pushed ob at BUF 28 for 5 yards (L.Ryan). <i>PENALTY on BUF-C.Glenn, Offensive Holding, 10 yards, enforced at BUF 23 - No Play.</i>	
2-24-BUF 13	(11:02) (Shotgun) T.Taylor pass short left to C.Clay pushed ob at BUF 27 for 14 yards (D.McCourty).	
3-10-BUF 27	(10:20) (Shotgun) T.Taylor pass short middle to W.Powell to BUF 36 for 9 yards (J.Coleman). measurement Buffalo challenged the short of the line to gain ruling, and the play was REVERSED. (Shotgun) T.Taylor pass short middle to W.Powell to BUF 38 for 11 yards (J.Coleman). measurement	P23
<u>1-10-BUF 38</u>	(9:42) L.McCoy left tackle to BUF 46 for 8 yards (D.McCourty).	
2-2-BUF 46	(8:58) (Shotgun) L.McCoy left tackle to BUF 49 for 3 yards. <i>PENALTY on BUF-R.Incognito, Offensive Holding, 10 yards, enforced at BUF 46 - No Play.</i>	
2-12-BUF 36	(8:31) (Shotgun) T.Taylor pass short right to W.Powell to BUF 38 for 2 yards (S.McClellin).	
3-10-BUF 38	(7:46) (Shotgun) T.Taylor scrambles left end pushed ob at BUF 41 for 3 yards (D.McCourty).	
4-7-BUF 41	(7:13) C.Schmidt punts 35 yards to NE 24, Center-G.Sanborn. D.Amendola MUFFS catch, and recovers at NE 24. D.Amendola to NE 24 for no gain (C.White). BUF-C.White was injured during the play.	

New England Patriots at 7:02

1-10-NE 24	(7:02) L.Blount left guard pushed ob at NE 40 for 16 yards (P.Brown).	R8
<u>1-10-NE 40</u>	(6:43) (No Huddle) L.Blount right end to NE 44 for 4 yards (L.Douzable). <i>PENALTY on NE-M.Cannon, Offensive Holding, 10 yards, enforced at NE 40 - No Play.</i>	
1-20-NE 30	(6:16) (Shotgun) J.Brissett pass short right to J.White pushed ob at NE 35 for 5 yards (Z.Brown).	
2-15-NE 35	(5:34) (Shotgun) J.Brissett pass short left to M.Bennett pushed ob at BUF 49 for 16 yards (R.Blanton). NE 88-Bennett 4th career 100-yard game.	P9
<u>1-10-BUF 49</u>	(5:03) (Shotgun) J.Brissett pass short right to B.Bolden to BUF 36 for 13 yards (A.Williams). NE-B.Bolden was injured during the play.	P10
	<i>Penalty on BUF-S.Gilmore, Illegal Contact, declined.</i>	
<u>1-10-BUF 36</u>	(4:51) L.Blount up the middle to BUF 32 for 4 yards (P.Brown).	
2-6-BUF 32	(4:22) J.Brissett pass short middle to L.Blount to BUF 28 for 4 yards (Z.Brown).	
3-2-BUF 28	(3:51) (Shotgun) J.Brissett to BUF 32 for -4 yards. FUMBLES, and recovers at BUF 32. J.Brissett to BUF 27 for 5 yards (Z.Brown).	
4-1-BUF 27	(3:25) J.White up the middle to BUF 25 for 2 yards (L.Douzable; J.Hughes).	R11
<u>1-10-BUF 25</u>	(3:05) (No Huddle, Shotgun) J.Brissett pass incomplete deep left to C.Hogan.	
2-10-BUF 25	(3:01) (Shotgun) J.Brissett pass short left to L.Blount pushed ob at BUF 21 for 4 yards (Z.Brown). Timeout #1 by BUF at 02:56.	
3-6-BUF 21	(2:56) (Shotgun) J.Brissett pass incomplete short right to J.Edelman (R.Darby).	
4-6-BUF 21	(2:51) (Shotgun) J.Brissett pass incomplete short right to R.Gronkowski (A.Williams).	

Buffalo Bills at 2:46

1-10-BUF 21	(2:46) Direct snap to L.McCoy. L.McCoy up the middle to BUF 25 for 4 yards (A.Branch). Timeout #1 by NE at 02:41.	
2-6-BUF 25	(2:41) Direct snap to L.McCoy. L.McCoy right end to BUF 32 for 7 yards (T.Flowers).	R24

Two-Minute Warning

<u>1-10-BUF 32</u>	(2:00) Direct snap to L.McCoy. L.McCoy up the middle to BUF 35 for 3 yards (M.Brown).	
2-7-BUF 35	(1:20) R.Groy reported in as eligible. M.Gillislee left tackle to BUF 35 for no gain (P.Chung; C.Long). Timeout #2 by NE at 01:12.	

Buffalo Bills vs New England Patriots at Gillette Stadium

3-7-BUF 35 (1:12) (Shotgun) M.Gillislee up the middle to BUF 38 for 3 yards (D.Hightower; C.Long).

Timeout #3 by NE at 01:06.

4-4-BUF 38 (1:06) C.Schmidt punts 37 yards to NE 25, Center-G.Sanborn. C.Jones MUFFS catch, and recovers at NE 26.

New England Patriots at 0:57

1-10-NE 26 (:57) (Shotgun) J.Brissett pass short left to J.White to NE 40 for 14 yards (J.Hughes). P12

1-10-NE 40 (:27) (No Huddle, Shotgun) J.Brissett pass short right to J.White to BUF 44 for 16 yards (Z.Brown). P13

1-10-BUF 44 (:03) (No Huddle, Shotgun) J.White right tackle to BUF 37 for 7 yards (P.Brown).

END OF QUARTER

	Score	Time Poss	First Downs				Efficiencies	
			R	P	X	T	3 Down	4 Down
Buffalo Bills	16	7:50	1	2	0	3	1/3	0/0
New England Patriots	0	7:10	2	5	0	7	1/4	1/2

Miscellaneous Statistics Report

Buffalo Bills vs New England Patriots
10/2/2016 at Gillette Stadium

Ten Longest Plays for Buffalo Bills

Yards	Qtr	Play Start	Play Description
23	3	1-10-BUF 38	(10:27) (Shotgun) T.Taylor pass deep right to R.Woods pushed ob at NE 39 for 23 yards (L.Ryan).
22	2	2-20-BUF 11	(2:08) (Shotgun) T.Taylor pass deep right to R.Woods pushed ob at BUF 33 for 22 yards (D.McCourty).
18	3	2-6-BUF 45	(2:30) T.Taylor pass short right to R.Woods pushed ob at BUF 48 for 3 yards (L.Ryan). Penalty on NE-C.Jones, Illegal Contact, declined. PENALTY on NE-C.Long, Roughing the Passer, 15 yards, enforced at BUF 48.
17	2	2-8-BUF 29	(10:58) (No Huddle, Shotgun) T.Taylor pass deep right to N.O'Leary ran ob at BUF 46 for 17 yards.
16	1	2-12-NE 38	(9:54) Direct snap to M.Gillislee. M.Gillislee left guard to NE 22 for 16 yards (D.McCourty).
15	1	2-9-BUF 36	(12:12) T.Taylor pass short right to C.Clay to NE 49 for 15 yards (J.Collins).
14	1	1-10-NE 32	(:49) (Shotgun) T.Taylor left tackle pushed ob at NE 18 for 14 yards (D.McCourty).
14	2	2-2-BUF 13	(11:55) (Shotgun) T.Taylor pass short right to R.Woods to BUF 27 for 14 yards (L.Ryan).
14	4	2-24-BUF 13	(11:02) (Shotgun) T.Taylor pass short left to C.Clay pushed ob at BUF 27 for 14 yards (D.McCourty).
13	1	2-10-NE 49	(11:06) (Shotgun) T.Taylor pass short middle to L.McCoy to NE 36 for 13 yards (L.Ryan).

Ten Longest Plays for New England Patriots

Yards	Qtr	Play Start	Play Description
58	2	1-10-NE 25	(7:46) (Shotgun) J.Brissett pass deep right to M.Bennett to BUF 17 for 58 yards (R.Darby). NE 88-Bennett longest reception
19	3	1-10-NE 24	(14:07) J.Brissett pass short right to M.Bennett ran ob at NE 43 for 19 yards.
16	3	1-10-NE 37	(7:15) (Shotgun) J.Brissett pass deep right to J.Edelman to BUF 47 for 16 yards (R.Darby; P.Brown).
16	4	1-10-NE 24	(7:02) L.Blount left guard pushed ob at NE 40 for 16 yards (P.Brown).
16	4	2-15-NE 35	(5:34) (Shotgun) J.Brissett pass short left to M.Bennett pushed ob at BUF 49 for 16 yards (R.Blanton). NE 88-Bennett 4th
16	4	1-10-NE 40	(:27) (No Huddle, Shotgun) J.Brissett pass short right to J.White to BUF 44 for 16 yards (Z.Brown).
14	4	1-10-NE 26	(:57) (Shotgun) J.Brissett pass short left to J.White to NE 40 for 14 yards (J.Hughes).
13	4	1-10-BUF 49	(5:03) (Shotgun) J.Brissett pass short right to B.Bolden to BUF 36 for 13 yards (A.Williams). NE-B.Bolden was injured during
11	3	2-10-NE 43	(13:34) L.Blount left end pushed ob at BUF 46 for 11 yards (K.Seymour).
11	4	3-8-NE 27	(14:27) (Shotgun) J.Brissett pass short left to R.Gronkowski pushed ob at NE 38 for 11 yards (N.Robey-Coleman).

Touchdown Scoring Information

		Offense	Defense	Special Teams
VISITOR	Buffalo Bills	1	0	0
HOME	New England Patriots	0	0	0

Player Scoring Information

Club	Player	TD	Rush TD	Rec TD	KO TD	Punt TD	Int TD	Fum TD	Misc TD	FG	XP	2Pt Rush	2Pt Rec	Sfty	Points
BUF	D.Carpenter	0	0	0	0	0	0	0	0	3	1	0	0	0	10
BUF	L.McCoy	0	0	1	0	0	0	0	0	0	0	0	0	0	6

Possession Detail

	First Half		Second Half		Game	
	Visitor	Home	Visitor	Home	Visitor	Home
Largest Lead	13	0	16	0	16	0
Drives Leading	3	0	5	0	8	0
Time of Possession Leading	12:38	0:00	16:22	0:00	29:00	0:00
Largest Deficit	0	-13	0	-16	0	-16
Drives Trailing	0	4	0	5	0	9
Time of Possession Trailing	0:00	7:53	0:00	13:38	0:00	21:31
Times Score Tied Up		0		0		0
Lead Changes		1		0		1

Playtime Percentage

Percent of playtime per player on offense, defense and special teams

		Buffalo Bills				New England Patriots						
		Offense	Defense	Special Teams				Offense	Defense	Special Teams		
R Incognito	G	76	100%	5	23%	M Cannon	T	56	100%	1	5%	
J Miller	G	76	100%	5	23%	N Solder	T	56	100%	1	5%	
T Taylor	QB	76	100%			S Mason	G	56	100%	1	5%	
E Wood	C	76	100%			J Thuney	G	56	100%	1	5%	
J Mills	T	75	99%	5	23%	D Andrews	C	56	100%			
C Glenn	T	73	96%	5	23%	J Brissett	QB	56	100%			
C Clay	TE	69	91%			C Hogan	WR	52	93%			
R Woods	WR	67	88%			J Edelman	WR	50	89%			
M Goodwin	WR	61	80%			M Bennett	TE	44	79%	1	5%	
L McCoy	RB	53	70%			R Gronkowski	TE	39	70%			
W Powell	WR	43	57%			L Blount	RB	30	54%			
N O'Leary	TE	27	36%	6	27%	J White	RB	21	38%			
M Gillislee	RB	22	29%	11	50%	M Mitchell	WR	20	36%			
J Felton	FB	21	28%	1	5%	D Amendola	WR	13	23%	3	14%	
R Groy	G	7	9%	5	23%	B Bolden	RB	5	9%	15	68%	
B Tate	WR	5	7%	7	32%	J Develin	FB	5	9%	5	23%	
J Dray	TE	4	5%	5	23%	A Derby	TE	1	2%	7	32%	
M Ola	T	4	5%			D McCourty	FS		76	100%	5	23%
J Williams	RB	1	1%			P Chung	SS		76	100%	5	23%
S Gilmore	CB			56	100%	J Collins	LB		76	100%	5	23%
P Brown	LB			56	100%	M Butler	CB		76	100%		
Z Brown	LB			56	100%	D Hightower	LB		69	91%		
C Graham	FS			56	100%	L Ryan	CB		68	89%		
R Darby	CB			56	100%	M Brown	DT		63	83%	9	41%
A Williams	SS			56	100%	J Sheard	DE		58	76%	5	23%
J Hughes	LB			50	89%	C Long	DE		58	76%		
K Williams	DT			46	82%	A Branch	DT		57	75%	6	27%
L Alexander	LB			40	71%	T Flowers	DE		42	55%	2	9%
N Robey	CB			35	62%	J Coleman	CB		29	38%	5	23%
L Douzable	DE			28	50%	S McClellin	LB		25	33%	5	23%
C Bryant	NT			25	45%	V Valentine	DT		23	30%	3	14%
L McCray	LB			16	29%	D Harmon	SS		16	21%	10	45%
A Washington	DT			16	29%	J Freeny	LB		15	20%	10	45%
R Blanton	FS			8	14%	C Jones	CB		9	12%	6	27%
K Seymour	CB			6	11%	N Ebner	FS				21	95%
B Spikes	LB			5	9%	B Mingo	LB				21	95%
J Worthy	DT			5	9%	J Jones	CB				21	95%
R Humber	LB			16	73%	B King	FS				16	73%
C White	CB			15	68%	M Slater	WR				16	73%
J Meeks	SS			14	64%	J Richards	SS				10	45%
C Anderson	FS			12	55%	C Harbor	TE				8	36%
D Carpenter	K			10	45%	R Allen	P				7	32%
G Sanborn	LS			9	41%	J Cardona	LS				7	32%
C Schmidt	P			9	41%	S Gostkowski	K				2	9%
D Williams	SS			8	36%							

C Fleming	T	1	5%
T Karras	G	1	5%