



UNDER ARMOUR PERFORMANCE CENTER | 1 WINNING DRIVE | OWINGS MILLS, MD 21117 | 410-701-4000 | WWW.BALTIMORERAVENS.COM | @RAVENS



WASHINGTON REDSKINS (2-2) VS. BALTIMORE RAVENS (3-1)



SUNDAY, OCTOBER 9, 2016 • 1 P.M. ET • M&T BANK STADIUM (71,008)

JUST THE FACTS

- For the second-consecutive week, the Baltimore Ravens (3-1) will play host at M&T Bank Stadium when they welcome the Washington Redskins (2-2) to Charm City for a “Beltway Battle” that kicks off at 1 p.m. The Ravens are currently tied with Pittsburgh atop the AFC North, while Washington, which has won two-straight games, is tied for third in the competitive NFC East.
- In the Baltimore-Washington series history, the Ravens lead 3-2. Interestingly, these two teams have only met once in Baltimore, a game that the Ravens won 24-10 in head coach **John Harbaugh’s** debut season of 2008. Baltimore and Washington last played during the Ravens’ 2012 Super Bowl-winning campaign, when the Redskins emerged with a 31-28 OT win at FedEx Field on Dec. 9.
- Last Sunday against Oakland, in a game that saw each team score a pair of touchdowns in the fourth quarter, the Ravens lost for the first time in 2016 when the Raiders won, 28-27. Baltimore’s attempt to set up a possible game-winning field goal failed after **QB Joe Flacco’s** pass to **WR Kamar Aiken** at the Raiders’ 32-yard line with 43 seconds remaining fell incomplete. The Ravens took a 27-21 lead on **RB Terrance West’s** 3-yard TD run with 3:36 remaining in the game. But Oakland **QB Derek Carr**, who threw 4 TD passes in the contest, then directed a six-play, 66-yard TD drive that ended with a 23-yard strike to **WR Michael Crabtree** with 2:12 left.
- Last Sunday, the Redskins beat the visiting Browns, 31-20, at FedEx Field behind QB Kirk Cousins, who was 21-of-27 for 183 yards and 3 TDs, including 2 to standout TE Jordan Reed.

MEDIA & PRACTICE SCHEDULE

- Wed. Oct. 5:** 10:30 a.m.... Practice / Media Viewing
12:30 p.m.... Coach Harbaugh & Key Players at Podium & Open Locker Room
- Thur. Oct. 6:** 10:30 a.m.... Practice / Media Viewing
12:30 p.m.... Three Coordinators at Podium & Open Locker Room
- Fri. Oct. 7:** 11:15 a.m. Practice / Media Viewing
12:50 p.m.... Coach Harbaugh at Podium & Open Locker Room

WEDNESDAY CONFERENCE CALLS

Redskins: Jay Gruden at 12:30 p.m. & CB Josh Norman at 12:40 p.m.
Ravens: WR Steve Smith Sr. at 12:30 p.m. & John Harbaugh at 12:50 p.m.

CALLING THE ACTION

Television: FOX / WBFF Ch. 45 (Baltimore)
- Kenny Albert (play-by-play) - Daryl Johnston (analyst)
- Laura Okmin (sideline)
- Barry Landis (producer) - Bryan Lilley (director)

Local Radio: WBAL (1090 AM) & 98Rock (97.9 FM)
- Gerry Sandusky (play-by-play) - Stan White & Qadry Ismail (analysts)

HARBS SAYS

JOHN HARBAUGH ON THE RAVENS’ PURSUIT OF PROGRESS & SUCCESS:
“We see progress. That’s what we chase – from offseason, to training camp, through preseason games and now game by game, practice by practice. We always heard this from our dad: ‘You never stay the same. You either get better, or you’re getting worse.’ Part of that is playing winning football and finding ways to make good, clean plays with the game on the line. Don’t give games away. We strive to have the right ingredients all the time, and that includes late in fourth quarters.”

INJURY UPDATE

The Ravens have 11 players on Injured Reserve, including standout **TE Benjamin Watson**, who tore his Achilles tendon on Aug. 27. Key contributors **CB Kyle Arrington**, **DT Carl Davis** and **S Matt Elam** are also on IR, as is third-round rookie draft pick **DE Bronson Kaufusi**, who broke his ankle during training camp. The following players did not play in Week 4 vs. Oakland due to injury: **RB Kenneth Dixon** (knee), **CB Sheldon Price** (thigh) and first-round pick **LT Ronnie Stanley** (foot). **TE Maxx Williams** (knee) left the game and did not return.

NOTE THE QUOTE

HALL OF FAMER MICHAEL IRVIN ON WHETHER HE BELIEVES WR STEVE SMITH SR. IS A FUTURE HALL OF FAME INDUCTEE:
“No doubt I see him there. He’s an incredible player, and he’s been an incredible player for a long time. There’s no doubt in my mind that, one day, he shall definitely wear a gold jacket.”

WHAT’S GOING ON?

WR Steve Smith Sr., who is just over 10 months removed from a 2015 season-ending Achilles tendon tear, is back in full force for the Ravens. Through four games, the remarkable wideout leads Baltimore in catches (24) and receiving yards (281), figures that include last Sunday’s 111-yard output (on 8 receptions) vs. Oakland. Against the Raiders, Smith Sr. produced the 51st 100-yard receiving game of his career, which currently ties (Andre Johnson & Terrell Owens) for fourth in NFL history. As a Raven, Smith Sr. owns eight 100-yard games, a mark that ranks second in team history (WR Mark Clayton, nine).

ALL-TIME 100-YARD RECEIVING GAMES

| NFL HISTORY | | | RAVENS HISTORY | | |
|-------------|-----------------|-------|----------------|-------------------|-------|
| Rk. | Player | Total | Rk. | Player | Total |
| 1. | Jerry Rice | 76 | 1. | Mark Clayton | 9 |
| 2. | Randy Moss | 64 | 2. | Steve Smith Sr. | 8 |
| 3. | Marvin Harrison | 59 | 3. | Derrick Alexander | 7 |
| 4. | Steve Smith Sr. | 51 | | Derrick Mason | 7 |
| | Andre Johnson | 51 | 5. | Anquan Boldin | 6 |
| | Terrell Owens | 51 | | Torrey Smith | 6 |

2016 TEAM INFORMATION

SCHEDULE/RESULTS (3-1)

| Date | Opponent | Time/Result |
|----------------|-------------------------|------------------|
| Sun. Sept. 11 | BUFFALO BILLS | W 13-7 |
| Sun. Sept. 18 | at Cleveland Browns | W 25-20 |
| Sun. Sept. 25 | at Jacksonville Jaguars | W 19-17 |
| Sun. Oct. 2 | OAKLAND RAIDERS | L 27-28 |
| Sun. Oct. 9 | WASHINGTON REDSKINS | 1:00 p.m. |
| Sun. Oct. 16* | at New York Giants | 1:00 p.m. |
| Sun. Oct. 23* | at New York Jets | 1:00 p.m. |
| Sun. Oct. 30 | BYE | |
| Sun. Nov. 6* | PITTSBURGH STEELERS | 1:00 p.m. |
| Thurs. Nov. 10 | CLEVELAND BROWNS | 8:25 p.m. (NFLN) |
| Sun. Nov. 20* | at Dallas Cowboys | 1:00 p.m. |
| Sun. Nov. 27* | CINCINNATI BENGALS | 1:00 p.m. |
| Sun. Dec. 4* | MIAMI DOLPHINS | 1:00 p.m. |
| Mon. Dec. 12 | at New England Patriots | 8:30 p.m. (ESPN) |
| Sun. Dec. 18* | PHILADELPHIA EAGLES | 1:00 p.m. |
| Sun. Dec. 25 | at Pittsburgh Steelers | 4:30 p.m. |
| Sun. Jan. 1* | at Cincinnati Bengals | 1:00 p.m. |

*Flexible Scheduling Games Home Games in CAPS All Times Eastern

SPOTLIGHT: DENNIS PITTA



Pos: TE **Ht:** 6-4 **Wt:** 238 **Exp. (NFL/Ravens):** 7/7
College: BYU **Hometown:** Moorpark, CA

Why do you think that you have emerged as such a third-down target? "As a receiver, third downs are where you make your money. If you can be a guy that is reliable on third down, it goes a long way. That is the most critical down in football in terms of being able to sustain drives and move the ball, so it is definitely a time where I hope to make plays."

This offseason, you played basketball to help rehab your hip injury. What is it about basketball you like? "I've always liked basketball; it has always been a fun sport to play. I played in high school. I played a lot this offseason because it was the best thing I could do to simulate physical activity. It gave my hip a lot of work against other people, and it was good for me to see how it responded. I also just enjoy sports in general, so it was really good to get some exercise. I also was able to get [former Ravens TE] Todd Heap to come and play with me on the basketball court and schooled him a bunch of times." (laughter)

What is your favorite country you've visited? "The Dominican Republic is awesome. I went there for my Mormon mission trip when I was younger, and I went back there for my honeymoon. It has great beaches and good weather."

What is something that the average NFL fan doesn't realize about the tight end position? "Most people don't realize that tight ends have to be one of the best athletes on the team. We have to do it all. We have to block guys that are bigger than us, and we still have to run routes against other guys. We really are asked to do a lot, and that makes playing the tight end position extremely difficult."

You have a son and twin daughters. How hard is it to balance being a father and playing in the NFL? "There are definitely a lot of challenges in being an NFL dad. A lot of my teammates get to go home and rest after a long day of practice and workouts. For those of us that are fathers, our day just starts when we get home. I have three kids under three, and they are always running wild when I get home. Being able to sustain the energy is definitely the hardest part."

One thing fans like is your hair. Does your three-year old son have the same style as you? "He definitely does. (laughter) We take pride in our hair, and my son has great hair. We are trying to teach him early to style it properly and maximize his potential, physically." (laughter)

Which teammate is likely to be a future NFL coach? "Eric Weddle."

Who is your favorite tight end of all time? "Todd Heap."

NOTE OF THE WEEK I

Led by coordinator **Dean Pees**, the Ravens' defense, which ranks No. 1 in the NFL in total yards allowed (256.0 ypg), has been stout across the board this season. Below are several standout areas where Baltimore's defensive unit has shined, entering Week 5.

2016 TOP NFL DEFENSIVE RANKINGS

| TOTAL DEFENSE (YPG) | | NET PASSING (YPG) | |
|---------------------------|-------|---------------------------|-------|
| 1. Baltimore | 256.0 | 1. Houston | 162.5 |
| 2. Seattle | 264.0 | 2. Denver | 169.5 |
| 3. Philadelphia | 274.3 | 3. Baltimore | 176.0 |
| 4. Denver | 283.3 | 4. Seattle | 183.8 |
| 5. Houston | 287.8 | 5. Jacksonville | 198.8 |

| THREE-&-OUT PCT. | | NEGATIVE YARD RUNS | |
|-------------------------|------|--------------------------|----|
| 1. Houston | 35.3 | 1. Green Bay | 19 |
| 2. Cincinnati | 31.9 | 2. Baltimore | 13 |
| 3. Seattle | 31.1 | 3. Los Angeles | 12 |
| 4. Chicago | 29.5 | NY Jets | 12 |
| 5. Baltimore | 29.2 | 5. Four Teams | 10 |

| BIG PLAYS (20+ YARDS) | | 1ST DOWNS (AVG. PER GAME) | |
|----------------------------|----|---------------------------|------|
| 1. Baltimore | 8 | 1. Baltimore | 13.8 |
| Denver | 9 | 2. Houston | 14.8 |
| Minnesota | 9 | 3. Philadelphia | 15.0 |
| Seattle | 9 | Seattle | 15.0 |
| 5. Chicago/Phily | 11 | 5. Arizona | 17.0 |

NOTE OF THE WEEK II

Sunday's game will feature two of the NFL's best kickers in Ravens **K Justin Tucker** and Redskins **K Dustin Hopkins**. Those two players are the league's only kickers to attempt at least 10 FGs this season and remain perfect. Tucker is 11-of-11, while Hopkins is 12-of-12. Hopkins' 12 connections tie (Cincy's Mike Nugent) for the NFL's most, while Tucker is just behind in third with 11 successful boots.

REMAINING PERFECT KICKERS / 2016 SEASON

| Kicker | FGM | FGA | Pct. |
|------------------------------|-----------|-----------|--------------|
| Dustin Hopkins (Was.) | 12 | 12 | 100.0 |
| Justin Tucker (Bal.) | 11 | 11 | 100.0 |
| Matt Bryant (Atl.) | 8 | 8 | 100.0 |
| Steven Hauschka (Sea.) | 8 | 8 | 100.0 |
| Adam Vinatieri (Ind.) | 8 | 8 | 100.0 |
| Greg Zuerlein (LA) | 5 | 5 | 100.0 |
| Mason Crosby (GB) | 4 | 4 | 100.0 |

KEY MILESTONES IN REACH

1

Win needed by **John Harbaugh** to pass Brian Billick for the most regular season victories in Ravens history. (They are currently tied with 80, although, Harbaugh owns the most total victories – including playoffs – with 90 to Billick's 85.)

133

Receiving yards needed by **WR Steve Smith Sr.** to pass Reggie Wayne (14,345) for eighth most in NFL history. With 15 more catches, Smith Sr. will hit 1,000 for his career.

2016 AFC NORTH STANDINGS

| Teams | W | L | T | Home | Road | Div. | Con. | PF | PA | Streak |
|------------------|----------|----------|----------|------------|------------|------------|------------|-----------|-----------|---------------|
| Baltimore | 3 | 1 | 0 | 1-1 | 2-0 | 1-0 | 3-1 | 84 | 72 | Lost 1 |
| Pittsburgh | 3 | 1 | 0 | 2-0 | 1-1 | 1-0 | 2-0 | 108 | 80 | Won 1 |
| Cincinnati | 2 | 2 | 0 | 1-1 | 1-1 | 0-1 | 2-2 | 78 | 82 | Won 1 |
| Cleveland | 0 | 4 | 0 | 0-1 | 0-3 | 0-1 | 0-2 | 74 | 115 | Lost 4 |



QUOTE THE RAVENS

Browns head coach Hue Jackson on the Ravens' defense:

"They are right back to being the Ravens of the old times. They are a very good defensive front; they have some good players in the secondary. I remember playing them in the past, and it used to feel like there were 13 guys out there instead of 11. They are playing with that swagger and confidence again, and they are a very good defensive football team."

OLB Terrell Suggs on bouncing back from the Raiders loss:

"We have to capitalize on our opportunities. There is nothing [fans and media] can say that we don't already know. But like I said, we are a veteran team, and we're not going to get down on ourselves. This one sucks, because we fought all the way back and took the lead. Especially this city and this team, we don't like losing games on defense. But we are going to get better and continue to work. It is just one missed opportunity."

DT Timmy Jernigan on the loss to Oakland and being a defense that wins games in the clutch:

"[Giving up a late lead] is not the way we want to be remembered. We've come too far, and we're too proud, to have that on our record. It's a team game, and we need to get back to what worked for us the first three games. There's a lot of pride in this locker room, and there are good things ahead for this team."

CB Jimmy Smith on dropping a game to Oakland but still being 3-1 with much of the season ahead:

"Absolutely, we're 3-1 with an opportunity to win the game at the end [vs. Oakland]. We're not down on ourselves at all. We know we have the potential to be a really, really good team, and once we start realizing that, we're going to take off."

ILB Zachary Orr on the impact of S Eric Weddle:

"We joke around and say that is 'Coach Weddle.' He really is a coach on the field. He is constantly talking to all of us, not just to me, but C.J. [Mosley] as well and other DBs. He is just constantly reminding us, little tips [such as], 'Get your depth here; this is what they like to do.' In the heat of battle, it is great to have someone like that who can remind you of little tips that the offense likes to do. It has been great, and we love having him back there. It doesn't hurt that he is a playmaker as well."

John Harbaugh on how S Eric Weddle fits with the Ravens:

"He has an enthusiasm for the work day. He loves football. He loves every part of the work day. He loves every part of being in here and being a football player. There's never something that you look at him and he's not excited to do. That is infectious. That's something that makes us all better, and to me, that's one of the things that a great leader does, and he has those qualities. He fits in with how we do things around here perfectly. I give Ozzie [Newsome] all the credit in the world. That was a great signing."

CSN Mid-Atlantic's Cliff Brown on Joe Flacco's leadership:

"For the first five years of his career, Flacco played with Ravens legends Ray Lewis and Ed Reed, and he allowed them and other veterans to set the emotional pulse for the team. Now Smith and linebacker Terrell Suggs remain the loudest voices in the locker room, but when Flacco speaks, players listen."

Head coach John Harbaugh on owner Steve Biscotti's leadership:

"Steve is such a creative, outside-the-box thinker, and he's going to challenge us in, really, every direction. He's going to push the envelope. He's going to suggest things that really just make you scratch your head, because he really wants to push the thinking. To me, that's what a great leader does."

NFL Media's Mike Mayock on Baltimore's personnel department:

"I think the Ravens front office is as solid as any in the National Football League. It's not just [general manager and executive vice president] Ozzie [Newsome] who is outstanding. It's [assistant general manager] Eric DeCosta, it's [director of college scouting] Joe Hortiz. These guys are outstanding. They've stood the test of time. I think when you really go through their draft and understand what's happened, they are one of the solid drafting teams in the league, and they will continue to be so."

Special teams coordinator/associate HC Jerry Rosburg on K Justin Tucker winning AFC Special Teams Player of the Month (Sept.):

"He's deserving of it because he's not only made long kicks, but he's been very consistent, and his kickoffs have been just as ordered. He's been clutch. He's made some big kicks in big moments. That's really the sign of a great kicker, someone who can come in in the fourth quarter and pin a game down for you."

Bengals DT Geno Atkins on matching up against G Marshal Yanda:

"When I tell my son or daughter about football, I'll tell them that he was one of the best guards I went up against in the league. He's got nastiness, he's physical, and he has finesse. He's strong, but if you try to beat him with a little finesse, he can handle that, too, because he's got good feet. He's got the whole package."

DT Timmy Jernigan on OLB Terrell Suggs mentoring him:

"He brings a special type of energy with him. He is definitely one of those guys that is almost like having a coach with you. When we are out there together, and he sees something, sometimes he is telling me, 'The play is coming to you.' Off of that, before the ball snaps, it is easy to make pre-snap reads and things like that, especially with a guy like Suggs beside you. He hasn't told me anything wrong in three years. Every time he has been beside me and said, 'This is what is about to happen,' it has happened."

RB Terrance West on playing for the Ravens, his hometown team:

"Throughout my career – high school, college – I've always had obstacles I have had to overcome. I was in Cleveland, I went to Tennessee, now I'm with the Baltimore Ravens. I want to make this my last stop."

RAVENS / OPPONENT INFORMATION



2016 NFL RANKINGS

DEFENSE

| Category | --Ravens-- | | --Redskins-- | |
|---------------------|------------|------|--------------|------|
| | Stats | Rank | Stats | Rank |
| Total Defense | 256.0 | 1 | 413.5 | 29 |
| Rush Defense | 80.0 | 5 | 133.0 | 30 |
| Pass Defense | 176.0 | 3 | 280.5 | 25 |
| Points Per Game | 18.0 | 7 | 28.0 | 26 |
| 3rd-Down Def. % | 35.7 | 8 | 57.4 | 32 |
| 4th-Down Def. % | 100.0 | 29t | 75.0 | 25t |
| Red Zone Def. (TD%) | 87.5 | 32 | 62.5 | 23 |

OFFENSE

| Category | --Ravens-- | | --Redskins-- | |
|---------------------|------------|------|--------------|------|
| | Stats | Rank | Stats | Rank |
| Total Offense | 346.3 | 19t | 380.0 | 8 |
| Rush Offense | 94.3 | 18 | 93.0 | 20t |
| Pass Offense | 252.0 | 16t | 287.0 | 5 |
| Points Per Game | 21.0 | 18t | 24.8 | 12 |
| 3rd-Down Off. % | 39.3 | 19 | 41.3 | 15t |
| 4th-Down Off. % | 40.0 | 19t | 25.0 | 25t |
| Red Zone Off. (TD%) | 62.5 | 12 | 36.8 | 30 |

TEAM

| Category | --Ravens-- | | --Redskins-- | |
|----------------|------------|------|--------------|------|
| | Stats | Rank | Stats | Rank |
| Turnover Ratio | -1 | 18t | +3 | 6t |
| Penalties | 28 | 19t | 34 | 28 |
| Penalty Yards | 227 | 15 | 251 | 18 |



SERIES HISTORY

• Baltimore leads the all-time regular season series, 3-2.

| Date | Location | Result/Score | Attendance |
|----------|------------|----------------------|------------|
| 10/26/97 | Washington | Ravens, 20-17 | 75,067 |
| 10/15/00 | Washington | Redskins, 10-3 | 83,252 |
| 10/10/04 | Washington | Ravens, 17-10 | 90,287 |
| 12/07/08 | Baltimore | Ravens, 24-10 | 71,438 |
| 12/09/12 | Washington | Redskins, 31-28 (OT) | 81,178 |



RAVENS VS. THE NFC

Under **John Harbaugh**, the Ravens are 20-12 in games played vs. the NFC since 2008, producing the fifth-best mark among AFC clubs.

AFC'S BEST RECORDS VS. NFC TEAMS (John Harbaugh Era / Since 2008)

| Rk. | Team | Record | Pct. |
|-----|-------------------------|--------------|-------------|
| 1. | New England Patriots | 25-8 | .758 |
| 2. | Denver Broncos | 23-11 | .676 |
| 3. | Cincinnati Bengals | 20-10 | .656 |
| 4. | Pittsburgh Steelers | 22-12 | .647 |
| 5. | Baltimore Ravens | 20-12 | .625 |



AT HOME UNDER HARBS

Under **John Harbaugh**, the Ravens are 49-17 in games played in Baltimore, ranking as the NFL's third-best home mark since 2008.

NFL'S BEST REGULAR SEASON HOME RECORDS (John Harbaugh Era / Since 2008)

| Rk. | Team | Record | Pct. |
|-----|-------------------------|--------------|-------------|
| 1. | New England Patriots | 58-9 | .866 |
| 2. | Green Bay Packers | 50-14-1 | .777 |
| 3. | Baltimore Ravens | 49-17 | .742 |



2016 BAL./WAS. LEADERS

PASSING YARDS (TDS/INTS)

Joe Flacco1,072 (4/4) Kirk Cousins1,172 (6/4)

RUSHING YARDS (YPC)

Terrance West232 (4.3) Matt Jones267 (4.5)
Justin Forsett98 (3.2) Chris Thompson71 (4.7)
Mike Wallace19 (6.3) Kirk Cousins23 (3.8)

RECEIVING YARDS (CATCHES)

Steve Smith Sr.281 (24) Jordan Reed263 (25)
Mike Wallace210 (14) DeSean Jackson243 (15)
Dennis Pitta200 (21) Jamison Crowder196 (18)

POINTS

Justin Tucker38 Dustin Hopkins45
Mike Wallace20 Four Players12

INTERCEPTIONS (YARDS)

C.J. Mosley2 (0) Four Players1 (n/a)
Three Players1 (n/a) Nonen/a

SACKS (YARDS)

Timmy Jernigan3 (-17) Trent Murphy4 (-17)
Terrell Suggs3 (-21) Ryan Kerrigan1.5 (-11)

TACKLES (SOLO)

Zachary Orr32 (23) Will Compton36 (15)
C.J. Mosley23 (17) Mason Foster34 (21)
Shareece Wright21 (20) David Bruton Jr.27 (20)

GROSS PUNTING (NET)

Sam Koch47.4 (36.6) Tress Way42.4 (37.3)

FIELD GOALS (PCT.)

Justin Tucker11/11 (100.0) Dustin Hopkins12/12 (100.0)

PUNT RETURN YARDS (AVG.)

Devin Hester Sr.65 (8.1) Jamison Crowder105 (21.0)

KICKOFF RETURN YARDS (AVG.)

Devin Hester Sr.240 (30.0) Chris Thompson79 (26.3)



2016 TALE OF THE TAPE

| Category | Ravens | Redskins |
|---------------------------------|------------------|-----------------|
| Record | 3-1 | 2-2 |
| Current Streak | Lost 1 | Won 2 |
| Points Scored | 84 | 99 |
| TDs Scored | 7 | 9 |
| Rushing TDs Scored | 3 | 3 |
| Passing TDs Scored | 4 | 6 |
| TDs on Returns | 0 | 0 |
| Points Against | 72 | 112 |
| TDs Allowed | 10 | 13 |
| Rushing TDs Allowed | 2 | 8 |
| Passing TDs Allowed | 8 | 5 |
| TDs Allowed by Return | 0 | 0 |
| Time of Possession Avg. | 32:25 | 29:35 |
| KOR Avg. For. | 30.0 | 24.4 |
| KOR Avg. Against | 16.9 | 20.4 |
| PR Avg. For. | 8.1 | 17.5 |
| PR Avg. Against | 14.6 | 10.3 |
| Sacks | 9 | 8 |
| Sacks Allowed | 8 | 7 |
| Interceptions | 5 | 4 |
| Interceptions Thrown | 4 | 4 |

RAVENS / OPPONENT INFORMATION

CONNECTIONS

PRO CONNECTIONS

- Ravens assistant GM **Eric DeCosta** received his first NFL experience as a training camp intern in the Redskins' player personnel department.
- Ravens president **Dick Cass** represented the estate of Jack Kent Cooke in the sale of the Redskins to **Dan Snyder**.
- Ravens assistant special teams coach **Chris Horton** was selected by Washington in the seventh round of the 2008 NFL Draft. Horton played safety for the Redskins from 2008-11, earning NFC Defensive Player of the Week and Month honors during his rookie season.
- Redskins quarterbacks coach **Matt Cavanaugh** was Baltimore's offensive coordinator from 1999-2004. Cavanaugh was a member of the Ravens' Super Bowl XXXV Super Bowl Championship team and helped coach a running backs group that recorded a then-franchise record 2,199 yards during the 2000 season.
- Ravens ILB **Zachary Orr's** father, **Terry**, played tight end for Washington from 1986-93, seeing action in 105 games and producing 52 catches for 939 receiving yards and 10 TDs.
- Ravens assistant O-line coach **Todd Washington** and Redskins head coach **Jay Gruden** were both members of the Buccaneers Super Bowl XXXVII Championship team. Washington was a C/G (1998-2002) for Tampa Bay, while Gruden served as an offensive assistant (2002-08).
- During the 1996 season, Ravens offensive coordinator **Marc Trestman** held the same position with the 49ers while Redskins quarterbacks coach **Matt Cavanaugh** was the QBs coach. Trestman was a senior assistant (2001) and offensive coordinator/QBs coach (2002-03) for Oakland while Redskins offensive line coach **Bill Callahan** served as the Raiders' offensive coordinator/offensive line coach (1999-2001) and head coach (2002-03).

COLLEGE CONNECTIONS

- Redskins TE **Vernon Davis** (2003-05) was a consensus All-American and All-Atlantic Coast Conference first-team selection at Maryland. Davis is one of the most decorated players in Terrapins' history and was the No. 6 pick in the 2006 NFL Draft.
- Ravens K **Justin Tucker** (2008-11) and Redskins QB **Colt McCoy** (2005-09) helped Texas compile a 12-0 regular season record and earn an appearance in the National Title game in 2009.
- Ravens P **Sam Koch** played for Redskins O-line coach **Bill Callahan**, who served as head coach at Nebraska during the 2004-05 seasons.
- Ravens ILB **CJ Mosley** (2010-13) and Redskins T **Arie Kouandjio** (2010-14) were teammates at Alabama. Mosley and Kouandjio won back-to-back national championships in the 2011 and 2012 seasons.
- Ravens DT **Timmy Jernigan** (2011-14) and Redskins K **Dustin Hopkins** (2009-12) and RB **Chris Thompson** (2009-12) attended Florida State.
- Ravens CB **Tavon Young** and Redskins DE **Matt Ioannidis** were teammates on Temple's defense from 2012-15. The two rookies helped lead the Owls to a 10-4 record as seniors in 2015.

HOMETOWN/HIGH SCHOOL CONNECTIONS

- Redskins rookie CB **Kendall Fuller** was born in Baltimore and attended Our Lady of Good Counsel (Olney, MD), where he was named the U.S. Army All-American Defensive Player of the Year and Maryland Gatorade Football Player of the Year as a senior. Redskins G **Arie Kouandjio** prepped at DeMatha (Hyattsville, MD) and graduated in 2010.
- Ravens rookie CB **Tavon Young** prepped at Potomac (Oxon Hill, MD) HS, just 30 miles from Washington, D.C., and was named first-team All-League and All-Metro.
- Ravens SVP of football administration **Pat Moriarty** and Redskins offensive line coach **Bill Callahan** both attended Benedictine (Cleveland, OH), where each has been inducted into the athletic hall of fame.
- Redskins LB **Terence Garvin** attended Loyola Blakefield HS in Towson, MD, earning All-State honors as a defensive back.

WEEK 4 RECAP: OAK. 28, BAL. 27

In a battle that saw each team score a pair of touchdowns in the fourth quarter, the Ravens lost for the first time in 2016 when the Raiders won, 28-27, at M&T Bank Stadium last Sunday. Baltimore's attempt to set up a possible game-winning field goal failed after QB **Joe Flacco's** pass to WR **Kamar Aiken** at the Raiders' 32-yard line with 43 seconds left fell incomplete. The Ravens took a 27-21 lead on RB **Terrance West's** 3-yard TD run with 3:36 remaining in the game. Oakland QB Derek Carr, who threw 4 TD passes in the contest, then directed a six-play, 66-yard TD drive that ended with a 23-yard bullet to WR Michael Crabtree in the end zone with 2:12 left. Crabtree, who caught 7 balls for 88 yards, scored 3 TDs in the hard-fought game. Carr was 25-of-35 for 199. Twenty-two penalties were called in the game, 10 for 105 yards against the Ravens, including 5 for offensive holding. The Raiders took a 14-6 first-half lead on a pair of Carr TD throws, the first to WR Seth Roberts (6 yards) and the second to Crabtree (5 yards). K **Justin Tucker's** 2 FGs (24 and 43 yards) provided the Ravens' points. The Ravens closed the gap to 14-12 in the third quarter with a 1-yard Flacco dive on a fourth-down play. The 2-point conversion was unsuccessful. Oakland extended the lead to 21-12 on Crabtree's second TD from Carr, this one from 13 yards. Venerable WR **Steve Smith Sr.** brought the Ravens right back with an impressive 52-yard catch (from Flacco) and run. The Ravens played without two starters on the offensive line (**LT Ronnie Stanley** and **LG Alex Lewis**). Smith Sr. caught 8 passes for a game-high 111 yards, while FB **Kyle Juszczyk** produced career highs with 6 grabs for 56 yards. Flacco completed 32 of 52 for 298 yards to nine different receivers, and West ran for a career-best 113 yards (5.4 avg.) and 1 TD (21 rushes).

TOP PERFORMERS VS. WASHINGTON

OLB ELVIS DUMERVIL

| G | TT | Solo | AS | Sk-Yds | FF | FR | INT-Yds | TD | PD |
|---|----|------|----|---------|----|----|---------|----|----|
| 1 | 4 | 2 | 2 | 1.5-4.5 | 0 | 0 | 0-0 | 0 | 1 |

- Dumervil tallied 1.5 sacks in the Broncos' 27-17 loss at Washington on 11/15/09.

QB JOE FLACCO

| Record | Att. | Cmp. | Pct. | Yds | TDs | INT | Rate |
|--------|------|------|------|-----|-----|-----|------|
| 1-1 | 42 | 26 | 61.9 | 316 | 4 | 2 | 96.9 |

- In the Ravens' last meeting with Washington (12/9/12), Flacco was 16-of-21 for 182 yards, 3 TDs and 1 INT (121.4 rating).
- Against the NFC, he has completed 61.5% of his passes for 7,690 yards, 54 TDs and 24 INTs (91.4 rating). He is 20-11 in those games.

WR STEVE SMITH SR.

| G | Rec. | Yds | Avg. | LG | TDs | 1st | 25+ |
|---|------|-----|------|----|-----|-----|-----|
| 6 | 24 | 333 | 13.9 | 36 | 2 | 15 | 3 |

- On 10/23/11 while playing for Carolina, Smith Sr. posted 7 catches for 143 receiving yards in the Panthers' victory over Washington. Smith Sr. had a 19-yard TD catch vs. the Redskins on 11/4/12.

OLB TERRELL SUGGS

| G | TT | Solo | AS | Sk-Yds | FF | FR | INT-Yds | TD | PD |
|---|----|------|----|--------|----|----|---------|----|----|
| 2 | 10 | 7 | 3 | 3-26 | 0 | 0 | 0-0 | 0 | 2 |

- Suggs posted 4 tackles and 1 sack in his last game against Washington, which came on 12/7/08.

WR MIKE WALLACE

| G | Rec. | Yds | Avg. | LG | TDs | 1st | 25+ |
|---|------|-----|------|----|-----|-----|-----|
| 1 | 7 | 62 | 8.9 | 14 | 0 | 4 | 0 |

- Wallace helped the Steelers beat Washington, 27-12, on 10/28/12. Against NFC teams, Wallace has tallied 116 receptions for 1,863 yards (16.1 avg.) and 17 TDs.

LAST GAME VS. OAKLAND



REDSKINS 31, RAVENS 28 – 12/9/12 AT WASHINGTON

The host Redskins produced a furious rally to tie the contest, 28-28, in regulation and then won, 31-28, in the extra period on K Kai Forbath's 34-yard field goal. Baltimore took an 8-point lead (28-20) with 4:47 left in regulation on RB Ray Rice's 7-yard TD run. Washington then produced an impressive 13-play, 85-yard drive that finished with backup QB Kirk Cousins hitting WR Pierre Garcon with an 11-yard TD strike. Cousins then scored on a QB draw for the 2-point conversion to tie the game at 28. Twice in that series the Ravens sent Redskins starting QB Robert Griffin III to the sideline with injuries, setting up Cousins' heroics. The Ravens took a 21-14 halftime lead on 3 QB Joe Flacco TD throws: 2 to WR Anquan Boldin (19 and 31 yards) and the other to TE Dennis Pitta (14 yards). The Redskins scored on a 4-yard Griffin-to-WR Joshua Morgan throw and a 1-yard RB Alfred Morris run. The Redskins came within 1 (21-20) in the third quarter on a pair of Forbath FGs (48 and 49 yards). In the overtime, Baltimore won the toss, but punted after not making a first down. CB Richard Crawford then returned the kick 64 yards to set up the winning FG. Flacco completed 16 of 21 passes for 182 yards and a 121.4 QB rating. His 2 third-quarter turnovers (INT and a fumble) set up 2 Redskins FGs. Rice ran 20 times for 121 yards and caught 3 passes for 15 more. Morris rushed for 122 yards for the 'Skins, while Griffin III was 15-of-26 for 246 yards and a 102.4 rating. Boldin (10,072) passed the 10,000-yard career receiving milestone during his team-leading 78-yard performance (3 catches). OLB Paul Kruger has tallied at least 1 sack in five-straight games, tying former Ravens' OLB Adalius Thomas (who did it twice, 2005 and 2006) for a team record.

BALTIMORE RAVENS (Head Coach: John Harbaugh)

| OFFENSE | | DEFENSE | |
|---------|------------|---------|---------------|
| WR 82 | T. Smith | DT 92 | H. Ngata |
| WR 81 | A. Boldin | NT 62 | T. Cody |
| LT 74 | M. Oher | OLB 99 | P. Kruger |
| LG 76 | J. Reid | RUSH 91 | C. Upshaw |
| C 77 | M. Birk | WILL 51 | B. Ayanbadejo |
| RG 73 | M. Yanda | MIKE 53 | J. McClain |
| RT 72 | K. Osemele | SAM 50 | A. McClellan |
| TE 88 | D. Pitta | LCB 24 | C. Graham |
| QB 5 | J. Flacco | SS 31 | B. Pollard |
| FB 44 | V. Leach | FS 20 | E. Reed |
| RB 27 | R. Rice | RCB 29 | C. Williams |

WASHINGTON REDSKINS (Head Coach: Mike Shanahan)

| OFFENSE | | DEFENSE | |
|---------|-------------------|---------|---------------|
| LT 71 | T. Williams | LDE 99 | J. Jenkins |
| LG 78 | K. Lichtensteiger | NT 96 | B. Cofield |
| C 63 | W. Montgomery | RDE 72 | S. Bowen |
| RG 66 | C. Chester | LOLB 91 | R. Kerrigan |
| RT 74 | T. Polunbus | MLB 59 | L. Fletcher |
| TE 82 | L. Paulsen | JLB 56 | P. Riley |
| WR 88 | P. Garcon | ROLB 50 | R. Jackson |
| QB 10 | R. Griffin | LCB 23 | D. Hall |
| FB 36 | D. Young | RCB 26 | J. Wilson |
| WR 15 | J. Morgan | FS 41 | Mad. Williams |
| RB 46 | A. Morris | SS 37 | R. Doughty |

GAME SUMMARY

| | 1 | 2 | 3 | 4 | OT | TOTAL | FIELD GOALS (MADE) & MISSED |
|------------|----|----|---|---|----|-------|-----------------------------|
| BALTIMORE | 7 | 14 | 0 | 7 | 0 | 28 | None |
| WASHINGTON | 14 | 0 | 6 | 8 | 3 | 31 | K. Forbath (48, 49, 34) |

| TEAM | QTR | TIME | PLAY DESCRIPTION (extra point) | DRIVE | SCORE |
|----------|-----|-------|--|-------------|-------|
| Redskins | 1 | 9:38 | J. Morgan 4 yd. pass from R. Griffin (K. Forbath kick) | 10-80, 5:22 | 0-7 |
| Ravens | 1 | 7:05 | A. Boldin 19 yd. pass from J. Flacco (J. Tucker kick) | 5-81, 2:33 | 7-7 |
| Redskins | 1 | 2:55 | A. Morris 1 yd. run (K. Forbath kick) | 8-83, 4:10 | 7-14 |
| Ravens | 2 | 10:16 | A. Boldin 31 yd. pass from J. Flacco (J. Tucker kick) | 9-77, 4:29 | 14-14 |
| Ravens | 2 | 8:39 | D. Pitta 14 yd. pass from J. Flacco (J. Tucker kick) | 3-14, 0:51 | 21-14 |
| Redskins | 3 | 10:27 | K. Forbath 48 yd. Field Goal | 6-16, 2:25 | 21-17 |
| Redskins | 3 | 1:21 | K. Forbath 49 yd. Field Goal | 8-54, 4:14 | 21-20 |
| Ravens | 4 | 4:47 | R. Rice 7 yd. run (J. Tucker kick) | 8-62, 4:00 | 28-20 |
| Redskins | 4 | 0:29 | P. Garcon 11 yd. pass from K. Cousins (K. Cousins run) | 13-85, 4:18 | 28-28 |
| Redskins | 5 | 11:37 | K. Forbath 34 yd. Field Goal | 3-8, 1:46 | 28-31 |

OFFICIALS – Referee: John Parry (132), Umpire: Dan Ferrell (64), Head Linesman: Derick Bowers (74), Line Judge: Rusty Baynes (59), Side Judge: Ronald Torbert (62), Field Judge: Scott Edwards (3), Back Judge: Perry Paganelli (46)

TEAM STATISTICS

| | RAVENS | REDSKINS |
|-------------------------------|------------|-------------|
| First Downs | 18 (9-7-2) | 22 (7-13-2) |
| Third Downs | 6-12 (50%) | 4-11 (36%) |
| Fourth Downs | 0-0 (0%) | 0-0 (0%) |
| Total Net Yards | 359 | 423 |
| Plays – Average | 58-6.2 | 66-6.4 |
| Net Yds Rushing | 186 | 179 |
| Rushes – Average | 35-5.3 | 35-5.1 |
| Net Yards Passing | 173 | 244 |
| Att. – Yds Lost – Gross Pass. | 2-9-182 | 3-24-268 |
| Passes Att. – Comp. – INT | 21-16-1 | 28-17-0 |
| Red Zone | 3-4 (75%) | 3-4 (75%) |
| Goal-to-Go | 1-1 (100%) | 2-2 (100%) |
| Punts – Avg. | 5-50.2 | 5-48.0 |
| Penalties – Yards | 8-56 | 8-70 |
| Fumbles – Lost | 2-1 | 3-1 |
| Time of Possession | 29:22 | 34:01 |

INDIVIDUAL STATISTICS

| RAVENS | | | | | | REDSKINS | | | | | | | | | | | |
|---------------|-----------|------------|-------------|------------|------------|---------------|-----------|--------------|--------------|-----------|-----------|------------|-------------|----------|-----------|----------|--------------|
| RUSHING | ATT | YDS | AVG | LG | TD | RUSHING | ATT | YDS | AVG | LG | TD | | | | | | |
| R. Rice | 20 | 121 | 6.1 | 46 | 1 | A. Morris | 23 | 129 | 5.6 | 29 | 1 | | | | | | |
| B. Pierce | 8 | 53 | 6.6 | 21 | 0 | R. Griffin | 7 | 34 | 4.9 | 13 | 0 | | | | | | |
| J. Flacco | 5 | 9 | 1.8 | 5 | 0 | E. Royster | 3 | 11 | 3.7 | 5 | 0 | | | | | | |
| V. Leach | 2 | 3 | 1.5 | 2 | 0 | L. Hankerson | 1 | 3 | 3.0 | 3 | 0 | | | | | | |
| | | | | | | P. Garcon | 1 | 2 | 2.0 | 2 | 0 | | | | | | |
| Total | 35 | 186 | 5.3 | 46 | 1 | Total | 35 | 179 | 5.1 | 29 | 1 | | | | | | |
| PASSING | ATT | CMP | YDS | SK/YD | TD | LG | IN | RT | PASSING | ATT | CMP | YDS | SK/YD | TD | LG | IN | RT |
| J. Flacco | 21 | 16 | 182 | 2/9 | 3 | 31 | 1 | 121.4 | R. Griffin | 26 | 15 | 242 | 3/24 | 1 | 31 | 0 | 102.4 |
| | | | | | | | | | K. Cousins | 2 | 2 | 26 | 0/0 | 1 | 15 | 0 | 158.3 |
| Total | 21 | 16 | 182 | 2/9 | 3 | 31 | 1 | 121.4 | Total | 28 | 17 | 268 | 3/24 | 2 | 31 | 0 | 117.0 |
| RECEIVING | REC | YDS | AVG | LG | TD | RECEIVING | REC | YDS | AVG | LG | TD | | | | | | |
| D. Pitta | 5 | 46 | 9.2 | 14 | 1 | P. Garcon | 5 | 83 | 16.6 | 23 | 1 | | | | | | |
| A. Boldin | 3 | 78 | 26.0 | 31 | 2 | L. Hankerson | 4 | 67 | 16.8 | 29 | 0 | | | | | | |
| R. Rice | 3 | 15 | 5.0 | 9 | 0 | S. Moss | 3 | 52 | 17.3 | 31 | 0 | | | | | | |
| B. Pierce | 2 | 11 | 5.5 | 11 | 0 | J. Morgan | 3 | 30 | 10.0 | 21 | 1 | | | | | | |
| V. Leach | 2 | 11 | 5.5 | 8 | 0 | D. Young | 1 | 28 | 28.0 | 28 | 0 | | | | | | |
| T. Smith | 1 | 21 | 21.0 | 21 | 0 | L. Paulsen | 1 | 8 | 8.0 | 8 | 0 | | | | | | |
| Total | 16 | 182 | 11.4 | 31 | 3 | Total | 17 | 268 | 15.6 | 31 | 2 | | | | | | |
| INTERCEPTIONS | NO | YDS | AVG | LG | TD | INTERCEPTIONS | NO | YDS | AVG | LG | TD | | | | | | |
| | 0 | 0 | 0.0 | 0 | 0 | L. Fletcher | 1 | 2 | 2.0 | 2 | 0 | | | | | | |
| Total | 0 | 0 | 0.0 | 0 | 0 | Total | 1 | 2 | 2.0 | 2 | 0 | | | | | | |
| SACKS | NO | YDS | SACKS | NO | YDS | | | | | | | | | | | | |
| P. Kruger | 1.5 | 12.5 | A. Jones | 1.5 | 11.5 | | | | | | | | | | | | |
| Total | 1 | 2 | J. Pugh | 1-9 | R. Jackson | 1-0 | | | | | | | | | | | |

RAVENS WINNING WAYS

SUPER BOWL TITLES



LB Ray Lewis - 2000 Super Bowl XXXV MVP

In a magnificent effort showcasing thrilling performances by their defense, offense and special teams units, the Baltimore Ravens won Super Bowl XXXV with a 34-7 victory over the New York Giants. Allowing the Giants a meager 152 total net yards, New York's attack crossed midfield just twice, while Baltimore's "D" posted 4 INTs. LB Ray Lewis was named the game's MVP, capping an accolade-filled season in which he was also tabbed the NFL's Defensive Player of the Year.



QB Joe Flacco - 2012 Super Bowl XLVII MVP

Baltimore defeated San Francisco, 34-31, in Super Bowl XLVII, capturing the franchise's second World Championship. After an amazing first-half performance, the Ravens took a commanding 28-6 lead. But following a bizarre, 34-minute power outage that halted play, the 49ers stormed back into contention. Clinging to a 34-29 edge late in the game, the Ravens stood firm on a pivotal goal-line stand, jamming SF on four-straight plays inside the 7-yard line. QB Joe Flacco was named the game's MVP.

BEST POSTSEASON WINNING PCT.

PLAYOFF WINNING PERCENTAGE / SINCE 1970 MERGER

| Rk. | Team | Record | Pct. |
|-----|--------------------------|--------|------|
| 1. | Baltimore Ravens** | 15-8 | .652 |
| 2. | New York Giants**** | 20-11 | .645 |
| 3. | San Francisco 49ers***** | 30-19 | .612 |
| 4. | New England Patriots**** | 28-18 | .609 |
| 5. | Pittsburgh Steelers***** | 34-22 | .607 |

* Number of Super Bowl Titles

JOHN HARBAUGH ERA (SINCE 2008)

PLAYOFF BERTHS

1. Green Bay Packers 7
2. New England Patriots 7
3. **Baltimore Ravens 6**
4. Cincinnati Bengals 6
5. Indianapolis Colts 6

TOTAL WINS

1. New England Patriots . . 107
2. Green Bay Packers 92
3. Pittsburgh Steelers 91
4. **Baltimore Ravens 90**
5. Denver Broncos 88

PLAYOFF WINS

1. **Baltimore Ravens 10**
2. New England Patriots . . . 8
3. Seattle Seahawks 8
4. Green Bay Packers 7
5. Denver, Pittsburgh 6

PLAYOFF GAMES

1. **Baltimore Ravens 15**
2. New England Patriots . . 14
3. Green Bay Packers 13
4. Seattle Seahawks 12
5. Indianapolis Colts 11

AFC TITLE GAMES

1. New England Patriots . . . 5
2. **Baltimore Ravens 3**
3. Denver Broncos 2
4. Indianapolis Colts 2
5. NY Jets, Pittsburgh 2

PLAYOFF ROAD WINS

1. **Baltimore Ravens 7**
2. Green Bay Packers 4
3. New York Jets 4
4. San Francisco 49ers 3
5. NYG, Phi., Sea 2

REG. SEASON WINS

1. New England Patriots . . . 99
2. Green Bay Packers 85
3. Pittsburgh Steelers 85
4. Denver Broncos 82
5. **Baltimore Ravens 80**
6. Indianapolis Colts80

REG. SEASON HOME WINS

1. New England Patriots . . 58
2. Green Bay Packers 50
3. **Baltimore Ravens 49**
4. Pittsburgh Steelers 48
5. Indianapolis Colts 45
6. Five Teams 44

SUPER BOWL SUCCESS

The Baltimore Ravens are one of four franchises (New England, NY Giants and Pittsburgh) to win multiple Super Bowls since 2000.

NFL'S WINNINGEST FRANCHISES (SINCE 2000)

TOTAL WINS

1. New England Patriots . . 212
2. Indianapolis Colts 181
3. Pittsburgh Steelers 180
4. Green Bay Packers 173
5. **Baltimore Ravens 167**
6. Denver Broncos 166

SUPER BOWL BERTHS

1. New England Patriots . . . 6
2. New York Giants 3
3. Pittsburgh Steelers 3
4. Seattle Seahawks 3
5. **Baltimore Ravens 2**
6. Car., Den., Ind. 2

SUPER BOWL TITLES

1. New England Patriots . . . 4
2. **Baltimore Ravens 2**
3. New York Giants 2
4. Pittsburgh Steelers 2
5. Den., GB, Ind., 1
6. NO, Sea., TB 1

CONF. TITLE GAMES

1. New England Patriots . . 10
2. Philadelphia Eagles 5
3. Pittsburgh Steelers 5
4. **Baltimore Ravens 4**
5. Indianapolis Colts 4
6. Car., Den., GB, NYG, Sea., SF . . 3

WINNING SEASONS

1. New England Patriots . . 15
2. Green Bay Packers 13
3. Indianapolis Colts 13
4. Pittsburgh Steelers 12
5. **Baltimore/Philadelphia . . 11**

PLAYOFF BERTHS

1. Indianapolis Colts 13
2. New England Patriots . . 13
3. Green Bay Packers 12
4. **Baltimore Ravens 10**
5. Phi., Pit., Sea 10

PLAYOFF GAMES

1. New England Patriots . . 31
2. Indianapolis Colts 24
3. **Baltimore Ravens 23**
4. GB, Pit., Sea 21
5. Philadelphia Eagles 20

PLAYOFF WINS

1. New England Patriots . . 22
2. **Baltimore Ravens 15**
3. Pittsburgh Steelers 13
4. Indianapolis Colts 12
5. Seattle Seahawks 12

HEAD COACH JOHN HARBAUGH

COACH HARBS



John Harbaugh has led the Ravens to a playoff berth in six (2008-12 and 2014) of his eight full seasons in Baltimore, and in 2012, captured the franchise's second Super Bowl championship. Under his guidance, the Ravens have secured an appearance in three AFC Championships (2008, 2011 & 2012).

Here are several Harbaugh quick hits:

HEAD COACH SNAPSHOT

(Baltimore Ravens: 2008-16)

- Overall Career Record... 90-57
- Regular Season Record... 80-52
- at Home... 49-17
- on Road... 31-35
- vs. AFC... 60-40
- vs. AFC North... 31-18
- vs. NFC... 20-12
- Playoffs Record... 10-5
- Home Playoff Games... 2-0
- Road Playoff Games... 7-5
- Super Bowl Record... 1-0

- The Ravens are one of only five teams with at least six playoff berths in the past eight seasons: GB (7), NE (7), Bal. (6), Cin. (6) and Ind. (6).

- The Ravens' 10 playoff wins since '08 are two more than the next teams' wins (New England & Seattle, both 8).

- Harbaugh is the only head coach in NFL history to win a playoff game in each of his first four and five seasons.

- John and his brother, Jim

(formerly of the 49ers), are the only head coaches to advance to three conference title games in the first five years as NFL bosses.

- Harbaugh is the only head coach in NFL history to win a playoff game in six of the first seven seasons of a coaching career.

- In 2012, John Harbaugh became the third coach (with Bill Cowher & Chuck Knox) since the 1970 merger to guide his team to the playoffs in each of his first five seasons.

- Harbaugh, Tom Landry (Dallas) and Tom Coughlin (Jaguars/Giants) own the most road playoff wins (7) by a HC in NFL history.

- Including playoffs (10-5), the Ravens are 90-57 since 2008, ranking as the NFL's fourth-most total wins. He has led the Ravens to 80 regular season wins, tying (Ind.) for fifth most since 2008.

TOTAL NFL WINS / INCLUDING PLAYOFFS

(Since Harbaugh's 2008 Baltimore Arrival)

| Rk. | Team | Total Wins |
|-----|----------------------|------------|
| 1. | New England Patriots | 107 |
| 2. | Green Bay Packers | 92 |
| 3. | Pittsburgh Steelers | 91 |
| 4. | Baltimore Ravens | 90 |
| 5. | Denver Broncos | 88 |

QUITE THE START

With the Ravens' 2014 playoff berth, **John Harbaugh** became one of eight coaches in NFL history to make the postseason in six of their first seven seasons coaching (list below). For coaches to make the playoffs in at least six of their first *eight* years, "Harbs" is one of three *active* coaches to do so (Mike McCarthy & Andy Reid).

COACHING PLAYOFF BERTHS IN SIX OF FIRST SEVEN SEASONS

Paul Brown (Browns):
1950-55

John Madden (Raiders):
1969-70, 1972-75

Dennis Green (Vikings):
1992-94, 1996-98

John Robinson (Rams):
1983-86, 1988-89

George Seifert (49ers):
1989-90, 1992-95

Bill Cowher (Steelers):
1992-97

Mike Holmgren (Packers):
1993-98

John Harbaugh (Ravens):
2008-12, 2014

MAKING HIS MARK

John Harbaugh owns the fifth-best winning % (.612) among active NFL head coaches, compiling a 90-57 overall record (including playoffs). For head coaches who've coached a minimum of 75 games, "Harbs" is fourth only to Bill Belichick, Mike McCarthy and Mike Tomlin.

2016 ACTIVE HEAD COACHES / CAREER WINNING PERCENTAGE (Totals Include Regular Season and Playoff Games / Min. 40 Games)

| Rk. | Coach | Team | Seasons | Record | Pct. |
|-----|----------------------|---------------|------------------|--------------|-------------|
| 1. | Bill Belichick | Cle./NE | 1991-95, 2000-16 | 249-124 | .668 |
| 2. | Bruce Arians | Cardinals | 2013-16 | 36-19 | .655 |
| 3. | Mike McCarthy | Packers | 2006-16 | 114-63-1 | .643 |
| 4. | Mike Tomlin | Steelers | 2007-16 | 101-58 | .635 |
| 5. | John Harbaugh | Ravens | 2008-16 | 90-57 | .612 |
| 6. | Chuck Pagano | Colts | 2012-16 | 45-29 | .608 |
| 7. | Sean Payton | Saints | 2006-16 | 94-64 | .595 |

PLAYOFF WIN PCT.

(Active 2016 Coaches)

| Rk. | Coach | Rec. | Pct. |
|-----|----------------------|-------------|-------------|
| 1. | Gary Kubiak | 5-2 | .714 |
| 2. | Bill Belichick | 23-10 | .697 |
| 3. | John Harbaugh | 10-5 | .667 |
| | Rex Ryan | 4-2 | .667 |
| 5. | Pete Carroll | 9-6 | .600 |
| | Sean Payton | 6-4 | .600 |

SUPER BOWL TITLES

(Active 2016 Coaches)

| | | |
|----|----------------------|----------|
| 1. | Bill Belichick | 4 |
| 2. | John Harbaugh | 1 |
| | Pete Carroll | 1 |
| | Gary Kubiak | 1 |
| | Mike McCarthy | 1 |
| | Sean Payton | 1 |
| | Mike Tomlin | 1 |

PLAYOFF MILESTONES

John Harbaugh owns the second-most playoff victories (10, tied) by a head coach in his first eight seasons (since the 1970 merger).

MOST PLAYOFF WINS BY A HEAD COACH / FIRST EIGHT SEASONS (Since 1970 Merger)

| Coach (Team) | Playoff Wins | Seasons |
|-----------------------------|--------------|----------------|
| Joe Gibbs (Was.) | 11 | 1981-88 |
| John Harbaugh (Bal.) | 10 | 2008-15 |
| George Seifert (SF) | 10 | 1989-96 |

Only in First Five:

- "Harbs" is the only head coach in NFL history to win a playoff game in each of his first four and five seasons. He and his brother, Jim (formerly of the 49ers), are also the only coaches to advance to three conference title games in the first five years of a coaching career.

RAVENS COACHING RECORDS

John Harbaugh is the third head coach in Baltimore Ravens history. He is the franchise's all-time winningest coach (90 total victories), with Brian Billick (85) ranking second.

| Coach | Seasons | Reg. Season Rec. | Playoffs Rec. |
|----------------------|----------------|------------------|---------------|
| John Harbaugh | 2008-15 | 80-52 | 10-5 |
| Brian Billick | 1999-2007 | 80-64 | 5-3 |
| Ted Marchibroda | 1996-98 | 16-31-1 | n/a |

JOHN HARBAUGH SEASON-BY-SEASON

| Year | Record | Playoffs (Result) |
|------|--------|----------------------------|
| 2016 | 3-1 | TBD |
| 2015 | 5-11 | No playoff berth |
| 2014 | 10-6 | 1-1 (lost in Divisional) |
| 2013 | 8-8 | No playoff berth |
| 2012 | 10-6 | 4-0 (won Super Bowl XLVII) |
| 2011 | 12-4 | 1-1 (lost in AFC Champ.) |
| 2010 | 12-4 | 1-1 (lost in Divisional) |
| 2009 | 9-7 | 1-1 (lost in Divisional) |
| 2008 | 11-5 | 2-1 (lost in AFC Champ.) |

COACH HARBAUGH / COACH ROSBURG NOTES

HARBAUGH BACKGROUND

| Team | Position | Years |
|--------------------------|----------------------------|-----------|
| Baltimore Ravens | Head Coach | 2008-16 |
| Philadelphia Eagles | Secondary | 2007 |
| Philadelphia Eagles | Special Teams Coord. | 1998-2006 |
| Indiana University | DBs/Special Teams Coord. | 1997 |
| University of Cincinnati | Assistant Head Coach | 1995-96 |
| University of Cincinnati | TEs/OLBs/RBs/Special Teams | 1989-94 |
| Morehead State | DBs/ST Coord./S&C Coach | 1988 |
| University of Pittsburgh | Tight Ends | 1987 |
| Western Michigan | Graduate Assistant | 1984-86 |

TRENDS UNDER HARBS

| | |
|----------------------------------|-------|
| Regular Season | 80-52 |
| vs. AFC North | 31-18 |
| vs. AFC | 60-40 |
| vs. NFC | 20-12 |
| Home | 49-17 |
| Away | 31-35 |
| On grass | 25-21 |
| Artificial turf | 55-31 |
| September | 20-10 |
| October | 14-16 |
| November | 25-10 |
| December | 18-15 |
| January | 3-1 |
| Leading at halftime | 61-14 |
| Leading After 3 quarters | 69-13 |
| When scoring first | 57-15 |
| Positive or even turnover ratio | 62-20 |
| Scoring 20 or more points | 64-21 |
| Scoring 30 or more points | 31-4 |
| Totaling 350 or more net yards | 44-19 |
| Rushing for 150 or more yards | 25-5 |
| Holding opp. under 250 net yards | 28-6 |
| Holding opp. under 21 points | 63-13 |
| Holding opp. under 15 points | 46-4 |

RAVENS SWAT TEAM

For years, the Ravens' special teams unit has been outstanding under the direction of **Jerry Rosburg**, and Baltimore has been especially strong at blocking kicks. Since 2014, the Ravens have produced the NFL's most blocked kicks (10), including 2 this season: **DE Lawrence Guy's** blocked PAT in Week 2 at Cleveland, which was returned by **CB Tavon Young** for 2 points and changed the game's momentum; and **DE Brent Urban's** FG block in Week 3 at Jacksonville, which set up **K Justin Tucker's** game-winning FG.

NFL'S MOST BLOCKED KICKS (Since 2014)

| Rk. | Team | Blocked Kicks |
|-----|---------------------|---------------|
| 1. | Baltimore Ravens | 10 |
| 2. | Philadelphia Eagles | 8 |
| 3. | Miami Dolphins | 7 |
| | Oakland Raiders | 7 |

FOUR-STRAIGHT TOP 5s

In 2015, senior NFL writer Rick Gosselin of *The Dallas Morning News* ranked the Ravens' special teams unit No. 1 in the NFL in his annual comprehensive ratings system based on 22 categories, assigning points according to each standing — 1 for best, 32 for worst. 2015 marked the fourth-straight year in Gosselin's Top 5, as Baltimore was No. 5 in 2014, No. 5 in 2013, and in 2012, earned the No. 2 spot.

RAVENS THRIVE UNDER ROSBURG



Special teams coordinator/associate head coach **Jerry Rosburg**, a 38-year coaching veteran, has guided a strong special teams group since arriving in Baltimore in 2008. Here are several standout notes:

SIX PRO BOWLERS

• Six Ravens have earned Pro Bowl honors while playing for Rosburg: ST **Brendon Ayanbadejo** (2008), K **Billy Cundiff** (2010), RS **Jacoby Jones** (2012), K **Justin Tucker** (2013), LS **Morgan Cox** & P **Sam Koch** (2015).

PRIME PUNTER & KICKER

• Earning his first Pro Bowl nod in 2015, **P Sam Koch's** 46.7 gross average ranked No. 9 in the NFL, while his 42.9 net average was No. 2. In 2014, Koch posted the NFL's No. 3 gross (47.4) and No. 1 net (43.3) averages. Both marks are career highs and Ravens records. Pro Bowl K **Justin Tucker**, who Rosburg scouted and helped sign as a rookie free agent, owns the NFL's most FGs (141, tied with NE's Stephen Gostkowski) since entering the NFL in 2012. With an 88.7% career success mark, "Tuck" is the second-most accurate kicker in league history.

RAVENS BIG RETURNS

• Led by Pro Bowl RS **Jacoby Jones** in the 2012 Super Bowl season, Baltimore ranked first in the NFL in KOR average (27.3). Jones, who became the first player ever to record dual KORs of at least 105 yards in a career, tied for a league-leading 3 kick return TDs (2 KORs & 1 PR). He also tied an NFL record for longest KOR in a Super Bowl with his 108-yard KOR-TD. (In 2014's game at Pit., he added another 108-yarder to his resume, marking 4 total KOR-TDs over 100 yards in his career.)

ROSBURG'S PAST

• Prior to Baltimore, Rosburg built a successful NFL special teams resume with the Browns (2001-06) and Falcons (2007). Over a five-year span (2002-06), Cleveland's special teams were ranked as the top NFL unit in *The Dallas Morning News'* annual comprehensive report.

RAVENS BLOCK PARTY

• Dating back to 2014, the Ravens have produced 10 blocked kicks (breakdown detailed below), ranking as the NFL's No. 1 figure. In fact, Baltimore already has 2 blocks in 2016 — 1 PAT and 1 FGA.

| | | | | | |
|--------------|----|----------|---|----------------|-----|
| Total Blocks | 10 | 1st Qtr. | 2 | When Losing | 7 |
| FG Blocks | 5 | 2nd Qtr. | 1 | When Winning | 1 |
| PAT Blocks | 3 | 3rd Qtr. | 3 | When Tied | 2 |
| Punt Blocks | 2 | 4th Qtr. | 4 | Record w/Block | 6-4 |

• In Games 7-11 during the 2015 season, the Ravens blocked a kick (2 PATs, 2 FGs and 1 punt) in five-straight contests, a feat that had not been accomplished since 1983 (Atlanta Falcons). Impressively, Baltimore's 5 blocked kicks in 2015 tied (Oakland) for the NFL's most.

A STRONG RETURN

Since 2008, when **Jerry Rosburg** became the Ravens' ST coordinator, Baltimore owns the NFL's No. 1 KOR average (25.5).

NFL KICKOFF RETURN AVERAGE (Since 2008 / Rosburg's Baltimore Tenure)

| Rk. | Team | KOR | Yards | Avg. | Long | TDs |
|-----|-------------------|-----|--------|------|------|-----|
| 1. | Baltimore Ravens | 390 | 9,931 | 25.5 | 108t | 6 |
| 2. | Atlanta Falcons | 322 | 7,850 | 24.4 | 102t | 1 |
| | Minnesota Vikings | 448 | 10,911 | 24.4 | 109t | 9 |

NFL KICK RETURN TOUCHDOWNS / SINCE 2011

| KICKOFF RETURN TDs | | TOTAL KICK RETURN TDs | |
|--------------------|---------|-----------------------|--------|
| Team | KOR-TDs | Team | TK-TDs |
| Minnesota | 6 | Minnesota | 10 |
| Baltimore | 4 | Baltimore | 8 |
| Kansas City | 3 | Denver/Philly | 7 |

COORDINATORS: TRESTMAN / PEES NOTES

TRESTMAN GUIDES THE "O"



Marc Trestman was hired as the Ravens' offensive coordinator on Jan. 20, 2015, replacing Gary Kubiak. In his first Baltimore season, Trestman's offense produced the second-most total yards (5,749) in team history and the most passing yards (4,271) – despite using four different starting QBs.

- During Trestman's time in the NFL, he has helped teams to eight playoff appearances, two conference championship games and a Super Bowl berth (XXXVII as offensive coordinator of the Raiders).
- In the five seasons prior to his Chicago arrival, Trestman was a head coach in the Canadian Football League, leading the Montreal Alouettes to back-to-back Grey Cup Championships in 2009 and 2010. He was named the CFL's Coach of the Year in 2009.
- In its first year (2013) under Trestman, Chicago's "O" posted several records by gaining a franchise-best 6,109 net yards. The 2013 Bears also finished second in team history with 445 points.
- QB Josh McCown had a career year in 2013, setting the single-season franchise records in passer rating (109.0) and completion pct. (66.5). In 2013, Pro Bowl RB Matt Forte ranked second in the NFL with 1,339 rushing yards and was third in yards from scrimmage (1,933), while Pro Bowl WRs Alshon Jeffery & Brandon Marshall were sixth and 11th, respectively, in NFL receiving yards.

TRESTMAN'S NFL OFFENSIVE COORDINATOR ROLES

- 1989: Browns** – Offensive Coordinator/QBs Coach
- 1995: 49ers** – Offensive Coordinator/QBs Coach
 - Note: 49ers' NFL ranks included first in points per game (28.6) and second in yards per game (380.4).
- 1996: 49ers** – Offensive Coordinator
 - Note: 49ers' NFL ranks included third in points per game (24.9) and sixth in yards per game (344.1).
- 1998-2000: Cardinals** – Offensive Coordinator/QBs Coach
- 2002-03: Raiders** – Offensive Coordinator/QBs Coach
 - Note: In 2002, Raiders' NFL ranks included first in yards per game (389.8) and second in points per game (28.1).
- 2015: Ravens** – Offensive Coordinator
 - Note: Ravens posted second-most total net yards (5,749) and the most net passing yards (4,271) in team history.

RAVENS "O" HITS THE MARC

In 2015, under new "O" coordinator **Marc Trestman**, Baltimore posted the second-most net yards in team history. The Ravens also set a franchise record by averaging 266.9 passing yards per game. In the Week 2 game at Oakland, Baltimore tallied 493 net yards, the sixth-best mark in team history.

RAVENS OFFENSIVE OUTPUT / SINGLE-SEASON HISTORY

| NET PASSING YARDS | | TOTAL NET YARDS | |
|-------------------|-------|-----------------|-------|
| Year | Yards | Year | Yards |
| 2015 | 4,271 | 2014 | 5,838 |
| 1996 | 3,978 | 2015 | 5,749 |
| 2014 | 3,819 | 1996 | 5,723 |

RAVENS TOP TOTAL NET YARDS/ SINGLE-GAME HISTORY

| Yards | Game/Date | Results |
|-------|-------------------|----------|
| 553 | 9/25/11 at STL | W, 37-7 |
| 548 | 12/13/09 vs. Det. | W, 48-3 |
| 533 | 12/23/12 vs. NYG | W, 33-14 |
| 503 | 9/23/12 vs. NE | W, 31-30 |
| 501 | 9/13/09 vs. KC | W, 38-24 |
| 493 | 9/20/15 at Oak. | L, 33-37 |

PEES LEADS THE "D"



Dean Pees, a 13-year NFL-coaching veteran, became the Ravens' defensive coordinator in 2012 and helped guide Baltimore to its second World Championship in Super Bowl XLVII. Pees, who was New England's "D" coordinator from 2006-09, heads a Ravens' squad that in 2015 ranked No. 8 in total defense (10th passing & 12th rushing). Pees also leads a unit that, during the **John Harbaugh** Era (2008-16), has allowed the NFL's second-fewest points (19.0) per game, the third-fewest yards (314.4) per game and the second-fewest overall TDs (261).

POINTS PER GAME ALLOWED (Since 2008)

1. Pittsburgh 18.6
2. Baltimore **19.0**
3. Seattle 19.4

TOTAL NET YARDS ALLOWED (Since 2008)

1. Pittsburgh 305.4
2. NY Jets 312.5
3. Baltimore **314.4**

TOUCHDOWNS ALLOWED (Since 2008)

2. Pittsburgh 260
2. Baltimore **261**
3. Seattle 273

OPPONENT PASSER RATING (Since 2008)

1. Green Bay 78.7
2. Baltimore **79.3**
3. Cincinnati 80.1

RAVENS "D" RANKS NO. 1

Led by coordinator **Dean Pees**, the Ravens' defense, which ranks No. 1 in the NFL in total yards allowed (256.0 ypg), has been stout across the board. In fact, dating back to Week 17 of the 2015 season, the Ravens' "D" has limited opposing offenses to under 300 yards in five of the past six games. Below are several standout areas where Baltimore's unit has shined entering Week 5.

2016 TOP NFL DEFENSIVE RANKINGS

TOTAL DEFENSE (YPG)

1. Baltimore **256.0**
2. Seattle 264.0
3. Philadelphia 274.3
4. Denver 283.3
5. Houston 287.8

NET PASSING (YPG)

1. Houston 162.5
2. Denver 169.5
3. Baltimore **176.0**
4. Seattle 183.8
5. Jacksonville 198.8

THREE-&-OUT PCT.

1. Houston 35.3
2. Cincinnati 31.9
3. Seattle 31.1
4. Chicago 29.5
5. Baltimore **29.2**

NEGATIVE YARD RUNS

1. Green Bay 19
2. Baltimore **13**
3. Los Angeles 12
- NY Jets 12
5. Four Teams 10

BIG PLAYS (20+ YARDS)

1. Baltimore **8**
- Denver 9
- Minnesota 9
- Seattle 9
5. Chicago/Phily 11

1ST DOWNS (AVG. PER GAME)

1. Baltimore **13.8**
2. Houston 14.8
3. Philadelphia 15.0
- Seattle 15.0
5. Arizona 17.0

ALL-TIME "D" COORDINATORS

Dean Pees is another standout in a long line of great Ravens defensive coordinators, four of whom have gone on to become NFL head coaches: Marvin Lewis (1996-2001), Mike Nolan (2002-04), Rex Ryan (2005-08) and Chuck Pagano (2011).

RAVENS ALL-TIME DEFENSIVE COORDINATORS

| | |
|----------------------------|--------------------------|
| Dean Pees (2012-16) | Rex Ryan (2005-08) |
| Chuck Pagano (2011) | Mike Nolan (2002-04) |
| Greg Mattison (2009-10) | Marvin Lewis (1996-2001) |

OZZIE NEWSOME / PERSONNEL NOTES

WIZARDRY OF OZ



GM **Ozzie Newsome's** legacy is unlike any the game has seen. Known throughout all of sports as a premier leader, Newsome is a Hall of Fame player, the architect of Baltimore's 2000 and 2012 Super Bowl championship teams and an elite personnel evaluator who became the NFL's first African American GM. "Ozzie's credibility is what stands out the most," head coach **John Harbaugh** states. "And it's not just about what he has accomplished. To me, it's his commitment and focus while striving to do more."

OZZIE NEWSOME CAREER SNAPSHOT

- NFL's first African American General Manager (promoted in 2002)
- Architect of Ravens 2000 & 2012 Super Bowl Championship Teams
- NFL Executive of the Year (2000)
- Pro Football Hall of Fame (class of 1999)
- State of Alabama Hall of Fame (class of 1995)
- National Football Foundation College Hall of Fame and NCAA Hall of Fame (class of 1994)
- 13-Year NFL Tight End with Cleveland Browns (1978-90)
- Three-Time Pro Bowler (1981, 1984-85)
- Four-Time Cleveland Touchdown Club Offensive Player of the Year
- Current Member of Three Major NFL Policy-Making Committees: Competition, Diversity and Player Care Foundation Committees

FIRST-ROUND FINDS

The Ravens, led by **Ozzie Newsome**, have selected 21 players in the first round. These picks have earned an amazing 56 combined Pro Bowls, several All-Rookie honors, multiple Defensive Player of the Year Awards and two Super Bowl MVP honors.

RAVENS FIRST-ROUND DRAFT PICKS

| Year | Name | Pick | Pro Bowls |
|------|----------------------|------|-----------|
| 1996 | T Jonathan Ogden* | 4 | 11 |
| 1996 | LB Ray Lewis* ++ ~ | 26 | 13 |
| 1997 | LB Peter Boulware* | 4 | 4 |
| 1998 | CB Duane Starks* | 10 | |
| 1999 | CB Chris McAlister* | 10 | 3 |
| 2000 | RB Jamal Lewis* = | 5 | 1 |
| 2000 | WR Travis Taylor | 10 | |
| 2001 | TE Todd Heap* | 31 | 2 |
| 2002 | S Ed Reed* + | 24 | 9 |
| 2003 | OLB Terrell Suggs* + | 10 | 6 |
| 2003 | QB Kyle Boller | 19 | |
| 2005 | WR Mark Clayton* | 22 | |
| 2006 | DT Haloti Ngata* | 12 | 5 |
| 2007 | G Ben Grubbs* | 29 | 1 |
| 2008 | QB Joe Flacco^ ~ | 18 | |
| 2009 | T Michael Oher* | 23 | |
| 2011 | CB Jimmy Smith | 27 | |
| 2013 | S Matt Elam | 32 | |
| 2014 | LB C.J. Mosley* | 17 | 1 |
| 2015 | WR Breshad Perriman | 26 | |
| 2016 | T Ronnie Stanley | 6 | |

* All-Rookie Team ^ Rookie of the Year (NFL.com Fan Vote) ~ Super Bowl MVP
+ Defensive Player of the Year Awards = Offensive Player of the Year Award

Top 10 Quick Hit:

• Of the seven players chosen in the Top 10 by Baltimore, five have earned Pro Bowl status. Two of those players – Peter Boulware and Terrell Suggs – also earned Defensive Rookie of the Year honors.

Late-Round Success Quick Hit:

• The Ravens have found gems later in the first round, including LB Ray Lewis (26th), TE Todd Heap (31st), S Ed Reed (24th), G Ben Grubbs (29th), QB Joe Flacco (18th), CB Jimmy Smith (27th) and LB C.J. Mosley (17th).

BALTIMORE COACHING TREE

GM & executive VP **Ozzie Newsome** fosters a working environment that breeds standout coaches. By bringing in individuals who embrace the "Raven way," Newsome aims to create a synergy that manufactures success among scouts, coaches and players. As a result, Baltimore has had many assistants move on to become head coaches on the collegiate and NFL levels.

CURRENT HEAD COACHES WHO COACHED W/ RAVENS (Entering 2016 Season)

| Head Coach (Team) | Last Position Held w/ Ravens (Years) |
|------------------------|--|
| Jim Caldwell (Lions) | Offensive Coordinator (2012-13) |
| Jack Del Rio (Raiders) | Linebackers (1999-2001) |
| Kirk Ferentz (Iowa) | Asst. Head Coach/Offense (1996-98) |
| Hue Jackson (Browns) | Quarterbacks (2008-09) |
| Gary Kubiak (Broncos) | Offensive Coordinator (2014) |
| Marvin Lewis (Bengals) | Def. Coordinator (1996-2001) |
| Chuck Pagano (Colts) | Def. Coordinator (2008-11) |
| Rex Ryan (Bills) | Asst. Head Coach/Def. Coord. (1999-2008) |
| David Shaw (Stanford) | Wide Receivers (2002-05) |

• Other former Ravens assistants who became head coaches include Pat Hill (Fresno State), Eric Mangini (Jets and Browns), Rick Neuheisel (UCLA), Mike Nolan and Mike Singletary (49ers), Mike Pettine (Browns), Jim Schwartz (Lions), Mike Smith (Falcons) and Ken Whisenhunt (Cardinals and Titans).

HOMEGROWN PRO BOWLERS

The Ravens have had 36 different players earn Pro Bowl honors since the team's inception in 1996. Of those, 20 are homegrown players – 17 drafted and three signed as a rookie free agent:

RAVENS HOMEGROWN PRO BOWLERS

| Year Drafted (Rd.) | Name | Pro Bowls |
|--------------------|------------------------|-----------|
| 1996 (1st) | LB Ray Lewis | 13 |
| 1996 (1st) | T Jonathan Ogden | 11 |
| 2002 (1st) | S Ed Reed | 9 |
| 2003 (1st) | OLB Terrell Suggs | 6 |
| 2006 (1st) | DT Haloti Ngata | 5 |
| 2007 (3rd) | G Marshal Yanda | 5 |
| 1997 (1st) | OLB Peter Boulware | 4 |
| 1999 (1st) | CB Chris McAlister | 3 |
| 2008 (2nd) | RB Ray Rice | 3 |
| 2001 (1st) | TE Todd Heap | 2 |
| 1996 (5th) | WR/RS Jermaine Lewis | 2 |
| 2007 (4th) | FB Le'Ron McClain | 2 |
| 2000 (6th) | OLB Adalius Thomas | 2 |
| 2015 (RFA) | LS Morgan Cox # | 1 |
| 2007 (1st) | G Ben Grubbs | 1 |
| 2006 (6th) | P Sam Koch | 1 |
| 2000 (1st) | RB Jamal Lewis | 1 |
| 2014 (1st) | LB C.J. Mosley | 1 |
| 2002 (RFA) | LB Bart Scott # | 1 |
| 2012 (RFA) | K Justin Tucker # | 1 |

Undrafted rookie free agent

Bold indicates 2015 Pro Bowler

2015 PRO BOWLERS

Four Ravens – **LS Morgan Cox** (first), **OLB Elvis Dumervil** (fifth), **P Sam Koch** (first) and **G Marshal Yanda** (fifth) – were tabbed as Pro Bowlers for their standout performances during the 2015 season. Their selections mark the 10th-consecutive season Baltimore sent multiple players to the NFL's All-Star game.

RAVENS TEAM / PERSONNEL NOTES

PLAYOFFS SIX OF THE LAST EIGHT

Baltimore is one of five teams to earn a playoff berth six of the past eight full seasons, doing so from 2008-12 and in 2014. In each of those respective years, the Ravens won at least one playoff game.

MOST NFL PLAYOFF BERTHS (2008-15 / Past Eight Full Seasons)

| Berths | Team | Seasons |
|--------|-------------------------|----------------------|
| 7 | Green Bay Packers | 2009-15 |
| 7 | New England Patriots | 2009-15 |
| 6 | Baltimore Ravens | 2008-12, 2014 |
| 6 | Cincinnati Bengals | 2009, 2011-15 |
| 6 | Indianapolis Colts | 2008-10, 2012-14 |

BATTLE OF THE NORTH

The Ravens have produced four AFC North titles since 2002 division realignment, including back-to-back division crowns from 2011-12 under head coach **John Harbaugh**.

MOST AFC NORTH TITLES (Since 2002 Division Realignment)

| Rk. | Team | AFC North Titles |
|-----|-------------------------|------------------|
| 1. | Pittsburgh Steelers | 6 |
| 2. | Baltimore Ravens | 4 |
| | Cincinnati Bengals | 4 |
| 4. | Cleveland Browns | 0 |

RAVENS AFC NORTH TITLE SEASONS (Franchise History)

| Season | Coach | Final Record | Postseason (Rec.) |
|--------|---------------|--------------|-------------------|
| 2012 | John Harbaugh | 10-6 | SB Champs (4-0) |
| 2011 | John Harbaugh | 12-4 | AFC Champ. (1-1) |
| 2006 | Brian Billick | 13-3 | Div. Game (0-1) |
| 2003 | Brian Billick | 10-6 | WC Game (0-1) |

RAVENS RFAs

The Ravens have a history of unearthing rookie free agent gems. On their 2016 Week 5 roster, Baltimore has nine players who entered the NFL as rookie free agents. Of those nine, six were originally signed by the Ravens (listed below):

ORIGINAL RAVENS ROOKIE FREE AGENT SIGNINGS (On 2016 Week 5 Roster)

| | |
|---------------------------|-------------------------|
| 2010: LS Morgan Cox | 2014: T James Hurst |
| 2010: LB Albert McClellan | 2014: LB Zachary Orr |
| 2012: K Justin Tucker | 2016: DT Michael Pierce |

UNDRAFTED SUCCESS

Undrafted rookie free agent **DT Michael Pierce** made the Ravens' 53-man Week 1 roster this season. His status marked the 13th-straight season a RFA has made Baltimore's roster, tying (Den. & NE) for the NFL's second-longest active streak.

CONSECUTIVE SEASONS W/ ROOKIE FA ON WEEK 1 ROSTER (Current NFL Streaks)

| Rk. | Team | Seasons |
|-----|-------------------------|-----------|
| 1. | Indianapolis Colts | 17 |
| 2. | Baltimore Ravens | 13 |
| | Denver Broncos | 13 |
| | New England Patriots | 13 |

RAVENS "20/20" CLUB

The Ravens' "20/20 Club" includes members of the team's personnel staff who started with the Ravens as young assistants and grew into evaluators with more input. The term "20/20" refers to hiring 20-year-olds for \$20,000. According to **Ozzie Newsome**: "The guys actually started when they were a little older than 20 and for more than \$20,000, but that's what we call them."

RAVENS "20/20 CLUB" GRADUATES (Current Personnel Staff)

| Name | Joined Ravens | Current Title |
|-----------------------|---------------|------------------------------|
| George Kokinis (Cle.) | 1991 | Senior Personnel Assistant |
| Eric DeCosta | 1996 | Assistant General Manager |
| Joe Hortiz | 1998 | Director of College Scouting |
| Chad Alexander | 1999 | Asst. Dir. of Pro Personnel |
| Mark Azevedo | 2005 | Northeast Area Scout |
| David Blackburn | 2007 | West Area Scout |
| Ian Cunningham | 2008 | SE/SW Area Scout |
| Andrew Raphael | 2013 | Southeast Area Scout |

QUITE THE STREAK

TEAMS TO WIN AT LEAST ONE PLAYOFF GAME IN FIVE-CONSECUTIVE POSTSEASONS (Since 1970 Merger)

| Team | Cons. Seasons | Years | Wins |
|-------------------------|---------------|----------------|----------|
| Dallas Cowboys | 6 | 1991-96 | 12 |
| New England Patriots | 5 | 2011-15 | 8 |
| Baltimore Ravens | 5 | 2008-12 | 9 |
| New England Patriots | 5 | 2003-07 | 11 |
| Philadelphia Eagles | 5 | 2000-04 | 7 |
| Green Bay Packers | 5 | 1993-97 | 9 |
| Oakland Raiders | 5 | 1973-77 | 7 |

CONSISTENT CONTENDERS

The Baltimore Ravens have earned 10 playoff berths in their history (2014, 2012, 2011, 2010, 2009, 2008, 2006, 2003, 2001, 2000). Baltimore's 10 berths from 2000-15 tie (Pit.) for third in the AFC and tie for fourth overall in the NFL.

MOST NFL PLAYOFF BERTHS (Since 2000)

| AFC | NFC |
|-----------------------|-------------------|
| 13 - Indianapolis | 12 - Green Bay |
| 13 - New England | 10 - Philadelphia |
| 10 - Baltimore | 10 - Seattle |
| 10 - Pittsburgh | 7 - NY Giants |
| 9 - Denver | |

AN ELITE GROUP

The Baltimore Ravens have won two Super Bowl titles during their 20-year history, capturing the Lombardi Trophy in 2000 and 2012. Baltimore is just one of four NFL franchises to win multiple World Championships since 2000.

MOST SUPER BOWL CHAMPIONSHIPS (Since 2000 Season)

| Titles | Team | Seasons |
|----------|-------------------------|---------------------|
| 4 | New England Patriots | 2001, 2003-04, 2014 |
| 2 | Baltimore Ravens | 2000, 2012 |
| 2 | New York Giants | 2007, 2011 |
| 2 | Pittsburgh Steelers | 2005, 2008 |

IRONMEN / TURNOVERS NOTES

NFL IRONMEN

Among active players, **P Sam Koch** (164) & **FB Kyle Juszczyk** (52, tied) rank fourth and first, respectively, at their positions for most consecutive games played.

CONSECUTIVE GAMES PLAYED / CURRENT NFL STREAKS

| PUNTERS | | FULLBACKS | |
|---|--|------------------------------------|--|
| 1. Shane Lechler (Hou.) . . . 226 | | 1. Kyle Juszczyk (Bal.) 52 | |
| 2. Andy Lee (Car.) 196 | | Anthony Sherman (KC) . . 52 | |
| 3. Donnie Jones (Phi.) . . . 179 | | 3. Patrick DiMarco (Atl.) . . . 50 | |
| 4. Sam Koch (Bal.) 164 | | 4. John Kuhn (NO) 49 | |

NFL STARTERS

When looking at consecutive games started by active NFL guards, **G Marshal Yanda** ranks fifth in the NFL with 52-straight starts.

CONSECUTIVE GAMES STARTED / CURRENT NFL STREAKS



| GUARDS | |
|---|--|
| 1. Andy Levitre (Atl.) 116 | |
| 2. Zane Beadles (SF) 95 | |
| 3. Chris Chester (Atl.) 89 | |
| 4. Josh Sitton (Chi.) 71 | |
| 5. Eric Wood (Buf.) 54 | |
| 6. Marshal Yanda (Bal.) . . . 52 | |

DURABLE RAVENS

P Sam Koch (164) has not missed a game in his NFL career, a streak that ranks first in Ravens history. Among non-specialists, **FB Kyle Juszczyk**, **DB/LB Anthony Levine Sr.** and **G Marshal Yanda** tie to own the longest active streak of consecutive games played (52).

RAVENS CONSECUTIVE GAMES PLAYED / CURRENT STREAKS

| Rk. | Player | Games |
|-----|--------------------|-------|
| 1. | Sam Koch | 164 |
| 2. | Justin Tucker | 68 |
| 3. | Kyle Juszczyk | 52 |
| | Anthony Levine Sr. | 52 |
| | Marshal Yanda | 52 |

RAVENS CONSECUTIVE GAMES PLAYED / ALL-TIME STREAKS

| Rk. | Player | Games | Years |
|-----|-----------------|------------|---------------------|
| 1. | Sam Koch | 164 | 2006-present |
| 2. | Jarret Johnson | 129 | 2003-11 |
| 3. | Joe Flacco | 122 | 2008-2015 |
| 4. | Peter Boulware | 111 | 1997-2003 |
| 5. | Matt Stover | 110 | 2002-08 |

BALTIMORE RAVENS MOST ALL-TIME GAMES PLAYED

| Rk. | Player | Games | Years |
|-----|----------------------|------------|---------------------|
| 1. | Ray Lewis | 228 | 1996-2012 |
| 2. | Matt Stover | 207 | 1996-2008 |
| 3. | Terrell Suggs | 186 | 2003-present |
| 4. | Jonathan Ogden | 177 | 1996-2007 |
| 5. | Sam Koch | 164 | 2006-present |
| 6. | Ed Reed | 160 | 2002-12 |
| 7. | Jarret Johnson | 143 | 2003-11 |
| 8. | Marshal Yanda | 135 | 2007-present |
| | Chris McAlister | 135 | 1999-2008 |
| | Haloti Ngata | 135 | 2006-14 |
| 11. | Kelly Gregg | 134 | 2001-10 |
| 12. | Mike Flynn | 133 | 1998-2007 |
| | Todd Heap | 133 | 2001-10 |

THE GIVE & TAKE

Baltimore has compiled a +23 turnover margin since 2008.

NFL'S TOP TURNOVER MARGIN / SINCE 2008

| Rk. | Team | Turnover Diff. | Take-Aways | Give-Aways |
|-----|------------------|----------------|------------|------------|
| 1. | New England | +108 | 245 | 137 |
| 2. | Green Bay | +88 | 235 | 147 |
| 3. | San Francisco | +44 | 215 | 171 |
| 4. | Carolina | +37 | 240 | 203 |
| 5. | Seattle | +33 | 217 | 184 |
| 6. | Atlanta | +29 | 214 | 185 |
| 7. | Baltimore | +23 | 210 | 187 |
| 8. | Kansas City | +21 | 208 | 187 |

MOST TAKE-AWAYS (Since 2008)

| | | |
|----|-----------------------|-----|
| 1. | New England | 245 |
| 2. | Chicago | 243 |
| 3. | Carolina | 240 |
| 4. | Arizona | 238 |
| 5. | Green Bay | 235 |
| | NY Giants | 235 |

FEWEST GIVE-AWAYS (Since 2008)

| | | |
|----|--------------------------|------------|
| 1. | New England | 137 |
| 2. | Green Bay | 147 |
| 3. | San Francisco | 171 |
| 4. | Seattle | 184 |
| 5. | Atlanta | 185 |
| 6. | Bal./KC | 187 |

PROTECT THE PIGSKIN

In the **John Harbaugh** Era (since 2008), the Ravens have produced 36 games without turning the ball over, a mark that ranks fifth best (tied) in the NFL. Baltimore's record is 31-5 in those contests.

ZERO-TURNOVER GAMES / SINCE 2008

| Rk. | Team | Zero-Turnover Games |
|-----|-------------------------|---------------------|
| 1. | New England Patriots | 50 |
| 2. | Green Bay Packers | 46 |
| 3. | San Francisco 49ers | 43 |
| 4. | Kansas City Chiefs | 41 |
| 5. | Baltimore Ravens | 36 |
| | Indianapolis Colts | 36 |

TURNOVER TABLE SINCE 2000

| Year | TA/TO | Plus/Minus | Record |
|--------------|----------------|------------|----------------|
| 2016 | 6/7 | -1 | 3-1 |
| 2015 | 14/28 | -14 | 5-11 |
| 2014 | 22/20 | +2 | 10-6 |
| 2013 | 24/29 | -5 | 8-8 |
| 2012 | 25/16 | +9 | 10-6 |
| 2011 | 26/24 | +2 | 12-4 |
| 2010 | 27/20 | +7 | 12-4 |
| 2009 | 32/22 | +10 | 9-7 |
| 2008 | 34/21 | +13 | 11-5 |
| 2007 | 23/40 | -17 | 5-11 |
| 2006 | 40/23 | +17 | 13-3 |
| 2005 | 26/36 | -10 | 6-10 |
| 2004 | 34/23 | +11 | 9-7 |
| 2003 | 41/38 | +3 | 10-6 |
| 2002 | 31/32 | -1 | 7-9 |
| 2001 | 28/36 | -8 | 10-6 |
| 2000 | 49/26 | +23 | 12-4 |
| Total | 482/441 | +41 | 152-108 |

Since 2000, here are the Ravens' records in a game:

When turnover ratio is +2 or better 69-3
 When turnover ratio is +1 or better 97-12
 When turnover ratio is even 28-20
 When turnover ratio is negative 26-75

69-3

Since 2000, the Ravens own a 69-3 record when posting at least a +2 turnover margin in a game, with the only losses coming in 2010 in a 23-20 OT thriller at NE, in 2012 in a 24-23 dramatic game at Phi. and in Week 13 of 2014's season in a tight 34-33 loss vs. SD.

THAT M&T MAGIC

UNDER HARBAUGH AT HOME

Under **John Harbaugh**, the Ravens are 49-17 in games played in Baltimore, ranking as the NFL's third-best home mark since the 2008 NFL campaign began.

NFL'S BEST REGULAR SEASON HOME RECORDS (John Harbaugh Era / Since 2008)

| Rk. | Team | Record | Pct. |
|-----|-------------------------|--------------|-------------|
| 1. | New England Patriots | 58-9 | .866 |
| 2. | Green Bay Packers | 50-14-1 | .777 |
| 3. | Baltimore Ravens | 49-17 | .742 |
| 4. | Pittsburgh Steelers | 48-18 | .727 |

DOMINANT IN BALTIMORE

Simply put, the Ravens have been dominant at home since the day they arrived in Baltimore. Below are the Ravens' respective home records and corresponding NFL rankings during several periods.

RAVENS HOME RECORDS / NFL RANKINGS

| Time Period (Milestone) | Record | NFL Rank |
|--------------------------------------|----------|----------|
| Since 2010 (Past Six-plus Seasons) | 37-13 | 4 |
| Since 2008 (John Harbaugh's Arrival) | 49-17 | 3 |
| Since 2000 (First Super Bowl Season) | 95-35 | 2 |
| Since 1998 (M&T Bank Stadium Opened) | 103-43 | 3 |
| Since 1996 (Team's Inception) | 110-51-1 | 5 |

PROTECTING THE BANK

Baltimore's "D" has been strong at home the past few seasons with **John Harbaugh** at the helm. From 2008-14, Baltimore allowed foes to score an average of 20-or-more points only once (2012).

RAVENS POINTS PER GAME ALLOWED AT HOME / 2008-15

| Rk. | Season | Points/Game | NFL Rank |
|-----|--------|-------------|----------|
| 1. | 2008 | 10.0 | 1 |
| 2. | 2009 | 11.9 | 1 |
| 3. | 2014 | 13.6 | 1 |
| 4. | 2011 | 14.9 | 3 |
| 5. | 2010 | 16.5 | 6 |
| 6. | 2013 | 17.6 | 5 |
| 7. | 2012 | 22.4 | 20 |
| 8. | 2015 | 26.0 | 24 |

SHUT 'EM DOWN

FEWEST POINTS/GAME ALLOWED AT HOME (Since 2008)

| | | |
|----|----------------------------|-------------|
| 1. | Baltimore | 16.6 |
| 2. | San Francisco | 16.9 |
| 3. | Pittsburgh | 17.3 |

Baltimore has permitted an NFL-best 16.6 ppg at home during the **John Harbaugh** Era. Under "Harbs," the Ravens are 25-0 at home when allowing 10 points or fewer. Impressively, in 15 of those games, the Ravens gave up no more than 7 points.

CHARM CITY SACKS

MOST SACKS AT HOME / SINCE 2011

| Rk. | Team | Sacks | Yards |
|-----|-------------------------|------------|------------|
| 1. | Minnesota Vikings | 127 | 819 |
| 2. | Arizona Cardinals | 126 | 904 |
| 3. | Denver Broncos | 124 | 866 |
| 4. | Houston Texans | 123 | 760 |
| 5. | New York Jets | 121 | 800 |
| | Philadelphia Eagles | 121 | 904 |
| 7. | Baltimore Ravens | 119 | 808 |

M&T BANK SECURITY

The Ravens' "D" has been stout at home for many seasons. Since 2003, Baltimore ranks first in fewest points allowed per game (16.4) among home teams. The Ravens have also registered the top mark in terms of fewest yards allowed per game (291.3).

BEST NFL DEFENSES AT HOME (Since 2003)

| TOTAL DEFENSE (Fewest Yards Allowed) | POINTS PER GAME (Fewest Allowed) |
|---|-------------------------------------|
| 1. Baltimore | 1. Baltimore |
| 2. Pittsburgh | 2. New England |
| 3. NY Jets | 3. Seattle |
| | |
| INTERCEPTIONS (Most in NFL) | SACKS (Most in NFL) |
| 1. New England | 1. Minnesota |
| 2. Cincinnati | 2. Baltimore |
| 3. Bal. & GB | 3. NY Giants |

HOME SWEET HOME

- Under head coach **John Harbaugh**, the Ravens are 14-2 in September home games. The Ravens have won 17 of their past 19 home games in the month of September.

- Under coach Harbaugh, the Ravens are 14-3 in November home games. The Ravens have won 12 of their past 14 home games during the month.

- The Ravens are 12-7 at home in the month of December under coach Harbaugh and 32-15 in such games during their history.

- Under coach Harbaugh, the Ravens are 17-7 in home games played against AFC North foes.

- Baltimore has won 12 of its last 16 home games vs. AFC North foes.

- Baltimore has won 17 of its last 19 home games vs. NFC teams.

- The Ravens are 12-3 at home all time against teams from the *West Coast* (Oak. – 5-1, SD – 3-1, SF – 2-0 and Sea. – 2-1).

- In the Ravens' history, Baltimore has hosted 17 games when the temperature was below 40 degrees. Impressively, the Ravens are 15-2 in these contests, winning 15 of the past 16.

"D" AT HOME SINCE 2008

16.6

Points per game Baltimore has permitted at home since 2008, the NFL's best defensive mark (see chart to the left).

71

Interceptions by the Ravens at home since 2008, ranking as the NFL's ninth most.

75.2

Passer rating the Ravens have forced for opposing QBs at M&T Bank Stadium since 2008, the NFL's third-best mark.

297.9

Yards per game the Ravens' defense has permitted at home since 2008, ranking as the NFL's second-stingiest average during that span. (NYJ is first at 294.4 ypg.)

1,631-1,098

Ratio the Ravens have outscored opponents at home since 2008, limiting foes to 16.6 points per game. In their 49 wins during this span, the margin of victory has been 13.7 ppg.

DEFENSIVE TEAM NOTES

SACK IT TO 'EM

Baltimore's defense, which ranks as the NFL's No. 1 unit in yards allowed (256.0 ypg) and No. 7 in points permitted (18.0 ppg), has performed well this season. But in the second half specifically, the Ravens have been especially stout.

BALTIMORE'S DEFENSIVE RANKINGS/ 2016

| Defensive Category | ---Overall--- | | ---In Second Half--- | |
|--------------------|---------------|------|----------------------|------|
| | Stat | Rank | Stat | Rank |
| Total Yards | 256.0 | 1 | 105.0 | 1 |
| Points Allowed | 18.0 | 7 | 6.0 | 4 |
| Net Passing Yards | 176.0 | 3 | 86.3 | 5 |
| Rushing Yards | 80.0 | 5 | 18.8 | 1 |
| Interceptions | 5 | 4t | 3 | 5t |
| Sacks | 9 | 12t | 7 | 5t |
| Tackles for Loss | 25 | 3t | 14 | 3t |

GET 'EM OUT

The Ravens have forced opposing offenses into three-and-outs on 29.2 percent of their drives in 2016, ranking fifth best in the NFL.

OPPONENT THREE-&-OUT PERCENTAGE / 2016

| Rk. | Team | Opp. Drives | 3-&-O | Pct. |
|-----|------------|-------------|-------|------|
| 1. | Houston | 51 | 18 | 35.3 |
| 2. | Cincinnati | 47 | 15 | 31.9 |
| 3. | Seattle | 45 | 14 | 31.1 |
| 4. | Chicago | 44 | 13 | 29.5 |
| 5. | Baltimore | 48 | 14 | 29.2 |

MAKING SHORT WORK

Since **Dean Pees** was named "D" coordinator in 2012, Baltimore has forced the NFL's fourth-most three-&-outs (208).

DEFENSIVE THREE-AND-OUTS

(Since 2012 / Dean Pees' Def. Coord. Tenure)

| Rk. | Team | 3-&-Out Drives |
|-----|------------------|----------------|
| 1. | Denver Broncos | 225 |
| 2. | Houston Texans | 211 |
| 3. | New York Jets | 209 |
| 4. | Baltimore Ravens | 208 |

RAVENS EXTEND NFL RECORD

Covering 20 seasons, the Ravens have never allowed an opponent to average more than 4.0 yards per rushing attempt in a season. (Baltimore permitted a 3.97-yard rush average in 2015.)

MOST CONSECUTIVE SEASONS ALLOWING 4.0 YARDS OR FEWER PER CARRY / NFL HISTORY

| Team | Years | Consecutive Seasons Allowing 4.0 or Fewer |
|-----------|-----------|---|
| Baltimore | 1996-2015 | 20 |
| Buffalo | 1986-2000 | 15 |
| Dallas | 1964-78 | 15 |

RED ZONE SUCCESS

• Baltimore is the only team to rank among the NFL's Top 5 in red zone defense in 10 of the past 12 seasons, including a streak of nine-straight years from 2004-12. The Ravens ranked 11th in red zone defense (53.2%) in 2015, marking the first time they have not been in the Top 7 since 2003.

• Here are the Ravens' red zone defense rankings in each of the past 12 seasons: 2004 (second), 2005 (fifth), 2006 (first), 2007 (third), 2008 (second), 2009 (fourth), 2010 (fifth), 2011 (first), 2012 (second), 2013 (seventh), 2014 (second) and 2015 (11th).

"D" NUMBERS TO RAVE ABOUT

15

Games since 2008 the Ravens have not allowed an opponent to score a TD. Only SF (20), Sea. (20) and Pit. (17) have more.

20

Consecutive seasons the Ravens' defense has held opponents to a 4.0 rushing average or less, the NFL's longest such streak.

33

An NFL-high games (tied with Seattle) the Ravens have held foes to 10 points or fewer since 2008. Baltimore is 33-0 in these contests. (Pittsburgh is third at 32.)

SHUTOUT CITY

Since 2000, Baltimore's "D" owns the NFL's second-most shutouts (tied, NE), blanking opponents nine times. The Ravens' last shutout came in 2009 in a 16-0 Monday Night Football win at Cleveland.

NFL SHUTOUT LEADERS / SINCE 2000

| Rk. | Team | Shutouts |
|-----|----------------------|----------|
| 1. | Seattle Seahawks | 10 |
| 2. | Baltimore Ravens | 9 |
| | New England Patriots | 9 |

PROFITABLE RETURNS

Since 1996, the Ravens own 56 defensive TDs, scoring at least one in each season of their existence, including **CB Jimmy Smith's** 24-yard INT-TD in 2015's Week 1 game at Den. and **ILB C.J. Mosley's** 41-yard FR-TD in Week 3 vs. Cin. Baltimore is 43-9 all time when tallying a D-TD, and since 2003, has the NFL's third most (43).

NFL DEFENSIVE TOUCHDOWNS (Since 2003)

| Rk. | Team | D-TDs |
|-----|-------------------|-------|
| 1. | Arizona Cardinals | 45 |
| | Green Bay Packers | 45 |
| 3. | Baltimore Ravens | 43 |
| 4. | Chicago/Tampa Bay | 41 |

INTERCEPTION TDs (Since 2003)

| | | |
|----|-----------|----|
| 1. | Chicago | 33 |
| | Green Bay | 33 |
| 3. | Baltimore | 32 |
| | Arizona | 32 |
| 5. | Tampa Bay | 30 |

HISTORY OF DOMINANCE

Dating back to their 2000 Super Bowl-winning season, the Ravens' defense ranks in the Top 3 in most significant categories.

TOTAL DEFENSE

| (Yards Allowed Since 2000) | |
|----------------------------|----------------------------|
| 1. | Pittsburgh 294.3 |
| 2. | Baltimore 300.1 |
| 3. | NY Jets 317.1 |

POINTS PER GAME

| (Fewest Allowed Since 2000) | |
|-----------------------------|----------------------------|
| 1. | Pittsburgh 18.0 |
| 2. | Baltimore 18.2 |
| 3. | New England 18.9 |

TOUCHDOWNS

| (Fewest Allowed Since 2000) | |
|-----------------------------|---------------------------|
| 1. | Baltimore 492 |
| 2. | Pittsburgh 509 |
| 3. | New England 555 |

RUSHING YARDS/GAME

| (Fewest Allowed Since 2000) | |
|-----------------------------|---------------------------|
| 1. | Pittsburgh 90.5 |
| 2. | Baltimore 93.3 |
| 3. | Minnesota 104.2 |

3RD-DOWN CONV. PCT. (Pct. Since 2000)

| | |
|----|-----------------------------|
| 1. | Baltimore 35.0 |
| 2. | Philadelphia 35.9 |
| 3. | Chicago 36.4 |

4TH-DOWN CONV. PCT. (Pct. Since 2000)

| | |
|----|-----------------------------|
| 1. | Baltimore 42.3 |
| | New England 42.3 |
| 3. | Philadelphia 43.6 |

INT PERCENTAGE (Highest Since 2000)

| | |
|----|-------------------------|
| 1. | Tampa Bay 3.6 |
| | Green Bay 3.6 |
| 3. | Baltimore 3.4 |

OPPONENT QB RATING (Lowest Since 2000)

| | |
|----|---------------------------|
| 1. | Baltimore 75.5 |
| 2. | Pittsburgh 77.9 |
| | Green Bay 77.9 |

OFFENSIVE TEAM NOTES

SECURITY DETAIL

Since 2014 (a 36-game span), Baltimore's 51 sacks permitted rank as the NFL's fewest. Baltimore has allowed zero sacks in 11 games dating back to 2014, a mark that ranks as the NFL's most.

| NFL'S FEWEST SACKS ALLOWED (Since 2014) | | NFL'S FEWEST SACKS ALLOWED (2015 Season) | | | |
|--|------------------|---|-----|------------------|-------|
| Rk. | Team | Sacks | Rk. | Team | Sacks |
| 1. | Baltimore Ravens | 51 | 1. | St. Louis Rams | 18 |
| 2. | New York Giants | 63 | 2. | New York Jets | 22 |
| | Oakland Raiders | 63 | 3. | Baltimore Ravens | 24 |

ZERO SACKS ALLOWED / GAMES / SINCE 2014

| | |
|--------------------|----|
| Baltimore Ravens | 11 |
| Cincinnati Bengals | 10 |
| New York Giants | 9 |
| Oakland Raiders | 9 |

MEDIUM CONVERSIONS

On third-and-medium (between 4 and 6 yards to go), the Ravens have converted an NFL-high 64.3% of their attempts (9 of 14) entering Week 5 of the 2016 season.

THIRD-&MEDIUM CONVERSIONS (4-6 YARDS) (2016 Season)

| Rk. | Team | 4-6 Yd. Att. | 4-6 Yd. Conv. | Pct. |
|-----|---------------------|--------------|---------------|------|
| 1. | Baltimore Ravens | 14 | 9 | 64.3 |
| 2. | Pittsburgh Steelers | 21 | 12 | 57.1 |
| | Tennessee Titans | 14 | 8 | 57.1 |
| 4. | San Diego Chargers | 16 | 9 | 56.3 |
| 5. | Indianapolis Colts | 13 | 7 | 53.8 |

RAVENS WILL RUN

- ✓ Says head coach **John Harbaugh**: "Running the football is part of our DNA in Baltimore."
- ✓ Under coach Harbaugh (since 2008), the Ravens have averaged the NFL's 11th-most rushing yards per game (117.5).
- ✓ Since 2008, the Ravens' 119 rushing TDs rank sixth in the NFL, while their 3,806 rushing attempts also stand No. 6.

A DIVERSE ATTACK

Since 2008, when **John Harbaugh** was named Baltimore's head coach, the Ravens are one of six NFL teams (Atl., NE, NO, NYG & Phi.) to produce at least 175 passing and 115 rushing touchdowns. Baltimore has been a very balanced attack under Harbaugh, finding success both on the ground and through the air.

TEAMS W/ AT LEAST 175 PASSING & 115 RUSHING TOUCHDOWNS (Since 2008 / John Harbaugh Era)

| Team | Passing TDs | Rushing TDs | Total TDs |
|----------------------|-------------|-------------|-----------|
| Atlanta Falcons | 217 | 118 | 335 |
| Baltimore Ravens | 176 | 119 | 295 |
| New England Patriots | 258 | 153 | 411 |
| New Orleans Saints | 304 | 122 | 426 |
| New York Giants | 225 | 117 | 342 |
| Philadelphia Eagles | 205 | 132 | 337 |

- ✓ In addition, Baltimore is one of six teams (NE, Den., Phi., Was. & Hou.) to average at least 220 passing yards and 115 rushing yards per game since coach Harbaugh's 2008 arrival.

TOP "O" UNDER JOHN & JOE

The Ravens' Top 6 all-time single-game offensive outputs have come during the **John Harbaugh/QB Joe Flacco** Era. This figure includes a 493-yard output at Oakland in 2015's Week 2 game that produced the Ravens' most total yards since 12/23/12.

RAVENS TOP TOTAL NET YARDS (Single-Game History)

| Yards | Game/Date | Results |
|-------|-------------------|----------|
| 553 | 9/25/11 at STL | W, 37-7 |
| 548 | 12/13/09 vs. Det. | W, 48-3 |
| 533 | 12/23/12 vs. NYG | W, 33-14 |
| 503 | 9/23/12 vs. NE | W, 31-30 |
| 501 | 9/13/09 vs. KC | W, 38-24 |
| 493 | 9/20/15 at Oak. | L, 33-37 |

RAVENS MOST TOTAL YARDS (Since 2012 / Past Five Years)

| | |
|-------------------|------|
| 12/23/12 vs. NYG | 533 |
| 09/23/12 vs. NE | 503 |
| 09/20/15 at Oak. | 493* |
| 10/12/14 at TB | 475 |
| 09/28/14 vs. Car. | 454 |
| 11/24/14 at NO. | 449 |

* under OC Marc Trestman

STREAK OF 350+

For the first time in team history, in Weeks 2-6 of the 2015 season, Baltimore produced five-consecutive games with at least 350 yards of offense. Here are the Ravens' all-time four-game streaks of at least 350 yards of offense and 2015's five-game stretch:

MOST CONSECUTIVE GAMES / 350+ YARDS OF OFFENSE (Ravens History)

| Year | Games | Yards/Opponent |
|------|--------|--|
| 1996 | 7-10* | 392 at Den., 478 vs. STL, 371 vs. Cin. and 387 at Jax. |
| 2000 | 10-13* | 378 at Cin., 361 at Ten., 479 vs. Dal. and 461 vs. Cle. |
| 2010 | 5-8* | 415 vs. Den., 377 at NE, 364 vs. Buf. and 402 vs. Mia. |
| 2015 | 2-6 ~ | 493 at Oak., 398 vs. Cin., 356 at Pit., 377 vs. Cle. & 420 at SF |

* four-game stretch ~ five-game franchise record

RAVENS NEAR FRANCHISE BEST IN '15

In 2015, under offensive coordinator **Marc Trestman**, Baltimore posted the second-most net yards in team history (89 short of 2014 record), finishing with 5,749 yards. The Ravens also set a franchise record by averaging 266.9 passing yards per game.

RAVENS OFFENSIVE OUTPUT / SINGLE-SEASON HISTORY

| NET PASSING YARDS | | TOTAL NET YARDS | |
|-------------------|-------|-----------------|-------|
| Year | Yards | Year | Yards |
| 2015 | 4,271 | 2014 | 5,838 |
| 1996 | 3,978 | 2015 | 5,749 |
| 2014 | 3,819 | 1996 | 5,723 |
| 2012 | 3,739 | 2012 | 5,640 |
| 1997 | 3,702 | 2009 | 5,619 |

LIMITING MISTAKES

The Ravens committed just 16 turnovers in their 2012 Super Bowl-winning campaign, producing a franchise single-season low. In team history, Baltimore's fewest penalties committed occurred during the 2001 season.

FEWEST PENALTIES (Ravens Single-Season History)

| Year | Penalties |
|-----------|-----------|
| 2001 | 89 |
| 2010 | 90 |
| 2011 | 92 |
| 1996/2004 | 94 |

FEWEST TURNOVERS (Ravens Single-Season History)

| Year | TO |
|------|----|
| 2012 | 16 |
| 2014 | 20 |
| 2010 | 20 |
| 2008 | 21 |

- ✓ **2015 Note:** Turnovers and penalties hurt the Ravens in 2015. Baltimore had 28 TOs (tied w/ Jax., Pit. & TB for the NFL's eighth most) and 122 penalties (the league's sixth most, tied with Rams).

ALL-TIME RESULTS / TRENDS



RAVENS ALL-TIME RECORDS

| | <u>Overall Record</u> | <u>Home</u> | <u>Away</u> |
|--|-----------------------|-------------|-------------|
| Overall | 176-147-1 | 110-51-1 | 66-96 |
| In M&T Bank Stadium (since 1998) | 103-43 | 103-43 | n/a |
| Coached by Ted Marchibroda | 16-31-1 | 11-12-1 | 5-19 |
| Coached by Brian Billick | 80-64 | 50-22 | 30-42 |
| Coached by John Harbaugh | 80-52 | 49-17 | 31-35 |
| vs. AFC Teams | 136-116 | 85-47 | 51-69 |
| vs. AFC North | 49-36 | 29-13 | 20-23 |
| vs. AFC Central (1996-2001) | 26-28 | 13-14 | 13-14 |
| vs. AFC East | 20-19 | 14-5 | 6-14 |
| vs. AFC South | 15-15 | 10-5 | 5-10 |
| vs. AFC West | 22-18 | 15-7 | 7-11 |
| vs. NFC Teams | 45-32-1 | 30-7-1 | 15-25 |
| vs. NFC North | 6-6 | 5-1 | 1-5 |
| vs. NFC Central (1996-2001) | 3-5 | 3-1 | 0-4 |
| vs. NFC East | 12-6-1 | 7-1-1 | 5-5 |
| vs. NFC South | 10-6 | 5-3 | 5-3 |
| vs. NFC West | 14-9 | 10-1 | 4-8 |
| On Monday Night Football - ABC/ESPN | 11-10 | 4-2 | 7-8 |
| On NBC/ESPN - Sunday Night or Thursday Night | 15-13 | 11-5 | 4-8 |
| On NFL Network | 5-2 | 3-0 | 2-2 |
| In Overtime | 12-10-1 | 7-3-1 | 5-7 |
| Ravens Shutout Wins | 10-0 | 5-0 | 5-0 |
| In Season Opener | 10-11 | 7-4 | 3-7 |
| Indoors | 6-13 | n/a | 6-13 |
| Note: Baltimore has played in Houston's Reliant/NRG Stadium five times (3-2), Indy's Lucas Oil Stadium twice (0-2) and Dallas' Texas Stadium once (1-0). Three of those games at Reliant Stadium (12/13/10, 10/21/12 & 12/21/14) came when the roof was closed, meaning those games were "indoors," while the other games listed are considered "outdoors" due to open roofs. | | | |
| In August | 0-1 | 0-1 | 0-0 |
| In September | 43-28 | 28-7 | 15-21 |
| In October | 33-43 | 18-16 | 15-27 |
| In November | 50-36-1 | 29-12-1 | 21-24 |
| In December | 45-36 | 32-15 | 13-21 |
| In January | 5-3 | 3-0 | 2-3 |




RAVENS TRENDS

| <u>Team</u> | <u>Since 2000</u> | <u>Since 2008</u> | <u>2016</u> | <u>Offense</u> | <u>Since 2000</u> | <u>Since 2008</u> | <u>2016</u> |
|---------------------------------|-------------------|-------------------|-------------|-----------------------------------|-------------------|-------------------|-------------|
| Record | 152-108 | 80-52 | 3-1 | Scoring 20 or more points | 115-36 | 64-21 | 1-1 |
| vs. AFC North (since 2002) | 49-36 | 31-18 | 1-0 | Scoring 30 or more points | 51-6 | 31-4 | 0-0 |
| vs. AFC | 114-83 | 60-40 | 3-1 | Having 20 or more first downs | 67-40 | 45-21 | 1-1 |
| vs. NFC | 38-25 | 20-12 | 0-0 | Totaling 350 or more net yards | 69-34 | 44-19 | 1-1 |
| Home | 95-35 | 49-17 | 1-1 | At least 35 minutes time of poss. | 38-6 | 18-4 | 0-0 |
| Away | 57-73 | 31-35 | 2-0 | Rushing for 150 or more yards | 50-13 | 25-5 | 0-0 |
| On grass | 63-57 | 25-21 | 3-1 | When not throwing an INT | 86-16 | 48-9 | 1-1 |
| Artificial turf | 89-51 | 55-31 | 0-0 | With a 100-yard rusher | 51-20 | 23-7 | 0-1 |
| Outdoors | 147-98 | 74-46 | 3-1 | Without a 100-yard rusher | 101-88 | 57-45 | 3-0 |
| Indoors | 5-10 | 4-5 | 0-0 | With a 100-yard receiver | 34-21 | 21-14 | 1-1 |
| September | 35-21 | 20-10 | 3-0 | Without a 100-yard receiver | 118-87 | 59-38 | 2-0 |
| October | 30-32 | 14-16 | 0-1 | With a 300-yard passer | 20-16 | 17-11 | 1-0 |
| November | 45-24 | 25-10 | 0-0 | Without a 300-yard passer | 132-92 | 63-41 | 2-1 |
| December | 37-29 | 18-15 | 0-0 | <u>Defense</u> | <u>Since 2000</u> | <u>Since 2008</u> | <u>2016</u> |
| January | 5-2 | 3-1 | 0-0 | When scoring a defensive TD | 37-7 | 14-4 | 0-0 |
| Leading at halftime | 116-20 | 61-14 | 2-0 | When returning an INT for a TD | 31-3 | 13-2 | 0-0 |
| Trailing at halftime | 27-76 | 14-34 | 1-1 | When returning a fumble for a TD | 7-4 | 2-2 | 0-0 |
| Tied at halftime | 9-12 | 5-4 | 0-0 | Recording 3 or more sacks | 82-34 | 36-20 | 2-0 |
| Tied after 3 quarters | 3-6 | 1-2 | 0-0 | Holding opp. under 250 net yards | 44-6 | 28-6 | 2-0 |
| Leading After 3 quarters | 127-15 | 69-13 | 2-0 | Holding opp. under 21 points | 120-34 | 63-13 | 3-0 |
| Trailing after 3 quarters | 23-86 | 10-40 | 1-1 | Holding opp. under 15 points | 95-15 | 47-5 | 1-0 |
| Decided by 7 points or less | 65-59 | 34-35 | 3-1 | Allowing a 100-yard rusher | 16-21 | 9-10 | 1-0 |
| Decided by 3 points or less | 38-35 | 22-21 | 1-1 | Not allowing a 100-yard rusher | 135-88 | 71-42 | 2-1 |
| When scoring first | 102-30 | 57-15 | 2-0 | Allowing a 100-yard receiver | 31-36 | 14-20 | 1-0 |
| When not scoring first | 50-78 | 23-37 | 1-1 | Not allowing a 100-yard receiver | 122-71 | 66-32 | 2-1 |
| Positive or even turnover ratio | 126-33 | 62-20 | 2-1 | Allowing a 300-yard passer | 22-21 | 14-13 | 0-0 |
| Negative turnover ratio | 26-76 | 18-32 | 1-0 | Not allowing a 300-yard passer | 129-87 | 66-39 | 3-1 |
| Winning penalty ratio | 69-45 | 38-19 | 2-1 | | | | |
| Losing penalty ratio | 72-54 | 35-26 | 1-0 | | | | |
| Overtime | 9-8 | 6-5 | 0-0 | | | | |
| When returning a KOR for a TD | 5-2 | 5-1 | 0-0 | | | | |
| When returning a PR for a TD | 8-2 | 4-0 | 0-0 | | | | |

RAVENS PLAYER NOTES

FRANCHISE LEADER



In Week 2 at Cleveland, **QB Joe Flacco** led the Ravens to their second-largest comeback win (20 points) in team history. Throwing for 302 yards and 2 TDs, he posted the 25th game-winning drive in the fourth quarter or overtime of his career. Flacco is the Ravens' all-time leading passer in every career category (see below).

RAVENS CAREER PASSING LEADERS

| Rk. | Player | G | Att | Cmp | Pct | Yards | TD | INT | Rate |
|-----|---------------|-----|-------|-------|------|--------|-----|-----|------|
| 1. | Joe Flacco | 126 | 4,240 | 2,587 | 61.0 | 29,394 | 166 | 106 | 84.4 |
| 2. | Kyle Boller | 53 | 1,311 | 746 | 56.9 | 7,846 | 45 | 44 | 71.9 |
| 3. | V. Testaverde | 29 | 1,019 | 596 | 58.5 | 7,148 | 51 | 34 | 82.8 |

QUARTERBACK IRONMEN

2015's Week 12 tilt in Cleveland was the first game **QB Joe Flacco** (knee) has missed in his career, snapping a streak of 137-straight starts (including playoffs). Prior to being injured in Week 11 vs. St. Louis, he had 122-consecutive regular season starts under his belt, marking the fifth-longest streak in NFL history.

MOST CONSECUTIVE STARTS BY A QUARTERBACK / NFL HISTORY

| Rk. | Player (Years) | Games |
|-----|------------------------------|-------|
| 1. | Brett Favre (1992-2010) | 297 |
| 2. | Peyton Manning (1998-2011) | 208 |
| 3. | Eli Manning (2004-present) | 187 |
| 4. | Philip Rivers (2006-present) | 164 |
| 5. | Joe Flacco (2008-15) | 122 |
| 6. | Ron Jaworski (1977-84) | 116 |

LEADER OF 300s

Prior to his season-ending knee injury in 2015, **QB Joe Flacco** had five 300-yard passing games, tying his career high (2012 & 2014) and the team record he shares with Vinny Testaverde (1996).

300-YARD PASSING GAMES (Ravens Single Seasons)

| | | |
|----|-------------------------|---|
| 1. | Joe Flacco (2015) | 5 |
| | Joe Flacco (2014) | 5 |
| | Joe Flacco (2012) | 5 |
| | Vinny Testaverde (1996) | 5 |
| 4. | Joe Flacco (2011) | 4 |

300-YARD PASSING GAMES (Ravens Career History)

| | | |
|----|-------------------------|----|
| 1. | Joe Flacco (2008-16) | 27 |
| 2. | V. Testaverde (1996-97) | 8 |
| 3. | Steve McNair (2006-07) | 2 |
| | Jeff Blake (2002) | 2 |
| | Eric Zeier (1996-97) | 2 |

RAVENS RECORDS

QB Joe Flacco has posted four of the Top 5 passing games and five of the Top 6 passing seasons in team history. He also owns a franchise-record 41 100-plus single-game QB ratings.

RAVENS SINGLE-GAME PASSING YARDS

| Yards | Player | Opp./Date |
|------------|-------------------|-------------------------|
| 429 | Vinny Testaverde | vs. STL, 10/27/96 |
| 389 | Joe Flacco | at STL, 9/25/11 |
| 385 | Joe Flacco | at Min., 10/18/09 |
| 384 | Joe Flacco | at Oak., 9/20/15 |
| 382 | Joe Flacco | vs. NE, 9/23/12 |

RAVENS SINGLE-SEASON PASSING YARDS

| Rk. | Player (Year) | Cmp-Att | Pct. | Yards | TD | INT | Rate |
|-----|---------------------|---------|------|-------|----|-----|------|
| 1. | V. Testaverde ('96) | 325-549 | 59.2 | 4,177 | 33 | 19 | 88.7 |
| 2. | Joe Flacco ('14) | 344-554 | 62.0 | 3,986 | 27 | 12 | 91.0 |
| 3. | Joe Flacco ('13) | 362-614 | 59.0 | 3,912 | 19 | 22 | 73.1 |
| 4. | Joe Flacco ('12) | 317-531 | 59.7 | 3,817 | 22 | 10 | 87.7 |
| 5. | Joe Flacco ('10) | 306-489 | 62.6 | 3,622 | 25 | 10 | 93.6 |

JUST-WIN JOE

• **QB Joe Flacco's** 88 total wins (including playoffs) rank third among active starting NFL quarterbacks since Flacco entered the league in 2008.

• Flacco has 48 career regular season wins at home, tying (A. Rodgers) for the second most among starting QBs since Flacco entered the NFL in 2008 (Tom Brady - 52).

• Baltimore is 35-6 when Flacco posts at least a 100.0 QB rating. Baltimore is 21-3 when he is 110.0 or better.

• Flacco's 72 regular season victories from 2008-14 are the most by a starting QB in the *first seven* seasons of a career in NFL history. His 75 wins through *eight* seasons (2008-15) stand as the fifth most all time (see chart right).

MOST TOTAL WINS BY QBs (Includes Playoffs / Since 2008)

| Rk. | Player | Record |
|-----|--------------------|--------|
| 1. | Tom Brady | 94-33 |
| 2. | Aaron Rodgers | 89-46 |
| 3. | Joe Flacco | 88-53 |
| 4. | Drew Brees | 83-55 |
| | Ben Roethlisberger | 83-45 |

MOST REGULAR SEASON WINS BY QUARTERBACKS

(First Seven Seasons / NFL History)

| Rk. | Player | Wins |
|-----|------------------------------|------|
| 1. | Joe Flacco (2008-14) | 72 |
| 2. | Tom Brady (2000-06) | 70 |
| 3. | Ben Roethlisberger (2004-10) | 69 |

MOST REGULAR SEASON WINS BY QUARTERBACKS

(First Eight Seasons / NFL History)

| Rk. | Player | Wins |
|-----|------------------------------|------|
| 1. | Tom Brady (2000-07) | 86 |
| 2. | Ben Roethlisberger (2004-11) | 80 |
| | Peyton Manning (1998-2005) | 80 |
| 4. | Jim Kelly (1986-93) | 76 |
| 5. | Joe Flacco (2008-15) | 75 |

PLAYOFF PERFECTION

Super Bowl XLVII MVP **QB Joe Flacco** was masterful during the Ravens' 2012 playoff run, completing 73 of 126 passes for 1,140 yards, 11 TDs and 0 INTs to produce a 117.2 passer rating. Flacco joined Hall of Fame QB Joe Montana (1989) as the only players to produce 11 TDs and 0 INTs during an NFL postseason.

JOE FLACCO STATISTICS / 2012 PLAYOFFS

| Game (Opp./Rd.) | Cmp-Att | Pct. | Yards | TD | INT | Rate |
|-----------------------------|---------------|-------------|--------------|-----------|----------|--------------|
| 1/06/13 vs. Ind. (WC) | 12-23 | 52.2 | 282 | 2 | 0 | 125.6 |
| 1/12/13 at Den. (Div.) | 18-34 | 52.9 | 331 | 3 | 0 | 116.2 |
| 1/20/13 at NE (AFC) | 21-36 | 58.3 | 240 | 3 | 0 | 106.3 |
| 2/03/13 at SF (SB) | 22-33 | 66.6 | 287 | 3 | 0 | 124.2 |
| Totals (Record: 4-0) | 73-126 | 57.9 | 1,140 | 11 | 0 | 117.2 |

Flacco Quick Hits:

• In his final six games of 2012 (including playoffs and dating back to 12/23 of the regular season), Flacco was 102-of-170 for 1,483 yards, 13 TDs and 0 INTs, producing a 113.9 passer rating.

• Flacco, Joe Montana (1989) and Kurt Warner (2008) are the only QBs in NFL history to throw 11 TDs in a single postseason. Neither Flacco nor Montana threw an INT in their postseasons.

POSTSEASON BESTS

PASSING YARDS

(Single-Season Playoff History)

| | | |
|----|--------------------|-------|
| 1. | Eli Manning (2011) | 1,219 |
| 2. | Kurt Warner (2008) | 1,147 |
| 3. | Joe Flacco (2012) | 1,140 |

PASSING FIRST DOWNS

(Single-Season Playoff History)

| | | |
|----|-----------------------|----|
| 1. | Eli Manning (2011) | 61 |
| 2. | Tom Brady (2014) | 55 |
| | Peyton Manning (2006) | 55 |
| 4. | Joe Flacco (2012) | 53 |
| | Aaron Rodgers (2010) | 53 |

PASSING TOUCHDOWNS

(Single-Season Playoff History)

| | | |
|----|--------------------|----|
| 1. | Joe Flacco (2012) | 11 |
| | Joe Montana (1989) | 11 |
| | Kurt Warner (2008) | 11 |

PASSER RATING (Min. 80 Att.)

(Single-Season Playoff History)

| | | |
|----|--------------------|-------|
| 1. | Joe Montana (1989) | 146.4 |
| 2. | Troy Aikman (1992) | 126.4 |
| 3. | Joe Flacco (2012) | 117.2 |
| | Steve Young (1994) | 117.2 |
| 5. | Joe Montana (1988) | 117.0 |

RAVENS PLAYER NOTES

JANUARY JOE



• In the Ravens' last 10 playoff games (since the 2010 season), Flacco is 196-of-327 for 2,563 yards, 24 TDs and 4 INTs (104.1 rating). He has led the Ravens to a 7-3 record in these contests.

• In Baltimore's last six playoff games (5-1 record), Flacco has thrown 17 TDs and 2 INTs. Completing 119 of 200 passes for 1,691 yards, he owns a magnificent 111.1 QB rating.

- Flacco has thrown at least 2 TDs in eight-straight playoff games, marking the longest streak in NFL postseason history.
- Flacco has 25-career postseason TD passes, tied (Brett Favre) for second most in a QB's first eight seasons. (Tom Brady is first - 26.)
- Flacco's streak of 197 passes without throwing an INT in the postseason (from 1/22/12 to 1/10/15) is the second longest in NFL playoff history (Drew Brees, 226). Joe Montana (179 from 1989-91) and Steve Young (173 from 1994-96) are third and fourth, respectively.
- Among active QBs, Flacco's 25 playoff TD passes rank fourth most (Tom Brady - 56, Peyton Manning - 40 & Aaron Rodgers - 27).
- Flacco's 3,223 career passing yards in the playoffs rank sixth most among active quarterbacks.
- Flacco's 10 career playoff victories are the most among NFL quarterbacks since he entered the league in 2008.
- Flacco has seven career road wins in the playoffs (including two apiece in each of the 2008 and 2012 campaigns), ranking as the most by a QB in league history (Eli Manning is next with five).

PLAYOFF WINS (By QBs / Since 2008)

1. Joe Flacco 10
2. Tom Brady 8
3. Peyton Manning 7
- Aaron Rodgers 7
- Russell Wilson 7

ROAD PLAYOFF WINS (By QBs / NFL History)

1. Joe Flacco 7
2. Eli Manning 5
3. L. Dawson, J. Delhomme . . 4
- A. Rodgers, B. Roethlisberger . 4
- M. Sanchez, R. Staubach . . 4

FLACCO SPLITS

With 300 passing yards 17-10
 With 3-or-more TD passes 11-3
 When not throwing an INT 48-10
 With at least 4 comps. of 25+ yards . . 9-4
 With at least a 100 QB rating . . . 35-6
 With at least a 110 QB rating . . . 21-3
 When not sacked 14-6
 Playing in < 40 degree weather . . 10-5
 On Turf 54-28

On Grass 24-20
 vs. AFC North 29-17
 vs. AFC 58-37
 vs. NFC 20-11
 In September 20-10
 In October 14-16
 In November 24-10
 In December/January 20-12
 In season's final four games . . . 19-9

FLACCO IS THE FASTEST

QB Joe Flacco threw 5 TD passes in the 2014, 48-17 win at TB, becoming the fastest QB since the 1970 AFL-NFL merger to reach the 5-passing TD mark in a game. (Source: Elias SB)

FASTEST QBs TO REACH 5 TDs IN GAME / SINCE 1970 MERGER

| Quarterback | Time | Date/Game |
|---------------------------|--------------|-----------------------|
| Joe Flacco (Bal.) | 16:03 | 10/12/14 at TB |
| Ben Roethlisberger (Pit.) | 28:09 | 11/5/07 vs. Bal. |
| Donovan McNabb (Phi.) | 28:12 | 12/5/04 vs. GB |
| Tommy Kramer (Min.) | 28:55 | 9/28/86 vs. GB |
| Peyton Manning (Ind.) | 29:03 | 9/26/04 vs. GB |

More about the 5-TD performance at Tampa Bay:

• Flacco's 5 total passing TDs tie (Tony Banks, 9/10/00 vs. Jax) for the most in Ravens single-game history. Flacco's 149.7 passer rating set a franchise record, as he was 21-of-28 (75.0%) for 306 yards and 0 INTs.

21 STRAIGHT FOR JOE

In Week 3 at Jax., **QB Joe Flacco** set a team record with 21-consecutive completions, 1 shy of the NFL single-game record.

MOST CONSECUTIVE COMPLETIONS / NFL SINGLE-GAME HISTORY

- 22 . . . Mark Brunell (Was.) vs. Houston on 9/24/06
 22 . . . David Carr (Hou.) vs. Buffalo on 11/19/06
21 . . . Joe Flacco (Bal.) at Jacksonville on 9/25/16
 21 . . . Rich Gannon (Oak.) vs. Denver on 11/11/02
 21 . . . Eli Manning (NYG) at New Orleans on 11/28/11

GAME-WINNING DRIVES: 26 (24 REGULAR SEASON & 2 PLAYOFFS)

GAME-WINNING DRIVES IN FOURTH QUARTER OR OVERTIME (26 TOTAL)

| Date/Opp. | Drive Length | Scoring Play | Time Left | Score |
|-------------------------|----------------------------|---|-------------|---------------------|
| 11/02/08 at Cle. | 5 plays, 59 yards in 1:54 | Stover 22-yard field goal | 5:36 | 30-27 |
| 01/10/09 at Ten. (Div.) | 9 plays, 51 yards in 3:30 | Stover 43-yard field goal | 0:53 | 13-10 |
| 09/13/09 vs. KC | 8 plays, 74 yards in 3:15 | Clayton 31-yard pass from Flacco | 2:06 | 38-24 |
| 11/29/09 vs. Pit. | 6 plays, 17 yards in 3:23 | Cundiff 29-yard field goal | 6:42 (OT) | 20-17 |
| 09/26/10 vs. Cle. | 10 plays, 69 yards in 5:41 | Boldin 27-yard pass from Flacco | 9:13 | 21-17 |
| 10/03/10 at Pit. | 4 plays, 40 yards in 0:36 | Houshmandzadeh 18-yard pass from Flacco | 0:32 | 17-14 |
| 10/24/10 vs. Buf. | 4 plays, 9 yards in 1:58 | Cundiff 38-yard field goal | 10:54 (OT) | 37-34 |
| 12/19/10 vs. NO | 5 plays, 66 yards in 1:31 | Cundiff 32-yard field goal | 10:03 | 27-24 (30-24 final) |
| 10/30/11 vs. Ari. | 5 plays, 37 yards in 0:52 | Cundiff 25-yard field goal | 0:00 | 30-27 |
| 11/06/11 at Pit. | 13 plays, 92 yards in 2:16 | T. Smith 26-yard pass from Flacco | 0:08 | 23-20 |
| 11/24/11 vs. SF | 16 plays, 76 yards in 7:34 | Pitta 8-yard pass from Flacco | 14:56 | 13-6 (16-6 final) |
| 09/23/12 vs. NE | 7 plays, 70 yards in 1:55 | Tucker 27-yard field goal | 0:00 | 31-30 |
| 11/04/12 at Cle. | 9 plays, 81 yards in 4:22 | T. Smith 19-yard pass from Flacco | 4:26 | 22-15 (25-15 final) |
| 11/25/12 at SD | 12 plays, 40 yards in 3:09 | Tucker 38-yard field goal | 0:00 | 13-13 |
| | 12 plays, 69 yards in 3:49 | Tucker 38-yard field goal | 1:07 (OT) | 16-13 |
| 01/12/13 at Den. (Div.) | 3 plays, 77 yards in :38 | J. Jones 70-yard pass from Flacco | 0:31 | 35-35 |
| | 6 plays, 16 yards in 2:33 | Tucker 47-yard field goal | 13:18 (2OT) | 38-35 |
| 10/06/13 at Mia. | 7 plays, 34 yards in 2:25 | Tucker 44-yard field goal | 1:42 | 26-23 |
| 11/10/13 vs. Cin. | 8 plays, 28 yards in 4:34 | Tucker 46-yard field goal | 5:27 (OT) | 20-17 |
| 12/08/13 vs. Min. | 5 plays, 80 yards in 0:41 | M. Brown 9-yard pass from Flacco | 0:04 | 29-26 |
| 12/16/13 at Det. | 7 plays, 24 yards in 1:43 | Tucker 61-yard field goal | 0:38 | 18-16 |
| 09/21/14 at Cle. | 6 plays, 37 yards in 1:58 | Tucker 32-yard field goal | 0:00 | 23-21 |
| 12/28/14 vs. Cle. | 2 plays, 69 yards in :50 | T. Smith 16-yard pass from Flacco | 7:33 | 13-10 (20-10 final) |
| 10/01/15 at Pit. | 7 plays, 45 yards in :58 | J. Tucker 42-yard field goal | 0:03 | 20-20 |
| | 8 plays, 32 yards in 4:33 | J. Tucker 52-yard field goal | 5:08 (OT) | 23-20 |
| 11/01/15 vs. SD | 9 plays, 59 yards in 2:27 | J. Tucker 39-yard field goal | 0:00 | 29-26 |
| 11/22/15 vs. STL | 5 plays, 12 yards in :54 | J. Tucker 47-yard field goal | 0:00 | 16-13 |
| 09/18/16 at Cle. | 5 plays, 27 yards in 2:35 | J. Tucker 49-yard field goal | 11:19 | 22-20 (25-20 final) |
| 09/25/16 at Jax. | 8 plays, 22 yards in 1:57 | J. Tucker 54-yard field goal | 1:02 | 19-17 |

RAVENS PLAYER NOTES

AN ALL-TIME GREAT



The five-time Pro Bowler owns eight 1,000-yard receiving campaigns, tying (Brandon Marshall) for the NFL's most among active players. Additionally, Smith Sr. ranks ninth in NFL history with 14,213 receiving yards, while his 985 receptions stand 14th, just 15 behind Hines Ward (1,000).

MULTIPLE SEASONS WITH 1,000 RECEIVING YARDS (Active NFL Wide Receivers)

| Rk. | Player (Team) | Seasons |
|-----|-------------------------|---------|
| 1. | Steve Smith Sr. (Bal.) | 8 |
| | Brandon Marshall (NYJ) | 8 |
| 3. | Anquan Boldin (Det.) | 7 |
| | Larry Fitzgerald (Ari.) | 7 |
| | Andre Johnson (Ten.) | 7 |
| 7. | Marques Colston (FA) | 6 |
| | Roddy White (FA) | 6 |

ALL-TIME NFL RECEIVING YARDS

| Rk. | Player (Years) | Rec. | Yards | Avg. | LG | TDs |
|-----|----------------------------------|------------|---------------|-------------|------------|-----------|
| 1. | Jerry Rice (1985-2004) | 1,549 | 22,895 | 14.8 | 96t | 197 |
| 2. | Terrell Owens (1996-2010) | 1,078 | 15,934 | 14.8 | 98t | 153 |
| 3. | Randy Moss (1998-2012) | 982 | 15,292 | 15.6 | 82t | 156 |
| 4. | Isaac Bruce (1994-2009) | 1,024 | 15,208 | 14.9 | 80t | 91 |
| 5. | Tony Gonzalez (1997-2013) | 1,325 | 15,127 | 11.4 | 73t | 111 |
| 6. | Tim Brown (1988-2004) | 1,094 | 14,934 | 13.7 | 80t | 100 |
| 7. | Marvin Harrison (1996-2008) | 1,102 | 14,580 | 13.2 | 80t | 128 |
| 8. | Reggie Wayne (2001-14) | 1,070 | 14,345 | 13.4 | 80 | 82 |
| 9. | Steve Smith Sr. (2001-16) | 985 | 14,213 | 14.4 | 80t | 77 |
| 10. | Andre Johnson (2003-16) | 1,060 | 14,172 | 13.4 | 77t | 69 |
| 11. | James Lofton (1978-93) | 764 | 14,004 | 18.3 | 80t | 75 |

STEVE'S 100s

WR Steve Smith Sr. ties for second among active WRs and is tied for fourth in NFL history with 51-career 100-yard receiving games. Smith Sr. also ranks second (with 8 such games) in Ravens history.

CAREER 100-YARD RECEIVING GAMES / NFL HISTORY

| Rk. | Player (Career) | Total |
|-----|----------------------------------|--------------------------|
| 1. | Jerry Rice (1985-2006) | 76 |
| 2. | Randy Moss (1998-2010, 2012) | 64 |
| 3. | Marvin Harrison (1996-2008) | 59 |
| 4. | Steve Smith Sr. (2001-16) | 51 (8 as a Raven) |
| | Andre Johnson (2003-16) | 51 |
| | Terrell Owens (1996-2011) | 51 |
| 7. | Don Maynard (1958-73) | 50 |
| 8. | Torry Holt (1999-2009) | 47 |
| | Michael Irvin (1988-99) | 47 |
| 10. | Calvin Johnson (2007-15) | 46 |
| | Jimmy Smith (1992-2005) | 46 |
| 12. | Isaac Bruce (1994-2009) | 45 |
| | Brandon Marshall (2006-16) | 45 |

ALL-TIME NFL COMBINED YARDS

WR Steve Smith Sr. ranks seventh on the NFL's all-time combined yards chart with 18,662 (14,213 receiving; 2,371 KOR; 1,684 PR; 387 rushing and 7 fumble recovery yards). Here are the Top 8:

| | | | |
|-------------------|--------|------------------------|--------|
| 1. Jerry Rice | 23,546 | 5. Tim Brown | 19,682 |
| 2. Brian Mitchell | 23,330 | 6. Marshall Faulk | 19,190 |
| 3. Walter Payton | 21,803 | 7. Steve Smith Sr. | 18,662 |
| 4. Emmitt Smith | 21,583 | 8. LaDainian Tomlinson | 18,456 |

BIG-PLAY PERFORMER

WR Steve Smith Sr. leads all active NFL passing targets with 137-career 25-plus-yard catches. Smith Sr. bodes well in that category over the past 22 years, too, tying for third. With his 52-yard TD reception this year in Week 4 vs. Oakland, he reached 32-career catches of 50-plus yards, second most (DeSean Jackson, 33) among active players. Of Smith Sr.'s 32, 20 have produced TDs.

25-PLUS-YARD RECEPTIONS LEADERS

| (Active NFL WRs) | | 25+ Rec. | (NFL WRs / Since 1995) | | 25+ Rec. |
|------------------|------------------|----------|------------------------|-----------------|----------|
| Rk. | Player | | Rk. | Player | |
| 1. | Steve Smith Sr. | 137 | 1. | Randy Moss | 161 |
| 2. | Anquan Boldin | 108 | 2. | Terrell Owens | 158 |
| | Andre Johnson | 108 | 3. | Steve Smith Sr. | 137 |
| 4. | Larry Fitzgerald | 106 | | Isaac Bruce | 137 |
| 5. | DeSean Jackson | 103 | 5. | Marvin Harrison | 134 |

RECORD-SETTING DAYS

MOST RECEIVING YARDS / RAVENS SINGLE GAMES

| Yds. | Player/Game, Date (Catches) |
|------|--|
| 258 | Qadry Ismail @ Pit., 12/12/99 (6 rec.) |
| 198 | Derrick Alexander vs. Pit., 12/1/96 (7 rec.) |
| 186 | Steve Smith Sr. vs. Cin., 9/27/15 (13 rec.) |

SMITH SR.'S SINGLE-GAME CAREER HIGHS

Catches —
14 at Chi. on 11/20/05
13 vs. Cin. on 9/27/15
11 twice, last 10/30/05

MOST RECEPTIONS / RAVENS SINGLE GAMES

| Rec. | Player/Game, Date (Yards) |
|------|---|
| 13 | Steve Smith Sr. vs. Cin., 9/27/15 (186 yards) |
| 13 | Priest Holmes vs. Ten., 10/11/98 (98 yards) |
| 12 | Javorius Allen at Mia., 12/6/15 (107 yards) |

Receiving Yards —
201 vs. Min. on 10/30/05
189 at Bal. on 10/15/06
186 vs. Cin. on 9/27/15

DUAL DAYS OF 10/150

In Weeks 2-3 of 2015, WR Steve Smith Sr. had back-to-back games with at least 10 catches & 150 receiving yards. On 9/27 vs. Cincy, he produced 186 yards and 2 TDs on 13 catches. The previous week (9/20), he posted 10 receptions for 150 yards at Oakland. Smith Sr. is one of six players in the Super Bowl Era with least 10 catches and 150 receiving yards in back-to-back contests in a single season.

CONSECUTIVE GAMES WITH AT LEAST 10 CATCHES & 150 RECEIVING YARDS (Super Bowl Era)

| Games | Name (Team) | Year | Dates |
|-------|-------------------------|------|---------------|
| 2 | Steve Smith Sr. (Bal.) | 2015 | 9/20 & 9/27 |
| 2 | Julio Jones (Atl.) | 2014 | 11/30 & 12/8 |
| 2 | Josh Gordon (Cle.) | 2013 | 11/24 & 12/1 |
| 2 | Brandon Marshall (Chi.) | 2012 | 12/2 & 12/9 |
| 2 | Drew Bennett (Ten.) | 2004 | 12/13 & 12/19 |
| 2 | Jerry Rice (SF) | 1995 | 12/18 & 12/24 |

ACTIVE BESTS

ACTIVE NFL TOUCHDOWN LEADERS

| Rk. | Player | Total TD |
|-----|-------------------------|----------|
| 1. | Antonio Gates (SD) | 105 |
| 2. | Adrian Peterson (Min.) | 102 |
| 3. | Larry Fitzgerald (Ari.) | 101 |
| 4. | Frank Gore (Ind.) | 86 |
| 5. | Steve Smith Sr. (Bal.) | 85 |

ACTIVE PLAYERS: CONSEC. GAMES W/ A CATCH STREAK


| Games | Player |
|-------|-------------------------|
| 183 | Larry Fitzgerald (Ari.) |
| 148 | Brandon Marshall (NYJ) |
| 133 | Steve Smith Sr. (Bal.) |
| 123 | Jason Witten (Dal.) |
| 107 | Pierre Garçon (Was.) |

- ✓ WR Steve Smith Sr. and 2015 Hall of Fame inductee Tim Brown are the only players in NFL history to eclipse 13,000 receiving yards & 4,000 return yards.
- ✓ Smith Sr. and Brown are also the only players ever to post 900 catches and score a rushing, receiving, PR & KOR TD.

RAVENS PLAYER NOTES



SUGGS SIZZLES



OLB Terrell Suggs, the 2011 Defensive Player of the Year and Ravens' all-time sacks leader (109.5), has tallied 3 sacks in Baltimore's first four games this season. Suggs, who ranks No. 2 in career Ravens tackles (834), missed 15 games in 2015 with an Achilles tear suffered in Week 1 at Denver.

RAVENS ALL-TIME SACKS / CAREER LEADERS

| Rk. | Player (Years) | Sacks |
|-----|--------------------------------|--------------|
| 1. | Terrell Suggs (2003-16) | 109.5 |
| 2. | Peter Boulware (1997-2005) | 70.0 |
| 3. | Michael McCrary (1997-2002) | 51.0 |
| 4. | Ray Lewis (1996-2012) | 41.5 |
| 5. | Adalius Thomas (2000-06) | 38.5 |

RAVENS ALL-TIME TACKLES / CAREER LEADERS

| Rk. | Player (Years) | Tackles |
|-----|--------------------------------|------------|
| 1. | Ray Lewis (1996-2012) | 2,643 |
| 2. | Terrell Suggs (2003-16) | 834 |
| 3. | Kelly Gregg (2001-10) | 721 |
| 4. | Ed Reed (2002-12) | 661 |
| 5. | Haloti Ngata (2006-14) | 528 |

SUGGS' CAREER SACKS (Most vs. a Single Team)

1. Cleveland Browns16
2. Pittsburgh Steelers.14.5
3. Cincinnati Bengals8.5
4. Miami Dolphins 8.5

Note: Including playoffs, Suggs has totaled 19.5 sacks vs. Pittsburgh.

RAVENS SACKS LEADERS (Single-Season Records)

1. **Elvis Dumervil (2014)** 17
2. Peter Boulware (2001) 15
3. Michael McCrary (1998) 14.5
4. **Terrell Suggs (2011)** 14
5. Trevor Pryce (2006) 13
6. **Terrell Suggs (2014, 2003)** . . 12



AN ELITE GROUP

OLB Terrell Suggs' 109.5 career sacks rank fifth among active players, as do his 781 yards lost. Suggs had a team-, career- and AFC-high 14 sacks in 2011. He posted 10 QB drops during the 2013 campaign, had 12 in 2014 and owns 3 sacks this season.

NFL SACKS LEADERS / ACTIVE PLAYERS

| Rk. | Player | Sacks | Yards |
|-----|------------------------------|--------------|--------------|
| 1. | Julius Peppers (GB) | 137.5 | 837.5 |
| 2. | DeMarcus Ware (Den.) | 136.5 | 874.0 |
| 3. | Dwight Freeney (Atl.) | 121.5 | 916.5 |
| 4. | Robert Mathis (Ind.) | 118.0 | 824.5 |
| 5. | Terrell Suggs (Bal.) | 109.5 | 781.0 |
| 6. | Mario Williams (Mia.) | 97.0 | 556.5 |
| 7. | Elvis Dumervil (Bal.) | 96.0 | 613.0 |
| 8. | Trent Cole (Ind.) | 88.5 | 687.5 |
| 9. | Tamba Hali (KC) | 87.0 | 572.5 |

Suggs Quick Hits:

- The Ravens are 64-25 all time when Suggs records at least a half-sack. Baltimore is 16-1 when he tallies 2-or-more sacks and 5-0 when he posts 3 sacks.
- Suggs had 12 sacks in 2014, 1 of which produced a safety in the Week 7 win over Atlanta. Suggs' safety is the eighth in franchise history and first since 2008.

RAVENS FORCED FUMBLES (Career Leaders)

1. **Terrell Suggs** 29
2. Ray Lewis 20
3. Adalius Thomas 15

RAVENS FUMBLE RECOVERIES (Career Leaders)

1. Ray Lewis 20
2. **Terrell Suggs** 13
3. Ed Reed 10



SACKS OF DOOM



Five-time Pro Bowler **OLB Elvis Dumervil**, who played in Week 4 vs. Oak. for the first time this season, has totaled 378 tackles (264 solo), 96 sacks, 22 FFs, 12 FRs, 1 INT and 16 passes defended during his standout career. He had a team-high (and single-season franchise record) 17 QB drops in 2014 and owned a team-best 6 sacks in 2015 (with both campaigns yielding Pro Bowl selections). Since entering the NFL in 2006, Doom's 96 sacks ranks fourth among active players.

NFL SACKS LEADERS / SINCE 2006 / ACTIVE PLAYERS

| Rk. | Player | Sacks | Yards |
|-----|------------------------------|-------------|--------------|
| 1. | DeMarcus Ware (Den.) | 128.5 | 827.0 |
| 2. | Julius Peppers (GB) | 97.0 | 588.0 |
| | Mario Williams (Mia.) | 97.0 | 556.5 |
| 4. | Elvis Dumervil (Bal.) | 96.0 | 613.0 |



ELVIS HEADLINES

In 2014, Ravens **OLB Elvis Dumervil** tied a career high (from 2009), ranking third in the NFL in sacks (17, see chart below). He also set the Ravens' single-season record with that figure and ranked second in the league with -127.5 sack yards. Over the past four years (since joining the Ravens), Doom has registered 32.5 QB drops, a mark that ranks eighth in the NFL.

NFL SACKS LEADERS (2014 Season)

1. Justin Houston 22
2. J.J. Watt 20.5
3. **Elvis Dumervil** 17
4. Connor Barwin 14.5
- Mario Williams 14.5



DOOM'S DUAL SACKS

Though he missed 2010 due to injury (torn pectoral), **OLB Elvis Dumervil's** 31 games with at least 1.5 sacks tie (DeMarcus Ware) for the NFL's most since 2006. "Doom" had seven such games in 2014, and in 2015, he had two such performances, including his 1.5-sack effort on Monday night (11/30) at Cleveland.

MULTIPLE-SACK (1.5 OR MORE) GAMES (Active Players Since 2006)

| Rk. | Player | Multiple Sack Games |
|-----|------------------------------|---------------------|
| 1. | Elvis Dumervil (Bal.) | 31 |
| | DeMarcus Ware (Den.) | 31 |
| 3. | Robert Mathis (Ind.) | 25 |
| | Julius Peppers (GB) | 25 |
| 5. | J.J. Watt (Hou.) | 24 |



BALTIMORE BOOKENDS

In 2014, **OLB Elvis Dumervil** (17) and **OLB Terrell Suggs** (12) combined to produce the most sacks (29) among any NFL duo. Dumervil's 17 ranked as the league's third most, while Suggs produced his sixth-career double-digit sack campaign.

NFL'S TOP SACK DUOS / 2014 SEASON

| Rk. | Team | Player (Sacks) | Player (Sacks) | Cmb. Sacks |
|-----|------|----------------------------|---------------------------|-------------|
| 1. | Bal. | Elvis Dumervil (17) | Terrell Suggs (12) | 29.0 |
| 2. | Buf. | Mario Williams (14.5) | Marcell Dareus (10) | 24.5 |
| 3. | Den. | Von Miller (14) | DeMarcus Ware (10) | 24.0 |

RAVENS PLAYER NOTES

MASTERFUL MOSLEY



LB C.J. Mosley, Baltimore's 2014 first-round draft choice (17th overall) who earned Pro Bowl honors as a rookie, has produced the NFL's fifth-most total tackles (268) over the past three seasons. In 2015, he tallied 116 stops, which were second on the team, only to LB Daryl Smith's 121.

Mosley Quick Hits:

- ✓ Mosley and Luke Kuechly are the only NFL defenders to tally at least 250 tackles, 5 sacks and 4 INTs since 2014. (Mosley has 268, 7 and 4, respectively.)
- ✓ He was the NFL's only player to post at least 125 tackles, 3 sacks and 2 INTs during the 2014 season, when he finished second to Rams DT Aaron Donald in the 2014 AP NFL Defensive Rookie of the Year voting.
- ✓ Mosley (2014), Daryl Smith (2013) & Ray Lewis (1998, 1999, 2000 & 2001) are the only Raven defenders to register at least 115 tackles, 3 sacks and 2 INTs in a season.
- ✓ Mosley is the first-ever Ravens' rookie to earn Pro Bowl honors (2014).
- ✓ Mosley ties (NE's Jamie Collins & LA's Mark Barron) for the league lead in INTs (2) by a linebacker in 2016.

| NFL'S TOTAL TACKLES (Since 2014) | |
|-------------------------------------|------------|
| 1. Luke Kuechly (Car.) | 317 |
| 2. Lavonte David (TB) | 313 |
| 3. D'Qwell Jackson (Ind.) | 309 |
| 4. Lawrence Timmons (Pit.) | 275 |
| 5. C.J. Mosley (Bal.) | 268 |
| 6. Preston Brown (Buf.) | 260 |
| 7. Telvin Smith (Jax.) | 259 |
| 8. Daryl Smith (TB) | 256 |
| 9. K.J. Wright (Sea.) | 255 |
| 10. Reshad Jones (Mia.) | 254 |

BIG-PLAY 'BACKER

In 2015's Week 3 battle vs. Cincy, **LB C.J. Mosley** scored the first TD of his career, returning a fumble 41 yards for a score. The FR-TD marked the third-longest fumble return in team history.

LONGEST FUMBLE RECOVERIES / RAVENS HISTORY

| Player (Game) | Distance |
|---------------------------------------|------------|
| Kelly Gregg (9/17/06 vs. Oak.) | 59 |
| Adalius Thomas (11/26/06 vs. Pit.) | 57t |
| C.J. Mosley (9/27/15 vs. Cin.) | 41t |

TIMMY TAKES OFF



Third-year **DT Timmy Jernigan** has been a force in the trenches for Baltimore this season. Jernigan has posted 3 sacks in four games, with his 3 QB drops tying (Fletcher Cox, Nick Fairley & Linval Joseph) for the NFL's most among defensive tackles. Jernigan's 5 tackles for loss this season also tie (Geno Atkins) for No. 1 among all defensive tackles, while his 2 passes defended also tie (several players) for the NFL's most among DTs.

SACKS / NFL DTs (2016 Season)

- 1. Timmy Jernigan (Bal.)** . . . 3
- Fletcher Cox (Phi.) 3
- Nick Fairley (NO) 3
- Linval Joseph (Min.) 3
5. Two Players 2.5

TACKLES FOR LOSS / NFL DTs (2016 Season)

- 1. Timmy Jernigan (Bal.)** . . . 5
- Geno Atkins (Cin.) 5
3. Seven Players 4
4. Four Players 3
5. Eleven Players 2

Ravens defensive coordinator Dean Pees on Jernigan:

- "Timmy is playing at a high level. He plays with a lot of energy. I love his attitude. I love the way he plays. He's a true Raven defensive player. I think he's playing at a high level, and I hope he stays there."

CAUGHT IN HIS WEBB



Since his team-leading and then-career-high 20 PD in 2011 (tied for fourth most in the NFL that season), **CB Lardarius Webb** ranks No. 6 in the league with 68 pass breakups. In 2016, Webb makes the move from CB to safety, which is the primary position he played during college.

NFL'S PASSES DEFENSED (2011 Season)

1. Brandon Browner (Sea.) 23
2. Tramon Williams (Cle.) . 22
3. Darrelle Revis (NYJ) 21
- 4. Lardarius Webb (Bal.)** . . 20
- Brandon Flowers (KC) . . 20
6. Joe Haden (Cle.) 19

NFL'S PASSES DEFENSED (2011-16)

1. Richard Sherman (Sea.) . 82
2. Johnathan Joseph (Hou.) . 79
3. Joe Haden (Cle.) 77
4. Tramon Williams (Cle.) . . 72
5. Aqib Talib (Den.) 70
- 6. Lardarius Webb (Bal.)** . . 68

THE SECONDARY'S SERGEANT



In his 10th season, **S Eric Weddle's** 20-career INTs rank seventh (tied) among active safeties. In Week 2 at Cleveland, he reeled in the 20th theft of his career and first as a Raven. The three-time Pro Bowler has posted 828 tackles, 75 PD, 6.5 sacks (-31.5 yards), 5 FFs and 4 FRs during his career.

NFL INTERCEPTIONS LEADERS / ACTIVE NFL SAFETIES

| Rk. | Player | INTs | Yards | TDs |
|------------------------------|------------------------|------------|----------|-----|
| 1. | DeAngelo Hall (Was.) | 43 | 838 | 5 |
| 2. | Reggie Nelson (Cin.) | 31 | 421 | 1 |
| 3. | Michael Griffin (Car.) | 25 | 328 | 1 |
| 4. | Mike Adams (Ind.) | 23 | 228 | 2 |
| | Jairus Byrd (NO) | 23 | 433 | 2 |
| 6. | Earl Thomas (Sea.) | 22 | 290 | 1 |
| 7. Eric Weddle (Bal.) | 20 | 290 | 3 | |
| | Glover Quin (Det.) | 20 | 285 | 1 |

Weddle is Durable:

- ✓ Eric Weddle made 86-straight starts (2010-15) for the Chargers and started 16 games six times (2008, 2010-14) during nine years in SD.

PITTA'S PRIME PRODUCTION



TE Dennis Pitta, who has twice overcome breaking/dislocating his hip and, at times, thought he would never play again, is back for the Ravens after not seeing game action in almost two years. Entering Week 5, he ties for No. 4 in the NFL in receptions by a TE (21), while he ranks eighth in receiving yards.

RECEPTIONS / NFL TEs (2016 Season)

1. Jordan Reed (Was.) 25
2. Greg Olsen (Car.) 24
3. Travis Kelce (KC) 22
- 4. Dennis Pitta (Bal.)** 21
- Jason Witten (Dal.) 21
6. Kyle Rudolph (Min.) . . . 19
7. Two Players 18

RECEIVING YARDS / NFL TEs (2016 Season)

1. Greg Olsen (Car.) 335
2. Jimmy Graham (Sea.) 266
3. Jordan Reed (Was.) 263
4. Martellus Bennett (NE) . . . 247
5. Kyle Rudolph (Min.) 221
6. Travis Kelce (KC) 220
7. Eric Ebron (Det.) 210
- 8. Dennis Pitta** 200

Pitta Quick Hits:

- In Week 2's win at Cleveland, Pitta had the eighth 100-yard receiving day by a Ravens' TE (102 yards on 9 catches) and second "100" of his career.
- This season, Pitta has converted 6 third-down catches into first downs, tying (three players) for the second most among NFL tight ends.

RAVENS PLAYER NOTES

STANDING GUARD



The 2015 campaign marked the fifth-consecutive Pro Bowl invite for **G Marshal Yanda**. The 10-year veteran has played in 135 games (124 starts) during his career, ranking as the second-most games played among offensive linemen in Ravens history (Jonathan Ogden – 177). Prior to the 2015 campaign, Ravens' season ticket holders voted Yanda as one of the Top 10 players in the franchise's 20-year existence.

MOST PRO BOWLS / ACTIVE NFL OFFENSIVE LINEMEN

| Rk. | Player (Team) | Pro Bowls |
|-----|-------------------------------|-----------|
| 1. | T Joe Thomas (Cle.) | 9 |
| 2. | T Jason Peters (Phi.) | 8 |
| 3. | C Nick Mangold (NYJ) | 7 |
| 4. | G Jahri Evans (FA) | 6 |
| 5. | G Marshal Yanda (Bal.) | 5 |
| | T Joe Staley (SF) | 5 |
| | C Ryan Kalil (Car.) | 5 |

YANDA IN RARE COMPANY

G Marshal Yanda's five-career Pro Bowls tie (DT Haloti Ngata) for fifth in Ravens history. His five-straight All-Star nods also tie (T Joe Staley) for the NFL's third-longest streak among O-linemen.

MOST PRO BOWLS (Ravens History)

| | |
|----------------------|----------|
| Ray Lewis | 13 |
| Jonathan Ogden | 11 |
| Ed Reed | 9 |
| Terrell Suggs | 6 |
| Marshal Yanda | 5 |
| Haloti Ngata | 5 |

CONSECUTIVE PRO BOWLS (Active NFL Streaks/O-Linemen)

| | |
|-----------------------------|----------|
| Joe Thomas (Cle.) | 9 |
| Nick Mangold (NYJ) | 7 |
| Marshal Yanda (Bal.) | 5 |
| Joe Staley (SF) | 5 |
| Mike Iupati (Ari.) | 4 |
| Trent Williams (Was.) | 4 |

AIKEN'S REMARKABLE RUN



After **WR Steve Smith Sr.** (Achilles) was lost for the 2015 season on Nov. 1, **WR Kamar Aiken** posted at least 5 receptions in nine-straight games. Aiken's nine-consecutive five-catch games ranked as the NFL's third-longest streak to end 2015 and rank as the longest such streak in Ravens franchise history.

CONSECUTIVE GAMES W/ AT LEAST 5 RECEPTIONS (Ravens History)

| Player | Games | Season |
|--------------------|----------|-------------|
| Kamar Aiken | 9 | 2015 |
| Derrick Mason | 8 | 2007 |
| Steve Smith Sr. | 6 | 2014 |
| Ray Rice | 6 | 2011 |
| Qadry Ismail | 6 | 1999 |

2015 Aiken Quick Hits:

- ✓ Starting on Nov. 1 (final nine games of 2015), when **WR Steve Smith Sr.** (Achilles) was lost for the season, Kamar Aiken tallied 56 catches for 673 yards and 3 TDs, averaging an impressive 74.8 receiving yards per game.
- ✓ Aiken tallied team highs in catches (75), receiving yards (944) and TD catches (5) in 2015.

B-DUBS DOMINATES AT DT



DT Brandon Williams has emerged as one of the NFL's most dominant D-linemen. Williams, who was a third-round pick in 2013, produced 35 solo tackles in 2015, ranking eighth most among NFL DTs. His 53 overall stops stood ninth in the league among interior D-linemen.

TOTAL TACKLES / NFL DTS (2015 Season)

| | | |
|----|--------------------------------|-----------|
| 1. | Aaron Donald (STL) | 69 |
| 2. | Ndamukong Suh (Mia.) | 61 |
| 3. | Quinton Dial (SF) | 59 |
| 4. | Jaye Howard (KC) | 57 |
| 5. | Linval Joseph (Min.) | 56 |
| 6. | Bennie Logan (Phi.) | 55 |
| | Kawann Short (Car.) | 55 |
| 8. | Jurrell Casey (Ten.) | 54 |
| 9. | Brandon Williams (Bal.) | 53 |

SOLO TACKLES /NFL DTS (2015 Season)

| | | |
|----|--------------------------------|-----------|
| 1. | Aaron Donald (STL) | 44 |
| 2. | Linval Joseph (Min.) | 42 |
| 3. | Bennie Logan (Phi.) | 39 |
| | Ndamukong Suh (Mia.) | 39 |
| 5. | Marcell Dareus (Buf.) | 38 |
| 6. | Jaye Howard (KC) | 36 |
| | Kawann Short (Car.) | 36 |
| 8. | Brandon Williams (Bal.) | 35 |
| 9. | Jurrell Casey (Ten.) | 34 |

- ✓ In 2015, Williams, Jurrell Casey, Kawann Short & Ndamukong Suh were the NFL's only DTs with least 30 solo tackles, 2 sacks & 2 passes defended in 2015. Williams set career highs with 9 tackles for loss, 2 sacks and 4 QB hits.

NOTE THE B-DUB QUOTE

CBS Sports' Pete Prisco on ranking DT Brandon Williams the most underrated player in the NFL: "A year ago, I picked him as his *team's* most underrated player. But after an impressive 16 games in 2015, where he played as well as any nose [tackle] in the league, Williams shoots to the top overall honor. ... How he missed out on a Pro Bowl in 2015 is mystifying. It's tough for centers to move him in one-on-one situations, and he helps free up the linebackers to run to the football."

THE RETURN SPECIALIST



On Sept. 5, the Ravens signed four-time Pro Bowler **RS/WR Devin Hester Sr.**, who has produced the most return TDs (20) in NFL history, to a one-year contract. Hester Sr., who is in his 11th season, is arguably the best return specialist in NFL history. Here are a few notes about his impressive career:

- ✓ He has posted the most return touchdowns (20) in NFL history.
- ✓ Hester Sr. has registered an NFL-record 14 punt return touchdowns, adding 5 kickoff return touchdowns and 1 missed field goal return touchdown (108 yards).
- ✓ Seeing action in 148 career games (47 starts), he has also tallied 255 receptions for 3,311 yards (13.0 avg.) and 16 touchdowns, also posting 116 rushing yards and one touchdown on 36 carries.
- ✓ Hester Sr.'s 12.0-yard career punt return average ranks seventh in NFL history, while his 3,580 punt return yards (on 298 returns) stand fourth. (Both marks rank best among active players.)
- ✓ For kickoff returns, Hester Sr. owns a 25.0-yard career average, gaining 7,107 yards (12th most in NFL history).
- ✓ In 2014 with Atlanta, he recorded 45 kickoff returns for 1,128 yards (25.1 avg.) and 18 punt returns for 240 yards (13.3 avg.) and 1 touchdown, en route to earning Pro Bowl honors.
- ✓ His four Pro Bowls occurred in 2006, 2007, 2010 and 2014. He was named to the All-Decade Team (2000s) by ESPN and *The AP*, and he has been tabbed All-Pro three times (2006, 2007 & 2010).

RAVENS PLAYER NOTES

SOARING WITH SAM



2015 Pro Bowler **Sam Koch** owns a 45.2 career gross average and 39.3 career net, both marks that rank first in Ravens history. In 2014, Koch posted a career-high and Ravens franchise-record 47.4-yard gross average and a 43.3-yard net average, shattering his previous personal bests.

CAREER GROSS PUNTING AVG. (Ravens History)

| Rk. | Player | Avg. |
|-----|-----------------|------|
| 1. | Sam Koch | 45.2 |
| 2. | Greg Montgomery | 43.2 |
| 3. | Dave Zastudil | 41.6 |


CAREER NET PUNTING AVG. (Ravens History)

| Rk. | Player | Avg. |
|-----|-----------------|------|
| 1. | Sam Koch | 39.3 |
| 2. | Greg Montgomery | 37.2 |
| 3. | Kyle Richardson | 35.4 |

THE PRO BOWL PUNTER



In his 10th season, **P Sam Koch** was finally named to his first Pro Bowl. In 2015, the standout punter's net average (42.9) ranked No. 2 in the NFL, while his gross average (46.7) was ninth. Koch also dominated the league in 2014, producing the NFL's No. 1 net (43.3) and No. 3 gross (47.4) averages.



NET PUNTING AVERAGE (2015 Season)

| Rk. | Player | Net Avg. |
|-----|---------------|----------|
| 1. | Johnny Hekker | 43.7 |
| 2. | Sam Koch | 42.9 |
| 3. | Chris Jones | 42.5 |
| 4. | Sam Martin | 42.0 |

GROSS PUNTING AVERAGE (2014 Season)

| Rk. | Player | Gross Avg. |
|-----|-------------|------------|
| 1. | Tress Way | 47.5 |
| | Bryan Anger | 47.5 |
| 3. | Sam Koch | 47.3 |

NET PUNTING AVERAGE (2014 Season)

| Rk. | Player | Net Avg. |
|-----|-----------------|----------|
| 1. | Sam Koch | 43.3* |
| 2. | Thomas Morstead | 42.9 |
| 3. | Pat McAfee | 42.8 |

* 5th-best in NFL single-season history

NOTE THE KOCH QUOTES

Ravens special teams coordinator/associate head coach Jerry Rosburg on **P Sam Koch's** innovative punting methods:

"He's a unique punter. He's changing the way the game is going to be played. It's remarkable to me that more have not necessarily followed the lead. Perhaps that's an indication of how difficult it is to do what he's doing, because you don't see much of it – even from the highly-skilled professionals that we see on a weekly basis."

ESPN.com's Kevin Seifert on Koch's arsenal of punts:

"Some are designed to hook toward the sideline with maximum hang time. Others use an intentionally low trajectory to aid coverage teams. He has a knuckler and one kick that drops, from the returner's perspective, roughly in the shape of the letter 'S.' He's debuted a "boomerang" punt that does just what you would imagine it might. Most, but not all, of these punts are intended to discourage a clean catch and minimize the return.

"It's not unusual for NFL punters to develop a "changeup" of sorts, but no one has ever had multiple options at the ready. ... The NFL changes every day, but there are only a few moments in each generation when it transforms. This is one of them. In plain sight, Sam Koch and the Ravens have introduced a new way to punt."

INSIDE THE 20 SUCCESS

P Sam Koch is the Ravens' all-time leader in punts inside the 20 (currently has 284 during his career). In 2010, he posted a career-high 39 boots inside the 20, which were the NFL's second most and tied for eighth best all time in league history.

PUNTS INSIDE THE 20 (Ravens History)

| Rk. | Player | In 20 |
|-----|-----------------|-------|
| 1. | Sam Koch | 284 |
| 2. | Kyle Richardson | 128 |
| 3. | Dave Zastudil | 89 |

PUNTS INSIDE THE 20 (2010 NFL Season)

| Rk. | Player | In 20 |
|-----|-------------------|-------|
| 1. | Steve Weatherford | 42 |
| 2. | Sam Koch | 39 |
| 3. | Andy Lee | 34 |

Koch Quick Hit:

• In 2010, Koch (39) tied (Kyle Richardson, 1999) for the most single-season punts inside the 20 in Ravens history.

PIN 'EM DEEP

Since 2006, when he entered the league, **P Sam Koch's** 284 punts inside the 20 rank fourth in the NFL.

NFL PUNTS INSIDE THE 20 / SINCE 2006

| Rk. | Player | In 20 |
|-----|----------------------|-------|
| 1. | Dustin Colquitt (KC) | 335 |
| 2. | Donnie Jones (Phi.) | 294 |
| 3. | Andy Lee (Car.) | 290 |
| 4. | Sam Koch (Bal.) | 284 |

THE RAVENS' IRONMAN

In 2014's Week 2 win vs. Pit., **P Sam Koch** passed OLB Jarret Johnson (129 games, 2003-11) for the longest streak (now 164 games) in Ravens history. Koch has not missed a game in his career.

WELCOME, WALLACE



Eight-year veteran **WR Mike Wallace**, who is in his first season with the Ravens, ties several players for No. 5 in the NFL in receiving TDs (3). Since he entered the NFL in 2009, Wallace, Jordy Nelson and Calvin Johnson (retired) are the NFL's only players to produce at least 50 receiving TDs and sport a 15.0 ypc average. (Wallace has 52 TDs and a 15.3 average.)

PLAYERS WITH 50 REC. TOUCHDOWNS & 15.0 YPC AVG. (Since Wallace's First Season in 2009)

| Player | Rec. | Yards | Avg. | LG | TDs |
|--------------------------|------|-------|------|-----|-----|
| Calvin Johnson (retired) | 605 | 9,532 | 15.8 | 87t | 67 |
| Jordy Nelson (GB) | 384 | 5,949 | 15.5 | 93t | 51 |
| Mike Wallace (Bal.) | 428 | 6,517 | 15.2 | 95t | 52 |

Wallace Quick Hits:

- ✓ Wallace owns 65-career catches of at least 25 yards, tying (Julio Jones) for the NFL's fourth most among active players since Wallace entered the NFL in 2009 (DeSean Jackson - 93, Demaryius Thomas - 69 & Brandon Marshall - 66).
- ✓ Wallace's 15.2 yards-per-catch average ranks eighth best in the NFL among active players.
- ✓ Wallace's 11 receiving TDs of at least 50-plus yards tie (A.J. Green and Calvin Johnson) for the NFL's third most since 2009. (DeSean Jackson is first with 19 and Jordy Nelson second with 14.)
- ✓ In Week 2 at Cleveland, Wallace recorded 2 receiving TDs for the seventh time in his career.
- ✓ Wallace has 14 catches for 210 yards (15.0 avg.) and 3 TDs in 2016.

RAVENS PLAYER NOTES

JUST FOR KICKS



Pro Bowl **K Justin Tucker** ranks as the NFL's second-most accurate kicker of all time. He's connected on 141 of 159 FGAs to produce an 88.7 success rate.

- Tucker was named AFC Special Teams Player of the Month (Sept.) after going 9-of-9 on FGAs, including 2 game-winners, to start the 2016 season. Tucker is a three-time AFC Player of the Month, which ties him with S Ed Reed & K Matt Stover for the most in Ravens history. Tucker has also earned six AFC Special Teams Player of the Week honors.

- In 2013, Tucker made his first Pro Bowl by setting team records in FGs made (38) and FGAs (41), with both figures tying (Stephen Gostkowski) for the NFL's most. Tucker also had a franchise-record 140 points (tied for sixth in NFL).

- Tucker made 33-straight FGs at one point during the 2013 season, ranking as the NFL's fifth-longest streak of all time.

- His 6 FGs on 12/16/13 at Det. set a team record and were a single-game NFL high in 2013. Against the Lions, he became the first NFL kicker ever to connect from the 20-, 30-, 40-, 50- & 60-yard range in a game.

- He is 59-of-65 (90.8%) during his career when the Ravens are losing a game, and he's 42-of-46 (91.3%) when Baltimore is down by 7 points or fewer. The Pro Bowler is 33-of-40 (82.5%) in the last 2 minutes of a half during his career, and he's 51-of-57 (89.5%) in the fourth quarter.

JUSTIN TUCKER FIELD GOALS / CAREER STATS

| Year | 1-19 | 20-29 | 30-39 | 40-49 | 50+ | Total | Pct. | LG | PAT | Pts |
|---------------|------------|--------------|--------------|--------------|--------------|----------------|-------------|-----------|----------------|------------|
| 2012 | 0-0 | 8-8 | 8-8 | 10-13 | 4-4 | 30-33 | 90.9 | 56 | 42-42 | 132 |
| 2013 | 0-0 | 10-10 | 12-13 | 10-11 | 6-7 | 38-41 | 92.7 | 61 | 26-26 | 140 |
| 2014 | 0-0 | 10-10 | 11-11 | 4-4 | 4-9 | 29-34 | 85.3 | 55 | 42-42 | 129 |
| 2015 | 0-0 | 10-10 | 9-9 | 10-11 | 4-10 | 33-40 | 82.5 | 52 | 29-29 | 128 |
| 2016 | 0-0 | 1-1 | 2-2 | 5-5 | 3-3 | 11-11 | 100.0 | 53 | 5-5 | 38 |
| Totals | 0-0 | 39-39 | 42-43 | 39-44 | 21-33 | 141-159 | 88.7 | 61 | 144-144 | 567 |

SECOND IN LEAGUE HISTORY

K Justin Tucker is the NFL's second-most accurate kicker of all time, hitting on 141 of 159 FGAs to produce an 88.7 success rate. Tucker has scored 38 points this season, ranking as the NFL's fourth most. Tucker is 11-of-11 on FGs in 2016, including 3-of-3 on FGAs of 50+ yards, with those 3 makes tying (Adam Vinatieri) as the NFL's most entering Week 5.

BEST CAREER FIELD GOAL PERCENTAGE (NFL History / Min. 100 Att.)

| Rk. | Player | FGM-FGA | Pct. |
|-----|----------------------|----------------|-------------|
| 1. | Dan Bailey | 152-169 | 89.9 |
| 2. | Justin Tucker | 141-159 | 88.7 |
| 3. | Steven Hauschka | 166-190 | 87.4 |
| 4. | Stephen Gostkowski | 282-324 | 87.0 |
| 5. | Mike Vanderjagt | 230-266 | 86.5 |

NUMBERS TO RAVE ABOUT

12

Career game-winning FGs by **K Justin Tucker**, including **2** in 2016:

- 2016: Week 3 at Jax., 53 yards
- 2016: Week 2 at Cle., 49 yards
- 2015: Week 11 vs. STL, 47 yards
- 2015: Week 8 vs. SD, 39 yards
- 2015: Week 4 at Pit., 52 yards OT
- 2014: Week 3 at Cle., 32 yards
- 2013: Week 15 at Det., 61 yards
- 2013: Week 10 vs. Cin., 46 yards OT
- 2013: Week 5 at Mia., 44 yards
- 2012: Div. at Den., 47 yards 2OT
- 2012: Week 12 at SD, 38 yards OT
- 2012: Week 3 vs. NE, 27 yards

21

Career 50-plus-yard FGs by Tucker (on 33 attempts), including 3 this season (going 3-of-3). He has had four games where he's connected on dual 50+ FGs (Week 2 at Phi. & Week 7 at Hou. in 2012; Week 15 at Det. in 2013; Week 8 at Cin. in 2014).

TUCK IS THE FASTEST

- In 2015's Week 2 game at Oakland, **K Justin Tucker** became the fastest kicker in NFL history to reach 100 FGs made, doing so in his 50th game. (Hall of Famer Jan Stenerud is the second fastest at 53 games.)

- Playing at Miami on 12/6/15 in his 60th game, "Tuck" became the fastest kicker in NFL history to reach 500 points, surpassing Stenerud (61 games). Tucker is the second-fastest kicker in NFL history to reach the 400-point milestone, doing so in his 48th game. (Stenerud is the lone kicker to hit 400 faster than "Tuck," doing so in 47 games.)

MOST FIELD GOALS MADE / SINCE 2012

| Rk. | Player (Team) | FGM |
|-----|-----------------------------|------------|
| 1. | Justin Tucker (Bal.) | 141 |
| | Stephen Gostkowski (NE) | 141 |
| 3. | Blair Walsh (Min.) | 129 |
| 4. | Steven Hauschka (Sea.) | 125 |
| 5. | Adam Vinatieri (Ind.) | 124 |

MOST NFL POINTS / SINCE 2012

| Rk. | Player (Team) | Points |
|-----|-----------------------------|------------|
| 1. | Stephen Gostkowski (NE) | 645 |
| 2. | Justin Tucker (Bal.) | 567 |
| 3. | Steven Hauschka (Sea.) | 553 |
| 4. | Dan Bailey (Dal.) | 536 |
| 5. | Adam Vinatieri (Ind.) | 535 |

CONSECUTIVE FIELD GOALS MADE (All-Time NFL Streaks)

| Rk. | Kicker (Years) | FGs Made |
|-----|-------------------------------|-----------|
| 1. | Mike Vanderjagt (2002-04) | 42 |
| 2. | Gary Anderson (1997-98) | 40 |
| 3. | Matt Stover (2005-06) | 36 |
| 4. | Adam Vinatieri (2013-14) | 35 |
| 5. | Justin Tucker (2013) | 33 |
| | Adam Vinatieri (2015-present) | 33 |

TUCK ON POINT

BEST NFL FIELD GOAL PERCENTAGE (2013 Season / Tucker's Career High)

| Rk. | Player (Team) | FGM-FGA | Pct. |
|-----|----------------------|--------------|-------------|
| 1. | Matt Prater | 25-26 | 96.2 |
| 2. | Steven Hauschka | 33-35 | 94.3 |
| 3. | Shaun Suisham | 30-32 | 93.8 |
| 4. | Dan Bailey | 28-30 | 93.3 |
| 5. | Greg Zuerlein | 26-28 | 92.9 |
| 6. | Justin Tucker | 38-41 | 92.7 |
| | Stephen Gostkowski | 38-41 | 92.7 |

BEST FIELD GOAL PERCENTAGE / ROOKIES (NFL History)

| Rk. | Player (Year) | FGM-FGA | Pct. |
|-----|-----------------------------|--------------|-------------|
| 1. | Blair Walsh (2012) | 35-38 | 92.1 |
| 2. | Justin Tucker (2012) | 30-33 | 90.9 |
| 3. | Cody Parkey (2014) | 32-36 | 88.9 |
| | Alex Henery (2011) | 24-27 | 88.9 |
| 5. | Chandler Catanzaro (2014) | 29-33 | 87.9 |
| 6. | Dan Bailey (2011) | 32-37 | 86.5 |

BEST FIELD GOAL PERCENTAGE (Ravens Single-Season History)

| Rk. | Player (Year) | FGM-FGA | Pct. |
|-----|-----------------------------|--------------|-------------|
| 1. | Matt Stover (2006) | 28-30 | 93.3 |
| 2. | Justin Tucker (2013) | 38-41 | 92.7 |
| 3. | Justin Tucker (2012) | 30-33 | 90.9 |
| 4. | Matt Stover (2004) | 29-32 | 90.6 |
| 5. | Matt Stover (2000) | 35-39 | 89.7 |
| | Billy Cundiff (2010) | 26-29 | 89.7 |

IN MEMORIAM: CLARENCE BROOKS



CB

Clarence Brooks, the Baltimore Ravens' longest-tenured assistant coach, passed away on Sept. 17 at a hospital in Weston, Fla., following a battle with esophageal and stomach cancer. He was 65. The beloved Brooks – referred to by most as “C.B.”

– originally joined the organization in 2005 and served 11 seasons as defensive line coach. This past spring, while undergoing intense treatment for his illness, he transitioned into a senior defensive assistant role, but still spent as much time as he possibly could working with players and fellow coaches, including during the Ravens' recent training camp. Brooks was a 24-year NFL coaching veteran and one of six assistant coaches retained by head coach John Harbaugh upon his 2008 Baltimore arrival.

In addition to the Ravens, “C.B.” coached for the Miami Dolphins (2000-04), Cleveland Browns (1999) and Chicago Bears (1993-98). Brooks also spent 17 years in the collegiate ranks holding coaching positions at Arizona (1990-92) – where he was instrumental in the notable “Desert Swarm” defense that led the nation in scoring defense in 1992 – Syracuse (1981-89) and his alma mater Massachusetts (1976-80).

During Brooks' Baltimore tenure as defensive line coach (2005-15), the Ravens allowed the NFL's fewest rushing touchdowns (89), second-fewest points per game (18.9) and the league's second-fewest rushing yards per game (94.2).

Head Coach John Harbaugh:

“Our heartfelt condolences and love go out to Justa and the Brooks family on the passing of Clarence. We loved that man! He is at peace now through the grace of Jesus Christ. He fought the good fight and won. One of the finest coaches I have ever met, he changed the lives and influenced players and coaches for the better. He was a great man, loving husband and devoted father. He was as tough and determined in adversity as you'll ever see and as loyal a friend as there is. ‘C.B.’ will forever walk as a loved and cherished member of the Ravens family.”

General Manager & Executive Vice President Ozzie Newsome:

“Very few, if any, coaches influenced their players – on and off the field – like Clarence Brooks. How fortunate are the Ravens to have had this special person in our lives for the past 12 years? He was a teacher, a friend, a father figure to many and a great football coach. A lot of our defensive success over the years is due to his ability to get the most out of his players on the defensive line. This is a sad, sad day for our team and extended family. Our hearts ache for Justa and the rest of Clarence's family.”

Owner Steve Bisciotti:

“The Bisciottis are so sad to hear about Clarence's passing. He was the sweetest man I've ever met in football. He was also as tough as nails and was as respected by everyone on our team as any coach who ever touched the Ravens. His impact was more than people on the outside could know. He will be so missed.”

President Dick Cass:

“Clarence had a special rapport with his players. He was both beloved as coach and as a person. His infectious laugh and welcoming smile will be greatly missed, not by just the players and his fellow coaches, but by everyone in our building.”

DT Brandon Williams:

“Coach Brooks was like a father figure to me and every other player he coached. He made me the player I am today, but more importantly, helped me to be the man I am today. He always got the best out of you. He saw the potential in every player and did everything in his power to help you be the best you could be – on and off the field. Every day I walked in this building, no matter what was going on, he could always make me smile. I will miss him, and my heart goes out to the entire Brooks family.”

DE Lawrence Guy:

“Coach Brooks was a heck of a coach, but an even better man. He cared so much about all of us and could always pull the best out of you in any situation. Through him, I learned how to prepare better, practice better and play better. I will truly miss his coaching, his fellowship and his mentorship. Rest well, ‘C.B.’”

OLB Terrell Suggs:

“Clarence Brooks was a rare, special coach. We had a relationship that became more than football; he was family. He was every bit the definition of the word ‘coach.’ He was firm and demanding when he needed to be, but was a father figure and caring at the same time. I will definitely miss my friend.”

Linebackers Coach Don Martindale:

“Clarence Brooks is one of the finest human beings I have ever met. Selfishly speaking, you would like to say he was your best friend, but he was really everybody's best friend. We are happy he is not suffering anymore. I love him like a brother, and I am going to miss him terribly.”

Former Ravens Head Coach Brian Billick (Who Hired Brooks in 2005):

“Whew, this hurts. What a man, what a coach, what an inspiration. Beyond being one of the best position coaches in the league, Clarence was one of the most respected people in the NFL. He was a great teacher and friend. His positive and upbeat, yet stern, way was special. The proof is in the pudding. Look at how players improved under him. It would be tough to find a more respected assistant in the NFL. My heart reaches out to Justa and his family.”

Former Ravens DT Haloti Ngata:

“I am deeply saddened by the news of ‘C.B.’ passing away. I hope that I can help continue his legacy by the way I live and play. I played under ‘C.B.’ for nine years. In that time, he helped me go to five Pro Bowls and win a Super Bowl ring. He deserves a lot of that credit. He worked so hard with me and my Ravens teammates. This is tough news to swallow. I will miss you, Coach. Thank you for everything you taught me through the years – on and off the field. I love you, Clarence.”

Former Browns, Ravens & Dolphins DE Rob Burnett:

“I cried a few weeks ago when I found out about Clarence and his fight against cancer, and I immediately reached out to Justa and ‘C.B.’ His death rips at my heart. I loved Clarence. He was more than my coach. He was my friend, a mentor and a motivator. This is a sad day for all of those fortunate enough to have known this great person.”

RAVENS IN OUR COMMUNITY



PLAY 60 CHALLENGE

The 2016 Ravens PLAY 60 Challenge is being offered to all Baltimore County public elementary and middle school students. In partnership with the American Heart Association, local students will be encouraged to be physically active for at least 60 minutes every day over a four-week, incentive-based period. During the program, in-classroom tracking materials and individual student guides will be distributed to help students record their physical activity. By reaching specified benchmarks, students will be rewarded with prizes and a chance to be honored at the 2017 Ravens PLAY 60 game. Top performers from participating schools will also be invited to attend a prize luncheon held at M&T Bank Stadium in the spring of 2017.



PROJECT ACES



For the seventh-consecutive year, the Ravens have partnered with the Carroll County School District to execute the PLAY 60 Challenge through Project ACES (Active Children Excel in School), a program whose mission and goals align directly with the NFL PLAY 60 campaign. The Project ACES program reaches 26 elementary schools and impacts approximately 12,000 students throughout Carroll County. The kids have the opportunity to challenge themselves and their classmates to get active during the two-week period. Collective and individual prizes are available for top-performing schools and those who log the most minutes or show most improvement.

PLAY 60 FESTIVAL

The Baltimore Ravens hosted their first PLAY 60 Festival to kick off the year-round efforts of the NFL PLAY 60 campaign. More than 300 children from various Baltimore City after-school programs, including Living Classrooms and Education-Based Latino Outreach (EBLO), were led through football drills and activities under the instruction of USA Football coaches and Playworks Maryland. Members of the Ravens' 2016 rookie class, including **WR Chris Moore**, **WR/RS Keenan Reynolds**, **C Matt Skura** and **CB Tavon Young** (all pictured below), joined Ravens cheerleaders and mascot Poe in helping launch this year's program.



**JOHN HARBAUGH MONDAY PRESS CONFERENCE: WEEK 5 VS. WASHINGTON**

Opening statement: “First of all, on behalf of the Ravens Family, I want to extend our heartfelt sympathies and condolences to Joe Bauer and his family for what happened at the game Sunday, which is absolutely inexcusable. Here’s a man and a family that have been longtime season-ticket holders, that know the people here that work in the building, that love the Ravens and have been to countless numbers of games at M&T Bank Stadium without incident. All of a sudden, there’s an incident where a 58-year-old gentleman is assaulted by somebody. That’s just not what we’re about. We’re a family. It’s a family atmosphere. We believe in having kids in the stands. That’s why our cheerleaders are gymnasts. That’s why we have a band. It’s all about family environment. That’s why we play the music that we play. It’s for families. That’s what the Baltimore Ravens are about. I’m the coach, but I’m the one doing the press conference, and Kevin [Byrne, senior vice president of public and community relations] asked me to say something. I just want to say, on behalf of the organization – Steve Bisciotti most especially – that’s not going to be OK. Whatever security has to be out there – whatever has to be done – will be done, because this is just not what we’re about, and we’re not going to have it at M&T Bank Stadium. Our prayers are with Joe and his family, and our thoughts are with him, and we’ll be pulling for him.”

Raiders QB Derek Carr stayed very clean in the pocket yesterday. I don’t believe there was a sack or quarterback hit. Were they throwing anything exotic or different as far as blocking schemes at your guys? (Joe Platania) “No. That’s what they do. He’s been sacked twice all year. He’s rarely touched. The ball comes out really quickly, and that’s the way they’ve set their offense up. I give them credit, Bill Musgrave and the coaches there. I feel like they’ve built an offense that is very quarterback-friendly. They have a big, physical offensive line. They stay in front of you. They grab you. They chip with tight ends, they chip with backs. They do everything they can to keep the quarterback clean. Then Derek gets the ball out fast, and when he doesn’t, he moves. That’s the way they’re built. They did it very well, and we weren’t able to counter it as effectively as we’d hoped to.”

John, you and QB Joe Flacco and other players talked about putting the pressure on yourselves instead of your opponent. That’s a broad concept, but how do you correct that going forward? (Childs Walker) “The first thing is you don’t have self-inflicted wounds. That’s the No. 1 thing – the penalties. I think we had five holding penalties, two of which I can coach off of, three of which there’s really nothing I can say to the guys about. It doesn’t matter. They’re holding penalties, and you’re second-and-20 or whatever. That’s where it starts. You cannot ... We overcame it once or twice, but you can’t overcome it five times. We don’t want to overcome it any times. We don’t want pre-snap penalties. We don’t need holding penalties. The interesting thing was, a number of them were on plays that got out for some yards, too. It’s not just 10 yards. It is also the yards you gain that you lose. Those can be drive killers. That’s what Joe was talking about, and that’s what I was talking about last night with our team. That’s what we have to eliminate. We’re way better on offense than we’ve showed, because we’re way more capable of playing winning football. We have to do it more often.”

Were there one or two penalties that were beyond befuddling? The OLB Terrell Suggs or DT Brandon Williams offside penalty when they probably knew that was coming, or WR Mike Wallace with the double unsportsmanlike penalty? The unsportsmanlike stuff must really ticks you off. (Jerry Coleman) “Just what you said. You answered your question very well, and I agree with you.”

Was there one that stood out? (Jerry Coleman) “No, you said it. You mentioned them. Those are the ones that stood out. I agree with that.”

Was getting RB Terrance West more carries the plan going in, or did that evolve throughout the game? (Cliff Brown) “I think that was more of the plan going in because of what we did. We went ahead and brought ‘Buck’ [Javorius Allen] up, and the thought there was to give ‘Buck’ a chance. He’s been working hard, and he’s a talented guy, and [we wanted to] give him a chance to get in there and see what he could do. And [we wanted to] give Terrance more carries and give him a chance to see what he could do. I thought it worked well. He did a good job and ran hard. He’s more ticked off at himself about the fumble. Give Jeremy Zuttah tons of credit for the hustle and the effort play to get on that ball. That was a great play by Jeremy, which goes to the next point, I think, which is that we are playing really hard, really physical, fast football. We’re capable of being an excellent offense – a really good offense – and we’re going to get there. Our guys are capable of doing it. I’m going to keep pushing them and prodding them and encouraging them. We’re going to keep working hard to get to the point where we translate plays and yards into points. That’s what we need to do, especially early in the game, which we didn’t. We did it late, but not early in the game this game.”

Was that a discussion at halftime to try to get RB Terrance West the ball more and run a little bit more in the third quarter? (Luke Jones) “No, we’re not going to say, ‘Hey, we need to get so and so the ball more,’ at halftime. We’re looking more at scheme stuff. We want to run the ball more and we want to run it effectively. Really, what you talk about is how we’re going to do it. It’s not so



much, 'We have to run the ball more.' It's really more about how are we going to run the ball better? If we didn't run the ball well, what was stopping us? How do we need to formation it or how do we need to block it? Or who is making the plays and how do we counter that? You have about eight minutes in there to make some decisions, and that's really what you get to is how we're going to scheme it up. The same thing goes for the passing game and the protection part of it. That's happening on defense, too, and it's also happening on special teams."

Did RB Terrance West do enough yesterday to be the main guy going forward? (Jamison Hensley) "I'm not going to say that. I'm not going to get into all of that. That's all great to write about, but it's nothing for us to waste any energy on. We're going to put the guys out that are playing well. Our guys know this: If you're playing hard, you're playing smart, and you're playing fundamentally sound, and you're productive, you have a chance of being out there again, because everybody is counting on everybody else to get the job done. If one of those things falls down, then you leave the door open for another guy to get their opportunity."

At the end of the game, was there any consideration to let K Justin Tucker try if from 67 yards for the field goal? (Garrett Downing) "No. No, not really. I felt like we needed to try to get the first down there. I can see your point, but that would have been asking a lot on a grass field that was a little soft."

On the final touchdown by Raiders WR Michael Crabtree, S Lardarius Webb was out and S Kendrick Lewis was in. Did that cause any confusion there with a communication breakdown? (Jerry Coleman) "No. They played the proper coverage. They just didn't play it well – neither one of them."

John, is TE Maxx Williams' knee injury serious or a day-to-day issue? (Luke Jones) "To be determined. It's the same thing he's had. It's a cartilage issue that he has in there. It's not something that can be fixed until it's fixed. It's just something he has to play with and play through. The doctors have to tell us what the best course of action is going forward. He can still play. Is it the best thing for him and all of that? We'll have to figure that out."

What did you see from CB Jeraud Powers in his first game playing, and do you see him and CB Tavon Young continuing to split snaps? (Ryan Mink) "They were in different personnel groups that we had. We are trying to play as many defensive players that we can, and you probably have noticed that. We are playing packages, and I don't know what the exact split was with those guys, but like you said, it was fairly balanced. I thought they both played well. Jeraud played solid; he did OK. We will see where it goes."

Going back to pass rush, do you look at what happened yesterday as a one-game aberration, or do you say, "Maybe we need to tinker with some things in the pass rush?" (Ed Lee) "We aren't going to change anything. We have a system, and we have a plan in place. We are not going to panic. We didn't get to the quarterback. There are a few tweaks that we are talking about making that you won't notice, just in terms of how we call things or how we execute things that we will work on. We are capable of having a great pass rush, and we plan on having a great pass rush."

Beyond some of the self-defeating stuff that you alluded to with the offense, QB Joe Flacco did talk about feeling like things aren't quite clicking overall yet. Do you share that feeling? Do you not see the offense that you envisioned going into the season yet? (Childs Walker) "Of course [I share that feeling]. I think everybody sees it. The end result is something that we all can look at – fans and coaches and players and everybody. We know what we want it to feel like and look like from a production standpoint, and we are not there. We have to dive down inside and find a way to get it there. We are capable of doing it. I have my ideas. [Offensive coordinator] Marc [Trestman] has his ideas; all the coaches [have ideas]. We talked to Joe, we talked to different players, but we are not going to ... One thing you don't do is you don't overreact. That is the starting point; you don't overreact. That is when things get rough. We have a good plan. We have an idea, but after four weeks, I think you start to get an idea of what you are really good at, especially with our receivers coming to the table late through training camp and all that. I feel like we all can see now what we have and how to utilize these guys. I want to get consistent at what we were doing. I want us to get out there and look certain and understand how we are going to execute things and get good at it."

You had talked about a 50-percent ratio, or close to it, with run-pass. That is what you had yesterday. I believe it was 50 on the button. I think it was 52 passing attempts, 26 runs. (Jerry Coleman) "Is that 50-50?"

Well, I have to work on my math. The essence of my question is, did QB Joe Flacco throw the ball too many times? (Jerry Coleman) "It depends on your perspective, I guess. It depends on your opinion, your math. We are trying to win the game, and two-minute drills ... I never know how to answer that question. It is a nice, broad, open-ended, worthless question, which I love you for, actually. You are quite good at it. You are the master at that question."



With RB Kenneth Dixon getting healthier, you possibly have four running backs now. Does RB Justin Forsett have a spot on this roster going forward with the numbers and the young players and him being inactive? (Jamison Hensley) “Of course. Justin Forsett is a highly-respected, highly-valued guy in my eyes and the eyes of all of us. It is a competitive world that we are in. It is a competitive league; it is a competitive sport. He knows that as well as anybody. It doesn’t diminish him in any way. It just enhances him, in my mind, in terms of how he handles it. We will just have to see. All those personnel things are all to be determined. You can’t say anything about where anything is going to go, because you just don’t know. None of us have the ability to see in the future, so we will see how it plays out.”

Have you made a decision on TE Darren Waller, because he is coming off the suspension. Is he someone you intend to put on the 53-man roster? (Luke Jones) “We will see. We will see how that plays out. You don’t have to for a week, I think, is the rule. We will just have to see where we go with that and what we are able to do.”

What changed in the fourth quarter to become so much more successful on the ground, as opposed to the first three quarters? (Kyle Barber) “We blocked better, maybe. Things are going to open up a little bit when you are down. They expect you to throw it, [so] you run it a little bit. I think that helped a little bit.”

How do you think you match up with the Washington Redskins? (Bill West) “They are really good. I am impressed with them. I think that they ... We played them before, and it is pretty clear how they want to play. They want to be physical and tough and play hard. The quarterback has always played well against us before. Well, maybe the one time we played him, he played well. They have a lot of good players, a lot of skill guys – DeSean Jackson and Co., Jordan [Reed]. I love the running back. Some people make fun of me for saying I love a player, but I really have a lot of respect for the young running back [Matt Jones] out of Florida. I personally liked him in the draft a lot. I thought he would be a good player. He is [a good player], for the record, for all the scouts out there. [They have] a good, physical offensive line, and it is an important game for us.”

QB Joe Flacco has talked at times about wanting to have more chunk plays and taking shots. When he is getting hit a lot, does that make it more difficult to go with plays like that? Are the two related? (Cliff Brown) “We called a bunch of them. There is no doubt about that. We threw a few of them. Some of them we weren’t able to get off, and some of them, we had to checkdown. We have to keep calling them. We have speed out there, and we have to start hitting them – not just the chunk plays, but the seams, the overs, the high-lows. We had a few of them. Obviously, Steve’s [Smith Sr.] play was a big play. That goes back to the earlier question that we had earlier, just in terms of being better. We just have to get better, whatever we decide to do. Joe is making a great point; you have to get big plays in this league. That is what we are searching for. We really think we have the players to do it.”

How much do you think the time off helped guys like T Ronnie Stanley and G/T Alex Lewis? (Ed Lee) “Ronnie Stanley and Alex Lewis are working really hard to get back. Alex was out there and played on field goal. We had him in a backup role. We just felt like without the practice time, with him coming off a concussion, [not having many] reps – all those kind of things for a rookie – [they make it] a little tough to put him in the starting spot. We just felt like the guys at practice would be a little better in that role. He is back. Ronnie, we just have to keep working on his foot. I know Ronnie says he could have played, and he probably could have. He could probably play this week, so we will just have to see how we decide to do it, along with what the doctors say, and we will figure it out. You want to do what is best for the team short term and long term and what is best for the player short term and long term. Our guys’ health is really important to us. We are not throwing guys out there before they are ready. That is not what we do. We want guys to be healthy, because it makes them better players for one thing. Also, it is just the right thing to do.”

RAVENS ALPHABETICAL ROSTER

As of Oct. 4

| No. | Name | Pos. | Ht. | Wt. | Birthdate | Exp. | College | Hometown |
|---|-------------------------------------|-------|------|-----|-----------|------|-----------------------|----------------------|
| 11 | Aiken, Kamar | WR | 6-2 | 215 | 5/30/89 | 4 | Central Florida | Miami, FL |
| 37 | Allen, Javorius | RB | 6-0 | 222 | 8/27/91 | 2 | Southern California | Tallahassee, FL |
| 39 | Canady, Maurice | CB | 6-1 | 193 | 5/26/94 | R | Virginia | Richmond, VA |
| 56 | Carter, Chris | OLB | 6-1 | 245 | 4/6/89 | 6 | Fresno State | Fontana, CA |
| 51 | Correa, Kamalei | LB | 6-3 | 250 | 4/27/94 | R | Boise State | Honolulu, HI |
| 46 | Cox, Morgan | LS | 6-4 | 233 | 4/26/86 | 7 | Tennessee | Collierville, TN |
| 31 | Davis, Will | CB | 5-11 | 180 | 5/8/90 | 4 | Utah State | Spokane Valley, WA |
| 30 | Dixon, Kenneth | RB | 5-10 | 212 | 1/21/94 | R | Louisiana Tech | Strong, AR |
| 58 | Dumervil, Elvis | OLB | 5-11 | 250 | 1/19/84 | 11 | Louisville | Miami, FL |
| 5 | Flacco, Joe | QB | 6-6 | 245 | 1/16/85 | 9 | Delaware | Audubon, NJ |
| 80 | Gillmore, Crockett | TE | 6-6 | 260 | 11/16/91 | 3 | Colorado State | Bushland, TX |
| 93 | Guy, Lawrence | DE | 6-4 | 305 | 3/17/90 | 6 | Arizona State | Las Vegas, NV |
| 69 | Henry, Willie | DT | 6-3 | 300 | 3/20/94 | R | Michigan | Cleveland, OH |
| 14 | Hester Sr., Devin | WR/RS | 5-11 | 190 | 11/4/82 | 11 | Miami (FL) | Riviera Beach, FL |
| 74 | Hurst, James | T | 6-5 | 312 | 12/17/91 | 3 | North Carolina | Plainfield, IN |
| 66 | Jensen, Ryan | G/C | 6-4 | 310 | 5/27/91 | 3 | Colorado State-Pueblo | Fort Morgan, CO |
| 99 | Jernigan, Timmy | DT | 6-2 | 295 | 9/24/92 | 3 | Florida State | Lake City, FL |
| 91 | Judon, Matthew | OLB | 6-3 | 275 | 8/15/92 | R | Grand Valley State | West Bloomfield, MI |
| 44 | Juszczyk, Kyle | FB | 6-1 | 240 | 4/23/91 | 4 | Harvard | Medina, OH |
| 4 | Koch, Sam | P | 6-1 | 222 | 8/13/82 | 11 | Nebraska | Seward, NE |
| 41 | Levine Sr., Anthony | DB/LB | 5-11 | 200 | 3/27/87 | 5 | Tennessee State | Winston-Salem, NC |
| 72 | Lewis, Alex | G/T | 6-6 | 315 | 4/21/92 | R | Nebraska | Tempe, AZ |
| 23 | Lewis, Kendrick | S | 6-0 | 205 | 6/16/88 | 7 | Mississippi | New Orleans, LA |
| 15 | Mallett, Ryan | QB | 6-6 | 250 | 6/5/88 | 6 | Arkansas | Texarkana, TX |
| 50 | McClellan, Albert | ILB | 6-2 | 250 | 6/4/86 | 6 | Marshall | Lakeland, FL |
| 10 | Moore, Chris | WR | 6-1 | 200 | 6/16/93 | R | Cincinnati | Tampa, FL |
| 57 | Mosley, C.J. | ILB | 6-2 | 241 | 6/19/92 | 3 | Alabama | Mobile, AL |
| 54 | Orr, Zachary | ILB | 6-0 | 225 | 6/9/92 | 3 | North Texas | DeSoto, TX |
| 18 | Perriman, Breshad | WR | 6-2 | 215 | 9/10/93 | 2 | Central Florida | Lithonia, GA |
| 78 | Pierce, Michael | DT | 6-0 | 339 | 11/6/92 | R | Samford | Daphne, AL |
| 88 | Pitta, Dennis | TE | 6-4 | 238 | 6/29/85 | 7 | BYU | Moorpark, CA |
| 26 | Powers, Jerraud | CB | 5-10 | 193 | 7/19/87 | 8 | Auburn | Decatur, AL |
| 27 | Price, Sheldon | CB | 6-2 | 194 | 3/26/91 | 1 | UCLA | La Puente, CA |
| 22 | Smith, Jimmy | CB | 6-2 | 210 | 7/26/88 | 6 | Colorado | Colton, CA |
| 90 | Smith, Za'Darius | OLB | 6-4 | 275 | 9/8/92 | 2 | Kentucky | Greenville, AL |
| 89 | Smith Sr., Steve | WR | 5-9 | 195 | 5/12/79 | 16 | Utah | Los Angeles, CA |
| 79 | Stanley, Ronnie | T | 6-6 | 320 | 3/18/94 | R | Notre Dame | Las Vegas, NV |
| 55 | Suggs, Terrell | OLB | 6-3 | 265 | 10/11/82 | 14 | Arizona State | Chandler, AZ |
| 9 | Tucker, Justin | K | 6-1 | 180 | 11/21/89 | 5 | Texas | Austin, TX |
| 96 | Urban, Brent | DE | 6-7 | 300 | 5/5/91 | 3 | Virginia | Mississauga, ON, CAN |
| 64 | Urschel, John | G/C | 6-3 | 300 | 6/24/91 | 3 | Penn State | Buffalo, NY |
| 71 | Wagner, Rick | G/T | 6-6 | 310 | 10/21/89 | 4 | Wisconsin | West Allis, WI |
| 17 | Wallace, Mike | WR | 6-0 | 205 | 8/1/86 | 8 | Mississippi | New Orleans, LA |
| 21 | Webb, Lardarius | DB/RS | 5-10 | 182 | 10/12/85 | 8 | Nicholls State | Opelika, AL |
| 32 | Weddle, Eric | S | 5-11 | 195 | 1/4/85 | 10 | Utah | Alta Loma, CA |
| 28 | West, Terrance | RB | 5-10 | 225 | 1/28/91 | 3 | Towson | Baltimore, MD |
| 98 | Williams, Brandon | DT | 6-1 | 340 | 2/21/89 | 4 | Missouri Southern St. | Kirkwood, MO |
| 87 | Williams, Maxx | TE | 6-4 | 257 | 4/12/94 | 2 | Minnesota | Waconia, MN |
| 24 | Wright, Shareece | CB | 5-11 | 184 | 4/8/87 | 6 | Southern California | Colton, CA |
| 73 | Yanda, Marshal | G/T | 6-3 | 305 | 9/15/84 | 10 | Iowa | Anamosa, IA |
| 36 | Young, Tavon | CB | 5-9 | 177 | 3/14/94 | R | Temple | Oxon Hill, MD |
| 53 | Zuttah, Jeremy | G/C | 6-4 | 300 | 6/1/86 | 9 | Rutgers | Edison, NJ |
| Practice Squad | | | | | | | | |
| 45 | Beyer, Brennen | OLB | 6-4 | 256 | 11/25/92 | 1 | Michigan | Canton, MI |
| 83 | Brown, Daniel | TE | 6-5 | 243 | 5/26/92 | 2 | James Madison | Windsor, VA |
| 61 | Broxton, Jarell | G | 6-3 | 322 | 3/27/93 | R | Baylor | Gaithersburg, MD |
| 63 | Clausell, Blaine | T | 6-6 | 321 | 1/31/92 | 1 | Mississippi State | Mobile, AL |
| 2 | Fales, David | QB | 6-1 | 212 | 10/4/90 | 1 | San Jose State | Salinas, CA |
| 43 | Houston, Stephen | RB | 6-0 | 225 | 10/28/91 | 1 | Indiana | Little Rock, AR |
| 95 | Lewis-Moore, Kapron | DE | 6-4 | 315 | 1/24/90 | 4 | Notre Dame | Weatherford, TX |
| 48 | Onwuasor, Patrick | ILB | 6-0 | 217 | 8/22/92 | R | Portland State | Inglewood, CA |
| 81 | Reynolds, Keenan | WR/RS | 5-10 | 190 | 12/13/93 | R | Navy | Antioch, TN |
| 68 | Skura, Matt | C | 6-3 | 305 | 2/17/93 | R | Duke | Columbus, OH |
| Physically Unable to Perform (PUP) | | | | | | | | |
| 34 | Taliaferro, Lorenzo | RB | 6-0 | 225 | 12/23/91 | 3 | Coastal Carolina | Yorktown, VA |
| Injured Reserve | | | | | | | | |
| 35 | Arrington, Kyle | CB | 5-10 | 186 | 8/12/86 | 8 | Hofstra | Brandywine, MD |
| 16 | Clay, Kaelin | WR/RS | 5-10 | 200 | 1/3/92 | 2 | Utah | Long Beach, CA |
| 94 | Davis, Carl | DT | 6-5 | 327 | 3/2/92 | 2 | Iowa | Detroit, MI |
| 33 | Elam, Matt | S | 5-10 | 209 | 9/21/91 | 4 | Florida | West Palm Beach, FL |
| 92 | Kaufusi, Bronson | DE | 6-6 | 285 | 7/6/91 | R | BYU | Provo, UT |
| 49 | Lockett, Cavellis | ILB | 5-11 | 243 | 12/6/92 | R | Middle Tennessee St. | McComb, MS |
| 13 | Matthews, Chris | WR | 6-5 | 228 | 10/6/89 | 3 | Kentucky | Los Angeles, CA |
| 67 | Nembot, Stephane | T | 6-6 | 320 | 12/7/91 | R | Colorado | Douala, Cameroon |
| 38 | Rolle, Jumal | CB | 6-0 | 190 | 5/28/90 | 3 | Catawba | Wilson, NC |
| 82 | Watson, Benjamin | TE | 6-3 | 251 | 12/18/80 | 13 | Georgia | Rock Hill, SC |
| 77 | Wesley, De'Ondre | G/T | 6-6 | 326 | 7/28/92 | 2 | BYU | Antioch, CA |
| NFL Suspension | | | | | | | | |
| 86 | Boyle, Nick (6 more games) | TE | 6-4 | 260 | 2/17/93 | 2 | Delaware | Sussex, NJ |
| 84 | Waller, Darren (eligible to return) | TE | 6-6 | 255 | 9/13/92 | 2 | Georgia Tech | Acworth, GA |

RAVENS NUMERICAL ROSTER

As of Oct. 4

| No. | Name | Pos. | Ht. | Wt. | Birthdate | Exp. | College | How Acq. | -----2016 Games----- | | | |
|---|------------------------------------|-------|------|-----|-----------|------|-----------------------|---------------|----------------------|---|-----|-----|
| | | | | | | | | | P | S | DNP | INA |
| 4 | Sam Koch | P | 6-1 | 222 | 8/13/82 | 11 | Nebraska | D6a '06 | 4 | 0 | 0 | 0 |
| 5 | Joe Flacco | QB | 6-6 | 245 | 1/16/85 | 9 | Delaware | D1 '08 | 4 | 4 | 0 | 0 |
| 9 | Justin Tucker | K | 6-1 | 180 | 11/21/89 | 5 | Texas | FA '12 | 4 | 0 | 0 | 0 |
| 10 | Chris Moore | WR | 6-1 | 200 | 6/16/93 | R | Cincinnati | D4b '16 | 4 | 0 | 0 | 0 |
| 11 | Kamar Aiken | WR | 6-2 | 215 | 5/30/89 | 4 | Central Florida | FA '13 | 4 | 0 | 0 | 0 |
| 14 | Devin Hester Sr. | WR/RS | 5-11 | 190 | 11/4/82 | 11 | Miami (FL) | FA '16 | 4 | 0 | 0 | 0 |
| 15 | Ryan Mallett | QB | 6-6 | 250 | 6/5/88 | 6 | Arkansas | FA '15 | 0 | 0 | 4 | 0 |
| 17 | Mike Wallace | WR | 6-0 | 205 | 8/1/86 | 8 | Mississippi | FA '16 | 4 | 4 | 0 | 0 |
| 18 | Breshad Perriman | WR | 6-2 | 215 | 9/10/93 | 2 | Central Florida | D1 '15 | 4 | 0 | 0 | 0 |
| 21 | Lardarius Webb | DB/RS | 5-10 | 182 | 10/12/85 | 8 | Nicholls State | D3 '09 | 4 | 4 | 0 | 0 |
| 22 | Jimmy Smith | CB | 6-2 | 210 | 7/26/88 | 6 | Colorado | D1 '11 | 4 | 4 | 0 | 0 |
| 23 | Kendrick Lewis | S | 6-0 | 205 | 6/16/88 | 7 | Mississippi | UFA (HOU) '15 | 4 | 0 | 0 | 0 |
| 24 | Shareece Wright | CB | 5-11 | 184 | 4/8/87 | 6 | Southern California | FA '15 | 4 | 4 | 0 | 0 |
| 26 | Jerraud Powers | CB | 5-10 | 193 | 7/19/87 | 8 | Auburn | FA '16 | 1 | 0 | 0 | 3 |
| 27 | Sheldon Price | CB | 6-2 | 194 | 3/26/91 | 1 | UCLA | FA '15 | 3 | 0 | 0 | 1 |
| 28 | Terrance West | RB | 5-10 | 225 | 1/28/91 | 3 | Towson | FA '15 | 4 | 1 | 0 | 0 |
| 30 | Kenneth Dixon | RB | 5-10 | 212 | 1/21/94 | R | Louisiana Tech | D4e '16 | 0 | 0 | 0 | 4 |
| 31 | Will Davis | CB | 5-11 | 180 | 5/8/90 | 4 | Utah State | TR (MIA) '15 | 0 | 0 | 0 | 4 |
| 32 | Eric Weddle | S | 5-11 | 195 | 1/4/85 | 10 | Utah | UFA (SD) '16 | 4 | 4 | 0 | 0 |
| 36 | Tavon Young | CB | 5-9 | 177 | 3/14/94 | R | Temple | D4a '16 | 4 | 0 | 0 | 0 |
| 37 | Javorius Allen | RB | 6-0 | 222 | 8/27/91 | 2 | Southern California | D4b '15 | 1 | 0 | 0 | 3 |
| 39 | Maurice Canady | CB | 6-1 | 193 | 5/26/94 | R | Virginia | D6b '16 | 4 | 0 | 0 | 0 |
| 41 | Anthony Levine Sr. | DB/LB | 5-11 | 200 | 3/27/87 | 5 | Tennessee State | FA '12 | 4 | 0 | 0 | 0 |
| 44 | Kyle Juszczyk | FB | 6-1 | 240 | 4/23/91 | 4 | Harvard | D4b '13 | 4 | 2 | 0 | 0 |
| 46 | Morgan Cox | LS | 6-4 | 233 | 4/26/86 | 7 | Tennessee | FA '10 | 4 | 0 | 0 | 0 |
| 50 | Albert McClellan | ILB | 6-2 | 250 | 6/4/86 | 6 | Marshall | FA '10 | 4 | 4 | 0 | 0 |
| 51 | Kamalei Correa | LB | 6-3 | 250 | 4/27/94 | R | Boise State | D2 '16 | 4 | 0 | 0 | 0 |
| 53 | Jeremy Zuttah | G/C | 6-4 | 300 | 6/1/86 | 9 | Rutgers | TR (TB) '14 | 4 | 4 | 0 | 0 |
| 54 | Zachary Orr | ILB | 6-0 | 225 | 6/9/92 | 3 | North Texas | FA '14 | 4 | 4 | 0 | 0 |
| 55 | Terrell Suggs | OLB | 6-3 | 265 | 10/11/82 | 14 | Arizona State | D1a '03 | 4 | 4 | 0 | 0 |
| 56 | Chris Carter | OLB | 6-1 | 245 | 4/6/89 | 6 | Fresno State | FA '15 | 4 | 0 | 0 | 0 |
| 57 | C.J. Mosley | ILB | 6-2 | 241 | 6/19/92 | 3 | Alabama | D1 '14 | 4 | 4 | 0 | 0 |
| 58 | Elvis Dumervil | OLB | 5-11 | 250 | 1/19/84 | 11 | Louisville | FA '13 | 1 | 0 | 0 | 3 |
| 64 | John Urschel | G/C | 6-3 | 300 | 6/24/91 | 3 | Penn State | D5 '14 | 1 | 0 | 0 | 3 |
| 66 | Ryan Jensen | G/C | 6-4 | 310 | 5/27/91 | 3 | Colorado State-Pueblo | D6b '13 | 4 | 1 | 0 | 0 |
| 69 | Willie Henry | DT | 6-3 | 300 | 3/20/94 | R | Michigan | D4d '16 | 0 | 0 | 0 | 4 |
| 71 | Rick Wagner | G/T | 6-6 | 310 | 10/21/89 | 4 | Wisconsin | D5 '13 | 4 | 4 | 0 | 0 |
| 72 | Alex Lewis | G/T | 6-6 | 315 | 4/21/92 | R | Nebraska | D4c '16 | 4 | 3 | 0 | 0 |
| 73 | Marshal Yanda | G/T | 6-3 | 305 | 9/15/84 | 10 | Iowa | D3b '07 | 4 | 4 | 0 | 0 |
| 74 | James Hurst | T | 6-5 | 312 | 12/17/91 | 3 | North Carolina | FA '14 | 4 | 1 | 0 | 0 |
| 78 | Michael Pierce | DT | 6-0 | 339 | 11/6/92 | R | Samford | FA '16 | 4 | 0 | 0 | 0 |
| 79 | Ronnie Stanley | T | 6-6 | 320 | 3/18/94 | R | Notre Dame | D1 '16 | 3 | 3 | 0 | 1 |
| 80 | Crockett Gillmore | TE | 6-6 | 260 | 11/16/91 | 3 | Colorado State | D3b '14 | 4 | 3 | 0 | 0 |
| 87 | Maxx Williams | TE | 6-4 | 257 | 4/12/94 | 2 | Minnesota | D2 '15 | 4 | 0 | 0 | 0 |
| 88 | Dennis Pitta | TE | 6-4 | 238 | 6/29/85 | 7 | BYU | D4 '10 | 4 | 3 | 0 | 0 |
| 89 | Steve Smith Sr. | WR | 5-9 | 195 | 5/12/79 | 16 | Utah | FA '14 | 4 | 4 | 0 | 0 |
| 90 | Za'Darius Smith | OLB | 6-4 | 275 | 9/8/92 | 2 | Kentucky | D4a '15 | 4 | 0 | 0 | 0 |
| 91 | Matthew Judon | OLB | 6-3 | 275 | 8/15/92 | R | Grand Valley State | D5 '16 | 3 | 0 | 0 | 1 |
| 93 | Lawrence Guy | DE | 6-4 | 305 | 3/17/90 | 6 | Arizona State | WAV (SD) '14 | 4 | 4 | 0 | 0 |
| 96 | Brent Urban | DE | 6-7 | 300 | 5/5/91 | 3 | Virginia | D4a '14 | 4 | 0 | 0 | 0 |
| 98 | Brandon Williams | DT | 6-1 | 340 | 2/21/89 | 4 | Missouri Southern St. | D3 '13 | 4 | 4 | 0 | 0 |
| 99 | Timmy Jernigan | DT | 6-2 | 295 | 9/24/92 | 3 | Florida State | D2 '14 | 4 | 4 | 0 | 0 |
| Practice Squad | | | | | | | | | | | | |
| 2 | David Fales | QB | 6-1 | 212 | 10/4/90 | 1 | San Jose State | FA '16 | 0 | 0 | 0 | 0 |
| 43 | Stephen Houston | RB | 6-0 | 225 | 10/28/91 | 1 | Indiana | FA '16 | 0 | 0 | 0 | 0 |
| 45 | Brennen Beyer | OLB | 6-4 | 256 | 11/25/92 | 1 | Michigan | FA '15 | 0 | 0 | 0 | 0 |
| 48 | Patrick Onwuasor | ILB | 6-0 | 217 | 8/22/92 | R | Portland State | FA '16 | 0 | 0 | 0 | 0 |
| 61 | Jarell Broxton | G | 6-3 | 322 | 3/27/93 | R | Baylor | FA '16 | 0 | 0 | 0 | 0 |
| 63 | Blaine Clausell | T | 6-6 | 321 | 1/31/92 | 1 | Mississippi State | FA '15 | 0 | 0 | 0 | 0 |
| 68 | Matt Skura | C | 6-3 | 305 | 2/17/93 | R | Duke | FA '16 | 0 | 0 | 0 | 0 |
| 81 | Keenan Reynolds | WR/RS | 5-10 | 190 | 12/13/93 | R | Navy | D6a '16 | 0 | 0 | 0 | 0 |
| 83 | Daniel Brown | TE | 6-5 | 243 | 5/26/92 | 2 | James Madison | FA '15 | 0 | 0 | 0 | 0 |
| 95 | Kapron Lewis-Moore | DE | 6-4 | 315 | 1/24/90 | 4 | Notre Dame | D6a '13 | 0 | 0 | 0 | 0 |
| Physically Unable to Perform (PUP) | | | | | | | | | | | | |
| 34 | Lorenzo Taliaferro | RB | 6-0 | 225 | 12/23/91 | 3 | Coastal Carolina | D4b '14 | 0 | 0 | 0 | 0 |
| Injured Reserve | | | | | | | | | | | | |
| 13 | Chris Matthews | WR | 6-5 | 228 | 10/6/89 | 3 | Kentucky | FA '15 | 0 | 0 | 0 | 0 |
| 16 | Kaelin Clay | WR/RS | 5-10 | 200 | 1/3/92 | 2 | Utah | FA '15 | 0 | 0 | 0 | 0 |
| 33 | Matt Elam | S | 5-10 | 209 | 9/21/91 | 4 | Florida | D1 '13 | 0 | 0 | 0 | 0 |
| 35 | Kyle Arrington | CB | 5-10 | 186 | 8/12/86 | 8 | Hofstra | FA '15 | 0 | 0 | 0 | 0 |
| 38 | Jumal Rolle | CB | 6-0 | 190 | 5/28/90 | 3 | Catawba | FA '15 | 0 | 0 | 0 | 0 |
| 49 | Cavellis Luckett | ILB | 5-11 | 243 | 12/6/92 | R | Middle Tennessee St. | FA '16 | 0 | 0 | 0 | 0 |
| 67 | Stephane Nembot | T | 6-6 | 320 | 12/7/91 | R | Colorado | FA '16 | 0 | 0 | 0 | 0 |
| 77 | De'Ondre Wesley | G/T | 6-6 | 326 | 7/28/92 | 2 | BYU | FA '15 | 0 | 0 | 0 | 0 |
| 82 | Benjamin Watson | TE | 6-3 | 251 | 12/18/80 | 13 | Georgia | UFA (NO) '16 | 0 | 0 | 0 | 0 |
| 92 | Bronson Kaufusi | DE | 6-6 | 285 | 7/6/91 | R | BYU | D3 '16 | 0 | 0 | 0 | 0 |
| 94 | Carl Davis | DT | 6-5 | 327 | 3/2/92 | 2 | Iowa | D3 '15 | 0 | 0 | 0 | 0 |
| NFL Suspension | | | | | | | | | | | | |
| 84 | Darren Waller (eligible to return) | TE | 6-6 | 255 | 9/13/92 | 2 | Georgia Tech | D6 '15 | 0 | 0 | 0 | 0 |
| 86 | Nick Boyle (6 more games) | TE | 6-4 | 260 | 2/17/93 | 2 | Delaware | D5a '15 | 0 | 0 | 0 | 0 |

RAVENS POSITIONAL ROSTER

As of Oct. 4

QUARTERBACKS (2)

5 Joe Flacco QB
15 Ryan Mallett QB

WIDE RECEIVERS (6)

10 Chris Moore WR
11 Kamar Aiken WR
14 Devin Hester Sr. WR/RS
17 Mike Wallace WR
18 Breshad Perriman WR
89 Steve Smith Sr. WR

RUNNING BACKS (4)

28 Terrance West RB
30 Kenneth Dixon RB
37 Javorius Allen RB
44 Kyle Juszczyk FB

TIGHT ENDS (3)

80 Crockett Gillmore TE
87 Maxx Williams TE
88 Dennis Pitta TE

OFFENSIVE LINE (8)

53 Jeremy Zuttah G/C
64 John Urschel G/C
66 Ryan Jensen G/C
71 Rick Wagner G/T
72 Alex Lewis G/T
73 Marshal Yanda G/T
74 James Hurst T
79 Ronnie Stanley T

SPECIALISTS (3)

4 Sam Koch P
9 Justin Tucker K
46 Morgan Cox LS

SECONDARY (11)

21 Lardarius Webb DB/RS
22 Jimmy Smith CB
23 Kendrick Lewis S
24 Shareece Wright CB
26 Jeraud Powers CB
27 Sheldon Price CB
31 Will Davis CB
32 Eric Weddle S
36 Tavon Young CB
39 Maurice Canady CB
41 Anthony Levine Sr. DB/LB

LINEBACKERS (9)

50 Albert McClellan ILB
51 Kamalei Correa LB
54 Zachary Orr ILB
55 Terrell Suggs OLB
56 Chris Carter OLB
57 C.J. Mosley ILB
58 Elvis Dumervil OLB
90 Za'Darius Smith OLB
91 Matthew Judon OLB

DEFENSIVE LINE (6)

69 Willie Henry DT
78 Michael Pierce DT
93 Lawrence Guy DE
96 Brent Urban DE
98 Brandon Williams DT
99 Timmy Jernigan DT

PRACTICE SQUAD (10)

2 David Fales QB
43 Stephen Houston RB
45 Brennen Beyer OLB
48 Patrick Onwuasor ILB
61 Jarell Broxton G
63 Blaine Clausell T
68 Matt Skura C
81 Keenan Reynolds WR/RS
83 Daniel Brown TE
95 Kapron Lewis-Moore DE

RESERVE/INJURED (11)

13 Chris Matthews WR
16 Kaelin Clay WR/RS
33 Matt Elam S
35 Kyle Arrington CB
38 Jumal Rolle CB
49 Cavellis Lockett ILB
67 Stephane Nembot T
77 De'Ondre Wesley G/T
82 Benjamin Watson TE
92 Bronson Kaufusi DE
94 Carl Davis DT

PHYSICALLY UNABLE TO PERFORM (PUP) (1)

34 Lorenzo Taliaferro RB

NFL SUSPENSION (2)

84 Darren Waller (eligible to return) TE
86 Nick Boyle (6 more games) TE



2016 COACHING STAFF

John Harbaugh Head Coach
Jerry Rosburg Special Teams Coordinator/Associate Head Coach
Dean Pees Defensive Coordinator
Marc Trestman Offensive Coordinator
Richard Angulo Tight Ends
Andy Bischoff Offensive Assistant
Juan Castillo Offensive Line
Joe Cullen Defensive Line
Bobby Engram Wide Receivers
Leslie Frazier Secondary
Thomas Hammock Running Backs
Chris Hewitt Defensive Backs
Chris Horton Assistant Special Teams
Mike Macdonald Defensive Assistant

Don Martindale Linebackers
Marty Mornhinweg Quarterbacks
Craig Ver Steeg Senior Offensive Assistant
Todd Washington Assistant Offensive Line
Matt Weiss Offensive Assistant
Juney Barnett Assistant Strength & Conditioning
Randy Brown Kicking Consultant
Scott Cohen Coaching Assistant/Opponent Analysis
Megan McLaughlin Football Information Manager
Dan Parsons Assistant to Head Coach
Bob Rogucki Director of Strength & Conditioning
Steve Saunders Director of Performance & Recovery
Eugene Shen Director of Coaching Analytics
Drew Wilkins Defensive Coaching Assistant

DEPTH CHART

Updated by Ravens PR staff on Oct. 4

OFFENSE

| | | | | | | |
|-----------|-----------|------------------------|-----------|-------------------|-----------|-----------------------|
| WR | 89 | Steve Smith Sr. | 11 | Kamar Aiken | 14 | Devin Hester Sr. |
| WR | 17 | Mike Wallace | 18 | Breshad Perriman | <u>10</u> | <u>Chris Moore</u> |
| LT | <u>79</u> | <u>Ronnie Stanley*</u> | 74 | James Hurst | | |
| LG | <u>72</u> | <u>Alex Lewis</u> | 64 | John Urschel | | |
| C | 53 | Jeremy Zuttah | 66 | Ryan Jensen | 64 | John Urschel |
| RG | 73 | Marshal Yanda | <u>72</u> | <u>Alex Lewis</u> | | |
| RT | 71 | Rick Wagner | 74 | James Hurst | | |
| TE | 88 | Dennis Pitta | 80 | Crockett Gillmore | 87 | Maxx Williams |
| QB | 5 | Joe Flacco | 15 | Ryan Mallett | | |
| FB | 44 | Kyle Juszczyk | | | | |
| RB | 28 | Terrance West | 37 | Javorius Allen | <u>30</u> | <u>Kenneth Dixon*</u> |

DEFENSE

| | | | | | | |
|-------------|----|---------------------------|-----------|-----------------------|-----------|---------------------------------|
| DT | 99 | Timmy Jernigan | <u>69</u> | <u>Willie Henry</u> | | |
| NT | 98 | Brandon Williams | <u>78</u> | <u>Michael Pierce</u> | | |
| DE | 93 | Lawrence Guy | 96 | Brent Urban | | |
| RUSH | 55 | Terrell Suggs | 90 | Za'Darius Smith | <u>91</u> | <u>Matthew Judon</u> |
| ILB | 57 | C.J. Mosley | 50 | Albert McClellan | | |
| ILB | 54 | Zachary Orr | <u>51</u> | <u>Kamalei Correa</u> | | |
| SAM | 50 | Albert McClellan -- or -- | 58 | Elvis Dumervil* | 56 | Chris Carter |
| LCB | 24 | Shareece Wright | 26 | Jeraud Powers | 31 | Will Davis |
| SS | 32 | Eric Weddle | 41 | Anthony Levine Sr. | | <u>39</u> <u>Maurice Canady</u> |
| FS | 21 | Lardarius Webb | 23 | Kendrick Lewis | | |
| RCB | 22 | Jimmy Smith | <u>36</u> | <u>Tavon Young</u> | 27 | Sheldon Price* |

SPECIAL TEAMS

| | | | | | | |
|------------|----|------------------|-----------|--------------------|-----------|--------------------|
| P | 4 | Sam Koch | | | | |
| K | 9 | Justin Tucker | | | | |
| H | 4 | Sam Koch | | | | |
| LS | 46 | Morgan Cox | | | | |
| KOR | 14 | Devin Hester Sr. | <u>10</u> | <u>Chris Moore</u> | <u>36</u> | <u>Tavon Young</u> |
| PR | 14 | Devin Hester Sr. | 21 | Lardarius Webb | | 28 Terrance West |

* Injured

All Rookies Underlined

PRONUNCIATIONS

PLAYERS: Kamar Aiken (kuh-MARR); Javorius Allen (juh-VAR-us); Maurice Canady (CAN-uh-dee); Kamalei Correa (KAH-mah-lay, corr-A-uh); Kyle Juszczyk (YOOZ-check); Bronson Kaufusi (cow-FOO-see); Sam Koch (Cook); Anthony Levine Sr. (luh-VEEN); Cavellis Lockett (cah-VELL-us); Stephane Nembot (steh-ON, NAME-bot); Patrick Onwuasor (o-WAH-so); Dennis Pitta (PIT-uh); Matt Skura (SKUR-uh); Za'Darius Smith (zuh-DARE-ee-us); Lorenzo Taliaferro (tal-uh-FARE-oh); Lardarius Webb (lahr-DARE-ee-us); Marshal Yanda (YAWN-da); Tavon Young (TAY-von); Jeremy Zuttah (ZOO-tah) **COACHES:** Richard Angulo (an-GOO-low); Andy Bischoff (BISH-off); Juan Castillo (cass-TEE-yo); Marty Mornhinweg (MORNING-wig); Bob Rogucki (ruh-GUS-key); Craig Ver Steeg (ver-STEGG)

HOW THE 2016 RAVENS ARE BUILT



WHEN/HOW ACQUIRED

| YEAR | PLAYER | ACQ. |
|------|---|------------|
| 2003 | OLB Terrell Suggs | D1a |
| 2006 | P Sam Koch | D6a |
| 2007 | G/T Marshal Yanda | D3b |
| 2008 | QB Joe Flacco | D1 |
| 2009 | DB Lardarius Webb | D3 |
| 2010 | LS Morgan Cox | RFA |
| | LB Albert McClellan | RFA |
| | TE Dennis Pitta | D4 |
| 2011 | CB Jimmy Smith | D1 |
| 2012 | DB/LB Anthony Levine Sr. | FA |
| | K Justin Tucker | RFA |
| 2013 | OLB Elvis Dumervil | FA |
| | <i>S Matt Elam [Injured Reserve]</i> | D1 |
| | OL Ryan Jensen | D6b |
| | FB Kyle Juszczyk | D4b |
| | T Rick Wagner | D5 |
| | DT Brandon Williams | D3 |
| 2014 | WR Kamar Aiken | FA |
| | RB Justin Forsett | FA |
| | TE Crockett Gillmore | D3b |
| | DE Lawrence Guy | WA (SD) |
| | OL James Hurst | RFA |
| | DT Timmy Jernigan | D2 |
| | LB C.J. Mosley | D1 |
| | LB Zachary Orr | RFA |
| | WR Steve Smith Sr. | FA |
| | DE Brent Urban | D4a |
| | <i>RB Lorenzo Taliaferro [PUP List]</i> | D4b |
| | G/C John Urschel | D5 |
| | C Jeremy Zuttah | TR (TB) |
| 2015 | RB Javorius Allen | D4b |
| | <i>CB Kyle Arrington [Injured Reserve]</i> | FA |
| | TE Nick Boyle [Suspended] | D5a |
| | OLB Chris Carter | FA |
| | <i>WR/RS Kaelin Clay [Injured Reserve]</i> | FA |
| | <i>DT Carl Davis [Injured Reserve]</i> | D3 |
| | CB Will Davis | TR (Mia.) |
| | S Kendrick Lewis | UFA (Hou.) |
| | QB Ryan Mallett | FA |
| | <i>WR Chris Matthews [Injured Reserve]</i> | FA |
| | WR Breshad Perriman | D1 |
| | CB Sheldon Price | FA |
| | <i>CB Jumal Rolle [Injured Reserve]</i> | FA |
| | OLB Za'Darius Smith | D4a |
| | <i>WR Darren Waller [Suspended]</i> | D6 |
| | <i>T De'Ondre Wesley [Injured Reserve]</i> | RFA |
| | RB Terrance West | FA |
| | TE Maxx Williams | D2 |
| | CB Shareece Wright | FA |
| 2016 | CB Maurice Canady | D6b |
| | OLB Kamalei Correa | D2 |
| | RB Kenneth Dixon | D4e |
| | DT Willie Henry | D4d |
| | WR/RS Devin Hester Sr. | FA |
| | OLB Matthew Judon | D5 |
| | <i>DE Bronson Kaufusi [Injured Reserve]</i> | D3 |
| | G/T Alex Lewis | D4c |
| | <i>OLB Cavellis Lockett [Injured Reserve]</i> | FA |
| | WR Chris Moore | D4b |
| | <i>T Stephane Nembot [Injured Reserve]</i> | RFA |
| | T Ronnie Stanley | D1 |
| | DT Michael Pierce | RFA |
| | CB Jerraud Powers | FA |
| | WR Mike Wallace | FA |
| | <i>TE Benjamin Watson [Injured Reserve]</i> | UFA (NO) |
| | S Eric Weddle | UFA (SD) |
| | CB Tavon Young | D4a |



BY DRAFT ROUND

| 1st ROUND (8) | TEAM | YEAR |
|---|--------------|-------------|
| OLB Terrell Suggs | Baltimore | 2003 (10th) |
| <i>TE Benjamin Watson [Injured Reserve]</i> | New England | 2004 (32nd) |
| QB Joe Flacco | Baltimore | 2008 (18th) |
| CB Jimmy Smith | Baltimore | 2011 (27th) |
| <i>S Matt Elam [Injured Reserve]</i> | Baltimore | 2013 (32nd) |
| LB C.J. Mosley | Baltimore | 2014 (17th) |
| WR Breshad Perriman | Baltimore | 2015 (26th) |
| T Ronnie Stanley | Baltimore | 2016 (6th) |
| 2nd ROUND (5) | | |
| WR/RS Devin Hester Sr. | Chicago | 2006 |
| S Eric Weddle | San Diego | 2007 |
| DT Timmy Jernigan | Baltimore | 2014 |
| TE Maxx Williams | Baltimore | 2015 |
| OLB Kamalei Correa | Baltimore | 2016 |
| 3rd ROUND (14) | | |
| WR Steve Smith Sr. | Carolina | 2001 |
| G/T Marshal Yanda | Baltimore | 2007 |
| C Jeremy Zuttah | Tampa Bay | 2008 |
| CB Jerraud Powers | Indianapolis | 2009 |
| WR Mike Wallace | Pittsburgh | 2009 |
| CB/RS Lardarius Webb | Baltimore | 2009 |
| QB Ryan Mallett | New England | 2011 |
| CB Shareece Wright | San Diego | 2011 |
| CB Will Davis | Miami | 2013 |
| DT Brandon Williams | Baltimore | 2013 |
| TE Crockett Gillmore | Baltimore | 2014 |
| RB Terrance West | Cleveland | 2014 |
| <i>DT Carl Davis [Injured Reserve]</i> | Baltimore | 2015 |
| <i>DE Bronson Kaufusi [Injured Reserve]</i> | Baltimore | 2016 |
| 4th ROUND (12) | | |
| OLB Elvis Dumervil | Denver | 2006 |
| TE Dennis Pitta | Baltimore | 2010 |
| FB Kyle Juszczyk | Baltimore | 2013 |
| <i>RB Lorenzo Taliaferro [PUP List]</i> | Baltimore | 2014 |
| DE Brent Urban | Baltimore | 2014 |
| OLB Za'Darius Smith | Baltimore | 2015 |
| RB Javorius Allen | Baltimore | 2015 |
| RB Kenneth Dixon | Baltimore | 2016 |
| DT Willie Henry | Baltimore | 2016 |
| G/T Alex Lewis | Baltimore | 2016 |
| WR Chris Moore | Baltimore | 2016 |
| CB Tavon Young | Baltimore | 2016 |
| 5th ROUND (6) | | |
| S Kendrick Lewis | Kansas City | 2010 |
| OLB Chris Carter | Pittsburgh | 2011 |
| G/T Rick Wagner | Baltimore | 2013 |
| G/C John Urschel | Baltimore | 2014 |
| <i>TE Nick Boyle [Suspended]</i> | Baltimore | 2015 |
| OLB Matthew Judon | Baltimore | 2016 |
| 6th ROUND (5) | | |
| P Sam Koch | Baltimore | 2006 |
| OL Ryan Jensen | Baltimore | 2013 |
| <i>WR/RS Kaelin Clay [Injured Reserve]</i> | Tampa Bay | 2015 |
| <i>WR Darren Waller [Suspended]</i> | Baltimore | 2015 |
| CB Maurice Canady | Baltimore | 2016 |
| 7th ROUND (1) | | |
| DE Lawrence Guy | Green Bay | 2011 |
| UNDRAFTED (15) | | |
| <i>CB Kyle Arrington [Injured Reserve]</i> | Philadelphia | 2008 |
| LS Morgan Cox | Baltimore | 2010 |
| DB Anthony Levine Sr. | Green Bay | 2010 |
| LB Albert McClellan | Baltimore | 2010 |
| WR Kamar Aiken | Buffalo | 2011 |
| <i>WR Chris Matthews [Injured Reserve]</i> | Cleveland | 2011 |
| K Justin Tucker | Baltimore | 2012 |
| CB Sheldon Price | Indianapolis | 2013 |
| <i>CB Jumal Rolle [Injured Reserve]</i> | Buffalo | 2013 |
| OL James Hurst | Baltimore | 2014 |
| LB Zachary Orr | Baltimore | 2014 |
| <i>T De'Ondre Wesley [Injured Reserve]</i> | Baltimore | 2015 |
| <i>OLB Cavellis Lockett [Injured Reserve]</i> | Baltimore | 2016 |
| <i>T Stephane Nembot [Injured Reserve]</i> | Baltimore | 2016 |
| DT Michael Pierce | Baltimore | 2016 |

[Italics indicates player not on active 53-man roster.]

PARTICIPATION CHART

| Player | | | | | | | | | | | | | | REGULAR SEASON TOTALS | | | | | | |
|---------------------|---------------|--------------|--------------|---------------|---------------|-------------|-------------|---------------|----------------|---------------|----------------|---------------|-------------|-----------------------|---------------|---------------|--------------|---------------|--------------|----------|
| | 9/11 vs. Buf. | 9/18 at Cle. | 9/25 at Jax. | 10/2 vs. Oak. | 10/9 vs. Was. | 10/16 @ NYG | 10/23 @ NYJ | 11/6 vs. Pit. | 11/10 vs. Cle. | 11/20 at Dal. | 11/27 vs. Cin. | 12/4 vs. Mia. | 12/12 at NE | 12/18 vs. Phil. | 12/25 at Pit. | 1/1/16 @ Cin. | GAMES PLAYED | GAMES STARTED | DID NOT PLAY | INACTIVE |
| Aiken, Kamar | X | X | X | X | | | | | | | | | | | | | 4 | 0 | 0 | 0 |
| Allen, Javorius | INA | INA | INA | X | | | | | | | | | | | | | 1 | 0 | 0 | 3 |
| Arrington, Kyle | IR | IR | IR | IR | | | | | | | | | | | | | 0 | 0 | 0 | 0 |
| Beyer, Brennen | PS | PS | PS | PS | | | | | | | | | | | | | 0 | 0 | 0 | 0 |
| Boyle, Nick | SUSP | SUSP | SUSP | SUSP | | | | | | | | | | | | | 0 | 0 | 0 | 0 |
| Brown, Daniel | PS | PS | PS | PS | | | | | | | | | | | | | 0 | 0 | 0 | 0 |
| Broxton, Jarell | PS | PS | PS | PS | | | | | | | | | | | | | 0 | 0 | 0 | 0 |
| Canady, Maurice | X | X | X | X | | | | | | | | | | | | | 4 | 0 | 0 | 0 |
| Carter, Chris | X | X | X | X | | | | | | | | | | | | | 4 | 0 | 0 | 0 |
| Clausell, Blaine | PS | PS | PS | PS | | | | | | | | | | | | | 0 | 0 | 0 | 0 |
| Clay, Kaelin | IR | IR | IR | IR | | | | | | | | | | | | | 0 | 0 | 0 | 0 |
| Correa, Kamalei | X | X | X | X | | | | | | | | | | | | | 4 | 0 | 0 | 0 |
| Cox, Morgan | X | X | X | X | | | | | | | | | | | | | 4 | 0 | 0 | 0 |
| Davis, Carl | IR | IR | IR | IR | | | | | | | | | | | | | 0 | 0 | 0 | 0 |
| Davis, Will | INA | INA | INA | INA | | | | | | | | | | | | | 0 | 0 | 0 | 4 |
| Dixon, Kenneth | INA | INA | INA | INA | | | | | | | | | | | | | 0 | 0 | 0 | 4 |
| Dumervil, Elvis | INA | INA | INA | X | | | | | | | | | | | | | 1 | 0 | 0 | 3 |
| Elam, Matt | IR | IR | IR | IR | | | | | | | | | | | | | 0 | 0 | 0 | 0 |
| Fales, David | PS | PS | PS | PS | | | | | | | | | | | | | 0 | 0 | 0 | 0 |
| Flacco, Joe | QB | QB | QB | QB | | | | | | | | | | | | | 4 | 4 | 0 | 0 |
| Forsett, Justin | RB | RB | RB | INA | | | | | | | | | | | | | 3 | 3 | 0 | 1 |
| Gillmore, Crockett | X | TE | TE | TE | | | | | | | | | | | | | 4 | 3 | 0 | 0 |
| Guy, Lawrence | DE | DE | DE | DE | | | | | | | | | | | | | 4 | 4 | 0 | 0 |
| Henry, Willie | INA | INA | INA | INA | | | | | | | | | | | | | 0 | 0 | 0 | 4 |
| Hester Sr., Devin | X | X | X | X | | | | | | | | | | | | | 4 | 0 | 0 | 0 |
| Houston, Stephen | PS | PS | PS | PS | | | | | | | | | | | | | 0 | 0 | 0 | 0 |
| Hurst, James | X | X | X | LT | | | | | | | | | | | | | 4 | 1 | 0 | 0 |
| Jensen, Ryan | X | X | X | LG | | | | | | | | | | | | | 4 | 1 | 0 | 0 |
| Jernigan, Timmy | DT | DT | DT | DT | | | | | | | | | | | | | 4 | 4 | 0 | 0 |
| Judon, Matthew | X | X | X | INA | | | | | | | | | | | | | 3 | 0 | 0 | 1 |
| Juszczyk, Kyle | FB | X | FB | X | | | | | | | | | | | | | 4 | 2 | 0 | 0 |
| Kaufusi, Bronson | IR | IR | IR | IR | | | | | | | | | | | | | 0 | 0 | 0 | 0 |
| Koch, Sam | X | X | X | X | | | | | | | | | | | | | 4 | 0 | 0 | 0 |
| Levine Sr., Anthony | X | X | X | X | | | | | | | | | | | | | 4 | 0 | 0 | 0 |
| Lewis, Alex | LG | LG | LG | X | | | | | | | | | | | | | 4 | 3 | 0 | 0 |
| Lewis, Kendrick | X | X | X | X | | | | | | | | | | | | | 4 | 0 | 0 | 0 |
| Lewis-More, Kapron | PS | PS | PS | PS | | | | | | | | | | | | | 0 | 0 | 0 | 0 |
| Lockett, Cavellis | IR | IR | IR | IR | | | | | | | | | | | | | 0 | 0 | 0 | 0 |
| Mallett, Ryan | DNP | DNP | DNP | DNP | | | | | | | | | | | | | 0 | 0 | 4 | 0 |
| Matthews, Chris | IR | IR | IR | IR | | | | | | | | | | | | | 0 | 0 | 0 | 0 |
| McClellan, Albert | SAM | SAM | SAM | SAM | | | | | | | | | | | | | 4 | 4 | 0 | 0 |
| Moore, Chris | X | X | X | X | | | | | | | | | | | | | 4 | 0 | 0 | 0 |
| Mosley, C.J. | ILB | ILB | ILB | ILB | | | | | | | | | | | | | 4 | 4 | 0 | 0 |
| Nembot, Stephane | IR | IR | IR | IR | | | | | | | | | | | | | 0 | 0 | 0 | 0 |
| Onwuasor, Patrick | PS | PS | PS | PS | | | | | | | | | | | | | 0 | 0 | 0 | 0 |
| Orr, Zachary | ILB | ILB | ILB | ILB | | | | | | | | | | | | | 4 | 4 | 0 | 0 |
| Perriman, Breshad | X | X | X | X | | | | | | | | | | | | | 4 | 0 | 0 | 0 |
| Pierce, Michael | X | X | X | X | | | | | | | | | | | | | 4 | 0 | 0 | 0 |
| Pitta, Dennis | TE | TE | X | TE | | | | | | | | | | | | | 4 | 3 | 0 | 0 |
| Powers, Jerraud | INA | INA | INA | X | | | | | | | | | | | | | 1 | 0 | 0 | 3 |
| Price, Sheldon | X | X | X | INA | | | | | | | | | | | | | 3 | 0 | 0 | 1 |
| Reynolds, Keenan | PS | PS | PS | PS | | | | | | | | | | | | | 0 | 0 | 0 | 0 |
| Rolle, Jumal | IR | IR | IR | IR | | | | | | | | | | | | | 0 | 0 | 0 | 0 |
| Skura, Matt | PS | PS | PS | PS | | | | | | | | | | | | | 0 | 0 | 0 | 0 |
| Smith, Jimmy | RCB | RCB | RCB | RCB | | | | | | | | | | | | | 4 | 4 | 0 | 0 |
| Smith, Za'Darius | X | X | X | X | | | | | | | | | | | | | 4 | 0 | 0 | 0 |
| Smith Sr., Steve | WR | WR | WR | WR | | | | | | | | | | | | | 4 | 4 | 0 | 0 |
| Stanley, Ronnie | LT | LT | LT | INA | | | | | | | | | | | | | 3 | 3 | 0 | 1 |
| Suggs, Terrell | RUSH | RUSH | RUSH | RUSH | | | | | | | | | | | | | 4 | 4 | 0 | 0 |
| Taliaferro, Lorenzo | PUP | PUP | PUP | PUP | | | | | | | | | | | | | 0 | 0 | 0 | 0 |
| Tucker, Justin | X | X | X | X | | | | | | | | | | | | | 4 | 0 | 0 | 0 |
| Urban, Brent | X | X | X | X | | | | | | | | | | | | | 4 | 0 | 0 | 0 |
| Urschel, John | INA | INA | INA | X | | | | | | | | | | | | | 1 | 0 | 0 | 3 |
| Wagner, Rick | RT | RT | RT | RT | | | | | | | | | | | | | 4 | 4 | 0 | 0 |
| Wallace, Mike | WR | WR | WR | WR | | | | | | | | | | | | | 4 | 4 | 0 | 0 |
| Waller, Darren | SUSP | SUSP | SUSP | SUSP | | | | | | | | | | | | | 0 | 0 | 0 | 0 |
| Watson, Benjamin | IR | IR | IR | IR | | | | | | | | | | | | | 0 | 0 | 0 | 0 |
| Webb, Lardarius | FS | FS | FS | FS | | | | | | | | | | | | | 4 | 4 | 0 | 0 |
| Weddle, Eric | SS | SS | SS | SS | | | | | | | | | | | | | 4 | 4 | 0 | 0 |
| Wesley, De'Ondre | IR | IR | IR | IR | | | | | | | | | | | | | 0 | 0 | 0 | 0 |
| West, Terrance | X | X | X | RB | | | | | | | | | | | | | 3 | 1 | 0 | 0 |
| Williams, Brandon | NT | NT | NT | NT | | | | | | | | | | | | | 4 | 4 | 0 | 0 |
| Williams, Maxx | X | X | X | X | | | | | | | | | | | | | 4 | 0 | 0 | 0 |
| Wright, Shareece | LCB | LCB | LCB | LCB | | | | | | | | | | | | | 4 | 4 | 0 | 0 |
| Yanda, Marshal | RG | RG | RG | RG | | | | | | | | | | | | | 4 | 4 | 0 | 0 |
| Young, Tavon | X | X | X | X | | | | | | | | | | | | | 4 | 0 | 0 | 0 |
| Zuttah, Jeremy | C | C | C | C | | | | | | | | | | | | | 4 | 4 | 0 | 0 |

Position in Caps = Starter; X = Played/Substituted; IR = Injured Reserve; IRDR = Injured Reserve/Designated Return; PUP = Physically Unable to Perform; NOR = Not on Roster; PS = Practice Squad

2016 TRANSACTIONS

- **Jan. 4:** Signed LB Brennen Beyer, G Leon Brown, DE Nordly Capi, T Blaine Clausell, WR Chuck Jacobs, S Nick Perry and TE Harold Spears to Reserve/Future contracts.
- **Jan. 5:** Signed free agent **QB Jerrod Johnson**.
- **March 2:** Re-signed LB Albert McClellan, who was scheduled to become a free agent, to a renegotiated contract.
- **March 3:** Terminated the contract of vested veteran LB Daryl Smith; Did not pick up the contract option for DE Chris Canty's return in 2016.
- **March 4:** K Justin Tucker signed his franchise player tender.
- **March 7:** Re-signed unrestricted free agent CB Shareece Wright.
- **March 10:** Signed unrestricted free agent **TE Benjamin Watson**.
- **March 15:** Signed free agent **WR Mike Wallace**.
- **March 16:** Signed unrestricted free agent **S Eric Weddle**; Terminated the contract of S Will Hill III.
- **March 17:** Re-signed unrestricted free agent LB Chris Carter; Re-signed restricted free agent WR Marlon Brown.
- **March 24:** Re-signed restricted free agent TE Chase Ford.
- **March 28:** Re-signed exclusive rights free agent RB Terrence Magee.
- **April 6:** Re-signed exclusive rights free agents RB Terrance West and WR Daniel Brown.
- **April 7:** Re-signed exclusive rights free agent WR Chris Matthews.
- **April 8:** Waived WR Cam Worthy.
- **April 12:** Waived TE Chase Ford.
- **April 13:** Waived TE Harold Spears.
- **April 18:** Signed free agent **RB Trent Richardson**; Re-signed restricted free agent WR Kamar Aiken; Re-signed exclusive rights free agents WR Jemery Butler, WR Kaelin Clay and C/G Ryan Jensen; Re-signed exclusive rights free agent CB Jermaine Whitehead.
- **April 19:** Re-signed exclusive rights free agent CB Jumal Rolle.
- **April 27:** Re-signed exclusive rights free agent T De'Ondre Wesley.
- **May 3:** Withdrew the tender offer of exclusive rights free agent TE Konrad Reuland and waived G Leon Brown.
- **May 6:** Waived WR Chuck Jacobs and RB Terrance Magee; Signed the following rookie free agents: **G Jarell Broxton**, **DT Trevon Coley**, **C Anthony Fabiano**, **ILB Cavellis Lockett**, **K Wil Lutz**, **T Stephane Nembot**, **OLB Victor Ochi**, **OLB Mario Ojemudia**, **ILB Patrick Onwuasor**, **DT Michael Pierce** and **C Matt Skura**; Signed the following 2016 draft picks: **CB Maurice Canady**, **OLB Kamalei Correa**, **RB Kenneth Dixon**, **DT Wille Henry**, **OLB Matthew Judon**, **T Alex Lewis** and **WR Chris Moore**.
- **May 9:** Signed 2016 draft choice **CB Tavon Young**.
- **May 13:** Signed 2016 draft choice **T Ronnie Stanley**; Waived WR Marlon Brown (failed physical), DE Nordly Capi, DB Nick Perry and DB Jermaine Whitehead; Signed free agent **CB Jeraud Powers**.
- **May 16:** Signed undrafted free agent **CB Sam Brown**; Signed free agents **QB Josh Johnson** and **G Vladimir Ducasse**.
- **May 31:** Signed 2016 draft choice **WR/RS Keenan Reynolds**.
- **June 14:** Signed 2016 draft choice **DE Bronson Kaufusi**.
- **June 15:** Terminated the contract of vested veteran T Eugene Monroe.
- **July 23:** Placed the following players on the Physically Unable to Perform (PUP) list: OLB Elvis Dumervil, WR Breshad Perriman, RB Trent Richardson, CB Jumal Rolle, WR Steve Smith Sr. and OLB Terrell Suggs.
- **July 27:** Waived (injured) CB Jumal Rolle and LB Cavellis Lockett (both reverted to IR); Signed free agent **WR Dobson Collins** and **ILB Kavell Conner**.
- **July 30:** Signed P Michael Palardy.
- **Aug. 2:** Waived RB Trent Richardson; Re-signed WR Chuck Jacobs.
- **Aug. 3:** Waived P Michael Palardy; Signed **RB Stephen Houston**.
- **Aug. 15:** Waived (injured) WR/RS Kaelin Clay, who then reverted to IR; Signed rookie free agent **WR Darius White**; Activated OLB Terrell Suggs from the Physically Unable to Perform list.
- **Aug. 17:** Waived (injured) CB Sam Brown, who then reverted to IR; Activated WR Steve Smith from the Physically Unable to Perform list; Signed free agent **CB Carrington Byndom**.
- **Aug. 22:** Activated OLB Elvis Dumervil and WR Breshad Perriman from the Physically Unable to Perform list.
- **Aug. 29:** Waived G Jarell Broxton, DT Trevon Coley, WR Dobson Collins, C Anthony Fabiano, WR Chuck Jacobs, QB Jerrod Johnson, LB Mario Ojemudia and WR Darius White; Terminated the contract of vested veteran LB Kavell Conner; Placed CB Kyle Arrington and TE Benjamin Watson on Injured Reserve.
- **Aug. 30:** Waived K Wil Lutz; Placed RB Lorenzo Taliaferro on the Reserve/Physically Unable to Perform list; Placed DE Bronson Kaufusi and T Stephane Nembot on Injured Reserve.
- **Sept. 3:** Terminated the contracts of vested veterans G Vladimir Ducasse, RB Justin Forsett and QB Josh Johnson; Waived OLB Brennen Beyer, S Terrence Brooks, ILB Arthur Brown, TE Daniel Brown, WR Jeremy Butler, T Blaine Clausell, RB Stephen Houston, DE Kapron Lewis-Moore, OLB Victor Ochi, ILB Patrick Onwuasor, WR/RS Keenan Reynolds, C Matt Skura and CB Julian Wilson; Waived (injured) CB Carrington Byndom; Placed WR/RS Michael Campanaro, WR Chris Matthews and G/T De'Ondre Wesley on Injured Reserve.
- **Sept. 4:** Signed OLB Brennen Beyer, TE Daniel Brown, T Blaine Clausell, RB Stephen Houston, DT Kapron Lewis-Moore, LB Patrick Onwuasor, WR/RS Keenan Reynolds and C Matt Skura to the practice squad.
- **Sept. 5:** Placed DT Carl Davis and S Matt Elam on Injured Reserve; Signed RB Justin Forsett and **WR/RS Devin Hester**.
- **Sept. 6:** Signed G Jarell Broxton and **QB David Fales** to the practice squad.
- **Sept. 7:** Waived CB Carrington Byndom from Injured Reserve (injury settlement).
- **Sept. 13:** Waived WR/RS Michael Campanaro from Injured Reserve (injury settlement).
- **Oct. 4:** Terminated the contract of vested veteran RB Justin Forsett.

(Bold denotes first time player has joined the Ravens.)

GAME-BY-GAME STARTERS

OFFENSE

| GAME | WR | LT | LG | C | RG | RT | TE | WR | QB | RB | FB | OTHER |
|--------------------------|---------|----------------|-----------------|--------|-------|--------|----------|-----------|--------|---------|-----------|---------------|
| Sept. 11 vs. Buffalo | Wallace | Stanley | A. Lewis | Zuttzh | Yanda | Wagner | Pitta | Smith Sr. | Flacco | Forsett | Juszczzyk | |
| Sept. 18 at Cleveland | Wallace | Stanley | A. Lewis | Zuttzh | Yanda | Wagner | Pitta | Smith Sr. | Flacco | Forsett | n/a | Gillmore (TE) |
| Sept. 25 at Jacksonville | Wallace | Stanley | A. Lewis | Zuttzh | Yanda | Wagner | Gillmore | Smith Sr. | Flacco | Forsett | Juszczzyk | |
| Oct. 2 vs. Oakland | Wallace | Hurst | Jensen | Zuttzh | Yanda | Wagner | Pitta | Smith Sr. | Flacco | West | n/a | Gillmore (TE) |
| Oct. 16 at NY Giants | | | | | | | | | | | | |
| Oct. 23 at NY Jets | | | | | | | | | | | | |
| Nov. 6 vs. Pittsburgh | | | | | | | | | | | | |
| Nov. 10 vs. Cleveland | | | | | | | | | | | | |
| Nov. 20 at Dallas | | | | | | | | | | | | |
| Nov. 27 vs. Cincinnati | | | | | | | | | | | | |
| Dec. 4 vs. Miami | | | | | | | | | | | | |
| Dec. 12 at New England | | | | | | | | | | | | |
| Dec. 18 vs. Philadelphia | | | | | | | | | | | | |
| Dec. 25 at Pittsburgh | | | | | | | | | | | | |
| Jan. 1 at Cincinnati | | | | | | | | | | | | |

DEFENSE

| GAME | DT | DE | NT | SAM | MIKE | WILL | RUSH | RCB | LCB | SS | FS | OTHER |
|--------------------------|----------|-----|----------|-----------|--------|------|-------|----------|--------|--------|------|-------|
| Sept. 11 vs. Buffalo | Jernigan | Guy | Williams | McClellan | Mosley | Orr | Suggs | J. Smith | Wright | Weddle | Webb | |
| Sept. 18 at Cleveland | Jernigan | Guy | Williams | McClellan | Mosley | Orr | Suggs | J. Smith | Wright | Weddle | Webb | |
| Sept. 25 at Jacksonville | Jernigan | Guy | Williams | McClellan | Mosley | Orr | Suggs | J. Smith | Wright | Weddle | Webb | |
| Oct. 2 vs. Oakland | Jernigan | Guy | Williams | McClellan | Mosley | Orr | Suggs | J. Smith | Wright | Weddle | Webb | |
| Oct. 9 vs. Washington | | | | | | | | | | | | |
| Oct. 16 at NY Giants | | | | | | | | | | | | |
| Oct. 23 at NY Jets | | | | | | | | | | | | |
| Nov. 6 vs. Pittsburgh | | | | | | | | | | | | |
| Nov. 10 vs. Cleveland | | | | | | | | | | | | |
| Nov. 20 at Dallas | | | | | | | | | | | | |
| Nov. 27 vs. Cincinnati | | | | | | | | | | | | |
| Dec. 4 vs. Miami | | | | | | | | | | | | |
| Dec. 12 at New England | | | | | | | | | | | | |
| Dec. 18 vs. Philadelphia | | | | | | | | | | | | |
| Dec. 25 at Pittsburgh | | | | | | | | | | | | |
| Jan. 1 at Cincinnati | | | | | | | | | | | | |

Bold denotes first NFL start

2016 RAVENS STATISTICS

WON 3, LOST 1

| | | | |
|-------|---------|--------------------|--------|
| 09/11 | W 13- 7 | Buffalo | 71,104 |
| 09/18 | W 25-20 | at Cleveland | 67,431 |
| 09/25 | W 19-17 | at Jacksonville | 60,127 |
| 10/02 | L 27-28 | Oakland | 71,152 |
| 10/09 | | Washington | |
| 10/16 | | at New York Giants | |
| 10/23 | | at New York Jets | |
| 11/06 | | Pittsburgh | |
| 11/10 | | Cleveland | |
| 11/20 | | at Dallas | |
| 11/27 | | Cincinnati | |
| 12/04 | | Miami | |
| 12/12 | | at New England | |
| 12/18 | | Philadelphia | |
| 12/25 | | at Pittsburgh | |
| 01/01 | | at Cincinnati | |

| | | |
|--------------------------|----------------|----------------|
| | Balt. | Opp. |
| TOTAL FIRST DOWNS | 83 | 55 |
| Rushing | 17 | 9 |
| Passing | 54 | 43 |
| Penalty | 12 | 3 |
| 3rd Down: Made/Att | 24/61 | 20/56 |
| 3rd Down Pct. | 39.3 | 35.7 |
| 4th Down: Made/Att | 2/5 | 3/3 |
| 4th Down Pct. | 40.0 | 100.0 |
| POSSESSION AVG. | 32:25 | 27:35 |
| TOTAL NET YARDS | 1385 | 1024 |
| Avg. Per Game | 346.3 | 256.0 |
| Total Plays | 280 | 224 |
| Avg. Per Play | 4.9 | 4.6 |
| NET YARDS RUSHING | 377 | 320 |
| Avg. Per Game | 94.3 | 80.0 |
| Total Rushes | 102 | 87 |
| NET YARDS PASSING | 1008 | 704 |
| Avg. Per Game | 252.0 | 176.0 |
| Sacked/Yards Lost | 8/64 | 9/60 |
| Gross Yards | 1072 | 764 |
| Att./Completions | 170/108 | 128/84 |
| Completion Pct. | 63.5 | 65.6 |
| Had Intercepted | 4 | 5 |
| PUNTS/AVERAGE | 18/47.4 | 26/46.2 |
| NET PUNTING AVG. | 18/36.6 | 26/42.2 |
| PENALTIES/YARDS | 28/227 | 35/316 |
| FUMBLES/BALL LOST | 6/3 | 4/1 |
| TOUCHDOWNS | 7 | 10 |
| Rushing | 3 | 2 |
| Passing | 4 | 8 |
| Returns | 0 | 0 |

| | | | | | | |
|---------------------------|-----------|-----------|-----------|-----------|-----------|------------|
| * SCORE BY PERIODS | Q1 | Q2 | Q3 | Q4 | OT | PTS |
| TEAM | 12 | 29 | 16 | 27 | 0 | 84 |
| OPPONENTS | 27 | 21 | 7 | 17 | 0 | 72 |

| | | | | | |
|------------------|--------------------|--------------|--------------|----------|------------|
| * SCORING | TD-Ru-Pa-Rt | K-PAT | FG | S | PTS |
| Tucker | 0 0 0 0 | 5/5 | 11/11 | 0 | 38 |
| Wallace | 3 0 3 0 | | | 0 | 20 |
| Flacco | 2 2 0 0 | | | 0 | 12 |
| S. Smith | 1 0 1 0 | | | 0 | 6 |
| West | 1 1 0 0 | | | 0 | 6 |
| Young | 0 0 0 0 | | | 0 | 2 |
| TEAM | 7 3 4 0 | 5/5 | 11/11 | 0 | 84 |
| OPPONENTS | 10 2 8 0 | 9/10 | 1/4 | 0 | 72 |

2-Pt Conv: Wallace, Young, **TEAM 2-3**, **OPPONENTS 0-0**

SACKS: Jernigan 3, Suggs 3, Guy 1, Pierce 1, Urban 1, **TEAM 9**, **OPPONENTS 8**

FUM/LOST: Flacco 3/2, Hester 2/1, West 1/0

| | | | | | |
|------------------|------------|------------|------------|-------------|-----------|
| * RUSHING | No. | Yds | Avg | Long | TD |
| West | 54 | 232 | 4.3 | 21 | 1 |
| Forsett | 31 | 98 | 3.2 | 11 | 0 |
| Wallace | 3 | 19 | 6.3 | 11 | 0 |
| Allen | 3 | 13 | 4.3 | 5 | 0 |
| Flacco | 9 | 11 | 1.2 | 7t | 2 |
| Juszczyk | 1 | 2 | 2.0 | 2 | 0 |
| Perriman | 1 | 2 | 2.0 | 2 | 0 |
| TEAM | 102 | 377 | 3.7 | 21 | 3 |
| OPPONENTS | 87 | 320 | 3.7 | 85t | 2 |

| | | | | | |
|--------------------|------------|-------------|------------|-------------|-----------|
| * RECEIVING | No. | Yds | Avg | Long | TD |
| S. Smith | 24 | 281 | 11.7 | 52t | 1 |
| Pitta | 21 | 200 | 9.5 | 30 | 0 |
| Wallace | 14 | 210 | 15.0 | 66t | 3 |
| Forsett | 11 | 36 | 3.3 | 10 | 0 |
| Juszczyk | 10 | 87 | 8.7 | 17 | 0 |
| Perriman | 8 | 113 | 14.1 | 35 | 0 |
| Aiken | 6 | 28 | 4.7 | 16 | 0 |
| Gillmore | 4 | 43 | 10.8 | 22 | 0 |
| Moore | 4 | 30 | 7.5 | 13 | 0 |
| West | 4 | 29 | 7.3 | 15 | 0 |
| Allen | 2 | 15 | 7.5 | 8 | 0 |
| TEAM | 108 | 1072 | 9.9 | 66t | 4 |
| OPPONENTS | 84 | 764 | 9.1 | 47 | 8 |

| | | | | | |
|------------------------|------------|------------|------------|-------------|-----------|
| * INTERCEPTIONS | No. | Yds | Avg | Long | TD |
| Mosley | 2 | 0 | 0.0 | 0 | 0 |
| Orr | 1 | 8 | 8.0 | 8 | 0 |
| Young | 1 | 6 | 6.0 | 6 | 0 |
| Weddle | 1 | 0 | 0.0 | 0 | 0 |
| TEAM | 5 | 14 | 2.8 | 8 | 0 |
| OPPONENTS | 4 | 39 | 9.8 | 30 | 0 |

| | | | | | | | | |
|------------------|------------|-------------|-------------|-------------|-----------|-----------|-----------|----------|
| * PUNTING | No. | Yds | Avg | Net | TB | In | Lg | B |
| Koch | 18 | 854 | 47.4 | 36.6 | 1 | 4 | 60 | 0 |
| TEAM | 18 | 854 | 47.4 | 36.6 | 1 | 4 | 60 | 0 |
| OPPONENTS | 26 | 1202 | 46.2 | 42.2 | 2 | 11 | 62 | 0 |

| | | | | | | |
|-----------------------|------------|-----------|------------|-------------|-------------|-----------|
| * PUNT RETURNS | Ret | FC | Yds | Avg | Long | TD |
| Hester | 8 | 7 | 65 | 8.1 | 20 | 0 |
| TEAM | 8 | 7 | 65 | 8.1 | 20 | 0 |
| OPPONENTS | 12 | 2 | 175 | 14.6 | 47 | 0 |

| | | | | | |
|--------------------------|------------|------------|-------------|-------------|-----------|
| * KICKOFF RETURNS | No. | Yds | Avg | Long | TD |
| Hester | 8 | 240 | 30.0 | 60 | 0 |
| TEAM | 8 | 240 | 30.0 | 60 | 0 |
| OPPONENTS | 10 | 169 | 16.9 | 26 | 0 |

| | | | | | |
|----------------------|-------------|--------------|--------------|--------------|------------|
| * FIELD GOALS | 1-19 | 20-29 | 30-39 | 40-49 | 50+ |
| Tucker | 0/0 | 1/1 | 2/2 | 5/5 | 3/3 |
| TEAM | 0/0 | 1/1 | 2/2 | 5/5 | 3/3 |
| OPPONENTS | 0/0 | 0/0 | 0/0 | 1/2 | 0/2 |

Tucker: (50G, 37G) (52G, 49G, 41G) (43G, 42G, 37G, 53G)
(24G, 43G)

OPP: (49N) (52N) (49G, 52B) ()

| | | | | | | | | | | | | |
|------------------|------------|------------|-------------|-------------|----------------|-----------|------------|------------|-------------|-------------|----------------|---------------|
| * PASSING | Att | Cmp | Yds | Cmp% | Yds/Att | TD | TD% | Int | Int% | Long | SK/Lost | Rating |
| Flacco | 170 | 108 | 1072 | 63.5 | 6.31 | 4 | 2.4 | 4 | 2.4 | 66t | 8/64 | 79.3 |
| TEAM | 170 | 108 | 1072 | 63.5 | 6.31 | 4 | 2.4 | 4 | 2.4 | 66t | 8/64 | 79.3 |
| OPPONENTS | 128 | 84 | 764 | 65.6 | 5.97 | 8 | 6.3 | 5 | 3.9 | 47 | 9/60 | 86.2 |

2016 DEFENSIVE STATISTICS

from Press Box Stats

| Name | Total | Solo | Assists | Sacks | Yds. | INT | Yds. | PD | FF | FR |
|---------------------|------------|------------|-----------|----------|-----------|----------|-----------|-----------|----------|----------|
| Orr, Zach | 32 | 23 | 9 | 0 | 0 | 1 | 8 | 2 | 0 | 0 |
| Mosley, C.J. | 23 | 17 | 6 | 0 | 0 | 2 | 0 | 3 | 0 | 0 |
| Wright, Shareece | 21 | 20 | 1 | 0 | 0 | 0 | 0 | 2 | 0 | 0 |
| Weddle, Eric | 15 | 12 | 3 | 0 | 0 | 1 | 0 | 5 | 0 | 0 |
| Jernigan, Timmy | 12 | 8 | 4 | 3 | 17 | 0 | 0 | 2 | 0 | 0 |
| Suggs, Terrell | 11 | 9 | 2 | 3 | 21 | 0 | 0 | 0 | 0 | 0 |
| Smith, Jimmy | 9 | 9 | 0 | 0 | 0 | 0 | 0 | 1 | 0 | 0 |
| Webb, Lardarius | 8 | 8 | 0 | 0 | 0 | 0 | 0 | 1 | 0 | 0 |
| Williams, Brandon | 8 | 6 | 2 | 0 | 0 | 0 | 0 | 0 | 0 | 0 |
| Guy, Lawrence | 7 | 6 | 1 | 1 | 9 | 0 | 0 | 0 | 1 | 0 |
| McClellan, Albert | 7 | 4 | 3 | 0 | 0 | 0 | 0 | 0 | 0 | 0 |
| Smith, Za'Darius | 6 | 6 | 0 | 0 | 0 | 0 | 0 | 0 | 0 | 0 |
| Pierce, Michael | 5 | 3 | 2 | 1 | 6 | 0 | 0 | 0 | 0 | 0 |
| Young, Tavon | 5 | 5 | 0 | 0 | 0 | 1 | 6 | 1 | 0 | 1 |
| Judon, Matt | 3 | 2 | 1 | 0 | 0 | 0 | 0 | 0 | 0 | 0 |
| Urban, Brent | 3 | 2 | 1 | 1 | 7 | 0 | 0 | 0 | 0 | 0 |
| Levine Sr., Anthony | 2 | 1 | 1 | 0 | 0 | 0 | 0 | 0 | 0 | 0 |
| Powers, Jerraud | 1 | 1 | 0 | 0 | 0 | 0 | 0 | 0 | 0 | 0 |
| Correa, Kamalei | 0 | 0 | 0 | 0 | 0 | 0 | 0 | 1 | 0 | 0 |
| Totals | 178 | 142 | 36 | 9 | 60 | 5 | 14 | 18 | 1 | 1 |

2016 SPECIAL TEAMS STATISTICS

from Press Box Stats

| Name | Total | Solo | Assists | FF | FR | Blocked Kicks |
|---------------------|-----------|-----------|----------|----------|----------|---------------|
| Lewis, Kendrick | 4 | 4 | 0 | 1 | 0 | 0 |
| Levine Sr., Anthony | 3 | 3 | 0 | 0 | 0 | 0 |
| Young, Tavon | 3 | 3 | 0 | 0 | 0 | 0 |
| Canady, Maurice | 2 | 2 | 0 | 0 | 0 | 0 |
| Carter, Chris | 2 | 2 | 0 | 0 | 0 | 0 |
| McClellan, Albert | 2 | 2 | 0 | 0 | 0 | 0 |
| Correa, Kamalei | 1 | 1 | 0 | 0 | 0 | 0 |
| Cox, Morgan | 1 | 1 | 0 | 0 | 0 | 0 |
| Hester Sr., Devin | 1 | 1 | 0 | 0 | 0 | 0 |
| Juszczyk, Kyle | 1 | 1 | 0 | 0 | 0 | 0 |
| Koch, Sam | 1 | 1 | 0 | 0 | 0 | 0 |
| Moore, Chris | 1 | 1 | 0 | 0 | 0 | 0 |
| Orr, Zach | 1 | 1 | 0 | 0 | 0 | 0 |
| Williams, Maxx | 1 | 1 | 0 | 0 | 0 | 0 |
| Guy, Lawrence | 0 | 0 | 0 | 0 | 0 | 1 |
| Urban, Brent | 0 | 0 | 0 | 0 | 0 | 1 |
| Totals | 24 | 24 | 0 | 1 | 0 | 2 |

2016 SINGLE-GAME BESTS

| | |
|-------------------------------|---|
| Tackles: | 11 by Shareece Wright vs. Buf. (9/11) |
| Sacks: | 2 by Terrell Suggs at Jax. (9/25) |
| Interceptions: | 1 by four different players; last by C.J. Mosley & Zach Orr at Jax. (9/25) |
| Passes Defensed: | 2 by five different players; last by Shareece Wright vs. Oak. (10/2) |
| Forced Fumbles: | 1 by Lawrence Guy vs. Oak. (10/2) |
| Fumble Recoveries: | 1 by Tavon Young vs. Oak. (10/2) |
| Special Teams Tackles: | 3 by Tavon Young at Jax. (9/25) |

