



MIAMI DOLPHINS WEEKLY RELEASE

WEEK 3

CLEVELAND BROWNS (0-2) AT MIAMI DOLPHINS (0-2)

SUNDAY, SEPT. 25, 2016 | 1 PM ET | HARD ROCK STADIUM | MIAMI GARDENS, FLA.





2016 MIAMI DOLPHINS SCHEDULE

JULY 29

Dolphins hold first training camp practice of 2016 season

SEPT. 8, 11-12

Kickoff Weekend 2016

JAN. 29, 2017

Pro Bowl
Orlando, Fla.

FEB. 5, 2017

Super Bowl LI
Houston, Texas

APRIL 27-29, 2017

NFL Draft
Philadelphia, Pa.

PRESEASON

DATE	OPPONENT	STADIUM	TIME/ RESULT	NETWORK	RADIO	PRESENTING SPONSOR	GIVEAWAY
Fri., Aug. 12	at New York Giants	MetLife Stadium	W, 27-10	WFOR CBS4	560 WQAM KISS 99.9		
Fri., Aug. 19	at Dallas Cowboys	AT&T Stadium	L, 14-41	WFOR CBS4	560 WQAM KISS 99.9		
Thurs., Aug. 25	Atlanta Falcons	Camping World Stadium	W, 17-6	NBC	560 WQAM KISS 99.9		
Thurs., Sept. 1	Tennessee Titans	Hard Rock Stadium	L, 10-21	WFOR CBS4	560 WQAM KISS 99.9		

REGULAR SEASON

DATE	OPPONENT	STADIUM	TIME/ RESULT	NETWORK	RADIO	PRESENTING SPONSOR	GIVEAWAY
Sun., Sept. 11	at Seattle Seahawks	CenturyLink Field	L, 10-12	CBS	560 WQAM KISS 99.9		
Sun., Sept. 18	at New England Patriots	Gillette Stadium	L, 24-31	CBS	560 WQAM KISS 99.9		
Sun., Sept. 25	Cleveland Browns	Hard Rock Stadium	1 p.m.*	CBS	560 WQAM KISS 99.9	Publix	Jersey Flag Twirler
Thurs., Sept. 29	at Cincinnati Bengals	Paul Brown Stadium	8:25 p.m.	NFL Network	560 WQAM KISS 99.9		
Sun., Oct. 9	Tennessee Titans	Hard Rock Stadium	1 p.m.*	CBS	560 WQAM KISS 99.9		
Sun., Oct. 16	Pittsburgh Steelers	Hard Rock Stadium	1 p.m.*	CBS	560 WQAM KISS 99.9		
Sun., Oct. 23	Buffalo Bills	Hard Rock Stadium	1 p.m.*	CBS	560 WQAM KISS 99.9	AARP Foundation	Roller Banner
BYE WEEK							
Sun., Nov. 6	New York Jets	Hard Rock Stadium	1 p.m.*	CBS	560 WQAM KISS 99.9		
Sun., Nov. 13	at San Diego Chargers	Qualcomm Stadium	4:05 p.m.*	CBS	560 WQAM KISS 99.9		
Sun., Nov. 20	at Los Angeles Rams	Los Angeles Memorial Coliseum	4:05 p.m.*	FOX	560 WQAM KISS 99.9		
Sun., Nov. 27	San Francisco 49ers	Hard Rock Stadium	1 p.m.*	FOX	560 WQAM KISS 99.9		
Sun., Dec. 4	at Baltimore Ravens	M&T Bank Stadium	1 p.m.*	CBS	560 WQAM KISS 99.9		
Sun., Dec. 11	Arizona Cardinals	Hard Rock Stadium	1 p.m.*	FOX	560 WQAM KISS 99.9		
Sat., Dec. 17	at New York Jets	MetLife Stadium	8:25 p.m.	NFL Network	560 WQAM KISS 99.9		
Sat., Dec. 24	at Buffalo Bills	New Era Field	1 p.m.	CBS	560 WQAM KISS 99.9		
Sun., Jan. 1	New England Patriots	Hard Rock Stadium	1 p.m.*	CBS	560 WQAM KISS 99.9	Hard Rock Hotel Hollywood, FL	

* Game subject to flexible scheduling in Weeks 5-15 and Week 17
All times Eastern



All Dolphins games can be heard on 560 WQAM and Kiss 99.9, the flagship stations of the Miami Dolphins Radio Network, Dolphins.com and throughout South and Central Florida on stations that make up The Miami Dolphins Radio Network. In addition to the game broadcasts, the stations will feature expanded pre-, halftime and postgame shows. Dolphins fans who tune into Miami's Sportsradio 560 WQAM will have the opportunity to listen to live broadcasts of Head Coach Adam Gase's day-after game press conferences and "Dolphins Friday," a day of Dolphins' centric-content on the station featuring interviews with players, coaches, and team executives.

2016 AFC EAST STANDINGS

TEAM	W	L	PCT	PF	PA
Patriots	2	0	1.000	54	45
Jets	1	1	.500	59	54
Dolphins	0	2	.000	34	43
Bills	0	2	.000	38	50



WEEK 3: VS. CLEVELAND TABLE OF CONTENTS

MEDIA INFORMATION	2-3
TEAM NOTES	4-5
OFFENSIVE PLAYER NOTES	6-7
DEFENSIVE PLAYER NOTES	8-9
SPECIAL TEAMS NOTES	10
WHAT TO LOOK FOR IN 2016	11
THE DOLPHINS VS. THE BROWNS	12-14
THE LAST TIME THEY MET...	15
FREE AGENCY TRACKER	16
2016 ROOKIE CLASS	17
HARD ROCK STADIUM MODERNIZATION	18-19
DOLPHINS ON THE AIR	20
RISE YOUTH PROGRAM AWARDS	21
IN THE COMMUNITY	22
DEPTH CHART	23
PROJECTED CONTRIBUTORS	24-25
TRANSACTIONS	26-27
NUMERICAL ROSTER	28
ALPHABETICAL ROSTER	29
POSITIONAL ROSTER/PRONUNCIATIONS	30
HOW THEY WERE ACQUIRED	31
2016 GAME RECAPS	32-33
STEPHEN M. ROSS	34
MIKE TANNENBAUM	35
CHRIS GRIER	36
ADAM GASE	37
THE COACHING STAFF	38-39
PLAYER BIOS	41-95
SUPPLEMENTAL STATISTICS	97-109
THE LAST TIME...	110-115
LAST WEEK'S GAME BOOK	116-134
NFL STANDINGS	135



WEEKLY MEDIA SCHEDULE: WEEK 3 - CLEVELAND

20 TUE	21 WED	22 THU	23 FRI	24 SAT	25 SUN	26 MON
No media availability	<p><u>Open Locker Room</u> 11:35 a.m. - 12:20 p.m.</p> <p><u>Practice*</u> 1:15 - 3 p.m.</p> <p>Head Coach Adam Gase available following practice (media work room)</p> <p><u>Conference Calls</u> 11:30 a.m.- QB Cody Kessler 3:30 p.m. - Hue Jackson</p>	<p><u>Open Locker Room</u> 11:35 a.m. - 12:20 p.m.</p> <p><u>Coordinators</u> 11:35 am (interview room in lobby)</p> <p><u>Practice*</u> 1:15 - 3 p.m.</p> <p>Head Coach Adam Gase available following practice (media work room)</p>	<p><u>Practice*</u> 1:15 - 3 p.m.</p> <p><u>Open Locker Room</u> Following practice</p> <p>Head Coach Adam Gase available following practice (media work room)</p>	No media availability	<p><u>Week 3 vs. Cleveland Kickoff</u> - 1 p.m. TV - CBS</p>	TBD - Head Coach Adam Gase Press Conference

* Practice will be open to media for approximately 30 minutes

PREGAME/IN-GAME ENTERTAINMENT



DOLPHINS ON THE AIR

Television:	WFOR-TV (CBS 4 - Miami-Ft. Lauderdale), WBBH/NBC (2) and WBBH-D2/Comcast (Spanish) (216 - Naples/Ft. Myers), WTVX-CW (34) WWHB (Spanish) (48 - West Palm Beach/Treasure Coast) and WRDQ (27 - Orlando)	
Broadcasters:	Spero Dedes - Play-By-Play Solomon Wilcots - Color Analyst	
Local Radio:	Dolphins Radio Network KISS 99.9-FM WQAM 560-AM	
Broadcasters:	Jimmy Cefalo - Play-By-Play Bob Griese - Color Analyst Joe Rose - Color Analyst Kim Bokamper - Sideline	
Spanish Radio:	Dolphins Spanish Radio WNMA-1210 AM	
Broadcasters:	Raul Striker Jr. - Play-By-Play Eduardo Martell - Color Analyst	

Game Day Sponsor: Publix

Game Day Giveaway: Jersey Flag Twirler

National Anthem: Specialist Michelle Dillon of the 13th Army Band of the National Guard

Colors Presented By: United States Marine Corps 4th Civil Affairs Group Color Guard

Flyover: Two A-10C Warthog attack jets from the 75th Fighter Squadron stationed at Moody AFB, Ga.

Pregame Entertainment: Cheerleader Performance

Alumni Captains: Mark Duper, Kim Bokamper, Bob Brudzinski and Joe Rose

Everyday Heroes: Retired Sergeant Thomas McKee and Retired Sergeant Luis Lalama

Halftime Entertainment: Cheerleader Performance

HUGGIES NO BABY UNHUGGED

The Miami Dolphins have partnered with Huggies No Baby Unhugged to provide diaper donations to local families in need. Fans with tickets to Sunday's game at Hard Rock Stadium can bring an unopened pack of Huggies diapers to donate for entry into a special pregame event with Sam Madison and Louis Oliver. Each fan that donates also will be entered for a chance to win prizes.

COMMUNICATIONS DEPARTMENT

INTERVIEW REQUESTS

All interview requests for Miami Dolphins executives, coaches and players should go through the Dolphins Communications Department. These should be submitted no later than 24 hours in advance.



JASON JENKINS

Sr. Vice President, Communications & Community Affairs

O: 954-452-7174
M: 954-290-6864
JJenkins@dolphins.com



MATT TAYLOR

Director of Football Communications

O: 954-452-7179
M: 954-649-7505
MattTaylor@dolphins.com



THERESA MANAHAN

Corporate Communications Manager

O: 305-943-1451
M: 904-838-7160
TManahan@dolphins.com



BRETT BRECHEISEN

Football Communications Manager

O: 954-452-7190
M: 954-663-1255
BBrecheisen@dolphins.com



RENZO SHEPPARD

Football Communications Manager

O: 954-452-7144
M: 904-616-1538
RSheppard@dolphins.com



GAYLE BADEN

Communications Coordinator

O: 954-452-7173
M: 954-610-8660
GBaden@dolphins.com



SYDNEY WADE

Communications Coordinator

O: 954-452-7198
M: 305-720-5131
SWade@dolphins.com



MIAMI DOLPHINS MEDIA WORKROOM ACCESS & PARKING INFORMATION FOR THE 2016 SEASON

As a reminder, the workroom for accredited media covering the Miami Dolphins is located behind the Dolphins Pro Shop at the Baptist Health Training Facility at Nova Southeastern University. Access to the media workroom is granted by the Communications Staff to members of the media upon their arrival at training camp.

Parking passes are distributed by the Communications Department. The passes **need to be clearly displayed** to gain entry into the media parking areas. Media parking is available at the Nova Southeastern University Medical School garage (HPD Garage), which is next to the Dolphins Pro Shop, and located near the intersection of University Drive and S.W. 30th Street, between Griffin Road and I-595. Access to this garage is off University Drive and S.W. 30th Street. In the event the HPD Garage is full, the overflow media parking will be in the AUX Parking Lot next to the NOVA Softball fields.

PLEASE NOTE – ALL MEDIA ARE ASKED TO PARK ON THE SECOND FLOOR OF THE HPD GARAGE. PARKING ON THE FIRST FLOOR IS RESERVED FOR NOVA PATIENTS ONLY. THE GARAGE WILL BE MONITORED BY NOVA AND THOSE WHO PARK ON THE FIRST FLOOR WILL BE TICKETED.

PLEASE PREARRANGE ALL LIVE TRUCK PARKING through the Miami Dolphins Communications Department.

DIRECTIONS TO PARKING GARAGE AT NOVA SOUTHEASTERN UNIVERSITY

FROM I-95 OR FLORIDA'S TURNPIKE

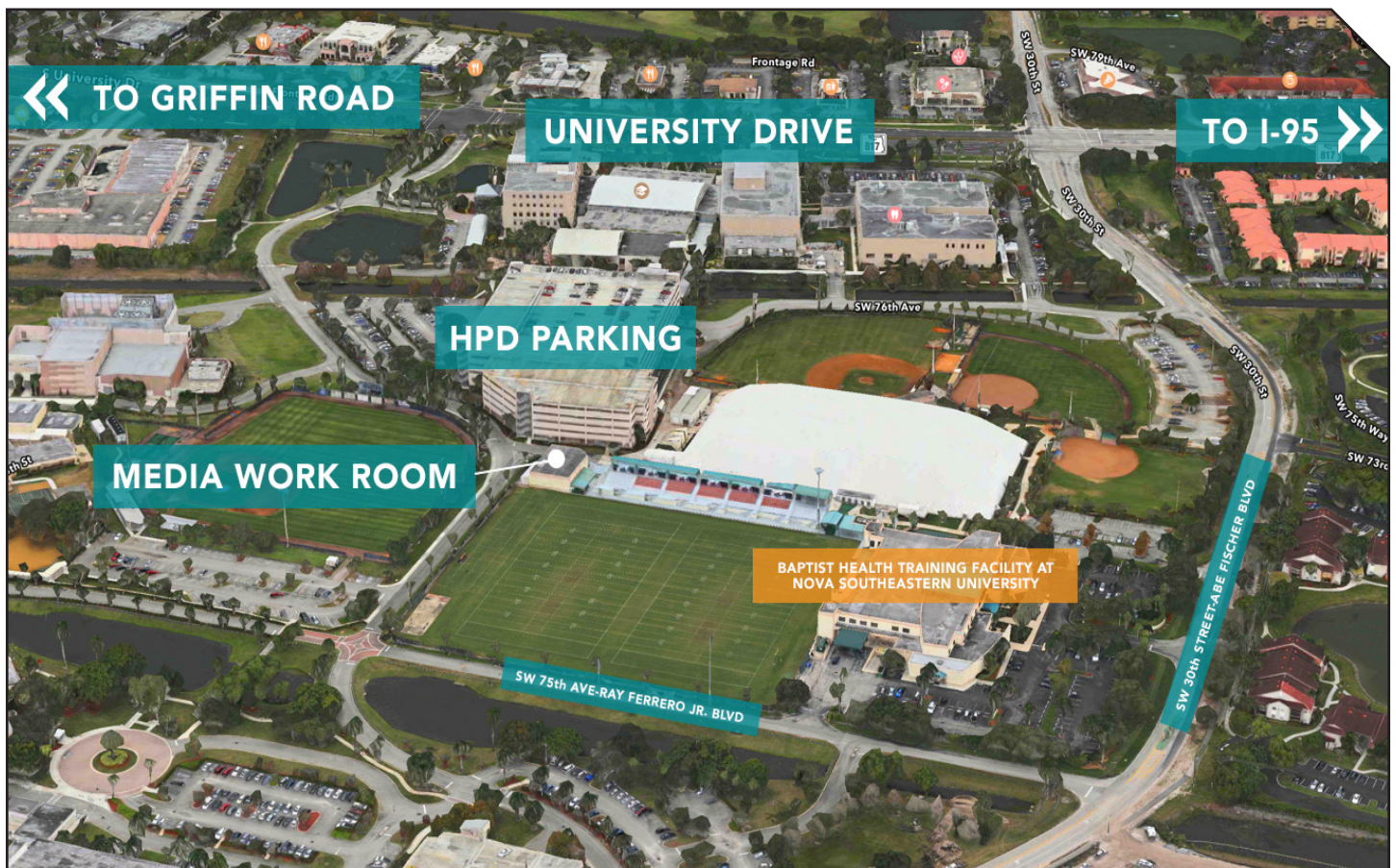
Exit at I-595; proceed west to University Drive exit
Turn left (south) onto University Drive
Proceed to S.W. 30th Street (Abe Fischler Blvd.) turn left (east)
Proceed past the Miami Dolphins facility to Ray Ferrero Jr. Blvd.
Turn right and parking garage will be on your right.

UNIVERSITY DRIVE

From north of I-595
Take University Drive south past I-595 to S.W. 30th Street (Abe Fischler Blvd.) turn left (east).
Proceed past the Miami Dolphins facility to Ray Ferrero Jr. Blvd.
Turn right and parking garage will be on your right.

FROM SOUTH OF GRIFFIN ROAD

Take University Drive north past Griffin Road to S.W. 30th Street (Abe Fischler Blvd.) turn right (east)
Proceed past the Miami Dolphins facility to Ray Ferrero Jr. Blvd.
Turn right and parking garage will be on your right.





TEAM NOTES

DOLPHINS OPEN 2016 HOME SCHEDULE

The Dolphins will begin their **30th season - and first under the new canopy - at Hard Rock Stadium** when they play their **initial home game of the 2016 regular season** against the **Cleveland Browns on Sunday, Sept. 25 at 1 p.m.** Hard Rock Stadium **first hosted Dolphins games in 1987.**

The Dolphins will play **four of their next five contests at home**, beginning Sunday with the Browns game. Miami will also host Tennessee (Week 5), Pittsburgh (Week 6), Buffalo (Week 7) and the N.Y. Jets (Week 9) over the next seven weeks with a game at Cincinnati (Week 4) and a bye week (Week 8) mixed in.

FIRST REGULAR SEASON GAME AT MODERNIZED HARD ROCK STADIUM

Sunday's contest will be the Dolphins' first regular season game held in the **newly modernized Hard Rock Stadium**. For the 2016 season, a **state-of-the-art canopy** was installed that will keep as many as **92 percent of the spectators in the shade and protected from the rain** along with **four giant high-definition video boards.**

The \$500 million renovation is being **privately funded by Stephen Ross.**

For more information on the modernization project, please visit page 18-19 of the weekly release.

THE BEGINNING OF THE GASE ERA

Adam Gase was named the **12th head coach in Miami Dolphins history** on Jan. 9, 2016. Here is a look at all 12 Dolphins head coaches in the franchise's 50-year history:

ALL-TIME MIAMI DOLPHINS HEAD COACHES

HEAD COACH	COLLEGE	YEAR	RECORD
George Wilson	Northwestern	1966-69	15-39-2
Don Shula	John Carroll	1970-95	257-133-2
Jimmy Johnson	Arkansas	1996-99	36-28
Dave Wannstedt	Pittsburgh	2000-04	42-31
Jim Bates*	Tennessee	2004	3-4
Nick Saban	Kent State	2005-06	15-17
Cam Cameron	Indiana	2007	1-15
Tony Sparano	New Haven	2008-11	29-32
Todd Bowles*	Temple	2011	2-1
Joe Philbin	Washington & Jefferson	2012-15	24-28
Dan Campbell*	Texas A&M	2015	5-7
ADAM GASE	MICHIGAN STATE	2016-	0-2

* Interim Head Coach



GASE BY THE NUMBERS

14 NFL offense or scoring records set or tied by the 2013 Denver Broncos when Gase was the offensive coordinator – points (606), touchdowns (76), players with 10 or more touchdowns (5), passing first downs (293), games with 50-plus points (3), points in the second half (318), individual passing yards (Peyton Manning, 5,477), individual passing touchdowns (Peyton Manning, 55), longest field goal (Matt Prater, 64 yards), most extra points (Matt Prater, 75), most four-touchdown passing games (Peyton Manning, 9), most two-touchdown passing games (Peyton Manning, 15), most 400-yard passing games (Peyton Manning, 4) and most 90-plus passer rating games (Peyton Manning, 15).

13 Pro Bowl selections (nine different players) under Gase in his eight years as a position coach or coordinator – RB C.J. Anderson, T Ryan Clady, WR Brandon Lloyd, WR Brandon Marshall, QB Peyton Manning (3 times), WR Emmanuel Sanders, WR Demaryius Thomas (2 times), TE Julius Thomas (2 times) and G Louis Vasquez.

606 Points scored by the 2013 Denver Broncos with Gase as the offensive coordinator, **the most in a single season in NFL history.**

5,477 Passing yards for QB Peyton Manning in 2013 with Gase as the offensive coordinator, **the most by any NFL player in a single season.**

4 AFC West titles won by the Denver Broncos during the six seasons that Gase was on the coaching staff.

6.7 Points per game more than the NFL average that Gase's teams have scored in his three seasons as an NFL offensive coordinator.

2.31 Touchdown to interception ratio by quarterbacks that Gase coached in his six seasons as an NFL offensive coordinator or quarterbacks coach. The average touchdown to interception ratio in the past six years is 1.64, **a full 0.67 lower** than quarterbacks Gase has coached.

6,425.7 Average number of yards that Gase's offenses have gained per season in his three years as an NFL offensive coordinator – **829.4 more yards per season than the average NFL team** in that span.

5 Seasons that Gase's teams have finished in the top half of the NFL in total offense in the eight seasons he has been an NFL position coach or coordinator.

.646 Winning percentage of Gase's teams when he served as offensive coordinator from 2013-15.

192 Total touchdown passes thrown by Gase's quarterbacks in the six years he has been an NFL offensive coordinator or quarterbacks coach – **an average of 32 per season.**



TEAM NOTES

DOLPHINS HEAD COACHES IN HOME OPENERS

New Miami Dolphins head coaches have fared pretty well in the first home game of the season as Head Coach Adam Gase prepares for his first regular season game inside Hard Rock Stadium. New coaches have **won five of their eight home openers for the Dolphins**, including Don Shula, who won his first home opener 20-13 over Oakland on Oct. 3, 1970.

NEW DOLPHINS HEAD COACHES IN HOME OPENERS

HEAD COACH	DATE	OPPONENT	SCORE
George Wilson	9/2/66	Oakland	L, 14-23
Don Shula	10/3/70	Oakland	W, 20-13
Jimmy Johnson	9/1/96	New England	W, 24-10
Dave Wannstedt	9/3/00	Seattle	W, 23-0
Nick Saban	9/11/05	Denver	W, 34-10
Cam Cameron	9/16/07	Dallas	L, 20-37
Tony Sparano	9/7/08	N.Y. Jets	L, 14-20
Joe Philbin	9/16/12	Oakland	W, 35-13
ADAM GASE	9/25/16	CLEVELAND	

TOUGHEST OPENING MONTH IN THE NFL

The Dolphins and new Head Coach Adam Gase are wasting no time being tested in the early part of the 2016 season. Miami has the **NFL's toughest schedule in the first month of the season** with games at Seattle (Week 1), New England (Week 2) and Cincinnati (Week 4) and a home game against Cleveland (Week 3).

In fact, one could argue that Miami's first two games were **the most challenging opening two weeks of an NFL schedule since 2004**. That was the last time a team (Indianapolis) opened their season with **two road games against teams that combined for at least 22 wins the previous season** - the same total of Miami's first two opponents, Seattle and New England, in 2015.

Here are some other facts about the first month of Miami's schedule:

- The Dolphins were the **only team in the NFL** who opened with **two road games against playoff teams** from 2015.
- Miami is **the only NFL team playing three of their first four games on the road against playoff teams** from a year ago.
- The Dolphins were **one of just two teams** that begin their season with **two games against playoff squads from 2015** (Pittsburgh is the other).
- Miami is **one of just three NFL teams** that played its **first two games on the road** (Cincinnati and Green Bay are the other two).
- The Dolphins are **one of three teams** who play **three of their first four games against playoff teams** from the 2015 season (Pittsburgh and N.Y. Jets are the other two).
- Miami is **one of five NFL teams** who play **three of their first four games on the road** (joining Detroit, Los Angeles, Cleveland and Oakland).

NUMEROUS NEWCOMERS

Not only do the Dolphins have a new head coach in **Adam Gase**, but **22 players, or 41.5 percent**, of the team's current 53-man roster are new faces from the end of the 2015 season.

TYPE OF ACQUISITION	NO.
Free Agent	11
Drafted	6
Unrestricted Free Agent	2
Trade	2
Waivers	1
TOTAL	22

* Roster as of Sept. 19, 2016

BREAKING DOWN THE DOLPHINS ROSTER:

Here is how the Dolphins' 53-man roster breaks down:

- There are 25 offensive players, 25 defensive players and three specialists.
- Of the 53 players on Miami's roster, **23 of them (43.4 pct.) were drafted by the Dolphins**.
- Miami also has six undrafted college free agents on the roster that began their NFL careers with the Dolphins, bringing the total to **29 of the 53 players (54.7 pct.) that began their NFL careers with the Dolphins**.
- Of Miami's 53 players, **15 of them (28.3 pct.) were not selected in the NFL draft**.
- A total of **42 of the 53 players (79.2 pct.) are 28 years old or younger**.

THE DOLPHINS ROSTER:

BY DRAFT ROUND:

ROUND	NO.
1st	8 players
2nd or 3rd	14 players
4th or 5th	11 players
6th or 7th	5 players
Undrafted	15 players

BY EXPERIENCE:

YEARS	NO.
Rookie-1	9 players
2-3	14 players
4-5	12 players
6-9	15 players
10-plus	3 players

BY AGE:

AGE	NO.
22-24	21 players
25-28	21 players
29-32	9 players
33-plus	2 players

* All ages as of kickoff date (9/25/16)

UP NEXT: THE CINCINNATI BENGALS

The Dolphins will hit the road again on a short week for their **first nationally-televised game of the season** when they travel to Cincinnati to face off with the **Bengals on Thursday Night Football on Thurs., Sept. 29 at 8:25 p.m.** The game will air on NFL Network. The Dolphins have **won three in a row against the Bengals**, having last defeated Cincinnati on Oct. 31, 2013 when **DE Cameron Wake recorded a sack of QB Andy Dalton for a safety in overtime, giving Miami a 22-20 win**. The Dolphins hold the all-time regular season series lead, 15-5, and **haven't lost to Cincinnati since Dec. 30, 2007**.



OFFENSE NOTES

TANNEHILL'S SECOND HALF AT NEW ENGLAND

QB Ryan Tannehill will enter Sunday's game vs. Cleveland **coming off one of the best halves of his career**. In the second half last week at New England, Tannehill completed **22-of-27 passes (81.5 pct.) for 273 yards, two touchdowns and a 118.1 passer rating**. The 273 passing yards by Tannehill were **the most in a half of his career and tied for the sixth-most in a half in team history**.

Here is a look at some of Tannehill's best halves:

MOST PASSING YARDS IN A HALF (TANNEHILL)

RNK	OPPONENT	DATE	HALF	YDS
1.	at New England	9/18/16	2H	273
2.	at N.Y. Jets	11/29/15	2H	268
3.	vs. Minnesota	12/21/14	2H	236
4.	vs. Houston	10/25/15	1H	231
5.	at Arizona	9/30/12	1H	219
	at New England	10/29/15	2H	219

ONE OF TANNEHILL'S BEST PERFORMANCES

QB Ryan Tannehill's numbers from last week were not only solid in the second half but his game totals were also among the best of his career. **His 389 passing yards rank No. 3 in his five-year NFL career** while his 32 completions are also third. The 389 passing yards also are **the most by an AFC quarterback in a single game this season**.

TANNEHILL AMONG THE NFL'S BEST

With his 4,208 yards passing in 2015, combined with his 4,045 yards passing in 2014, 3,913 yards passing in 2013 and 3,294 yards passing as a rookie in 2012, **QB Ryan Tannehill** entered 2016 with 15,460 career passing yards, the **third-most passing yards in NFL history** by a quarterback in the **first four seasons of their careers**:

MOST PASSING YARDS - FIRST FOUR YEARS OF NFL CAREER

RNK	PLAYER	TEAM	YEARS	PASS YDS
1.	Peyton Manning	Indianapolis	1998-2001	16,418
2.	Dan Marino	Miami	1983-86	16,177
3.	RYAN TANNEHILL	MIAMI	2012-15	15,460
4.	Andrew Luck	Indianapolis	2012-15	14,838
5.	Andy Dalton	Cincinnati	2011-14	14,758

TANNEHILL'S ACCURACY

QB Ryan Tannehill has showcased good accuracy throughout his four years as the Dolphins' starting quarterback. His **career completion percentage ranks No. 2 in franchise history** (minimum 250 attempts) and he is the team's all-time career leader in the statistic among Dolphins quarterbacks who have attempted at least 1,000 passes:

ALL-TIME DOLPHINS CAREER LEADERS (COMPLETION PCT.) (MIN. 250 ATTEMPTS)

RNK	PLAYER	YEARS	ATT	CMP	PCT
1.	Chad Pennington	2008-10	552	373	67.6
2.	RYAN TANNEHILL	2012-16	2,322	1,440	62.0
3.	Chad Henne	2009-11	1,065	646	60.7
4.	Matt Moore	2011-14	377	226	59.9
5.	Dan Marino	1983-99	8,358	4,967	59.4

RYAN THE RUNNER

QB Ryan Tannehill has not only been an effective passer, but he has also showcased his mobility and running ability during his five-year NFL career. Tannehill is **second in Dolphins history in career rushing yards by a quarterback**, and trails the all-time leader Bob Griese by just 42 rushing yards.

MOST CAREER RUSHING YARDS BY A DOLPHINS QB

RNK	PLAYER	YEARS	ATT	YDS	AVG	TD
1.	Bob Griese	1967-80	261	994	3.8	7
2.	RYAN TANNEHILL	2012-16	188	953	5.1	6
3.	Jay Fiedler	2000-04	201	834	4.1	11
4.	David Woodley	1980-83	173	771	4.5	9
5.	Chad Henne	2008-11	66	196	3.0	2

UNDRAFTED MOTIVATION

RB Arian Foster may not have been drafted when he entered the NFL with the Houston Texans in 2009, but that hasn't stopped him from being **one of the best undrafted rushers the NFL has ever seen**. In fact, Foster - who joined the Dolphins as a free agent in 2016 - has rushed for 6,519 yards and 54 touchdowns during his eight-year NFL career and both numbers **rank No. 2 all-time** among undrafted NFL players:

ALL-TIME RUSHING YARDS (UNDRAFTED PLAYERS)

RNK	PLAYER	YEARS	RUSH YDS
1.	Priest Holmes	1997-2007	8,172
2.	ARIAN FOSTER	2009-16	6,519
3.	Fred Jackson	2007-15	5,746
4.	Willie Parker	2004-09	5,378
5.	Kevin Mack	1985-93	5,123

ALL-TIME RUSHING TOUCHDOWNS (UNDRAFTED PLAYERS)

RNK	PLAYER	YEARS	RUSH TDs
1.	Priest Holmes	1997-2007	86
2.	ARIAN FOSTER	2009-16	54
3.	Kevin Mack	1985-93	46
4.	BenJarvus Green-Ellis	2008-13	42
5.	Mike Tolbert	2008-16	33
	LeGarrette Blount	2010-16	33

PARKER SETS NEW CAREER HIGHS

WR DeVante Parker had the best statistical performance of his young career last week at New England when the second-year player **set a career high with eight receptions and matched his career high with 106 receiving yards**. Although Parker missed the first game of the 2016 season due to injury, **he has now posted 106 receiving yards in each of his past two performances**.

All of Parker's eight receptions for 106 yards last week at New England came in the second half of the game. He was **the first Dolphins player with 100-plus receiving yards in a half since WR Jarvis Landry** had 115 yards in the second half at the N.Y. Jets on Nov. 29, 2015.



OFFENSE NOTES

PARKER MAKES THE MOST OF HIS OPPORTUNITIES

WR DeVante Parker - Miami's first-round draft pick in 2015 - led all NFL rookies with a 19.0 yards per catch average in 2015. The mark was also the **best ypc average ever posted by a rookie in Dolphins history** (minimum 20 receptions):

HIGHEST YPC AMONG ALL-TIME DOLPHINS ROOKIES

RNK	PLAYER	YEAR	REC.	YARDS	AVG.
1.	DeVANTE PARKER	2015	26	494	19.0
2.	Chris Chambers	2001	48	883	18.4
3.	Ferrell Edmunds	1988	33	575	17.4
4.	Nat Moore	1974	37	605	16.4
5.	Brian Hartline	2009	31	506	16.3

100-YARD DUO

WR Jarvis Landry and **WR DeVante Parker** each topped 100 receiving yards last week at New England. It marked the **first time two Dolphins players hit that plateau** in the same game since **WR Rishard Matthews (115) and Landry (110)** did it at Jacksonville on Sept. 20, 2015.



FASTEST TO 200

With seven receptions in Week 1 at Seattle, Landry topped the 200-reception plateau in **just his 33rd career game**. Landry became the **fastest player to 200 receptions in NFL history**, topping RB Reggie Bush and WR Anquan Boldin, who both caught their 200th career passes in their 34th career game. Landry enters the Cleveland game with 211 career grabs.

SECOND-FASTEST TO 2,000

WR Jarvis Landry reached **2,000 career receiving yards** last week at New England in **just his 34th career game**. He becomes the **second-fastest Dolphins player to top the 2,000-yard mark** after **WR Mark Duper** did so in 28 career games.

RECORD-SETTING 2015 PERFORMANCE

WR Jarvis Landry set a single-season Dolphins record with 110 receptions during the 2015 campaign. In fact, coupled with his 84 receptions as a rookie in 2014, he claims **two of the top-five single-season reception totals** in franchise history:

MOST RECEPTIONS IN A SINGLE-SEASON IN DOLPHINS HISTORY

RNK	PLAYER	YEAR	RECEPTIONS
1.	JARVIS LANDRY	2015	110
2.	O.J. McDuffie	1998	90
3.	Mark Clayton	1988	86
	Brandon Marshall	2010	86
5.	JARVIS LANDRY	2014	84

JUICE CATCHES EVERYTHING

WR Jarvis Landry leads the NFL with **17 receptions through Week 2**, and the third-year pro is picking up right where he left off last season.

Landry finished the 2015 campaign with 194 receptions over his first two years, which is the **most in NFL history by a player in his first two NFL seasons**. The total helped him earn the first Pro Bowl bid of his career in 2015:

MOST RECEPTIONS - FIRST TWO YEARS OF NFL CAREER

RNK	PLAYER	TEAM	YEARS	REC.
1.	JARVIS LANDRY	MIAMI	2014-15	194
2.	Odell Beckham Jr.	N.Y. Giants	2014-15	187
3.	Marques Colston	New Orleans	2006-07	168
4.	A.J. Green	Cincinnati	2011-12	162
5.	Reggie Bush	New Orleans	2006-07	161
	Larry Fitzgerald	Arizona	2004-05	161

STILLS AVERAGES 16.5 YARDS PER RECEPTION

WR Kenny Stills is among the NFL's best at making the most of his receptions. During his three-year NFL career, Stills has averaged 16.5 yards per catch, the **eighth-best mark in the NFL** during that time (2013-present) (minimum 60 receptions):

HIGHEST YPC IN THE NFL (2013-PRESENT)

RNK	PLAYER	TEAMS	REC.	YARDS	AVG.
1.	DeSean Jackson	Phi./Wash.	177	3,171	17.9
2.	Malcom Floyd	San Diego	88	1,566	17.8
3.	Josh Gordon	Cleveland	111	1,949	17.6
4.	Martavis Bryant	Pittsburgh	76	1,314	17.3
5.	Torrey Smith	Bal./SF	152	2,626	17.3
6.	Chris Givens	St.Louis/Bal.	65	1,081	16.6
7.	Michael Floyd	Arizona	169	2,800	16.6
8.	KENNY STILLS	NO/MIAMI	125	2,067	16.5
9.	Justin Hunter	Tenn./Mia.	68	1,116	16.4
10.	Terrance Williams	Dallas	136	2,231	16.4

PROTECTION UP FRONT IN NEW ENGLAND

The Dolphins offensive line **held the New England Patriots without a sack** in Week 2. It **snapped a Patriots streak of 30 consecutive games with a sack** dating back to Week 3 of the 2014 season.

FIRST-ROUND LINEMEN

Of the five offensive linemen listed as projected starters on Miami's depth chart, **four of the five were first-round draft picks**. Three of the five projected starters were drafted by Miami:

DOLPHINS PROJECTED OFFENSIVE LINE STARTERS

POS	PLAYER	YEAR	RD	OVR	TEAM
LT	Branden Albert	2008	1	15	Kansas City
LG	Laremy Tunsil	2016	1	13	Miami
C	Mike Pouncey	2011	1	15	Miami
RG	Jermon Bushrod	2007	4	125	New Orleans
RT	Ja'Wuan James	2014	1	19	Miami



DEFENSE NOTES

ONE OF THE BEST: CAMERON WAKE

Simply put, **DE Cameron Wake** is one of the best pass rushers to ever wear a Dolphins uniform. The eighth-year pro began his career in the Canadian Football League before he made Miami's 53-man roster in 2009. Since then, Wake has compiled three double-digit sack campaigns, six consecutive seasons of seven-plus sacks and is **second in team history** in all-time career sacks:



DOLPHINS ALL-TIME CAREER SACK LEADERS

RNK	PLAYER	YEARS	SACKS
1.	Jason Taylor	1997-07, 09, 11	131.0
2.	CAMERON WAKE	2009-16	70.0
3.	Bill Stanfill	1969-76	67.5
4.	Doug Betters	1978-87	65.5
5.	Vern Den Herder	1971-82	64.0

Wake is also one of the best undrafted pass rushers in NFL history. With 70.0 career sacks, he is **sixth in NFL history** (since sacks were recognized as an official statistic in 1982) for most career sacks by players who were undrafted:

NFL ALL-TIME CAREER SACK LEADERS (UNDRAFTED PLAYERS)

RNK	PLAYER	YEARS	SACKS
1.	Reggie White	1985-2000	198.0
2.	John Randle	1990-2003	137.5
3.	William Fuller	1986-98	100.5
4.	Lee Williams	1984-93	82.5
5.	James Harrison	2004-16	76.5
6.	CAMERON WAKE	2009-16	70.0
7.	Chris Clemons	2004-15	69.0
8.	Adewale Ogunleye	2001-10	67.0
9.	James Hall	2000-11	63.0
10.	Keith Willis	1982-93	59.0

At 34 years old, **Wake** is the **oldest non-specialist on the Dolphins roster**. His seven sacks in 2015 marked the sixth consecutive season that Wake has posted seven-plus sacks, joining Green Bay Packers DE Julius Peppers as the **only two NFL players with seven-plus sacks in the past six consecutive seasons**.

Wake's consistency has placed him among the NFL's elite pass rushers. Since he entered the league in 2009, Wake is **tied for fourth among the NFL's sack leaders** during that span.

NFL SACK LEADERS (2009-PRESENT)

RNK	PLAYER	TEAMS	SACKS
1.	DeMarcus Ware	Dal./Den.	83.0
2.	Jared Allen	Min./Chi.	78.5
3.	J.J. Watt	Houston	76.0
4.	CAMERON WAKE	MIAMI	70.0
	Elvis Dumervil	Den./Bal.	70.0

SACKS BY SUH

The Dolphins knew they were adding a defensive playmaker when they signed **DT Ndamukong Suh** during the 2015 offseason. Suh has not disappointed, as the Nebraska product is **second among all NFL defensive tackles in sacks** from 2010 - the year he entered the league - to present. Here is a look at how Suh's sacks stack up:

MOST SACKS BY NFL DEFENSIVE TACKLES (2010-PRESENT)

RNK	PLAYER	TEAMS	SACKS
1.	Geno Atkins	Cin.	44.0
2.	NDAMUKONG SUH	DET./MIA.	43.0
3.	Gerald McCoy	TB	36.5
4.	Marcell Dareus	Buffalo	30.5
	Justin Smith	SF	30.5

STUFFS BY SUH

Not only is **DT Ndamukong Suh** a great interior pass rusher, but the Nebraska product also disrupts rushing plays behind the line of scrimmage. Since he entered the NFL as a first-round pick in 2010, Suh **leads all defensive tackles with 45.5 stuffs**. He has 14.5 more stuffs, or **46.8 percent more**, than Carolina's **Paul Soliai**, who checks in at No. 2. A stuff is defined as any tackle of a ball carrier behind the line of scrimmage during a rushing attempt.

MOST STUFFS BY NFL DEFENSIVE TACKLES (2010-PRESENT)

RNK	PLAYER	TEAMS	STUFFS
1.	NDAMUKONG SUH	DET./MIA.	45.5
2.	Paul Soliai	Mia./Atl./Car.	31.0
3.	Kyle Williams	Buf.	30.0
4.	Brandon Mebane	Sea./SD	29.5
4.	Geno Atkins	Cin.	29.0

SUH RECORDS CAREER-HIGH 12 TACKLES AT NEW ENGLAND

DT Ndamukong Suh has played in 96 career games but last week at New England was **the first time he ever posted 12 total tackles in a game**. In fact, the career high he set last week was two more than his previous career high of 10 tackles set in 2013 when he played for the Detroit Lions.



SUH NOTCHES CAREER TACKLE NO. 300

DT Ndamukong Suh topped 300 career tackles in the 2016 season opener at Seattle when he made four tackles to bring his career total to 303. **Since he entered the NFL in 2010, Suh ranks No. 2 among defensive tackles with 315 total tackles**, 13 behind Seattle's Ahtyba Rubin.

JENKINS REACHES 200 CAREER TACKLES

LB Jelani Jenkins also reached a recent career milestone when he recorded his 200th career tackle in the first quarter of the Week 2 matchup at New England. Jenkins was a fourth-round selection (104th overall) by Miami in the 2013 NFL draft and has played his entire four-year NFL career with the Dolphins.



DEFENSE NOTES

SACKS FROM THE BACK

S Reshad Jones had quite the 2015 season. Not only did he earn the **first Pro Bowl bid of his career**, he also landed a spot on the NFL Network's Top 100 list, where **his peers voted him the No. 64 player** in the league. Further, he totaled two sacks during the year, bringing his career total to 8.5. That is the **second-most career sacks** by a defensive back in Dolphins history:

MOST CAREER SACKS BY A DOLPHINS DEFENSIVE BACK

RNK	PLAYER	YEARS	SACKS
1.	Yeremiah Bell	2004-11	11.0
2.	RESHAD JONES	2010-16	8.5
3.	Patrick Surtain	1998-2004	6.5
4.	Liffort Hobley	1987-93	6.0
5.	Jerry Wilson	1996-2000	5.5

MAXWELL'S PICKS

The Dolphins made an offseason trade with the Philadelphia Eagles to swap picks No. 8 and No. 13 in the 2016 NFL draft. In exchange for sliding back five picks, the Dolphins acquired two starters. One of those starters is **CB Byron Maxwell**, who is tied for 11th among NFL cornerbacks with **nine total interceptions since 2013** (including postseason).

MOST INTERCEPTIONS SINCE 2013 (CORNERBACKS)

RNK	PLAYER	TEAMS	INT
1.	Richard Sherman	Seattle	16
2.	Brent Grimes	Miami/TB	13
	Trumaine Johnson	St. Louis/LA	13
4.	Aqib Talib	NE/Denver	12
5.	Logan Ryan	New England	11
	Marcus Peters	Kansas City	11
7.	Darrelle Revis	TB/NE/NYJ	10
	Sam Shields	Green Bay	10
	Adam Jones	Cincinnati	10
	Patrick Peterson	Arizona	10
11.	BYRON MAXWELL	SEA./PHI./MIA.	9
	Vontae Davis	Indianapolis	9
	Chris Harris	Denver	9
	Joe Haden	Cleveland	9
	Marcus Williams	N.Y. Jets	9

DEFENSE STEPS UP IN SEATTLE

The Miami defense was outstanding in Week 1 at Seattle, limiting the Seahawks to just 12 points, causing three sacks (18 yards) and forcing two turnovers. The 12 points allowed by Miami's defense was **the fewest an opponent had allowed against Seattle in 34 regular season games dating back to Nov. 22, 2013** when Arizona held them to 10 points.*

* The Seahawks were held to just three points in Week 2 of the 2016 season at the Los Angeles Rams

Miami allowed just six points in the first half at Seattle. That is the fewest points allowed by the Dolphins in a first half of a season opener **since Miami had a 10-3 halftime lead at Buffalo on Sept. 12, 2010.**

A (LITERALLY) BIG ACQUISITION

DE Mario Williams stands 6-foot-6 and weighs 300 pounds. It goes without saying that he is physically imposing on the line of scrimmage. The Dolphins signed the former No. 1 overall draft pick in the 2016 offseason and added another productive pass rusher to the team's arsenal. Williams is **tied for third in sacks** among all NFL players since 2006, the year he was drafted by the Houston Texans:

NFL SACK LEADERS (2006-PRESENT)

RNK	PLAYER	TEAMS	SACKS
1.	DeMarcus Ware	Dallas/Denver	128.5
2.	Jared Allen	KC/Min./Chi./Car.	116.0
3.	MARIO WILLIAMS	HOU./BUF./MIA.	97.0
	Julius Peppers	Car./Chi./GB	97.0
5.	Elvis Dumervil	Den./Bal.	96.0

KIKO IN MIAMI

The other player Miami acquired in the offseason trade with Philadelphia was **LB Kiko Alonso**. Born to a **Colombian mother and a Cuban father**, **Alonso speaks fluent Spanish** and has already embraced Miami's Latin culture. He's also the Dolphins' starting middle linebacker.

Alonso has fought off injuries the past two seasons, but as a rookie with the Buffalo Bills in 2013, he posted **the best rookie season of any defender in his class**. Alonso became **just the eighth linebacker in the NFL since 1989** to record at least 150-plus tackles and four-plus interceptions in a single season. His tackle total (159) was **third in the NFL and first among NFL rookies** in 2013. His efforts earned him the **PFWA NFL Defensive Rookie of the Year** honors.

MOST TOTAL TACKLES IN THE NFL IN 2013

RNK	PLAYER	TEAM	TOTAL	SOLO	ASST
1.	Vontaze Burfict	Cincinnati	171	114	57
2.	Paul Posluszny	Jacksonville	162	122	40
3.	KIKO ALONSO	BUFFALO	159	87	72
4.	Luke Kuechly	Carolina	156	93	63
5.	Lavonte David	Tampa Bay	144	106	38

DOLPHINS AMONG AFC'S LEADING TACKLERS

The Dolphins have two of the AFC's top five tacklers through the first two weeks of the regular season. **LB Kiko Alonso** leads the team with 22 total stops and is **tied for second in the conference** while **S Reshad Jones** has 21 stops, which **ties him for fourth.**

MOST TOTAL TACKLES IN THE AFC (2016)

RNK	PLAYER	TEAM	TOTAL	SOLO	ASST
1.	Preston Brown	Buffalo	24	13	11
2.	KIKO ALONSO	MIAMI	22	7	15
	Zach Brown	Buffalo	22	12	10
4.	RESHAD JONES	MIAMI	21	10	11
	Karlos Dansby	Cincinnati	22	13	8



SPECIAL TEAMS NOTES

DARR'S STELLAR ROOKIE CAMPAIGN

Signed on May 8, 2015 as an undrafted college free agent, **P Matt Darr** had an excellent rookie season. The Tennessee product played in all 16 games and finished with 92 punts for 4,380 yards, an average of 47.6 yards per punt and a net of 39.7. His **4,380 punt yards and 47.6 gross yards per punt both ranked No. 3 in the NFL** in 2015 and earned him **NFL All-Rookie honors**.

2015 NFL GROSS PUNTING AVERAGE LEADERS

RNK	PLAYER	TEAM	NO	YDS	GROSS AVG
1.	Johnny Hekker	STL	96	4,601	47.9
2.	Pat McAfee	Ind.	85	4,052	47.7
3.	MATT DARR	MIA.	92	4,380	47.6
4.	Brett Kern	Ten.	88	4,175	47.4
5.	Shane Lechler	Hou.	95	4,497	47.3

Darr's rookie season was among the best seasons a punter has ever had for the Dolphins. His **gross average was fourth in single-season team history** and his **4,380 punting yards set a new franchise record**.

DOLPHINS ALL-TIME SINGLE-SEASON PUNTING LEADERS

RNK	PLAYER	YEAR	NO	YDS	GROSS AVG
1.	Brandon Fields	2012	74	3,715	50.2
2.	Brandon Fields	2011	78	3,810	48.85
3.	Brandon Fields	2013	85	4,150	48.82
4.	MATT DARR	2015	92	4,380	47.6
5.	Brandon Fields	2014	58	2,688	46.345

KICKOFF (RETURN) STRATEGY

It isn't just new touchback rules (a touchback now brings the ball out to the 25-yard line) that may challenge opponent's kickoff strategies, but also rookie kickoff returner **Jakeem Grant**. The Dolphins returned three kickoffs in Week 1 at Seattle and had an **average starting field position of 26.3 yards, the third-best mark in the NFL** that week. Grant was critical in that ranking as he returned two kickoffs for 67 yards (33.5 avg.) in his first NFL contest. **His 33.5 average would be second in the NFL**, if he had enough returns to qualify. He did not return any kickoffs last week at New England as there were five touchbacks.

“ The thing about Jakeem (Grant) that's really impressive is a lot of times you see smaller guys that are quick, but not fast. I think Jakeem (Grant) – if I'm not mistaken – ran a 10.3 (second) 100 meters in high school. He's got both the elusiveness and the home run speed, if you will. He really could be the whole package. ”
 - Assistant Head Coach/Special Teams Coordinator Darren Rizzi

THE DENNEY STREAK

When **LS John Denney** took the field in Week 1 at Seattle, it marked the **37-year old's 12th NFL season**. Denney has been Miami's long snapper for every game dating back to 2005 - **a consecutive games streak that spans 178 contests**. That streak is the **longest in Dolphins history** and tied for the fifth longest among all active NFL players.

MOST CONSECUTIVE GAMES PLAYED IN DOLPHINS HISTORY

RNK	PLAYER	CONS. GP	STREAK
1.	JOHN DENNEY	178*	1ST (2005) - 1ST (2016)
2.	Jason Taylor	130	15th (1999) - 16th (2007)
3.	Jim Langer	128	10th (1970) - 9th (1979)
4.	Garo Yepremian	127	2nd (1970) - 16th (1978)
5.	Bob Baumhower	125	1st (1977) - 14th (1984)

* active streak

MOST CONSECUTIVE GAMES PLAYED, ACTIVE NFL LEADERS

RNK	PLAYER	TEAM	POS	CONS. GP
1.	Shane Lechler	Oak./Hou.	P	224
2.	Jason Witten	Dallas	TE	205
3.	Andy Lee	SF/Cle./Car.	P	194
4.	Eli Manning	N.Y. Giants	QB	185
5.	JOHN DENNEY	MIAMI	LS	178
	Donnie Jones	Mia./STL/Hou./Phi.	P	178

FRANKS' ROOKIE SEASON

Not only did the Dolphins start an undrafted rookie at punter in 2015, but the club also had an undrafted rookie as the team's placekicker - **K Andrew Franks**. Franks won the kicking job in the 2015 preseason and held onto the job in this year's training camp.

Franks kicked collegiately at Rensselaer Polytechnic Institute - an NCAA Division III school in Troy, New York. Despite honing his kicking skills at a small school, they immediately translated into the NFL as **Franks made 13 of his 16 field goal attempts (81.3 pct.) in 2015**. All three of his misses came from 40-plus yards, including one missed attempt from 63 yards.

FIELD GOALS MADE STREAK

K Andrew Franks is currently in the midst of a streak where he **has made a field goal in four consecutive games**. It is the **longest such streak** of Franks' brief two-year NFL career.

The last Dolphins kicker to have a streak that long was **K Caleb Sturgis**, who **made a field goal in 10 consecutive games** to start the 2014 season.



WHAT TO LOOK FOR...

LB KIKO ALONSO...

- Has recorded 224 total tackles. Needs 26 tackles to reach 250 in his career.

G/T JERMON BUSHROD...

- Has started 98 games. Needs two more starts to reach 100 in his career.

TE JORDAN CAMERON...

- Has recorded 172 career receptions. Needs 28 receptions to reach 200 in his career.
- Has recorded 2,041 receiving yards. Needs 459 to reach 2,500 in his career.

LS JOHN DENNEY...

- Extending his consecutive games played streak, which currently stands at a franchise-record 178, having played in every game in his 11-year career.
- Has played in 178 games. Needs to play in six games to move into fourth place on the team's all-time games played list, passing WR Nat Moore (183).

RB ARIAN FOSTER...

- Has recorded 6,519 rushing yards. Needs 481 rushing yards to reach 7,000 in his career.
- Has recorded 54 rushing touchdowns. Needs six more rushing touchdowns to reach 60 in his career.
- Has recorded 8,849 yards from scrimmage. Needs 1,151 scrimmage yards to reach 10,000 in his career.

LB JELANI JENKINS...

- Has 202 total tackles. Needs 48 to reach 250 in his career.

DE JASON JONES...

- Has played in 97 games. Needs to play in three games to reach 100 in his career.
- Has 29.5 sacks. Needs 0.5 sacks to reach 30 in his career.

S RESHAD JONES...

- Has played in 90 games. Needs to play in 10 games to reach 100 in his career.
- Has 8.5 career sacks. Needs three sacks to move into first-place for the most sacks by a defensive back in team history, moving past Jeremiah Bell (11 sacks).
- Has 15 interceptions. Needs five interceptions to reach 20 in his career.

WR JARVIS LANDRY...

- Has 211 receptions. Needs 39 to reach 250 in his career. Needs 50 to pass Cincinnati Bengals WR A.J. Green (260) for the most receptions during the first three seasons of an NFL career (N.Y. Giants Odell Beckham Jr. is in his third NFL season and has 199 career receptions).
- Has 2,111 receiving yards. Needs 389 to reach 2,500 and 889 to reach 3,000 in his career.
- Finished 2015 with 1,157 receiving yards. Needs another 1,000-yard receiving season to accomplish this in back-to-back years for the first time by a Dolphins wide receiver since Brian Hartline did it in 2012 and 2013.

CB BYRON MAXWELL...

- Has eight interceptions. Needs two interceptions to reach 10 and seven to reach 15 in his career.
- Has 37 passes defensed. Needs 13 passes defensed to reach 50 in his career.

LB KOA MISI...

- Has 347 total tackles. Needs three tackles to reach 350 and 53 to reach 400 in his career.
- Has 12 sacks. Needs three sacks to reach 15 in his career.

DT EARL MITCHELL...

- Has played in 92 games. Needs to play in eight games to reach 100 in his career.

WR DeVANTE PARKER...

- Has 600 receiving yards. Needs 400 to reach 1,000 in his career.
- Has three receiving touchdowns. Needs two receiving touchdowns to reach five and seven to reach 10 in his career.

WR KENNY STILL...

- Has 125 receptions. Needs 25 receptions to reach 50 and 75 to reach 200 in his career.
- Has 2,067 receiving yards. Needs 433 receiving yards to reach 2,500 and 933 to reach 3,000 in his career.
- Has 12 receiving touchdowns. Needs three receiving touchdowns to reach 15 in his career.

DT NDAMUKONG SUH...

- Has started 96 games. Needs four more starts to reach 100 in his career.
- Has 315 total tackles. Needs 35 to reach 350 in his career.
- Has 43 sacks. Needs seven sacks to reach 50 in his career.

QB RYAN TANNEHILL...

- Has 16,035 passing yards. Needs 3,965 passing yards to reach 20,000 in his career.
- Has passed for 16,035 yards in his career. Needs 3,388 passing yards to move into first place for most passing yards by a Dolphins quarterback in the first five years of their career, passing Dan Marino (19,422). It would also move him into second place all-time in NFL history behind Peyton Manning (20,618).
- Finished 2015 with 4,208 passing yards. Needs another 4,000-yard passing season this year to be the first Dolphins quarterback to record three-consecutive seasons with 4,000 passing yards since Dan Marino from 1984-86.
- Has 89 passing touchdowns. Needs 11 passing touchdowns to reach 100 in his career.
- Needs 42 rushing yards to set the franchise record for most rushing yards by a quarterback in their career, moving past Bob Griese (994). He currently has 953 rushing yards.

DE CAMERON WAKE...

- Has recorded 70 sacks in the first seven seasons of his Dolphins career. Needs 11 sacks to surpass Jason Taylor (80.5) for the most sacks by a Dolphins player in their first eight seasons on the team. Needs seven sacks to move into fifth place in NFL history for most sacks by an undrafted player, surpassing Pittsburgh Steelers linebacker James Harrison (76.5). Needs five sacks to reach 75 in his career.
- Has recorded five games with three-plus sacks in his career. Needs one game with three-or-more sacks to move into a tie for first place for the most games with three-plus sacks in franchise history, joining Jason Taylor (six games).

DE MARIO WILLIAMS...

- Has started 147 games. Needs three more starts to reach 150 in his career.
- Has 389 total tackles. Needs 11 tackles to reach 400 in his career.
- Has 97 sacks. Needs three sacks to reach 100 in his career.
- Has 16 forced fumbles. Needs four forced fumbles to reach 20 in his career.



THE DOLPHINS VS. THE BROWNS

A DOLPHINS WIN WOULD...

- Be the team's fourth win in a home opener in the past five seasons. The Dolphins also won home openers from 2012-14.
- Make Adam Gase the sixth head coach in Dolphins history to win the home opener in his first season as head coach. He would join Don Shula (1970), Jimmy Johnson (1996), Dave Wannstedt (2000), Nick Saban (2005) and Joe Philbin (2012).

SERIES HISTORY

REGULAR SEASON (TIED 8-8)
POSTSEASON (MIAMI 2-0)

DATE	GAME
10/25/1970	Cleveland 28, at Miami 0
12/24/1972	*at Miami 20, Cleveland 14
10/15/1973	Miami 17, at Cleveland 9
11/28/1976	at Cleveland 17, Miami 13
11/18/1979	at Cleveland 30, Miami 24 (ot)
1/4/1986	*at Miami 24, Cleveland 21
11/10/1986	at Cleveland 26, Miami 16
12/12/1988	at Miami 38, Cleveland 31
10/8/1989	at Miami 13, Cleveland 10 (ot)
11/25/1990	Miami 30, at Cleveland 13
9/14/1992	Miami 27, at Cleveland 23
10/10/1993	Miami 24, at Cleveland 14
12/26/2004	at Miami 10, Cleveland 7
11/20/2005	at Cleveland 22, Miami 0
10/14/2007	at Cleveland 41, Miami 31
12/5/2010	Cleveland 13, at Miami 10
9/25/2011	at Cleveland 17, Miami 16
9/8/2013	Miami 23, at Cleveland 10

* - AFC Divisional playoff game



TE Jordan Cameron began his career as a fourth-round pick (102nd overall) by the Browns in 2011. He played four seasons in Cleveland (2011-14) and totaled 130 receptions for 1,600 yards (12.3 avg.).

CONNECTIONS

PRO CONNECTIONS

- Dolphins Executive Vice President of Football Operations **Mike Tannenbaum** was a player personnel assistant for the Browns in 1995.
- From 1997-99, Dolphins General Manager **Chris Grier** was a regional scout for the Patriots, while Browns RBs Coach **Kirby Wilson** served in the same position for New England.
- Dolphins Head Coach **Adam Gase** was a scouting assistant (2003-05) and offensive assistant (2005) for the Lions, while Browns Defensive Coordinator **Ray Horton** coached Detroit's secondary (2002-03) and Inside Linebackers Coach **Johnny Holland** was a defensive asst. (2003-04) and LBs coach (2005).
- In 2006, Head Coach **Adam Gase** was the Lions' offensive quality control coach, while Browns QB **Josh McCown** played for Detroit. McCown also went to training camp with the Dolphins in 2008.
- From 2014-15, several members from these teams were part of the Bengals organization: Dolphins Defensive Coordinator **Vance Joseph** (defensive backs), Linebackers Coach **Matt Burke** (linebackers), Browns Head Coach **Hue Jackson** (offensive coordinator) and Tight Ends Coach **Greg Seamon** (college scout, pro scout, advance scout and special projects).
- Dolphins Assistant Special Teams Coach **Marwan Maalouf** was Cleveland's special teams quality control coach from 2004-06. Also, Defensive Quality Control Coach **Rusty McKinney** was a coaching intern for the Browns (2014-15).
- Browns Defensive Line Coach **Robert Nunn** was a defensive asst. (2000), asst. d-line/quality control (2001-02) and special asst. coach (2004) for Miami.
- In 2015, Browns Senior Offensive Asst. **Al Saunders** served in the same capacity for the Dolphins.
- Browns S&C Coordinator **Evan Marcus** was Miami's head strength and conditioning coach from 2008-10.
- Browns S&C Asst./Skills Development **Joe Kim** served as a pass rush consultant for the Dolphins in 2001-04 and 2006.
- Dolphins TE **Jordan Cameron** was originally selected by the Browns in the fourth round on the 2011 NFL draft and played four seasons in Cleveland (2011-14).
- Dolphins TE **MarQueis Gray** played for the Browns in 2013, appearing in 12 games.
- Browns DB **Jamar Taylor** was drafted by the Dolphins in the second round of the 2013 NFL draft and played three seasons in Miami (2013-15).
- Browns DB **Don Jones** was originally a seventh-round selection of the Dolphins in the 2013 NFL draft.

COLLEGE CONNECTIONS

- Browns Asst. Director of Scouting **Glenn Cook** played linebacker (2004-06, 2008) for Miami (Fla.) and later served as a graduate assistant for the Hurricanes.
- Dolphins Asst. Linebackers Coach **Charles Bullen** was a graduate asst. (2009-11) at Iowa, while Browns LB **Christian Kirksey** played for the Hawkeyes (2010-13).
- Dolphins C **Mike Pouncey** and Browns DB **Joe Haden** were both members of Florida's 2009 BCS National Championship team.
- Dolphins DT **Jordan Phillips** (2012-14) and Browns LB **Dominique Alexander** (2013-15) were defensive teammates at Oklahoma.
- Dolphins CB **Jordan Lucas** (2012-15) and Browns DL **Carl Nassib** (2012-15) played together at Penn State.
- Dolphins G/C **Kraig Urbik** (2005-08) and Browns OL **Joe Thomas** (2003-06) played together on Wisconsin's offensive line.

HIGH SCHOOL/HOMETOWN CONNECTIONS

- Browns RB **Duke Johnson Jr.** is from Miami and attended Miami Norland High School. Johnson Jr. played collegiately for Miami (Fla.) and finished his career as the Hurricane's all-time leader in total rushing yards, total all-purpose yards and total kickoff return yards.
- Browns WR **Ricardo Louis** is also a Miami native and prepped at Miami Beach Senior High School.
- Browns DB **Tracy Howard** is from Miramar, Fla. Howard attended Miramar High School and later played collegiately for Miami (Fla.)
- Dolphins RB **Isaiah Pead** is from Columbus, Ohio and prepped at Eastmoor Academy.



THE DOLPHINS VS. THE BROWNS

SERIES FACTS (TEAM)

MIAMI'S LARGEST MARGIN OF VICTORY:

17 (Miami 30, at Cleveland 13, 11/25/90)

CLEVELAND'S LARGEST MARGIN OF VICTORY:

28 (Cleveland 28, at Miami 0, 10/25/70)

CURRENT SERIES STREAK:

Miami 1 (9/8/13)

MIAMI'S LARGEST WIN STREAK:

6 (12/12/88 - 12/26/04)

CLEVELAND'S LARGEST WIN STREAK:

4 (11/20/05 - 9/25/11)

MOST POINTS BY MIAMI:

38 (at Miami 38, Cleveland 31, 12/12/88)

MOST POINTS BY CLEVELAND:

41 (at Cleveland 41, Miami 31, 10/14/07)

MOST POINTS, BOTH TEAMS:

72 (at Cleveland 41, Miami 31, 10/14/07)

FEWEST POINTS BY MIAMI:

0 (Twice, most recent: at Cleveland 22, Miami 0, 11/20/05)

FEWEST POINTS BY CLEVELAND:

7 (at Miami 10, Cleveland 7, 12/26/04)

FEWEST POINTS, BOTH TEAMS:

17 (at Miami 10, Cleveland 7, 12/26/04)

DOLPHINS PLAYERS VS. THE BROWNS

PLAYER	GP	RECORD	PASSING				
			A-C-I	YDS	PCT	TD	RTG
Ryan Tannehill	1	1-0	38-24-1	272	63.2	1	82.3
TOTALS	1	1-0	38-24-1	272	63.2	1	82.3

PLAYER	RUSHING						
	GP	ATT	YDS	AVG	LG	TD	
Arian Foster	1	19	124	6.5	27	1	
Ryan Tannehill	1	5	3	0.6	3	0	
TOTALS	2	24	127	5.3	27	1	

PLAYER	RECEIVING						
	GP	NO	YDS	AVG	LG	TD	
Justin Hunter	2	5	133	26.6	75t	1	
Arian Foster	1	5	26	5.2	8	0	
Kenny Stills	1	3	25	8.3	14	0	
MarQueis Gray	1	2	71	35.5	41	0	
TOTALS	5	15	255	17.0	75t	1	

PLAYER	DEFENSE							
	GP	SOLO	ASST	SK	INT	PD	FF	FR
Mario Williams	6	12	4	4.5	0	1	1	0
Reshad Jones	3	9	1	0.0	0	1	0	0
Koa Misi	3	7	4	0.0	0	0	0	0
Cameron Wake	3	5	3	4.0	0	0	0	0
Donald Butler	2	5	8	0.0	0	0	0	0
Andre Branch	2	4	3	0.0	0	1	0	0
Kiko Alonso	1	4	8	0.0	0	0	0	0
Chris Jones	1	2	0	0.0	0	0	0	0
Spencer Paysinger	1	2	1	0.0	0	0	0	0
Jason Jones	2	1	0	1.0	0	0	0	0
Ndamukong Suh	1	1	0	0.0	0	0	0	0
TOTALS	25	52	32	9.5	0	3	1	0

SERIES SUPERLATIVES

DOLPHINS

RUSHING YARDS:

114, Larry Csonka, at Cleveland, 10/15/73

PASSING YARDS:

404, Dan Marino, at Miami, 12/12/88

RECEPTIONS:

10, Tony Nathan, at Miami, 1/4/86*

RECEIVING YARDS:

119, Duriel Harris, at Cleveland, 11/18/79

BROWNS

RUSHING YARDS:

166, Reuben Droughns, at Cleveland, 11/20/05

PASSING YARDS:

401, Bernie Kosar, at Cleveland, 11/10/86

RECEPTIONS:

10, Benjamin Watson, at Miami, 12/5/10

RECEIVING YARDS:

177, Reggie Rucker, at Cleveland, 11/18/79

* - AFC Divisional playoff game



DE Mario Williams has recorded 16 tackles (12 solo), 4.5 sacks and a forced fumble in six career contests against the Browns.




THE DOLPHINS VS. THE BROWNS

HOW THEY COMPARE

BROWNS		CATEGORY	DOLPHINS	
STAT	RNK		RNK	STAT
337.5	24	Total Offense	25	336.5
205.0	27	Passing Offense	13	269.5
132.5	8	Rushing Offense	27	67.0
15.0	29	Scoring Offense	27	17.0
6	27t	Sacks Allowed	21t	5
40.0	16	Third Down Offense	24	33.3
50.0	18t	Red Zone Offense	18t	50.0
392.5	20t	Total Defense	27t	408.5
286.0	21	Passing Defense	17	272.0
106.5	17t	Rushing Defense	31	136.5
27.0	25t	Scoring Defense	13t	21.5
2	24t	Sacks	8t	5
48.4	23	Third Down Defense	15t	40.0
66.7	21t	Red Zone Defense	21t	66.7
2	14t	Takeaways	10t	3
3	14t	Giveaways	23t	4

STATISTICAL LEADERS

CATEGORY	BROWNS		DOLPHINS	
	PLAYER	STAT	PLAYER	STAT
Completion Pct.	J. McCown	60.6%	R. Tannehill	64.9%
Passing Yards	J. McCown	260	R. Tannehill	575
Passer Rating	J. McCown	80.4	R. Tannehill	86.3
Rushing Yards	I. Crowell	195	R. Tannehill	52
Yards Per Carry	I. Crowell	6.5	R. Tannehill	4.7
Rushing TDs	I. Crowell	2	Two tied	1
Receptions	Two tied	7	J. Landry	17
Receiving Yards	C. Coleman	173	J. Landry	196
Receiving TDs	C. Coleman	2	Two tied	1
Tackles	D. Davis	16	K. Alonso	22
Sacks	Two tied	1.0	J. Jones	1.5
Interceptions	J. Haden	2	I. Abdul-Quddus	1
Forced Fumbles	None	-	Three tied	1
Special Tms Tcks	Nine tied	1	M. Hull	3



Sunday's game will mark the first regular season contest in the newly modernized Hard Rock Stadium. For more information on the Hard Rock Stadium renovation project, please visit pages 18-19.



THE LAST TIME THEY MET...

2013 - WEEK 1

SEPT. 8, 2013 | CLEVELAND, OHIO
 FIRSTENERGY STADIUM
 ATTENDANCE: 71,513 | TV: CBS

SCORING SUMMARY

	1	2	3	4	F
Miami	3	3	7	10	23
Cleveland	0	7	3	0	10

MIAMI 23

CLEVELAND 10

It was no secret that the defense for the Miami Dolphins was a strength coming into the 2013 season and that unit held up its end in a season-opening 23-10 win at the Cleveland Browns.

Two-time Pro Bowl defensive end Cameron Wake picked up where he left off in 2012 with 2.5 sacks of Browns quarterback Brandon Weeden, almost half of Miami's six sacks on the day. He was coming off a season when he dropped the opposing quarterback 15 times and that was after going without a sack for the first three games, so he didn't waste any time in 2013.

Wake's fellow defensive teammates came up with three interceptions – two by cornerback Dimitri Patterson and one by cornerback Nolan Carroll. There were other tipped balls and chances for even more turnovers, including when defensive end Derrick Shelby recorded his first career sack and stripped the ball of Weeden only to see Pro Bowl left tackle Joe Thomas recover it for the Browns.

Quarterback Ryan Tannehill and his crew found their rhythm in the second half as the second-year starter finished the day completing 24-of-38 passes for 272 yards, one touchdown and one interception. Brian Hartline caught the 34-yard scoring pass and was his leading receiver with nine catches for 114 yards.

But with Browns cornerback Joe Haden locking down speedster Mike Wallace and holding him to one catch for 15 yards, Hartline and the other key pieces to the passing game needed to step up. Brandon Gibson, who came over from the St. Louis Rams, caught seven passes for 77 yards, including a 24-yarder on the second touchdown drive, and tight end Charles Clay added five catches for 54 yards.

Rookie kicker Caleb Sturgis had a nice debut going 3-for-3 on field goals with kicks of 36, 45 and 49 yards and booming his kickoffs into the end zone all afternoon. Punter Brandon Fields, who led the league last year with a net 50.2 average, had a 66-yarder and averaged 47.6 yards on five punts with two landing inside the 20.

SCORING DRIVES

TEAM	QTR	TIME	PLAY (EXTRA POINT) (DRIVE INFO)	MIA	CLE
Dolphins	1	1:29	C.Sturgis 45 yd. Field Goal (15-58, 7:17)	3	0
Dolphins	2	13:37	C.Sturgis 49 yd. Field Goal (4--4, 1:33)	6	0
Browns	2	0:28	J.Cameron 7 yd. pass from B.Weeden (B.Cundiff kick) (11-56, 3:45)	6	7
Dolphins	3	6:46	B.Hartline 34 yd. pass from R.Tannehill (C.Sturgis kick) (5-51, 2:10)	13	7
Browns	3	3:02	B.Cundiff 39 yd. Field Goal (9-59, 3:44)	13	10
Dolphins	4	6:48	D.Thomas 1 yd. run (C.Sturgis kick) (10-85, 5:06)	20	10
Dolphins	4	3:59	C.Sturgis 36 yd. Field Goal (4-7, 1:34)	23	10

GAME STATISTICS

RUSHING (Att-Yds-TD):

Miami: D. Thomas 8-14-1, L. Miller 10-3, R. Tannehill 5-3.
 Cleveland: T. Richardson 13-47.

PASSING (A-C-Y-TD-I):

Miami: R. Tannehill 38-24-272-1-1.
 Cleveland: B. Weeden 53-26-289-1-3.

RECEIVING (Rec-Yds-TD):

Miami: B. Hartline 9-114-1, B. Gibson 7-77, C. Clay 5-54, M. Wallace 1-15, L. Miller 1-7, D. Thomas 1-5.
 Cleveland: J. Cameron 9-108-1, D. Bess 5-47, G. Little 4-26, T. Benjamin 3-44, T. Richardson 2-30, T. Gurley 1-15, C. Ogbonnaya 1-10, G. Barnidge 1-9.

SACKS (Sk-Yds):

Miami: C. Wake 2.5-19, R. Starks 1.5-7, D. Jordan 1-10, D. Shelby 1-9.
 Cleveland: D. Bryant 2-12, Q. Groves 1-4, P. Kruger 1-1.

INTERCEPTIONS (Int-Yds):

Miami: D. Patterson 2-2, N. Carroll 1-0.
 Cleveland: T. Gipson 1-29.

FORCED FUMBLES:

Miami: D. Shelby 1.
 Cleveland: None.

FUMBLE RECOVERIES (No-Yds):

Miami: None.
 Cleveland: None.

TEAM STATS

	MIA	CLE
First Downs	18	20
Rushing	1	2
Passing	15	15
Penalty	2	3
3rd-Down Efficiency	8 for 16	1 for 14
4th-Down Efficiency	0 for 0	2 for 4
Total Net Yards	275	291
Total Net Plays	65	72
Average Gain	4.2	4.0
Net Yards Rushing	20	47
Rushes	23	13
Yards per Rush	0.9	3.6
Net Yards Passing	255	244
Completed - Attempted	24-38	26-53
Yards per Pass Play	6.1	4.1
Sacked - Yards Lost	4-17	6-45
Had Intercepted	1	3
Punts - Average	5-270-54.0	5-225-45.0
Return Yardage	33	163
Punts - Return Yards	3-7	2-31
Kickoffs - Return Yards	1-24	4-103
Interceptions - Return Yards	3-2	1-29
Penalties - Yards	10-77	9-57
Fumbles - Lost	0-0	2-0
Red-Zone Efficiency	1 for 2	1 for 2
Goal-to-Go Efficiency	1 for 1	1 for 1
Time of Possession	32:47	27:13



FREE AGENCY TRACKER

The Dolphins were active in the 2016 free agency market. As of Sept. 19, the 53-man roster included three players on the roster who were re-signed from the 2015 season, while also adding another 16 players to the roster, in addition to six draft picks. Below tracks the players the team has signed, as well as those who ended the 2015 season on the Miami roster and their current status.

PLAYERS RETAINED

PLAYERS FROM 2015 RE-SIGNED (3)

Matt Moore	QB	
Spencer Paysinger	LB	
Michael Thomas	S	

UNRESTRICTED FREE-AGENTS SIGNED (2)

Isa Abdul-Quddus	S	Detroit
Andre Branch	DE	Jacksonville

FREE-AGENTS SIGNED (11)

Jermon Bushrod	OL	Chicago
Donald Butler	LB	San Diego
Arian Foster	RB	Houston
MarQueis Gray	TE	Buffalo
Chris Jones	DT	New England
Jason Jones	DE	Detroit
Isaiah Pead	RB	
Anthony Steen	C/G	
Kraig Urbik	C/G	Buffalo
Julius Warmlesley	DE	
Mario Williams	DE	Buffalo

TRADE (2)

Kiko Alonso	LB	Philadelphia
Byron Maxwell	CB	Philadelphia

WAIVERS (1)

Justin Hunter	WR	Tennessee
---------------	----	-----------

* As of Sept. 19, 2016



S Isa Abdul-Quddus




LB Kiko Alonso



DE Andre Branch



G/T Jermon Bushrod




RB Arian Foster



CB Byron Maxwell



RB Isaiah Pead



DE Mario Williams

PLAYERS FROM 2015 ROSTER NO LONGER WITH THE DOLPHINS

RETIRED (1)

Greg Jennings	WR	
---------------	----	--

TRADED (2)

Chris McCain*	DE	New Orleans/Dallas
Jamar Taylor	CB	Cleveland

UNRESTRICTED FREE AGENTS (2)

Louis Delmas	S	
Shelley Smith	G	

FREE-AGENTS (11)

Deandre Coleman*	DT	Buffalo
Quinton Coples	DE	
Jason Fox	T	
Shamiel Gary	S	
Matt Hazel*	WR	Buffalo
James-Michael Johnson	LB	
Jacques McClendon	C/G	
Damontre Moore	DE	
Tyler Patmon	CB	
Jake Stoneburner*	TE	New Orleans
Logan Thomas	QB	

UNRESTRICTED FREE-AGENTS LOST (4)

Rishard Matthews	WR	Tennessee
Lamar Miller	RB	Houston
Derrick Shelby	DE	Atlanta
Olivier Vernon	DE	N.Y. Giants

FREE-AGENTS LOST (5)


Brent Grimes	CB	Tampa Bay
Brice McCain	CB	Tennessee
Kelvin Sheppard	LB	N.Y. Giants
Robert Thomas II	DT	N.Y. Giants
Brandon Williams	TE	Seattle

* On an NFL team's practice squad



2016 MIAMI DOLPHINS DRAFT CLASS

Rd 1 // Pick 13



**Laremy
TUNSIL**

Mississippi // G/T
6-5 // 316

Rd 2 // Pick 38



**Xavien
HOWARD**

Baylor // CB
6-1 // 198


Rd 3 // Pick 73



**Kenyan
DRAKE**

Alabama // RB
6-1 // 216

Rd 3 // Pick 86



**Leonte
CARROO**

Rutgers // WR
6-1 // 217

Rd 6 // Pick 186



**Jakeem
GRANT**

Texas Tech // WR
5-7 // 172


Rd 6 // Pick 204



**Jordan
LUCAS**

Penn State // CB
6-0 // 204


Rd 7 // Pick 223



**Brandon
DOUGHTY**

W. Kentucky // QB
6-3 // 217


Rd 7 // Pick 231



**Thomas
DUARTE**

UCLA // TE
6-2 // 241

2016 MIAMI DOLPHINS UNDRAFTED ROOKIE CLASS




**A.J.
HENDY**

Maryland // S
6-0 // 209



**Lafayette
PITTS**

Pittsburgh // CB
5-11 // 196



**Rashawn
SCOTT**

Miami (FL) // WR
6-2 // 204

** Only includes members still with team or on practice squad*



HARD ROCK STADIUM MODERNIZATION



Hard Rock Stadium is South Florida's home to the Miami Dolphins, University of Miami Hurricanes, Orange Bowl, international soccer, concerts and other world-class events. A truly global entertainment destination, this multi-purpose, open-air complex is in the midst of a multi-year, \$500 million renovation to enhance the fan experience. The modernization is being privately funded by Stephen Ross.

NEW SEATING PRODUCTS

Hard Rock Stadium's modernization included doubling unique seating experiences from 8 to 16. Some of the newest seating products include:

The 72 Club: The 598 seats in the 72 Club take the premium seating experience to another level. It's the most luxurious seating experience in all of South Florida sports and entertainment. Seats are double-padded, have 11 inches more legroom and are located at midfield. At any point in-game, guests are able to walk on the field on their way to a private club designed by the Rockwell Group.



Living Room Boxes: Hard Rock Stadium created four-person private Living Room Boxes. Located on the 35-yard line and within the Atos Club presented by EMC and Ford Field Clubs in the end zones, Living Room Boxes are the biggest, most comfortable seats in the stadium. These boxes give guests the ability to watch replays and highlights on their own private screens.


Hyundai Club: The Hyundai Club is a club located between the 30-yard lines on the north side that offers wider, padded seats. The club is designed by the Rockwell Group.



Corner Terraces: The 100 level Corner Terraces provide a unique social experience where guests can watch the game from a high-top table and comfortable swivel chairs. Corner Terraces provide guests the enjoyment of sitting with family or friends without being confined to a row of seats.



The NINE: The NINE are nine open-air suites between the 30-yard lines that connect to a private club designed by the Rockwell Group. The NINE offers the best view of the field with the convenience of a private club.





HARD ROCK STADIUM MODERNIZATION

PHASE II

For the 2016 season, a state-of-the-art canopy was installed that will keep as many as 92 percent of the spectators in the shade and protected from the rain along with four giant high-definition video boards.

VIDEO BOARDS

- Four 1,472-inch screens in each corner of the stadium for a total of 22,400 sq. ft. – the largest in the AFC East (compared to 12,000 total square footage in old stadium).
- A total of 18 million LEDs will showcase game day on the boards.
- High-definition picture positioned for easy sightlines for every fan.

MIAMI DOLPHINS

TOTAL: 22,400 SQ. FT.



NEW YORK JETS

TOTAL: 14,160 SQ. FT.



BUFFALO BILLS

TOTAL: 12,253 SQ. FT.



NEW ENGLAND PATRIOTS

TOTAL: 11,306 SQ. FT.



SHADE CANOPY

- Will shade approximately 92 percent of fans (increase from 17 percent in old stadium).
- The shade canopy is approximately 626,000 square feet [14.37 acres] and is comprised of 17,000 tons of steel.
- Covering the remainder of the canopy area [94,000 square feet] immediately adjacent to the ocular over the field is a translucent material called ETFE. This material will provide supplemental light in the bowl while reducing solar heat.
- Four spires rise an additional 200 feet above the roof surface achieving a total height of 357 feet from the ground. Several steel cables secured at the top of each spire will be extended to the roof to provide additional structural support. Cable diameters range between 3.5" to 5.5" in diameter.

FIELD FACTS

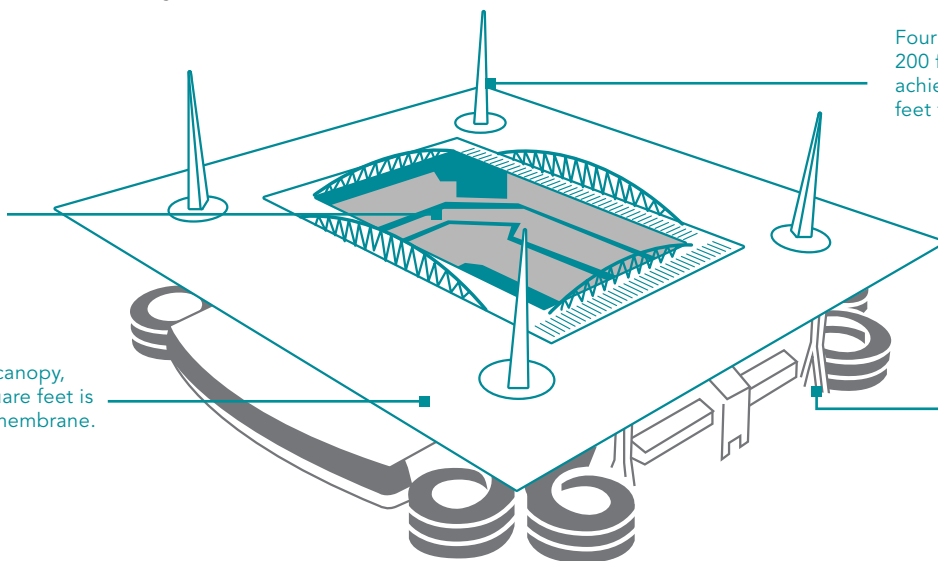
- First team in the NFL to use Paspalum Platinum (shorter versions are Platinum TE or TE). The TE species works well in warm climates with growth not hindered in shade.
- Texture: Courser, thicker grass
- Feel: TE is thicker and lusher so there is a difference in feel and cushion in footing
- Sustainability: More shade tolerance
- Growth: TE grows aggressively and requires less nitrogen in the fertilizer than Bermuda.
- Color Variation: TE is a lighter green shade.

Will shade approximately 92 percent of fans (increase from 17 percent currently).

Four Spires rise an additional 200 feet above the roof surface achieving a total height of 357 feet from the ground

The main area of canopy, some 530,000 square feet is a single ply TPO membrane.

All 8 Super Columns have been completed.





DOLPHINS ON THE AIR THIS SEASON

CEFALO, GRIESE, ROSE AND BOKAMPER RETURN WITH NEW RADIO PARTNER IN 2016

On May 19, 2016, the Miami Dolphins announced a multi-year radio broadcast rights partnership with Miami's Sportsradio 560 WQAM, with the station becoming the official flagship radio partner of the franchise. In addition, all Dolphins games will be simulcast on KISS 99.9 FM "South Florida's NEW Country" and feature expanded pre-, halftime and postgame shows. The games also can be heard on Dolphins.com and throughout South and Central Florida on a variety of stations that make up the Miami Dolphins Radio Network.

The Dolphins previously had their games broadcast on Miami's Sportsradio 560 WQAM during the 1997-2004 and 2007-09 seasons.



As part of the agreement, Sportsradio 560 WQAM will have the radio broadcast rights for all preseason, regular season and playoff games. Dolphins fans who tune into Miami's Sportsradio 560 WQAM will have the opportunity to listen to live broadcasts of Head Coach Adam Gase's day-after game press conferences and "Dolphins Friday," a day of Dolphins centric-content on the station featuring interviews with players, coaches and team executives. Additionally, CBS Radio Miami will promote Dolphins community and Foundation initiatives across multiple platforms.

The preseason English radio broadcast team on Sportsradio 560 WQAM consists of three Dolphins alumni in the booth. Former wide receiver Jimmy Cefalo handles the play-by-play duties with former tight end Joe Rose and former Pro Bowl defensive end Jason Taylor providing the game analysis. During the regular season, Cefalo and Rose are joined by former Hall of Fame quarterback Bob Griese serving as an analyst with former Dolphins Pro Bowl linebacker/defensive end Kim Bokamper reporting from the sidelines.

In addition to the game broadcasts, the station will feature an expanded pregame show with Curtis Stevenson and former Dolphins linebacker Channing Crowder serving as hosts, a halftime show hosted by Kevin Rogers and a postgame show hosted by Orlando Alzugaray and former Dolphins running back Troy Stradford with live updates from Rogers.



1210 ESPN Deportes returns as the Dolphins official Spanish radio broadcast partner for all preseason, regular season and playoff games. Raul Striker Jr. will handle play-by-play duties with Eduardo Martell as a color analyst. 1210 ESPN Deportes additionally airs a 60-minute pregame show called "El Pre-Game de Los Miami Dolphins" and a 30-minute postgame show "El Post-Game De Los Miami Dolphins."



Bob Griese, Joe Rose and Jimmy Cefalo



Eduardo Martell and Raul Striker Jr.

2016 MIAMI DOLPHINS RADIO NETWORKS

LOCATION	NETWORK	LOCATION	NETWORK
Fort Lauderdale	WQAM 560 AM	Miami	KISS 99.9 FM
Fort Lauderdale	KISS 99.9 FM	Miami	WNMA 1210 AM (Spanish)
Fort Lauderdale	WNMA 1210 AM (Spanish)	Orlando	ESPN 580 AM
Fort Myers	WRXK 96.1 FM	Port St. Lucie	WPSL AM 1590
Key West	WKWF 1600 AM	West Palm Beach	ESPN 106.3 FM
Miami	WQAM 560 AM	West Palm Beach	ESPN Deportes 760 AM (Spanish)



RISE YOUTH PROGRAMS AWARDS

MIAMI DOLPHINS ANNOUNCE WEEK TWO YOUTH PROGRAMS AWARDS WITH PARTNER ROSS INITIATIVE IN SPORTS FOR EQUALITY (RISE)

Miami – The Miami Dolphins and the Ross Initiative in Sports for Equality (RISE) recognize the week two youth football players, coaches and parent who have demonstrated their commitment to being leaders on and off the field:

- High School Player of the Week: **Renaldo Flowers Jr.** is a senior DT at Miami Jackson High School. He was instrumental in his team's 12-9 victory over Miami Booker T. Washington HS who ranks as the #2 team in the country. Flowers Jr. recorded nine tackles, two fumble recoveries and had two QB hurries. One of the hurries influenced the game-winning interception that helped seal his team's victory.
- High School Coach of the Week: **Lakatriona Brunson** is the head coach at Miami Jackson High School. She was hired as first female head coach in Florida high school football. Last weekend Brunson lead her team to a 12-9 victory over Miami Booker T. Washington High School.
- Youth Player of the Week: **Taron "Tyger" Dickens** from the American Youth Football League. He plays QB for the Miramar Wolverines 12U. The Wolverines beat the West Pines Pembroke Pines Panthers with Dickens 10 of 17 for 184 yards and two touchdowns. He threw for two touchdowns in last Saturday's 12-7 victory over the Panthers. Dickens has thrown for 16 touchdowns prior to Saturday's game. Dickens' Wolverines 12U championship team defeated Team No Huddle 37-14 in this year's Miami Dolphins Youth 7on 7.
- Team Mom of the Week: **Gina Brooks** from the Greater Miami South Florida Pop Warner. Brooks is the team mom for the Miami Youth Hurricanes Peewees. She is a wife and mother of three children and the engine that helps her team run smoothly. The one thing that stands out about Brooks is how she continues to emphasis education, obedience, respect and the importance of family (team). She is most proud that her team does not have any academic waivers. Simply put – she has a team full of good students with good grades and school attendance.



High School Coach of the Week Lakatriona Brunson (Miami Jackson HS)

Each award recipient will be presented with a plaque on the field during this week's Dolphins home game at Hard Rock Stadium against the Cleveland Browns, and receive acknowledgment of their accomplishment in the game program and through the Dolphins' and RISE's social media platforms. They also will receive a pair of tickets to a Miami Dolphins home game and a Dolphins/RISE T-shirt.

As a newly added component of the program and part of the Dolphins/RISE partnership, winners will be empowered to make a difference by participating in a RISE training program where they will learn how to use the unifying power of sport to promote the importance and benefits of unity, equality and inclusiveness as well as address racial tensions their teams, schools and communities might experience.

Awardees also will be encouraged to take a pledge, committing to stand up to racial inequality and share how they plan to affect change by creating a "How I RISE" video message, which will be posted on RISEtoWIN.org.



Team Mom of the Week Gina Brooks with her Miami Youth Hurricanes Peewees



MIAMI DOLPHINS IN THE COMMUNITY



WR Kenny Stills and DE Julius Warmesley distribute backpacks to students from local schools

MIAMI DOLPHINS HOST BACK TO SCHOOL BACKPACK EVENT

Hollywood, Fla. – Miami Dolphins players including punter Matt Darr and his wife, Lauren, long snapper John Denney, tight end MarQueis Gray and his wife, Alison, defensive end Dion Jordan, wide receiver Kenny Stills and defensive tackle Julius Warmesley, along with cheerleaders and mascot T.D., distributed backpacks to students from Title I schools in Broward and Miami-Dade County schools who were selected by their principals.

“Our players, cheerleaders and staff had a great time interacting with students in the community and always look forward to this annual event,” Miami Dolphins Senior Vice President of Communications & Community Affairs Jason Jenkins said. “One of our main pillars is education and we hope that these much-needed supplies will push these kids to a successful school year.”

One hundred students from Sterling Elementary, Glades Middle School, Phillis Wheatley Elementary and Gertrude K. Edelman/Sabal Palm Elementary School enjoyed dinner, received a Dolphins T-shirt and had a chance to play games alongside the Dolphins players.

“The fact that the organization would take time out during football season to spend time with our students and give us the opportunity to engage in activity is incredible,” Phillis Wheatley Elementary Principal Cathy Williams said. “To go away with supplies and a book bag with an emblem of the Dolphins so they can remember forever is just an experience for them.”



P Matt Darr and LS John Denney enjoy playing games with a South Florida student



TE MarQueis Gray interacts with a local student during an air hockey match



DEPTH CHART

OFFENSE

POS	NO	NAME (GP/GS)	NO	NAME (GP/GS)	NO	NAME (GP/GS)	NO	NAME (GP/GS)	NO	NAME (GP/GS)
WR	10	Kenny Stills (2/2)	15	Justin Hunter (1/0)						
LT	76	Branden Albert (2/2)								
LG	<u>67</u>	<u>Laremy Tunsil (2/2)</u>	63	Dallas Thomas (0/0)						
C	51	*Mike Pouncey (0/0)	65	Anthony Steen (2/2)	60	Kraig Urbik (2/0)				
RG	74	Jermon Bushrod (2/2)	77	Billy Turner (2/0)						
RT	70	Ja'Wuan James (2/2)								
TE	84	Jordan Cameron (2/2)	80	Dion Sims (2/0)	48	MarQueis Gray (2/0)				
QB	17	Ryan Tannehill (2/2)	8	Matt Moore (0/0)						
RB	29	Arian Foster (2/2)	23	Jay Ajayi (1/0)	26	Damien Williams (1/0)	<u>32</u>	<u>Kenyan Drake (2/0)</u>	22	Isaiah Pead (0/0)
WR	14	Jarvis Landry (2/2)	<u>19</u>	<u>Jakeem Grant (2/0)</u>						
WR	11	DeVante Parker (1/1)	88	<u>Leonte Carroo (2/1)</u>						

DEFENSE

POS	NO	NAME (GP/GS)	NO	NAME (GP/GS)	NO	NAME (GP/GS)
DE	91	Cameron Wake (2/0)	50	Andre Branch (2/0)	78	Terrence Fede (1/0)
DT	93	Ndamukong Suh (2/2)	73	Julius Warmesley (2/0)		
DT	97	Jordan Phillips (2/2)	52	Chris Jones (1/0)		
DE	94	Mario Williams (2/2)	98	Jason Jones (2/2)		
LB	55	Koa Misi (2/2)	42	Spencer Paysinger (2/0)		
LB	47	Kiko Alonso (2/2)	45	Mike Hull (2/0)	56	Donald Butler (0/0)
LB	53	Jelani Jenkins (2/1)	46	Neville Hewitt (2/0)		
CB	41	Byron Maxwell (2/2)	28	Bobby McCain (2/0)		
CB	<u>25</u>	<u>Xavien Howard (2/2)</u>	36	Tony Lippett (2/0)	<u>21</u>	<u>Jordan Lucas (1/0)</u>
S	24	Isa Abdul-Quddus (2/2)	31	Michael Thomas (2/1)		
S	20	Reshad Jones (2/2)	35	Walt Aikens (2/0)		

SPECIALISTS

POS	NO	NAME	NO	NAME
K	3	Andrew Franks (2/0)		
P	4	Matt Darr (2/0)		
KO	3	Andrew Franks (2/0)		
H	4	Matt Darr (2/0)		
LS	92	John Denney (2/0)		
KOR	<u>19</u>	<u>Jakeem Grant (2/0)</u>	<u>32</u>	<u>Kenyan Drake (2/0)</u>
PR	14	Jarvis Landry (2/2)	<u>19</u>	<u>Jakeem Grant (2/0)</u>

*Underlined players are rookies
* Did not play last week due to injury*



NDAMUKONG SUH POSTED A CAREER-HIGH AND TEAM-LEADING 12 TACKLES LAST WEEK AT NEW ENGLAND



PROJECTED CONTRIBUTORS: OFFENSE

QB 17



RYAN TANNEHILL | 6-4 | 216 | TEXAS A&M

- **LAST GAME:** at New England (9/18): 32-of-45, 389 yds, 2 TDs, 2 INTs.
- Has started 66 straight games as Miami's quarterback.
- Went 22-of-27 for 273 yards, 2 TDs and a 118.1 passer rating in second half last week at NE. Set career high for second-half passing yards (273).

RB 29



ARIAN FOSTER | 6-1 | 227 | TENNESSEE

- **LAST GAME:** at New England (9/18): 3 att, 9 yds.
- Second in NFL history among undrafted players in rushing yards (6,519) and rushing touchdowns (54).
- Signed with the Dolphins on July 18, 2016 after 7 years in Houston.

WR 14



JARVIS LANDRY | 5-11 | 206 | LSU

- **LAST GAME:** at New England (9/18): 10 rec, 137 yds.
- Fastest NFL player to reach 200 career receptions (33 games).
- Became second-fastest Dolphin to reach 2,000 career receiving yards last week in just his 34th career game. WR Mark Duper did it in 28 games.

WR 10



KENNY STILLIS | 6-0 | 195 | OKLAHOMA

- **LAST GAME:** at New England (9/18): 2 rec, 39 yds, 1 TD.
- Caught a 24-yard TD last week from Tannehill - was his longest play from scrimmage since a 47-yard TD vs. NYG on Dec. 14, 2015.
- Has played 117 of Miami's 119 offensive snaps this season (98.3 pct.).


WR 11



DeVANTE PARKER | 6-3 | 212 | LOUISVILLE

- **LAST GAME:** at New England (9/18): 8 rec, 106 yds.
- Made his 2016 debut with his second straight 100-yard receiving game last week at NE and matched his career high with 106 receiving yards.
- All eight of his receptions at NE came in the second half.

TE 84



JORDAN CAMERON | 6-5 | 265 | USC

- **LAST GAME:** at New England (9/18): 5 rec, 49 yds, 1 TD.
- Topped the 2,000-yard career receiving mark with 13 yards in the first half at NE. Now has 172 career receptions for 2,041 yards.
- Earned Pro Bowl selection in 2013.

LT 76



BRANDEN ALBERT | 6-5 | 314 | VIRGINIA

- **LAST GAME:** at New England (9/18): Started at LT and didn't allow a sack.
- Has not been penalized in 2016.
- Has played in 110 career games with 108 starts.
- Two-time Pro Bowl selection (2013, 2015).

LG 67



LAREMY TUNSIL | 6-5 | 316 | MISSISSIPPI

- **LAST GAME:** at New England (9/18): Started at LG and didn't allow a sack.
- Has not been penalized in 2016.
- First-round pick (13th overall) by Miami in the 2016 NFL draft.
- Played left tackle at Ole Miss but is Miami's starting left guard.

C 51



MIKE POUNCEY | 6-5 | 299 | FLORIDA

- **LAST GAME:** at New England (9/18): Inactive due to injury.
- Started 14 games at center for Miami in 2015.
- Has played in and started 72 career games.
- Three-time Pro Bowl selection (2013-15).

RG 74



JERMON BUSHROD | 6-5 | 320 | TOWSON

- **LAST GAME:** at New England (9/18): Started at RG and didn't allow a sack.
- Played in 110 career games with 98 starts.
- Has played left tackle his entire career until moving to right guard this year.
- Two-time Pro Bowl selection (2011 and 2012).

RT 70



JA'WAN JAMES | 6-6 | 307 | TENNESSEE

- **LAST GAME:** at New England (9/18): Started at RT and didn't allow a sack.
- Started seven games at right tackle in 2015 before suffering a season-ending injury.
- Was a first-round pick (19th overall) by Miami in the 2014 NFL draft.

JAY AJAYI | 6-0 | 229

RB 23

- Had nine touches for 45 yards (5.0 avg.) in his 2016 debut at NE last week (5 att, 14 rush yds / 4 rec, 31 rec yds).
- Missed seven games of the 2015 season due to injury.
- Played collegiately at Boise State.



DAMIEN WILLIAMS | 5-11 | 228

RB 26

- Had 33 consecutive games played streak snapped last week at NE when he was inactive.
- Rushed 16 times for 59 yards (3.7 avg.) and caught 21 passes for 142 yards (6.8 avg.) and one TD in 2015.



KENYAN DRAKE | 6-1 | 216

RB 32

- Scored first career touchdown on a 7-yard TD run last week at NE.
- Third-round pick (73rd overall) by Miami in the 2016 NFL Draft.
- Played in 42 career games at Alabama.



JUSTIN HUNTER | 6-4 | 203

WR 15

- Acquired off waivers from Tennessee on Sept. 4, 2016.
- Played in 35 games with 13 starts for the Titans from 2013-15.
- Was a second-round pick (34th overall) in 2013 NFL draft.



LEONTE CARROO | 6-1 | 217

WR 88

- Caught two passes for 14 yards (7.0 avg.) in his first NFL start in Week 1 at Seattle.
- Selected in the third round (86th overall) of the 2016 NFL draft by Miami.
- Rutgers all-time career leader with 29 receiving TDs.



JAKEEM GRANT | 5-7 | 172

WR 19

- His 33.5 kickoff return avg. would rank second in the NFL if he had min. no. of returns.
- Sixth-round pick (186th overall) in the 2016 NFL draft by Miami.
- All-time leading receiver in Texas Tech history (3,289 yards).



DION SIMS | 6-4 | 271

TE 80

- Has played in 44 career games with 11 starts.
- Posted his best season in 2014 with career highs in receptions (24), receiving yards (284) and receiving TDs (2).



MATT MOORE | 6-3 | 225

QB 8

- Ranks No. 4 in team history in career passer rating (84.9).
- Is fourth among Dolphins all-time career completion percentage leaders (59.9).
- Has played in 41 career games with 25 starts.





PROJECTED CONTRIBUTORS: DEFENSE

DE 91		CAMERON WAKE 6-3 263 PENN STATE <ul style="list-style-type: none"> • LAST GAME: at New England (9/18): Played but did not record any stats. • Second in Dolphins history with 70.0 career sacks. • Sixth in NFL history in most sacks by undrafted players (70.0). • Four-time Pro Bowl selection (2010, 2012-14). 	JASON JONES 6-5 278 DE 98		<ul style="list-style-type: none"> • Leads team with 1.5 sacks and needs 0.5 more to reach 30 sacks in his career. • In his ninth NFL season with 97 games played and 67 career starts. • Played last three seasons (2013-15) in Detroit.
DT 93		NDAMUKONG SUH 6-4 305 NEBRASKA <ul style="list-style-type: none"> • LAST GAME: at New England (9/18): Led team with 12 tackles (4 solo). • Posted career high and led team with 12 total tackles last week at NE. • Second-most sacks by an NFL defensive tackle since 2010 (43.0). • Four-time Pro Bowl selection (2010, 2012-14). 	ANDRE BRANCH 6-5 263 DE 50		<ul style="list-style-type: none"> • Signed by the Dolphins as an unrestricted free agent on March 16, 2016. • Played first four years (2012-15) of his NFL career in Jacksonville. • Has 53 career games played, 12 starts and 14 sacks.
DT 97		JORDAN PHILLIPS 6-6 335 OKLAHOMA <ul style="list-style-type: none"> • LAST GAME: at New England (9/18): 2 asst. tackles. • His penetration caused QB Russell Wilson to fumble in 4th quarter in Week 1. • Has recorded at least 0.5 stuffs in each of the first two games of 2016. • Was a second-round pick (52nd overall) by Miami in 2015. 	CHRIS JONES 6-1 293 DT 52		<ul style="list-style-type: none"> • Spent the 2016 training camp with Miami and was re-signed on Sept. 14, 2016. • Played 2013-14 seasons in New England and appeared in 28 games with 23 starts. • Missed the entire 2015 season due to injury.
DE 94		MARIO WILLIAMS 6-6 300 NC STATE <ul style="list-style-type: none"> • LAST GAME: at New England (9/18): 1 solo tackle. • Tied for third in NFL in sacks since he entered the league in 2006 (97.0). • Signed by the Dolphins on March 9, 2016. • Four-time Pro Bowl selection (2008-09, 2013-14). 	SPENCER PAYSINGER 6-2 243 LB 42		<ul style="list-style-type: none"> • Played in 14 games with Miami in 2015 - his first season with the team. • Totaled 15 special teams tackles in 2015. • Has played in 78 career games with 14 starts.
LB 55		KOA MISI 6-3 256 UTAH <ul style="list-style-type: none"> • LAST GAME: at New England (9/18): 9 tackles (4 solo). • Has played in 83 games with 72 starts in six seasons with the Dolphins. • Has started at least nine games for Miami in every season since he was selected in the second round (40th overall) in the 2010 NFL draft. 	NEVILLE HEWITT 6-2 232 LB 46		<ul style="list-style-type: none"> • Played in all 18 games since joining the Dolphins as an undrafted college free agent in 2015. • Totaled 32 tackles (22 solo) and one interception as a rookie last year.
LB 47		KIKO ALONSO 6-3 239 OREGON <ul style="list-style-type: none"> • LAST GAME: at New England (9/18): 11 tackles (4 solo), 1 QBH and 1 FR. • Team's leading tackler with 22 total stops in first two games. • Tied for the NFL lead with two fumble recoveries. • Traded to Miami along with Byron Maxwell from Phil. on March 9, 2016. 	BOBBY McCAIN 5-11 192 CB 28		<ul style="list-style-type: none"> • Played in all 16 games with four starts as a rookie in 2015. • Primarily a nickel/slot cornerback. • Selected by Miami in the fifth round (145th overall) of the 2015 NFL draft.
LB 53		JELANI JENKINS 6-0 240 FLORIDA <ul style="list-style-type: none"> • LAST GAME: at New England (9/18): 5 tackles (2 solo), 1 TFL, 1 PD. • Has played in 46 games with 29 starts in his four-year Dolphins career. • Made his 200th career tackle in the first quarter at NE. Finished the contest with five tackles and now has 202 in his career. 	TONY LIPPETT 6-3 194 CB 36		<ul style="list-style-type: none"> • Played in nine games as a rookie in 2015. • Was primarily a wide receiver in college, starting 27 games there. • Selected by Miami in the fifth round (156th overall) of the 2015 NFL draft.
CB 41		BYRON MAXWELL 6-1 203 CLEMSON <ul style="list-style-type: none"> • LAST GAME: at New England (9/18): 5 tackles (2 solo), 1 FF. • Has totaled nine interceptions since 2013 (including playoffs), tied for the 11th-best mark among NFL cornerbacks since then. • Traded to Miami along with Kiko Alonso from Phil. on March 9, 2016. 	MICHAEL THOMAS 5-11 193 S 31		<ul style="list-style-type: none"> • Recorded his first career sack with a strip-sack of QB Jacoby Brissett last week at NE. • Played in all 16 games with 13 starts in 2015 and totaled a career-high 71 tackles. • Also plays nickel/slot cornerback.
CB 25		XAVIEN HOWARD 6-1 198 BAYLOR <ul style="list-style-type: none"> • LAST GAME: at New England (9/18): 5 tackles (2 solo). • Became first Dolphins rookie CB since 2009 (Sean Smith) to start Week 1. • Second-round pick (38th overall) by Miami in the 2016 NFL draft. • Three-year letterman (2013-15) and two-year starter at Baylor. 			
S 24		ISA ABDUL-QUDDUS 6-1 196 FORDHAM <ul style="list-style-type: none"> • LAST GAME: at New England (9/18): 8 tackles (4 solo). • Has started 34 consecutive games (Detroit 2014-15, Miami 2016). • Totaled 152 tackles (106 solo) and 3 interceptions in 5-year NFL career. • Signed by the Dolphins as an unrestricted free agent on March 11, 2016. 			
S 20		RESHAD JONES 6-1 214 GEORGIA <ul style="list-style-type: none"> • LAST GAME: at New England (9/18): 9 tackles (4 solo). • Third Dolphins safety to post 500 career tackles (Brock Marion, Yeremiah Bell). • Posted five interceptions in 2015 - most by a Dolphins safety since 2002. • Earned his first Pro Bowl selection following the 2015 season. 			



2016 MIAMI DOLPHINS TRANSACTIONS (as of September 19, 2016)

DATE	POS.	PLAYER/COACH	TRANSACTION	DATE	POS.	PLAYER/COACH	TRANSACTION
Jan. 4		Chris Grier	Named General Manager	March 8	WR	Christian Jones	Signed as FA
Jan. 6	RB	Jahwan Edwards	Signed to futures contract	March 8	DE	Mario Williams	Signed as FA
Jan. 6	WR	Robert Herron	Signed to futures contract	March 9	DE	Olivier Vernon	Withdrawn Transition Tag
Jan. 6	LB	Terrell Manning	Signed to futures contract	March 9	CB	Brent Grimes	Released
Jan. 6	G	Vinston Painter	Signed to futures contract	March 9	LB	Kiko Alonso	Acquired by Miami in Trade (Phi.)
Jan. 6	G	Anthony Steen	Signed to futures contract	March 9	CB	Byron Maxwell	Acquired by Miami in Trade (Phi.)
Jan. 6	CB	Dax Swanson	Signed to futures contract	March 10	S	Isa Abdul-Quddus	Signed as UFA (Det.)
Jan. 6	DE	Julius Warmesley	Signed to futures contract	March 10	T	Sam Young	Signed as UFA (Jac.)
Jan. 6	DE	Jordan Williams	Signed to futures contract	March 10	LB	James-Michael Johnson	Re-Signed
Jan. 7	WR	Tyler Davis	Signed to futures contract	March 10	C/G	Jacques McClendon	Re-Signed
Jan. 8	DB	Damarr Aultman	Signed to futures contract	March 10	RB	C.J. Anderson	Signed to RFA Offer Sheet (Den.)
Jan. 9		Adam Gase	Named Head Coach	March 10	CB	Byron Maxwell	Restructured Contract
Jan. 12		Vance Joseph	Named Defensive Coordinator	March 11	G/T	Jermon Bushrod	Signed as FA
Jan. 12		Matt Burke	Named Linebackers Coach	March 16	QB	Matt Moore	Re-Signed
Jan. 12		Shane Day	Named Tight Ends Coach	March 16	DE	Andre Branch	Signed as UFA (Jac.)
Jan. 12		Chris Foerster	Named Offensive Line Coach	March 18		Jim Washburn	Named Senior Defensive Assistant/Pass Rush Specialist
Jan. 12		Shawn Jefferson	Named Wide Receivers Coach	March 18	WR	Griff Whalen	Signed as FA
Jan. 12		Eric Stokes	Named Senior Personnel Executive	March 22	C/G	Kraig Urbik	Signed as FA
Jan. 14	DT	Charles Tuauu	Signed to futures contract	March 31	LB	Spencer Paysinger	Re-Signed
Jan. 19	QB	Zac Dysert	Signed to futures contract	March 31	TE	MarQueis Gray	Signed as FA
Jan. 19	TE	Dominique Jones	Signed to futures contract	March 31	RB	Isaiah Pead	Signed as FA
Jan. 20		Clyde Christensen	Named Offensive Coordinator	March 31	RB	Daniel Thomas	Signed as FA
Jan. 20		Bo Hardegee	Named Quarterbacks Coach	April 5	CB	Ifo Ekpre-Olomu	Acquired from waivers (Cle.)
Jan. 20		Jeremiah Washburn	Named Assistant Offensive Line Coach	April 18	DT	Chris Jones	Acquired from waivers (N.E.)
Jan. 25		Blue Adams	Named Football Research Analyst	April 28	DB	Damarr Aultman	Waived
Jan. 25		Lou Anarumo	Named Defensive Backs Coach	April 28	WR	Tyler Davis	Waived
Jan. 25		Jim Arthur	Named Assistant Strength and Conditioning Coach	April 28	WR	Robert Herron	Waived
Jan. 25		Danny Barrett	Named Running Backs Coach	April 28	DT	Robert Thomas II	Waived
Jan. 25		Charlie Bullen	Named Assistant Linebackers Coach	April 28	LB	Terrell Manning	Terminated contract
Jan. 25		Ben Johnson	Named Assistant Wide Receivers Coach	April 28	G/T	Laremy Tunsil	Selected in NFL draft - D1, '16
Jan. 25		Chris Kuper	Named Offensive Quality Control	April 29	CB	Xavien Howard	Selected in NFL draft - D2, '16
Jan. 25		Rusty McKinney	Named Defensive Quality Control	April 29	RB	Kenyan Drake	Selected in NFL draft - D3a, '16
Jan. 25		Ken O'Keefe	Named Senior Football Research Analyst	April 29	WR	Leonte Carroo	Selected in NFL draft - D3b, '16
Jan. 25		Dave Puloka	Named Head Strength and Conditioning Coach	April 30	WR	Jakeem Grant	Selected in NFL draft - D6a, '16
Jan. 25		Ted Rath	Named Assistant Strength and Conditioning Coach	April 30	CB	Jordan Lucas	Selected in NFL draft - D6b, '16
Jan. 28	WR	Tyler Murphy	Signed to futures contract	April 30	QB	Brandon Doughty	Selected in NFL draft - D7a, '16
Feb. 8	T	Jason Fox	Waived	April 30	TE	Thomas Duarte	Selected in NFL draft - D7b, '16
Feb. 12		Daronte Jones	Named Assistant Defensive Backs Coach	April 30	CB	Jamar Taylor	Traded (Cle.)
Feb. 12		Eric Stokes	Parted ways	May 2	RB	Jahwan Edwards	Waived
Feb. 12	DE	Quinton Coples	Terminated contract	May 2	WR	Christian Jones	Waived
Feb. 12	CB	Brice McCain	Terminated contract	May 2	DE	Damontre Moore	Waived
Feb. 19	CB	Chimdi Chekwa	Signed as FA	May 6	LB	Akil Blount	Signed as Undrafted College Free Agent
Feb. 19	WR	A.J. Cruz	Signed as FA	May 6	LB	James Burgess	Signed as Undrafted College Free Agent
Feb. 23	CB	Dax Swanson	Waived	May 6	C/G	Ruben Carter	Signed as Undrafted College Free Agent
Feb. 29	DE	Cleyon Laing	Signed as FA	May 6	LS	Ryan DiSalvo	Signed as Undrafted College Free Agent
March 1	DE	Olivier Vernon	Placed Transition Tag	May 6	LB	Tyler Gray	Signed as Undrafted College Free Agent
March 5	DT	Ndamukong Suh	Restructured Contract	May 6	S	A.J. Hendy	Signed as Undrafted College Free Agent
March 5	LB	Koa Misi	Restructured Contract	May 6	TE	Gabe Hughes	Signed as Undrafted College Free Agent
March 5	S	Shamiel Gary	Placed Exclusive Rights Tender	May 6	DE	Farrington Huguenin	Signed as Undrafted College Free Agent
March 5	WR	Matt Hazel	Placed Exclusive Rights Tender	May 6	K	Marshall Koehn	Signed as Undrafted College Free Agent
March 5	T	Ulrick John	Placed Exclusive Rights Tender	May 6	CB	Lafayette Pitts	Signed as Undrafted College Free Agent
March 5	CB	Tyler Patmon	Placed Exclusive Rights Tender	May 6	WR	Rashawn Scott	Signed as Undrafted College Free Agent
March 5	TE	Jake Stoneburner	Placed Exclusive Rights Tender	May 6	WR	Brandon Shippen	Signed as Undrafted College Free Agent
March 5	S	Michael Thomas	Placed Exclusive Rights Tender	May 7	DE	Cameron Wake	Signed Contract Extension
March 5	WR	Greg Jennings	Released	May 16	DE	Jason Jones	Signed as FA
March 8	TE	Jordan Cameron	Restructured Contract	June 16	QB	Logan Thomas	Waived
March 8	DT	Robert Thomas II	Restructured Contract	June 16	DT	Charles Tuauu	Waived



2016 MIAMI DOLPHINS TRANSACTIONS (as of September 19, 2016)

DATE	POS.	PLAYER/COACH	TRANSACTION	DATE	POS.	PLAYER/COACH	TRANSACTION
July 18	RB	Arian Foster	Signed as FA	Sept. 3	DE	Jordan Williams	Waived
July 29	CB	Xavien Howard	Placed on Physically Unable to Perform List	Sept. 3	CB	Chimdi Chekwa	Released
July 29	CB	Bobby McCain	Placed on Physically Unable to Perform List	Sept. 3	LB	James-Michael Johnson	Released
July 29	RB	Arian Foster	Placed on Physically Unable to Perform List	Sept. 3	TE	Dominique Jones	Released
July 29	RB	Damien Williams	Placed on Physically Unable to Perform List	Sept. 3	RB	Daniel Thomas	Released
July 29	LB	Zach Vigil	Placed on Active/Non-Football Injury List	Sept. 3	T	Sam Young	Released
July 29	DE	Dion Jordan	Conditionally reinstated by NFL	Sept. 3	CB	Chris Culliver	Placed on Reserve/Physically Unable To Perform List
July 30	CB	Bobby McCain	Activated from Physically Unable to Perform List	Sept. 4	WR	Justin Hunter	Acquired from waivers (Ten.)
July 30	CB	Rashaan Melvin	Signed as FA	Sept. 4	WR	Griff Whalen	Released
July 30	TE	Jake Stoneburner	Waived	Sept. 4	LB	James Burgess	Signed to practice squad
July 31	CB	Brandon Harris	Signed as FA	Sept. 4	G	Jamil Douglas	Signed to practice squad
July 31	CB	Tyler Patmon	Waived	Sept. 4	TE	Thomas Duarte	Signed to practice squad
July 31	RB	Arian Foster	Activated from Physically Unable to Perform List	Sept. 4	S	A.J. Hendy	Signed to practice squad
July 31	DE	Dion Jordan	Placed on Active/Non-Football Injury List	Sept. 4	T	Ulrick John	Signed to practice squad
Aug. 2	RB	Damien Williams	Activated from Physically Unable to Perform List	Sept. 4	DE	Cleyon Laing	Signed to practice squad
Aug. 3	LB	Danny Lansanah	Signed as FA	Sept. 4	CB	Lafayette Pitts	Signed to practice squad
Aug. 3	WR	Tyler Murphy	Waived/Injured	Sept. 4	WR	Rashawn Scott	Signed to practice squad
Aug. 6	WR	Tyler Murphy	Reached an injury settlement	Sept. 4	DE	Jordan Williams	Signed to practice squad
Aug. 8	CB	Al Louis-Jean	Signed as FA	Sept. 6	LB	Brandon Watts	Signed to practice squad
Aug. 8	CB	Ifo Ekpre-Olomu	Waived/Injured	Sept. 13	LB	James Burgess	Released from practice squad
Aug. 9	CB	Ifo Ekpre-Olomu	Placed on Reserve/Injured List	Sept. 13	LB	Donald Butler	Signed as FA
Aug. 10	CB	Chris Culliver	Signed as FA	Sept. 13	DT	Earl Mitchell	Placed on Reserve/Injured List
Aug. 10	CB	Chris Culliver	Placed on Physically Unable to Perform List	Sept. 14	QB	Brandon Doughty	Waived
Aug. 10	C/G	Jacques McClendon	Released	Sept. 14	DT	Chris Jones	Signed as FA
Aug. 10	LB	Danny Lansanah	Released	Sept. 15	QB	Brandon Doughty	Signed to practice squad
Aug. 15	DE	Cedric Reed	Signed as FA				
Aug. 16	DE	Farrington Huguenin	Waived/Injured				
Aug. 18	CB	Xavien Howard	Activated from Physically Unable to Perform List				
Aug. 27	LB	Akil Blount	Waived				
Aug. 27	C/G	Ruben Carter	Waived				
Aug. 27	WR	A.J. Cruz	Waived				
Aug. 27	LS	Ryan DiSalvo	Waived				
Aug. 27	WR	Matt Hazel	Waived				
Aug. 27	TE	Gabe Hughes	Waived				
Aug. 27	K	Marshall Koehn	Waived				
Aug. 27	CB	Al Louis-Jean	Waived				
Aug. 27	G	Vinston Painter	Waived				
Aug. 27	WR	Brandon Shippen	Waived				
Aug. 27	CB	Brandon Harris	Released				
Aug. 29	DE	Chris McCain	Traded (N.O.)				
Aug. 30	DE	Dion Jordan	Placed on Reserve/Non-Football Injury List				
Aug. 30	LB	Zach Vigil	Placed on Reserve/Non-Football Injury List				
Sept. 3	LB	James Burgess	Waived				
Sept. 3	DT	Deandre Coleman	Waived				
Sept. 3	G	Jamil Douglas	Waived				
Sept. 3	TE	Thomas Duarte	Waived				
Sept. 3	QB	Zac Dysert	Waived				
Sept. 3	S	Shamiel Gary	Waived				
Sept. 3	LB	Tyler Gray	Waived				
Sept. 3	S	A.J. Hendy	Waived				
Sept. 3	T	Ulrick John	Waived				
Sept. 3	DT	Chris Jones	Waived				
Sept. 3	DE	Cleyon Laing	Waived				
Sept. 3	CB	Rashaan Melvin	Waived				
Sept. 3	CB	Lafayette Pitts	Waived				
Sept. 3	DE	Cedric Reed	Waived				
Sept. 3	WR	Rashawn Scott	Waived				



2016 MIAMI DOLPHINS NUMERICAL ROSTER

(as of September 19, 2016 - visit Dolphins.com for most up-to-date roster)

No.	Name	Pos.	Ht.	Wt.	Birthdate	Exp.	College	Hometown	How Acq.	Date Placed
3	Andrew Franks	K	6-1	202	1/11/93	2	RPI '15	Carmel, Calif.	FA, '15	
4	Matt Darr	P	6-1	214	7/2/92	2	Tennessee '15	Bakersfield, Calif.	FA, '15	
8	Matt Moore	QB	6-3	225	8/9/84	9	Oregon State '07	Newhall, Calif.	UFA, '11 (Car.)	
10	Kenny Stills	WR	6-0	195	4/22/92	4	Oklahoma '13	Carlsbad, Calif.	T, 2015 (N.O.)	
11	DeVante Parker	WR	6-3	212	1/20/93	2	Louisville '15	Louisville, Ky.	D1, '15	
14	Jarvis Landry	WR	5-11	206	11/28/92	3	LSU '14	Lutcher, La.	D2, '14	
15	Justin Hunter	WR	6-4	203	5/20/91	4	Tennessee '13	Virginia Beach, Va.	Wai., '16 (Ten.)	
17	Ryan Tannehill	QB	6-4	216	7/27/88	5	Texas A&M '12	Big Spring, Texas	D1, '12	
19	Jakeem Grant	WR	5-7	172	10/30/92	R	Texas Tech '16	Mesquite, Texas	D6a, '16	
20	Reshad Jones	S	6-1	214	2/25/88	7	Georgia '10	Atlanta, Ga.	D5b, '10	
21	Jordan Lucas	CB	6-0	204	8/2/93	R	Penn State '16	New Rochelle, N.Y.	D6b, '16	
22	Isaiah Pead	RB	5-10	206	12/14/89	4	Cincinnati '12	Columbus, Ohio	FA, '16	
23	Jay Ajayi	RB	6-0	229	6/15/93	2	Boise State '15	Plano, Texas	D5b, '15	
24	Isa Abdul-Quddus	S	6-1	196	8/3/89	6	Fordham '11	Union, N.J.	UFA, '16 (Det.)	
25	Xavien Howard	CB	6-1	198	7/4/93	R	Baylor '16	Houston, Texas	D2, '16	
26	Damien Williams	RB	5-11	228	4/3/92	3	Oklahoma '14	San Diego, Calif.	FA, '14	
28	Bobby McCain	CB	5-11	192	8/18/93	2	Memphis '15	Oxford, Ala.	D5a, '15	
29	Arian Foster	RB	6-1	227	8/24/86	8	Tennessee '09	San Diego, Calif.	FA, '16	
31	Michael Thomas	S	5-11	193	3/17/90	4	Stanford '12	Houston, Texas	FA, '13	
32	Kenyan Drake	RB	6-1	216	1/26/94	R	Alabama '16	Powder Springs, Ga.	D3a, '16	
35	Walt Aikens	S	6-1	218	6/19/91	3	Liberty '14	Charlotte, N.C.	D4, '14	
36	Tony Lippett	CB	6-3	194	7/2/92	2	Michigan State '15	Detroit, Mich.	D5d, '15	
41	Byron Maxwell	CB	6-1	203	2/23/88	6	Clemson '11	North Charleston, S.C.	T, 2016 (Phi.)	
42	Spencer Paysinger	LB	6-2	249	6/28/88	6	Oregon '11	Los Angeles, Calif.	UFA, '15 (NYG)	
45	Mike Hull	LB	6-0	233	5/25/91	1	Penn State '15	Canonsburg, Pa.	FA, '15	
46	Neville Hewitt	LB	6-2	232	4/6/93	2	Marshall '15	Conyers, Ga.	FA, '15	
47	Kiko Alonso	LB	6-3	239	8/14/90	4	Oregon '13	Los Gatos, Calif.	T, 2016 (Phi.)	
48	MarQueis Gray	TE	6-4	255	11/7/89	4	Minnesota '13	Indianapolis, Ind.	FA, '16	
50	Andre Branch	DE	6-5	263	7/14/89	5	Clemson '12	Richmond, Va.	UFA, '16 (Jac.)	
51	Mike Pouncey	C	6-5	299	7/24/89	6	Florida '11	Lakeland, Fla.	D1, '11	
52	Chris Jones	DT	6-1	293	7/12/90	4	Bowling Green '13	Brownsburg, Ind.	FA, '16	
53	Jelani Jenkins	LB	6-0	240	3/13/92	4	Florida '13	Olney, Md.	D4a, '13	
55	Koa Misi	LB	6-3	256	1/17/87	7	Utah '10	Santa Rosa, Calif.	D2, '10	
56	Donald Butler	LB	6-1	242	10/17/88	6	Washington '10	Sacramento, Calif.	FA, '16	
60	Kraig Urbik	C/G	6-5	334	9/23/85	8	Wisconsin '09	Hudson, Wis.	FA, '16	
63	Dallas Thomas	G	6-5	316	10/30/89	4	Tennessee '13	Baton Rouge, La.	D3a, '13	
65	Anthony Steen	C/G	6-3	313	5/9/90	1	Alabama '14	Clarksdale, Miss.	FA, '16	
67	Laremy Tunsil	G/T	6-5	316	8/2/94	R	Mississippi '16	Lake City, Fla.	D1, '16	
70	Ja'Wuan James	T	6-6	307	6/3/92	3	Tennessee '14	Suwannee, Ga.	D1, '14	
73	Julius Warmsley	DE	6-2	294	5/15/90	1	Tulane '14	Baton Rouge, La.	FA, '16	
74	Jermon Bushrod	G/T	6-5	320	8/19/84	10	Towson '07	Fredericksburg, Va.	FA, '16	
76	Branden Albert	T	6-5	314	11/4/84	9	Virginia '08	Glen Burnie, Md.	UFA, '14 (K.C.)	
77	Billy Turner	G	6-5	310	10/17/91	3	North Dakota State '14	Shoreview, Minn.	D3, '14	
78	Terrence Fede	DE	6-4	267	11/19/91	3	Marist '14	Nyack, N.Y.	D7, '14	
80	Dion Sims	TE	6-4	271	2/18/91	4	Michigan State '13	Detroit, Mich.	D4b, '13	
84	Jordan Cameron	TE	6-5	265	8/7/88	6	Southern California '11	Newbury Park, Calif.	UFA, '15 (Cle.)	
88	Leonte Carroo	WR	6-1	217	1/24/94	R	Rutgers '16	Edison, N.J.	D3b, '16	
91	Cameron Wake	DE	6-3	263	1/30/82	8	Penn State '05	Hyattsville, Md.	FA, '09	
92	John Denney	LS	6-5	242	12/13/78	12	Brigham Young '05	Thornton, Colo.	FA, '05	
93	Ndamukong Suh	DT	6-4	305	1/6/87	7	Nebraska '10	Portland, Oregon	UFA '15 (Det.)	
94	Mario Williams	DE	6-6	300	1/31/85	11	North Carolina State '06	Richlands, N.C.	FA, '16	
97	Jordan Phillips	DT	6-6	335	10/15/92	2	Oklahoma '15	Towanda, Kan.	D2, '15	
98	Jason Jones	DE	6-5	278	5/23/86	9	Eastern Michigan '08	Southfield, Mich.	FA, '16	
RESERVE/PHYSICALLY UNABLE TO PERFORM										
1	Chris Culliver	CB	6-0	199	8/17/88	6	South Carolina '11	Philadelphia, Pa.	FA, '16	
RESERVE/NON-FOOTBALL INJURY										
49	Zach Vigil	LB	6-2	240	3/28/91	2	Utah State '15	Clearfield, Utah	FA, '15	
95	Dion Jordan	DE	6-6	275	3/5/90	3	Oregon '13	Chandler, Ariz.	D1, '13	
RESERVE/INJURED										
33	Ifo Ekpre-Olomu	CB	5-9	200	7/10/93	1	Oregon '15	Chino Hills, Calif.	Wai., '16 (Cle.)	8/10/2016
90	Earl Mitchell	DT	6-3	310	9/25/87	7	Arizona '10	Houston, Texas	UFA, '14 (Hou.)	9/13/2016
PRACTICE SQUAD										
6	Brandon Doughty	QB	6-3	217	10/6/91	R	Western Kentucky '16	Davie, Fla.	D7a, '16	
37	A.J. Hendy	S	6-0	209	4/8/93	R	Maryland '16	Bowie, Md.	FA, '16	
40	Lafayette Pitts	CB	5-11	196	9/24/92	R	Pittsburgh '16	Duquesne, Pa.	FA, '16	
58	Brandon Watts	LB	6-2	231	1/21/91	3	Georgia Tech '14	Tennille, Ga.	FA, '16	
68	Ulrick John	T	6-5	307	5/20/92	3	Georgia State '14	Hinesville, Ga.	FA, '15	
69	Jordan Williams	DE	6-4	276	3/23/93	1	Tennessee '15	Gainesville, Fla.	FA, '16	
72	Cleydon Laing	DE	6-4	299	11/21/90	1	Iowa State '13	Edmonton, Alberta	FA, '16	
75	Jamil Douglas	G	6-4	308	2/28/92	2	Arizona State '15	Cypress, Calif.	D4, '15	
83	Thomas Duarte	TE	6-2	241	3/30/95	R	UCLA '16	Fullerton, Calif.	D7b, '16	
87	Rashawn Scott	WR	6-2	204	1/29/92	R	Miami (FL) '16	Melbourne, Fla.	FA, '16	



2016 MIAMI DOLPHINS ALPHABETICAL ROSTER

(as of September 19, 2016 - visit Dolphins.com for most up-to-date roster)

No.	Name	Pos.	Ht.	Wt.	Birthdate	Exp.	College	Hometown	How Acq.	Date Placed
24	Abdul-Quddus, Isa	S	6-1	196	8/3/89	6	Fordham '11	Union, N.J.	UFA, '16 (Det.)	
35	Aikens, Walt	S	6-1	218	6/19/91	3	Liberty '14	Charlotte, N.C.	D4, '14	
23	Ajayi, Jay	RB	6-0	229	6/15/93	2	Boise State '15	Plano, Texas	D5b, '15	
76	Albert, Branden	T	6-5	314	11/4/84	9	Virginia '08	Glen Burnie, Md.	UFA, '14 (K.C.)	
47	Alonso, Kiko	LB	6-3	239	8/14/90	4	Oregon '13	Los Gatos, Calif.	T, 2016 (Phi.)	
50	Branch, Andre	DE	6-5	263	7/14/89	5	Clemson '12	Richmond, Va.	UFA, '16 (Jac.)	
74	Bushrod, Jermon	G/T	6-5	320	8/19/84	10	Towson '07	Fredericksburg, Va.	FA, '16	
56	Butler, Donald	LB	6-1	242	10/17/88	6	Washington '10	Sacramento, Calif.	FA, '16	
84	Cameron, Jordan	TE	6-5	265	8/7/88	6	Southern California '11	Newbury Park, Calif.	UFA, '15 (Cle.)	
88	Carroo, Leonte	WR	6-1	217	1/24/94	R	Rutgers '16	Edison, N.J.	D3b, '16	
4	Darr, Matt	P	6-1	214	7/2/92	2	Tennessee '15	Bakersfield, Calif.	FA, '15	
92	Denney, John	LS	6-5	242	12/13/78	12	Brigham Young '05	Thornton, Colo.	FA, '05	
32	Drake, Kenyan	RB	6-1	216	1/26/94	R	Alabama '16	Powder Springs, Ga.	D3a, '16	
78	Fede, Terrence	DE	6-4	267	11/19/91	3	Marist '14	Nyack, N.Y.	D7, '14	
29	Foster, Arian	RB	6-1	227	8/24/86	8	Tennessee '09	San Diego, Calif.	FA, '16	
3	Franks, Andrew	K	6-1	202	1/11/93	2	RPI '15	Carmel, Calif.	FA, '15	
19	Grant, Jakeem	WR	5-7	172	10/30/92	R	Texas Tech '16	Mesquite, Texas	D6a, '16	
48	Gray, MarQueis	TE	6-4	255	11/7/89	4	Minnesota '13	Indianapolis, Ind.	FA, '16	
46	Hewitt, Neville	LB	6-2	232	4/6/93	2	Marshall '15	Conyers, Ga.	FA, '15	
25	Howard, Xavien	CB	6-1	198	7/4/93	R	Baylor '16	Houston, Texas	D2, '16	
45	Hull, Mike	LB	6-0	233	5/25/91	1	Penn State '15	Cononsburg, Pa.	FA, '15	
15	Hunter, Justin	WR	6-4	203	5/20/91	4	Tennessee '13	Virginia Beach, Va.	Wai., '16 (Ten.)	
70	James, Ja'Wuan	T	6-6	307	6/3/92	3	Tennessee '14	Suwannee, Ga.	D1, '14	
53	Jenkins, Jelani	LB	6-0	240	3/13/92	4	Florida '13	Olney, Md.	D4a, '13	
52	Jones, Chris	DT	6-1	293	7/12/90	4	Bowling Green '13	Brownsburg, Ind.	FA, '16	
98	Jones, Jason	DE	6-5	278	5/23/86	9	Eastern Michigan '08	Southfield, Mich.	FA, '16	
20	Jones, Reshad	S	6-1	214	2/25/88	7	Georgia '10	Atlanta, Ga.	D5b, '10	
14	Landry, Jarvis	WR	5-11	206	11/28/92	3	LSU '14	Lutcher, La.	D2, '14	
36	Lippett, Tony	CB	6-3	194	7/2/92	2	Michigan State '15	Detroit, Mich.	D5d, '15	
21	Lucas, Jordan	CB	6-0	204	8/2/93	R	Penn State '16	New Rochelle, N.Y.	D6b, '16	
41	Maxwell, Byron	CB	6-1	203	2/23/88	6	Clemson '11	North Charleston, S.C.	T, 2016 (Phi.)	
28	McCain, Bobby	CB	5-11	192	8/18/93	2	Memphis '15	Oxford, Ala.	D5a, '15	
55	Misi, Koa	LB	6-3	256	1/17/87	7	Utah '10	Santa Rosa, Calif.	D2, '10	
8	Moore, Matt	QB	6-3	225	8/9/84	9	Oregon State '07	Newhall, Calif.	UFA, '11 (Car.)	
11	Parker, DeVante	WR	6-3	212	1/20/93	2	Louisville '15	Louisville, Ky.	D1, '15	
42	Paysinger, Spencer	LB	6-2	249	6/28/88	6	Oregon '11	Los Angeles, Calif.	UFA, '15 (NYG)	
22	Pead, Isaiah	RB	5-10	206	12/14/89	4	Cincinnati '12	Columbus, Ohio	FA, '16	
97	Phillips, Jordan	DT	6-6	335	10/15/92	2	Oklahoma '15	Towanda, Kan.	D2, '15	
51	Pouncey, Mike	C	6-5	299	7/24/89	6	Florida '11	Lakeland, Fla.	D1, '11	
80	Sims, Dion	TE	6-4	271	2/18/91	4	Michigan State '13	Detroit, Mich.	D4b, '13	
65	Steen, Anthony	C/G	6-3	313	5/9/90	1	Alabama '14	Clarksdale, Miss.	FA, '16	
10	Stills, Kenny	WR	6-0	195	4/22/92	4	Oklahoma '13	Carlsbad, Calif.	T, 2015 (N.O.)	
93	Suh, Ndamukong	DT	6-4	305	1/6/87	7	Nebraska '10	Portland, Oregon	UFA '15 (Det.)	
17	Tannehill, Ryan	QB	6-4	216	7/27/88	5	Texas A&M '12	Big Spring, Texas	D1, '12	
63	Thomas, Dallas	G	6-5	316	10/30/89	4	Tennessee '13	Baton Rouge, La.	D3a, '13	
31	Thomas, Michael	S	5-11	193	3/17/90	4	Stanford '12	Houston, Texas	FA, '13	
67	Tunsil, Laremy	G/T	6-5	316	8/2/94	R	Mississippi '16	Lake City, Fla.	D1, '16	
77	Turner, Billy	G	6-5	310	10/17/91	3	North Dakota State '14	Shoreview, Minn.	D3, '14	
60	Urbik, Kraig	C/G	6-5	334	9/23/85	8	Wisconsin '09	Hudson, Wis.	FA, '16	
91	Wake, Cameron	DE	6-3	263	1/30/82	8	Penn State '05	Hyattsville, Md.	FA, '09	
73	Warmesley, Julius	DE	6-2	294	5/15/90	1	Tulane '14	Baton Rouge, La.	FA, '16	
26	Williams, Damien	RB	5-11	228	4/3/92	3	Oklahoma '14	San Diego, Calif.	FA, '14	
94	Williams, Mario	DE	6-6	300	1/31/85	11	North Carolina State '06	Richlands, N.C.	FA, '16	
RESERVE/PHYSICALLY UNABLE TO PERFORM										
1	Culliver, Chris	CB	6-0	199	8/17/88	6	South Carolina '11	Philadelphia, Pa.	FA, '16	
RESERVE/NON-FOOTBALL INJURY										
49	Vigil, Zach	LB	6-2	240	3/28/91	2	Utah State '15	Clearfield, Utah	FA, '15	
95	Jordan, Dion	DE	6-6	275	3/5/90	3	Oregon '13	Chandler, Ariz.	D1, '13	
RESERVE/INJURED										
33	Ekpre-Olomu, Ifo	CB	5-9	200	7/10/93	1	Oregon '15	Chino Hills, Calif.	Wai., '16 (Cle.)	8/10/2016
90	Mitchell, Earl	DT	6-3	310	9/25/87	7	Arizona '10	Houston, Texas	UFA, '14 (Hou.)	9/13/2016
PRACTICE SQUAD										
6	Doughty, Brandon	QB	6-3	217	10/6/91	R	Western Kentucky '16	Davie, Fla.	D7a, '16	
75	Douglas, Jamil	G	6-4	308	2/28/92	2	Arizona State '15	Cypress, Calif.	D4, '15	
83	Duarte, Thomas	TE	6-2	241	3/30/95	R	UCLA '16	Fullerton, Calif.	D7b, '16	
37	Hendy, A.J.	S	6-0	209	4/8/93	R	Maryland '16	Bowie, Md.	FA, '16	
68	John, Ulrick	T	6-5	307	5/20/92	3	Georgia State '14	Hinesville, Ga.	FA, '15	
72	Laing, Cleylon	DE	6-4	299	11/21/90	1	Iowa State '13	Edmonton, Alberta	FA, '16	
40	Pitts, Lafayette	CB	5-11	196	9/24/92	R	Pittsburgh '16	Duquesne, Pa.	FA, '16	
87	Scott, Rashawn	WR	6-2	204	1/29/92	R	Miami (FL) '16	Melbourne, Fla.	FA, '16	
58	Watts, Brandon	LB	6-2	231	1/21/91	3	Georgia Tech '14	Tennille, Ga.	FA, '16	
69	Williams, Jordan	DE	6-4	276	3/23/93	1	Tennessee '15	Gainesville, Fla.	FA, '16	



2016 MIAMI DOLPHINS POSITIONAL ROSTER / PRONUNCIATIONS (as of Sept. 19, 2016)

OFFENSE (25)

QUARTERBACKS (2)							
NO	NAME	POS	HT	WT	DOB	EXP	COLLEGE
8	Moore, Matt	QB	6-3	225	8/9/84	9	Oregon State '07
17	Tannehill, Ryan	QB	6-4	216	7/27/88	5	Texas A&M '12

RUNNING BACKS (5)							
NO	NAME	POS	HT	WT	DOB	EXP	COLLEGE
22	Peard, Isaiah	RB	5-10	206	12/14/89	4	Cincinnati '12
23	Ajayi, Jay	RB	6-0	229	6/15/93	2	Boise State '15
26	Williams, Damien	RB	5-11	228	4/3/92	3	Oklahoma '14
29	Foster, Arian	RB	6-1	227	8/24/86	8	Tennessee '09
32	Drake, Kenyan	RB	6-1	216	1/26/94	R	Alabama '16

WIDE RECEIVERS (6)							
NO	NAME	POS	HT	WT	DOB	EXP	COLLEGE
10	Stills, Kenny	WR	6-0	195	4/22/92	4	Oklahoma '13
11	Parker, DeVante	WR	6-3	212	1/20/93	2	Louisville '15
14	Landry, Jarvis	WR	5-11	206	11/28/92	3	LSU '14
15	Hunter, Justin	WR	6-4	203	5/20/91	4	Tennessee '13
19	Grant, Jakeem	WR	5-7	172	10/30/92	R	Texas Tech '16
88	Carroo, Leonte	WR	6-1	217	1/24/94	R	Rutgers '16

TIGHT ENDS (3)							
NO	NAME	POS	HT	WT	DOB	EXP	COLLEGE
48	Gray, MarQueis	TE	6-4	255	11/7/89	4	Minnesota '13
80	Sims, Dion	TE	6-4	271	2/18/91	4	Michigan State '13
84	Cameron, Jordan	TE	6-5	265	8/7/88	6	Southern California '11

OFFENSIVE LINEMEN (9)							
NO	NAME	POS	HT	WT	DOB	EXP	COLLEGE
51	Pouncey, Mike	C	6-5	299	7/24/89	6	Florida '11
60	Urbik, Kraig	C/G	6-5	334	9/23/85	8	Wisconsin, '09
63	Thomas, Dallas	G	6-5	316	10/30/89	4	Tennessee '13
65	Steen, Anthony	C/G	6-3	313	5/9/90	1	Alabama '14
67	Tunsil, Laremy	G/T	6-5	316	8/2/94	R	Mississippi '16
70	James, Ja'Wuan	T	6-6	307	6/3/92	3	Tennessee '14
74	Bushrod, Jermon	G/T	6-5	320	8/19/84	10	Towson '07
76	Albert, Brandon	T	6-5	314	11/4/84	9	Virginia '10
77	Turner, Billy	G	6-5	310	10/17/91	3	North Dakota State '14

PRACTICE SQUAD (10)

NO	NAME	POS	HT	WT	DOB	EXP	COLLEGE
6	Doughty, Brandon	QB	6-3	217	10/6/91	R	Western Kentucky '16
75	Douglas, Jamil	G	6-4	308	2/28/92	2	Arizona State '15
83	Duarte, Thomas	TE	6-2	241	3/30/95	R	UCLA '16
37	Hendy, A.J.	S	6-0	209	4/8/93	R	Maryland '16
68	John, Ulrick	T	6-5	307	5/20/92	3	Georgia State '14
72	Laing, Cleyon	DE	6-4	299	11/21/90	1	Iowa State '13
40	Pitts, Lafayette	CB	5-11	196	9/24/92	R	Pittsburgh '16
87	Scott, Rashawn	WR	6-2	204	1/29/92	R	Miami (FL) '16
58	Watts, Brandon	LB	6-2	231	1/21/91	3	Georgia Tech '14
69	Williams, Jordan	DE	6-4	276	3/23/93	1	Tennessee '15

DEFENSE (25)

DEFENSIVE LINEMEN (9)							
NO	NAME	POS	HT	WT	DOB	EXP	COLLEGE
50	Branch, Andre	DE	6-5	263	7/14/89	5	Clemson '12
52	Jones, Chris	DT	6-1	293	7/12/90	4	Bowling Green '13
73	Warmsley, Julius	DE	6-2	294	5/15/90	1	Tulane '14
78	Fede, Terrence	DE	6-4	267	11/19/91	3	Marist '14
91	Wake, Cameron	DE	6-3	263	1/30/82	8	Penn State '05
93	Suh, Ndamukong	DT	6-4	305	1/6/87	7	Nebraska '10
94	Williams, Mario	DE	6-6	300	1/31/85	11	North Carolina State '06
97	Phillips, Jordan	DT	6-6	335	10/15/92	2	Oklahoma '15
98	Jones, Jason	DE	6-5	278	5/23/86	9	Eastern Michigan '08

LINEBACKERS (7)							
NO	NAME	POS	HT	WT	DOB	EXP	COLLEGE
42	Paysinger, Spencer	LB	6-2	249	6/28/88	6	Oregon '11
45	Hull, Mike	LB	6-0	233	5/25/91	1	Penn State '15
46	Hewitt, Neville	LB	6-2	232	4/6/93	2	Marshall '15
47	Alonso, Kiko	LB	6-3	239	8/14/90	4	Oregon '13
53	Jenkins, Jelani	LB	6-0	240	3/13/92	4	Florida '13
55	Misi, Koa	LB	6-3	256	1/17/87	7	Utah '10
56	Butler, Donald	LB	6-1	242	10/17/88	6	Washington '10

DEFENSIVE BACKS (9)							
NO	NAME	POS	HT	WT	DOB	EXP	COLLEGE
20	Jones, Reshad	S	6-1	214	2/25/88	7	Georgia '10
21	Hull, Jordan	CB	6-0	204	8/2/93	R	Penn State '16
24	Abdul-Quddus, Isa	S	6-1	196	8/3/89	6	Fordham '11
25	Howard, Xavien	CB	6-1	198	7/4/93	R	Baylor '16
28	McCain, Bobby	CB	5-11	192	8/18/93	2	Memphis '15
31	Thomas, Michael	S	5-11	193	3/17/90	4	Stanford '12
35	Aikens, Walt	S	6-1	218	6/19/91	3	Liberty '14
36	Lippett, Tony	CB	6-3	194	7/2/92	2	Michigan State '15
41	Maxwell, Byron	CB	6-1	203	2/23/88	6	Clemson '11

SPECIALISTS (3)

NO	NAME	POS	HT	WT	DOB	EXP	COLLEGE
3	Franks, Andrew	K	6-1	202	1/11/93	2	RPI '15
4	Darr, Matt	P	6-1	214	7/2/92	2	Tennessee '15
92	Denney, John	LS	6-5	242	12/13/78	12	Brigham Young '05

ACTIVE/PUP (1)

NO	NAME	POS	HT	WT	DOB	EXP	COLLEGE
1	Culliver, Chris	CB	6-0	199	8/17/88	6	South Carolina '11

RESERVE/NON-FOOTBALL INJURY (2)

NO	NAME	POS	HT	WT	DOB	EXP	COLLEGE
49	Vigil, Zach	LB	6-2	240	3/28/91	2	Utah State '15
95	Jordan, Dion	DE	6-6	275	3/5/90	3	Oregon '13

RESERVE/INJURED (2)

NO	NAME	POS	HT	WT	DOB	EXP	COLLEGE
33	Ekpre-Olomu, Ifo	CB	5-9	200	7/10/93	1	Oregon '15
90	Mitchell, Earl	DT	6-3	310	9/25/87	7	Arizona '10

PRONUNCIATION GUIDE

PLAYER	PHONETICALLY	PLAYER	PHONETICALLY	COACH/STAFF	PHONETICALLY
S Isa Abdul-Quddus	EE-suh abdul-kuh-DOOS	T Ja'Wuan James	JUH-Wan	Lou Anarumo	aann-UH-room-OH
RB Jay Ajayi	uh-JYE-ee	LB Jelani Jenkins	JUH-lA-NEE	Joe Cimino	Chu-MEAN-oh
G/T Jermon Bushrod	JURR-mahn	DE Cleyon Laing	CLEE-on Lang	Chris Foerster	FURR-str
WR Leonte Carroo	LEON-tay Cuh-ROO	LB Koa Misi	CO-uh, ME-see	Naohisa Inoue	Now-HE-Sa, IN-ew-way
QB Brandon Doughty	DOW-tee	RB Isaiah Peard	PEED	Daronte Jones	DUH-rawn-tay
G Jamil Douglas	Juh-MILL	C Mike Pouncey	POUNCE-e	Chris Kuper	KOO-pehr
TE Thomas Duarte	DOO-ort-ee	DT Ndamukong Suh	En-dom-ah-ken Soo	Marwan Maalouf	mah-LOOF
CB Ifo Ekpre-Olomu	EE-foh Ek-PRAY-uh-loh-moo	QB Ryan Tannehill	TAN-uh-hill	Dave Puloka	Puh-LOU-kuh
DE Terrence Fede	Fuh-DAY	G/T Laremy Tunsil	LAIR-uh-mee TUHN-suhl		
TE MarQueis Gray	Mar-QUEES	C/G Kraig Urbik	ERR-bick		
CB Xavien Howard	EX-ay-vee-n				



2016 MIAMI DOLPHINS - HOW THEY WERE ACQUIRED (as of Sept. 19, 2016)

	DRAFT (23)	TRADES (3)	WAIVERS (1)	FREE AGENTS (26)
2005				LS John Denney
2009				DE Cameron Wake
2010	LB Koa Misi (2) S Reshad Jones (5b)			
2011	C Mike Pouncey (1)			QB Matt Moore (Car.)
2012	QB Ryan Tannehill (1)			
2013	G Dallas Thomas (3a) LB Jelani Jenkins (4a) TE Dion Sims (4b)			S Michael Thomas
2014	T Ja'Wuan James (1) WR Jarvis Landry (2) G Billy Turner (3) S Walt Aikens (4) DE Terrence Fede (7)			T Branden Albert (KC) RB Damien Williams
2015	WR DeVante Parker (1) DT Jordan Phillips (2) CB Bobby McCain (5a) RB Jay Ajayi (5b) CB Tony Lippett (5d)	WR Kenny Stills (N.O.)		TE Jordan Cameron (Cle.) P Matt Darr K Andrew Franks LB Neville Hewitt LB Mike Hull LB Spencer Paysinger (NYG) DT Ndamukong Suh (Det.)
2016	G/T Laremy Tunsil (1) CB Xavien Howard (2) RB Kenyan Drake (3a) WR Leonte Carroo (3b) WR Jakeem Grant (6a) CB Jordan Lucas (6b)	LB Kiko Alonso (Phi.) CB Byron Maxwell (Phi.)	WR Justin Hunter (Ten.)	S Isa Abdul-Quddus (Det.) DE Andre Branch (Jax.) G/T Jermon Bushrod LB Donald Butler RB Arian Foster TE MarQueis Gray DT Chris Jones DE Jason Jones RB Isaiah Pead C/G Anthony Steen C/G Kraig Urbik DE Julius Warmesley DE Mario Williams



2016 GAME RECAPS

WEEK 1

SEPT. 11, 2016 | SEATTLE, WASH.
CENTURYLINK FIELD
ATTENDANCE: 69,012 | TV: CBS

SCORING SUMMARY

MIAMI 10	SEATTLE 12
-----------------	-------------------

	1	2	3	4	F
Miami	0	3	0	7	10
Seattle	3	3	0	6	12

The Dolphins put up a tremendous effort at what is considered perhaps the toughest venue in the NFL, but ultimately left Seattle with a disappointing loss.

Seattle converted a make-or-break fourth-down situation and later scored the game-winning touchdown with 31 seconds left to hand the Dolphins a 12-10 loss at CenturyLink Field in Adam Gase's head-coaching debut.

Ryan Tannehill scored on a 2-yard quarterback draw with 4:08 left in the fourth quarter to give the Dolphins a 10-6 lead and Miami then had a chance to all but wrap up the victory when Seattle faced a fourth-and-4 from its 47-yard line.

The Seahawks converted on a 22-yard completion from Russell Wilson to Doug Baldwin, and those two combined again on the game-winning touchdown, a 2-yard pass on second-and-goal.

Earlier in the drive, Seattle converted a fourth-and-1 with a 7-yard run by Christine Michael.

Under new defensive coordinator Vance Joseph, the Dolphins kept Wilson and the Seattle offense in check most of the game, allowing only a pair of Steven Hauschka field goals before the last-minute touchdown.

The Dolphins defense came up with two takeaways — an interception by new safety Isa Abdul-Quddus and a fumble recovery by new linebacker Kiko Alonso. The Dolphins also stopped Seattle on fourth down when Abdul-Quddus broke up a pass in the flat intended for Baldwin.

Ultimately, it was missed opportunities that ended up costing the Dolphins.

After Arian Foster was stopped for no gain on fourth-and-1 from the Seattle 17 in the first quarter, Tannehill threw a perfect deep pass to Kenny Stills on the Dolphins' next offensive snap after Stills got way behind the Seattle secondary. But Stills dropped the pass, turning an easy touchdown into an incomplection.

Trailing 6-3 in the fourth quarter, the Dolphins had a first-and-goal from the Seattle 5-yard line six plays after Alonso's fumble recovery, but couldn't get into the end zone and Andrew Franks then had his 27-yard attempt blocked.

Tannehill's touchdown capped a seven-play, 86-yard drive that featured completions of 16 yards to Stills, 28 yards to Jarvis Landry and 29 yards to Damien Williams.

SCORING DRIVES

TEAM	QTR	TIME	PLAY (EXTRA POINT) (DRIVE INFO)	MIA	SEA
Seahawks	1	5:11	S.Hauschka 39 yd. Field Goal (12-46, 6:08)	0	3
Dolphins	2	8:45	A.Franks 41 yd. Field Goal (6-19, 2:06)	3	3
Seahawks	2	0:00	S.Hauschka 38 yd. Field Goal (10-72, 1:52)	3	6
Dolphins	4	4:08	R.Tannehill 2 yd. run (A.Franks kick) (7-86, 3:01)	10	6
Seahawks	4	0:31	D.Baldwin 2 yd. pass from R.Wilson (kick blocked) (14-75, 3:37)	10	12

GAME STATISTICS

RUSHING (Att-Yds-TD):

Miami: A. Foster 13-38, R. Tannehill 5-17-1, D. Williams 2-9.
Seattle: C. Michael 15-66, T. Rawls 12-32, R. Wilson 4-16, C. Prorise 1-(-2).

PASSING (A-C-Y-TD-I):

Miami: R. Tannehill 29-16-186-0-0.
Seattle: R. Wilson 43-27-258-1-1.

RECEIVING (Rec-Yds-TD):

Miami: J. Landry 7-59, A. Foster 3-62, L. Carroo 2-14, J. Cameron 2-6, D. Williams 1-29, K. Stills 1-16.
Seattle: D. Baldwin 9-92-1, J. Kearse 5-57, T. Rawls 3-26, T. Lockett 3-17, L. Willson 2-26, C. Michael 2-5, C. Prorise 1-13, P. Richardson 1-11, J. Graham 1-11.

SACKS (Sk-Yds):

Miami: N. Suh 1-13, M. Williams 1-5, J. Phillips 0.5-0, J. Jones 0.5-0.
Seattle: M. Bennett 1-9, C. Marsh 1-9, F. Clark 1-8, K. Wright 1-2.

INTERCEPTIONS (Int-Yds):

Miami: I. Abdul-Quddus 1-9.
Seattle: None.

FORCED FUMBLES:

Miami: None
Seattle: C. Marsh 1, A. Rubin 1.

FUMBLE RECOVERIES (No-Yds):

Miami: K. Alonso 1-2.
Seattle: None.

TEAM STATS	MIA	SEA
First Downs	11	21
Rushing	3	4
Passing	7	16
Penalty	1	1
3rd-Down Efficiency	3 for 14	5 for 16
4th-Down Efficiency	0 for 1	2 for 3
Total Net Yards	214	352
Total Net Plays	54	78
Average Gain	4.0	4.5
Net Yards Rushing	64	112
Rushes	20	32
Yards per Rush	3.2	3.5
Net Yards Passing	150	240
Completed - Attempted	16-29	27-43
Yards per Pass Play	4.4	5.2
Sacked - Yards Lost	5-36	3-18
Had Intercepted	0	1
Punts - Average	7-327-46.7	6-253-42.2
Return Yardage	125	40
Punts - Return Yards	4-32	3-40
Kickoffs - Return Yards	3-84	0-0
Interceptions - Return Yards	1-9	0-0
Penalties - Yards	4-40	8-69
Fumbles - Lost	2-0	1-1
Red-Zone Efficiency	1 for 3	1 for 2
Goal-to-Go Efficiency	1 for 2	1 for 1
Time of Possession	25:28	34:32



2016 GAME RECAPS

WEEK 2

SEPT. 18, 2016 | FOXBOROUGH, MASS.
GILLETTE STADIUM
ATTENDANCE: 66,829 | TV: CBS

SCORING SUMMARY

MIAMI 24

NEW ENGLAND 31

	1	2	3	4	F
Miami	0	3	7	14	24
New England	14	10	7	0	31

The Dolphins almost pulled off a remarkable comeback, but came up just short at Gillette Stadium.

The New England Patriots scored touchdowns on their first three possessions before quarterback Jimmy Garoppolo left the game with an injury, built a 24-0 lead and held on for a 31-24 victory.

Tannehill threw two touchdown passes, to wide receiver Kenny Stills and tight end Jordan Cameron, and rookie Kenyan Drake scored his first NFL touchdown on a 7-yard run as the Dolphins outscored New England 21-7 in the second half. The Dolphins also got a 27-yard field goal from Andrew Franks on the last play of the first half.

New England almost put the game away by getting four first downs and setting up for a 39-yard field goal attempt, but Stephen Gostkowski was wide right.

The Dolphins had one final chance after getting the ball at their own 29-yard line with 1:04 left but no timeouts.

The Dolphins got the ball to the New England 29 thanks to a 20-yard completion from Tannehill to DeVante Parker and a 17-yard scramble by Tannehill, but the comeback attempt ended when Duron Harmon recorded an interception in the end zone on fourth-and-5 on a pass intended for Parker.

Before leaving the game with a shoulder injury in the second quarter, Garoppolo threw three touchdown passes, two to wide receiver Danny Amendola and one to tight end Martellus Bennett.

The Dolphins committed two turnovers in the first half — one interception and a fumble by wide receiver Jarvis Landry — and also had a drive end when center Anthony Steen snapped the ball before Tannehill was ready on a third-and-6.

Running back Jay Ajayi, back in the lineup after being inactive in the opener, lost a fumble on the Dolphins' first drive of the second half and New England followed with a 68-yard touchdown drive to make it 31-3.

But the Dolphins began their comeback attempt after that, scoring their touchdowns on drives of 75, 88 and 75 yards.

SCORING DRIVES

TEAM	QTR	TIME	PLAY (EXTRA POINT) (DRIVE INFO)	MIA	NE
Patriots	1	10:53	D.Amendola 12 yd. pass from J.Garoppolo (S.Gostkowski kick) (8-75, 4:07)	0	7
Patriots	1	6:22	M.Bennett 20 yd. pass from J.Garoppolo (S.Gostkowski kick) (7-75, 3:10)	0	14
Patriots	2	13:10	D.Amendola 10 yd. pass from J.Garoppolo (S.Gostkowski kick) (12-76, 6:21)	0	21
Patriots	2	2:48	S.Gostkowski 34 yd. Field Goal (9-36, 3:01)	0	24
Dolphins	2	0:00	A.Franks 27 yd. Field Goal (9-77, 0:58)	3	24
Patriots	3	8:44	L.Blount 9 yd. run (S.Gostkowski kick) (5-68, 2:51)	3	31
Dolphins	3	5:45	K.Stills 24 yd. pass from R.Tannehill (A.Franks kick) (7-75, 2:59)	10	31
Dolphins	4	14:51	J.Cameron 12 yd. pass from R.Tannehill (A.Franks kick) (5-88, 2:13)	17	31
Dolphins	4	6:06	K.Drake 7 yd. run (A.Franks kick) (9-74, 4:43)	24	31

GAME STATISTICS

RUSHING (Att-Yds-TD):

Miami: R. Tannehill 6-35, J. Ajayi 5-14, K. Drake 2-12, A. Foster 3-9.
New England: L. Blount 29-123-1, J. White 4-19, J. Brissett 4-12, D. Foster 1-7.

PASSING (A-C-Y-TD-I):

Miami: R. Tannehill 45-32-389-2-2.
New England: J. Garoppolo 27-18-234-3-0, J. Brissett 9-6-92-0-0.

RECEIVING (Rec-Yds-TD):

Miami: J. Landry 10-137, D. Parker 8-106, J. Cameron 5-49-1, J. Ajayi 4-31, K. Stills 2-39-1, K. Drake 2-6, D. Sims 1-21.
New England: J. Edelman 7-76, M. Bennett 5-114-1, C. Hogan, 4-59, D. Amendola 4-50-2, J. White 2-10, M. Mitchell 1-15, D. Foster 1-2.

SACKS (Sk-Yds):

Miami: M. Thomas 1-14, J. Jones 1-8.
New England: None.

INTERCEPTIONS (Int-Yds):

Miami: None.
New England: J. Collins 1-13, D. Harmon 1-0.

FORCED FUMBLES:

Miami: B. Maxwell 1, B. McCain 1, M. Thomas 1.
New England: J. Freeny 1, L. Ryan 1.

FUMBLE RECOVERIES (No-Yds):

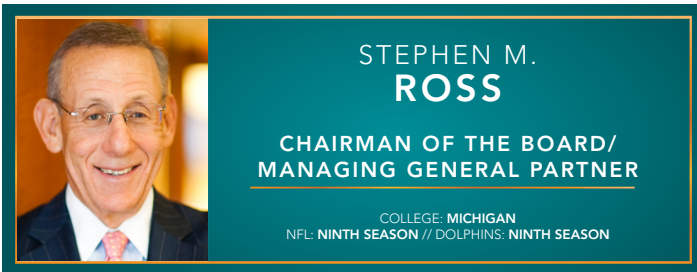
Miami: K. Alonso 1-0.
New England: T. Flowers 1-0, C. Long 1-0.

TEAM STATS

	MIA	NE
First Downs	23	29
Rushing	2	11
Passing	19	15
Penalty	2	3
3rd-Down Efficiency	5 for 10	7 for 14
4th-Down Efficiency	0 for 1	0 for 0
Total Net Yards	459	465
Total Net Plays	61	76
Average Gain	7.5	6.1
Net Yards Rushing	70	161
Rushes	16	38
Yards per Rush	4.4	4.2
Net Yards Passing	389	304
Completed - Attempted	32-45	24-36
Yards per Pass Play	8.6	8.0
Sacked - Yards Lost	0-0	2-22
Had Intercepted	2	0
Punts - Average	4-199-49.8	4-128-32.0
Return Yardage	15	64
Punts - Return Yards	0-0	3-33
Kickoffs - Return Yards	1-15	1-18
Interceptions - Return Yards	0-0	2-13
Penalties - Yards	5-49	7-65
Fumbles - Lost	3-2	3-1
Red-Zone Efficiency	2 for 3	3 for 4
Goal-to-Go Efficiency	0 for 1	1 for 1
Time of Possession	23:14	36:46



STEPHEN M. ROSS



The landscape of South Florida was forever changed when Stephen Ross purchased the Miami Dolphins eight years ago. He began his ownership interest in the Dolphins in February of 2008 when he became a 50 percent partner with H. Wayne Huizenga in the team, the stadium and the surrounding developable land. He increased that share to a 95 percent ownership of the team and the stadium on January 20, 2009 and assumed the responsibility of Managing General Partner of both the Dolphins and the stadium. His investment continues to make an imprint on the region through a rich legacy in sport, community and culture.

Ross' connection to the area didn't start nearly a decade ago, but rather a half century ago when his family moved to Miami Beach in his childhood. The purchase was a culmination of a long-held dream; the Dolphins have been a lifetime passion for him.

Today, that reality flourishes in several aspects of his influence – reverberating from his investment in resources for the organization, his altruism in the community and his willingness to gift South Florida a state-of-the-art facility.

Throughout the Dolphins organization, Ross' ethos of building a first-class team on and off the field is etched deep. Under Ross' vision, a holistic approach has been adopted for the athletes – presenting an environment for them to flourish with cutting-edge sports performance programs, multi-million dollar renovated training facilities and a fully engaged player development program to cater to the players.

"My role as an owner is really to put the team in a position to win and do everything we possibly can," Ross said. "In every single area, we've made changes. We've thought outside the box. We're looking to be the best in class. You can see the players that we've attracted, what they expect and you put it all together, that's what makes winning teams. We're all looking to win."

Ross is committed to supporting the community that supports the Dolphins. He has strengthened the reach of the Miami Dolphins Foundation, offering tremendous support in the areas of education, health, volunteerism and youth programs. In May of 2013, Ross pledged to give more than half of his estate to philanthropic causes and charitable organizations, including South Florida-based institutions. The commitment was made through the Giving Pledge, a long-term global initiative created by Warren Buffett and Bill and Melinda Gates that aims to inspire deeper engagement in philanthropy and increase charitable giving globally. As an NFL owner, he is using his platform to harness the unifying power of sport to advance race relations across the country through the establishment of the nonprofit organization Ross Initiative in Sports for Equality (RISE).

"Sports brings together athletes,

coaches and fans of all races, uniting us with shared experiences and common goals that transcend our differences," Ross said. "The sports community is uniquely positioned and empowered to help drive national discussion and action to unite our country, promote understanding, respect and equality, and advance race relations now and for the next generation. While it would be unrealistic to say that RISE alone will end racism, we have the opportunity to harness the unifying power of sport and create a new paradigm."

Ross' largest contribution to the South Florida area is shaping the culture of the region. After making his name in development, Ross brought his expertise to completely modernize a 28-year-old facility, Hard Rock Stadium, into a truly global entertainment destination. His private investment of more than \$500 million is a game-changer in redefining the fan experience. The first phase of the project involved changing every seat in the stadium, rebuilding the concourses on the 100 and 300 levels, and improving the food choices throughout the entire facility. The second phase of renovations involved the installation of a state-of-the-art canopy that keeps as many as 92 percent of the spectators in the shade and protected from the rain, depending on the time of the day and the month. Additionally, four 1,472-inch high-definition video boards, the largest total square footage in the AFC East, adorn each corner of the stadium. The multi-year project will be completed for the 2017 season with upgrades to the private suites on the 200 level, raising the caliber on premium spaces within a sports venue.

"I think the big winner, as I look at, it is really Miami," Ross said. "We're really trying to create one of the great sports entertainment facilities in the United States today."

Ross has built architectural cathedrals throughout the globe, and his gift to South Florida ushers in a new era of world-class events, including Super Bowls, World Cups, college football championships, and international soccer and concerts.

"What I learned is Steve is a very rare combination of tenacity and heart, and he has tremendous integrity. That's inspiring for anybody to go work for somebody like Steve," Miami Dolphins President & CEO Tom Garfinkel said. "He also cares tremendously about people. He cares about this organization, and he cares about winning. It's not rhetoric. This is someone who had both the capacity and the willingness to invest in big ideas to create a best-in-class organization."





MIKE TANNENBAUM



Growing up in the Boston suburb of Needham, Mass., heavily entrenched with a love affair of all things Boston Celtics during their dominant era under the leadership of Red Auerbach, Mike Tannenbaum saw the impact a sports dynasty could make. At an early age, he marveled as Auerbach became a pioneer of modern basketball, emphasizing team play rather than individual performance. In college at the University of Massachusetts-Amherst, Tannenbaum again delved deep into the blueprint Bill Walsh had constructed as the San Francisco 49ers dominated the NFL during the 1980s. It was during his time at Tulane University Law School Tannenbaum solidified his drive to build one organization, a goal that drives him on a daily basis in his role as Miami Dolphins Executive Vice President, Football Operations.

"I want to build an organization with people who are selfless, who are willing to sacrifice part of what is in their own best interest for the greater good of the organization. There is nothing like winning," Tannenbaum said.

Tannenbaum began his career in the NFL with the New Orleans Saints in 1994 before accepting the position of player personnel assistant with the Cleveland Browns in 1995. He returned to the Saints for the 1996 season as a player personnel assistant prior to joining the New York Jets in 1997. Tannenbaum spent 16 seasons (1997-2012) in various roles for the Jets, including his final seven years (2006-12) as the team's executive vice president and general manager. During his time as general manager, the Jets advanced to the playoffs three times, won four playoff games and made two AFC Championship game appearances.

Tannenbaum then went back to his roots as a sports lawyer, serving in 2013-14 as Priority Sports & Entertainment principal. There he honed relationships in the sports industry, setting a new caliber and showcasing his acumen for scouting talent in appointments of key clients David Blatt and Steve Kerr as Cleveland Cavaliers and Golden State Warriors head coaches ahead of the 2014-15 season.

It was in New York that his path crossed with Miami Dolphins owner Stephen Ross, where he was tapped to consult for the team in August 2014, followed by his appointment as executive vice president, football operations on Jan. 6, 2015.

In his role, Tannenbaum oversees and coordinates the effort of football operations and administration. He is most proud of his work and collaboration with General Manager Chris Grier and Head Coach Adam Gase, as well as other senior executives in implementing the philosophy of a championship caliber football team.

Tannenbaum has overhauled the Dolphins football operations. During the 2016 offseason, he helped orchestrate a trade of Miami's first-round draft pick (eighth overall) to Philadelphia, where the Dolphins moved back five selections and acquired linebacker Kiko Alonso and cornerback Byron Maxwell. The Dolphins used their first-round choice (13th overall) acquired in the trade to draft guard/tackle Laremy Tunsil. He also helped ink defensive end Cameron Wake to a contract extension. In his first full offseason with the Dolphins in 2015, Tannenbaum helped land one of the top unrestricted free agents in four-time Pro Bowl defensive tackle Ndamukong Suh, while also signing another player with a Pro Bowl on his resume in tight end Jordan Cameron, to go along with trading for wide receiver Kenny Stills. He also was instrumental in signing Pro Bowl center Mike Pouncey and quarterback Ryan Tannehill to contract extensions.

True to his mentors, Tannenbaum has instituted revolutionary landmarks in line with Ross' drive for innovative, first-class business

practices. These include the creation and implementation of a sport performance department, a roster overhaul for sustainability and proactive player wellness programs.

"I'm really proud of the fact that Stephen Ross gives us incredible resources. I think our player wellness and player care is second to none in the league in terms of our players feel like the environment here – from the food they eat to the practice fields – is best in class. And they're given every opportunity to prove and maximize their talents."

Outside of work, Mike and his wife, Michelle, remain true to their core values that education and knowledge will always pave a successful path. In keeping with these beliefs, they have instituted scholarship programs with his alma mater UMass and a New Jersey YMCA to afford young professionals the opportunity to pursue their passion without the burden of living expenses.

He uses his role with the Dolphins to guide future leaders, participating in numerous speeches within the industry. He is well vested at UMass, on hand several times throughout his evolving career to give advice and lend support to aspiring young professionals. Additionally, he sits on an advisory council at Tulane, tasked with creating opportunities for students in an evolving landscape, including virtual internships to enhance students' experience while embracing globalization.

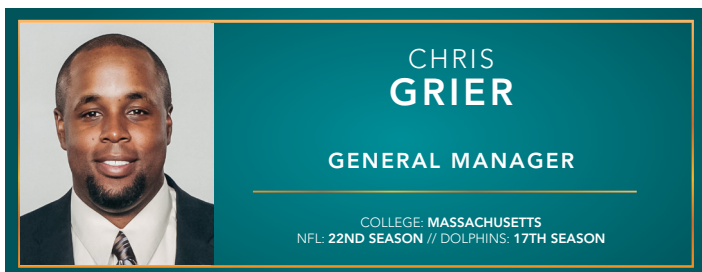
Mike Tannenbaum brings his expertise, drive, vision and leadership to the Miami Dolphins with one goal: to create a winning organization that consistently competes for championships.

"There's nothing like football; I think it's a microcosm of life. People have such disparate backgrounds yet we're all here because the one commonality we all have in this organization is we're intoxicated by winning."





CHRIS GRIER



Chris Grier is entering his 17th season with the Miami Dolphins and first as the club's general manager. He spent the previous nine years as the team's director of college scouting. Grier was appointed general manager on Jan. 4, 2016. He works together with Executive Vice President of Football Operations Mike Tannenbaum and Head Coach Adam Gase to help build a championship caliber football team. In his role, Grier oversees the draft, both college and pro personnel departments and all scouting efforts.

During the 2016 offseason, Grier worked with his staff to bring linebacker Kiko Alonso and cornerback Byron Maxwell to Miami in a trade with the Philadelphia Eagles. He utilized the team's first-round draft pick (13th overall), also acquired in the Eagles trade, to select guard/tackle Laremy Tunsil. The Dolphins will enter the 2016 training camp with more than 45 new players acquired during the offseason.

As the team's director of college scouting (2007-15), Grier was part of a front office that discovered some of the best collegiate players the Dolphins have ever drafted, including wide receiver Jarvis Landry. A second-round selection in 2014, Landry finished his first two NFL seasons with 194 receptions, more than any player has ever recorded in his first two years in the league.

Grier and the Dolphins also identified and drafted running back Lamar Miller and defensive end Olivier Vernon. Miller ranks No. 4 among all NFL running backs in rushing yards (1,971) and yards per carry (4.81) over the past two seasons and was a fourth-round pick in 2012. Vernon finished the 2015 campaign with 36 quarterback hits, the third-most in the NFL, and tied for fourth among all players with 18 tackles for loss. Vernon was a third-

round pick in 2012.

In 2011, the Dolphins drafted center Mike Pouncey in the first round. Pouncey has developed into one of the league's best interior linemen and was selected to the Pro Bowl for the third time in his career in 2015.

During Grier's tenure with the club, the Dolphins have found several diamonds in the rough. Safety Reshad Jones was a fifth-round pick in 2010 and was named the team's co-MVP following the 2015 season after he became the first player in team history to record at least 100 tackles, four interceptions and two sacks in a single season.

Prior to being the team's director of college scouting, Grier served as an area scout with the club from 2000-02, before being promoted to national scout/assistant director of college scouting in 2003. Miami won the AFC East during his first season with the team.

Grier started with the Patriots as an intern in 1994. He joined the club on a full-time basis the following year, and served as a regional scout until joining the Dolphins in 2000. In 1996, Grier was part of a New England staff that won the AFC Championship. He helped scout several players for a Patriots roster that went on to win Super Bowls XXXVI, XXXVIII and XXXIX.

Grier has worked with several of football's most successful coaches and executives throughout his career and that has helped shape his football philosophy. His father, Bobby Grier, is the former vice president of player personnel for the Patriots and recently retired as a senior personnel advisor with the Houston Texans. Chris has also worked with and learned under Pro Football Hall of Famer Bill Parcells, Patriots Head Coach Bill Belichick, Seattle Seahawks Head Coach Pete Carroll and University of Alabama Head Coach Nick Saban.

Grier attended the University of Massachusetts-Amherst where he majored in journalism and played football for two years before injuries ended his career. He spent his final two years there as an undergraduate assistant.

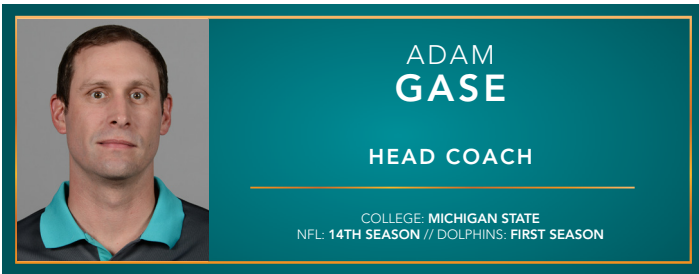
Chris' brother, Michael, played for the Edmonton Oilers, Washington Capitals, San Jose Sharks and Buffalo Sabres of the National Hockey League. He is currently a scout for the Chicago Blackhawks.

A native of Holliston, Mass., Grier resides in Weston, Fla. with his wife, Paige, and their two sons, Landon and Jackson.





ADAM GASE



CAREER

Adam Gase was named the 12th head coach in Miami Dolphins history on Jan. 9, 2016. Gase joined Miami with three years of experience as an NFL offensive coordinator, directing some of the most prolific offenses in league history.

In 2015, Gase was the offensive coordinator for the Chicago Bears. Under Gase, the Bears implemented a balanced offensive attack that improved the team's rushing totals from No. 27 in the season before Gase arrived in Chicago to No. 11 in 2015, as the unit averaged 25.6 more rushing yards per game. Bears quarterback Jay Cutler finished the 2015 season with the highest passer rating (92.3) of his career. Cutler also threw seven fewer interceptions than the previous season and his interception rate of 2.3 percent was the best showing of his career for a season where he played at least 12 games. In addition, Cutler's yards per attempt increased by 0.8, the second-largest one-year increase in his career. Additionally, running back Jeremy Langford had an impressive rookie season, rushing for 537 yards and six touchdowns. His 537 rushing yards ranked No. 7 among all NFL rookies and his six touchdowns were tied for fourth amongst rookie rushers.

Prior to joining the Bears, Gase spent six seasons (2009-14) with the Denver Broncos, during which time the team compiled a 58-38 (.604) regular-season record, won four AFC West titles, three playoff games and an AFC Championship, including a trip to Super Bowl XLVIII.

While Gase was the Denver Broncos offensive coordinator in 2013 and 2014, the Broncos led the NFL in scoring offense (34.0 points per game), total offense (430.1 yards per game) and passing offense (315.8 yards per game) during that time period. During his two seasons as coordinator, seven players from the Broncos offense were named to the Pro Bowl: running back C.J. Anderson (2014), tackle Ryan Clady (2014), quarterback Peyton Manning (2013-14), wide receiver Emmanuel Sanders (2014), wide receiver Demaryius Thomas (2013-14), tight end Julius Thomas (2013-14) and guard Louis Vasquez (2013).

In 2014, the Broncos finished 12-4, winning the AFC West and earned a bye in the first round of the playoffs. Gase helped Denver finish second in scoring, averaging 30.1 points per contest. Manning continued his excellence, completing 66.2 percent of his passes and passing for 4,727 yards and 39 touchdowns. He set the NFL's career passing touchdown record on Oct. 19, 2014 against San Francisco. Demaryius Thomas broke the franchise's single-season receiving record with 1,619 receiving yards.

In 2013, Gase's first as offensive coordinator, the Broncos set NFL records in both points (606) and touchdowns (76) and Denver's scoring output increased by 7.8 points per game. The Broncos totaled 59.4 yards per game more than they did in 2012 and led the NFL with 5,444 passing yards and 55 passing touchdowns. The explosive offense helped Denver finish the regular season 13-3, winning the AFC West and earning the top seed in the AFC playoffs, where the Broncos won the conference title and played in Super Bowl XLVIII.

In addition to setting NFL team records, Gase also helped Manning have the most prolific season of any quarterback in NFL history. Manning's 5,477 passing yards and 55 passing touchdowns were both NFL records that still stand today. Manning earned his fifth NFL MVP award and was honored as the Maxwell Club Player of the Year and AP Offensive Player of the Year.

In total, the Broncos set or tied 14 NFL offense and scoring records in the 2013 season with Gase as offensive coordinator: points (606), touchdowns (76), players with 10 or more touchdowns (5), passing first downs (293), games with 50-plus points (3), points in the second half (318), individual passing yards (Manning, 5,477), individual passing touchdowns (Manning, 55), longest field goal (Matt Prater, 64 yards), most extra points (Matt Prater, 75), most four-touchdown passing games (Manning, 9), most two-touchdown passing games (Manning, 15), most 400-yard passing games (Peyton Manning, 4) and most 90-plus passer rating games (Manning, 15).

The 2013 Broncos were one of just four teams in the past five seasons (2011-15) to have two 1,000-yard receivers and a 1,000-yard rusher. Wide receiver Demaryius Thomas was fourth in the NFL with 1,430 receiving yards, while fellow wide receiver Eric Decker ranked No. 9 with 1,288. Running back Knowshon Moreno rushed for 1,038 yards and 10 touchdowns.

Gase served as Denver's quarterbacks coach from 2011-12. Manning joined the Broncos in 2012, following 14 seasons with the Indianapolis Colts, including a 2011 campaign that he missed due to injury. With Gase as his position coach in 2012, Manning was wildly successful, finishing second in the league in passer rating (105.8), third in passing touchdowns (37) and sixth in passing yards (4,659). He earned the AP NFL Comeback Player of the Year award and was runner-up for NFL MVP.

Gase joined the Broncos in 2009 as the wide receivers coach, a position he held for two seasons.

In 2010, he helped wide receiver Brandon Lloyd earn a Pro Bowl invitation after he led the league in receiving with 1,448 yards and 11 touchdowns. It was the first time a Broncos player had ever led the league in receiving yards.

Gase coached another Pro Bowl wide receiver in 2009 when Brandon Marshall caught 101 passes for 1,120 yards (11.1 avg.) and 10 touchdowns. The 101 receptions was the fourth-highest mark in the league and the Pro Bowl selection was Marshall's second of his young career.

Gase spent the 2008 season as an offensive assistant for the San Francisco 49ers. Prior to San Francisco, Gase held several roles for five seasons (2003-07) with the Detroit Lions.

BACKGROUND

Gase earned his bachelor's degree from Michigan State, where he was a student assistant. He was also a graduate assistant and recruiting assistant at LSU (2000-03). He began his NFL career as a scouting assistant for the Detroit Lions (2003-04) and coached for the Lions (2005-07), San Francisco 49ers (2008), Denver Broncos (2009-14) and Chicago Bears (2015).

PERSONAL

Born March 29, 1978 in Ypsilanti, Mich. He and his wife, Jennifer, have a daughter, McKenzie, and two sons, A.J. and Wyatt.



2016 MIAMI DOLPHINS OFFENSIVE AND STRENGTH & CONDITIONING COACHES



CLYDE CHRISTENSEN OFFENSIVE COORDINATOR

Born January 28, 1956, Covina, Calif.
Quarterback Fresno City College 1975, North Carolina 1976-78. No pro playing experience. College coach: Mississippi 1979, East Tennessee State 1980-82, Temple 1983-85, East Carolina 1986-88, Holy Cross 1989-1990, South Carolina 1991, Maryland 1992-93, Clemson, 1994-95. Pro coach: Tampa Bay Buccaneers 1996-2001, Indianapolis Colts 2002-15, joined Dolphins in 2016.



BEN JOHNSON ASSISTANT WIDE RECEIVERS

Born May 11, 1986, Charleston, S.C.
Quarterback North Carolina 2004-08. No pro playing experience. College coach: Boston College 2010-11. Pro coach: Joined Dolphins in 2012.



DANNY BARRETT RUNNING BACKS

Born December 18, 1961, Boynton Beach, Fla.
Quarterback Cincinnati 1979-82. Pro quarterback Calgary Stampeders 1983-85, 1990-91, 1996, Toronto Argonauts 1985-88, BC Lions 1992-93, 1998, Ottawa Rough Riders 1994-95. College coach: Buffalo 2007-09, Central Florida 2011-15. Pro coach: Calgary Stampeders 1997, BC Lions 1998-99, Saskatchewan Roughriders 2000-06, joined Dolphins in 2016.



CHRIS KUPER OFFENSIVE QUALITY CONTROL

Born December 19, 1982, Anchorage, Alaska.
Guard North Dakota State 2001-05. Pro guard Denver Broncos 2006-13. No college or pro coaching experience.



SHANE DAY TIGHT ENDS

Born September 27, 1974, Manhattan, Kan.
Wide receiver Rhodes College 1995-96. No pro playing experience. College coach: Michigan 2005-06, Connecticut 2012-13. Pro coach: San Francisco 49ers 2007-09, Chicago Bears 2010-11, Washington Redskins 2014-15, joined Dolphins in 2016.



JEREMIAH WASHBURN ASSISTANT OFFENSIVE LINE

Born June 17, 1977, Boone, N.C.
Guard Arkansas 1998-2000. No pro playing experience. College coach: Arkansas 2000-01. Pro coach: Carolina Panthers 2002, Baltimore Ravens 2003-08, Detroit Lions 2009-15, joined Dolphins in 2016.



CHRIS FOERSTER OFFENSIVE LINE

Born October 12, 1961, Milwaukee, Wisc.
Center Colorado State 1979-1982. No pro playing experience. College coach: Colorado State 1983-87, Stanford 1988-1991, Minnesota 1992. Pro coach: Minnesota Vikings 1993-95, Tampa Bay Buccaneers 1996-2001, Indianapolis Colts 2002-03, Miami Dolphins 2004, Baltimore Ravens, 2005-07, San Francisco 49ers, 2008-09, 2015, Washington Redskins 2010-14, re-joined Dolphins in 2016.



DAVE PULOKA HEAD STRENGTH & CONDITIONING

Born January 12, 1979, Arlington, Mass.
Linebacker Holy Cross 1997-2000. No pro playing experience. College coach: Stevens Institute of Technology 2005, Virginia 2006. Pro coach: Atlanta Falcons 2007, joined Dolphins in 2008.



BO HARDEGREE QUARTERBACKS

Born July 5, 1984, Jackson, Tenn.
Quarterback Tennessee 2003-06. No pro playing experience. College coach: Duke 2008-10, Louisiana State 2011-13. Pro coach: Denver Broncos 2014, Chicago Bears, 2015, joined Dolphins in 2016.



JIM ARTHUR ASSISTANT STRENGTH & CONDITIONING

Born July 12, 1978, Cheshire, Conn.
Attended Springfield (Mass.) College. No college or pro playing experience. College coach: Springfield College 2000, Louisiana Tech 2001, Boston College 2002. Pro coach: Buffalo Bills 2002-04, Chicago Bears 2005-15, joined Dolphins in 2016.



SHAWN JEFFERSON WIDE RECEIVERS

Born February 22, 1969, Jacksonville, Fla.
Wide receiver Central Florida 1988-1990. Pro wide receiver San Diego Chargers 1991-95, New England Patriots 1996-99, Atlanta Falcons 2000-02, Detroit Lions 2003. No college coaching experience. Pro coach: Detroit Lions 2005-12, Tennessee Titans 2013-15, joined Dolphins in 2016.



TED RATH ASSISTANT STRENGTH & CONDITIONING

Born November 22, 1983, Monroe, Mich.
Linebacker Toledo 2003-06. No pro playing experience. College coach: Toledo 2007-09. Pro coach: Detroit Lions 2009-15, joined Dolphins in 2016.



2016 MIAMI DOLPHINS DEFENSIVE AND SPECIAL TEAMS COACHES



VANCE JOSEPH
DEFENSIVE COORDINATOR

Born September 20, 1972, Marrero, La
Quarterback and running back Colorado 1990-94.
Pro defensive back New York Jets 1995, Indianapolis Colts 1996. College coach: Colorado 1999-2001, 2002-03, Wyoming 2002, Bowling Green State 2004.
Pro coach: San Francisco 49ers 2005-10, Houston Texans 2011-13, Cincinnati Bengals 2014-15, joined Dolphins in 2016.



LOU ANARUMO
DEFENSIVE BACKS

Born August 18, 1966, Staten Island, N.Y.
Attended Wagner. No college or pro playing experience. College coach: U.S. Merchant Marine Academy 1989-1990, 1992-94, Wagner 1990, Syracuse 1990-91, Harvard 1995-2000, Marshall 2001-03, Purdue 2004-11. Pro coach: Joined Dolphins in 2012.



CHARLIE BULLEN
ASSISTANT LINEBACKERS

Born September 28, 1984, Palatine, Ill.
No college or pro playing experience. College coach: Iowa 2007-11. Pro coach: Joined Dolphins in 2012.



MATT BURKE
LINEBACKERS

Born March 25, 1976, Hudson, Mass.
Safety Dartmouth 1994-97. No pro playing experience. College coach: Boston College 2000-02, Harvard 2003. Pro coach: Tennessee Titans 2006-08, Detroit Lions 2009-13, Cincinnati Bengals 2014-15, joined Dolphins in 2016.




DARONTE JONES
ASSISTANT DEFENSIVE BACKS

Born November 11, 1978, Annapolis, Md.
Defensive back Temple 1996, Morgan State 1997-2000. No pro playing experience. College coach: Lenoir-Rhyne 2001, Nicholls State 2002, Bowie State 2005-09, UCLA 2010, Hawaii 2012-14, Wisconsin. Pro coaching experience: Montreal Allouettes 2011, joined Dolphins in 2016.



RUSTY MCKINNEY
DEFENSIVE QUALITY CONTROL

Born October 17, 1980, Fairfax County, Va.
Linebacker Towson 1998-2001. No pro playing experience. College coach: Saint Anselm 2008, Bentley University 2009-13. Pro coach: Cleveland Browns 2014-15, joined Dolphins in 2016.



JIM WASHBURN
SR. DEFENSIVE ASST./PASS RUSH SPECIALIST

Born December 2, 1949, Shelby, N.C.
Defensive line Gardner Webb 1970-73. No pro playing experience. College coach: Southern Methodist 1976, Lees-McRae 1977-78, Livingston 1979, New Mexico 1980-82, South Carolina 1983-88, Arkansas 1994-97, Houston 1998. Pro coach: Tennessee Titans 1999-2010, Philadelphia Eagles 2011-12, Detroit Lions 2013-15, joined Dolphins in 2016.



TERRELL WILLIAMS
DEFENSIVE LINE

Born June 19, 1974, Los Angeles, Calif.
Nose guard East Carolina 1995-98. No pro playing experience. College coach: Fort Scott (Kan.) C.C. 1998, North Carolina A&T 1999-2001, Youngstown State 2002-03, Akron 2004-05, Purdue 2006-09, Texas A&M 2010-11, Florida 2015. Pro coach: Oakland Raiders 2012-14, joined Dolphins in 2015



DARREN RIZZI
ASST. HEAD COACH/SPECIAL TEAMS COORD.

Born July 21, 1970, Hillsdale, N.J.
Tight End Rhode Island 1988-1991. College coach: Rhode Island 1992, Colgate 1993, New Haven 1993-97, Northeastern 1998, New Haven 1999-2001 (head coach), Rutgers 2002-07, Rhode Island 2008 (head coach). Pro coach: Joined Dolphins in 2009.



MARWAN MAALOUF
ASSISTANT SPECIAL TEAMS

Born November 26, 1976, Strongsville, Ohio.
Guard Baldwin-Wallace 1997-99. No pro playing experience. College coach: Baldwin-Wallace 2000, Fordham 2001, Rutgers 2002-03. Pro coach: Cleveland Browns 2004-06, Baltimore Ravens 2008-11, Indianapolis Colts 2012, joined Dolphins in 2013.



JAY KAISER
ASSISTANT TO THE HEAD COACH


Born April 8, 1974, Liberal, Kansas.
Attended Bethany. No college or pro playing experience. College coach: Bethany 1993-96, Northwest Missouri State 1997-98, Northern Iowa 1999, Toledo 2001, Kansas State 2002-08. Pro coach: Tampa Bay Buccaneers 2009-11, joined Dolphins in 2012.





PLAYER BIOS





24 // S

ISA
ABDUL-QUDDUS

HT: 6-1 // WT: 196 // BORN: 8/3/89
COLLEGE: FORDHAM '11 // ACQUIRED: UFA, 2016
NFL: SIXTH SEASON // DOLPHINS: FIRST SEASON

- KEY TRANSACTIONS**
- Signed with the Dolphins as an unrestricted free agent from Detroit on 3/11/16
 - Originally signed by New Orleans as an undrafted college free agent on 7/27/11

2016 - Registered eight tackles (four solo) at **New England (9/18)** ... Also served as a game captain ... Recorded eight tackles (three solo), one interception and two passes defended at **Seattle (9/11)** ... Intercepted a QB Russell Wilson pass for a 9-yard return in the second quarter ... Broke up a QB Russell Wilson pass intended for WR Doug Baldwin on fourth-and-inches in the third quarter.

ISA ABDUL-QUDDUS' NFL REGULAR SEASON STATISTICS

YEAR	TEAM	GP	GS	TACKLES					INTERCEPTIONS					FUMBLES		
				TOT	SOLO	ASST	SK	YDS	NO	YDS	LG	TD	PD	FF	FR	YDS
2011	New Orleans	16	1	7	6	1	0.0	0.0	0	0	–	0	1	3	0	0
2012	New Orleans	15	3	38	28	10	0.0	0.0	2	12	12	0	8	0	1	0
2013	New Orleans	11	0	7	6	1	0.0	0.0	0	0	–	0	1	0	0	0
2014	Detroit	16	4	29	19	10	0.0	0.0	0	0	–	0	2	0	0	0
2015	Detroit	16	8	55	40	15	1.0	1.0	0	0	–	0	6	1	0	0
2016	Miami	2	2	16	7	9	0.0	0.0	1	9	9	0	2	0	0	0
NFL TOTALS		76	18	152	106	46	1.0	1.0	3	21	12	0	20	4	1	0


2016 GAME-BY-GAME STATISTICS

DATE	OPPONENT	P/S	TCK	SOLO	AST	SK	YDS	INT	YDS	PD	FF	FR
9/11	at Seattle	1/1	8	3	5	0.0	0.0	1	9	2	0	0
9/18	at New England	1/1	8	4	4	0.0	0.0	0	0	0	0	0
2016 TOTALS		2/2	16	7	9	0.0	0.0	1	9	2	0	0

SINGLE-GAME HIGHS

CAREER HIGHS			SEASON HIGHS		
Tackles:	11	vs. Green Bay (12/3/15)	Tackles:	8	twice, last: at NE (9/18/16)
Sacks:	1	vs. San Francisco (12/27/15)	Sacks:	–	
Interceptions:	1	three times, last: at Seattle (9/11/16)	Interceptions:	1	at Seattle (9/11/16)
Passes Defensed:	3	vs. Carolina (12/30/12)	Passes Defensed:	2	at Seattle (9/11/16)
Forced Fumbles:	1	four times, last: vs. GB (12/3/15)	Forced Fumbles:	–	
Fumble Recoveries:	1	vs. Philadelphia (11/5/12)	Fumble Recoveries:	–	





35 // S

**WALT
AIKENS**

HT: 6-1 // WT: 218 // BORN: 6/19/91
COLLEGE: LIBERTY '14 // ACQUIRED: D4, 2014
NFL: THIRD SEASON // DOLPHINS: THIRD SEASON

KEY TRANSACTIONS

- Originally a fourth-round selection (125th overall) of the Dolphins in the 2014 NFL Draft

2016 - Saw action on special teams, but did not record any statistics at **New England (9/18)** ... Played on special teams, but did not record any statistics at **Seattle (9/11)**.

WALT AIKENS' NFL REGULAR SEASON STATISTICS

YEAR	TEAM	GP	GS	TACKLES					INTERCEPTIONS					FUMBLES		
				TOT	SOLO	ASST	SK	YDS	NO	YDS	LG	TD	PD	FF	FR	YDS
2014	Miami	15	0	9	7	2	0.0	0.0	1	43	43	0	1	0	0	0
2015	Miami	16	4	20	15	5	0.0	0.0	0	0	0	0	0	0	0	0
2016	Miami	2	0	0	0	0	0.0	0.0	0	0	0	0	0	0	0	0
NFL TOTALS		33	4	29	22	7	0.0	0.0	1	43	43	0	1	0	0	0

2016 GAME-BY-GAME STATISTICS

DATE	OPPONENT	P/S	TCK	SOLO	AST	SK	YDS	INT	YDS	PD	FF	FR
9/11	at Seattle	1/0	0	0	0	0.0	0.0	0	0	0	0	0
9/18	at New England	1/0	0	0	0	0.0	0.0	0	0	0	0	0
2016 TOTALS		2/0	0	0	0	0.0	0.0	0	0	0	0	0

SINGLE-GAME HIGHS

CAREER HIGHS

Tackles: 6 at Philadelphia (11/15/15)

Sacks: -

Interceptions: 1 at Oakland (9/28/14)

Passes Defensed: 1 at Oakland, 9/28/14

Forced Fumbles: -

Fumble Recoveries: -

SEASON HIGHS

Tackles: -

Sacks: -


Interceptions: -

Passes Defensed: -

Forced Fumbles: -

Fumble Recoveries: -





23 // RB

**JAY
AJAYI**

HT: 6-0 // WT: 229 // BORN: 6/15/93
 COLLEGE: BOISE STATE '15 // ACQUIRED: D5B, 2015
 NFL: SECOND SEASON // DOLPHINS: SECOND SEASON

KEY TRANSACTIONS

- Originally a fifth-round selection (149th overall) of the Dolphins in the 2015 NFL Draft

2016 - Rushed five times for 14 yards (2.8 avg.) at **New England (9/18)** ... Also hauled in four catches for 31 yards (7.8 avg.) ... Inactive at **Seattle (9/11)**.

JAY AJAYI'S NFL REGULAR SEASON STATISTICS

YEAR	TEAM	GP	GS	RUSHING					RECEIVING				
				ATT	YDS	AVG	LG	TD	NO	YDS	AVG	LG	TD
2015	Miami	9	0	49	187	3.8	24	1	7	90	12.9	20	0
2016	Miami	1	0	5	14	2.8	8	0	4	31	7.8	11	0
NFL TOTALS		10	0	54	201	3.7	24	1	11	121	11.0	20	0

2016 GAME-BY-GAME STATISTICS

DATE	OPPONENT	P/S	RUSHING					RECEIVING					W/L	SCORE
			ATT	YDS	AVG	LG	TD	NO	YDS	AVG	LG	TD		
9/11	at Seattle	0/0	INACTIVE											
9/18	at New England	1/0	5	14	2.8	8	0	4	31	7.8	11	0	L	24-31
2016 TOTALS		1/0	5	14	2.8	8	0	4	31	7.8	11	0		


SINGLE-GAME HIGHS

CAREER HIGHS

Rushes: 9 vs. Indianapolis (12/27/15)
Rushing Yards: 48 at Philadelphia (11/15/15)
Longest Run: 24 at Philadelphia (11/15/15)
TD Runs: 1 at San Diego (12/20/15)
Receptions: 4 twice, last at New England (9/18/16)
Receiving Yards: 52 at N.Y. Jets (11/29/15)
Longest Reception: 20 vs. Dallas (11/22/15)
TD Receptions: -

SEASON HIGHS

Rushes: 5 at New England (9/18/16)
Rushing Yards: 14 at New England (9/18/16)
Longest Run: 8 at New England (9/18/16)
TD Runs: -
Receptions: 4 at New England (9/18/16)
Receiving Yards: 31 at New England (9/18/16)
Longest Reception: 11 at New England (9/18/16)
TD Receptions: -

76 // T

BRANDEN ALBERT

HT: 6-5 // WT: 314 // BORN: 11/4/84
 COLLEGE: VIRGINIA '08 // ACQUIRED: UFA, 2014 (KC)
 NFL: NINTH SEASON // DOLPHINS: THIRD SEASON

KEY TRANSACTIONS

- Signed by the Dolphins as an unrestricted free agent on 3/12/14
- Originally a first-round selection (15th overall) of Kansas City in the 2008 NFL Draft


2016 - Started at **New England (9/18)** ... Blocked for QB Ryan Tannehill who completed 32-of-45 passes for 389 yards and two touchdowns ... O-line did not allow a sack in the game... Also blocked for the Dolphins run game, which totaled 16 attempts for 70 yards (4.4 avg.) and one touchdown ... Served as a game captain ... Started at **Seattle (9/11)** and protected QB Ryan Tannehill, who completed 16-of-29 passes for 186 yards and a 74.8 QB rating ... Also

served as a game captain.

BRANDEN ALBERT'S NFL REGULAR SEASON STATISTICS

GAMES/STARTS: 2008: 15/15, 2009: 14/14, 2010: 15/15, 2011: 16/16, 2012: 13/11, 2013: 12/12, 2014: 9/9, 2015: 14/14, 2016: 2/2
NFL TOTALS: 110/108





47 // LB

KIKO ALONSO

HT: 6-3 // WT: 239 // BORN: 8/14/90
 COLLEGE: OREGON '13 // ACQUIRED: T, 2016 (PHI.)
 NFL: FOURTH SEASON // DOLPHINS: FIRST SEASON

- KEY TRANSACTIONS**
- Acquired by the Dolphins in a trade (Phi.) on 3/9/16
 - Originally a second-round selection (46th overall) by Buffalo in the 2013 NFL Draft

2016 - Tied for second in the AFC with 22 total tackles through Week 2 ... His two fumble recoveries are tied for the league lead through Week 2 ... Recorded 11 tackles (four solo) and one fumble recovery at **New England (9/18)** ... Made Dolphins debut at **Seattle (9/11)** ... Recorded 11 tackles (three solo) and one forced fumble ... Recovered a QB Russell Wilson fumble for two yards in the

fourth quarter.

KIKO ALONSO'S NFL REGULAR SEASON STATISTICS																
YEAR	TEAM	GP	GS	TACKLES					INTERCEPTIONS					FUMBLES		
				TOT	SOLO	ASST	SK	YDS	NO	YDS	LG	TD	PD	FF	FR	YDS
2013	Buffalo	16	16	159	87	72	2.0	17.0	4	38	32	0	4	1	2	0
2014	Buffalo	INJURED RESERVE														
2015	Philadelphia	11	1	43	30	13	0.0	0.0	1	0	0	0	1	0	0	0
2016	Miami	2	2	22	7	15	0.0	0.0	0	0	0	0	0	0	2	2
NFL TOTALS		29	19	224	124	100	2.0	17.0	5	38	32	0	5	1	4	2


2016 GAME-BY-GAME STATISTICS

DATE	OPPONENT	P/S	TCK	SOLO	AST	SK	YDS	INT	YDS	PD	FF	FR
9/11	at Seattle	1/1	11	3	8	0.0	0.0	0	0	0	0	1
9/18	at New England	1/1	11	4	7	0.0	0.0	0	0	0	0	1
2016 TOTALS		2/2	22	7	15	0.0	0.0	0	0	0	0	2

SINGLE-GAME HIGHS

	CAREER HIGHS		SEASON HIGHS
Tackles:	22 vs. Cincinnati (10/13/13)	Tackles:	11 twice, last: at NE (9/18/16)
Sacks:	1 twice, last: vs. Kansas City (11/3/13)	Sacks:	–
Interceptions:	2 vs. Baltimore (9/29/13)	Interceptions:	–
Passes Defensed:	2 vs. Baltimore (9/29/13)	Passes Defensed:	–
Forced Fumbles:	1 vs. New England (9/8/13)	Forced Fumbles:	–
Fumble Recoveries:	1 four times, last: at NE (9/18/16)	Fumble Recoveries:	1 twice, last: at NE (9/18/16)





50 // DE

**ANDRE
BRANCH**

HT: 6-5 // WT: 263 // BORN: 7/14/89
 COLLEGE: CLEMSON '12 // ACQUIRED: UFA, 2016
 NFL: FIFTH SEASON // DOLPHINS: FIRST SEASON

- KEY TRANSACTIONS**
- Signed by the Dolphins as an unrestricted free agent from Jacksonville on 3/16/16
 - Originally a second-round selection (38th overall) by Jacksonville in the 2012 NFL Draft

2016 - Recorded 1 assisted tackle at **New England (9/18)** ... Played in his Dolphins debut at **Seattle (9/11)** ... Recorded four assisted tackles.

ANDRE BRANCH'S NFL REGULAR SEASON STATISTICS

YEAR	TEAM	GP	GS	TACKLES					INTERCEPTIONS					FUMBLES		
				TOT	SOLO	ASST	SK	YDS	NO	YDS	LG	TD	PD	FF	FR	YDS
2012	Jacksonville	13	3	11	9	2	1.0	7.0	0	0	0	0	1	1	1	0
2013	Jacksonville	16	0	37	30	7	6.0	53.0	0	0	0	0	3	0	0	0
2014	Jacksonville	9	0	18	12	6	3.0	26.0	0	0	0	0	3	2	1	0
2015	Jacksonville	13	9	24	18	6	4.0	36.0	0	0	0	0	4	2	1	49
2016	Miami	2	0	5	0	5	0.0	0.0	0	0	0	0	0	0	0	0
NFL TOTALS		53	12	95	69	26	14.0	122.0	0	0	0	0	11	5	3	0

2016 GAME-BY-GAME STATISTICS

DATE	OPPONENT	P/S	TCK	SOLO	AST	SK	YDS	INT	YDS	PD	FF	FR
9/11	at Seattle	1/0	4	0	4	0.0	0.0	0	0	0	0	0
9/18	at New England	1/0	1	0	1	0.0	0.0	0	0	0	0	0
2016 TOTALS		2/0	5	0	5	0.0	0.0	0	0	0	0	0


SINGLE-GAME HIGHS

CAREER HIGHS

Tackles: 5 vs. Buffalo (12/15/13)
Sacks: 2 twice, last: vs. Ind. (12/13/15)
Interceptions: –
Passes Defensed: 2 vs. Atlanta (12/20/15)
Forced Fumbles: 2 at Philadelphia (9/7/14)
Fumble Recoveries: 1 three times, last: vs. Ind. (12/13/15)

SEASON HIGHS

Tackles: 4 at Seattle (9/11/16)
Sacks: –
Interceptions: –
Passes Defensed: –
Forced Fumbles: –
Fumble Recoveries: –



74 // G/T

JERMON
BUSHROD

HT: 6-5 // WT: 320 // BORN: 8/19/84
COLLEGE: TOWSON '07 // ACQUIRED: FA, 2016
NFL: 10TH SEASON // DOLPHINS: FIRST SEASON

KEY TRANSACTIONS

- Signed by the Dolphins on 3/11/16
- Originally a fourth-round selection (125th overall) by New Orleans in the 2007 NFL Draft

2016 - Started at **New England (9/18)** ... Protected QB Ryan Tannehill, who completed 32-of-45 passes for 389 yards and two touchdowns ... O-line did not allow a sack in the game... Also blocked for the Dolphins run game, which totaled 16 attempts for 70 yards (4.4 avg.) and one touchdown ... Made first career start at right guard at **Seattle (9/11)** ... Protected QB Ryan Tannehill who


completed 16-of-29 passes for 186 yards.

JERMON BUSHROD'S NFL REGULAR SEASON STATISTICS

GAMES/STARTS: (New Orleans) 2007: 1/0, 2008: 2/0, 2009: 15/14, 2010: 16/16, 2011: 16/16, 2012: 16/16, (Chicago) 2013: 16/16, 2014: 14/14, 2015: 12/4, (Miami) 2016: 2/2

NFL TOTALS: 110/98





56 // LB

DONALD BUTLER

HT: 6-1 // WT: 242 // BORN: 10/17/88
COLLEGE: WASHINGTON '10 // ACQUIRED: FA, 2016
NFL: SIXTH SEASON // DOLPHINS: FIRST SEASON

KEY TRANSACTIONS

- Signed with the Dolphins as a free agent on 9/13/16
- Originally a third-round selection (79th overall) by San Diego in the 2010 NFL Draft

2016 - Inactive at **New England (9/18)** ... Signed with the Dolphins on Sept. 13, 2016.

DONALD BUTLER'S NFL REGULAR SEASON STATISTICS

YEAR	TEAM	GP	GS	TACKLES					INTERCEPTIONS					FUMBLES		
				TOT	SOLO	ASST	SK	YDS	NO	YDS	LG	TD	PD	FF	FR	YDS
2011	San Diego	16	16	95	77	18	2.0	17.0	1	2	2	0	2	2	1	37
2012	San Diego	12	12	78	50	28	3.0	12.0	1	21	21t	1	4	2	0	0
2013	San Diego	13	12	84	71	13	0.5	5.5	1	30	30	0	4	0	1	0
2014	San Diego	14	13	73	45	28	1.0	6.0	0	0	0	0	2	0	3	0
2015	San Diego	16	9	40	24	16	0.5	3.0	0	0	0	0	0	1	1	1
2016	Miami															
NFL TOTALS		71	62	370	267	103	7.0	43.5	3	53	21t	1	12	5	6	38

2016 GAME-BY-GAME STATISTICS

DATE	OPPONENT	P/S	TCK	SOLO	AST	SK	YDS	INT	YDS	PD	FF	FR
9/11	at Seattle											
9/18	at New England											


2016 TOTALS

SINGLE-GAME HIGHS

	CAREER HIGHS
Tackles:	13 vs. Houston (9/9/13)
Sacks:	1 five times, last: vs. N.Y. Jets (10/5/14)
Interceptions:	1 three times, last: vs. N.Y. Giants (12/8/13)
Passes Defensed:	2 vs. N.Y. Giants (12/8/13)
Forced Fumbles:	1 five times, last: at Cincinnati (9/20/15)
Fumble Recoveries:	1 six times, last: at Cincinnati (9/20/15)

	SEASON HIGHS
Tackles:	-
Sacks:	-
Interceptions:	-
Passes Defensed:	-
Forced Fumbles:	-
Fumble Recoveries:	-





84 // TE

JORDAN CAMERON

HT: 6-5 // WT: 265 // BORN: 8/7/88
 COLLEGE: SOUTHERN CALIFORNIA '11 // ACQUIRED: UFA, 2016 (CLE.)
 NFL: SIXTH SEASON // DOLPHINS: SECOND SEASON

- KEY TRANSACTIONS**
- Signed by the Dolphins as an unrestricted free agent on 3/12/15
 - Originally a fourth-round selection (102nd overall) of Cleveland in the 2011 NFL Draft

2016 - Caught five passes for 49 yards (9.8 avg.) and one touchdown at **New England (9/18)** ... Surpassed the 2,000 career receiving yard mark ... Recorded two receptions for 6 yards (3.0 avg.) at **Seattle (9/11)**.

JORDAN CAMERON'S NFL REGULAR SEASON STATISTICS													
YEAR	TEAM	GP	GS	RECEIVING					RUSHING				
				NO	YDS	AVG	LG	TD	ATT	YDS	AVG	LG	TD
2011	Cleveland	8	2	6	33	5.5	15	0	0	0	0.0	0	0
2012	Cleveland	14	6	20	226	11.3	28	1	0	0	0.0	0	0
2013	Cleveland	15	14	80	917	11.5	53	7	0	0	0.0	0	0
2012	Cleveland	10	9	24	424	17.7	81t	2	0	0	0.0	0	0
2015	Miami	16	16	35	386	11.0	29	3	0	0	0.0	0	0
2016	Miami	2	2	7	55	7.9	13	1	0	0	0.0	0	0
NFL TOTALS		65	49	172	2,041	11.9	81t	14	0	0	0.0	0	0

2016 GAME-BY-GAME STATISTICS

DATE	OPPONENT	P/S	RECEIVING					RUSHING					W/L	SCORE
			NO	YDS	AVG	LG	TD	ATT	YDS	AVG	LG	TD		
9/11	at Seattle	1/1	2	6	3.0	5	0	0	0	0	0	0	L	10-12
9/18	at New England	1/1	5	49	9.8	13	1	0	0	0	0	0	L	24-31
2016 TOTALS		2/2	7	55	7.9	13	1	0	0	0	0	0		

SINGLE-GAME HIGHS

CAREER HIGHS

Receptions: 10 vs. Cincinnati (9/29/13)
Receiving Yards: 121 at New England (12/8/13)
Longest Reception: 81t at Carolina (12/21/14)
TD Receptions: 3 at Minnesota (9/22/13)

SEASON HIGHS

Receptions: 5 at New England (9/18/16)
Receiving Yards: 49 at New England (9/18/16)
Longest Reception: 13 at New England (9/18/16)
TD Receptions: 1 at New England (9/18/16)





88 // WR

**LEONTE
CARROO**

HT: 6-1 // WT: 217 // BORN: 1/24/94
 COLLEGE: RUTGERS '16 // ACQUIRED: D3B, 86
 NFL: ROOKIE SEASON // DOLPHINS: ROOKIE SEASON

KEY TRANSACTIONS

- Originally a third-round selection (86th overall) of the Dolphins in the 2016 NFL Draft

2016 - Played, but did not record any statistics at **New England (9/18)** ... Made NFL and Dolphins debut at **Seattle (9/11)** ... Recorded two receptions for 14 yards (7.0 avg.) ... Registered a 12-yard catch from QB Ryan Tannehill to convert a third down in the fourth quarter.

LEONTE CARROO'S NFL REGULAR SEASON STATISTICS

YEAR	TEAM	GP	GS	RECEIVING					RUSHING				
				NO	YDS	AVG	LG	TD	ATT	YDS	AVG	LG	TD
2016	Miami	2	1	2	14	7.0	12	0	0	0	0.0	0	0
NFL TOTALS		2	1	2	14	7.0	12	0	0	0	0.0	0	0

2016 GAME-BY-GAME STATISTICS

DATE	OPPONENT	P/S	RECEIVING					RUSHING				W/L	SCORE	
			NO	YDS	AVG	LG	TD	ATT	YDS	AVG	LG			TD
9/11	at Seattle	1/1	2	14	7.0	12	0	0	0	0.0	0	0	L	10-12
9/18	at New England	1/0	0	0	0.0	0	0	0	0	0.0	0	0	L	24-31
2016 TOTALS		2/1	2	14	7.0	12	0	0	0	0.0	0	0		

SINGLE-GAME HIGHS

CAREER HIGHS

Receptions: 2 at Seattle (9/11/16)
Receiving Yards: 14 at Seattle (9/11/16)
Longest Reception: 12 at Seattle (9/11/16)
TD Receptions: -

SEASON HIGHS

Receptions: 2 at Seattle (9/11/16)
Receiving Yards: 14 at Seattle (9/11/16)
Longest Reception: 12 at Seattle (9/11/16)
TD Receptions: -





4 // P

MATT DARR

HT: 6-1 // WT: 214 // BORN: 7/2/92
 COLLEGE: TENNESSEE '15 // ACQUIRED: FA, 2015
 NFL: SECOND SEASON // DOLPHINS: SECOND SEASON

KEY TRANSACTIONS

- Originally signed by the Dolphins as an undrafted college free agent on 5/8/15

2016 - Posted four punts for 199 yards (49.8 avg.) and a 41.5 net average at **New England (9/18)** ... Longest punt on the day was for 56 yards ... Punted seven times for 327 yards (46.7 avg), one touchback and three punts inside the 20-yard line at **Seattle (9/11)** ... Registered a game-high 57-yard punt.

MATT DARR'S NFL REGULAR SEASON STATISTICS

YEAR	TEAM	GP	NO	YDS	AVG	LG	RET	YDS.	NET	TB	IN20	LG	BK
2015	Miami	16	92	4,380	47.6	50		526	39.7	10	30	70	0
2016	Miami	2	11	526	47.8	6		73	39.4	1	3	57	0
NFL TOTALS		18	103	4,906	47.6	56		599	39.7	11	33	70	0

2016 GAME-BY-GAME STATISTICS

DATE	OPPONENT	P/S	NO	YDS	AVG	RET.	YDS.	NET	TB	IN20	LG	BK	W/L	SCORE
9/11	at Seattle	1/0	7	327	46.7	3	267	38.1	1	3	57	0	L	10-12
9/18	at New England	1/0	4	199	49.8	3	166	41.5	0	0	56	0	L	24-31
2016 TOTALS		2/0	11	526	47.8	6	73	39.4	1	3	57	0		

SINGLE-GAME HIGHS

CAREER HIGHS

Punts: 9 vs. Baltimore (12/6/15)
Gross Punting Yards: 412 vs. Baltimore (12/6/15)
Gross Punt Avg. (min. 4 punts): 58.2 at New England (10/29/15)
Longest Punt: 70 at New England (10/29/15)
Inside the 20: 5 vs. Dallas (11/22/15)

SEASON HIGHS

Punts: 7 at Seattle (9/11/16)
Gross Punting Yards: 327 at Seattle (9/11/16)
Gross Punt Avg. (min. 4 punts): 46.7 at Seattle (9/11/16)
Longest Punt: 57 at Seattle (9/11/16)
Inside the 20: 3 at Seattle (9/11/16)



92 // LS

JOHN
DENNEY

HT: 6-5 // WT: 242 // BORN: 12/13/78
COLLEGE: BRIGHAM YOUNG '05 // ACQUIRED: FA, 2005
NFL: 12TH SEASON // DOLPHINS: 12TH SEASON

KEY TRANSACTIONS

- Originally signed by the Dolphins as an undrafted college free agent on 4/29/05

2016 - Saw action in his 178th-consecutive game at **New England (9/18)** ... Snapped on one FGM and three PATs for K Andrew Franks ... Played in his 177th-consecutive game for the Dolphins at **Seattle (9/11)** ... Helped P Matt Darr produce a game-high 57-yard punt.

JOHN DENNEY'S NFL REGULAR SEASON STATISTICS

GAMES/STARTS: 2005: 16/0, 2006: 16/0, 2007: 16/0, 2008: 16/0, 2009: 16/0, 2010: 16/0, 2011: 16/0, 2012: 16/0. 2013: 16/0, 2014: 16/0, 2015: 16/0, 2016: 2/0 **NFL TOTALS: 178/0**





32 // RB

**KENYAN
DRAKE**

HT: 6-1 // WT: 216 // BORN: 1/26/94
 COLLEGE: ALABAMA '16 // ACQUIRED: D3A,73
 NFL: ROOKIE SEASON // DOLPHINS: ROOKIE SEASON

KEY TRANSACTIONS

- Originally a third-round selection (73rd overall) of the Dolphins in the 2016 NFL Draft

2016 - Rushed twice for 12 yards (6.0 avg.) and his first-career touchdown at **New England (9/18)** ... Added two receptions for 6 yards (3.0 avg.) ... Returned one kickoff 15 yards ... Made NFL and Dolphins debut at **Seattle (9/11)**.

KENYAN DRAKE'S NFL REGULAR SEASON STATISTICS

YEAR	TEAM	GP	GS	RUSHING					RECEIVING				
				ATT	YDS	AVG	LG	TD	NO	YDS	AVG	LG	TD
2016	Miami	2	0	2	12	6.0	7t	1	2	6	3.0	4	0
NFL TOTALS		2	0	2	12	6.0	7t	1	2	6	3.0	4	0

2016 GAME-BY-GAME STATISTICS

DATE	OPPONENT	P/S	RUSHING					RECEIVING				W/L	SCORE	
			ATT	YDS	AVG	LG	TD	NO	YDS	AVG	LG			TD
9/11	at Seattle	1/0	0	0	0.0	0	0	0	0	0.0	0	0	L	10-12
9/18	at New England	1/0	2	12	6.0	7t	1	2	6	3.0	4	0	L	24-31
2016 TOTALS		2/0	2	12	6.0	7t	1	2	6	3.0	4	0		

SINGLE-GAME HIGHS


CAREER HIGHS

Rushes: 2 at New England (9/18/16)
Rushing Yards: 12 at New England (9/18/16)
Longest Run: 7 at New England (9/18/16)
TD Runs: 1 at New England (9/18/16)
Receptions: 2 at New England (9/18/16)
Receiving Yards: 6 at New England (9/18/16)
Longest Reception: 4 at New England (9/18/16)
TD Receptions: -

SEASON HIGHS

Rushes: 2 at New England (9/18/16)
Rushing Yards: 12 at New England (9/18/16)
Longest Run: 7 at New England (9/18/16)
TD Runs: 1 at New England (9/18/16)
Receptions: 2 at New England (9/18/16)
Receiving Yards: 6 at New England (9/18/16)
Longest Reception: 4 at New England (9/18/16)
TD Receptions: - at New England (9/18/16)





78 // DE

TERRENCE FEDE

HT: 6-4 // WT: 267 // BORN: 11/19/91
 COLLEGE: MARIST '14 // ACQUIRED: D7, 2014
 NFL: THIRD SEASON // DOLPHINS: THIRD SEASON

KEY TRANSACTIONS

- Originally a seventh-round selection (234th overall) by the Dolphins in the 2014 NFL Draft

2016 - Recorded two tackles (one solo) at **New England (9/18)** ... Inactive at **Seattle (9/11)**.

TERRENCE FEDE'S NFL REGULAR SEASON STATISTICS

YEAR	TEAM	GP	GS	TACKLES					INTERCEPTIONS					FUMBLES			
				TOT	SOLO	ASST	SK	YDS	NO	YDS	LG	TD	PD	FF	FR	YDS	
2014	Miami	11	0	10	8	2	1.0	5.0	0	0	0	0	0	0	0	0	0
2015	Miami	15	0	16	9	7	0.0	0.0	0	0	0	0	0	0	0	0	0
2016	Miami	1	0	2	1	1	0.0	0.0	0	0	0	0	0	0	0	0	0
NFL TOTALS		27	0	28	18	10	1.0	5.0	0	0	0	0	0	0	0	0	0

2016 GAME-BY-GAME STATISTICS

DATE	OPPONENT	P/S	TCK	SOLO	AST	SK	YDS	INT	YDS	PD	FF	FR
9/11	at Seattle	0/0										
9/18	at New England	1/0	2	1	1	0.0	0.0	0	0	0	0	0
2016 TOTALS		1/0	2	1	1	0.0	0.0	0	0	0	0	0

SINGLE-GAME HIGHS


CAREER HIGHS

Tackles: 6 at Washington (9/13/15)
Sacks: 1 at Jacksonville (10/26/14)
Interceptions: -
Passes Defensed: -
Forced Fumbles: -
Fumble Recoveries: -

SEASON HIGHS

Tackles: 2 at New England (9/18/16)
Sacks: -
Interceptions: -
Passes Defensed: -
Forced Fumbles: -
Fumble Recoveries: -





29 // RB

ARIAN FOSTER

HT: 6-1 // WT: 227 // BORN: 8/24/86
 COLLEGE: TENNESSEE '09 // ACQUIRED: FA, 2016
 NFL: EIGHTH SEASON // DOLPHINS: FIRST SEASON

- KEY TRANSACTIONS**
- Signed by the Dolphins as a free agent on 7/18/16
 - Originally signed by Houston as an undrafted college free agent on 5/6/09

2016 - Rushed three times for 9 yards (3.0 avg.) at **New England (9/18)**, before leaving the game due to injury in the second quarter ... Made Dolphins debut at **Seattle (9/11)** ... Rushed 13 times for 38 yards (2.9 avg.) ... Also tallied three receptions for 62 yards (20.7 avg.) ... Hauled in a 50-yard catch, his longest reception on the day ... The 50-yard reception ties for the fifth longest in

Foster's career.

ARIAN FOSTER'S NFL REGULAR SEASON STATISTICS

YEAR	TEAM	GP	GS	RUSHING					RECEIVING				
				ATT	YDS	AVG	LG	TD	NO	YDS	AVG	LG	TD
2009	Houston	6	1	54	257	4.8	24	3	8	93	11.6	20	0
2010	Houston	16	13	327	1,616	4.9	74t	16	66	604	9.2	50	2
2011	Houston	13	13	278	1,224	4.4	43	10	53	617	11.6	78t	2
2012	Houston	16	16	351	1,424	4.1	46	15	40	217	5.4	23	2
2013	Houston	8	8	121	542	4.5	23	1	22	183	8.3	41	1
2014	Houston	13	13	260	1,246	4.8	51	8	38	327	8.6	56t	5
2015	Houston	4	4	63	163	2.6	16	1	22	227	10.3	32	2
2016	Miami	2	2	16	47	2.9	9	0	3	62	20.7	50	0
NFL TOTALS		78	70	1,470	6,519	4.4	74t	54	252	2,330	9.2	78t	14


2016 GAME-BY-GAME STATISTICS

DATE	OPPONENT	P/S	RUSHING					RECEIVING					W/L	SCORE
			ATT	YDS	AVG	LG	TD	NO	YDS	AVG	LG	TD		
9/11	at Seattle	1/1	13	38	2.9	9	0	3	62	20.7	50	0	L	10-12
9/18	at New England	1/1	3	9	3.0	5	0	0	0	0.0	0	0	L	24-31
2016 TOTALS		2/2	16	47	2.9	9	0	3	62	20.7	50	0		

SINGLE-GAME HIGHS

CAREER HIGHS	
Rushes:	33 twice, last: vs. Jacksonville (10/30/11)
Rushing Yards:	231 vs. Indianapolis (9/12/10)
Longest Run:	74t at Oakland (10/3/10)
TD Runs:	3 vs. Indianapolis (9/12/10)
Receptions:	9 three times, last: vs. Ind. (10/8/15)
Receiving Yards:	119 at Tennessee (10/23/11)
Longest Reception:	78t twice, last: at Tampa Bay (11/13/11)
TD Receptions:	1 14 times, last: at Miami (10/25/15)

SEASON HIGHS	
Rushes:	13 at Seattle (9/11/16)
Rushing Yards:	38 at Seattle (9/11/16)
Longest Run:	9 at Seattle (9/11/16)
TD Runs:	–
Receptions:	3 at Seattle (9/11/16)
Receiving Yards:	62 at Seattle (9/11/16)
Longest Reception:	50 at Seattle (9/11/16)
TD Receptions:	–



3 // K

ANDREW
FRANKS

HT: 6-1 // WT: 202 // BORN: 1/11/93
COLLEGE: RENSSELAER POLYTECHNIC INSTITUTE // ACQUIRED: FA, 2015
NFL: SECOND SEASON // DOLPHINS: SECOND SEASON

KEY TRANSACTIONS

- Originally signed by the Dolphins as an undrafted college free agent on 5/8/15

2016 - Converted 1-of-1 FGs and 3-of-3 PATs at **New England (9/18)** ... Connected on a 27-yard FG in the second quarter to give the Dolphins their first points of the day ... Was 1-of-2 on FGs and 1-of-1 on PATs to score four points at **Seattle (9/11)** ... Kicked a game-high 41-yard FG in the second quarter.

ANDREW FRANKS' NFL REGULAR SEASON STATISTICS

YEAR	TEAM	GP	FGM	FGA	PCT.	LG	XP	XPA	PCT.	BLK	PTS
2015	Miami	16	13	16	81.3	53	33	36	91.7	0	72
2016	Miami	2	2	3	66.7	41	4	4	100.0	0	10
NFL TOTALS		17	15	19	78.9	53	37	40	92.5	0	82

2016 GAME-BY-GAME STATISTICS

DATE	OPPONENT	P/S	FGM	FGA	PCT.	LG	XP	XPA	PCT.	BLK	PTS	W/L	SCORE
9/11	at Seattle	1/0	1	2	50.0	41	1	1	100.0	0	4	L	10-12
9/18	at New England	1/0	1	1	100.0	27	3	3	100.0	0	6	L	24-31
2016 TOTALS		2/0	2	3	66.7	41	4	4	100.0	0	10		

SINGLE-GAME HIGHS

- Most Points Scored:** 8
- PATs Attempted:** 6
- PATs Made:** 5
- Consecutive PATs Made:** 8
- FGs Attempted:** 3
- FGs Made:** 2
- Longest FG Attempt:** 63
- Longest FG Made:** 53

CAREER HIGHS

- twice, last: vs. Houston (10/25/15)
- vs. Houston (10/25/15)
- twice, last: vs. Houston (10/25/15)
- (12/6/15 - 1/3/16)
- twice, last: last: vs. NE (1/3/16)
- four times, last: vs. NE (1/3/16)
- at New England (10/29/15)
- vs. Houston (10/25/15)

SEASON HIGHS

- 6 at New England (9/18/16)
- 3 at New England (9/18/16)
- 3 at New England (9/18/16)
- 4 (9/11/16 - 9/18/16)
- 2 at Seattle (9/11/16)
- 1 twice, last: at NE (9/18/16)
- 41 at Seattle (9/11/16)
- 41 at Seattle (9/11/16)





19 // WR

JAKEEM GRANT

HT: 5-7 // WT: 172 // BORN: 10/30/92
 COLLEGE: TEXAS TECH '16 // ACQUIRED: D6A
 NFL: ROOKIE SEASON // DOLPHINS: ROOKIE SEASON

KEY TRANSACTIONS

- Originally a sixth-round draft selection (186th overall) of the Dolphins in the 2016 NFL Draft

2016 - Saw action on special teams, but did not record any statistics at **New England (9/18)** ... Made NFL and Dolphins debut at **Seattle (9/11)** ... Served as the primary kick and punt returner for Miami ... Returned three punts for 16 yards (5.3 avg.) ... Returned two kickoffs for 67 yards (33.5 avg.).

JAKEEM GRANT'S NFL REGULAR SEASON STATISTICS

YEAR	TEAM	GP	GS	RECEIVING					RUSHING				
				NO	YDS	AVG	LG	TD	ATT	YDS	AVG	LG	TD
2016	Miami	2	0	0	0	0.0	0	0	0	0	0	0	0
NFL TOTALS		2	0	0	0	0.0	0	0	0	0	0	0	0

JAKEEM GRANT'S NFL RETURN STATS

YEAR	TEAM	GP	GS	KICKOFF					PUNT					
				RET.	YDS	AVG	LG	TD	NO.	FC	YDS.	AVG.	LG	TD
2016	Miami	2	0	2	67	33.5	45	0	3	0	16	5.3	7	0
NFL TOTALS		2	0	2	67	33.5	45	0	3	0	16	5.3	7	0


2016 GAME-BY-GAME STATISTICS

DATE	OPPONENT	P/S	RECEIVING					RUSHING					W/L	SCORE
			NO	YDS	AVG	LG	TD	ATT	YDS	AVG	LG	TD		
9/11	at Seattle	1/0	0	0	0.0	0	0	0	0	0.0	0	0	L	10-12
9/18	at New England	1/0	0	0	0.0	0	0	0	0	0.0	0	0	L	24-31
2016 TOTALS		2/0	0	0	0.0	0	0	0	0	0.0	0	0		

SINGLE-GAME HIGHS

	CAREER HIGHS		SEASON HIGHS
Receptions:	-	Receptions:	-
Receiving Yards:	-	Receiving Yards:	-
Longest Reception:	-	Longest Reception:	-
TD Receptions:	-	TD Reception:	-
Rushes:	-	Rushes:	-
Rushing Yards:	-	Rushing Yards:	-
Longest Rush:	-	Longest Rush:	-





48 // TE

MARQUEIS GRAY

HT: 6-4 // WT: 255 // BORN: 11/7/89
 COLLEGE: MINNESOTA '13 // ACQUIRED: FA, 2016
 NFL: FOURTH SEASON // DOLPHINS: FIRST SEASON

- KEY TRANSACTIONS**
- Signed by the Dolphins as a free agent on 3/31/16
 - Signed by San Francisco as a undrafted college free agent on 5/7/13

2016 - Recorded 1 assisted special teams tackle at **New England (9/18)** ... Appeared on special teams at **Seattle (9/11)** ... Recorded one assisted special teams tackle.

MarQUEIS GRAY'S NFL REGULAR SEASON STATISTICS														
YEAR	TEAM	GP	GS	RECEIVING					RUSHING					
				NO	YDS	AVG	LG	TD	ATT	YDS	AVG	LG	TD	
2013	Cleveland	12	2	2	8	14.0	5	0	6	43	7.2	18	0	
2014	Min./Buf.	13	5	9	134	14.9	41	0	0	0	0.0	0	0	
2015	Buffalo	4	0	1	2	2.0	2	0	0	0	0.0	0	0	
2016	Miami	2	0	0	0	0.0	0	0	0	0	0.0	0	0	
NFL TOTALS		31	7	12	144	12.0	41	0	6	43	7.2	18	0	

2016 GAME-BY-GAME STATISTICS

DATE	OPPONENT	P/S	RECEIVING					RUSHING					W/L	SCORE	
			NO	YDS	AVG	LG	TD	ATT	YDS	AVG	LG	TD			
9/11	at Seattle	1/0	0	0	0.0	0	0	0	0	0	0.0	0	0	L	10-12
9/18	at New England	1/0	0	0	0.0	0	0	0	0	0	0.0	0	0	L	24-31
2016 TOTALS		2/0	0	0	0.0	0	0	0	0	0	0.0	0	0		

SINGLE-GAME HIGHS

CAREER HIGHS

Receptions: 3 at New England (12/28/14)
Receiving Yards: 71 vs. Cleveland (11/30/14)
Longest Reception: 41 vs. Cleveland (11/30/14)
TD Receptions: -

SEASON HIGHS

Receptions: -
Receiving Yards: -
Longest Reception: -
TD Receptions: -





46 // LB

NEVILLE HEWITT

HT: 6-2 // WT: 232 // BORN: 4/6/93
 COLLEGE: MARSHALL '15 // ACQUIRED: FA, 2015
 NFL: SECOND SEASON // DOLPHINS: SECOND SEASON

KEY TRANSACTIONS

- Originally signed by the Dolphins as an undrafted college free agent on 5/8/15

2016 - Recorded one solo tackle at **New England (9/18)** ... Also made one special teams tackle ... Played at **Seattle (9/11)**, appearing on special teams.

NEVILLE HEWITT'S NFL REGULAR SEASON STATISTICS

YEAR	TEAM	GP	GS	TACKLES					INTERCEPTIONS					FUMBLES		
				TOT	SOLO	ASST	SK	YDS	NO	YDS	LG	TD	PD	FF	FR	YDS
2015	Miami	16	2	32	22	10	0.0	0.0	1	0	0	0	3	0	0	0
2016	Miami	2	0	1	1	0	0.0	0.0	0	0	0	0	0	0	0	0
NFL TOTALS		18	2	33	23	10	0.0	0.0	1	0	0	0	3	0	0	0

2016 GAME-BY-GAME STATISTICS

DATE	OPPONENT	P/S	TCK	SOLO	AST	SK	YDS	INT	YDS	PD	FF	FR
9/11	at Seattle	1/0	0	0	0	0.0	0.0	0	0	0	0	0
9/18	at New England	1/0	1	1	0	0.0	0.0	0	0	0	0	0
2016 TOTALS		2/0	1	1	0	0.0	0.0	0	0	0	0	0

SINGLE-GAME HIGHS

	CAREER HIGHS	SEASON HIGHS
Tackles:	6 twice, last: vs. New England (1/3/16)	1 at New England (9/18/16)
Sacks:	–	–
Interceptions:	1 vs. Dallas (11/22/15)	–
Passes Defensed:	1 three times, last: vs. NE (1/3/16)	–
Forced Fumbles:	–	–
Fumble Recoveries:	–	–





25 // CB

XAVIEN HOWARD

HT: 6-1 // WT: 198 // BORN: 7/4/93
 COLLEGE: BAYLOR '16 // ACQUIRED: D2, 38
 NFL: ROOKIE SEASON // DOLPHINS: ROOKIE SEASON

KEY TRANSACTIONS

- Originally a second-round selection (38th overall) of the Dolphins in the 2016 NFL Draft

2016 - Recorded five tackles (two solo) at **New England (9/18)** ... Made first career start at **Seattle (9/11)** in his NFL and Dolphins debut ... Became the first Dolphins rookie to start Week 1 at cornerback since Sean Smith (2009) ... Recorded 11 tackles (six solo).

XAVIEN HOWARD'S NFL REGULAR SEASON STATISTICS

YEAR	TEAM	GP	GS	TACKLES					INTERCEPTIONS					FUMBLES			
				TOT	SOLO	ASST	SK	YDS	NO	YDS	LG	TD	PD	FF	FR	YDS	
2016	Miami	2	2	16	8	8	0.0	0.0	0	0	0	0	0	0	0	0	0
NFL TOTALS		2	2	16	8	8	0.0	0.0	0	0	0	0	0	0	0	0	0

2016 GAME-BY-GAME STATISTICS

DATE	OPPONENT	P/S	TCK	SOLO	AST	SK	YDS	INT	YDS	PD	FF	FR
9/11	at Seattle	1/1	11	6	5	0.0	0.0	0	0	0	0	0
9/18	at New England	1/1	5	2	3	0.0	0.0	0	0	0	0	0
2016 TOTALS		2/2	16	8	8	0.0	0.0	0	0	0	0	0

SINGLE-GAME HIGHS

CAREER HIGHS

Tackles: 11 at Seattle (9/11/16)

Sacks: -

Interceptions: -

Passes Defensed: -

Forced Fumbles: -

Fumble Recoveries: -

SEASON HIGHS

Tackles: 11 at Seattle (9/11/16)

Sacks: -

Interceptions: -

Passes Defensed: -

Forced Fumbles: -

Fumble Recoveries: -





45 // LB

MIKE HULL

HT: 6-0 // WT: 233 // BORN: 5/25/91
 COLLEGE: PENN STATE '15 // ACQUIRED: FA, 2015
 NFL: SECOND SEASON // DOLPHINS: SECOND SEASON

- KEY TRANSACTIONS**
- Signed to the Dolphins' active roster on 1/2/16
 - Originally signed by the Dolphins as an undrafted college free agent on 5/8/15

2016 - Totaled two special teams tackles at **New England (9/18)** ... Played at **Seattle (9/11)** ... Recorded one assisted special teams tackle.

MIKE HULL'S NFL REGULAR SEASON STATISTICS

YEAR	TEAM	GP	GS	TACKLES					INTERCEPTIONS					FUMBLES			
				TOT	SOLO	ASST	SK	YDS	NO	YDS	LG	TD	PD	FF	FR	YDS	
2015	Miami	3	0	1	1	0	0.0	0	0	0	0	0	0	0	0	0	0
2016	Miami	2	0	0	0	0	0.0	0	0	0	0	0	0	0	0	0	0
NFL TOTALS		5	0	1	1	0	0.0	0	0	0	0	0	0	0	0	0	0

2016 GAME-BY-GAME STATISTICS

DATE	OPPONENT	P/S	TCK	SOLO	AST	SK	YDS	INT	YDS	PD	FF	FR
9/11	at Seattle	1/0	0	0	0	0.0	0.0	0	0	0	0	0
9/18	at New England	1/0	0	0	0	0.0	0.0	0	0	0	0	0
2016 TOTALS		2/0	0	0	0	0.0	0.0	0	0	0	0	0

SINGLE-GAME HIGHS

CAREER HIGHS

Tackles: 1 at Philadelphia (11/15/15)

Sacks: -

Interceptions: -

Passes Defensed: -

Forced Fumbles: -

Fumble Recoveries: -

SEASON HIGHS

Tackles: -

Sacks: -

Interceptions: -

Passes Defensed: -

Forced Fumbles: -

Fumble Recoveries: -



15 // WR

JUSTIN
HUNTER

HT: 6-4 // WT: 203 // BORN: 5/20/91
COLLEGE: TENNESSEE '13 // ACQUIRED: WAI (TEN.), 2016
NFL: FOURTH SEASON // DOLPHINS: FIRST SEASON

KEY TRANSACTIONS

- Acquired off Waivers (Ten.) by the Dolphins on 9/4/16
- Originally a second-round selection (34th overall) of Tennessee in the 2013 NFL Draft

2016 - Inactive at **New England (9/18)** ... Made Dolphins debut, but did not record any statistics at **Seattle (9/11)**.

JUSTIN HUNTER'S NFL REGULAR SEASON STATISTICS

YEAR	TEAM	GP	GS	RECEIVING					RUSHING				
				NO	YDS	AVG	LG	TD	ATT	YDS	AVG	LG	TD
2013	Tennessee	14	0	18	354	19.7	57	4	0	0	0.0	0	0
2014	Tennessee	12	8	28	498	17.8	75t	3	0	0	0.0	0	0
2015	Tennessee	9	5	22	264	12.0	29	1	0	0	0.0	0	0
2016	Miami	1	0	0	0	0.0	0	0	0	0	0.0	0	0
NFL TOTALS		35	13	68	1,116	16.4	75t	8	0	0	0.0	0	0

2016 GAME-BY-GAME STATISTICS

DATE	OPPONENT	P/S	RECEIVING					RUSHING					W/L	SCORE	
			NO	YDS	AVG	LG	TD	ATT	YDS	AVG	LG	TD			
9/11	at Seattle	1/0	0	0	0.0	0	0	0	0	0	0.0	0	0	L	10-12
9/18	at New England	0/0	INACTIVE												
2016 TOTALS		1/0	0	0	0.0	0	0	0	0	0	0.0	0	0		

SINGLE-GAME HIGHS

	CAREER HIGHS
Receptions:	6 at Oakland (11/24/13)
Receiving Yards:	114 at Denver (12/8/13)
Longest Reception:	75t vs. Cleveland (10/5/14)
TD Receptions:	1 eight times, last: at NO (11/8/15)
Rushes:	-
Rushing Yards:	-
Longest Rush:	-

	SEASON HIGHS
Receptions:	-
Receiving Yards:	-
Longest Reception:	-
TD Receptions:	-
Rushes:	-
Rushing Yards:	-
Longest Rush:	-



70 // T

JA'WUAN
JAMES

HT: 6-6 // WT: 307 // BORN: 6/3/92
COLLEGE: TENNESSEE '14 // ACQUIRED: D1, 2014
NFL: THIRD SEASON // DOLPHINS: THIRD SEASON

KEY TRANSACTIONS

- Originally a first-round selection (19th overall) of the Dolphins in the 2014 NFL Draft

2016 - Started at **New England (9/18)** ... Protected QB Ryan Tannehill who completed 32-of-45 passes for 389 yards and two touchdowns ... O-line did not allow a sack in the game... Also blocked for the Dolphins run game, which totaled 16 attempts for 70 yards (4.4 avg.) and one touchdown ... Started at right tackle at **Seattle (9/11)** ... Protected QB Ryan Tannehill who completed 16-of-29 passes for 186 yards.

JA'WUAN JAMES' NFL REGULAR SEASON STATISTICS

GAMES/STARTS: 2014: 16/16, 2015: 7/7, 2016: 2/2

NFL TOTALS: 25/25





53 // LB

JELANI JENKINS

HT: 6-0 // WT: 240 // BORN: 3/13/92
 COLLEGE: FLORIDA '13 // ACQUIRED: D4A, 2013
 NFL: FOURTH SEASON // DOLPHINS: FOURTH SEASON

KEY TRANSACTIONS

- Originally was a fourth-round selection (104th overall) of the Dolphins in the 2013 NFL Draft

2016 - Tallied five tackles (two solo) at **New England (9/18)** ... Recorded seven tackles (one solo) at **Seattle (9/11)**.

JELANI JENKINS' NFL REGULAR SEASON STATISTICS

YEAR	TEAM	GP	GS	TACKLES					INTERCEPTIONS					FUMBLES			
				TOT	SOLO	ASST	SK	YDS	NO	YDS	LG	TD	PD	FF	FR	YDS	
2013	Miami	16	0	11	10	1	0.0	0.0	0	0	0	0	0	0	0	0	0
2014	Miami	15	14	108	81	27	3.5	26.5	0	0	0	0	1	2	0	0	
2015	Miami	13	13	71	50	21	6.0	0.0	0	0	0	0	3	1	1	0	
2016	Miami	2	1	12	3	9	0.0	0.0	0	0	0	0	1	0	0	0	
NFL TOTALS		46	28	202	144	58	3.5	26.5	0	0	0	0	5	3	1	0	

2016 GAME-BY-GAME STATISTICS

DATE	OPPONENT	P/S	TCK	SOLO	AST	SK	YDS	INT	YDS	PD	FF	FR
9/11	at Seattle	1/0	7	1	6	0.0	0.0	0	0	0	0	0
9/18	at New England	1/1	5	2	3	0.0	0.0	0	0	1	0	0
2016 TOTALS		2/1	12	3	9	0.0	0.0	0	0	1	0	0

SINGLE-GAME HIGHS

CAREER HIGHS

Tackles: 16 at N.Y. Jets (12/1/14)

Sacks: 1.5 vs. Kansas City (9/21/14)

Interceptions: -

Passes Defensed: 1 five times, last: at NE (9/18/16)

Forced Fumbles: 1 three times, last: vs. Houston (10/25/15)

Fumble Recoveries: 1 at Tennessee (10/18/15)

SEASON HIGHS

Tackles: 7 at Seattle (9/11)

Sacks: -

Interceptions: -

Passes Defensed: 1 at New England (9/18)

Forced Fumbles: -

Fumble Recoveries: -





52 // DT

CHRIS JONES

HT: 6-1 // WT: 293 // BORN: 7/12/90
 COLLEGE: BOWLING GREEN '13 // ACQUIRED: FA, 2016
 NFL: FOURTH SEASON // DOLPHINS: FIRST SEASON

- KEY TRANSACTIONS**
- Signed by the Dolphins as a free agent on 9/14/16
 - Originally a sixth-round selection (198th overall) by Houston in the 2013 NFL Draft

2016 - Made Dolphins debut at **New England (9/18)** ... Recorded three tackles (one solo) ... Signed by the Dolphins on Sept. 14, 2016.

CHRIS JONES' NFL REGULAR SEASON STATISTICS																	
YEAR	TEAM	GP	GS	TACKLES					INTERCEPTIONS					FUMBLES			
				TOT	SOLO	ASST	SK	YDS	NO	YDS	LG	TD	PD	FF	FR	YDS	
2013	New England	13	11	54	25	29	6.0	42.0	0	0	0	0	0	0	0	0	0
2014	New England	15	12	35	15	10	3.0	17.5	0	0	0	0	0	0	0	0	
2015	New England	PHYSICALLY UNABLE TO PERFORM															
2016	Miami	1	0	3	1	2	0.0	0.0	0	0	0	0	0	0	0	0	
NFL TOTALS		29	23	82	41	41	9.0	59.5	0	0	0	0	0	0	0	0	

2016 GAME-BY-GAME STATISTICS

DATE	OPPONENT	P/S	TCK	SOLO	AST	SK	YDS	INT	YDS	PD	FF	FR
9/11	at Seattle	NOT ON ROSTER										
9/18	at New England	1/0	3	1	2	0.0	0.0	0	0	0	0	0
2016 TOTALS		1/0	3	1	2	0.0	0.0	0	0	0	0	0

SINGLE-GAME HIGHS

CAREER HIGHS

Tackles: 10 at N.Y. Jets (10/20/13)

Sacks: 2.0 at N.Y. Jets (10/20/13)

Interceptions: -

Passes Defensed: -

Forced Fumbles: -

Fumble Recoveries: -

SEASON HIGHS

Tackles: 3 at New England (9/18/16)

Sacks: -

Interceptions: -

Passes Defensed: -

Forced Fumbles: -

Fumble Recoveries: -



98 // DE

JASON JONES

HT: 6-5 // WT: 278 // BORN: 5/23/86
 COLLEGE: EASTERN MICHIGAN '08 // ACQUIRED: UFA, 2016
 NFL: NINTH SEASON // DOLPHINS: FIRST SEASON

- KEY TRANSACTIONS**
- Signed by the Dolphins as an unrestricted free agent on 5/16/2016
 - Originally a second-round selection (54th overall) by Tennessee in the 2008 NFL Draft

2016 - Registered three tackles (one solo) and one sack at **New England (9/18)** ... Sacked QB Jacoby Brissett for a loss of 8 yards in the third quarter ... Recorded two assisted tackles, 0.5 sacks and two QBHs at **Seattle (9/11)** ... Sacked QB Russell Wilson along with DE Jordan Phillips in the second quarter ... Also blocked a K Steven Hauschka PAT with 35 seconds remaining in the

fourth quarter.

JASON JONES' NFL REGULAR SEASON STATISTICS

YEAR	TEAM	GP	GS	TACKLES					INTERCEPTIONS					FUMBLES		
				TOT	SOLO	ASST	SK	YDS	NO	YDS	LG	TD	PD	FF	FR	YDS
2008	Tennessee	13	3	31	24	7	5.0	31.5	0	0	0	0	2	3	0	0
2009	Tennessee	7	0	15	9	6	4.0	29.0	0	0	0	0	5	0	0	0
2010	Tennessee	15	15	38	33	5	3.5	28.0	0	0	0	0	3	3	0	0
2011	Tennessee	14	13	27	18	9	3.0	21.0	0	0	0	0	5	1	0	0
2012	Seattle	12	0	10	7	3	3.0	15.0	0	0	0	0	4	0	1	3
2013	Detroit	3	3	1	1	0	0.0	0.0	0	0	0	0	1	0	0	0
2014	Detroit	16	16	22	14	8	5.0	33.5	0	0	0	0	3	2	0	0
2015	Detroit	15	15	31	27	4	4.5	29.5	0	0	0	0	1	1	0	0
2016	Miami	2	2	5	1	4	1.5	8.0	0	0	0	0	0	0	0	0
NFL TOTALS		97	67	180	134	46	29.5	195.5	0	0	0	0	24	10	1	3

2016 GAME-BY-GAME STATISTICS

DATE	OPPONENT	P/S	TCK	SOLO	AST	SK	YDS	INT	YDS	PD	FF	FR
9/11	at Seattle	1/1	2	0	2	0.5	0.0	0	0	0	0	0
9/18	at New England	1/1	3	1	2	1.0	8.0	0	0	0	0	0
2016 TOTALS		2/2	5	1	4	1.5	8.0	0	0	0	0	0

SINGLE-GAME HIGHS

CAREER HIGHS

Tackles: 5 three times, last: vs. Ind. (10/30/11)
Sacks: 3.5 vs. Pittsburgh (12/21/08)
Interceptions: –
Passes Defensed: 2 three times, last: at Arizona (9/9/12)
Forced Fumbles: 3 vs. Pittsburgh (12/21/08)
Fumble Recoveries: 1 vs. N.Y. Jets (11/11/12)

SEASON HIGHS

Tackles: 3 at New England (9/18/16)
Sacks: 1 at New England (9/18/16)
Interceptions: –
Passes Defensed: –
Forced Fumbles: –
Fumble Recoveries: –





20 // S

RESHAD JONES

HT: 6-1 // WT: 214 // BORN: 2/25/88
 COLLEGE: GEORGIA '10 // ACQUIRED: D5B, 2010
 NFL: SEVENTH SEASON // DOLPHINS: SEVENTH SEASON

KEY TRANSACTIONS

- Originally was a fifth-round selection (163rd overall) of the Dolphins in the 2010 NFL Draft

2016 - Tied for fourth in the AFC with 21 total tackles ... Totaled nine tackles (four solo) at **New England (9/18)** ... Led the team with 12 tackles (six solo), one tackle for loss and one pass defended at **Seattle (9/11)** ... Voted by teammates to serve as a season-long captain.

RESHAD JONES' NFL REGULAR SEASON STATISTICS

YEAR	TEAM	GP	GS	TACKLES					INTERCEPTIONS					FUMBLES		
				TOT	SOLO	ASST	SK	YDS	NO	YDS	LG	TD	PD	FF	FR	YDS
2010	Miami	13	2	14	11	3	1.0	10.0	1	0	0	0	2	0	1	0
2011	Miami	15	12	62	45	17	2.0	14.0	1	1	1	0	4	0	0	0
2012	Miami	16	16	94	73	21	1.0	5.0	4	28	15	0	9	2	2	24
2013	Miami	16	16	107	84	23	1.5	9.0	1	25	25t	1	4	0	0	0
2014	Miami	12	12	79	70	9	1.0	8.0	3	62	50	0	7	1	0	0
2015	Miami	16	16	135	106	29	2.0	13.0	5	104	42	2	10	0	1	9
2016	Miami	2	2	21	10	11	0.0	0.0	0	0	0	0	1	0	0	0
NFL TOTALS		90	76	512	399	113	8.5	59.0	15	220	50	3	37	3	4	33

2016 GAME-BY-GAME STATISTICS

DATE	OPPONENT	P/S	TCK	SOLO	AST	SK	YDS	INT	YDS	PD	FF	FR
9/11	at Seattle	1/1	12	6	6	0.0	0.0	0	0	1	0	0
9/18	at New England	1/1	9	4	5	0.0	0.0	0	0	0	0	0
2016 TOTALS		2/2	21	10	11	0.0	0.0	0	0	1	0	0

SINGLE-GAME HIGHS

CAREER HIGHS		SEASON HIGHS	
Tackles:	14 at Buffalo (11/15/12)	Tackles:	12 at Seattle (9/11/16)
Sacks:	1 eight times, last: at Phi. (11/15/15)	Sacks:	–
Interceptions:	1 15 times, last: at San Diego (12/20/15)	Interceptions:	–
Passes Defensed:	2 four times, last: vs. Hou. (10/25/15)	Passes Defensed:	1 at Seattle (9/11/16)
Forced Fumbles:	1 three times, last: vs. N.Y. Jets (12/28/14)	Forced Fumbles:	–
Fumble Recoveries:	2 vs. Buffalo (12/23/12)	Fumble Recoveries:	–



14 // WR

JARVIS LANDRY

HT: 5-11 // WT: 206 // BORN: 11/28/92
 COLLEGE: LOUISIANA STATE '15 // ACQUIRED: D2, 2014
 NFL: THIRD SEASON // DOLPHINS: THIRD SEASON

KEY TRANSACTIONS

- Originally a second-round draft selection (63rd overall) of the Dolphins in the 2014 NFL Draft

2016 - Hauled in 10 receptions for 137 yards (13.7 avg.) at **New England (9/18)** ... Eclipsed the 2,000 career receiving yard benchmark ... Became the second-fastest player in team history to reach 2,000 career receiving yards (34 games) after WR Mark Duper did so in 28 games ... Leads the NFL with 17 receptions through Week 2 ... Recorded seven receptions for 59 yards (8.4 avg.) at **Seattle (9/11)** ... Also returned one punt for 16 yards (16.0 avg.) ... Became fastest

player in NFL history to reach 200 career receptions (33 games).

JARVIS LANDRY'S NFL REGULAR SEASON STATISTICS													
YEAR	TEAM	GP	GS	RECEIVING					RUSHING				
				NO	YDS	AVG	LG	TD	ATT	YDS	AVG	LG	TD
2014	Miami	16	11	84	758	9.0	25	5	2	-4	-2.0	4	0
2015	Miami	16	14	110	1,157	10.5	50t	4	18	113	6.3	22t	1
2016	Miami	2	2	17	196	11.5	33	0	0	0	0.0	0	0
NFL TOTALS		34	27	211	2,111	10.0	50t	9	20	109	5.5	22t	1

JARVIS LANDRY'S NFL RETURN STATS														
YEAR	TEAM	GP	GS	KICKOFF					PUNT					
				RET.	YDS	AVG	LG	TD	NO.	FC	YDS.	AVG.	LG	TD
2014	Miami	16	11	34	954	28.1	74	0	25	19	204	8.2	32	0
2015	Miami	16	14	13	321	24.7	50	0	36	16	356	9.9	69t	1
2016	Miami	2	2	0	0	0.0	0	0	1	3	16	16.0	16	0
NFL TOTALS		34	27	47	1,275	27.1	74	0	62	38	576	9.3	69t	1

2016 GAME-BY-GAME STATISTICS


DATE	OPPONENT	P/S	RECEIVING					RUSHING					W/L	SCORE
			NO	YDS	AVG	LG	TD	ATT	YDS	AVG	LG	TD		
9/11	at Seattle	1/1	7	59	8.4	28	0	0	0	0.0	0	0	L	10-12
9/18	at New England	1/1	10	137	13.7	33	0	0	0	0.0	0	0	L	24-31
2016 TOTALS		2/1	17	196	11.5	33	0	0	0	0.0	0	0		

SINGLE-GAME HIGHS

CAREER HIGHS	
Receptions:	13 at N.Y. Jets (11/29/15)
Receiving Yards:	165 at N.Y. Jets (11/29/15)
Longest Reception:	50t vs. Houston (10/25/15)
TD Receptions:	2 twice, last: vs. Houston (10/25/15)
Rushes:	5 at Buffalo (11/8/15)
Rushing Yards:	29 vs. N.Y. Jets (London, 10/4/14)
Longest Rush:	22t at Tennessee (10/18/15)

SEASON HIGHS	
Receptions:	10 at New England (9/18/16)
Receiving Yards:	137 at New England (9/18/16)
Longest Reception:	33 at New England (9/18/16)
TD Receptions:	-
Rushes:	-
Rushing Yards:	-
Longest Rush:	-





36 // CB

TONY LIPPETT

HT: 6-3 // WT: 194 // BORN: 7/2/92
 COLLEGE: MICHIGAN STATE '15 // ACQUIRED: D5D, 2015
 NFL: SECOND SEASON // DOLPHINS: SECOND SEASON

KEY TRANSACTIONS

- Originally was a fifth-round selection (156th overall) of the Dolphins in the 2015 NFL Draft

2016 - Appeared on special teams at **New England (9/18)** ... Played on special teams at **Seattle (9/11)**.

TONY LIPPETT'S NFL REGULAR SEASON STATISTICS

YEAR	TEAM	GP	GS	TACKLES					INTERCEPTIONS					FUMBLES		
				TOT	SOLO	ASST	SK	YDS	NO	YDS	LG	TD	PD	FF	FR	YDS
2015	Miami	9	0	10	9	1	0.0	0.0	0	0	0	0	1	0	0	0
2016	Miami	2	0	0	0	0	0.0	0.0	0	0	0	0	0	0	0	0
NFL TOTALS		11	0	10	9	1	0.0	0.0	0	0	0	0	1	0	0	0

2016 GAME-BY-GAME STATISTICS

DATE	OPPONENT	P/S	TCK	SOLO	AST	SK	YDS	INT	YDS	PD	FF	FR
9/11	at Seattle	1/0	0	0	0	0.0	0.0	0	0	0	0	0
9/18	at New England	1/0	0	0	0	0.0	0.0	0	0	0	0	0
2016 TOTALS		2/0	0	0	0	0.0	0.0	0	0	0	0	0

SINGLE-GAME HIGHS

CAREER HIGHS

Tackles: 5 vs. Indianapolis (12/27/15)

Sacks: -

Interceptions: -

Passes Defensed: 1 vs. New England (1/3/16)

Forced Fumbles: -

Fumble Recoveries: -

SEASON HIGHS

Tackles: -

Sacks: -

Interceptions: -

Passes Defensed: -

Forced Fumbles: -

Fumble Recoveries: -





21 // CB

JORDAN LUCAS

HT: 6-0 // WT: 204 // BORN: 8/2/93
 COLLEGE: PENN STATE '16 // ACQUIRED: D6B, 2016
 NFL: ROOKIE SEASON // DOLPHINS: ROOKIE SEASON

KEY TRANSACTIONS

- Originally a sixth-round selection (204th overall) by the Dolphins in the 2016 NFL Draft

2016 - Inactive at **New England (9/18)** ... Made NFL and Dolphins debut on special teams at **Seattle (9/11)**.

JORDAN LUCAS' NFL REGULAR SEASON STATISTICS

YEAR	TEAM	GP	GS	TACKLES					INTERCEPTIONS					FUMBLES			
				TOT	SOLO	ASST	SK	YDS	NO	YDS	LG	TD	PD	FF	FR	YDS	
2016	Miami	1	0	0	0	0	0.0	0	0	0	0	0	0	0	0	0	0
NFL TOTALS		1	0	0	0	0	0.0	0	0	0	0	0	0	0	0	0	0

2016 GAME-BY-GAME STATISTICS

DATE	OPPONENT	P/S	TCK	SOLO	AST	SK	YDS	INT	YDS	PD	FF	FR
9/11	at Seattle	1/0	0	0	0	0.0	0	0	0	0	0	0
9/18	at New England	0/0	INACTIVE									
2016 TOTALS		1/0	0	0	0	0.0	0	0	0	0	0	0

SINGLE-GAME HIGHS


CAREER HIGHS

Tackles: -
 Sacks: -
 Interceptions: -
 Passes Defensed: -
 Forced Fumbles: -
 Fumble Recoveries: -

SEASON HIGHS

Tackles: -
 Sacks: -
 Interceptions: -
 Passes Defensed: -
 Forced Fumbles: -
 Fumble Recoveries: -





41 // CB

**BYRON
MAXWELL**

HT: 6-1 // WT: 203 // BORN: 2/23/88
 COLLEGE: CLEMSON '11 // ACQUIRED: T, 2016 (PHI.)
 NFL: SIXTH SEASON // DOLPHINS: FIRST SEASON

- KEY TRANSACTIONS**
- Acquired by the Dolphins in a trade from Philadelphia on 3/9/16
 - Originally a sixth-round selection (173rd overall) by Seattle in the 2011 NFL Draft

2016 - Registered five tackles (two solo) and a forced fumble at **New England (9/18)** ... Forced a fumble from RB LaGarrette Blount in the fourth quarter with 4:45 to play, but the ball rolled out of bounds ... Made first start for the Dolphins at **Seattle (9/11)** ... Recorded four solo tackles and one pass defended ... Also served as a game captain.

BYRON MAXWELL'S NFL REGULAR SEASON STATISTICS

YEAR	TEAM	GP	GS	TACKLES					INTERCEPTIONS					FUMBLES		
				TOT	SOLO	ASST	SK	YDS	NO	YDS	LG	TD	PD	FF	FR	YDS
2011	Seattle	9	0	0	0	0	0.0	0.0	0	0	0	0	0	0	1	0
2012	Seattle	9	0	6	6	0	0.0	0.0	0	0	0	0	2	1	1	11
2013	Seattle	16	5	25	22	3	0.0	0.0	4	6	6	0	12	1	1	11
2014	Seattle	13	12	39	35	4	0.0	0.0	2	23	21	0	12	1	1	0
2015	Philadelphia	14	14	64	53	11	0.0	0.0	2	22	22	0	10	2	1	2
2016	Miami	2	2	9	6	3	0.0	0.0	0	0	0	0	1	1	0	0
NFL TOTALS		63	33	143	122	21	0.0	0.0	8	51	22	0	37	6	5	13

2016 GAME-BY-GAME STATISTICS

DATE	OPPONENT	P/S	TCK	SOLO	AST	SK	YDS	INT	YDS	PD	FF	FR
9/11	at Seattle	1/1	4	4	0	0.0	0.0	0	0	1	0	0
9/18	at New England	1/1	5	2	3	0.0	0.0	0	0	0	1	0
2016 TOTALS		2/2	9	6	3	0.0	0.0	0	0	1	1	0

SINGLE-GAME HIGHS

CAREER HIGHS

Tackles: 9 vs. Denver (9/21/14)

Sacks: –

Interceptions: 2 at N.Y. Giants (12/15/13)

Passes Defensed: 3 at San Francisco (12/08/13)

Forced Fumbles: 1 six times, last: at NE (9/18/16)

Fumble Recoveries: 1 five times, last: vs. NO (10/11/15)

SEASON HIGHS

Tackles: 5 at New England (9/18/16)

Sacks: –


Interceptions: –

Passes Defensed: 1 at Seattle (9/11/16)

Forced Fumbles: 1 at New England (9/18/16)

Fumble Recoveries: –





28 // CB

**BOBBY
McCAIN**

HT: 5-11 // WT: 192 // BORN: 8/18/93
 COLLEGE: MEMPHIS '15 // ACQUIRED: D5A, 2015
 NFL: SECOND SEASON // DOLPHINS: SECOND SEASON

KEY TRANSACTIONS

- Originally a fifth-round selection (145 overall) of the Dolphins in the 2015 NFL Draft

2016 - Totaled two solo tackles and one forced fumble at **New England (9/18)** ... Forced a fumble for WR Danny Amendola in the second quarter ... Recorded two tackles (one solo) at **Seattle (9/11)**.

BOBBY McCAIN'S NFL REGULAR SEASON STATISTICS

YEAR	TEAM	GP	GS	TACKLES					INTERCEPTIONS					FUMBLES		
				TOT	SOLO	ASST	SK	YDS	NO	YDS	LG	TD	PD	FF	FR	YDS
2015	Miami	16	4	22	19	3	0.0	0.0	0	0	0	0	4	0	0	0
2016	Miami	2	0	4	3	1	0.0	0.0	0	0	0	0	0	1	0	0
NFL TOTALS		18	4	26	22	4	0.0	0.0	0	0	0	0	4	1	0	0

2016 GAME-BY-GAME STATISTICS

DATE	OPPONENT	P/S	TCK	SOLO	AST	SK	YDS	INT	YDS	PD	FF	FR
9/11	at Seattle	1/0	2	1	1	0.0	0.0	0	0	0	0	0
9/18	at New England	1/0	2	2	0	0.0	0.0	0	0	0	1	0
2016 TOTALS		2/0	4	3	1	0.0	0.0	0	0	0	1	0

SINGLE-GAME HIGHS

CAREER HIGHS

Tackles: 7 vs. Baltimore (12/6/15)
Sacks: -
Interceptions: -
Passes Defensed: 2 vs. Houston (10/25/15)
Forced Fumbles: 1 at New England (9/18/16)
Fumble Recoveries: -

SEASON HIGHS

Tackles: 2 twice, last at NE (9/18/16)
Sacks: -
Interceptions: -
Passes Defensed: -
Forced Fumbles: 1 at New England (9/18/16)
Fumble Recoveries: -





55 // LB

**KOA
MISI**

HT: **6-3** // WT: **256** // BORN: **1/17/87**
 COLLEGE: **UTAH '10** // ACQUIRED: **D2, 2010**
 NFL: **SEVENTH SEASON** // DOLPHINS: **SEVENTH SEASON**

KEY TRANSACTIONS

- Originally a second-round selection (40th overall) of Miami in the 2010 NFL Draft

2016 - Tallied nine tackles (four solo) at **New England (9/18)** ... Recorded 10 tackles (five solo) at **Seattle (9/11)**.

KOA MISI'S NFL REGULAR SEASON STATISTICS

YEAR	TEAM	GP	GS	TACKLES					INTERCEPTIONS					FUMBLES		
				TOT	SOLO	ASST	SK	YDS	NO	YDS	LG	TD	PD	FF	FR	YDS
2010	Miami	16	11	41	29	12	4.5	19.5	0	0	0	0	2	0	2	0
2011	Miami	12	9	31	23	8	1.0	7.0	0	0	0	0	1	0	0	0
2012	Miami	14	14	60	47	13	3.5	15.5	0	0	0	0	2	2	0	0
2013	Miami	15	12	54	34	20	2.0	16.0	0	0	0	0	3	0	0	0
2014	Miami	11	11	64	49	15	1.0	8.0	0	0	0	0	1	0	1	0
2015	Miami	13	13	78	59	19	0.0	0.0	0	0	0	0	1	0	0	0
2016	Miami	2	2	19	9	10	0.0	0.0	0	0	0	0	0	0	0	0
NFL TOTALS		83	72	347	250	97	12.0	66.0	0	0	0	0	10	2	3	0

2016 GAME-BY-GAME STATISTICS

DATE	OPPONENT	P/S	TCK	SOLO	AST	SK	YDS	INT	YDS	PD	FF	FR
9/11	at Seattle	1/1	10	5	5	0.0	0.0	0	0	0	0	0
9/18	at New England	1/1	9	4	5	0.0	0.0	0	0	0	0	0
2016 TOTALS		2/2	19	9	10	0.0	0.0	0	0	0	0	0

SINGLE-GAME HIGHS


CAREER HIGHS

Tackles: 11 twice, last: at Washington (9/13/15)
Sacks: 1.5 at Arizona (9/30/12)
Interceptions: –
Passes Defensed: 1 10 times, last: vs. N.Y. Jets (10/4/15)
Forced Fumbles: 1 twice, last: at Cincinnati (10/7/12)
Fumble Recoveries: 1 three times, last: at Chi. (10/19/14)

SEASON HIGHS

Tackles: 10 at Seattle (9/11/16)
Sacks: –
Interceptions: –
Passes Defensed: –
Forced Fumbles: –
Fumble Recoveries: –





8 // QB

MATT MOORE

HT: 6-3 // WT: 225 // BORN: 8/9/84
 COLLEGE: OREGON STATE '07 // ACQUIRED: UFA, 2011 (CAR.)
 NFL: 10TH SEASON // DOLPHINS: SIXTH SEASON

- KEY TRANSACTIONS
- Signed by the Dolphins as an unrestricted free agent from Carolina on 7/29/11
 - Signed as an undrafted college free agent by Dallas on 5/14/07

2016 - Did not play at **New England (9/18)** ... Did not play at **Seattle (9/11)**.

MATT MOORE'S NFL REGULAR SEASON PASSING STATISTICS

YEAR	TEAM	GP	GS	ATT	CMP	PCT	YDS		TD	INT	LG	SK	YDS LST	RATE
							YDS	ATT						
2007	Carolina	9	3	111	63	56.8	730	6.6	3	5	57	6	40	67.0
2008	Carolina	INACTIVE												
2009	Carolina	7	5	138	85	61.6	1,053	7.6	8	2	66	9	78	98.5
2010	Carolina	6	5	143	79	55.2	857	6.0	5	10	39	13	90	55.6
2011	Miami	13	12	347	210	60.5	2,497	7.2	16	9	65t	36	229	87.1
2012	Miami	2	0	19	11	57.9	131	6.9	1	0	37	2	9	96.6
2013	Miami	1	0	6	2	33.3	53	8.8	0	2	50	0	0	27.1
2014	Miami	2	0	4	2	50.0	21	5.3	0	0	14	0	0	65.6
2015	Miami	1	0	1	1	100.0	14	14.0	0	0	14	0	0	118.8
2016	Miami	0	0	0	0	0.0	0	0.0	0	0	0	0	0	0.0
NFL TOTALS		41	25	769	453	58.9	5,356	7.0	33	28	66	66	446	79.3

Career Regular Season Record As A Starter: (Carolina) 2-1 in 2007, 4-1 in 2009, 1-4 in 2010; (Miami) 6-6 in 2011 for total of 13-12.

MATT MOORE'S NFL REGULAR SEASON RUSHING STATISTICS

YEAR	TEAM	NO	YDS	AVG	LG	TD
2007	Carolina	3	5	1.7	5	0
2008	Carolina	INACTIVE				
2009	Carolina	12	-3	-0.3	5	0
2010	Carolina	5	25	5.0	8	0
2011	Miami	32	65	2.0	16	2
2012	Miami	5	-3	-0.6	1	0
2013	Miami	0	0	0.0	0	0
2014	Miami	2	-2	-1.0	-1	0
2015	Miami	3	-2	-0.7	0	0
2016	Miami	0	0	0.0	0	0
NFL TOTALS		62	85	1.4	16	2

2016 GAME-BY-GAME STATISTICS

DATE	OPPONENT	P/S	PASSING								RUSHING				W/L	SCORE
			ATT	CMP	YDS	PCT	TD	INT	LG	SK/YDS	ATT	YDS	LG	TD		
9/11	at Seattle	0/0	DID NOT PLAY													
9/18	at New England	0/0	DID NOT PLAY													
2016 TOTALS																



SINGLE-GAME HIGHS

	CAREER HIGHS		SEASON HIGHS
Pass Attempts:	41	vs. San Francisco (10/24/10)	–
Pass Completions:	28	vs. San Francisco (10/24/10)	–
Yards Passing:	308	vs. San Francisco (10/24/10)	–
TD Passes:	3	five times, last: at NE (12/24/11)	–
Longest Pass:	66	vs. Tampa Bay (12/6/09)	–
Completion Pct. (Min. 10 att.)	75.0	at N.Y. Giants (12/27/09)	–
Passer Rating:	147.5	at Kansas City (11/6/11)	–
Rush Attempts:	5	three times, last: vs. Oak. (12/4/11)	–
Rushing Yards:	31	at N.Y. Giants (10/30/11)	–
Long Run:	16	at N.Y. Giants (10/30/11)	–
Rushing TDs:	1	twice, last: vs. Oakland (12/4/11)	–





11 // WR

DeVANTE PARKER

HT: 6-3 // WT: 212 // BORN: 1/20/93
 COLLEGE: LOUISVILLE '15 // ACQUIRED: D1, 2015
 NFL: SECOND SEASON // DOLPHINS: SECOND SEASON

KEY TRANSACTIONS

- Originally a first-round draft selection (14th overall) of the Dolphins in the 2015 NFL Draft

2016 - Made his 2016 debut for the Dolphins at **New England (9/18)** ... Recorded a career-high eight receptions and matched his career high with 106 yards (13.3 avg.) ... Hauled in a 28-yard catch in the third quarter ... Marked his second-consecutive 100-yard receiving game dating back to 2015 ... All eight receptions came in the second half ... Inactive due to injury at **Seattle (9/11)**.

DeVANTE PARKER'S NFL REGULAR SEASON STATISTICS

YEAR	TEAM	GP	GS	RECEIVING					RUSHING				
				NO	YDS	AVG	LG	TD	ATT	YDS	AVG	LG	TD
2015	Miami	14	4	26	494	19.0	49	3	0	0	0.0	0	0
2016	Miami	1	1	8	106	13.3	28	0	0	0	0.0	0	0
NFL TOTALS		15	5	34	600	17.6	49	3	0	0	0.0	0	0

2016 GAME-BY-GAME STATISTICS


DATE	OPPONENT	P/S	RECEIVING					RUSHING					W/L	SCORE
			NO	YDS	AVG	LG	TD	ATT	YDS	AVG	LG	TD		
9/11	at Seattle	0/0	INACTIVE											
9/18	at New England	1/1	8	106	13.3	28	0	0	0	0.0	0	0	L	24-31
2016 TOTALS		1/1	8	106	13.3	28	0	0	0	0.0	0	0		

SINGLE-GAME HIGHS

	CAREER HIGHS
Receptions:	8 at New England (9/18/16)
Receiving Yards:	106 twice, last: at New England (9/18/16)
Longest Reception:	49 vs. Indianapolis (12/27/15)
TD Receptions:	1 three times, last: vs. NE (1/3/16)
Rushes:	–
Rushing Yards:	–
Longest Rush:	–

	SEASON HIGHS
Receptions:	8 at New England (9/18/16)
Receiving Yards:	106 at New England (9/18/16)
Longest Reception:	28 at New England (9/18/16)
TD Receptions:	–
Rushes:	–
Rushing Yards:	–
Longest Rush:	–





42 // LB

**SPENCER
PAYSINGER**

HT: 6-2 // WT: 249 // BORN: 6/28/88
 COLLEGE: OREGON '11 // ACQUIRED: UFA, 2015 (NYG)
 NFL: SIXTH SEASON // DOLPHINS: SECOND SEASON

- KEY TRANSACTIONS**
- Signed by the Dolphins as an unrestricted free agent on 4/2/15
 - Originally signed as an undrafted college free agent by N.Y. Giants on 7/28/11

2016 - Recorded one assisted special teams tackle at **New England (9/18)** ...
 Recorded one special teams tackle at **Seattle (9/11)**.

SPENCER PAYSINGER'S NFL REGULAR SEASON STATISTICS

YEAR	TEAM	GP	GS	TACKLES					INTERCEPTIONS					FUMBLES			
				TOT	SOLO	ASST	SK	YDS	NO	YDS	LG	TD	PD	FF	FR	YDS	
2011	N.Y. Giants	15	0	5	5	0	0.0	0.0	0	0	0	0	0	0	0	1	0
2012	N.Y. Giants	16	3	19	11	8	0.0	0.0	0	0	0	0	0	0	1	1	0
2013	N.Y. Giants	16	10	66	58	8	1.0	0.0	0	0	0	0	1	0	1	0	
2014	N.Y. Giants	15	1	5	4	1	0.0	0.0	0	0	0	0	0	0	0	0	
2015	Miami	14	0	10	8	2	0.0	0.0	0	0	0	0	0	0	0	0	
2016	Miami	2	0	0	0	0	0.0	0.0	0	0	0	0	0	0	0	0	
NFL TOTALS		78	14	105	86	19	1.0	0.0	0	0	0	0	1	1	3	0	

2016 GAME-BY-GAME STATISTICS

DATE	OPPONENT	P/S	TCK	SOLO	AST	SK	YDS	INT	YDS	PD	FF	FR
9/11	at Seattle	1/0	0	0	0	0.0	0.0	0	0	0	0	0
9/18	at New England	1/0	0	0	0	0.0	0.0	0	0	0	0	0
2016 TOTALS		2/0	0	0	0	0.0	0.0	0	0	0	0	0

SINGLE-GAME HIGHS

CAREER HIGHS

Tackles: 9 vs. Philadelphia (10/6/13)
Sacks: 1 at Kansas City (9/29/13)
Interceptions: –
Passes Defensed: 1 vs. Philadelphia (10/6/13)
Forced Fumbles: 1 at Carolina (9/20/12)
Fumble Recoveries: 1 three times, last: at KC (9/29/13)

SEASON HIGHS

Tackles: –
Sacks: –
Interceptions: –
Passes Defensed: –
Forced Fumbles: –
Fumble Recoveries: –





22 // RB

**ISAIAH
PEARD**

HT: 5-10 // WT: 206 // BORN: 12/14/89
 COLLEGE: CINCINNATI '12 // ACQUIRED: FA, 2016
 NFL: FOURTH SEASON // DOLPHINS: FIRST SEASON

- KEY TRANSACTIONS**
- Signed by the Dolphins as a free agent on 4/1/16
 - Originally a second-round draft selection (50th overall) of the Rams in the 2012 NFL Draft

2016 - Inactive at **New England (9/18)** ... Inactive at **Seattle (9/11)**.

ISAIAH PEARD'S NFL REGULAR SEASON STATISTICS

YEAR	TEAM	GP	GS	RUSHING					RECEIVING				
				ATT	YDS	AVG	LG	TD	NO	YDS	AVG	LG	TD
2012	St. Louis	15	1	10	54	5.4	19	0	3	16	5.3	9	0
2013	St. Louis	10	0	7	21	3.0	11	0	11	78	7.1	14	0
2014	St. Louis	INJURED RESERVE											
2015	St. Louis	2	0	2	3	1.5	4	0	0	0	0	0	0
2016	Miami	0	0	0	0	0.0	0	0	0	0	0	0	0
NFL TOTALS		27	1	19	78	4.9	19	0	14	94	6.7	14	0


2016 GAME-BY-GAME STATISTICS

DATE	OPPONENT	P/S	RUSHING					RECEIVING					W/L	SCORE	
			ATT	YDS	AVG	LG	TD	NO	YDS	AVG	LG	TD			
9/11	at Seattle	0/0	INACTIVE												
9/18	at New England	0/0	INACTIVE												
2016 TOTALS															

SINGLE-GAME HIGHS

	CAREER HIGHS		SEASON HIGHS
Rushes:	6 at Dallas (9/22/13)	Rushes:	–
Rushing Yards:	32 vs. New England (10/28/12)	Rushing Yards:	–
Longest Run:	19 vs. New England (10/28/12)	Longest Run:	–
TD Runs:	–	TD Runs:	–
Receptions:	7 at Dallas (9/22/13)	Receptions:	–
Receiving Yards:	43 at Dallas (9/22/13)	Receiving Yards:	–
Longest Reception:	14 at Dallas (9/22/13)	Longest Reception:	–
TD Receptions:	–	TD Receptions:	–





97 // DT

**JORDAN
PHILLIPS**

HT: 6-6 // WT: 335 // BORN: 10/15/92
 COLLEGE: OKLAHOMA '15 // ACQUIRED: D2, 2015
 NFL: SECOND SEASON // DOLPHINS: SECOND SEASON

KEY TRANSACTIONS

- Originally a second-round selection (52nd overall) of the Dolphins in the 2015 NFL Draft

2016 - Totaled two assisted tackles at **New England (9/18)** ... Recorded four assisted tackles, 0.5 sacks and one QBH in the season opener at **Seattle (9/11)** ... Pushed Seattle's left guard into QB Russell Wilson, causing a fumble recovered by the Dolphins.

JORDAN PHILLIPS' NFL REGULAR SEASON STATISTICS

YEAR	TEAM	GP	GS	TACKLES					INTERCEPTIONS					FUMBLES		
				TOT	SOLO	ASST	SK	YDS	NO	YDS	LG	TD	PD	FF	FR	YDS
2015	Miami	15	4	19	14	5	2.0	14.0	0	0	0	0	4	0	0	0
2016	Miami	2	2	6	0	6	0.5	0.0	0	0	0	0	0	0	0	0
NFL TOTALS		17	6	25	14	11	2.5	14.0	0	0	0	0	4	0	0	0

2016 GAME-BY-GAME STATISTICS

DATE	OPPONENT	P/S	TCK	SOLO	AST	SK	YDS	INT	YDS	PD	FF	FR
9/11	at Seattle	1/1	4	0	4	0.5	0.0	0	0	0	0	0
9/18	at New England	1/1	2	0	2	0.0	0.0	0	0	0	0	0
2016 TOTALS		2/2	6	0	6	0.5	0.0	0	0	0	0	0

SINGLE-GAME HIGHS

CAREER HIGHS

Tackles: 4 twice, last: at Seattle (9/11/16)
Sacks: 1 twice, last: at Buffalo (11/8/15)
Interceptions: –
Passes Defensed: 2 vs. Dallas (11/22/15)
Forced Fumbles: –
Fumble Recoveries: –

SEASON HIGHS

Tackles: 4 at Seattle (9/11/16)
Sacks: 0.5 at Seattle (9/11/16)
Interceptions: –
Passes Defensed: –
Forced Fumbles: –
Fumble Recoveries: –



51 // C

MIKE
POUNCEY

HT: 6-5 // WT: 299 // BORN: 7/24/89
COLLEGE: FLORIDA '11 // ACQUIRED: D1, 2011
NFL: SIXTH SEASON // DOLPHINS: SIXTH SEASON

KEY TRANSACTIONS

- Originally a first-round draft selection (15th overall) of the Dolphins in the 2011 NFL Draft


2016 - Inactive due to injury at **New England (9/18)** ... Inactive due to injury at **Seattle (9/11)** ... Elected as a season-long team captain by his teammates.

MIKE POUNCEY'S NFL REGULAR SEASON STATISTICS

GAMES/STARTS: 2011: 16/16, 2012: 16/16, 2013: 14/14, 2014: 12/12, 2015: 14/14, 2016: 0/0

NFL TOTALS: 72/72





80 // TE

**DION
SIMS**

HT: 6-4 // WT: 271 // BORN: 2/18/91
 COLLEGE: MICHIGAN STATE '13 // ACQUIRED: D4B, 2013
 NFL: FOURTH SEASON // DOLPHINS: FOURTH SEASON

KEY TRANSACTIONS

- Originally a fourth-round selection (106th overall) of the Dolphins in the 2013 NFL Draft

2016 - Recorded one catch for 21 yards at **New England (9/18)** ... Played, but did not record any statistics at **Seattle (9/11)**.

DION SIMS' NFL REGULAR SEASON STATISTICS

YEAR	TEAM	GP	GS	RECEIVING					RUSHING				
				NO	YDS	AVG	LG	TD	ATT	YDS	AVG	LG	TD
2013	Miami	15	5	6	32	5.3	8	1	0	0	0.0	0	0
2012	Miami	14	2	24	284	11.8	38	2	0	0	0.0	0	0
2015	Miami	13	4	18	127	7.1	22	1	0	0	0.0	0	0
2016	Miami	2	0	1	21	21.0	21	0	0	0	0.0	0	0
NFL TOTALS		44	11	49	464	9.5	38	4	0	0	0.0	0	0

2016 GAME-BY-GAME STATISTICS

DATE	OPPONENT	P/S	RECEIVING					RUSHING					W/L	SCORE
			NO	YDS	AVG	LG	TD	ATT	YDS	AVG	LG	TD		
9/11	at Seattle	1/0	0	0	0.0	0	0	0	0	0.0	0	0	L	10-12
9/18	at New England	1/0	1	21	21.0	21	0	0	0	0.0	0	0	L	24-31
2016 TOTALS		2/0	1	21	21.0	21	0	0	0	0.0	0	0		

SINGLE-GAME HIGHS

CAREER HIGHS

Receptions: 4 three times, last: at Tenn. (10/18/15)
Receiving Yards: 58 at N.Y. Jets (12/1/14)
Longest Reception: 38 at Jacksonville (10/26/14)
TD Receptions: 1 four times, last: at Tenn. (10/18/15)

SEASON HIGHS

Receptions: 1 at New England (9/18/16)
Receiving Yards: 21 at New England (9/18/16)
Longest Reception: 21 at New England (9/18/16)
TD Receptions: -



65 // C/G

ANTHONY
STEEN

HT: 6-3 // WT: 313 // BORN: 5/9/90
COLLEGE: ALABAMA '14 // ACQUIRED: FA, 2016
NFL: FIRST SEASON // DOLPHINS: FIRST SEASON

KEY TRANSACTIONS

- Signed by the Dolphins as a free agent on 1/5/16
- Originally signed as an undrafted college free agent by Arizona on 5/12/14

2016 - Started at **New England (9/18)** ... Helped QB Ryan Tannehill compete 32-of-45 passes for 389 yards and two touchdowns ... O-line did not allow a sack in the game... Also blocked for the Dolphins run game, which totaled 16 attempts for 70 yards (4.4 avg.) and one touchdown ... Appeared in first NFL game and started at **Seattle (9/11)** ... Protected QB Ryan Tannehill who completed 16-of-29 for 186 yards and a 74.8 QB rating.

ANTHONY STEEN'S NFL REGULAR SEASON STATISTICS

GAMES/STARTS: 2016: 2/2

NFL TOTALS: 2/2





10 // WR

KENNY STILLS

HT: 6-0 // WT: 195 // BORN: 4/22/92
COLLEGE: OKLAHOMA '13 // ACQUIRED: T, 2015 (NO)
NFL: FOURTH SEASON // DOLPHINS: SECOND SEASON

- KEY TRANSACTIONS**
- Acquired by the Dolphins in a trade (NO) on 3/13/15
 - Originally a fifth-round selection (144th overall) of New Orleans in the 2013 NFL Draft

2016 - Hauled in two receptions for 39 yards (19.5 avg) and one touchdown at **New England (9/18)** ... His 24-yard touchdown reception came in the third quarter ... Recorded one catch for 16 yards (16.0 avg.) at **Seattle (9/11)**.

KENNY STILLS' NFL REGULAR SEASON STATISTICS

YEAR	TEAM	GP	GS	RECEIVING					RUSHING				
				NO	YDS	AVG	LG	TD	ATT	YDS	AVG	LG	TD
2013	New Orleans	16	10	32	641	20.0	76t	5	3	10	3.3	4	0
2014	New Orleans	15	6	63	931	14.8	69t	3	1	-2	-2.0	-2	0
2015	Miami	16	8	27	440	16.3	47t	3	0	0	0.0	0	0
2016	Miami	2	2	3	55	18.3	24t	1	0	0	0.0	0	0
NFL TOTALS		49	26	125	2,067	16.5	76t	12	4	8	2.0	4	0

2016 GAME-BY-GAME STATISTICS

DATE	OPPONENT	P/S	RECEIVING					RUSHING					W/L	SCORE
			NO	YDS	AVG	LG	TD	ATT	YDS	AVG	LG	TD		
9/11	at Seattle	1/1	1	16	16.0	16	0	0	0	0.0	0	0	L	10-12
9/18	at New England	1/1	2	39	19.5	24t	1	0	0	0.0	0	0	L	24-31
2016 TOTALS		2/2	3	55	18.3	24t	1	0	0	0.0	0	0		

SINGLE-GAME HIGHS


CAREER HIGHS

Receptions: 8 vs. Baltimore (11/24/14)
Receiving Yards: 162 at Pittsburgh (11/30/14)
Longest Reception: 76t vs. Tampa Bay (12/29/13)
TD Receptions: 2 vs. Buffalo (10/27/13)
Rushes: 1 four times, last: vs. Bal. (11/24/14)
Rushing Yards: 4 vs. Buffalo (10/27/13)
Longest Rush: 4 vs. Buffalo (10/27/13)

SEASON HIGHS

Receptions: 2 at New England (9/18/16)
Receiving Yards: 39 at New England (9/18/16)
Longest Reception: 24t at New England (9/18/16)
TD Receptions: 1 at New England (9/18/16)
Rushes: -
Rushing Yards: -
Longest Rush: -





93 // DT

**NDAMUKONG
SUH**

HT: 6-4 // WT: 305 // BORN: 1/6/87
 COLLEGE: NEBRASKA '09 // ACQUIRED: UFA, 2015 (DET.)
 NFL: SEVENTH SEASON // DOLPHINS: SECOND SEASON

- KEY TRANSACTIONS**
- Signed by the Dolphins as an unrestricted free agent on 3/11/15
 - Originally a first-round selection (second overall) by Detroit in the 2010 NFL Draft

2016 - Led the team with 12 tackles (four solo) at **New England (9/18)** ... His 12 tackles on the day were a career high ... Recorded four tackles (two solo), one sack, one tackle for loss, three QBHs and one pass defended at **Seattle (9/11)** ... Sacked QB Russell Wilson for a 13-yard loss in the third quarter ... Reached 300 career total tackles.

NDAMUKONG SUH'S NFL REGULAR SEASON STATISTICS																
YEAR	TEAM	GP	GS	TACKLES					INTERCEPTIONS					FUMBLES		
				TOT	SOLO	ASST	SK	YDS	NO	YDS	LG	TD	PD	FF	FR	YDS
2010	Detroit	16	16	66	49	17	10.0	47.5	1	20	20	0	3	1	1	17
2011	Detroit	14	14	36	26	10	4.0	31.0	0	0	0	0	1	0	0	0
2012	Detroit	16	16	34	24	10	8.0	67.0	0	0	0	0	2	0	0	0
2013	Detroit	16	16	49	36	13	5.5	43.5	0	0	0	0	6	1	0	0
2014	Detroit	16	16	53	44	9	8.5	54.5	0	0	0	0	3	0	0	0
2015	Miami	16	16	61	39	22	6.0	41.0	0	0	0	0	5	0	0	0
2016	Miami	2	2	16	6	10	1.0	13.0	0	0	0	0	1	0	0	0
NFL TOTALS		96	96	315	224	91	43.0	297.5	1	20	20	0	21	2	1	17

2016 GAME-BY-GAME STATISTICS

DATE	OPPONENT	P/S	TCK	SOLO	AST	SK	YDS	INT	YDS	PD	FF	FR
9/11	at Seattle	1/1	4	2	2	1.0	13.0	0	0	1	0	0
9/18	at New England	1/1	12	4	8	0.0	0.0	0	0	0	0	0
2016 TOTALS		2/2	16	6	10	1.0	13.0	0	0	1	0	0

SINGLE-GAME HIGHS


CAREER HIGHS

Tackles: 12 at New England (9/18/16)
Sacks: 2 five times, last: vs. Hou. (10/25/15)
Interceptions: 1 vs. St. Louis (10/10/10)
Passes Defended: 2 three times, last: vs. Hou. (10/25/15)
Forced Fumbles: 1 twice, last: vs. Chicago (9/29/13)
Fumble Recoveries: 1 vs. Washington (10/31/10)

SEASON HIGHS

Tackles: 12 at New England (9/18/16)
Sacks: 1 at Seattle (9/11/16)
Interceptions: –
Passes Defended: 1 at Seattle (9/11/16)
Forced Fumbles: –
Fumble Recoveries: –





17 // QB

RYAN TANNEHILL

HT: 6-4 // WT: 216 // BORN: 7/27/88
COLLEGE: TEXAS A&M '12 // ACQUIRED: D1, 2012
NFL: FIFTH SEASON // DOLPHINS: FIFTH SEASON

KEY TRANSACTIONS

- Originally a first-round draft selection (eighth overall) of the Dolphins in the 2012 NFL draft.

2016 - Completed 32-of-45 passes (71.1 pct.) for 389 yards and two touchdowns at **New England (9/18)** ... Posted a 93.7 QB rating ... His 389 passing yards and 32 completions both rank No. 3 in his career ... Also rushed six times for 35 yards (5.8 avg.) ... Went 22-of-27 (81.5 pct) for 273 yards and two touchdowns in the second half ... The 273 second-half passing yards were the most of his career in a single half and tied for the sixth-most in franchise history ... Completed 16-of-29 passes for 186 yards (55.2 pct.) and a 74.8 QB rating at **Seattle (9/11)** ... Also rushed five times for 17 yards (3.4 avg.) and one touchdown ... Scored a 2-yard touchdown run in the fourth quarter with 4:08 remaining in the game ... Completed 4-of-5 passes (80.0 pct.) for 82 yards on a go-ahead drive in the

RYAN TANNEHILL'S NFL REGULAR SEASON PASSING STATISTICS

YEAR	TEAM	GP	GS	ATT	CMP	PCT	YDS	YDS ATT	TD	INT	LG	SK	YDS LST	RATE
2012	Miami	16	16	484	282	58.3	3,294	6.8	12	13	80t	35	234	76.1
2013	Miami	16	16	588	355	60.4	3,913	6.7	24	17	67	58	399	81.7
2014	Miami	16	16	590	392	66.4	4,045	6.9	27	12	50	46	337	92.8
2015	Miami	16	16	586	363	61.9	4,208	7.2	24	12	54t	45	420	88.7
2016	Miami	2	2	74	48	64.9	575	7.8	2	2	50	5	36	86.3
NFL TOTALS		66	66	2,322	1,440	62.0	16,035	6.9	89	56	80t	189	1,426	85.3

Career Regular Season Record As A Starter: 7-9 in 2012; 8-8 in 2013; 8-8 in 2014; 6-10 in 2015; 0-2 in 2016 for a total of 29-37.

RYAN TANNEHILL'S NFL REGULAR SEASON RUSHING STATISTICS

YEAR	TEAM	NO	YDS	AVG	LG	TD
2012	Miami	49	211	4.3	31	2
2013	Miami	40	238	6.0	48	1
2014	Miami	56	311	5.6	40	1
2015	Miami	32	141	4.4	28	1
2016	Miami	11	52	4.7	17	1
NFL TOTALS		188	953	5.1	48	6

2016 GAME-BY-GAME STATISTICS

DATE	OPPONENT	P/S	PASSING							RUSHING				W/L	SCORE	
			ATT	CMP	YDS	PCT	TD	INT	LG	SK/YDS	ATT	YDS	LG			TD
9/11	at Seattle	1/1	29	16	186	55.2	0	0	50	5/36	5	17	11	1	L	10-12
9/18	at New England	1/1	45	32	389	71.1	2	2	33	0/0	6	35	17	0		
2016 TOTALS		2/2	74	48	575	64.9	2	2	50	5/36	11	52	17	1		


SINGLE-GAME HIGHS

CAREER HIGHS

Pass Attempts:	58	at N.Y. Jets (11/29/15)
Pass Completions:	35	vs. Minnesota (12/21/14)
Yards Passing:	431	at Arizona (9/30/12)
TD Passes:	4	twice, last: vs. Houston (10/25/15)
Longest Pass:	80t	at Arizona (9/30/12)
Completion Pct. (Min. 10 att.)	94.7	vs. Houston (10/25/15)
Passer Rating:	158.3	vs. Houston (10/25/15)
Rush Attempts:	8	vs. Jacksonville (12/16/12)
Rushing Yards:	56	at Pittsburgh (12/8/13)
Long Run:	48	at Pittsburgh (12/8/13)
Rushing TDs:	1	six times, last: at Seattle (9/11/16)

SEASON HIGHS

Pass Attempts:	45	at New England (9/18/16)
Pass Completions:	32	at New England (9/18/16)
Yards Passing:	389	at New England (9/18/16)
TD Passes:	2	at New England (9/18/16)
Longest Pass:	50	at Seattle (9/11/16)
Completion Pct. (Min. 10 att.)	71.1	at New England (9/18/16)
Passer Rating:	93.7	at New England (9/18/16)
Rush Attempts:	6	at New England (9/18/16)
Rushing Yards:	35	at New England (9/18/16)
Long Run:	17	at New England (9/18/16)
Rushing TDs:	1	at Seattle (9/11/16)



63 // G
DALLAS THOMAS

HT: 6-5 // WT: 316 // BORN: 10/30/89
COLLEGE: TENNESSEE '13 // ACQUIRED: D3A, 2013
NFL: FOURTH SEASON // DOLPHINS: FOURTH SEASON

KEY TRANSACTIONS

- Originally a third-round selection (77th overall) of the Dolphins in the 2013 NFL Draft

2016 - Inactive at **New England (9/18)** ... Inactive at **Seattle (9/11)**.

DALLAS THOMAS' NFL REGULAR SEASON STATISTICS

GAMES/STARTS: 2013: 6/0, 2014: 14/9, 2015: 16/6, 2016: 0/0 **NFL TOTALS: 36/25**





31 // S

MICHAEL THOMAS

HT: 5-11 // WT: 193 // BORN: 3/17/90
 COLLEGE: STANFORD '12 // ACQUIRED: FA, 2013
 NFL: FOURTH SEASON // DOLPHINS: FOURTH SEASON

- KEY TRANSACTIONS**
- Signed by the Dolphins off San Francisco's practice squad on 12/10/13
 - Signed by San Francisco as an undrafted college free agent on 5/4/12

2016 - Registered three tackles (two solo), one sack and a forced fumble at **New England (9/18/16)** ... Sacked QB Jacoby Brissett for a loss of 8 yards and a forced fumble in the fourth quarter ... The forced fumble and sack were both the first of his career ... Recorded one assisted tackle at **Seattle (9/11)** ... Also registered one special teams tackle ... Serves as a season-long captain for the Dolphins.

MICHAEL THOMAS' NFL REGULAR SEASON STATISTICS


YEAR	TEAM	GP	GS	TACKLES					INTERCEPTIONS					FUMBLES		
				TOT	SOLO	ASST	SK	YDS	NO	YDS	LG	TD	PD	FF	FR	YDS
2012	San Francisco			PRACTICE SQUAD												
2013	Miami	3	0	2	2	0	0.0	0.0	1	0	0	0	2	0	0	0
2014	Miami	8	2	8	6	2	0.0	0.0	0	0	0	0	0	0	0	0
2015	Miami	16	13	71	56	15	0.0	0.0	0	0	0	0	2	0	0	0
2016	Miami	2	1	4	2	2	1.0	14.0	0	0	0	0	0	1	0	0
NFL TOTALS		29	16	85	66	19	1.0	14.0	1	0	0	0	4	1	0	0

2016 GAME-BY-GAME STATISTICS

DATE	OPPONENT	P/S	TCK	SOLO	AST	SK	YDS	INT	YDS	PD	FF	FR
9/11	at Seattle	1/1	1	0	1	0.0	0.0	0	0	0	0	0
9/18	at New England	1/0	3	2	1	1.0	14.0	0	0	0	1	0
2016 TOTALS		2/1	4	2	2	1.0	14.0	0	0	0	1	0

SINGLE-GAME HIGHS

	CAREER HIGHS		SEASON HIGHS
Tackles:	11 at San Diego (12/20/15)	Tackles:	3 at New England (9/18/16)
Sacks:	1 at New England (9/18/16)	Sacks:	1 at New England (9/18/16)
Interceptions:	1 vs. New England (12/15/13)	Interceptions:	–
Passes Defensed:	2 vs. New England (12/15/13)	Passes Defensed:	–
Forced Fumbles:	1 at New England (9/18/16)	Forced Fumbles:	1 at New England (9/18/16)
Fumble Recoveries:	–	Fumble Recoveries:	–



67 // G/T

LAREMY
TUNSIL

HT: 6-5 // WT: 316 // BORN: 8/2/94
COLLEGE: MISSISSIPPI '16 // ACQUIRED: D1, 13
NFL: ROOKIE SEASON // DOLPHINS: ROOKIE SEASON

KEY TRANSACTIONS


- Originally a first-round draft selection (13th overall) of the Dolphins in the 2016 NFL Draft

2016 - Started at **New England (9/18)** ... Protected QB Ryan Tannehill, who completed 32-of-45 passes for 389 yards and two touchdowns ... O-line did not allow a sack in the game... Also blocked for the Dolphins run game, which totaled 16 attempts for 70 yards (4.4 avg.) and one touchdown ... Made NFL and Dolphins debut as a starter at **Seattle (9/11)** ... Played left guard and protected QB Ryan Tannehill who completed 16-of-29 passes for 186 yards.

LAREMY TUNSIL'S NFL REGULAR SEASON STATISTICS

GAMES/STARTS: 2016: 2/2

NFL TOTALS: 2/2



77 // G
**BILLY
TURNER**

HT: 6-5 // WT: 310 // BORN: 10/17/91
COLLEGE: NORTH DAKOTA STATE '14 // ACQUIRED: D3, 2014
NFL: THIRD SEASON // DOLPHINS: THIRD SEASON

KEY TRANSACTIONS

- Originally a third-round selection (67th overall) of the Dolphins in the 2014 NFL Draft

2016 - Saw action on special teams at **New England (9/18)** ... Played at **Seattle (9/11)**, appearing on special teams.

BILLY TURNER'S NFL REGULAR SEASON STATISTICS

GAMES/STARTS: 2014: 2/0, 2015: 13/12, 2016: 2/0

NFL TOTALS: 17/12



60 // C/G

KRAIG
URBIK

HT: 6-5 // WT: 334 // BORN: 9/23/85
COLLEGE: WISCONSIN '09 // ACQUIRED: FA, 2016
NFL: EIGHTH SEASON // DOLPHINS: EIGHTH SEASON

KEY TRANSACTIONS


- Signed by the Dolphins as a free agent on 3/22/16
- Originally a third-round selection (79th overall) of the Steelers in the 2009 NFL Draft

2016 - Played on special teams at **New England (9/18)** ... Played at **Seattle (9/11)**, appearing on special teams.

KRAIG URBIK'S NFL REGULAR SEASON STATISTICS

GAMES/STARTS: (Buffalo) 2010: 10/2, 2011: 13/13, 2012: 13/13, 2013: 16/16, 2014: 16/9, 2015: 16/4, (Miami) 2016: 2/0 **NFL TOTALS: 86/57**





91 // DE

CAMERON WAKE

HT: 6-3 // WT: 263 // BORN: 1/30/82
 COLLEGE: PENN STATE '05 // ACQUIRED: FA, 2009
 NFL: EIGHTH SEASON // DOLPHINS: EIGHTH SEASON

KEY TRANSACTIONS

- Signed as a free agent by the Dolphins on 1/19/09
- Originally signed with the Giants as an undrafted college free agent on 5/6/05

2016 - Played at **New England (9/18)** ... Recorded one QBH at **Seattle (9/11)** ... Elected by teammates to serve as a season-long team captain.

CAMERON WAKE'S NFL REGULAR SEASON STATISTICS

YEAR	TEAM	GP	GS	TACKLES					INTERCEPTIONS					FUMBLES		
				TOT	SOLO	ASST	SK	YDS	NO	YDS	LG	TD	PD	FF	FR	YDS
2009	Miami	14	1	11	10	1	5.5	28.5	0	0	0	0	1	1	0	0
2010	Miami	16	16	57	48	9	14.0	89.5	0	0	0	0	4	3	0	0
2011	Miami	16	14	42	37	5	8.5	47.5	0	0	0	0	2	0	0	0
2012	Miami	16	16	53	38	15	15.0	92.0	0	0	0	0	1	3	0	0
2013	Miami	15	15	37	29	8	8.5	56.0	0	0	0	0	0	2	1	0
2014	Miami	16	16	38	32	6	11.5	59.5	0	0	0	0	3	3	1	0
2015	Miami	7	7	9	7	2	7.0	39.0	0	0	0	0	1	4	0	0
2016	Miami	2	0	0	0	0	0.0	0.0	0	0	0	0	0	0	0	0
NFL TOTALS		102	85	247	201	46	70.0	412.0	0	0	0	0	12	16	2	0

2016 GAME-BY-GAME STATISTICS

DATE	OPPONENT	P/S	TCK	SOLO	AST	SK	YDS	INT	YDS	PD	FF	FR
9/11	at Seattle	1/0	0	0	0	0.0	0	0	0	0	0	0
9/18	at New England	1/0	0	0	0	0.0	0	0	0	0	0	0
2016 TOTALS		2/0	0	0	0	0.0	0	0	0	0	0	0

SINGLE-GAME HIGHS

	CAREER HIGHS
Tackles:	8 at Baltimore (11/7/10)
Sacks:	4.5 at Arizona (9/30/12)
Interceptions:	–
Passes Defensed:	2 at Buffalo (9/12/10)
Forced Fumbles:	2 three times, last: vs. Hou. (10/25/15)
Fumble Recoveries:	1 twice, last: at Chicago (10/19/14)

	SEASON HIGHS
Tackles:	–
Sacks:	–
Interceptions:	–
Passes Defensed:	–
Forced Fumbles:	–
Fumble Recoveries:	–





73 // DE

JULIUS WARMLESLEY

HT: 6-2 // WT: 294 // BORN: 5/15/90
 COLLEGE: TULANE '14 // ACQUIRED: FA, 2016
 NFL: FIRST SEASON // DOLPHINS: FIRST SEASON

- KEY TRANSACTIONS**
- Signed by the Dolphins as a free agent on 1/5/16
 - Originally signed with Houston as an undrafted college free agent on 5/19/14

2016 - Totaled two tackles (one solo) at **New England (9/18)** ... Recorded two tackles (one solo) in first career game at **Seattle (9/11)**.

JULIUS WARMLESLEY'S NFL REGULAR SEASON STATISTICS

YEAR	TEAM	GP	GS	TACKLES					INTERCEPTIONS					FUMBLES			
				TOT	SOLO	ASST	SK	YDS	NO	YDS	LG	TD	PD	FF	FR	YDS	
2014	Seattle			PRACTICE SQUAD													
2015	Seattle/Miami			PRACTICE SQUAD													
2016	Miami	2	0	4	2	2	0.0	0.0	0	0	0	0	0	0	0	0	0
NFL TOTALS		2	0	4	2	2	0.0	0.0	0	0	0	0	0	0	0	0	0

2016 GAME-BY-GAME STATISTICS

DATE	OPPONENT	P/S	TCK	SOLO	AST	SK	YDS	INT	YDS	PD	FF	FR
9/11	at Seattle	1/0	2	1	1	0.0	0.0	0	0	0	0	0
9/18	at New England	1/0	2	1	1	0.0	0.0	0	0	0	0	0
2016 TOTALS		2/0	4	2	2	0.0	0.0	0	0	0	0	0

SINGLE-GAME HIGHS

CAREER HIGHS

Tackles: 2 twice, last: at NE (9/18/16)

Sacks: -

Interceptions: -

Passes Defensed: -

Forced Fumbles: -

Fumble Recoveries: -

SEASON HIGHS

Tackles: 2 twice, last: at NE (9/18/16)

Sacks: -

Interceptions: -

Passes Defensed: -

Forced Fumbles: -

Fumble Recoveries: -





26 // RB

DAMIEN WILLIAMS

HT: 5-11 // WT: 228 // BORN: 4/3/92
 COLLEGE: OKLAHOMA '14 // ACQUIRED: FA, 2014
 NFL: THIRD SEASON // DOLPHINS: THIRD SEASON

KEY TRANSACTIONS

- Originally signed by the Dolphins as an undrafted college free agent on 5/12/14

2016 - Inactive at **New England (9/18)** ... Rushed twice for 9 yards (4.5 avg.) at **Seattle (9/11)** ... Also recorded one catch for 29 yards and returned one kickoff for 17 yards.

DAMIEN WILLIAMS' NFL REGULAR SEASON STATISTICS

YEAR	TEAM	GP	GS	RUSHING					RECEIVING				
				ATT	YDS	AVG	LG	TD	NO	YDS	AVG	LG	TD
2014	Miami	16	0	36	122	3.4	19	0	21	187	8.9	32	1
2015	Miami	16	0	16	59	3.7	19	0	21	142	6.8	23	1
2016	Miami	1	0	2	9	4.5	5	0	1	29	29.0	29	0
NFL TOTALS		33	0	54	190	3.5	19	0	43	358	8.3	32	2

2016 GAME-BY-GAME STATISTICS

DATE	OPPONENT	P/S	RUSHING					RECEIVING					W/L	SCORE
			ATT	YDS	AVG	LG	TD	NO	YDS	AVG	LG	TD		
9/11	at Seattle	1/0	2	9	4.5	5	0	1	29	29.0	29	0	L	10-12
9/18	at New England	0/0	INACTIVE											
2016 TOTALS		1/0	2	9	4.5	5	0	1	29	29.0	29	0		

SINGLE-GAME HIGHS

CAREER HIGHS

Rushes: 11 vs. San Diego (11/2/14)
Rushing Yards: 34 at Detroit (11/9/14)
Longest Run: 19 twice, last: vs. Houston (10/25/15)
TD Runs: –
Receptions: 6 vs. Minnesota (12/21/14)
Receiving Yards: 50 vs. Minnesota (12/21/14)
Longest Reception: 32 vs. Buffalo (11/13/14)
TD Receptions: 1 twice, last: at Jacksonville (9/20/15)

SEASON HIGHS

Rushes: 2 at Seattle (9/11/16)
Rushing Yards: 9 at Seattle (9/11/16)
Longest Run: 5 at Seattle (9/11/16)
TD Runs: –
Receptions: 1 at Seattle (9/11/16)
Receiving Yards: 29 at Seattle (9/11/16)
Longest Reception: 29 at Seattle (9/11/16)
TD Receptions: –



94 // DE

MARIO WILLIAMS

HT: 6-6 // WT: 300 // BORN: 1/31/85
 COLLEGE: NORTH CAROLINA STATE '06 // ACQUIRED: FA, 2016
 NFL: 11TH SEASON // DOLPHINS: FIRST SEASON

- KEY TRANSACTIONS**
- Signed as a free agent by the Dolphins on 3/9/16
 - Originally a first-round draft selection (1st overall) of Houston in the 2006 NFL Draft

2016 - Registered one solo tackle at **New England (9/18)** ... Made Dolphins debut and started at **Seattle (9/11)** ... Recorded two tackles (one solo), one sack, one tackle for loss and one QBH ... Sacked QB Russell Wilson for a 5-yard loss in the first quarter.

MARIO WILLIAMS' NFL REGULAR SEASON STATISTICS

YEAR	TEAM	GP	GS	TACKLES					INTERCEPTIONS					FUMBLES		
				TOT	SOLO	ASST	SK	YDS	NO	YDS	LG	TD	PD	FF	FR	YDS
2006	Houston	16	16	47	35	12	4.5	20.5	0	0	0	0	4	1	1	0
2007	Houston	16	16	59	43	16	14.0	82.5	0	0	0	0	1	2	1	38
2008	Houston	16	16	53	44	9	12.0	82.0	0	0	0	0	0	4	0	0
2009	Houston	16	16	43	38	5	9.0	52.0	0	0	0	0	3	2	1	0
2010	Houston	13	13	28	22	6	8.5	54.5	0	0	0	0	2	1	0	0
2011	Houston	5	5	11	10	1	5.0	29.0	0	0	0	0	1	1	0	0
2012	Buffalo	16	16	46	37	9	10.5	51.0	0	0	0	0	4	2	2	0
2013	Buffalo	16	16	38	28	10	13.0	77.5	0	0	0	0	3	1	0	0
2014	Buffalo	16	16	42	36	6	14.5	74.5	0	0	0	0	2	2	0	0
2015	Buffalo	15	15	19	15	4	5.0	28.0	0	0	0	0	0	0	0	0
2016	Miami	2	2	3	2	1	1.0	5.0	0	0	0	0	0	0	0	0
NFL TOTALS		147	147	389	310	79	97.0	556.5	0	0	0	0	20	16	5	38

2016 GAME-BY-GAME STATISTICS

DATE	OPPONENT	P/S	TCK	SOLO	AST	SK	YDS	INT	YDS	PD	FF	FR
9/11	at Seattle	1/1	2	1	1	1.0	5.0	0	0	0	0	0
9/18	at New England	1/1	1	1	0	0.0	0.0	0	0	0	0	0
2016 TOTALS		2/2	3	2	1	1.0	5.0	0	0	0	0	0

SINGLE-GAME HIGHS

CAREER HIGHS

Tackles: 7 four times, last: at Houston (11/4/12)

Sacks: 4.5 vs. Carolina (9/15/13)

Interceptions: –

Passes Defensed: 2 at Washington (9/19/10)

Forced Fumbles: 1 16 times, last: vs. GB (12/14/14)

Fumble Recoveries: 1 five times, last: vs. Jax. (12/2/12)

SEASON HIGHS

Tackles: 2 at Seattle (9/11/16)

Sacks: 1 at Seattle (9/11/16)

Interceptions: –

Passes Defensed: –

Forced Fumbles: –

Fumble Recoveries: –





SUPPLEMENTAL STATS





2016 MIAMI DOLPHINS REGULAR SEASON STATISTICS

MIAMI DOLPHINS / WEEK 2 / THROUGH SUNDAY, SEPTEMBER 18, 2016

WON 0, LOST 2				RUSHING		No. Yds		Avg Long TD					
09/11	L 10-12	at Seattle	69,012	Tannehill	11	52	4.7	17	1				
09/18	L 24-31	at New England	66,829	Foster	16	47	2.9	9	0				
09/25		Cleveland		Ajayi	5	14	2.8	8	0				
09/29		at Cincinnati		Drake	2	12	6.0	7t	1				
10/09		Tennessee		D. Williams	2	9	4.5	5	0				
10/16		Pittsburgh		TEAM	36	134	3.7	17	2				
10/23		Buffalo		OPPONENTS	70	273	3.9	26	1				
11/06		New York Jets		RECEIVING		No. Yds		Avg Long TD					
11/13		at San Diego		Landry	17	196	11.5	33	0				
11/20		at Los Angeles		Parker	8	106	13.3	28	0				
11/27		San Francisco		Cameron	7	55	7.9	13	1				
12/04		at Baltimore		Ajayi	4	31	7.8	11	0				
12/11		Arizona		Foster	3	62	20.7	50	0				
12/17		at New York Jets		Stills	3	55	18.3	24t	1				
12/24		at Buffalo		Carroo	2	14	7.0	12	0				
01/01		New England		Drake	2	6	3.0	4	0				
		Miami	Opp.	D. Williams	1	29	29.0	29	0				
		34	50	Sims	1	21	21.0	21	0				
TOTAL FIRST DOWNS				TEAM	48	575	12.0	50	2				
Rushing		5	15	OPPONENTS	51	584	11.5	37	4				
Passing		26	31	INTERCEPTIONS		No. Yds		Avg Long TD					
Penalty		3	4	Abdul-Quddus	1	9	9.0	9	0				
3rd Down: Made/Att		8/24	12/30	TEAM	1	9	9.0	9	0				
3rd Down Pct.		33.3	40.0	OPPONENTS	2	13	6.5	13	0				
4th Down: Made/Att		0/2	2/3	PUNTING		No. Yds		Net TB In Lg B					
4th Down Pct.		0.0	66.7	Darr	11	526	47.8	39.4	1 3 57 0				
POSSESSION AVG.		24:21	35:39	TEAM	11	526	47.8	39.4	1 3 57 0				
TOTAL NET YARDS		673	817	OPPONENTS	10	381	38.1	34.9	0 4 50 0				
Avg. Per Game		336.5	408.5	PUNT RETURNS		Ret FC Yds		Avg Long TD					
Total Plays		115	154	Grant	3	0	16	5.3	7 0				
Avg. Per Play		5.9	5.3	Landry	1	3	16	16.0	16 0				
NET YARDS RUSHING		134	273	TEAM	4	3	32	8.0	16 0				
Avg. Per Game		67.0	136.5	OPPONENTS	6	4	73	12.2	22 0				
Total Rushes		36	70	KICKOFF RETURNS		No. Yds		Avg Long TD					
NET YARDS PASSING		539	544	Grant	2	67	33.5	45	0				
Avg. Per Game		269.5	272.0	Drake	1	15	15.0	15	0				
Sacked/Yards Lost		5/36	5/40	D. Williams	1	17	17.0	17	0				
Gross Yards		575	584	TEAM	4	99	24.8	45	0				
Att./Completions		74/48	79/51	OPPONENTS	1	18	18.0	18	0				
Completion Pct.		64.9	64.6	FIELD GOALS		1-19 20-29 30-39 40-49 50+							
Had Intercepted		2	1	Franks	0/0	1/2	0/0	1/1	0/0				
PUNTS/AVERAGE		11/47.8	10/38.1	TEAM	0/0	1/2	0/0	1/1	0/0				
NET PUNTING AVG.		11/39.4	10/34.9	OPPONENTS	0/0	0/0	3/4	0/0	0/0				
PENALTIES/YARDS		9/89	15/134	Franks: (41G,27B) (27G)									
FUMBLES/BALL LOST		5/2	4/2	OPP: (39G,38G) (34G,39N)									
TOUCHDOWNS		4	5										
Rushing		2	1										
Passing		2	4										
Returns		0	0										
SCORE BY PERIODS		Q1	Q2	Q3	Q4	OT	PTS						
TEAM		0	6	7	21	0	34						
OPPONENTS		17	13	7	6	0	43						
SCORING		TD-Ru-Pa-Rt	K-PAT	FG	S	PTS							
Franks		0 0 0 0	4/ 4	2/ 3	0	10							
Cameron		1 0 1 0			0	6							
Drake		1 1 0 0			0	6							
Stills		1 0 1 0			0	6							
Tannehill		1 1 0 0			0	6							
TEAM		4 2 2 0	4/ 4	2/ 3	0	34							
OPPONENTS		5 1 4 0	4/ 5	3/ 4	0	43							
2-Pt Conv: TM 0-0, OPP 0-0													
SACKS: J. Jones 1.5, Suh 1, M. Thomas 1, M. Williams 1, Phillips 0.5, TM 5, OPP 5													
FUM/LOST: Tannehill 2/0, Ajayi 1/1, Foster 1/0, Landry 1/1													
PASSING		Att	Cmp	Yds	Cmp%	Yds/Att	TD	TD%	Int	Int%	Long	Sack/Lost	Rating
Tannehill		74	48	575	64.9	7.77	2	2.7	2	2.7	50	5/ 36	86.3
TEAM		74	48	575	64.9	7.77	2	2.7	2	2.7	50	5/ 36	86.3
OPPONENTS		79	51	584	64.6	7.39	4	5.1	1	1.3	37	5/ 40	98.3



2016 MIAMI DOLPHINS INDIVIDUAL DEFENSIVE STATISTICS

PLAYER	GP	SOLO	ASST	TOT	SACKS	YDS	TFL	QBH	INT	PD	FF	FR
K. Alonso	2	7	15	22	0.0	0.0	1	2	0	0	0	2
R. Jones	2	10	11	21	0.0	0.0	1	0	0	1	0	0
K. Misi	2	9	10	19	0.0	0.0	0	0	0	0	0	0
X. Howard	2	8	8	16	0.0	0.0	0	0	0	0	0	0
I. Abdul-Quddus	2	7	9	16	0.0	0.0	0	0	1	2	0	0
N. Suh	2	6	10	16	1.0	13.0	2	3	0	1	0	0
J. Jenkins	2	3	9	12	0.0	0.0	1	0	0	1	0	0
B. Maxwell	2	6	3	9	0.0	0.0	0	0	0	1	1	0
J. Phillips	2	0	6	6	0.5	0.0	0	1	0	0	0	0
A. Branch	2	0	5	5	0.0	0.0	0	0	0	0	0	0
J. Jones	2	1	4	5	1.5	8.0	1	3	0	0	0	0
B. McCain	2	3	1	4	0.0	0.0	0	0	0	0	1	0
J. Warmsley	2	2	2	4	0.0	0.0	0	0	0	0	0	0
M. Thomas	2	2	2	4	1.0	14.0	0	0	0	0	1	0
M. Williams	2	2	1	3	1.0	5.0	1	1	0	0	0	0
C. Jones	1	1	2	3	0.0	0.0	1	0	0	0	0	0
T. Fede	1	1	1	2	0.0	0.0	0	0	0	0	0	0
E. Mitchell	1	0	1	1	0.0	0.0	0	0	0	0	0	0
N. Hewitt	2	1	0	1	0.0	0.0	0	0	0	0	0	0
C. Wake	2	0	0	0	0.0	0.0	0	1	0	0	0	0
TOTALS		69	100	169	5.0	40.0	8	11	1	6	3	2

NOTE: Special teams and miscellaneous tackles/fumbles not included above

DEFENSIVE TOUCHDOWNS: None.

MISCELLANEOUS TACKLES: J. Ajayi - 1, J. Landry - 1, K. Stills - 1.

MISCELLANEOUS FORCED FUMBLES: None.

MISCELLANEOUS FUMBLE RECOVERIES: J. James - 1, R. Tannehill - 1.



GAME-BY-GAME TEAM STATS

2016 MIAMI DOLPHINS GAME-BY-GAME STATISTICS																			
GAME	SCORE				FIRST DOWNS				3RD DOWN		4TH DOWN		NET YARDS						
	PTS	OPP	DIFF	OT	TOT	RUSH	PASS	PEN	CON	ATT	CON	ATT	TOT	RUSH	PASS	TO	PEN	YDS	TOP
at Seattle	10	12	-2	0	11	3	7	1	3	14	0	1	214	64	150	0	4	40	25:28
at New England	24	31	-7	0	23	2	19	2	5	10	0	1	459	70	389	4	5	49	23:14
CLEVELAND																			
at Cincinnati																			
TENNESSEE																			
PITTSBURGH																			
BUFFALO																			
N.Y. JETS																			
at San Diego																			
at Los Angeles																			
SAN FRANCISCO																			
at Baltimore																			
ARIZONA																			
at N.Y. Jets																			
at Buffalo																			
NEW ENGLAND																			
TOTALS	34	43	-9	0	34	5	26	3	8	24	0	2	673	134	539	4	9	89	24:21

2016 OPPONENTS GAME-BY-GAME STATISTICS																			
GAME	SCORE				FIRST DOWNS				3RD DOWN		4TH DOWN		NET YARDS						
	PTS	OPP	DIFF	OT	TOT	RUSH	PASS	PEN	CON	ATT	CON	ATT	TOT	RUSH	PASS	TO	PEN	YDS	TOP
at Seattle	12	10	2	0	21	4	16	1	5	16	2	3	352	112	240	2	8	69	34:32
at New England	31	24	7	0	29	11	15	3	7	14	0	0	465	161	304	1	7	65	36:46
CLEVELAND																			
at Cincinnati																			
TENNESSEE																			
PITTSBURGH																			
BUFFALO																			
N.Y. JETS																			
at San Diego																			
at Los Angeles																			
SAN FRANCISCO																			
at Baltimore																			
ARIZONA																			
at N.Y. Jets																			
at Buffalo																			
NEW ENGLAND																			
TOTALS	43	34	9	0	50	15	31	4	12	30	2	3	817	273	544	3	15	134	35:39



GAME-BY-GAME TEAM DEFENSIVE STATS

2016 MIAMI DOLPHINS GAME-BY-GAME TEAM DEFENSIVE STATISTICS											
GAME	SOLO	ASST	TOT	SACKS	YDS	TFL	QBH	INT	PD	FF	FR
at Seattle	33	52	85	3	18	3	9	1	5	0	1
at New England	36	48	84	2	22	5	2	0	1	3	1
CLEVELAND											
at Cincinnati											
TENNESSEE											
PITTSBURGH											
BUFFALO											
N.Y. JETS											
at San Diego											
at Los Angeles											
SAN FRANCISCO											
at Baltimore											
ARIZONA											
at N.Y. Jets											
at Buffalo											
NEW ENGLAND											
TOTALS	69	100	169	5	40	8	11	1	6	3	2

2016 MIAMI DOLPHINS TURNOVERS							
GAME	TAKEAWAYS			GIVEAWAYS			DIFF
	INT	FUM	TOTAL	INT	FUM	TOTAL	
at Seattle	1	1	2	0	0	0	+2
at New England	0	1	1	2	2	4	-3
CLEVELAND							
at Cincinnati							
TENNESSEE							
PITTSBURGH							
BUFFALO							
N.Y. JETS							
at San Diego							
at Los Angeles							
SAN FRANCISCO							
at Baltimore							
ARIZONA							
at N.Y. Jets							
at Buffalo							
NEW ENGLAND							
TOTALS	1	2	3	2	2	4	-1



SPECIAL TEAMS STATS

2016 MIAMI DOLPHINS TEAM SPECIAL TEAMS STATISTICS								
GAME	SOLO	ASST	TOT	FF	FR	BFG	BPAT	BPNT
at Seattle	2	2	4	0	0	0	1	0
at New England	3	2	5	0	0	0	0	0
CLEVELAND								
at Cincinnati								
TENNESSEE								
PITTSBURGH								
BUFFALO								
N.Y. JETS								
at San Diego								
at Los Angeles								
SAN FRANCISCO								
at Baltimore								
ARIZONA								
at N.Y. Jets								
at Buffalo								
NEW ENGLAND								
TOTALS	5	4	9	0	0	0	1	0

2016 MIAMI DOLPHINS INDIVIDUAL SPECIAL TEAMS STATISTICS								
PLAYER	SOLO	ASST	TOT	FF	FR	BFG	BPAT	BPNT
M. Hull	2	1	3	0	0	0	0	0
S. Paysinger	1	1	2	0	0	0	0	0
M. Gray	0	2	2	0	0	0	0	0
M. Thomas	1	0	1	0	0	0	0	0
N. Hewitt	1	0	1	0	0	0	0	0
J. Jones	0	0	0	0	0	0	1	0
TOTALS	5	4	9	0	0	0	1	0

2016 MIAMI DOLPHINS KICKOFF STATISTICS									
PLAYER	GP	KO	TB	PCT	YDS	AVG	RET	RET YDS	AVG START
A. Franks	2	7	6	85.7	454	64.9	1	18	21.0
TOTALS	2	7	6	85.7	454	64.9	1	18	21.0



DRIVE PRODUCTION

2016 MIAMI DOLPHINS GAME-BY-GAME DRIVE PRODUCTION										
GAME	POSS	TD	FGM	FGA	PUNT	INT	FUM	DWNS	TIME	SAF
at Seattle	12	1	1	2	7	0	0	1	1	0
at New England	12	3	1	1	4	2	2	0	0	0
CLEVELAND										
at Cincinnati										
TENNESSEE										
PITTSBURGH										
BUFFALO										
N.Y. JETS										
at San Diego										
at Los Angeles										
SAN FRANCISCO										
at Baltimore										
ARIZONA										
at N.Y. Jets										
at Buffalo										
NEW ENGLAND										
TOTALS	24	4	2	3	11	2	2	1	1	0

2016 OPPONENTS GAME-BY-GAME DRIVE PRODUCTION										
GAME	POSS	TD	FGM	FGA	PUNT	INT	FUM	DWNS	TIME	SAF
at Seattle	12	1	2	2	6	1	1	1	0	0
at New England	12	4	1	2	4	0	1	0	1	0
CLEVELAND										
at Cincinnati										
TENNESSEE										
PITTSBURGH										
BUFFALO										
N.Y. JETS										
at San Diego										
at Los Angeles										
SAN FRANCISCO										
at Baltimore										
ARIZONA										
at N.Y. Jets										
at Buffalo										
NEW ENGLAND										
TOTALS	24	5	3	4	10	1	2	1	1	0



RED ZONE PRODUCTION

2016 MIAMI DOLPHINS GAME-BY-GAME RED ZONE PRODUCTION											
GAME	POSS	TD	FGM	FGA	INT	FUM	DWNS	TIME	RZ PLAYS	RZ RUSH	RZ PASS
at Seattle	3	1	0	1	0	0	1	0	8	3	5
at New England	3	2	1	1	0	0	0	0	4	2	2
CLEVELAND											
at Cincinnati											
TENNESSEE											
PITTSBURGH											
BUFFALO											
N.Y. JETS											
at San Diego											
at Los Angeles											
SAN FRANCISCO											
at Baltimore											
ARIZONA											
at N.Y. Jets											
at Buffalo											
NEW ENGLAND											
TOTALS	6	3	1	2	0	0	1	0	12	5	7

2016 OPPONENT GAME-BY-GAME RED ZONE PRODUCTION											
GAME	POSS	TD	FGM	FGA	INT	FUM	DWNS	TIME	RZ PLAYS	RZ RUSH	RZ PASS
at Seattle	2	1	1	1	0	0	0	0	7	2	5
at New England	4	3	1	1	0	0	0	0	8	4	4
CLEVELAND											
at Cincinnati											
TENNESSEE											
PITTSBURGH											
BUFFALO											
N.Y. JETS											
at San Diego											
at Los Angeles											
SAN FRANCISCO											
at Baltimore											
ARIZONA											
at N.Y. Jets											
at Buffalo											
NEW ENGLAND											
TOTALS	6	4	2	2	0	0	0	0	15	6	9



PENALTIES

2016 GAME-BY-GAME PENALTIES						
GAME	MIAMI			OPPONENTS		
	PEN	YDS	1DWNS	PEN	YDS	1DWNS
at Seattle	4	40	1	8	69	1
at New England	5	49	2	7	65	3
CLEVELAND						
at Cincinnati						
TENNESSEE						
PITTSBURGH						
BUFFALO						
N.Y. JETS						
at San Diego						
at Los Angeles						
SAN FRANCISCO						
at Baltimore						
ARIZONA						
at N.Y. Jets						
at Buffalo						
NEW ENGLAND						
TOTALS	9	89	3	15	134	4



THIRD AND FOURTH DOWNS

2016 GAME-BY-GAME THIRD DOWNS						
GAME	MIAMI			OPPONENTS		
	MADE	ATT	PCT	MADE	ATT	PCT
at Seattle	3	14	21.4	5	16	31.3
at New England	5	10	50.0	7	14	50.0
CLEVELAND						
at Cincinnati						
TENNESSEE						
PITTSBURGH						
BUFFALO						
N.Y. JETS						
at San Diego						
at Los Angeles						
SAN FRANCISCO						
at Baltimore						
ARIZONA						
at N.Y. Jets						
at Buffalo						
NEW ENGLAND						
TOTALS	8	24	33.3	12	30	40.0

2016 GAME-BY-GAME FOURTH DOWNS						
GAME	MIAMI			OPPONENTS		
	MADE	ATT	PCT	MADE	ATT	PCT
at Seattle	0	1	0.0	2	3	66.7
at New England	0	1	0.0	0	0	0.0
CLEVELAND						
at Cincinnati						
TENNESSEE						
PITTSBURGH						
BUFFALO						
N.Y. JETS						
at San Diego						
at Los Angeles						
SAN FRANCISCO						
at Baltimore						
ARIZONA						
at N.Y. Jets						
at Buffalo						
NEW ENGLAND						
TOTALS	0	2	0.0	2	3	66.7



QUARTER-BY-QUARTER SCORING

2016 QUARTER-BY-QUARTER SCORING													
GAME	W/L	MIAMI						OPPONENTS					
		1Q	2Q	3Q	4Q	OT	TOT	1Q	2Q	3Q	4Q	OT	TOT
at Seattle	L	0	3	0	7	-	10	3	3	0	6	-	12
at New England	L	0	3	7	14	-	24	14	10	7	0	-	31
CLEVELAND													
at Cincinnati													
TENNESSEE													
PITTSBURGH													
BUFFALO													
N.Y. JETS													
at San Diego													
at Los Angeles													
SAN FRANCISCO													
at Baltimore													
ARIZONA													
at N.Y. Jets													
at Buffalo													
NEW ENGLAND													
TOTALS	0-2	0	6	7	21	-	34	17	13	7	6	-	43

LONGEST DRIVES

2016 MIAMI DOLPHINS LONGEST DRIVES		
PLAYS	NET YARDS	TIME
10 (at Seattle, 9/11)	88 (at New England, 9/18)	4:43 (at New England, 9/18)

2016 OPPONENTS LONGEST DRIVES		
PLAYS	NET YARDS	TIME
14 (at Seattle, 9/11)	78 (at Seattle, 9/11)	6:21 (at New England, 9/11)

GAME-BY-GAME INACTIVES

2016 MIAMI DOLPHINS GAME-BY-GAME INACTIVES							
at Seattle	Doughty	Parker	Pead	Ajayi	Pouncey	D. Thomas	Fede
at New England	Hunter	Lucas	Pead	D. Williams	Pouncey	Butler	D. Thomas
CLEVELAND							
at Cincinnati							
TENNESSEE							
PITTSBURGH							
BUFFALO							
N.Y. JETS							
at San Diego							
at Los Angeles							
SAN FRANCISCO							
at Baltimore							
ARIZONA							
at N.Y. Jets							
at Buffalo							
NEW ENGLAND							



GAME-BY-GAME STARTERS

2016 MIAMI DOLPHINS GAME-BY-GAME OFFENSE STARTERS											
GAME	WR	LT	LG	C	RG	RT	TE	WR	QB	RB	WR
at Seattle	Stills	Albert	Tunsil	Steen	Bushrod	James	Cameron	Landry	Tannehill	Foster	Carroo
at New England	Stills	Albert	Tunsil	Steen	Bushrod	James	Cameron	Landry	Tannehill	Foster	Parker
CLEVELAND											
at Cincinnati											
TENNESSEE											
PITTSBURGH											
BUFFALO											
N.Y. JETS											
at San Diego											
at Los Angeles											
SAN FRANCISCO											
at Baltimore											
ARIZONA											
at N.Y. Jets											
at Buffalo											
NEW ENGLAND											

2016 MIAMI DOLPHINS GAME-BY-GAME DEFENSE STARTERS											
GAME	DE	DT	DT	DE	LB	LB	LB	CB	CB	S	S
at Seattle	J. Jones	Suh	Phillips	M. Williams	Alonso	Misi	M. Thomas (CB)	Maxwell	Howard	R. Jones	Abdul-Quddus
at New England	J. Jones	Suh	Phillips	M. Williams	Alonso	Misi	Jenkins	Maxwell	Howard	R. Jones	Abdul-Quddus
CLEVELAND											
at Cincinnati											
TENNESSEE											
PITTSBURGH											
BUFFALO											
N.Y. JETS											
at San Diego											
at Los Angeles											
SAN FRANCISCO											
at Baltimore											
ARIZONA											
at N.Y. Jets											
at Buffalo											
NEW ENGLAND											



THE LAST TIME... (TEAM)

WON IN OVERTIME

DOLPHINS:	10/31/13	Dolphins win vs. Cincinnati, 22-20 <i>(Sack of Andy Dalton for a safety by Cameron Wake with 8:22 into overtime)</i>
OPPONENT:	9/30/12	Cardinals win at Arizona, 24-21 <i>(Jay Feely 46-yard field goal 6:31 into overtime)</i>

WON BY SCORING IN THE LAST TWO MINUTES OF REGULATION

DOLPHINS:	12/1/14	Dolphins win at N.Y. Jets, 16-13 <i>(last score at 1:57)</i>
OPPONENT:	9/11/16	Seahawks win at Seattle, 12-10 <i>(last score at 0:35)</i>

TIED GAME BY SCORING IN THE LAST TWO MINUTES OF REGULATION

DOLPHINS:	12/21/14	Dolphins win vs. Minnesota, 37-35 <i>(tied game at 1:11)</i>
OPPONENT:	9/30/12	Cardinals tied at Arizona, 21-21 <i>(tied game at 0:22)</i>

SHUTOUT

DOLPHINS:	11/2/14	Dolphins win vs. San Diego, 37-0
OPPONENT:	12/22/13	Bills win at Buffalo, 19-0

WON BY 20-OR-MORE POINTS

DOLPHINS:	10/18/15	Dolphins win at Tennessee, 38-10
OPPONENT:	10/29/15	Patriots win at New England, 36-7

WON AFTER TRAILING BY 20-OR-MORE POINTS

DOLPHINS:	12/4/05	Dolphins win vs. Buffalo, 24-23 <i>(Bills ahead 21-0 in 1st Q)</i>
OPPONENT:	10/25/09	Saints win vs. New Orleans, 46-34 <i>(Dolphins ahead 24-3 in 2nd Q)</i>

HELD A 28-OR-MORE POINT LEAD

DOLPHINS:	10/18/15	Dolphins win at Tennessee, 38-10
OPPONENT:	10/29/15	Patriots win at New England, 36-7 (29)

HELD A 21-OR-MORE POINT LEAD

DOLPHINS:	10/26/14	Dolphins win at Tennessee, 38-10 <i>(Dolphins led by 21, 3rd Q)</i>
OPPONENT:	9/18/16	Patriots win at New England, 31-24 <i>(Patriots led 31-3, 3Q)</i>

SCORED 20-OR-MORE POINTS IN A QUARTER

DOLPHINS:	10/25/15	Dolphins win vs. Houston, 44-26 <i>(21 points, 1st Q / 20 points, 2nd Q)</i>
OPPONENT:	12/14/14	Patriots win at New England, 41-13 <i>(24 points, 3rd Q)</i>

SCORED 20-OR-MORE POINTS IN A HALF

DOLPHINS:	9/18/16	Dolphins loss at New England, 24-31 <i>(21 points, 2nd half)</i>
OPPONENT:	9/18/16	Patriots win at New England, 31-24 <i>(24 points, 1st half)</i>

HELD OPPONENT WITHOUT A TOUCHDOWN

DOLPHINS:	11/13/14	Dolphins win vs. Buffalo, 22-9
OPPONENT:	12/22/13	Bills win at Buffalo, 19-0

TOUCHDOWNS SCORED BY OFFENSE AND DEFENSE

DOLPHINS:	10/25/15	Dolphins win vs. Houston, 44-26 <i>(5 offense, 1 defense)</i>
OPPONENT:	9/27/15	Bills win vs. Miami, 41-14 <i>(2 offense, 1 defense)</i>

TOUCHDOWNS SCORED BY OFFENSE, DEFENSE AND SPECIAL TEAMS

DOLPHINS:	11/1/09	Dolphins win at New York Jets, 30-25 <i>(1 offense, 1 defense, 2 special teams)</i>
OPPONENT:	10/4/10	Patriots win at New England, 41-14 <i>(2 offense, 1 defense, 2 special teams)</i>

SAFETY SCORED

DOLPHINS:	12/21/14	Terrence Fede blocked a Jeff Locke Punt out of the end zone vs. Minnesota
OPPONENT:	12/26/15	Ryan Tannehill was sacked in end zone vs Indianapolis



THE LAST TIME... (OFFENSE)

600-OR-MORE TOTAL NET YARDS OF OFFENSE

DOLPHINS:	N/A
OPPONENT:	9/12/11 Patriots win vs. New England, 38-24 <i>(622; 106 rushing, 516 passing)</i>

500-OR-MORE TOTAL NET YARDS OF OFFENSE

DOLPHINS:	10/25/15 Dolphins win vs. Houston, 44-26 <i>(503; 248 rushing, 255 passing)</i>
OPPONENT:	11/4/12 Colts win vs. Indianapolis, 23-20 <i>(516; 97 rushing, 419 passing)</i>

400-OR-MORE TOTAL NET YARDS OF OFFENSE

DOLPHINS:	9/18/16 Dolphins loss at New England, 24-31 <i>(459; 70 rushing, 389 passing)</i>
OPPONENT:	9/18/16 Patriots win at New England, 31-24 <i>(465; 161 rushing, 304 passing)</i>

300-OR-MORE NET YARDS RUSHING BY TEAM

DOLPHINS:	10/25/15 Dolphins win vs. Houston, 44-26
OPPONENT:	12/18/88 Steelers win at Pittsburgh, 40-24 (305)

200-OR-MORE NET YARDS RUSHING BY TEAM

DOLPHINS:	10/25/15 Dolphins win vs. Houston, 44-26 (248)
OPPONENT:	11/8/15 Bills win at Buffalo, 33-17, (266)

INDIVIDUAL 200-YARD RUSHING GAME

DOLPHINS:	12/18/11 Reggie Bush (25-203-1 TD) at Buffalo
OPPONENT:	12/7/86 Rueben Mayes (28-203-2 TDs) vs. New Orleans

INDIVIDUAL 150-YARD RUSHING GAME

DOLPHINS:	10/25/15 Lamar Miller (14-175-1 TD) vs. Houston
OPPONENT:	10/4/15 Chris Ivory (29-166- 1 TD) vs. New York Jets

INDIVIDUAL 100-YARD RUSHING GAME

DOLPHINS:	12/6/15 Lamar Miller (20-113-0 TD) vs. Baltimore
OPPONENT:	9/18/16 LeGarrette Blount (29-123- 1 TD) at New England

TWO 100-YARD RUSHERS IN THE SAME GAME

DOLPHINS:	10/5/75 Mercury Morris (125 yards) and Don Nottingham (102 yards) at Green Bay
OPPONENT:	11/8/15 LeSean McCoy (112 yards) and Karlos Williams (110 yards) of Buffalo

CONSECUTIVE 100-YARD RUSHING GAMES

DOLPHINS:	10/18/15-10/25/15 Lamar Miller (19-113-1 TD) vs. Tennessee; Lamar Miller (14-175-1 TD) vs. Houston
OPPONENT:	11/23/14 – 12/1/14 C.J. Anderson (27-167- 1 TD) at Denver; Chris Johnson (17-105 - 0TD) at N.Y. Jets

COMBINED 200-YARD RUSHING BY TWO PLAYERS

DOLPHINS:	9/16/12 237 by Reggie Bush (26-172-2 TDs)/Lamar Miller (10-65-1 TD) vs. Oakland
OPPONENT:	11/8/15 LeSean McCoy (112 yards) and Karlos Williams (110 yards) at Buffalo

INDIVIDUAL WITH 30-OR-MORE CARRIES

DOLPHINS:	11/27/03 31 by Ricky Williams (31-104) at Dallas
OPPONENT:	9/21/14 32 by Kniles Davis (32-132) vs. Kansas City

INDIVIDUAL WITH 25-OR-MORE CARRIES

DOLPHINS:	9/16/12 26 by Reggie Bush (26-172-2 TDs) vs. Oakland
OPPONENT:	9/18/16 29 by LeGarrette Blount (29-123- 1 TD) at New England

RUSHING PLAY OF 80-OR-MORE YARDS

DOLPHINS:	10/25/15 85t by Lamar Miller vs. Houston
OPPONENT:	Has never happened

RUSHING PLAY OF 60-OR-MORE YARDS

DOLPHINS:	10/25/15 85t by Lamar Miller vs. Houston
OPPONENT:	10/22/06 70t by Ahman Green vs. Green Bay

RUSHING PLAY OF 40-OR-MORE YARDS

DOLPHINS:	10/25/15 85t by Lamar Miller vs. Houston
OPPONENT:	12/20/15 53 by Donald Brown at San Diego

INDIVIDUAL WITH TWO-OR-MORE RUSHING TOUCHDOWNS

DOLPHINS:	12/14/15 Lamar Miller (2) vs. NYG
OPPONENT:	12/27/15 Frank Gore (2) vs. Indianapolis

400 NET YARDS PASSING BY TEAM

DOLPHINS:	10/1/95 Dolphins win at Cincinnati, 26-23 (442)
OPPONENT:	11/4/12 Colts win at Indianapolis, 23-20 (419)

300 NET YARDS PASSING BY TEAM

DOLPHINS:	9/18/16 Dolphins loss at New England, 24-31 (389)
OPPONENT:	9/18/16 Patriots win at New England, 31-24 (304)

INDIVIDUAL WITH 50-OR-MORE PASS ATTEMPTS

DOLPHINS:	11/29/15 58 Ryan Tannehill (33-58-351-3 TD-1 INT) at New York Jets
OPPONENT:	9/7/14 56 Tom Brady (29-56-249 -1 TD-0 INT) vs. New England



THE LAST TIME... (OFFENSE)

INDIVIDUAL WITH 40-OR-MORE PASS ATTEMPTS

DOLPHINS:	9/18/16	45 Ryan Tannehill (32-45-389-2 TD-2 INT) at New England
OPPONENT:	9/11/16	43 Russell Wilson (27-43-258-1 TD-1 INT) vs. Seattle

INDIVIDUAL WITH 30-OR-MORE PASS COMPLETIONS

DOLPHINS:	9/18/16	32 Ryan Tannehill (32-45-389-2 TD-2 INT) at New England
OPPONENT:	12/14/15	31 Eli Manning (27-31-337-4 TD-0 INT) vs. Giants

INDIVIDUAL WITH 25-OR-MORE PASS COMPLETIONS

DOLPHINS:	9/18/16	32 Ryan Tannehill (32-45-389-2 TD-2 INT) at New England
OPPONENT:	9/11/16	27 Russell Wilson (27-43-258-1 TD-1 INT) at Seattle

NO SACKS ALLOWED

DOLPHINS:	9/18/16	Dolphins loss at New England, 24-31 <i>(45 attempts – Ryan Tannehill)</i>
OPPONENT:	10/4/15	Giants win vs. New York Giants, 31-24 <i>(31 attempts – Eli Manning)</i>

HIGHEST INDIVIDUAL PASSER RATING (MIN. 20 ATTEMPTS)

DOLPHINS:	10/25/15	158.3 – Ryan Tannehill (18-19-239-4 TDs) win at Houston, 44-26
OPPONENT:	12/28/14	158.3 – Geno Smith (20-25-358-3 TDs) vs. New York Jets, 37-24

INDIVIDUAL 300-YARD PASSING GAME

DOLPHINS:	9/18/16	389 Ryan Tannehill (32-45-389-2 TD-2 INT) at New England
OPPONENT:	12/20/15	331 Philip Rivers (26-36-331-3 TD-2 INT) at San Diego

CONSECUTIVE 300-YARD PASSING GAMES

DOLPHINS:	10/29/15- 11/8/15	300 Ryan Tannehill (28-44-300 -0 TD-2 INT) at New England, 309 Ryan Tannehill (27-36-309 -0 TD-0 INT) at Buffalo
OPPONENT:	12/14/15- 12/20/15	Philip Rivers (26-36-331-3 TD-2 INT) at San Diego, Eli Manning (27-31-337-4 TD-0 INT) vs. NYG

INDIVIDUAL FOUR-OR-MORE TOUCHDOWN PASSES

DOLPHINS:	10/25/15	4 Ryan Tannehill (18-19-239-4 TD-0 INT) win at Houston, 44-26
OPPONENT:	12/14/15	4 Eli Manning (27-31-337-4 TD-0 INT) vs. Giants

INDIVIDUAL WITH THREE-OR-MORE TOUCHDOWN PASSES

DOLPHINS:	11/29/15	3 Ryan Tannehill (33-58-351-3 TD-1 INT) at N.Y. Jets
OPPONENT:	9/18/16	3 Jimmy Garoppolo (18-27-234-3 TD-0 INT) at New England

INDIVIDUAL WITH 15-OR-MORE RECEPTIONS

DOLPHINS:	12/4/05	15 Chris Chambers (15-238-1 TD) vs. Buffalo
OPPONENT:	12/24/95	15 Isaac Bruce (15-210-1 TD) at St. Louis Rams

INDIVIDUAL WITH 10-OR-MORE RECEPTIONS

DOLPHINS:	9/18/16	10 Jarvis Landry (10-137-0 TD) at New England
OPPONENT:	12/6/15	12 Buck Allen (12-107-1 TD) vs. Baltimore

INDIVIDUAL WITH 200-YARD RECEIVING GAME

DOLPHINS:	9/30/12	253 Brian Hartline (12-253-1 TD) at Arizona
OPPONENT:	12/28/14	221 Eric Decker (10-221-1 TD) vs. New York Jets

INDIVIDUAL WITH 150-YARD RECEIVING GAME

DOLPHINS:	9/30/12	253 Brian Hartline (12-253-1 TD) at Arizona
OPPONENT:	12/14/15	166 Odell Beckham Jr. (7-166-2 TD) vs. NYG

INDIVIDUAL WITH 100-YARD RECEIVING GAME

DOLPHINS:	9/18/16	137 Jarvis Landry (10-137-0 TD) at New England and 106 DeVante Parker (8-106-0 TD) at New England
OPPONENT:	12/6/15	120 Buck Allen (12-107-1 TD) vs. Baltimore

TWO 100-YARD RECEIVERS IN THE SAME GAME

DOLPHINS:	9/18/16	137 Jarvis Landry (10-137-0 TD) at New England and 106 DeVante Parker (8-106-0 TD) at New England
OPPONENT:	11/9/14	Calvin Johnson (7-113-1TD) and Golden Tate (11-109-0 TD) at Detroit

CONSECUTIVE 100-YARD RECEIVING GAMES

DOLPHINS:	9/20/15- 9/27/15	115 Rishard Matthews (6-115 -0 TD) at Jacksonville, 110 Rishard Matthews (6-110-2 TD) vs. Buffalo
OPPONENT:	10/25/15- 10/129/15	Nate Washington (9-127-2 TD) vs. Houston, Rob Gronkowski (6-113-1 TD) vs. New England

100-YARD RECEIVING IN A HALF

DOLPHINS:	9/18/16	DeVante Parker (8-106-0 TD in the second half) at New England
OPPONENT:	10/4/15	Brandon Marshall (5-107-0 TD in the first half) vs. N.Y. Jets



THE LAST TIME... (OFFENSE)

PASS PLAY OF 90-OR-MORE YARDS

DOLPHINS:	Has never happened
OPPONENT:	9/12/11 99t, Tom Brady to Wes Welker vs. New England

PASS PLAY OF 80-OR-MORE YARDS

DOLPHINS:	9/30/12 80, Ryan Tannehill to Brian Hartline at Arizona
OPPONENT:	12/14/15 84, Eli Manning to Odell Beckham Jr. vs. N.Y. Giants

PASS PLAY OF 60-OR-MORE YARDS

DOLPHINS:	9/15/13 67, Ryan Tannehill to Charles Clay at Indianapolis
OPPONENT:	1/3/16 63, Tom Brady to James White vs. New England

PASS PLAY OF 50-OR-MORE YARDS

DOLPHINS:	9/11/16 50, Ryan Tannehill to Arian Foster at Seattle
OPPONENT:	10/4/15 58, Ryan Fitzpatrick to Brandon Marshall vs. New York Jets

PASS PLAY OF 40-OR-MORE YARDS

DOLPHINS:	1/3/16 46, Ryan Tannehill to DeVante Parker vs. New England
OPPONENT:	12/6/15 41, Matt Schaub to Buck Allen vs. Baltimore

INDIVIDUAL WITH THREE-OR-MORE TOUCHDOWN RECEPTIONS

DOLPHINS:	12/21/98 Lamar Thomas (6-136-3 TDs) vs. Denver
OPPONENT:	12/20/15 Danny Woodhead (6-50-3 TDs) at San Diego

INDIVIDUAL WITH TWO-OR-MORE TOUCHDOWN RECEPTIONS

DOLPHINS:	9/27/15 Rishard Matthews (6-110-2 TDs) vs. Buffalo
OPPONENT:	9/18/16 Danny Amendola (4-50-2 TDs) at New England

LED TEAM IN BOTH RUSHING AND RECEIVING YARDS IN THE SAME GAME

DOLPHINS:	9/11/16 Arian Foster at Seattle (38 yards rushing and 62 yards receiving)
OPPONENT:	12/6/15 Buck Allen at Baltimore (63 yards rushing and 107 receiving yards)

100-YARD RUSHER & RECEIVER IN THE SAME GAME

DOLPHINS:	Has never happened
OPPONENT:	11/8/15 LeSean McCoy (112 yards rushing), Karlos Williams (110 yards rushing), Sammy Watkins (168 yards receiving) at Buffalo

100-YARD RUSHER, 100-YARD RECEIVER & 300-YARD PASSER IN THE SAME GAME

DOLPHINS:	12/1/91 Dan Marino (307 yards passing), Mark Higgs (131 yards rushing), Tony Martin (106 yards receiving)
OPPONENT:	12/21/08 Tyler Thigpen (320 yards passing), Larry Johnson (108 yards rushing), Jamaal Charles (102 receiving yards)

INDIVIDUAL WITH AT LEAST ONE RUSHING AND ONE RECEIVING TOUCHDOWN IN THE SAME GAME

DOLPHINS:	12/23/12 Reggie Bush (1 rushing, 2 receiving) vs. Buffalo
OPPONENT:	10/20/14 Danny Woodhead (1 rushing, 3 receiving) at San Diego

INDIVIDUAL WITH AT LEAST ONE RUSHING TOUCHDOWN AND ONE TOUCHDOWN PASS IN THE SAME GAME

DOLPHINS:	11/23/14 Ryan Tannehill (1 rushing, 3 passing) at Denver
OPPONENT:	12/7/14 Joe Flacco (1 rushing, 1 passing) vs. Baltimore

NO TURNOVERS

DOLPHINS:	9/11/16 Dolphins loss at Seattle 10-12
OPPONENT:	12/27/15 Colts win vs. Indianapolis 18-12

TOUCHDOWN SCORED ON FIRST DRIVE

DOLPHINS:	10/25/15 Dolphins win vs. Houston, 44-26
OPPONENT:	9/18/16 Patriots win at New England 31-24

SUCCESSFUL TWO POINT CONVERSION

DOLPHINS:	12/6/15 Jay Ajayi run vs. Baltimore
OPPONENT:	12/21/14 Matt Asiata run vs. Minnesota

FAILED TWO POINT CONVERSION ATTEMPT

DOLPHINS:	12/26/15 Ryan Tannehill interception vs. Indianapolis
OPPONENT:	10/25/15 Brian Hoyer incomplete pass to Jonathan Grimes vs. Houston



THE LAST TIME... (DEFENSE)

HELD OPPONENT UNDER 100 NET YARDS OF TOTAL OFFENSE

DOLPHINS:	10/21/73	Dolphins held Buffalo to 76 net yds in a home win
OPPONENT:	10/12/80	New England held Dolphins to 88 net yds in a Dolphins road loss

HELD OPPONENT UNDER 150 NET YARDS OF TOTAL OFFENSE

DOLPHINS:	9/21/03	Dolphins held Buffalo to 118 net yds in a home win
OPPONENT:	12/22/12	Buffalo held Dolphins to 103 net yds in a Dolphins road loss

HELD OPPONENT UNDER 200 NET YARDS OF TOTAL OFFENSE

DOLPHINS:	1/3/16	Dolphins held New England to 196 net yds in a Dolphins home win
OPPONENT:	11/15/12	Buffalo held Dolphins to 184 net yds in a Dolphins road loss

HELD OPPONENT UNDER 300 NET YARDS OF TOTAL OFFENSE

DOLPHINS:	10/18/15	Dolphins held Indianapolis to 268 net yds in a Dolphins home win
OPPONENT:	12/6/15	San Diego held Dolphins to 231 net yds in a Dolphins home win

HELD OPPONENT UNDER 30 YARDS RUSHING

DOLPHINS:	9/30/12	Dolphins held Arizona to 28 rushing yds in a road loss
OPPONENT:	11/29/15	New York Jets held Dolphins to 12 rushing yds in a road loss

HELD OPPONENT UNDER 50 YARDS RUSHING

DOLPHINS:	11/2/14	Dolphins held San Diego to 50 rushing yds in a Dolphins home win
OPPONENT:	12/20/15	San Diego held Dolphins to 44 rushing yds in a Dolphins road loss

HELD OPPONENT UNDER 75 YARDS RUSHING

DOLPHINS:	1/3/16	Dolphins held New England to 70 rushing yds in a home win
OPPONENT:	12/22/15	Dallas held Dolphins to 70 rushing yds in a Dolphins home loss

HELD OPPONENT UNDER 100 YARDS RUSHING

DOLPHINS:	12/6/15	Dolphins held Baltimore to 94 rushing yds in a home win
OPPONENT:	9/18/16	New England held Dolphins to 70 rushing yards in a Dolphins road loss

HELD OPPONENT UNDER 100 NET YARDS PASSING

DOLPHINS:	12/1/14	Dolphins held N.Y. Jets to 49 net passing yds in win at N.Y. Jets
OPPONENT:	12/22/13	Buffalo held Dolphins to 89 net passing yds in Dolphins road loss

HELD OPPONENT UNDER 150 NET YARDS PASSING

DOLPHINS:	1/3/16	Dolphins held Patriots to 126 net passing yds in a Dolphins home win
OPPONENT:	10/27/13	Patriots held Dolphins to 145 net passing yds in Dolphins road loss

TWO INTERCEPTION RETURNS FOR A TOUCHDOWN

DOLPHINS:	10/26/14	Louis Delmas (81yd TD) and Brent Grimes (22yd TD) at Jacksonville
OPPONENT:	10/25/09	Darren Sharper (42yd TD) and Tracy Porter (54yd TD) vs. New Orleans

INTERCEPTION RETURN FOR A TOUCHDOWN

DOLPHINS:	12/6/15	Derek Shelby (22yd TD) vs. Baltimore
OPPONENT:	11/22/15	Rolando McClain (12yd TD) vs. Dallas

INDIVIDUAL WITH THREE-OR-MORE INTERCEPTIONS

DOLPHINS:	11/7/99	Sam Madison (3) vs. Tennessee
OPPONENT:	10/20/02	Nate Clements (3) at Buffalo

INDIVIDUAL WITH TWO-OR-MORE INTERCEPTIONS

DOLPHINS:	11/2/14	Brent Grimes (2) vs. San Diego
OPPONENT:	9/27/15	Preston Brown (2) vs. Buffalo

SEVEN-OR-MORE SACKS BY TEAM

DOLPHINS:	9/30/12	Dolphins recorded 8 sacks in a loss at Arizona
OPPONENT:	12/27/15	Indianapolis Colts recorded 7 sacks in a home win

SIX-OR-MORE SACKS BY TEAM

DOLPHINS:	10/18/15	Dolphins recorded 6 sacks in a win at Tennessee
OPPONENT:	12/28/14	New York Jets recorded 7 sacks in a road win

FIVE-OR-MORE SACKS BY TEAM

DOLPHINS:	10/18/15	Dolphins recorded 6 sacks in a win at Tennessee
OPPONENT:	10/29/15	New England recorded 5 sacks in a home win

INDIVIDUAL WITH FOUR-OR-MORE SACKS

DOLPHINS:	10/18/15	Cameron Wake (4.0) at Tennessee
OPPONENT:		Has never happened

INDIVIDUAL WITH THREE-OR-MORE SACKS

DOLPHINS:	10/18/15	Cameron Wake (4.0) at Tennessee
OPPONENT:	12/7/14	Elvis Dumervil (3.5) vs. Baltimore

INDIVIDUAL WITH TWO-OR-MORE SACKS

DOLPHINS:	10/25/15	Cameron Wake (2.0) vs. Houston / Ndamukong Suh (2.0) vs. Houston
OPPONENT:	11/8/15	Jerry Hughes (2.0) at Buffalo

FUMBLE RECOVERED FOR TOUCHDOWN

DOLPHINS:	9/28/14	Cortland Finnegan (50) at Oakland (London)
OPPONENT:	12/20/07	Chinedum Ndukwe (54) at Cincinnati



THE LAST TIME... (SPECIAL TEAMS)

KICKOFF RETURN FOR A TOUCHDOWN

DOLPHINS: 11/15/12 Marcus Thigpen (96TD) at Buffalo
OPPONENT: 9/14/14 C.J. Spiller (102TD) at Buffalo

KICKOFF RETURN FOR A TOUCHDOWN ON THE OPENING KICKOFF

DOLPHINS: 12/5/71 Mercury Morris (94 yds) at New England
OPPONENT: 11/28/10 Jacoby Ford (101TD) at Oakland

KICKOFF RETURN FOR 50 YARDS OR MORE

DOLPHINS: 10/12/14 Jarvis Landry (54) vs. Green Bay
OPPONENT: 12/28/14 Chris Owusu (87) vs. New York Jets

PUNT RETURN FOR A TOUCHDOWN

DOLPHINS: 9/13/12 Jarvis Landry (69TD) at Washington
OPPONENT: 11/15/12 Leodis McKelvin (79TD) at Buffalo

PUNT RETURN FOR 50 YARDS OR MORE

DOLPHINS: 9/13/12 Jarvis Landry (69TD) at Washington
OPPONENT: 11/29/15 Jeremy Kerley (57) at New York Jets

BLOCKED PUNT RECOVERED FOR TOUCHDOWN

DOLPHINS: 10/28/12 Olivier Vernon at New York Jets
OPPONENT: 9/29/91 Chris Burkett vs. New York Jets

BLOCKED PUNT

DOLPHINS: 11/15/15 Zach Vigil at Philadelphia (*Blocked a Donnie Jones punt in the 2nd quarter*)
OPPONENT: 9/14/14 Boobie Dixon at Buffalo (*Block a Brandon Fields punt in the 1st quarter*)

BLOCKED PAT

DOLPHINS: 9/11/16 Dolphins (J. Cross) blocked San Francisco (M. Cofer) extra point
OPPONENT: 11/15/09 Tampa Bay (D. Penn) blocked Dolphins (D. Carpenter) extra point

MISSED (NOT BLOCKED) PAT

DOLPHINS: 11/29/15 Andrew Franks at New York Jets
OPPONENT: 12/27/15 Adam Vinatieri vs. Indianapolis

BLOCKED FIELD GOAL

DOLPHINS: 11/9/14 Earl Mitchell at Detroit (Matt Prater 42-yd attempt)
OPPONENT: 9/11/16 Jamie Collins at New England (C. Sturgis 41-yd attempt)

BLOCKED FIELD GOAL RETURNED FOR A TD

DOLPHINS: 12/19/71 Curtis Johnson (47TD) on Tim Webster attempt vs. Green Bay
OPPONENT: 12/14/14 Kyle Arrington (62TD) on Caleb Sturgis attempt vs. New England

INDIVIDUAL WITH SIX-OR-MORE FIELD GOALS ATTEMPTED

DOLPHINS: 11/28/10 Dan Carpenter (4-6) at Oakland (49, 51SH, 23, 44, 49 WR, 25)
OPPONENT: 9/14/14 Dan Carpenter (5-6) at Oakland (27, 27, 31, 32, 31 LU, 38)

INDIVIDUAL WITH SIX-OR-MORE FIELD GOALS MADE

DOLPHINS: 10/17/99 Olindo Mare (6-6) at New England (20, 33, 45, 45, 41, 53)
OPPONENT: N/A

INDIVIDUAL WITH FIVE-OR-MORE FIELD GOALS ATTEMPTED

DOLPHINS: 11/14/11 Shane Graham (4-5) at Dallas (26, 47WL, 28, 27, 23)
OPPONENT: 11/4/12 Adam Vinatieri (3-5) at Indianapolis (48WR, 23, 54B, 47, 43)

INDIVIDUAL WITH FIVE-OR-MORE FIELD GOALS MADE

DOLPHINS: 10/31/10 Dan Carpenter (5-5) at Cincinnati (38, 42, 24, 54, 31)
OPPONENT: 9/14/14 Dan Carpenter (5-6) at Oakland (27, 27, 31, 32, 31 LU, 38)

INDIVIDUAL WITH FOUR-OR-MORE FIELD GOALS ATTEMPTED

DOLPHINS: 12/1/14 Caleb Sturgis (3-4) at N.Y. Jets (43WL, 43, 44, 26)
OPPONENT: 10/29/15 Nick Folk (3-4) vs. N.Y. Jets (45 LU, 26, 23, 39)

INDIVIDUAL WITH FOUR-OR-MORE FIELD GOALS MADE

DOLPHINS: 9/7/14 Caleb Sturgis (4-4) vs. New England (38, 24, 22, 27)
OPPONENT: 12/22/13 Dan Carpenter (4-4) vs Buffalo (45, 21, 22, 26)

INDIVIDUAL WITH THREE-OR-MORE FIELD GOALS ATTEMPTED

DOLPHINS: 9/20/15 Andrew Franks (2-3) at Jacksonville (48, 41, 42WL)
OPPONENT: 9/27/15 Dan Carpenter (2-3) vs Buffalo (26, 51, WL47)

INDIVIDUAL WITH THREE-OR-MORE FIELD GOALS MADE

DOLPHINS: 12/1/14 Caleb Sturgis (3-4) at N.Y. Jets (43WL, 43, 44, 26)
OPPONENT: 9/20/15 Jason Myers (3-3) at Jacksonville (27, 58, 28)

SUCCESSFUL ONSIDES KICK

DOLPHINS: 10/28/12 Dolphins win at New York Jets
OPPONENT: 12/18/11 Dolphins win at Buffalo

FAILED ONSIDES KICK ATTEMPT

DOLPHINS: 12/20/15 Dolphins loss at San Diego
OPPONENT: 12/21/14 Dolphins win vs. Minnesota

National Football League Game Summary

NFL Copyright © 2016 by The National Football League. All rights reserved. This summary and play-by-play is for the express purpose of assisting media in their coverage of the game; any other use of this material is prohibited without the written permission of the National Football League. Updated: 9/19/2016

Date: Sunday, 9/18/2016

Miami Dolphins at New England Patriots

Start Time: 1:02 PM EDT

at Gillette Stadium, Foxborough, MA

Game Day Weather

Game Weather: Cloudy, Humid, Chance of Rain
 Played Outdoor on Turf: Field Turf

Temp: 79° F (26.1° C) Humidity: 66%, Wind: SSW 10 mph

Officials

Referee: Wrolstad, Craig (4)
 Line Judge: Stephan, Tom (68)
 Back Judge: Martinez, Rich (39)

Umpire: Wash, Undrey (96)
 Side Judge: Monroe, Jonah (120)
 Replay Official: Frantz, Earnie ()

Head Linesman: Bergman, Jerry (91)
 Field Judge: Patterson, Rick (15)

Lineups

Miami Dolphins

Offense

WR 10 K.Stills
 LT 76 B.Albert
 LG 67 L.Tunsil
 C 65 A.Steen
 RG 74 J.Bushrod
 RT 70 J.James
 TE 84 J.Cameron
 QB 17 R.Tannehill
 RB 29 A.Foster
 WR 14 J.Landry
 WR 11 D.Parker

Defense

DE 98 J.Jones
 DE 93 N.Suh
 DE 97 J.Phillips
 DE 94 M.Williams
 LB 55 K.Misi
 LB 47 K.Alonso
 LB 53 J.Jenkins
 CB 41 B.Maxwell
 CB 25 X.Howard
 S 24 I.Abdul-Quddus
 S 20 R.Jones

New England Patriots

Offense

WR 15 C.Hogan
 LT 77 N.Solder
 LG 62 J.Thuney
 C 60 D.Andrews
 RG 69 S.Mason
 RT 61 M.Cannon
 TE 88 M.Bennett
 WR 11 J.Edelman
 QB 10 J.Garoppolo
 RB 29 L.Blount
 TE 71 C.Fleming

Defense

LE 95 C.Long
 DT 97 A.Branch
 DT 90 M.Brown
 RE 93 J.Sheard
 LB 91 J.Collins
 LB 55 J.Freeny
 DB 22 J.Coleman
 RCB 26 L.Ryan
 LCB 21 M.Butler
 S 23 P.Chung
 S 32 D.McCourty

Substitutions

K 3 A.Franks, P 4 M.Darr, WR 19 J.Grant, RB 23 J.Ajayi, CB 28 B.McCain, S 31 M.Thomas, RB 32 K.Drake, S 35 W.Aikens, CB 36 T.Lippett, LB 42 S.Paysinger, LB 45 M.Hull, LB 46 N.Hewitt, TE 48 M.Gray, DE 50 A.Branch, DT 52 C.Jones, C/G 60 K.Urbik, DE 73 J.Warmsley, G 77 B.Turner, DE 78 T.Fede, TE 80 D.Sims, WR 88 L.Carroo, DE 91 C.Wake, LS 92 J.Denney

Substitutions

K 3 S.Gostkowski, P 6 R.Allen, QB 7 J.Brissett, WR 18 M.Slater, WR 19 M.Mitchell, DB 24 C.Jones, RB 27 D.Foster, RB 28 J.White, DB 30 D.Harmon, DB 31 J.Jones, DB 36 B.King, DB 37 J.Richards, RB 38 B.Bolden, DB 43 N.Ebner, FB 46 J.Develin, LS 49 J.Cardona, LB 51 B.Mingo, LB 52 E.Roberts, LB 58 S.McClellin, G 75 T.Karras, WR 80 D.Amendola, TE 81 C.Harbor, DL 98 T.Flowers, DT 99 V.Valentine

Did Not Play

QB 8 M.Moore

Did Not Play

Not Active

WR 15 J.Hunter, CB 21 J.Lucas, RB 22 I.Pead, RB 26 D.Williams, C 51 M.Pouncey, LB 56 D.Butler, G 63 Dal.Thomas

Not Active

DB 25 E.Rowe, LB 54 D.Hightower, G 65 J.Cooper, OL 68 L.Waddle, TE 86 A.Derby, TE 87 R.Gronkowski, DL 96 A.Johnson

Field Goals (made () & missed)

Player	Attempts	Made	Missed	Yards
A.Franks	(27)	1	26	39
S.Gostkowski	(34)	3	31	39
VISITOR: Miami Dolphins		0	3	7
HOME: New England Patriots		14	10	0
Total		14	34	39

Scoring Plays

Team	Qtr	Time	Play Description (Extra Point) (Drive Info)	Visitor	Home
Patriots	1	10:53	D.Amendola 12 yd. pass from J.Garoppolo (S.Gostkowski kick) (8-75, 4:07)	0	7
Patriots	1	6:22	M.Bennett 20 yd. pass from J.Garoppolo (S.Gostkowski kick) (7-75, 3:10)	0	14
Patriots	2	13:10	D.Amendola 10 yd. pass from J.Garoppolo (S.Gostkowski kick) (12-76, 6:21)	0	21
Patriots	2	2:48	S.Gostkowski 34 yd. Field Goal (9-36, 3:01)	0	24
Dolphins	2	0:00	A.Franks 27 yd. Field Goal (9-77, 0:58)	3	24
Patriots	3	8:44	L.Blount 9 yd. run (S.Gostkowski kick) (5-68, 2:51)	3	31
Dolphins	3	5:45	K.Stills 24 yd. pass from R.Tannehill (A.Franks kick) (7-75, 2:59)	10	31
Dolphins	4	14:51	J.Cameron 12 yd. pass from R.Tannehill (A.Franks kick) (5-88, 2:13)	17	31
Dolphins	4	6:06	K.Drake 7 yd. run (A.Franks kick) (9-74, 4:43)	24	31

National Football League Game Summary

NFL Copyright © 2016 by The National Football League. All rights reserved. This summary and play-by-play is for the express purpose of assisting media in their coverage of the game; any other use of this material is prohibited without the written permission of the National Football League. Updated: 9/19/2016

Paid Attendance: 66,829

Time: 3:08

Final Individual Statistics

Miami Dolphins

RUSHING	ATT	YDS	AVG	LG	TD
R.Tannehill	6	35	5.8	17	0
J.Ajayi	5	14	2.8	8	0
K.Drake	2	12	6.0	7	1
A.Foster	3	9	3.0	5	0
Total	16	70	4.4	17	1

PASSING	ATT	CMP	YDS	SK/YD	TD	LG	IN	RT
R.Tannehill	45	32	389	0/0	2	33	2	93.7
Total	45	32	389	0/0	2	33	2	93.7

PASS RECEIVING	TAR	REC	YDS	AVG	LG	TD
J.Landry	13	10	137	13.7	33	0
D.Parker	13	8	106	13.3	28	0
J.Cameron	7	5	49	9.8	13	1
J.Ajayi	4	4	31	7.8	11	0
K.Stills	4	2	39	19.5	24	1
K.Drake	2	2	6	3.0	4	0
D.Sims	1	1	21	21.0	21	0
Total	44	32	389	12.2	33	2

INTERCEPTIONS	NO	YDS	AVG	LG	TD
Total	0	0	0	0	0

PUNTING	NO	YDS	AVG	NET	TB	IN20	LG
M.Darr	4	199	49.8	41.5	0	0	56
Total	4	199	49.8	41.5	0	0	56

PUNT RETURNS	NO	YDS	AVG	FC	LG	TD
J.Landry	0	0	0.0	1	0	0
[DOWNED]	3	0	0.0	0	0	0
Total	0	0	0.0	1	0	0

KICKOFF RETURNS	NO	YDS	AVG	FC	LG	TD
K.Drake	1	15	15.0	0	15	0
[TOUCHBACK]	5	0	0.0	0	0	0
Total	1	15	15.0	0	15	0

New England Patriots

RUSHING	ATT	YDS	AVG	LG	TD
L.Blount	29	123	4.2	26	1
J.White	4	19	4.8	16	0
J.Brissett	4	12	3.0	10	0
D.Foster	1	7	7.0	7	0
Total	38	161	4.2	26	1

PASSING	ATT	CMP	YDS	SK/YD	TD	LG	IN	RT
J.Garoppolo	27	18	234	0/0	3	26	0	130.8
J.Brissett	9	6	92	2/22	0	37	0	100.2
Total	36	24	326	2/22	3	37	0	123.1

PASS RECEIVING	TAR	REC	YDS	AVG	LG	TD
J.Edelman	11	7	76	10.9	19	0
M.Bennett	6	5	114	22.8	37	1
C.Hogan	6	4	59	14.8	24	0
D.Amendola	4	4	50	12.5	15	2
J.White	4	2	10	5.0	5	0
M.Mitchell	2	1	15	15.0	15	0
D.Foster	2	1	2	2.0	2	0
M.Slater	1	0	0	0.0	0	0
Total	36	24	326	13.6	37	3

INTERCEPTIONS	NO	YDS	AVG	LG	TD
J.Collins	1	13	13.0	13	0
D.Harmon	1	0	0.0	0	0
Total	2	13	6.5	13	0

PUNTING	NO	YDS	AVG	NET	TB	IN20	LG
R.Allen	4	128	32.0	32.0	0	2	37
Total	4	128	32.0	32.0	0	2	37

PUNT RETURNS	NO	YDS	AVG	FC	LG	TD
D.Amendola	3	33	11.0	1	19	0
Total	3	33	11.0	1	19	0

KICKOFF RETURNS	NO	YDS	AVG	FC	LG	TD
M.Slater	1	18	18.0	0	18	0
[TOUCHBACK]	3	0	0.0	0	0	0
Total	1	18	18.0	0	18	0

Miami Dolphins

FUMBLES	FUM	LOST	OWN-REC	YDS	TD	FORCED	OPP-REC	YDS	TD	OUT-BDS
R.Tannehill	1	0	1	-19	0	0	0	0	0	0
J.Ajayi	1	1	0	0	0	0	0	0	0	0
J.Landry	1	1	0	0	0	0	0	0	0	0
B.Maxwell	0	0	0	0	0	1	0	0	0	0
B.McCain	0	0	0	0	0	1	0	0	0	0
M.Thomas	0	0	0	0	0	1	0	0	0	0
K.Alonso	0	0	0	0	0	0	1	0	0	0
Total	3	2	1	-19	0	3	1	0	0	0

New England Patriots

FUMBLES	FUM	LOST	OWN-REC	YDS	TD	FORCED	OPP-REC	YDS	TD	OUT-BDS
L.Blount	1	0	1	0	0	0	0	0	0	0
D.Amendola	1	1	0	0	0	0	0	0	0	0
J.Brissett	1	0	0	0	0	0	0	0	0	0
J.White	0	0	1	0	0	0	0	0	0	0

Miami Dolphins vs New England Patriots
9/18/2016 at Gillette Stadium

Final Individual Statistics

J.Freeny	0	0	0	0	0	1	0	0	0	0
L.Ryan	0	0	0	0	0	1	0	0	0	0
T.Flowers	0	0	0	0	0	0	1	0	0	0
C.Long	0	0	0	0	0	0	1	0	0	0
Total	3	1	2	0	0	2	2	0	0	0

Final Team Statistics

	Visitor Dolphins	Home Patriots
TOTAL FIRST DOWNS	23	29
By Rushing	2	11
By Passing	19	15
By Penalty	2	3
THIRD DOWN EFFICIENCY	5-10-50%	7-14-50%
FOURTH DOWN EFFICIENCY	0-1-0%	0-0-0%
TOTAL NET YARDS	459	465
Total Offensive Plays (inc. times thrown passing)	61	76
Average gain per offensive play	7.5	6.1
NET YARDS RUSHING	70	161
Total Rushing Plays	16	38
Average gain per rushing play	4.4	4.2
Tackles for a loss-number and yards	0-0	4-10
NET YARDS PASSING	389	304
Times thrown - yards lost attempting to pass	0-0	2-22
Gross yards passing	389	326
PASS ATTEMPTS-COMPLETIONS-HAD INTERCEPTED	45-32-2	36-24-0
Avg gain per pass play (inc.# thrown passing)	8.6	8.0
KICKOFFS Number-In End Zone-Touchbacks	4-3-3	6-6-5
PUNTS Number and Average	4-49.8	4-32.0
Had Blocked	0	0
FGs - PATs Had Blocked	0-0	0-0
Net Punting Average	41.5	32.0
TOTAL RETURN YARDAGE (Not Including Kickoffs)	0	46
No. and Yards Punt Returns	0-0	3-33
No. and Yards Kickoff Returns	1-15	1-18
No. and Yards Interception Returns	0-0	2-13
PENALTIES Number and Yards	5-49	7-65
FUMBLES Number and Lost	3-2	3-1
TOUCHDOWNS	3	4
Rushing	1	1
Passing	2	3
EXTRA POINTS Made-Attempts	3-3	4-4
Kicking Made-Attempts	3-3	4-4
FIELD GOALS Made-Attempts	1-1	1-2
RED ZONE EFFICIENCY	2-3-67%	3-4-75%
GOAL TO GO EFFICIENCY	0-1-0%	1-1-100%
SAFETIES	0	0
FINAL SCORE	24	31
TIME OF POSSESSION	23:14	36:46

Ball Possession And Drive Chart

Miami Dolphins

#	Time Recd	Time Lost	Time Poss	How Ball Obtained	Drive Began	# Play	Yds Gain	Yds Pen	Net Yds	1st Down	Last Scrm	How Given Up
1	10:53	9:32	1:21	Kickoff	MIA 25	3	3	5	8	1	MIA 33	Punt
2	6:22	4:31	1:51	Kickoff	MIA 25	3	9	0	9	0	MIA 34	Punt
3	13:10	11:33	1:37	Kickoff	MIA 10	3	5	0	5	0	MIA 15	Punt
4	10:02	8:09	1:53	Punt	MIA 14	4	6	0	6	1	MIA 20	Punt
5	6:02	5:49	0:13	Fumble	MIA 42	2	6	0	6	0	MIA 42	Fumble
6	2:48	1:49	0:59	Kickoff	MIA 25	4	29	0	29	1	NE 46	Interception
7	0:58	0:00	0:58	Punt	MIA 14	9	72	5	77	4	* NE 9	Field Goal
8	15:00	11:35	3:25	Kickoff	MIA 25	6	51	-10	41	2	NE 34	Fumble
9	8:44	5:45	2:59	Kickoff	MIA 25	7	75	0	75	3	NE 24	Touchdown
10	2:04	14:51	2:13	Punt	MIA 12	5	68	20	88	4	* NE 12	Touchdown
11	10:49	6:06	4:43	Punt	MIA 26	9	74	0	74	5	* NE 7	Touchdown
12	1:04	0:02	1:02	Missed FG	MIA 29	7	42	0	42	2	NE 29	Interception

(272) Average MIA 23

New England Patriots

#	Time Recd	Time Lost	Time Poss	How Ball Obtained	Drive Began	# Play	Yds Gain	Yds Pen	Net Yds	1st Down	Last Scrm	How Given Up
1	15:00	10:53	4:07	Kickoff	NE 25	8	75	0	75	5	* MIA 12	Touchdown
2	9:32	6:22	3:10	Punt	NE 25	7	75	0	75	4	MIA 20	Touchdown
3	4:31	13:10	6:21	Punt	NE 24	12	86	-10	76	5	* MIA 10	Touchdown
4	11:33	10:02	1:31	Punt	MIA 48	3	6	-5	1	0	MIA 47	Punt
5	8:09	6:02	2:07	Punt	NE 31	5	22	5	27	1	NE 43	Fumble
6	5:49	2:48	3:01	Fumble	NE 48	9	21	15	36	2	* MIA 16	Field Goal
7	1:49	0:58	0:51	Interception	MIA 49	3	5	0	5	0	MIA 44	Punt
8	11:35	8:44	2:51	Fumble	NE 32	5	69	-1	68	4	* MIA 9	Touchdown
9	5:45	2:04	3:41	Kickoff	NE 25	6	16	0	16	2	NE 41	Punt
10	14:51	10:49	4:02	Kickoff	NE 19	6	37	-10	27	2	NE 46	Punt
11	6:06	1:04	5:02	Kickoff	NE 25	13	54	0	54	4	MIA 21	Missed FG
12	0:02	0:00	0:02	Interception	NE 20	1	-1	0	-1	0	NE 20	End of Game

(377) Average NE 31

* inside opponent's 20

Time of Possession by Quarter

	1st	2nd	3rd	4th	OT	Total
Visitor Miami Dolphins	3:12	5:40	8:28	5:54		23:14
Home New England Patriots	11:48	9:20	6:32	9:06		36:46

Kickoff Drive No.-Start Average

Dolphins: 6 - MIA 22 Patriots: 4 - NE 24

Final Defensive Statistics

Miami Dolphins	Regular Defensive Plays											Special Teams					Misc				
	TKL	AST	COMB	SK	/ YDS	TFL	Q	IN	PD	FF	FR	TKL	AST	FF	FR	BL	TKL	AST	FF	FR	
N.Suh	4	8	12	0	0	1	0	0	0	0	0	0	0	0	0	0	0	0	0	0	0
K.Alonso	4	7	11	0	0	1	1	0	0	0	1	0	0	0	0	0	0	0	0	0	0
R.Jones	4	5	9	0	0	0	0	0	0	0	0	0	0	0	0	0	0	0	0	0	0
K.Misi	4	5	9	0	0	0	0	0	0	0	0	0	0	0	0	0	0	0	0	0	0
I.Abdul-Quddus	4	4	8	0	0	0	0	0	0	0	0	0	0	0	0	0	0	0	0	0	0
J.Jenkins	2	3	5	0	0	1	0	0	1	0	0	0	0	0	0	0	0	0	0	0	0
B.Maxwell	2	3	5	0	0	0	0	0	0	1	0	0	0	0	0	0	0	0	0	0	0
X.Howard	2	3	5	0	0	0	0	0	0	0	0	0	0	0	0	0	0	0	0	0	0
M.Thomas	2	1	3	1	14	0	0	0	0	1	0	0	0	0	0	0	0	0	0	0	0
J.Jones	1	2	3	1	8	1	1	0	0	0	0	0	0	0	0	0	0	0	0	0	0
C.Jones	1	2	3	0	0	1	0	0	0	0	0	0	0	0	0	0	0	0	0	0	0
B.McCain	2	0	2	0	0	0	0	0	0	1	0	0	0	0	0	0	0	0	0	0	0
T.Fede	1	1	2	0	0	0	0	0	0	0	0	0	0	0	0	0	0	0	0	0	0
J.Warmsley	1	1	2	0	0	0	0	0	0	0	0	0	0	0	0	0	0	0	0	0	0
J.Phillips	0	2	2	0	0	0	0	0	0	0	0	0	0	0	0	0	0	0	0	0	0
N.Hewitt	1	0	1	0	0	0	0	0	0	0	0	1	0	0	0	0	0	0	0	0	0
M.Williams	1	0	1	0	0	0	0	0	0	0	0	0	0	0	0	0	0	0	0	0	0
A.Branch	0	1	1	0	0	0	0	0	0	0	0	0	0	0	0	0	0	0	0	0	0
M.Hull	0	0	0	0	0	0	0	0	0	0	0	2	0	0	0	0	0	0	0	0	0
S.Paysinger	0	0	0	0	0	0	0	0	0	0	0	0	1	0	0	0	0	0	0	0	0
M.Gray	0	0	0	0	0	0	0	0	0	0	0	0	1	0	0	0	0	0	0	0	0
K.Stills	0	0	0	0	0	0	0	0	0	0	0	0	0	0	0	0	1	0	0	0	0
J.Landry	0	0	0	0	0	0	0	0	0	0	0	0	0	0	0	0	0	1	0	0	0
J.Ajayi	0	0	0	0	0	0	0	0	0	0	0	0	0	0	0	0	0	1	0	0	0
R.Tannehill	0	0	0	0	0	0	0	0	0	0	0	0	0	0	0	0	0	0	0	0	1
Total	36	48	84	2	22	5	2	0	1	3	1	3	2	0	0	0	1	2	0	1	1

TKL = Tackle AST = Assist COMB = Combined QH=QB Hit IN = Interception PD = Pass Defense FF = Forced Fumble FR = Fumble Recovery

Final Defensive Statistics

New England Patriots	Regular Defensive Plays											Special Teams					Misc			
	TKL	AST	COMB	SK	/ YDS	TFL	QH	IN	PD	FF	FR	TKL	AST	FF	FR	BL	TKL	AST	FF	FR
M.Butler	7	1	8	0	0	0	0	0	1	0	0	0	0	0	0	0	0	0	0	0
L.Ryan	7	0	7	0	0	0	0	0	0	1	0	0	0	0	0	0	0	0	0	0
P.Chung	6	0	6	0	0	0	0	0	0	0	0	0	0	0	0	0	0	0	0	0
J.Collins	5	0	5	0	0	0	0	1	1	0	0	0	0	0	0	0	0	0	0	0
J.Freeny	2	1	3	0	0	0	0	0	0	1	0	0	0	0	0	0	0	0	0	0
A.Branch	1	2	3	0	0	0	0	0	0	0	0	0	0	0	0	0	0	0	0	0
C.Long	2	0	2	0	0	1	2	0	1	0	1	0	0	0	0	0	0	0	0	0
J.Coleman	2	0	2	0	0	0	0	0	0	0	0	0	0	0	0	0	0	0	0	0
S.McClellin	1	1	2	0	0	0	0	0	0	0	0	0	0	0	0	0	0	0	0	0
J.Sheard	1	0	1	0	0	0	1	0	0	0	0	0	0	0	0	0	0	0	0	0
D.McCourty	1	0	1	0	0	0	0	0	1	0	0	0	0	0	0	0	0	0	0	0
D.Harmon	1	0	1	0	0	0	0	1	1	0	0	0	0	0	0	0	0	0	0	0
V.Valentine	1	0	1	0	0	0	0	0	0	0	0	0	0	0	0	0	0	0	0	0
B.Mingo	1	0	1	0	0	0	0	0	0	0	0	0	0	0	0	0	0	0	0	0
T.Flowers	0	1	1	0	0	0	0	0	0	0	1	0	0	0	0	0	0	0	0	0
E.Roberts	0	1	1	0	0	0	0	0	0	0	0	0	0	0	0	0	0	0	0	0
M.Brown	0	1	1	0	0	0	0	0	0	0	0	0	0	0	0	0	0	0	0	0
M.Slater	0	0	0	0	0	0	0	0	0	0	0	1	0	0	0	0	0	0	0	0
D.Amendola	0	0	0	0	0	0	0	0	0	0	0	0	0	0	0	0	1	0	0	0
J.White	0	0	0	0	0	0	0	0	0	0	0	0	0	0	0	0	0	0	0	1
L.Blount	0	0	0	0	0	0	0	0	0	0	0	0	0	0	0	0	0	0	0	1
Total	38	8	46	0	0	1	3	2	5	2	2	1	0	0	0	0	1	0	0	2

Miami Dolphins vs New England Patriots
9/18/2016 at Gillette Stadium

First Half Summary

PERIOD SCORES

Dolphins	0 3 = 3
Patriots	14 10 = 24

TIME OF POSSESSION

Dolphins	8:52
Patriots	21:08

Scoring Plays

Team	Qtr	Time	Play Description (Extra Point) (Drive Info)	Visitor	Home
Patriots	1	10:53	D.Amendola 12 yd. pass from J.Garoppolo (S.Gostkowski kick) (8-75, 4:07)	0	7
Patriots	1	6:22	M.Bennett 20 yd. pass from J.Garoppolo (S.Gostkowski kick) (7-75, 3:10)	0	14
Patriots	2	13:10	D.Amendola 10 yd. pass from J.Garoppolo (S.Gostkowski kick) (12-76, 6:21)	0	21
Patriots	2	2:48	S.Gostkowski 34 yd. Field Goal (9-36, 3:01)	0	24
Dolphins	2	0:00	A.Franks 27 yd. Field Goal (9-77, 0:58)	3	24

	Miami Dolphins	New England Patriots
TOTAL FIRST DOWNS	7	17
First Downs Rushing-Passing-by Penalty	0 - 6 - 1	4 - 11 - 2
THIRD DOWN EFFICIENCY	1-5-20%	5-9-56%
TOTAL NET YARDS	149	290
Total Offensive Plays	27	46
NET YARDS RUSHING	33	56
NET YARDS PASSING	116	234
Gross Yards Passing	116	234
Times thrown-yards lost attempting to pass	0-0	0-0
Pass Attempts-Completions-Had Intercepted	18 - 10 - 1	29 - 18 - 0
Punts-Number and Average	4 - 49.8	2 - 31.5
Penalties-Number and Yards	2 - 20	4 - 25
Fumbles-Number and Lost	2 - 1	1 - 1
Red Zone Efficiency	0-1-0%	2-3-67%
Average Drive Start	MIA 22	NE 37

Miami Dolphins

New England Patriots

RUSHING						RUSHING					
	ATT	YDS	AVG	LG	TD		ATT	YDS	AVG	LG	TD
R.Tannehill	4	12	3.0	8	0	L.Blount	14	31	2.2	10	0
J.Ajayi	2	12	6.0	8	0	J.White	2	18	9.0	16	0
A.Foster	3	9	3.0	5	0	D.Foster	1	7	7.0	7	0
Total	9	33	3.7	8	0	Total	17	56	3.3	16	0

PASSING									PASSING								
	ATT	CMP	YDS	SK/YD	TD	LG	IN	RT		ATT	CMP	YDS	SK/YD	TD	LG	IN	RT
R.Tannehill	18	10	116	0/0	0	25	1	52.1	J.Garoppolo	27	18	234	0/0	3	26	0	130.8
									J.Brissett	2	0	0	0/0	0	0	0	39.6
Total	18	10	116	0/0	0	25	1	52.1	Total	29	18	234	0/0	3	26	0	121.9

PASS RECEIVING								PASS RECEIVING												
	TAR	REC	YDS	AVG	LG	TD		TAR	REC	YDS	AVG	LG	TD		TAR	REC	YDS	AVG	LG	TD
J.Landry	5	4	58	14.5	25	0	J.Edelman	10	6	69	11.5	19	0	D.Amendola	4	4	50	12.5	15	2
J.Cameron	4	2	18	9.0	13	0	C.Hogan	4	3	47	15.7	24	0	M.Bennett	3	2	46	23.0	26	1
J.Ajayi	2	2	15	7.5	8	0	M.Mitchell	2	1	15	15.0	15	0	J.White	3	1	5	5.0	5	0
D.Sims	1	1	21	21.0	21	0	D.Foster	2	1	2	2.0	2	0	M.Slater	1	0	0	0.0	0	0
K.Drake	1	1	4	4.0	4	0	Total	29	18	234	13.0	26	3							
D.Parker	4	0	0	0.0	0	0														
K.Stills	1	0	0	0.0	0	0														
Total	18	10	116	11.6	25	0														

Miami Dolphins

Regular Defensive Plays

Special Teams

Misc

	TKL	AST	COMB	SK	/ YDS	TFL	Q	IN	PD	FF	FR	TKL	AST	FF	FR	BL	TKL	AST	FF	FR	
R.Jones	2	4	6	0	0	0	0	0	0	0	0	0	0	0	0	0	0	0	0	0	0
N.Suh	0	6	6	0	0	0	0	0	0	0	0	0	0	0	0	0	0	0	0	0	0
K.Misi	2	3	5	0	0	0	0	0	0	0	0	0	0	0	0	0	0	0	0	0	0
I.Abdul-Quddus	3	1	4	0	0	0	0	0	0	0	0	0	0	0	0	0	0	0	0	0	0
Total	7	14	21	0	0	0	0	0	0	0	0	0	0	0	0	0	0	0	0	0	0

First Half Summary

New England Patriots	Regular Defensive Plays											Special Teams					Misc				
	TKL	AST	COMB	SK	/ YDS	TFL	QH	IN	PD	FF	FR	TKL	AST	FF	FR	BL	TKL	AST	FF	FR	
P.Chung	5	0	5	0	0	0	0	0	0	0	0	0	0	0	0	0	0	0	0	0	0
L.Ryan	3	0	3	0	0	0	0	0	0	0	1	0	0	0	0	0	0	0	0	0	0
M.Butler	2	0	2	0	0	0	0	0	1	0	0	0	0	0	0	0	0	0	0	0	0
J.Collins	2	0	2	0	0	0	0	1	1	0	0	0	0	0	0	0	0	0	0	0	0
Total	12	0	12	0	0	0	0	1	2	1	0	0	0	0	0	0	0	0	0	0	0

First Quarter

9/18/2016

Play By Play

MIA wins the coin toss and elects to defer. NE elects to Receive, and MIA elects to defend the north goal.

A.Franks kicks 65 yards from MIA 35 to end zone, Touchback.

New England Patriots at 15:00

1-10-NE 25	(15:00) (Shotgun) C.Fleming reported in as eligible. J.Garoppolo pass short middle to J.Edelman to NE 38 for 13 yards (R.Jones; X.Howard).	P1
<u>1-10-NE 38</u>	(14:30) (Shotgun) L.Blount up the middle to NE 48 for 10 yards (R.Jones; M.Thomas).	R2
<u>1-10-NE 48</u>	(13:59) (Shotgun) L.Blount up the middle to NE 47 for -1 yards (J.Jenkins).	
2-11-NE 47	(13:22) (Shotgun) J.Garoppolo pass short right to D.Foster to NE 49 for 2 yards (X.Howard; R.Jones).	
3-9-NE 49	(12:40) (Shotgun) J.Garoppolo pass short left to J.Edelman pushed ob at MIA 40 for 11 yards (B.Maxwell).	P3
<u>1-10-MIA 40</u>	(12:15) (Shotgun) J.Garoppolo pass short right to M.Bennett to MIA 14 for 26 yards (T.Fede).	P4
<u>1-10-MIA 14</u>	(11:39) (Shotgun) L.Blount left tackle to MIA 12 for 2 yards (J.Warmsley; C.Jones).	
2-8-MIA 12	(11:02) (Shotgun) J.Garoppolo pass short middle to D.Amendola for 12 yards, TOUCHDOWN.	P5
	S.Gostkowski extra point is GOOD, Center-J.Cardona, Holder-R.Allen.	

MIA 0 NE 7, 8 plays, 75 yards, 4:07 drive, 4:07 elapsed
--

S.Gostkowski kicks 65 yards from NE 35 to end zone, Touchback.

Miami Dolphins at 10:53

1-10-MIA 25	(10:53) R.Tannehill pass short right to K.Stills to MIA 34 for 9 yards (J.Collins).	
	<i>PENALTY on NE-J.Freeny, Defensive Holding, 5 yards, enforced at MIA 25 - No Play.</i>	X1
<u>1-10-MIA 30</u>	(10:27) A.Foster right end pushed ob at MIA 33 for 3 yards (P.Chung).	
2-7-MIA 33	(9:53) (Shotgun) R.Tannehill pass incomplete deep right to K.Stills [C.Long].	
3-7-MIA 33	(9:47) (Shotgun) R.Tannehill pass incomplete short right to J.Cameron.	
4-7-MIA 33	(9:42) M.Darr punts 49 yards to NE 18, Center-J.Denney. D.Amendola to NE 25 for 7 yards (N.Hewitt).	

New England Patriots at 9:32

1-10-NE 25	(9:32) J.Garoppolo pass short right to C.Hogan pushed ob at NE 44 for 19 yards (X.Howard).	P6
<u>1-10-NE 44</u>	(9:02) (Shotgun) J.Garoppolo pass short left to J.Edelman to MIA 47 for 9 yards (I.Abdul-Quddus).	
2-1-MIA 47	(8:24) L.Blount right guard to MIA 45 for 2 yards (K.Misi).	R7
<u>1-10-MIA 45</u>	(7:51) (Shotgun) J.Garoppolo pass deep middle to C.Hogan to MIA 21 for 24 yards (I.Abdul-Quddus).	P8
<u>1-10-MIA 21</u>	(7:08) L.Blount left tackle to MIA 20 for 1 yard (K.Misi; N.Suh).	
2-9-MIA 20	(6:31) (Shotgun) J.Garoppolo pass incomplete short middle to J.White (J.Jenkins).	
3-9-MIA 20	(6:27) (Shotgun) J.Garoppolo pass deep middle to M.Bennett for 20 yards, TOUCHDOWN.	P9
	S.Gostkowski extra point is GOOD, Center-J.Cardona, Holder-R.Allen.	

MIA 0 NE 14, 7 plays, 75 yards, 3:10 drive, 8:38 elapsed

S.Gostkowski kicks 65 yards from NE 35 to end zone, Touchback.

Miami Dolphins at 6:22

1-10-MIA 25	(6:22) A.Foster left tackle to MIA 30 for 5 yards (J.Sheard).	
2-5-MIA 30	(5:41) R.Tannehill scrambles left end to MIA 34 for 4 yards (S.McClellin).	
3-1-MIA 34	(5:12) (No Huddle) R.Tannehill up the middle to MIA 34 for no gain (P.Chung).	
4-1-MIA 34	(4:38) M.Darr punts 42 yards to NE 24, Center-J.Denney, fair catch by D.Amendola.	

New England Patriots at 4:31

1-10-NE 24	(4:31) (Shotgun) J.Garoppolo pass short middle to J.Edelman to NE 33 for 9 yards (B.Maxwell; J.Jenkins).	
2-1-NE 33	(3:55) (Shotgun) L.Blount right guard to NE 36 for 3 yards (J.Warmsley).	R10
<u>1-10-NE 36</u>	(3:19) J.Garoppolo pass incomplete deep middle to M.Slater.	
2-10-NE 36	(3:12) (Shotgun) J.Garoppolo pass short middle to D.Amendola to NE 49 for 13 yards (I.Abdul-Quddus).	P11
<u>1-10-NE 49</u>	(2:35) L.Blount up the middle to MIA 48 for 3 yards (T.Fede; X.Howard).	
2-7-MIA 48	(2:02) J.Garoppolo pass incomplete deep left to C.Hogan.	
3-7-MIA 48	(1:54) (Shotgun) J.Garoppolo pass short middle to J.Edelman to MIA 29 for 19 yards (K.Misi).	P12
<u>1-10-MIA 29</u>	(1:12) J.Garoppolo pass short right to M.Bennett pushed ob at MIA 34 for -5 yards (R.Jones).	
	<i>PENALTY on NE-M.Cannon, Offensive Holding, 10 yards, enforced at MIA 29 - No Play.</i>	
1-20-MIA 39	(:42) (Shotgun) D.Foster left end to MIA 32 for 7 yards (R.Jones). lateral	

Miami Dolphins vs New England Patriots at Gillette Stadium

END OF QUARTER

	Score	Time Poss	First Downs				Efficiencies	
			R	P	X	T	3 Down	4 Down
Miami Dolphins	0	3:12	0	0	1	1	0/2	0/0
New England Patriots	14	11:48	3	9	0	12	3/3	0/0

Second Quarter

9/18/2016

Play By Play

New England Patriots continued.

- 2-13-MIA 32 (15:00) (Shotgun) J.White up the middle to MIA 16 for 16 yards (I.Abdul-Quddus; K.Alonso). R13
- 1-10-MIA 16 (14:27) (Shotgun) L.Blount left guard to MIA 18 for -2 yards (N.Suh; J.Phillips).
- 2-12-MIA 18 (13:48) (Shotgun) J.Garoppolo pass short left to J.Edelman pushed ob at MIA 10 for 8 yards (M.Thomas).
- 3-4-MIA 10 (13:14) (Shotgun) **J.Garoppolo pass short middle to D.Amendola for 10 yards, TOUCHDOWN. NE 80-Amendola 1st multiple TD game of his career.** P14
S.Gostkowski extra point is GOOD, Center-J.Cardona, Holder-R.Allen.

MIA 0 NE 21, 12 plays, 76 yards, 6:21 drive, 1:50 elapsed
--

S.Gostkowski kicks 70 yards from NE 35 to MIA -5. K.Drake to MIA 10 for 15 yards (M.Slater).

Miami Dolphins at 13:10, (1st play from scrimmage 13:07)

- 1-10-MIA 10 (13:07) A.Foster right tackle to MIA 11 for 1 yard (V.Valentine).
- 2-9-MIA 11 (12:28) (Shotgun) R.Tannehill pass short left to K.Drake pushed ob at MIA 15 for 4 yards (J.Collins).
- 3-5-MIA 15 (11:50) (Shotgun) R.Tannehill pass incomplete deep left to J.Cameron.
- 4-5-MIA 15 (11:44) M.Darr punts 52 yards to NE 33, Center-J.Denney. D.Amendola to MIA 48 for 19 yards (S.Paysinger; M.Gray).

New England Patriots at 11:33

- 1-10-MIA 48 (11:33) J.Garoppolo pass short left to C.Hogan to MIA 44 for 4 yards (J.Jenkins).
- 2-6-MIA 44 (10:59) (Shotgun) J.White up the middle to MIA 42 for 2 yards (N.Suh; J.Jenkins).
- 3-4-MIA 42 (10:18) (Shotgun) J.Garoppolo pass incomplete deep left to J.White.
- 4-4-MIA 42 (10:18) (Punt formation) *PENALTY on NE-B.Mingo, False Start, 5 yards, enforced at MIA 42 - No Play.*
- 4-9-MIA 47 (10:13) R.Allen punts 33 yards to MIA 14, Center-J.Cardona, downed by NE-B.Bolden.

Miami Dolphins at 10:02

- 1-10-MIA 14 (10:02) (Shotgun) R.Tannehill pass short middle to J.Landry to MIA 35 for 21 yards (M.Butler). P2
- 1-10-MIA 35 (9:29) (No Huddle, Shotgun) R.Tannehill pass incomplete deep left to D.Parker (D.McCourty).
- 2-10-MIA 35 (9:23) (No Huddle, Shotgun) J.Ajayi left end pushed ob at MIA 39 for 4 yards (B.Mingo).
- 3-6-MIA 39 (8:58) (No Huddle, Shotgun) R.Tannehill FUMBLES (Aborted) at MIA 39, and recovers at MIA 20. R.Tannehill to MIA 20 for no gain (C.Long).
- 4-25-MIA 20 (8:19) M.Darr punts 56 yards to NE 24, Center-J.Denney. D.Amendola to NE 31 for 7 yards (M.Hull).

New England Patriots at 8:09

- 1-10-NE 31 (8:09) (Shotgun) J.Garoppolo pass incomplete short left to M.Mitchell.
- 2-10-NE 31 (8:04) (Shotgun) J.Garoppolo pass short left to J.White to NE 36 for 5 yards (B.Maxwell; K.Alonso).
- 3-5-NE 36 (7:24) (Shotgun) J.Garoppolo sacked at NE 30 for -6 yards (C.Wake).
PENALTY on MIA-X.Howard, Illegal Use of Hands, 5 yards, enforced at NE 36 - No Play. X15
- 1-10-NE 41 (7:00) L.Blount up the middle to NE 43 for 2 yards (N.Suh; C.Jones).
- 2-8-NE 43 (6:20) (Shotgun) J.Garoppolo pass incomplete deep right to J.Edelman.
- 3-8-NE 43 (6:14) (Shotgun) J.Garoppolo pass short middle to D.Amendola to MIA 42 for 15 yards (B.McCain). FUMBLES (B.McCain), RECOVERED by MIA-K.Alonso at MIA 42. K.Alonso to MIA 42 for no gain (D.Amendola).

Miami Dolphins at 6:02

- 1-10-MIA 42 (6:02) (Shotgun) R.Tannehill pass incomplete deep right to D.Parker.
- 2-10-MIA 42 (5:58) R.Tannehill pass short left to J.Landry to MIA 48 for 6 yards (L.Ryan). FUMBLES (L.Ryan), RECOVERED by NE-C.Long at NE 48. C.Long to NE 48 for no gain (K.Stills).

New England Patriots at 5:49

- 1-10-NE 48 (5:49) (Shotgun) J.Garoppolo pass incomplete short right to D.Foster.
- 2-10-NE 48 (5:45) (Shotgun) J.Garoppolo pass incomplete short left to J.Edelman.
PENALTY on MIA-I.Abdul-Quddus, Unnecessary Roughness, 15 yards, enforced at NE 48. X16
- 1-10-MIA 37 (5:41) (Shotgun) J.Garoppolo pass incomplete short right to M.Bennett.
- 2-10-MIA 37 (5:38) L.Blount right guard to MIA 36 for 1 yard (N.Suh; J.Jones).
- 3-9-MIA 36 (4:57) (Shotgun) J.Garoppolo pass short right to M.Mitchell to MIA 21 for 15 yards (R.Jones) [K.Alonso]. NE-J.Garoppolo was injured during the play. He is Out. P17
Timeout #1 by NE at 04:04.
- 1-10-MIA 21 (4:02) NE 7-Brissett now at QB. (Shotgun) L.Blount right guard to MIA 17 for 4 yards (K.Misi; J.Jones).
- 2-6-MIA 17 (3:32) (Shotgun) L.Blount right tackle to MIA 16 for 1 yard (K.Misi; J.Phillips).
- 3-5-MIA 16 (2:56) J.Brissett pass incomplete short right to J.Edelman.
- 4-5-MIA 16 (2:52) **S.Gostkowski 34 yard field goal is GOOD, Center-J.Cardona, Holder-R.Allen.**

MIA 0 NE 24, 9 plays, 36 yards, 1 penalty, 3:01 drive, 12:12 elapsed

Miami Dolphins vs New England Patriots at Gillette Stadium

S.Gostkowski kicks 65 yards from NE 35 to end zone, Touchback.

Miami Dolphins at 2:48

1-10-MIA 25 (2:48) (Shotgun) J.Ajayi right guard to MIA 33 for 8 yards (J.Collins).

2-2-MIA 33 (2:20) (No Huddle, Shotgun) R.Tannehill pass short left to J.Cameron pushed ob at MIA 46 for 13 yards (P.Chung). P3

1-10-MIA 46 (2:05) (No Huddle, Shotgun) R.Tannehill pass short right to J.Ajayi to NE 46 for 8 yards (L.Ryan).

Two-Minute Warning

2-2-NE 46 (1:58) (Shotgun) R.Tannehill pass short middle intended for J.Landry INTERCEPTED by J.Collins [C.Long] at NE 38. J.Collins pushed ob at MIA 49 for 13 yards (J.Landry; J.Ajayi).

New England Patriots at 1:49

1-10-MIA 49 (1:49) L.Blount left guard to MIA 46 for 3 yards (R.Jones; N.Suh).

2-7-MIA 46 (1:19) L.Blount up the middle to MIA 44 for 2 yards (M.Williams).

Timeout #1 by MIA at 01:09.

3-5-MIA 44 (1:09) (Shotgun) J.Brissett pass incomplete short left to J.Edelman.

4-5-MIA 44 (1:05) R.Allen punts 30 yards to MIA 14, Center-J.Cardona, fair catch by J.Landry.

Miami Dolphins at 0:58

1-10-MIA 14 (:58) (Shotgun) *PENALTY on NE, Defensive 12 On-field, 5 yards, enforced at MIA 14 - No Play.*

1-5-MIA 19 (:58) (Shotgun) R.Tannehill pass short right to J.Ajayi pushed ob at MIA 26 for 7 yards (L.Ryan). P4

1-10-MIA 26 (:53) (No Huddle, Shotgun) R.Tannehill pass incomplete short right to D.Parker (M.Butler).

2-10-MIA 26 (:49) (No Huddle, Shotgun) R.Tannehill pass short left to J.Landry pushed ob at MIA 32 for 6 yards (J.Coleman).

3-4-MIA 32 (:41) (No Huddle, Shotgun) R.Tannehill pass short right to J.Cameron pushed ob at MIA 37 for 5 yards (P.Chung) [J.Sheard]. P5

1-10-MIA 37 (:34) (No Huddle, Shotgun) R.Tannehill scrambles left end ran ob at MIA 45 for 8 yards.

2-2-MIA 45 (:26) (No Huddle, Shotgun) R.Tannehill pass short left to D.Sims to NE 34 for 21 yards (P.Chung). P6

Timeout #2 by MIA at 00:18.

1-10-NE 34 (:18) (Shotgun) R.Tannehill pass deep right to J.Landry to NE 9 for 25 yards (M.Butler). P7

Timeout #3 by MIA at 00:11.

1-9-NE 9 (:11) (Shotgun) R.Tannehill pass incomplete short right to D.Parker.

2-9-NE 9 (:05) **A.Franks 27 yard field goal is GOOD, Center-J.Denney, Holder-M.Darr.**

MIA 3 NE 24, 9 plays, 77 yards, 1 penalty, 0:58 drive, 15:00 elapsed

END OF QUARTER

	Score	Time Poss	First Downs				Efficiencies	
			R	P	X	T	3 Down	4 Down
Miami Dolphins	3	5:40	0	6	0	6	1/3	0/0
New England Patriots	24	9:20	1	2	2	5	2/6	0/0

Third Quarter

9/18/2016

Play By Play

MIA elects to Receive, and NE elects to defend the South goal.

S.Gostkowski kicks 65 yards from NE 35 to end zone, Touchback.

Miami Dolphins at 15:00

1-10-MIA 25	(15:00) (Shotgun) R.Tannehill pass short right to J.Landry to MIA 28 for 3 yards (P.Chung). <i>PENALTY on MIA-K.Stills, Offensive Holding, 10 yards, enforced at MIA 25 - No Play.</i>	
1-20-MIA 15	(14:44) (Shotgun) R.Tannehill pass short right to J.Cameron to MIA 27 for 12 yards (P.Chung).	
2-8-MIA 27	(13:58) (No Huddle, Shotgun) R.Tannehill pass short middle to J.Landry to MIA 34 for 7 yards (M.Butler).	
3-1-MIA 34	(13:17) (Shotgun) R.Tannehill pass short left to D.Parker ran ob at NE 48 for 18 yards.	P8
<u>1-10-NE 48</u>	(12:52) (No Huddle, Shotgun) J.Ajayi up the middle to NE 47 for 1 yard (A.Branch; T.Flowers).	
2-9-NE 47	(12:21) (No Huddle, Shotgun) R.Tannehill pass short middle to D.Parker to NE 34 for 13 yards (L.Ryan).	P9
<u>1-10-NE 34</u>	(11:41) (No Huddle, Shotgun) J.Ajayi left tackle to NE 34 for no gain (J.Freeny). FUMBLES (J.Freeny), RECOVERED by NE-T.Flowers at NE 32.	

New England Patriots at 11:35

1-10-NE 32	(11:35) J.Brissett pass short left to M.Bennett to MIA 31 for 37 yards (I.Abdul-Quddus; K.Alonso).	P18
<u>1-10-MIA 31</u>	(10:53) L.Blount right guard to MIA 30 for 1 yard (K.Alonso).	
2-9-MIA 30	(10:22) (Shotgun) J.Brissett pass short left to J.White to MIA 16 for 14 yards (K.Alonso; B.Maxwell). <i>PENALTY on NE-J.Thuney, Offensive Holding, 10 yards, enforced at MIA 30 - No Play.</i>	
2-19-MIA 40	(9:57) (Shotgun) J.Brissett pass short right to M.Bennett to MIA 25 for 15 yards (I.Abdul-Quddus).	
3-4-MIA 25	(9:16) (Shotgun) J.Brissett pass short right to J.Edelman to MIA 18 for 7 yards (B.McCain).	P19
<u>1-9-MIA 9</u>	(8:46) (Shotgun) L.Blount right tackle for 9 yards, TOUCHDOWN. S.Gostkowski extra point is GOOD, Center-J.Cardona, Holder-R.Allen.	X20 R21

MIA 3 NE 31, 5 plays, 68 yards, 1 penalty, 2:51 drive, 6:16 elapsed
--

S.Gostkowski kicks 65 yards from NE 35 to end zone, Touchback.

Miami Dolphins at 8:44

1-10-MIA 25	(8:44) (Shotgun) R.Tannehill pass short right to D.Parker to MIA 30 for 5 yards (M.Butler; E.Roberts).	
2-5-MIA 30	(8:08) (No Huddle, Shotgun) R.Tannehill pass deep right to D.Parker to NE 42 for 28 yards (L.Ryan).	P10
<u>1-10-NE 42</u>	(7:31) (No Huddle, Shotgun) R.Tannehill pass short right to K.Drake to NE 40 for 2 yards (C.Long).	
2-8-NE 40	(6:49) (No Huddle, Shotgun) R.Tannehill pass incomplete short left to J.Landry.	
3-8-NE 40	(6:46) (Shotgun) R.Tannehill pass short right to J.Ajayi to NE 29 for 11 yards (J.Collins). NE-P.Chung was injured during the play.	P11
<u>1-10-NE 29</u>	(6:27) (No Huddle, Shotgun) R.Tannehill pass short right to D.Parker to NE 24 for 5 yards (L.Ryan).	
2-5-NE 24	(5:52) (No Huddle, Shotgun) R.Tannehill pass deep left to K.Stills for 24 yards, TOUCHDOWN. A.Franks extra point is GOOD, Center-J.Denney, Holder-M.Darr.	P12

MIA 10 NE 31, 7 plays, 75 yards, 2:59 drive, 9:15 elapsed
--

A.Franks kicks 65 yards from MIA 35 to end zone, Touchback.

New England Patriots at 5:45

1-10-NE 25	(5:45) L.Blount up the middle to NE 26 for 1 yard (K.Alonso; K.Misi).	
2-9-NE 26	(5:16) J.Brissett scrambles right end to NE 36 for 10 yards (K.Alonso).	R22
<u>1-10-NE 36</u>	(4:39) (Shotgun) L.Blount right guard to NE 48 for 12 yards (A.Branch; R.Jones).	R23
<u>1-10-NE 48</u>	(3:58) J.Brissett sacked at NE 40 for -8 yards (J.Jones).	
2-18-NE 40	(3:17) (Shotgun) J.White up the middle to NE 36 for -4 yards (N.Suh).	
3-22-NE 36	(2:43) (Shotgun) J.Brissett pass short left to J.White to NE 41 for 5 yards (R.Jones). injured official	
4-17-NE 41	(2:18) R.Allen punts 37 yards to MIA 22, Center-J.Cardona, downed by NE-B.Bolden. <i>PENALTY on MIA-M.Thomas, Illegal Block Above the Waist, 10 yards, enforced at MIA 22.</i>	

Miami Dolphins at 2:04

1-10-MIA 12	(2:04) K.Drake right end to MIA 17 for 5 yards (J.Freeny; A.Branch).	
2-5-MIA 17	(1:30) (No Huddle, Shotgun) R.Tannehill pass short right to D.Parker to MIA 21 for 4 yards (J.Freeny).	
3-1-MIA 21	(:52) (No Huddle, Shotgun) R.Tannehill pass deep left to J.Landry pushed ob at NE 46 for 33 yards (M.Butler).	P13
<u>1-10-NE 46</u>	(:23) (Shotgun) R.Tannehill pass short left to J.Landry pushed ob at NE 32 for 14 yards (M.Butler).	P14

Miami Dolphins vs New England Patriots at Gillette Stadium

END OF QUARTER

	Time	First Downs				Efficiencies		
Score	Poss	R	P	X	T	3 Down	4 Down	
Miami Dolphins	10	8:28	0	7	0	7	3/3	0/0
New England Patriots	31	6:32	3	2	1	6	1/2	0/0

Fourth Quarter

9/18/2016

Play By Play

Miami Dolphins continued.

<u>1-10-NE 32</u>	(15:00) (Shotgun) R.Tannehill pass incomplete deep left to D.Parker. <i>PENALTY on NE-L.Ryan, Defensive Pass Interference, 20 yards, enforced at NE 32 - No Play.</i>	X15
<u>1-10-NE 12</u>	(14:55) (No Huddle, Shotgun) R.Tannehill pass short middle to J.Cameron for 12 yards, TOUCHDOWN. NE-J.Collins was injured during the play. A.Franks extra point is GOOD, Center-J.Denney, Holder-M.Darr.	P16

MIA 17 NE 31, 5 plays, 88 yards, 1 penalty, 2:13 drive, 0:09 elapsed

A.Franks kicks 64 yards from MIA 35 to NE 1. M.Slater to NE 19 for 18 yards (M.Hull).

New England Patriots at 14:51, (1st play from scrimmage 14:45)

1-10-NE 19	(14:45) L.Blount left end to NE 45 for 26 yards (N.Suh; J.Jenkins).	R24
<u>1-10-NE 45</u>	(14:00) (Shotgun) L.Blount up the middle to NE 48 for 3 yards (R.Jones).	
2-7-NE 48	(13:34) J.Brissett pass short left to C.Hogan pushed ob at MIA 40 for 12 yards (X.Howard).	P25
<u>1-10-MIA 40</u>	(13:09) L.Blount left tackle to MIA 35 for 5 yards (K.Misi).	
2-5-MIA 35	(12:33) (Shotgun) J.Brissett scrambles left end to MIA 28 for 7 yards. <i>PENALTY on NE-J.Thuney, Offensive Holding, 10 yards, enforced at MIA 35 - No Play.</i>	
2-15-MIA 45	(12:03) (Shotgun) J.Brissett sacked at NE 47 for -8 yards (M.Thomas). FUMBLES (M.Thomas), recovered by NE-J.White at NE 41. J.White to NE 41 for no gain (C.Jones).	
3-29-NE 41	(11:18) (Shotgun) J.White right guard to NE 46 for 5 yards (N.Suh). MIA-R.Jones was injured during the play.	
4-24-NE 46	(10:58) R.Allen punts 28 yards to MIA 26, Center-J.Cardona, downed by NE-S.McClellin.	

Miami Dolphins at 10:49

1-10-MIA 26	(10:49) R.Tannehill pass short middle to J.Cameron to MIA 33 for 7 yards (J.Collins).	
2-3-MIA 33	(10:22) (No Huddle) J.Ajayi up the middle to MIA 34 for 1 yard (M.Brown; S.McClellin).	
3-2-MIA 34	(9:44) (No Huddle, Shotgun) R.Tannehill pass short left to J.Landry to MIA 39 for 5 yards (J.Coleman).	P17
<u>1-10-MIA 39</u>	(9:18) (No Huddle, Shotgun) R.Tannehill pass short middle to D.Parker to NE 48 for 13 yards (M.Butler).	P18
<u>1-10-NE 48</u>	(8:46) (No Huddle, Shotgun) R.Tannehill pass short left to J.Landry to NE 33 for 15 yards (M.Butler).	P19
<u>1-10-NE 33</u>	(8:01) (No Huddle, Shotgun) R.Tannehill pass short right to J.Ajayi to NE 28 for 5 yards (J.Collins).	
2-5-NE 28	(7:24) (No Huddle, Shotgun) R.Tannehill pass short left to K.Stills to NE 13 for 15 yards (D.Harmon).	P20
<u>1-10-NE 13</u>	(6:46) (No Huddle, Shotgun) R.Tannehill scrambles right end to NE 7 for 6 yards (A.Branch). Timeout #1 by NE at 06:11.	
2-4-NE 7	(6:10) K.Drake right end for 7 yards, TOUCHDOWN. A.Franks extra point is GOOD, Center-J.Denney, Holder-M.Darr.	R21

MIA 24 NE 31, 9 plays, 74 yards, 4:43 drive, 8:54 elapsed
--

A.Franks kicks 65 yards from MIA 35 to end zone, Touchback.

New England Patriots at 6:06

1-10-NE 25	(6:06) L.Blount left end to NE 31 for 6 yards (N.Suh).	
2-4-NE 31	(5:30) L.Blount left end to NE 38 for 7 yards (K.Alonso). NE 29-Blount 11th career 100-yard game.	R26
<u>1-10-NE 38</u>	(4:52) (Shotgun) J.Brissett pass incomplete short right to C.Hogan.	
2-10-NE 38	(4:45) L.Blount left end to NE 47 for 9 yards (B.Maxwell). FUMBLES (B.Maxwell), and recovers at NE 47.	
3-1-NE 47	(4:25) J.Brissett up the middle to NE 48 for 1 yard (N.Suh).	R27
<u>1-10-NE 48</u>	(3:53) L.Blount left tackle to NE 49 for 1 yard (K.Alonso; K.Misi).	
2-9-NE 49	(3:17) J.Brissett pass short right to M.Bennett to MIA 35 for 16 yards (K.Alonso; I.Abdul-Quddus). NE 88-Bennett 3rd career 100-yard game.	P28
<u>1-10-MIA 35</u>	(2:35) L.Blount up the middle to MIA 26 for 9 yards (K.Alonso; B.Maxwell). Timeout #1 by MIA at 02:17.	
2-1-MIA 26	(2:17) J.Brissett up the middle to MIA 24 for 2 yards (K.Misi).	R29

Two-Minute Warning

<u>1-10-MIA 24</u>	(2:00) L.Blount left tackle to MIA 27 for -3 yards (K.Alonso). Timeout #2 by MIA at 01:55.	
2-13-MIA 27	(1:55) L.Blount up the middle to MIA 27 for no gain (N.Suh; I.Abdul-Quddus). Timeout #3 by MIA at 01:52.	
3-13-MIA 27	(1:52) L.Blount left end to MIA 21 for 6 yards (N.Hewitt).	
4-7-MIA 21	(1:08) S.Gostkowski 39 yard field goal is No Good, Wide Right, Center-J.Cardona, Holder-R.Allen.	

Miami Dolphins at 1:04

Miami Dolphins vs New England Patriots at Gillette Stadium

1-10-MIA 29	(1:04) (Shotgun) R.Tannehill pass short middle to D.Parker to MIA 49 for 20 yards (D.McCourty).	P22
<u>1-10-MIA 49</u>	(:42) (No Huddle, Shotgun) R.Tannehill pass incomplete short middle to J.Landry (C.Long).	
2-10-MIA 49	(:38) (Shotgun) R.Tannehill scrambles right guard to NE 34 for 17 yards (L.Ryan).	R23
<u>1-10-NE 34</u>	(:21) R.Tannehill spiked the ball to stop the clock.	
2-10-NE 34	(:19) (Shotgun) R.Tannehill pass short right to J.Landry ran ob at NE 29 for 5 yards.	
3-5-NE 29	(:15) (Shotgun) R.Tannehill pass incomplete deep right to K.Stills.	
4-5-NE 29	(:09) (Shotgun) R.Tannehill pass deep left intended for D.Parker INTERCEPTED by D.Harmon at NE -9. Touchback.	

New England Patriots at 0:02

1-10-NE 20 (:02) J.Brissett kneels to NE 19 for -1 yards.

END OF QUARTER

	Score	Time Poss	First Downs				Efficiencies	
			R	P	X	T	3 Down	4 Down
Miami Dolphins	24	5:54	2	6	1	9	1/2	0/1
New England Patriots	31	9:06	4	2	0	6	1/3	0/0

Miscellaneous Statistics Report

Miami Dolphins vs New England Patriots
9/18/2016 at Gillette Stadium

Ten Longest Plays for Miami Dolphins

Yards	Qtr	Play Start	Play Description
33	3	3-1-MIA 21	(:52) (No Huddle, Shotgun) R.Tannehill pass deep left to J.Landry pushed ob at NE 46 for 33 yards (M.Butler).
28	3	2-5-MIA 30	(8:08) (No Huddle, Shotgun) R.Tannehill pass deep right to D.Parker to NE 42 for 28 yards (L.Ryan).
25	2	1-10-NE 34	(:18) (Shotgun) R.Tannehill pass deep right to J.Landry to NE 9 for 25 yards (M.Butler).
24	3	2-5-NE 24	(5:52) (No Huddle, Shotgun) R.Tannehill pass deep left to K.Stills for 24 yards, TOUCHDOWN.
21	2	1-10-MIA 14	(10:02) (Shotgun) R.Tannehill pass short middle to J.Landry to MIA 35 for 21 yards (M.Butler).
21	2	2-2-MIA 45	(:26) (No Huddle, Shotgun) R.Tannehill pass short left to D.Sims to NE 34 for 21 yards (P.Chung).
20	4	1-10-MIA 29	(1:04) (Shotgun) R.Tannehill pass short middle to D.Parker to MIA 49 for 20 yards (D.McCourty).
18	3	3-1-MIA 34	(13:17) (Shotgun) R.Tannehill pass short left to D.Parker ran ob at NE 48 for 18 yards.
17	4	2-10-MIA 49	(:38) (Shotgun) R.Tannehill scrambles right guard to NE 34 for 17 yards (L.Ryan).
15	4	1-10-NE 48	(8:46) (No Huddle, Shotgun) R.Tannehill pass short left to J.Landry to NE 33 for 15 yards (M.Butler).

Ten Longest Plays for New England Patriots

Yards	Qtr	Play Start	Play Description
37	3	1-10-NE 32	(11:35) J.Brissett pass short left to M.Bennett to MIA 31 for 37 yards (I.Abdul-Quddus; K.Alonso).
26	1	1-10-MIA 40	(12:15) (Shotgun) J.Garoppolo pass short right to M.Bennett to MIA 14 for 26 yards (T.Fede).
26	4	1-10-NE 19	(14:45) L.Blount left end to NE 45 for 26 yards (N.Suh; J.Jenkins).
24	1	1-10-MIA 45	(7:51) (Shotgun) J.Garoppolo pass deep middle to C.Hogan to MIA 21 for 24 yards (I.Abdul-Quddus).
20	1	3-9-MIA 20	(6:27) (Shotgun) J.Garoppolo pass deep middle to M.Bennett for 20 yards, TOUCHDOWN.
19	1	1-10-NE 25	(9:32) J.Garoppolo pass short right to C.Hogan pushed ob at NE 44 for 19 yards (X.Howard).
19	1	3-7-MIA 48	(1:54) (Shotgun) J.Garoppolo pass short middle to J.Edelman to MIA 29 for 19 yards (K.Misi).
16	2	2-13-MIA 32	(15:00) (Shotgun) J.White up the middle to MIA 16 for 16 yards (I.Abdul-Quddus; K.Alonso).
16	3	3-4-MIA 25	(9:16) (Shotgun) J.Brissett pass short right to J.Edelman to MIA 18 for 7 yards (B.McCain).
16	4	2-9-NE 49	(3:17) J.Brissett pass short right to M.Bennett to MIA 35 for 16 yards (K.Alonso; I.Abdul-Quddus). NE 88-Bennett 3rd career

Touchdown Scoring Information

		Offense	Defense	Special Teams
VISITOR	Miami Dolphins	3	0	0
HOME	New England Patriots	4	0	0

Player Scoring Information

Club	Player	TD	Rush TD	Rec TD	KO TD	Punt TD	Int TD	Fum TD	Misc TD	FG	XP	2Pt Rush	2Pt Rec	Sfty	Points
MIA	K.Drake	0	1	0	0	0	0	0	0	0	0	0	0	0	6
MIA	J.Cameron	0	0	1	0	0	0	0	0	0	0	0	0	0	6
MIA	K.Stills	0	0	1	0	0	0	0	0	0	0	0	0	0	6
MIA	A.Franks	0	0	0	0	0	0	0	0	1	3	0	0	0	6
NE	D.Amendola	0	0	2	0	0	0	0	0	0	0	0	0	0	12
NE	S.Gostkowski	0	0	0	0	0	0	0	0	1	4	0	0	0	7
NE	L.Blount	0	1	0	0	0	0	0	0	0	0	0	0	0	6
NE	M.Bennett	0	0	1	0	0	0	0	0	0	0	0	0	0	6

Possession Detail

	First Half		Second Half		Game	
	Visitor	Home	Visitor	Home	Visitor	Home
Largest Lead	0	24	0	28	0	28
Drives Leading	0	6	0	5	0	11
Time of Possession Leading	0:00	17:01	0:00	15:38	0:00	32:39
Largest Deficit	-24	0	-28	0	-28	0
Drives Trailing	7	0	5	0	12	0
Time of Possession Trailing	8:52	0:00	14:22	0:00	23:14	0:00
Times Score Tied Up		0		0		0
Lead Changes		1		0		1



NFL STANDINGS

AMERICAN FOOTBALL CONFERENCE											
EAST DIVISION											
TEAM	W	L	T	PCT	PF	PA	HOME	AWAY	CONF	DIV	STREAK
New England Patriots	2	0	0	1.000	54	45	1-0-0	1-0-0	1-0-0	1-0-0	Won 2
New York Jets	1	1	0	.500	59	54	0-1-0	1-0-0	1-1-0	1-0-0	Won 1
MIAMI DOLPHINS	0	2	0	.000	34	43	0-0-0	0-2-0	0-1-0	0-1-0	LOST 2
Buffalo Bills	0	2	0	.000	38	50	0-1-0	0-1-0	0-2-0	0-1-0	Lost 2
NORTH DIVISION											
TEAM	W	L	T	PCT	PF	PA	HOME	AWAY	CONF	DIV	STREAK
Baltimore Ravens	2	0	0	1.000	38	27	1-0-0	1-0-0	2-0-0	1-0-0	Won 2
Pittsburgh Steelers	2	0	0	1.000	62	32	1-0-0	1-0-0	1-0-0	1-0-0	Won 2
Cincinnati Bengals	1	1	0	.500	39	46	0-0-0	1-1-0	1-1-0	0-1-0	Lost 1
CLEVELAND BROWNS	0	2	0	.000	30	54	0-1-0	0-1-0	0-1-0	0-1-0	LOST 2
SOUTH DIVISION											
TEAM	W	L	T	PCT	PF	PA	HOME	AWAY	CONF	DIV	STREAK
Houston Texans	2	0	0	1.000	42	26	2-0-0	0-0-0	1-0-0	0-0-0	Won 2
Tennessee Titans	1	1	0	.500	32	40	0-1-0	1-0-0	0-0-0	0-0-0	Won 1
Indianapolis Colts	0	2	0	.000	55	73	0-1-0	0-1-0	0-1-0	0-0-0	Lost 2
Jacksonville Jaguars	0	2	0	.000	37	65	0-1-0	0-1-0	0-1-0	0-0-0	Lost 2
WEST DIVISION											
TEAM	W	L	T	PCT	PF	PA	HOME	AWAY	CONF	DIV	STREAK
Denver Broncos	2	0	0	1.000	55	40	2-0-0	0-0-0	1-0-0	0-0-0	Won 2
Kansas City Chiefs	1	1	0	.500	45	46	1-0-0	0-1-0	1-1-0	1-0-0	Lost 1
Oakland Raiders	1	1	0	.500	63	69	0-1-0	1-0-0	0-0-0	0-0-0	Lost 1
San Diego Chargers	1	1	0	.500	65	47	1-0-0	0-1-0	1-1-0	0-1-0	Won 1

NATIONAL FOOTBALL CONFERENCE											
EAST DIVISION											
TEAM	W	L	T	PCT	PF	PA	HOME	AWAY	CONF	DIV	STREAK
New York Giants	2	0	0	1.000	36	32	1-0-0	1-0-0	2-0-0	1-0-0	Won 2
Philadelphia Eagles	2	0	0	1.000	58	24	1-0-0	1-0-0	1-0-0	0-0-0	Won 2
Dallas Cowboys	1	1	0	.500	46	43	0-1-0	1-0-0	1-1-0	1-1-0	Won 1
Washington Redskins	0	2	0	.000	39	65	0-2-0	0-0-0	0-1-0	0-1-0	Lost 2
NORTH DIVISION											
TEAM	W	L	T	PCT	PF	PA	HOME	AWAY	CONF	DIV	STREAK
Minnesota Vikings	2	0	0	1.000	42	30	1-0-0	1-0-0	1-0-0	1-0-0	Won 2
Detroit Lions	1	1	0	.500	54	51	0-1-0	1-0-0	0-0-0	0-0-0	Lost 1
Green Bay Packers	1	1	0	.500	41	40	0-0-0	1-1-0	0-1-0	0-1-0	Lost 1
Chicago Bears	0	2	0	.000	28	52	0-1-0	0-1-0	0-1-0	0-0-0	Lost 2
SOUTH DIVISION											
TEAM	W	L	T	PCT	PF	PA	HOME	AWAY	CONF	DIV	STREAK
Tampa Bay Buccaneers	1	1	0	.500	38	64	0-0-0	1-1-0	1-1-0	1-0-0	Lost 1
Carolina Panthers	1	1	0	.500	66	48	1-0-0	0-1-0	1-0-0	0-0-0	Won 1
Atlanta Falcons	1	1	0	.500	59	59	0-1-0	1-0-0	0-1-0	0-1-0	Won 1
New Orleans Saints	0	2	0	.000	47	51	0-1-0	0-1-0	0-1-0	0-0-0	Lost 2
WEST DIVISION											
TEAM	W	L	T	PCT	PF	PA	HOME	AWAY	CONF	DIV	STREAK
San Francisco 49ers	1	1	0	.500	55	46	1-0-0	0-1-0	1-1-0	1-0-0	Lost 1
Los Angeles Rams	1	1	0	.500	9	31	1-0-0	0-1-0	1-1-0	1-1-0	Won 1
Arizona Cardinals	1	1	0	.500	61	30	1-1-0	0-0-0	1-0-0	0-0-0	Won 1
Seattle Seahawks	1	1	0	.500	15	19	1-0-0	0-1-0	0-1-0	0-1-0	Lost 1