



**JACKSONVILLE JAGUARS**

**VS.**

**BALTIMORE RAVENS**

**2016 NFL WEEK 3 GAME RELEASE**

**SUNDAY, SEPT. 25 | 1:00 P.M. EDT | EVERBANK FIELD**






# TABLE OF CONTENTS

2.....	<b>Media Information</b>
3.....	<b>Game Notes</b>
5.....	<b>2015 Comparison</b>
6.....	<b>Series History</b>
7.....	<b>All-Time Game Notes</b>
8.....	<b>Hometown Heroes</b>
9.....	<b>Bradley Notes</b>
10.....	<b>Coaching Notes</b>
11.....	<b>Offensive Notes</b>
11-12.....	Blake Bortles
12-14.....	Allen Robinson
13-14.....	Allen Hurns
14 .....	Bryan Walters
14 .....	Julius Thomas
15 .....	Mercedes Lewis
15 .....	T.J. Yeldon
15 .....	Chris Ivory
16.....	<b>Defensive Notes</b>
16 .....	Paul Posluszny
16-17.....	Telvin Smith
17 .....	Jared Odrick
17 .....	Malik Jackson
17 .....	Davon House
17 .....	Johnathan Cyprien
17 .....	Tashaun Gipson
17 .....	Jarrod Wilson
18.....	<b>Special Teams</b>
18 .....	Jason Myers
18 .....	Brad Nortman
18 .....	Rashad Greene
18 .....	Corey Grant
19.....	<b>2016 Draft Class</b>
20.....	<b>Last Time It Happened</b>
22.....	<b>Jaguars 2015 Report</b>
23.....	<b>Packers 2015 Report</b>

## **Back Portion of Release**

Roster Information  
2016 Statistics  
Player Bios  
Game Summaries  
Transcripts  
Year-by-Year Statistics  
Jaguars Record Book  
League Statistics





# JACKSONVILLE JAGUARS

ONE EVERBANK FIELD DRIVE | JACKSONVILLE, FL | 32202



# WEEKLY GAME RELEASE

WWW.JAGUARS.COM | (904) 633-6000 | @JAGUARS

FOR IMMEDIATE RELEASE

TUESDAY, SEPT. 20, 2016



## JACKSONVILLE JAGUARS (0-2) vs. BALTIMORE RAVENS (2-0)

SUNDAY, SEPT. 25, 2016 • 1:00 P.M. EDT • EVERBANK FIELD (64,428)



Tad Dickman - Sr. Manager, Public Relations • Amanda Holt - Business Public Relations Strategy Manager • Alex Brooks - Public Relations Coordinator  
Andy Esworthy - Public Relations Assistant • Gaby Moran - Public Relations Assistant • Dan Edwards - Senior Vice President, Communications



### THE OVERVIEW

The Jacksonville Jaguars (2-0) return home to EverBank Field on Sunday, Sept. 25 and host the Baltimore Ravens (2-0) in a Week 3 matchup of former AFC Central (1995-2001) foes. The Jaguars have faced the Ravens 19 times in the regular season, with Jacksonville leading the series, 11-8. In their last meeting, the Jaguars defeated the Ravens at M&T Bank Stadium, 22-20, in Week 10 of the 2015 regular season on a **Jason Myers** 53-yard game-winning field goal on an untimed down at the end of regulation in Baltimore. The two teams square off for the first time at EverBank Field since 2011, when the Jaguars won, 12-7, in front of a crowd of 62,976.



### DANTE DELIVERS

Jaguars second-year DE **Dante Fowler Jr.**, the third overall selection in the 2015 NFL Draft, registered six tackles (five solo), including 2.0 sacks of Chargers QB **Philip Rivers** in Week 2 at San Diego. Fowler, who missed the entire 2015 season after tearing his ACL during rookie minicamp, now has 2.0 sacks in two career games. Fowler's first career sack came on first-and-10 with 2:46 remaining in the first half when he took down Rivers for a six-yard loss. Fowler doubled-up his sack total when he took down Rivers on third-and-nine with 8:28 remaining in the third quarter. Fowler is the first Jaguars player to register 2.0-plus sacks in a game since **Andre Branch** on 12/13/15 vs. IND. Fowler joins former Jaguars DL **Tony Brackens** (2.0 sacks vs. CAR on 09/29/1996) as the only players in franchise history to register 2.0-plus sacks in either their first or second career game.



### NGAKOUE REGISTERS SACK-FUMBLE IN WEEK 2

In Week 2 at San Diego, rookie third-round DE **Yannick Ngakoue** registered the first sack of his career on a strip-sack on in the second quarter on Chargers QB **Philip Rivers**. The fumble was recovered by fourth-year SS **Johnathan Cyprien**. It marked the 29th time the Jaguars have registered a sack-fumble since **Gus Bradley** became the head coach in Jacksonville. The 29 sack-fumbles since 2013 are the most in the NFL over that span. Ngakoue was selected with the 69th overall pick in the 2016 NFL Draft after breaking the University of Maryland single-season sack record with 13.5, a mark which was previously held by **Mark Duda** (1982) and **Bruce Palmer** (1978). Ngakoue's 13.5 sacks and 1.13 sacks-per-game ranked both second in the nation. Through two NFL games, Ngakoue has registered five tackles, including 1.0 sack and one forced fumble. Fowler joins **Julius Peppers** (3.0 sacks on 09/15/2002), **Robert Mathis** (2.0 sacks on 09/14/2003) **Elvis Dumervill** (2.0 sacks on 10/15/2006) and **Manny Lawson** (2.0 sacks on 09/17/2006) as the only active players in the NFL to register 2.0-plus sacks in either their first or second career game.



### 2016 TEAM CAPTAINS

Third-year QB **Blake Bortles**, who set multiple franchise records in 2015, will serve as the team's offensive captain for the second consecutive season. On defense, 10th-year LB **Paul Posluszny**, who has amassed 1,035 career tackles in 114 games (all starts), serves as Jacksonville's defensive captain for the third consecutive season. For the special teams unit, LS **Carson Tinker** serves as the captain for the first time in his career. Tinker has played in all 50 games to begin his career.



### ON THE CALL

**TV BROADCAST INFORMATION:** This week's game will be broadcast regionally on CBS and locally on WJAX 47. **Tom McCarthy** will handle the play-by-play duties with **Adam Archuleta** providing analysis. **Chris Fischer** will be the sideline reporter.

**LOCAL RADIO BROADCAST INFORMATION:** WJXL 1010-AM/92.5-FM continues as the team's radio broadcast partner in 2016, along with simulcast partner WGNE 99.9-FM. Jaguars radio broadcasts feature play-by-play announcer **Frank Frangie** joining former Jaguars **Jeff Lageman** and **Tony Boselli** in the booth, with **Rick Ballou** reporting from the sidelines. Jaguars.com reporter **J.P. Shadrick** co-hosts game day studio coverage alongside **Mike Dempsey** for the Jaguars radio network. The Publix tailgate show starts the gameday broadcast three hours prior to kickoff.



### MEDIA SCHEDULE

#### Tuesday, Sept. 20

(No media availability // Jaguars in the community)

#### Wednesday, Sept. 21

11:45 a.m. .... QB **Blake Bortles** available in TV Studio  
11:50-12:35 p.m. .... Locker room open for player interviews  
12:45 p.m. .... Defensive Coordinator **Todd Wash** available  
1:25-1:45 p.m. .... Practice open to media  
3:25 p.m. .... Head Coach **Gus Bradley** available

#### WEDNESDAY CONFERENCE CALLS

Ravens: Player at 12:30 p.m., Coach **John Harbaugh** at 12:50 p.m.  
Jaguars: **Gus Bradley** at 10:30 a.m., QB **Blake Bortles** at 3:20 p.m.

#### Thursday, Sept. 22

10:30 a.m. .... Offensive Coordinator **Greg Olson** available  
11:40-12:00 p.m. .... Practice open to media  
1:30 p.m. .... Head Coach **Gus Bradley** available  
1:35-2:20 p.m. .... Locker room open for player interviews

#### Friday, Sept. 23

10:00-10:20 a.m. .... Practice open to media  
11:05 a.m. .... Head Coach **Gus Bradley** available  
11:10-12:00 p.m. .... Locker room open for player interviews

#### Saturday, Sept. 24

(No media availability)

#### Sunday, Sept. 25

1:00 p.m. .... Kickoff vs. Baltimore Ravens



### JAGUARS MEDIA

The Jaguars Public Relations department utilizes Jaguars.com/media to keep the media up-to-date with relevant materials. At this site, you will find press releases, weekly game releases, transcripts, updated player biographies, results, game books, as well as the 2016 Jaguars media guide. For a PDF version of the media guide, please visit: <http://prod.static.jaguars.clubs.nfl.com/assets/PDFs/MediaGuide/Jacksonville-Jaguars2016MediaGuide.pdf>

To be added to the Jaguars distribution list, please email **Gaby Moran** ([morang@nfl.jaguars.com](mailto:morang@nfl.jaguars.com)).



# MEDIA INFORMATION



## 2016 SCHEDULE (0-1)

Date	Opponent	Time/Result
Sun. Sept. 11	<b>GREEN BAY PACKERS</b>	L, 27-23
Sun. Sept. 18	at San Diego Chargers	L, 38-14
Sun. Sept. 25	<b>BALTIMORE RAVENS</b>	1:00 p.m. (CBS)
Sun. Oct. 2	<b>INDIANAPOLIS COLTS</b>	9:30 a.m. (CBS)
Sun. Oct. 9	BYE WEEK	
Sun. Oct. 16	at Chicago Bears	1:00 p.m. (CBS)
Sun. Oct. 23	<b>OAKLAND RAIDERS</b>	1:00 p.m. (CBS)
Thur. Oct. 27	at Tennessee Titans	8:25 p.m. (NFLN)
Sun. Nov. 6	at Kansas City Chiefs	1:00 p.m. (CBS)
Sun. Nov. 13	<b>HOUSTON TEXANS</b>	1:00 p.m. (CBS)
Sun. Nov. 20	at Detroit Lions	1:00 p.m. (CBS)
Sun. Nov. 27	at Buffalo Bills	1:00 p.m. (CBS)
Sun. Dec. 4	<b>DENVER BRONCOS</b>	1:00 p.m. (CBS)
Sun. Dec. 11	<b>MINNESOTA VIKINGS</b>	1:00 p.m. (FOX)
Sun. Dec. 18	at Houston Texans	1:00 p.m. (CBS)
Sat. Dec. 24	<b>TENNESSEE TITANS</b>	1:00 p.m. (CBS)
Sun. Jan. 1	at Indianapolis Colts	1:00 p.m. (CBS)

All Game Times Eastern • Bold games: HOME



## NFL SCHEDULE

### Week 3 Thursday, September 24

Houston at New England 8:25 PM

### Sunday, September 25

Arizona at Buffalo	1:00 PM
Minnesota at Carolina	1:00 PM
Denver at Cincinnati	1:00 PM
Detroit at Green Bay	1:00 PM
Baltimore at Jacksonville	1:00 PM
Cleveland at Miami	1:00 PM
Washington at New York Giants	1:00 PM
Oakland at Tennessee	1:00 PM
San Francisco at Seattle	4:05 PM
Los Angeles at Tampa Bay	4:05 PM
San Diego at Indianapolis	4:25 PM
New York Jets at Kansas City	4:25 PM
Pittsburgh at Philadelphia	4:25 PM
Chicago at Dallas	8:30 PM

### Monday, September 26

Atlanta at New Orleans 8:30 PM

All Game Times Eastern



## PRONUNCIATION GUIDE

Tyson Alualu	AH-loo AH-loo
Prince Amukamara	ah-MOO-kah-MAR-uh
A.J. Cann	CAN
Johnathan Cyprien	SIP-ree-en
Dwayne Gratz	GRAH-ts
Tashaun Gipson	tuh-SHAWN
Davon House	duh-VON
Luke Joeckel	JOKE-ul
Abry Jones	A-bree
Yannick Ngakoue	yah-NEEK in-GAH-kway
Jared Odrick	ODD-rick
Patrick Omameh	oh-MAH-meh
Jermei Parnell	Jeremy
Paul Posluszny	puz-LUZ-nee
Hayes Pullard III	puh-LARD
Robert Saleh	SAHL-uh
Dan Skuta	SKOO-tuh
Jarrold Wilson	Jared



## RADIO AFFILIATES (17)

### WJXL 1010 AM/92.5 FM Jacksonville (flagship)

Station	City	AM/FM	Station	City	AM/FM
WGNE	Jacksonville	99.9 FM	WIXC	Melbourne	1060 AM
WFOY	St. Augustine	102.1 FM	WBAW	Savannah, GA	1400 AM
WRUF	Gainesville	850 AM	WHFX	Brunswick, GA	107.7 FM
WHOG	Daytona Beach	95.7 FM	WIFO	Jesup, GA	105.5 FM
WDBO	Orlando	96.5 FM	WJEM	Valdosta, GA	1150 AM
WJHC	Jasper	107.5 FM	WKBX	Kingsland, GA	106.3 FM
WGLF	Tallahassee	104 FM	WZBX	Statesboro, GA	106.5 FM
WNZF	Palm Coast	1550 AM	WAYX	Waycross, GA	96.3 FM



## TV AFFILIATES (12)

### WJXT4 Jacksonville (flagship)

Station	City	Station	City
WSAV	Savannah, GA	WTAT	Charleston, S.C.
WJTC	Mobile, AL	WTVM	Columbus, GA
WJHG	Panama City	WNBW	Gainesville
WTVY	Dothan, AL	WIYC	Montgomery, AL
WCTV	Tallahassee	WKMG	Orlando
WSWG	Albany, GA		



## 2016 WEEKLY BROADCAST LINEUP

DAY	SHOW NAME	SHOW HOSTS	TIME	STATION
Monday	Jaguars Monday presented by Kangaroo	J.P. Shadrick, Tony Boselli, Pete Prisco	6-8 p.m.	1010 XL, 92.5, 99.9
	Jaguars All Access	Sam Kouvaris, Jeff Lageman, G A.J. Cann	7-7:30 p.m.	WJXT-TV
Wednesday	Jaguars Live		8-8:30 p.m.	WJXT-TV
Thursday	The Gus Bradley Show	Gus Bradley, Jeff Lageman	6-7 p.m.	1010 XL, 92.5, 99.9
	Jaguars Thursday presented by Kangaroo	J.P. Shadrick, Jeff Lageman, Tony Boselli	7-8 p.m.	1010 XL, 92.5, 99.9
Saturday Game day	Jaguars Weekend		10:30-11 p.m.	WJXT-TV
	Publix Tailgate Show	J.P. Shadrick, Mike Dempsey, others	3 hours before game	1010 XL, 92.5, 99.9
	Countdown to Kickoff	J.P. Shadrick, Mike Dempsey, others	1 hour before game	1010 XL, 92.5, 99.9
	Jaguars Game Day	Frank Frangie, Jeff Lageman, Tony Boselli, Rick Ballou		1010 XL, 92.5, 99.9
	Jaguars Postgame	J.P. Shadrick, Mike Dempsey, Jeff Lageman, Fred Taylor	Postgame	1010 XL, 92.5, 99.9
Scoreboard Show	J.P. Shadrick, Mike Dempsey	1 hour after game ends	1010 XL, 92.5, 99.9	



# GAME NOTES

## BY THE NUMBERS

### 335

In Week 2 at San Diego, TE **Marcedes Lewis** tallied two receptions to tie for third with former RB **Maurice Jones-Drew** for most career receptions (335) in Jaguars history.

### 320 - 329

In the first two weeks of the 2016 season, QB **Blake Bortles** has thrown for over 300 yards in both games (320 vs. G.B., 329 at S.D.). Bortles is one of two quarterbacks in the NFL (CIN's **Andy Dalton**) to tally 300-plus passing yards in the first two games.

### 203.0

Jacksonville defense has allowed opponents to post only 203 passing yards per game this season. That is the seventh-fewest among all NFL teams, trailing Philadelphia, Baltimore Denver, Houston, Seattle and Carolina.

### 11

In Sunday's game against San Diego, LB **Paul Posluszny** tallied 11 tackles, his fifth time that he's posted 11 or more tackles against the Chargers.

### 18

LB **Telvin Smith's** nine tackles on Sunday against the San Diego Chargers extended his league-high consecutive-game streak with six-plus tackles to 18 games. Seattle's **K.J. Wright** is the next longest streak with 11 games.

### 5

The Jaguars' offense ranks fifth in passing yards per game (309.5) in the NFL through Week 2, behind Atlanta, Cincinnati, Washington and New Orleans.

## JAGUARS MILESTONES

QB **Blake Bortles** is one passing TD shy (49) of 50 career passing TDs. Below is a look at other Jaguars milestones on the horizon:

- S **Tashaun Gipson** is one interception away (14) from 15 for his career.
- WR **Rashad Greene Sr** needs one punt return for a TD to become the second player in franchise history to register multiple punt return TDs in their career.
- CB **Davon House** is nine tackles shy (141) of 150 career tackles.
- RB **Chris Ivory** is one rushing TD away from 25 TDs.
- DT **Malik Jackson** needs 1.0 sack for 15.0 career sacks.
- TE **Marcedes Lewis** is three TDs away (28) from passing WR **Keenan McCardell** (30 career TDs) to move into second on the Jaguars' all-time receiving TD leaders list.
- P **Brad Nortman** needs seven punts inside the 20 for 100 in career.
- LB **Paul Posuszny** needs 32 tackles for 1,250 career tackles.
- TE **Julius Thomas** is 128 receiving yards away from 2,000 career receiving yards.
- RB **T.J. Yeldon** needs two receptions (48) for 50 career catches.

## 2016 NFL STANDINGS

### AFC East

Team	W	L	T	PF	PA	Home	Road	Div	Conf	Streak
Patriots	2	0	0	54	45	1-0	1-0	1-0	1-0	Won 2
Jets	1	1	0	59	54	0-1	1-0	1-0	1-1	Won 1
Dolphins	0	2	0	34	43	0-0	0-2	0-1	0-1	Lost 2
Bills	0	2	0	38	50	0-1	0-1	0-1	0-2	Lost 2

### AFC North

Team	W	L	T	PF	PA	Home	Road	Div	Conf	Streak
Steelers	2	0	0	62	32	1-0	1-0	1-0	1-0	Won 2
Ravens	2	0	0	38	27	1-0	1-0	1-0	2-0	Won 2
Bengals	1	1	0	39	46	0-0	1-1	0-1	1-1	Lost 1
Browns	0	2	0	30	54	0-1	0-1	0-1	0-1	Lost 2

### AFC South

Team	W	L	T	PF	PA	Home	Road	Div	Conf	Streak
Texans	2	0	0	42	26	2-0	0-0	0-0	1-0	Won 2
Titans	1	1	0	32	40	0-1	1-0	0-0	0-0	Won 1
Jaguars	0	2	0	37	65	0-1	0-1	0-0	0-1	Lost 2
Colts	0	2	0	55	73	0-1	0-1	0-0	0-1	Lost 2

### AFC West

Team	W	L	T	PF	PA	Home	Road	Div	Conf	Streak
Broncos	2	0	0	55	40	2-0	0-0	0-0	1-0	Won 2
Chiefs	1	1	0	45	46	1-0	0-1	1-0	1-1	Lost 1
Chargers	1	1	0	65	47	1-0	0-1	0-1	1-1	Won 1
Raiders	1	1	0	63	69	0-1	1-0	0-0	0-0	Lost 1

### NFC East

Team	W	L	T	PF	PA	Home	Road	Div	Conf	Streak
Giants	2	0	0	36	32	1-0	1-0	1-0	2-0	Won 2
Eagles	2	0	0	58	24	1-0	1-0	0-0	1-0	Won 2
Cowboys	1	1	0	46	43	0-1	1-0	1-1	1-1	Won 1
Redskins	0	2	0	39	65	0-2	0-0	0-1	0-1	Lost 2

### NFC North

Team	W	L	T	PF	PA	Home	Road	Div	Conf	Streak
Vikings	2	0	0	42	30	1-0	1-0	1-0	1-0	Won 2
Packers	1	1	0	41	40	0-0	1-1	0-1	0-1	Lost 1
Lions	1	1	0	54	51	0-1	1-0	0-0	0-0	Lost 1
Bears	0	2	0	28	52	0-1	0-1	0-0	0-1	Lost 2

### NFC South

Team	W	L	T	PF	PA	Home	Road	Div	Conf	Streak
Buccaneers	1	1	0	38	64	0-0	1-1	1-0	1-1	Lost 1
Panthers	1	1	0	66	48	1-0	0-1	0-0	1-0	Won 1
Falcons	1	1	0	59	59	0-1	1-0	0-1	0-1	Won 1
Saints	0	2	0	47	51	0-1	0-1	0-0	0-1	Lost 2

### NFC West

Team	W	L	T	PF	PA	Home	Road	Div	Conf	Streak
49ers	1	1	0	55	46	1-0	0-1	1-0	1-1	Lost 1
Rams	1	1	0	9	31	1-0	0-1	1-1	1-1	Won 1
Cardinals	1	1	0	61	30	1-1	0-0	0-0	1-0	Won 1
Seahawks	1	1	0	15	19	1-0	0-1	0-1	0-1	Lost 1



# GAME NOTES



## 2016 ROSTER FACTS

**Oldest Jaguars Player:** Mercedes Lewis, 32, 5/19/84

**Youngest Jaguars Player:** Myles Jack, 21, 9/3/95

**Heaviest Jaguars Player:** Jermeay Parnell, 323

**Lightest Jaguars Player:** Peyton Thompson, 189

**Tallest Jaguars Player:** Brandon Linder, Luke Joekel, & Jermeay Parnell, 6-6

**Shortest Jaguars Player:** Jason Myers & Josh Johnson, 5-10

**Coaches who played football professionally:** Doug Marrone (assistant head coach-offense & offensive line coach), Ron Middleton (tight ends coach/ assistant special teams coach), Tom Myslinski (strength and conditioning coordinator), Cedric Scott (assistant strength and conditioning coach), DeWayne Walker (defensive backs coach)

**Most seasons with the Jaguars:** Mercedes Lewis, 11th season

**Most NFL Seasons:** Mercedes Lewis, 11th season

**College with the most Jaguars:** Michigan, 4 – QB Chad Henne, RB Denard Robinson, S Jarrod Wilson, OL Patrick Omahlah; Florida State, 3 – CB Jalen Ramsey, LB Telvin Smith, WR Rashad Green; Penn State, 3 – WR Allen Robinson, Paul Posluszny, DL Jared Odrick

**Former 1st round picks:** 8 – TE Mercedes Lewis (2006 – Jaguars), DE Tyson Alualu (2010 – Jaguars), DL Jared Odrick (2010 – Dolphins), CB Prince Amukamara (2011 – Giants), OT Luke Joeckel (2013 – Jaguars), QB Blake Bortles (Jaguars - 2014), Dante Fowler Jr. (Jaguars - 2015), CB Jalen Ramsey (2016 – Jaguars)

**Players with Super Bowl rings:** 4 – CB Prince Amukamara, LB Arthur Brown, DL Malik Jackson, WR Bryan Walters



## JAGUARS/RAVENS REG. SEASON SERIES BREAKDOWN

<b>Series Meetings:</b>	19
<b>Jaguars' Record:</b>	11-8 (Home: 6-2/ Away 5-6)
<b>First Game:</b>	at JAX 30, BAL 27 (11/10/96)
<b>Last Game:</b>	at BAL 20, JAX 22 (11/15/15)
<b>Current Streak:</b>	1 Win
<b>Longest JAX Win Streak:</b>	8(11/10/96 – 11/28/99)
<b>Longest BAL Win Streak:</b>	6(9/10/00 – 11/2/03)
<b>Last JAX Home Win:</b>	(10/24/2011): at JAX 12, BAL 7
<b>Last JAX Home Loss:</b>	(11/25/2001): BAL 24, at JAX 21
<b>Last JAX Road Win:</b>	(11/15/15): at BAL 20, JAX 22
<b>Last JAX Road Loss:</b>	(12/14/14) at BAL 20, JAX 12
<b>JAX Shutouts:</b>	none
<b>BAL Shutouts:</b>	none
<b>Most JAX points:</b>	45, (11/14/99): at BAL 19, JAX 45
<b>Most BAL points:</b>	39, (9/10/00): at BAL 39, JAX 36
<b>Total JAX points:</b>	414
<b>Total BAL points:</b>	375
<b>Average JAX points:</b>	21.8
<b>Average BAL points:</b>	19.7
<b>Largest JAX Win:</b>	27, (11/13/05): at JAX 30, BAL 3
<b>Largest BAL Win:</b>	20, (12/28/08): at BAL 27, JAX 7
<b>Most Pts., Both Teams:</b>	75, (9/10/00): at BAL 39, JAX 36
<b>Fewest Pts., Both Teams:</b>	9, (11/14/99): at JAX 6, BAL 3



## JAGUARS/RAVENS 2016 TEAM COMPARISONS

\*All based on NFL Rankings

	Jaguars	Ravens
<b>Record</b>	0-2	2-0
<b>Division Standing</b>	T-3rd (AFCS)	T-1st (AFCN)
<b>Turnover Margin</b>	-3 (T-27th)	-1 (T-19th)
<b>Offense</b>		
<b>Yds Per Game</b>	368.0 (13th)	345.0 (20th)
<b>Yds Per Play</b>	5.62 (18th)	5.07 (24th)
<b>Points Per Game</b>	18.5 (25th)	19.0 (T22nd)
<b>Possession Average</b>	28:16 (22nd)	31:56 (10th)
<b>Rushing Yds Per Game</b>	58.5 (30th)	81.5 (23rd)
<b>Passing Yds Per Game</b>	309.5 (5th)	263.5 (16th)
<b>Had Intercepted</b>	3	2
<b>Sacks Allowed/Yards</b>	5/30	4/33
<b>Fumbles/Lost</b>	2/1	1/1
<b>Third Down Pct.</b>	23.1% (31st)	51.6% (T4th)
<b>Red Zone TD Pct.</b>	50.0% (T18th)	66.7% (T9th)
<b>Give-Aways</b>	4	3
<b>Defense</b>		
<b>Yds Per Game</b>	325.5 (12th)	273.5 (2nd)
<b>Yds Per Play</b>	5.29 (15th)	5.11 (12th)
<b>Points Per Game</b>	32.5 (T29th)	13.5 (4th)
<b>Rushing Yds Per Game</b>	122.5 (T26th)	105.0 (16th)
<b>Passing Yds Per Game</b>	203.0 (8th)	168.5 (1st)
<b>Interceptions</b>	0	2
<b>Sacks/Yards</b>	4/13	5/34
<b>Opponents Fumbles/Lost</b>	2/1	3/0
<b>Third Down Pct.</b>	51.9% (T30th)	39.3% (14th)
<b>Red Zone TD Pct.</b>	55.6% (T16th)	66.7% (T21st)
<b>Take-Aways</b>	1	2
<b>Special Teams</b>		
<b>Punt-Average Yds (Gross)</b>	50.7	44.8
<b>Punt-Average Yds (Net)</b>	347.2	39.2
<b>Punt Returns-Avg. Per</b>	7.7	5.8
<b>Punt Returns-Avg. Per Allowed</b>	10.5	11.3
<b>Kickoff Returns-Avg. Per</b>	23.6	29.3
<b>Kickoff Returns-Avg. Per Allowed</b>	14.0	15.0
<b>Field Goals Made/Attempts</b>	3/4	5/5
<b>Penalties</b>		
<b>Penalties Against/Yds</b>	23/172	10/64
<b>Opp. Penalties Against/Yds</b>	8/47	16/148



## JAGUARS-RAVENS CONNECTIONS

### Ravens/ Jaguars Coaching Connections

Ravens Tight Ends Coach **Richard Angulo** played tight end for the Jaguars from 2007-2008. Angulo appeared in 20 games and totaled 16 catches for 144 yards and 1 TD in two seasons...Ravens Defensive Line Coach **Joe Cullen** spent three seasons (2010- 2012) as the Jaguars' defensive line coach...Ravens Director of Strength and Conditioning **Bob Rogucki** joined the Jaguars for one season in 2004 as the assistant strength and conditioning coach.

### Player Connections

Ravens RB **Justin Forsett** signed with the Jaguars in 2013. Forsett was placed on injured reserve by the Jaguars before signing with the Ravens.



# 2016 TEAM COMPARISON

## JACKSONVILLE JAGUARS

## BALTIMORE RAVENS

STATISTIC	JAX	OPP
<b>TOTAL FIRST DOWNS</b>	40	43
Rushing	10	16
Passing	27	20
Penalty	3	7
3rd Down: Made/Att	6/26	14/27
3rd Down Pct.	23.1%	51.9%
4th Down: Made/Att	4/6	1/1
4th Down Pct.	66.7%	100.0%
<b>POSSESSION AVG.</b>	28:16	31:45
<b>TOTAL NET YARDS</b>	736	651
Avg. Per Game	368.0	325.5
Total Plays	131	123
Avg. Per Play	5.6	5.3
<b>NET YARDS RUSHING</b>	117	245
Avg. Per Game	58.5	122.5
Total Rushes	37	60
<b>NET YARDS PASSING</b>	619	406
Avg. Per Game	309.5	203.0
Sacked/Yards Lost	5/30	4/13
Gross Yards	649	419
Attempts/Completions	89/55	59/37
Completion Pct.	61.8%	62.7%
Had Intercepted	3	0
<b>PUNTS/AVERAGE</b>	6/50.7	8/44.6
<b>NET PUNTING AVG.</b>	47.2	41.8
<b>PENALTIES/YARDS</b>	23/172	8/47
<b>FUMBLES/BALL LOST</b>	2/1	2/1
<b>TOUCHDOWNS</b>	4	8
Rushing	1	2
Passing	3	6
Returns	0	0

STATISTIC	BAL	OPP
<b>TOTAL FIRST DOWNS</b>	40	28
Rushing	7	7
Passing	28	20
Penalty	5	1
3rd Down: Made/Att	16/31	11/28
3rd Down Pct.	51.6%	39.3%
4th Down: Made/Att	0/2	3/3
4th Down Pct.	0.0%	100%
<b>POSSESSION AVG.</b>	31:56	28:04
<b>TOTAL NET YARDS</b>	690	547
Avg. Per Game	345.0	273.5
Total Plays	136	107
Avg. Per Play	5.1	5.1
<b>NET YARDS RUSHING</b>	163	210
Avg. Per Game	81.5	105.0
Total Rushes	54	47
<b>NET YARDS PASSING</b>	527	337
Avg. Per Game	263.5	168.5
Sacked/Yards Lost	4/33	5/34
Gross Yards	560	371
Attempts/Completions	78/47	55/35
Completion Pct.	60.3%	63.6%
Had Intercepted	2	2
<b>PUNTS/AVERAGE</b>	6/44.8	12/44.9
<b>NET PUNTING AVG.</b>	39.2	41.3
<b>PENALTIES/YARDS</b>	10/64	16/148
<b>FUMBLES/BALL LOST</b>	1/1	3/0
<b>TOUCHDOWNS</b>	3	4
Rushing	0	2
Passing	3	2
Returns	0	0

2016 OFFENSIVE LEADERS		
Category	Player	Total
Scoring	Jason Myers	13
Pass Completions	Blake Bortles	55
Pass Attempts	Blake Bortles	89
Completion Pct.	Blake Bortles	61.8%
Passing Yards	Blake Bortles	649
Passing TDs	Blake Bortles	3
Passing INTs	Blake Bortles	3
Passer Rating	Blake Bortles	81.2
Yards Per Attempt	Blake Bortles	7.3
Rushes	T.J. Yeldon	28
Rushing Yards	T.J. Yeldon	67
Rushing Avg.	Denard Robinson	2.4
Rushing TDs	T.J. Yeldon	1
Receptions	T.J. Yeldon	12
Receiving Yards	Allen Hurns	139
Reception Avg.	Allen Hurns	15.4
Receiving TDs	three players	1

2016 OFFENSIVE LEADERS		
Category	Player	Total
Scoring	M. Wallace, J. Tucker	18
Pass Completions	Joe Flacco	47
Pass Attempts	Joe Flacco	78
Completion Pct.	Joe Flacco	60.3%
Passing Yards	Joe Flacco	560
Passing TDs	Joe Flacco	3
Passing INTs	Joe Flacco	2
Passer Rating	Joe Flacco	84.4
Yards Per Attempt	Joe Flacco	7.2
Rushes	Justin Forsett	24
Rushing Yards	Justin Forsett	78
Rushing Avg.	Justin Forsett	3.3
Rushing TDs	none	--
Receptions	D. Pitta	12
Receiving Yards	D. Pitta	141
Reception Avg.	M. Wallace	18.9
Receiving TDs	M. Wallace	3

# SERIES HISTORY



JACKSONVILLE JAGUARS 22, BALTIMORE RAVENS 20  
Nov. 15, 2015 • M&T Bank Stadium • Baltimore, MD



	1	2	3	4	OT	TOTAL	FG (MADE) & MISSED
JACKSONVILLE JAGUARS	7	3	3	9	-	22	MYERS (21), (45), 26, (53)
JACKSONVILLE JAGUARS	6	3	3	13	-	25	MYERS (22), (51), (27), (28)

In an unexpected turn of events, Jacksonville pulled off a miraculous 22-20 victory over Baltimore at M&T Bank Stadium when it was granted an untimed down after a Ravens LB **Elvis Dumervil** facemask penalty as time expired, resulting in a game-winning 53-yard FG by first-year K **Jason Myers**. The Jaguars jumped out to a 7-0 lead with 2:29 left in the first quarter, after QB **Blake Bortles** connected with WR **Allen Hurns** for a five-yard TD pass, capping an eight-play, 65-yard drive (4:27). Baltimore knotted the game, 7-7, when QB **Joe Flacco** found TE **Crockett Gillmore** for 10-yard TD pass. Bortles then captained a 15-play, 77-yard possession that lasted 8:04 and resulted in a 21-yard FG by Myers, 10-7. With 1:11 remaining in the first half, the Ravens took back the lead, 14-10, with a 21-yard TD pass from Flacco to TE **Maxx Williams**. Jacksonville totaled nine unanswered points to open the second half, including a 45-yard FG by Myers in the third quarter and a 15-yard TD reception by WR **Allen Robinson** in the fourth quarter, 19-14. However, Baltimore battled back with a staggering 10-play, 80-yard drive (5:31) that finished with a 14-yard TD pass to WR **Chris Givens**, giving the Ravens a 20-19 advantage with 7:30 remaining in the game. The Jaguars earned back the ball with 1:06 left on the clock as Bortles marched the team 45 yards on seven plays before being granted 15 free yards on Dumervil's penalty.



## TEAM STATS

	JAX	BAL
First Downs (Run-Pass-Pen)	22 (6-10-6)	22 (7-15-0)
Total Yards-Plays-Avg.	258-70-3.7	397-67-5.9
Rushing Yards-Attempts-Avg.	90-22-4.1	89-21-4.2
Net Yards Passing (Sacked-Yds)	168 (3-20)	308 (1-8)
Att-Comp-Int	45-22-1	45-34-2
Third Down Conversions (%)	4-16 (25%)	8-14 (57%)
Fourth Down Conversions (%)	0-0 (0%)	0-1 (0%)
Punts-Avg.	7-52.0	5-40.4
Fumbles-Lost	0-0	2-2
Penalties-Yards	4-30	9-121
Time of Possession	30:32	29:28



## NEXT UP: WEEK 4 vs. COLTS

The Jaguars travel to London to face their first divisional opponent of the 2016 season, the Indianapolis Colts, on Oct. 2. This contest is scheduled for 9:30 a.m. EDT kickoff. The Ravens face the Raiders in Baltimore.



## INDIVIDUAL STATS

JAGUARS						
	ATT	YDS	AVG	LG	TD	
<b>RUSHING</b>						
T. Yeldon	18	61	3.4	16	0	
B. Bortles	2	25	12.5	14	0	
M. Lee	1	3	3.0	3	0	
D. Robinson	1	1	1.0	1	0	
<b>Total</b>	<b>22</b>	<b>90</b>	<b>4.1</b>	<b>16</b>	<b>0</b>	
<b>PASSING</b>						
	ATT	CMP	YDS	SK/YD	TD	LG
B. Bortles	45	22	188	3/20	2	21
<b>Total</b>	<b>45</b>	<b>22</b>	<b>188</b>	<b>3/20</b>	<b>2</b>	<b>21</b>
<b>RECEIVING</b>						
	REC	YDS	AVG	LG	TD	
A. Hurns	5	62	12.4	21	1	
A. Robinson	5	51	10.2	16	1	
T. Yeldon	5	6	1.2	7	0	
B. Walters	3	29	9.7	17	0	
J. Thomas	2	23	11.5	12	0	
M. Lewis	1	9	9.0	9	0	
M. Lee	1	8	8.0	8	0	
<b>Total</b>	<b>22</b>	<b>188</b>	<b>8.5</b>	<b>21</b>	<b>2</b>	

**INTERCEPTIONS:** 2, D. House

**SACKS:** 1.0 A. Jones (-8 yds)

**TACKLES (TOP 3):** T. Smith 12 (5 solo), P. Posluszny 10 (6 solo), D. House 8 (3 solo)

RAVENS						
	ATT	YDS	AVG	LG	TD	
<b>RUSHING</b>						
J. Forsett	14	53	3.8	16	0	
J. Allen	5	19	3.8	12	0	
J. Flacco	2	17	8.5	16	0	
<b>Total</b>	<b>21</b>	<b>89</b>	<b>4.2</b>	<b>16</b>	<b>0</b>	
<b>PASSING</b>						
	ATT	CMP	YDS	SK/YD	TD	LG
J. Flacco	45	34	316	1/8	3	29
<b>Total</b>	<b>45</b>	<b>34</b>	<b>316</b>	<b>1/8</b>	<b>3</b>	<b>29</b>
<b>RECEIVING</b>						
	REC	YDS	AVG	LG	TD	
K. Aiken	7	73	10.4	29	0	
K. Juszczyk	5	47	9.4	22	0	
C. Gillmore	4	42	10.5	25	1	
M. Williams	4	40	10.0	21t	1	
C. Givens	4	37	9.3	14t	1	
J. Forsett	4	11	2.8	4	0	
N. Boyle	3	35	11.7	25	0	
J. Butler	1	21	21.0	21	0	
M. Brown	1	6	6.0	6	0	
J. Allen	1	4	4.0	4	0	
<b>Total</b>	<b>34</b>	<b>316</b>	<b>9.3</b>	<b>29</b>	<b>3</b>	

**INTERCEPTIONS:** 1, L. Webb

**SACKS:** 2.0 E. Dumervil (-10 yds), 1.0 B. Williams (-10 yds)

**TACKLES (TOP 3):** C. Mosley 8 (7 solo), L. Webb 5 (5 solo), D. Smith 5 (3 solo)



# SERIES HISTORY

## JAGUARS ALL-TIME 300+ PASSING GAMES vs. BALTIMORE

The Jaguars have posted seven 300-yard passing games vs. the Ravens in franchise history. The Jaguars have a 5-2 record in such games.

PLAYER	PERFORMANCE	DATE	RESULT
Mark Brunell .....	306 yards .....	October 28, 2001, at. Baltimore .....	L, 17-18
Mark Brunell .....	386 yards .....	September 10, 2000, at. Baltimore .....	L, 36-39
Mark Brunell.....	338 yards .....	November 14, 1999, vs. Baltimore .....	W, 30- 23
Mark Brunell .....	376 yards .....	September 20, 1998, vs. Baltimore .....	W, 24-10
Mark Brunell .....	317 yards .....	November 30, 1997, vs. Baltimore .....	W, 29-27
Mark Brunell.....	354 yards .....	November 10, 1996, vs. Baltimore .....	W, 30-27
Mark Brunell .....	306 yards .....	November 24, 1996, at. Baltimore .....	W, 28-25 (OT)

## JAGUARS ALL-TIME 100+ RUSHING GAMES vs. BALTIMORE

The Jaguars have posted four 100-yard rushing games vs. the Ravens in franchise history. The Jaguars have a 3-1 record in such games.

PLAYER	PERFORMANCE	DATE	RESULT
Maurice Jones Drew .....	105 yards .....	October 24, 2011, vs. Baltimore .....	W, 12-7
Greg Jones.....	106 yards .....	November 13, 2005, vs. Baltimore .....	W, 30-3
Fred Taylor.....	151 yards .....	October 20, 2002, at. Baltimore .....	L, 10-17
Fred Taylor.....	128 yards .....	September 20, 1998, vs. Baltimore .....	W, 24-10

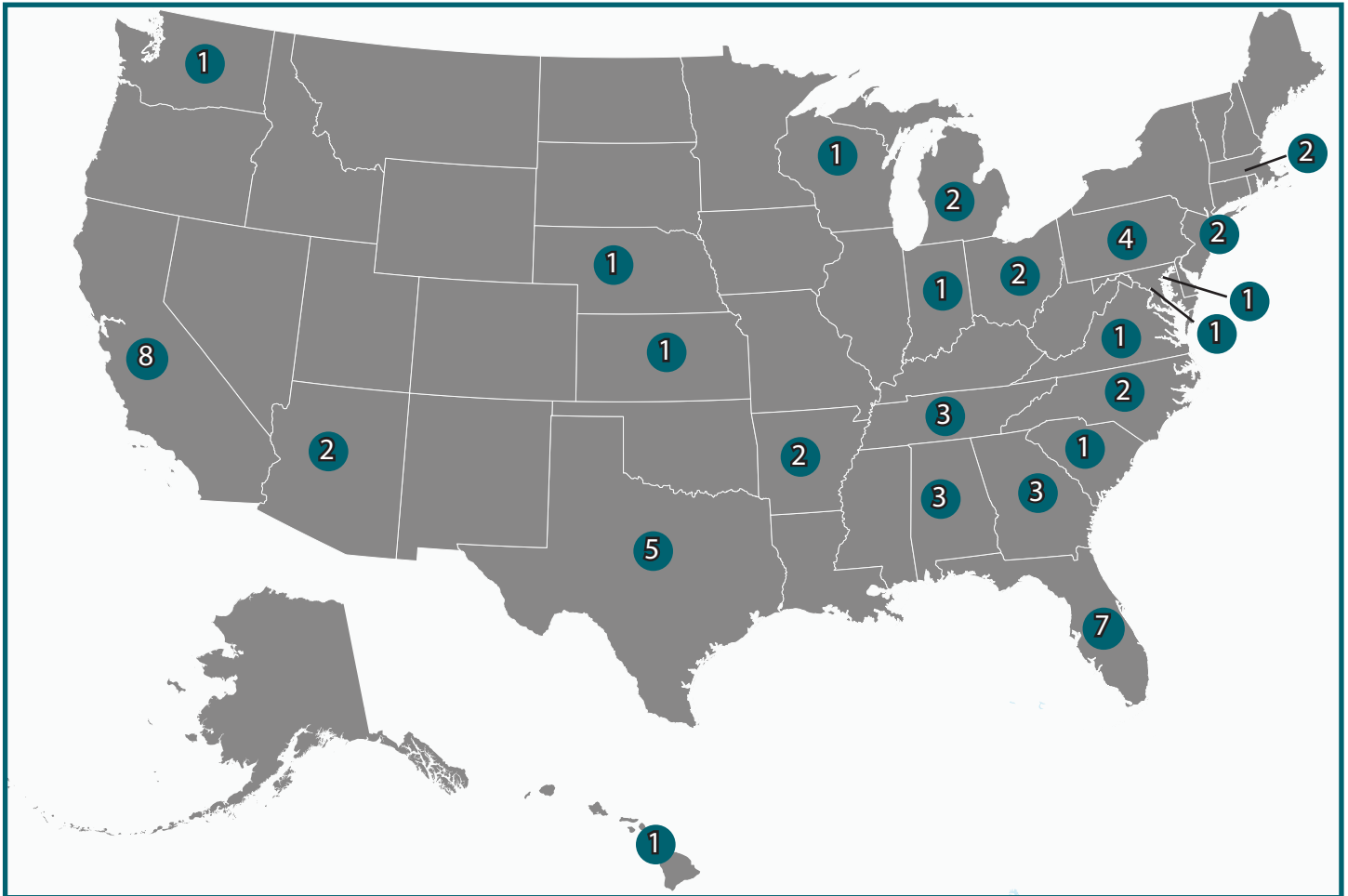
## JAGUARS ALL-TIME 100+ RECEIVING GAMES vs. BALTIMORE

The Jaguars have posted 10 100-yard receiving games vs. the Ravens in franchise history. The Jaguars have a 7-3 record in such games.

PLAYER	PERFORMANCE	DATE	RESULT
Matt Jones .....	117 yards.....	November 13, 2005, vs. Baltimore .....	W, 30-3
Keenan McCardell .....	118 yards .....	October 28, 2001, at. Baltimore .....	L, 17-18
Jimmy Smith .....	119 yards .....	October 28, 2001, at. Baltimore .....	L, 17-18
Jimmy Smith .....	291 yards .....	September 10, 2000, at. Baltimore .....	L, 36-39
Jimmy Smith .....	132 yards .....	November 14, 1999, vs. Baltimore .....	W, 30- 23
JimmySmith .....	116 yards .....	September 20, 1998, vs. Baltimore .....	W, 24-10
Keenan McCardell .....	108 yards .....	September 20, 1998, vs. Baltimore .....	W, 24-10
Jimmy Smith .....	106 yards .....	August 31, 1997, at. Baltimore .....	W, 28-27
Keenan McCardell .....	107 yards.....	November 24, 1996, at. Baltimore .....	W, 28-25 (OT)
Jimmy Smith .....	131 yards .....	November 24, 1996, at. Baltimore .....	W, 28-25 (OT)

# HOMETOWN HEROES

The Jaguars players represent 23 states. Below is a breakdown.



## ALABAMA (3)

Corey Grant  
Sen'Derrick Marks  
T.J. Yeldon

## ARKANSAS (2)

Brandon Allen  
Jermei Parnell

## ARIZONA (1)

Myles Jack

## CALIFORNIA (8)

Marqise Lee  
Peyton Thompson  
Davon House  
Hayes Pullard III  
Julius Thomas  
Mercedes Lewis  
Malik Jackson  
Jason Myers

## FLORIDA (7)

Blake Bortles  
Denard Robinson  
Josh Johnson  
Johnathan Cyprien  
Dante Fowler Jr.  
Brandon Linder  
Allen Hurns

## GEORGIA (3)

Rashad Greene  
Abry Jones  
Telvin Smith

## HAWAII (1)

Tyson Alualu

## INDIANA (1)

Sheldon Day

## KANSAS (1)

Arthur Brown

## MARYLAND (1)

Yannick Ngakoue

## MASSACHUSETTS (1)

Prince Amukamara

## MICHIGAN (2)

Allen Robinson  
Dan Skuta

## NEBRASKA (1)

Chris Reed

## NEW JERSEY (2)

Dwayne Gratz  
Neal Sterling

## NORTH CAROLINA (2)

Tyler Shatley  
Chris Smith

## OHIO (2)

Jarrod Wilson  
Patrick Omameh

## PENNSYLVANIA (4)

Chad Henne  
Paul Posluszny  
Jared Odrick  
Ben Koyack

## SOUTH CAROLINA (1)

A.J. Cann

## TENNESSEE (2)

Jalen Ramsey  
Carson Tinker

## TEXAS (5)

Chris Ivory  
Tashaun Gipson  
Kelvin Beachum  
Luke Joeckel  
Roy Miller III

## WASHINGTON D.C. (1)

Arrelious Benn

## WASHINGTON (1)

Bryan Walters

## WISCONSIN (1)

Brad Nortman



# BRADLEY NOTES

## BRADLEY'S BIO



**Gus Bradley** was named the fifth head coach in Jacksonville Jaguars history on Jan. 17, 2013, and has led the Jaguars to a 12-38 (.240) record in his three seasons at the helm. Bradley improved the offense from 31st in the NFL in 2014 to 18th in 2015, where the team finished 5-11 (0.313). The 24-year coaching veteran (10th NFL season) oversaw the NFL's youngest roster in 2014, (Jacksonville rookies combined for an NFL-leading 82 starts) finishing third in the AFC South at 3-13 (.188).

In 2013, Bradley's debut as head coach, the Jaguars posted a 4-12 (.250) record, also finishing third in the division standings. That season, Jacksonville saw 31 newcomers and rookies combine to make 44 starts, with 20 rookies or first-year players listed on the final 53-man roster. Six of the Jaguars' first eight games were against 2013 playoff teams and the club played seven games overall against postseason contenders, including both Super Bowl XLVIII participants (Denver and Seattle).

### BRADLEY'S SPLITS AS HEAD COACH (2013-16 seasons)

**Career Record:** 12-38 (.240)  
**at Home:** 8-17 (.320)  
**on Road:** 4-21 (.160)  
**vs. AFC:** 11-26 (.297)  
**vs. AFC South:** 6-12 (.333)  
**vs. NFC:** 1-12 (.077)

## SIGNATURE IMPACT

Following Head Coach **Gus Bradley's** "All About The Ball" philosophy, the Jaguars rank among the NFL's best in several defensive categories since the start of 2013. On Sunday vs. San Diego, rookie DE Yannick Ngakoue recorded a strip-sack, the 29th for the Jaguars since 2013.

### JAGUARS TEAM DEFENSIVE RANKINGS (2013-16 seasons)

Category	Total	NFL Rank
Defensive Sack-Fumbles.....	29	1
Def. Fumble Rec. TDs .....	5	2t
Def. Fumble Recoveries .....	34	6t
Forced Fumbles .....	50	8t
Opponent Rushing Avg. ....	3.97	12



## JAX COACHING HISTORY

Name (Years)	W-L	W%
<b>Gus Bradley (2013-16)</b> .....	<b>12-38</b>	<b>.240</b>
Mike Mularkey (2012) .....	2-14	.125
Mel Tucker* (2011) .....	2-3	.400
Jack Del Rio (2003-11) .....	68-71	.489
Tom Coughlin (1995-2002) .....	68-60	.531

\* Tucker was interim head coach for last five games in 2011

## BRADLEY'S TIMELINE

Team	Position	Years
<b>Jacksonville Jaguars</b>	<b>Head Coach</b>	<b>2013-16</b>
Seattle Seahawks	Defensive Coordinator	2009-12
Tampa Bay Buccaneers	Linebackers Coach	2007-08
Tampa Bay Buccaneers	Defensive Quality Control	2006
North Dakota State	Asst. HC/Defensive Coordinator/LBs	2005
North Dakota State	Asst. Head Coach/Linebackers	2003-04
North Dakota State	Asst. HC/Defensive Coordinator/LBs	2000-02
North Dakota State	Defensive Coordinator/Linebackers	1997-99
North Dakota State	Linebackers Coach	1996
Fort Lewis College	Defensive Coordinator/Linebackers	1992-95
North Dakota State	Graduate Assistant	1990-91

## NFL BACKGROUND

**WITH THE SEAHAWKS (2009-12):** Bradley spent four seasons (2009-12) with the Seattle Seahawks as defensive coordinator and played a vital role in the club advancing to the postseason twice. The Seahawks posted an 11-5 mark in 2012, the third-best in franchise history, and advanced to the divisional round of the playoffs.

- Bradley developed the Seattle defense into one of the NFL's top units during his tenure. The Seahawks ranked sixth in the NFL in total defense (319.2 yards per game) from 2011-12, third in points per game (17.5), fifth in takeaways (62), first in opponents passer rating (73.2) and fifth in interceptions (40).

- Under Bradley's direction in 2012, the Seahawks led the NFL by allowing a franchise-record low 15.3 points per game despite playing with the third-youngest (25 years, 195 days) defensive starting unit in the league. The Seahawks allowed a franchise-low 306.2 yards per game which ranked fourth in the NFL, finishing 10th against the run (103.1) and sixth against the pass (203.1).

- Also in 2012, Seattle ranked in the top 10 in multiple categories. They were second in fewest TDs allowed in the second half (11), third in second half points allowed (119), fourth in opponent yards per rush attempt (3.79), fifth in turnover differential (+8), fifth in most takeaways (31) and seventh in points allowed per game (19.7).

- Bradley's group sent three players to the 2012 Pro Bowl, with S **Earl Thomas** voted as a starter. He was joined in Hawaii by fellow secondary mates, S **Kam Chancellor** and CB **Brandon Browner**. In Bradley's first year as defensive coordinator, the Seahawks posted two shutouts at home, their first time doing so since 1986.

**WITH THE BUCCANEERS (2006-08):** Bradley spent three years (2006-08) with the Tampa Bay Buccaneers under Defensive Coordinator **Monte Kiffin**, serving the last two as linebackers coach after joining the Bucs in 2006 as their defensive quality control coach. LB **Derrick Brooks** earned Pro Bowl appearances in 2007 and 2008 under Bradley's guidance.

# COACHING NOTES

## JAGUARS COACHING STAFF

Position	Name	Yrs w/JAX	NFL Exp.	Previous Position (Team, Years)
Head Coach	Gus Bradley	4	10 years	Defensive Coordinator (Seahawks, 2009-12)
Assistant to Head Coach	Tyler Wolf	4	4 years	Special Teams Coordinator (Tenn. Tech, 2011-12)
<b>OFFENSE:</b>				
Offensive Coordinator	Greg Olson	2	14 years	Offensive Coordinator (Raiders, 2013-14)
Asst. Head Coach-Offense/Offensive Line Coach	Doug Marrone	2	11 years	Head Coach (Bills, 2013-14)
Quarterbacks Coach	Nathaniel Hackett	2	8 years	Offensive Coordinator (Bills, 2013-14)
Wide Receivers Coach	Jerry Sullivan	5	23 years	Wide Receivers Coach (49ers, 2005-10)
Assistant Wide Receivers Coach	Tony Sorrentino	4	4 years	Offensive Quality Control (Jaguars, 213-15)
Running Backs Coach	Kelly Skipper	2	10 years	Running Backs Coach (Raiders, 2009-14)
Tight Ends/Assistant Special Teams Coach	Ron Middleton	4	7 years	Special Teams Coordinator (Duke, 2008-12)
Offensive Coaches Associate	Chris O'Hara	3	3 years	Defensive Assistant (Miami, 2011-13)
Assistant Offensive Line Coach	John Benton	1	13 years	Offensive Line Coach (Miami, 2014-15)
Offensive Quality Control Coach	John Donovan	1	1 year	Offensive Coordinator/TEs (Penn State, 2014-15)
<b>DEFENSE:</b>				
Defensive Coordinator	Todd Wash	4	10 years	Def. Line/Run Game Coordinator (Jaguars, 2013-15)
Linebackers Coach	Robert Saleh	3	12 years	Defensive Quality Control Coach (Seattle, 2011-13)
Defensive Backs Coach	DeWayne Walker	4	11 years	Head Coach (New Mexico St., 2009-12)
Assistant Linebackers Coach	Scottie Hazelton	3	3 years	Defensive Coordinator (Nevada, 2013)
Defensive Assistant	Mike Rutenberg	4	7 years	Defensive Backs Coach (UNM, 2009-12)
Defensive Quality Control Coach	Dan Shamash	3	9 years	Quality Control to Head Coach (Tampa Bay, 2013)
Assistant Defensive Line Coach	Aaron Whitecotton	4	4 years	Assistant to the Defense (Jaguars, 2013-15)
Assistant Defensive Backs Coach	Daniel Bullocks	1	1 year	Assistant Coach/Cornerbacks (East. Michigan, 2015)
Defensive Assistant	Monte Kiffin	1	28 years	Asst. Head Coach/Defense (Dallas, 2014)
<b>SPECIAL TEAMS:</b>				
Special Teams Coordinator	Mike Mallory	4	9 years	Assistant Special Teams Coach (Saints, 2008-12)
Assistant Special Teams Coach	Matthew Smiley	4	4 years	Special Teams Coordinator (Charleston Southern, 2012)
<b>STRENGTH AND CONDITIONING:</b>				
Strength and Conditioning Coordinator	Tom Myslinski	5	9 years	Strength and Conditioning Coach (UNC, 2011)
Assistant Strength and Conditioning Coach	Cedric Scott	5	5 years	Strength Assistant (UNC, 2012)
Strength and Conditioning Associate	Alex Hampton	4	4 years	Assistant Director of Sport Science (FSU, 2012)
Strength and Conditioning Associate	Jess Langvardt	4	4 years	Assistant Strength Coach (Tulane, 2012)

## COMBINED EXPERIENCE

• The Jaguars coaching staff (27 coaches) has 502 years of coaching experience at the NFL (228) and collegiate (274) levels.

### JAGUARS COMBINED COACHING EXPERIENCE (NFL & COLLEGE)

Coach	Position	NFL	College	Total
Gus Bradley	Head Coach	10	16	26
Greg Olson	Offensive Coordinator	14	13	27
Todd Wash	Defensive Coordinator	10	11	21
Mike Mallory	Special Teams Coordinator	9	22	31
John Benton	Assistant Offensive Line	13	17	30
Daniel Bullocks	Assistant Defensive Backs	1	4	5
John Donovan	Offensive Quality Control Coach	1	19	20
Nathaniel Hackett	Quarterbacks	8	6	14
Scottie Hazelton	Assistant Linebackers	3	18	21
Monte Kiffin	Defensive Assistant	28	21	49
Doug Marrone	Asst. Head Coach-Off./OL	11	9	21
Ron Middleton	TEs/Asst. Special Teams	7	13	20
Chris O'Hara	Offensive Associate	3	5	8
Mike Rutenberg	Defensive Assistant	7	7	14
Robert Saleh	Linebackers	12	4	16
Dan Shamash	Defensive Quality Control	9	1	10
Kelly Skipper	Running Backs	10	18	28
Matt Smiley	Assistant Special Teams	4	8	12
Tony Sorrentino	Off. Asst./Quality Control	4	6	10
Jerry Sullivan	Wide Receivers	23	21	44
DeWayne Walker	Defensive Backs	11	18	29
Aaron Whitecotton	Assistant Defensive Line	4	1	5
Tyler Wolf	Assistant to Head Coach	4	2	6
Tom Myslinski	Strength & Conditioning	9	4	13
Cedric Scott	Strength & Conditioning	5	4	9
Alex Hampton	Strength & Conditioning	4	1	5
Jess Langvardt	Strength & Conditioning	4	4	8

## JAGUARS IN LONDON

• On Aug. 21, 2012, the Jaguars made history by becoming the first NFL team to commit to playing four home games at London's historic Wembley Stadium. Jaguars Owner **Shad Khan**, along with NFL Commissioner **Roger Goodell**, declared that the Jaguars would play one game each season in the United Kingdom from 2013-16. The deal has been extended through 2020.

• The Jaguars will host AFC South rival Indianapolis in a Week 4 matchup at Wembley Stadium, which is the team's first divisional matchup being played in the UK.

• Last season, Jacksonville defeated Buffalo, 34-31, in Week 7 at Wembley Stadium in London, marking the club's first-ever victory on foreign soil. Yahoo! Inc. served as the NFL's exclusive partner to deliver the first-ever live stream of an NFL game to a global audience across mobile devices for free.

### JAGUARS ALL-TIME RECORD IN LONDON (2013-15 seasons)

Date	Week	Opponent	Result	Attendance
10/25/15	7	Buffalo Bills	W, 34-31	84,021
11/9/14	10	Dallas Cowboys	L, 17-31	83,603
10/27/13	8	San Francisco 49ers	L, 10-42	83,559

"Our four-year London initiative has been every bit as rewarding as we anticipated, certainly due in large part to the league's commitment to the UK and the world class experience that Wembley Stadium has provided the Jaguars, our fans and our partners," says Jaguars owner **Shad Khan**. "Our interest in extending our agreement to play a home game each season in London is nothing new."



# OFFENSIVE NOTES



## BLAKE THE BUILDER

In 2015, **Blake Bortles'** 35 passing TDs were the most in single-season in franchise history. Bortles, 23, became the youngest QB in NFL history to record at least 4,000 passing yards, 35 passing TDs and 300 rushing yards in a single season.

For the first time in NFL history, five quarterbacks recorded at least 35 passing TDs in a single season in 2015. Bortles was one along with NE's Tom Brady, CAR's Cam Newton, NYG's Eli Manning and ARI's Carson Palmer.

### BLAKE BORTLES CAREER STATISTICS

	G/GS	ATT	CMP	YDS	SK/YD	TD	LG	IN	RT
2014	14/13	475	280	2,908	55/345	11	63t	17	69.5
2015	16/16	606	355	4,428	51/320	35	90t	18	88.2
2016	2/2	89	55	649	5/30	3	38	3	81.2
Career	32/31	1,170	690	7,985	110/695	49	90t	38	80.1

*Single-Season Franchise Record*



## FIRST HALF SUCCESS

In Week 1 vs. G.B., QB **Blake Bortles** converted 13-of-19 passes for 187 yards, including a TD, in the first half, which are the most first half passing yards in his 32-game NFL career.



## IN GOOD COMPANY

With 4,428 passing yards and 35 passing TDs in 2015, **Blake Bortles** became the third second-year quarterback in NFL history to have recorded 4,000-plus passing yards and 35-plus passing TDs in a single season (STL's Kurt Warner in 1999 and MIA's Dan Marino in 1984).

### SECOND-YEAR QBs WITH 4,000+ PASSING YARDS & 35 TDs IN A SEASON, NFL

Name (Year)	Age	Yds	TDs	INTs	Rtg
Bortles (2015)	23 years, 252 days	4,428	35	18	88.2
Warner (1999)	28 years, 194 days	4,353	41	13	109.2
Marino (1984)	23 years, 93 days	5,084	48	17	108.9



## TWICE AS NICE

QB **Blake Bortles** produced 4,428 passing yards, 35 passing TDs and 310 rushing yards in 2015. Only two other QBs in NFL history have posted 4,000-plus passing yards, 35-plus passing TDs and 300-plus rushing yards in a single season (MIN's Daunte Culpepper in 2004 and SF's Steve Young in 1998). Bortles (23 years, 8 months, 6 days) is the youngest QB in NFL history to record 4,000-plus passing yards, 35 passing TDs and 300 rushing yards in a single season.

### 4,000+ PASSING YARDS, 35+ PASSING TDs & 300+ RUSHING YARDS IN A SEASON, NFL

Name (Year)	Age	Pass Yds	Pass TDs	INTs	Rating	Rushes	Rush Yds
Bortles (2015)	23	4,428	35	18	88.2	52	310
Culpepper (2004)	27	4,717	39	11	110.9	88	406
Young (1998)	38	4,170	36	12	101.1	70	454



## TOUCHDOWN EVERYWHERE

From Sept. 13, 2015 to Dec. 27, 2015, QB **Blake Bortles** threw a TD in 15 consecutive games, the longest streak in Jaguars history. Bortles is the only QB in Jaguars history to throw a passing TD in 15 straight games to open a season. He has thrown a TD in 17 of the last 18 appearances.

### MOST CONSECUTIVE GAMES WITH A TD PASS WITH JAGUARS

Rk.	Player	Streak	Games
1.	Blake Bortles	Sept. 13-Dec. 27, 2015	15
2.	Mark Brunell	Oct. 7, 2001-Sept. 15, 2002	14
3.	Byron Leftwich	Nov. 30, 2003-Oct. 24, 2004	12
4.	Mark Brunell	Oct. 22, 2000-Sept. 9, 2001	10



## RECORD BREAKER

**Blake Bortles'** 4,428 passing yards in 2015 were the most in a single season in Jaguars history. In 2015, Bortles threw for 250 yards in a franchise-record-tying five straight games (Mark Brunell from Nov. 16-Dec. 14, 1997), including three 300-plus-yard performances (368 in Week 16 at NO; 322 in Week 13 at TEN; 329 in Week 12 vs. SD).

### MOST PASSING YARDS IN A SEASON WITH JAGUARS

Rk.	Player (Year)	Yds
1.	Blake Bortles (2015)	4,428
2.	Mark Brunell (1996)	4,367
3.	Mark Brunell (2000)	3,640
4.	David Garrard (2008)	3,620



## KEEP CALM AND COMPLETE ON

**Blake Bortles** has registered 11 20-plus-yard completions this season, which is tied for second in the NFL with ATL's Matt Ryan and NYJ's Ryan Fitzpatrick just behind CIN's Andy Dalton (13).

### MOST 20+ YARD PASS COMPLETIONS, 2016

Rk.	Player (Team)	20+ Yds
1.	Andy Dalton (Cin.)	13
2.	Blake Bortles (Jax.)	11
	Matt Ryan (Atl.)	11
	Ryan Fitzpatrick (NYJ)	11
5.	Ryan Tannehill (Mia.)	10
6.	Carson Palmer (Ari.)	9
	Ben Roethlisberger	9



## BORTLES 300

Third-year QB **Blake Bortles** engineered six 300-plus-yard passing games in 2015 to tie with Mark Brunell for the Jaguars' single-season record. Overall, Bortles has produced eight 300-yard performances in his 32-game NFL career, the second-most ever by a Jaguars QB (Mark Brunell, 1995-2003 - 22 games).

### MOST 300-YARD PASSING GAMES IN A SEASON WITH JAGUARS

Rk.	Player (Year)	Games
1.	Blake Bortles (2015)	6
	Mark Brunell (1996)	6
3.	Mark Brunell (2000, '99, '97)	3



## BACK TO BACK

QB **Blake Bortles** has produced 300+ passing yards against both Green Bay (320) and San Diego (329). Only Bortles, ATL's Matt Ryan, WAS's Kirk Cousins and CIN's Andy Dalton have accomplished 300+ passing yards in the first two games this season.



## CONSISTENT COMPLETIONS

In 2015, QB **Blake Bortles** (355) tied for the third-most completions ever recorded by a first- or second-year QB in NFL history, trailing only N.E.'s Drew Bledsoe (400) in 1994 and MIA's Dan Marino (362) in 1984.

### MOST PASS COMPLETIONS BY FIRST- OR SECOND-YEAR QBs IN A SEASON, NFL

Rk.	Player (Team)	Year	Exp.	Cmp.
1.	Drew Bledsoe (N.E.)	1994	2nd	400
2.	Dan Marino (Mia.)	1984	2nd	362
3.	Blake Bortles (Jax.)	2015	2nd	355
	Ryan Tannehill (Mia.)	2013	2nd	355
	Jeff Garcia (S.F.)	2000	2nd	355

# OFFENSIVE NOTES



## RAVE RATINGS FOR BB5

QB **Blake Bortles** has posted 649 passing yards through two games in 2016, the fifth-most in the NFL. Bortles trails CIN's **Andy Dalton**, ATL's **Matt Ryan**, WAS **Kirk Cousins** and N.O.'s **Drew Brees**.

### MOST PASSING YARDS, NFL, 2016

Rk.	Player	Yds
1.	Andy Dalton .....	732
2.	Matt Ryan .....	730
3.	Kirk Cousins .....	693
4.	Drew Brees.....	686
5.	<b>Blake Bortles.....</b>	<b>649</b>
6.	Derek Carr .....	618
7.	Matthew Stafford .....	600



## LETTING IT FLY

QB **Blake Bortles** has thrown for multiple TDs 12 times, tying for the third-most in the NFL among active QBs since 2015, trailing only ARI's **Carson Palmer** (13) and NYJ's **Ryan Fitzpatrick** (13). Bortles 11 multi-TD games in 2015 were the most such games in Jaguars single-season history.

### MOST GAMES WITH MULTIPLE PASSING TOUCHDOWNS BY ACTIVE QBs, NFL, 2015-Pres.

Rk.	Player (Team)	TDs
1.	Ryan Fitzpatrick (NYJ) .....	12
	Carson Palmer (Ari.) .....	13
3.	<b>Blake Bortles (Jax.) .....</b>	<b>12</b>
	Derek Carr (Oak.).....	12
	Eli Manning (NYG).....	12
	Matthew Stafford (Det.) .....	12
8.	Cam Newton (Car.).....	11
	Philip Rivers (S.D.).....	11
	Aaron Rodgers (G.B.) .....	11



## BLAKE'S BIG DAY

QB **Blake Bortles**, who threw for five TDs in Week 13 of the 2015 season, is the only Jaguars QB to post multiple games with four-plus passing TDs in a single season. Only five QBs in franchise history have had four-plus passing TDs in a single game: Bortles (three in 2015), **Chad Henne** (2012), **David Garrard** (2010), **Quinn Gray** (2007) and **Mark Brunell** (1998).

### MOST PASSING TOUCHDOWNS IN JAGUARS SINGLE-GAME HISTORY

Rk.	Player	Date	TDs
1.	<b>Blake Bortles.....</b>	<b>Nov. 8, 2015 at NYJ....</b>	<b>5</b>
2.	<i>Several players tied (including Bortles) .....</i>		
			4



## ON THE ROAD, AGAIN

QB **Blake Bortles** posted impressive numbers on the road in 2015, completing 182 of 304 passes (59.9%) for 2,341 yards (292.6 yards per game), 20 TDs, nine INTs and a 93.7 passer rating. Bortles' franchise-record 20 passing TDs in away games led the NFL and tied for the most road passing TDs since DEN's **Peyton Manning** (28) and PHI's **Nick Foles** (21) in 2013.

### MOST PASSING TDs IN 2015 AWAY GAMES, NFL

Rk.	Player (Team)	TDs
1.	<b>Blake Bortles (Jax.) .....</b>	<b>20</b>
2.	Eli Manning (NYG).....	19
3.	Carson Palmer (Ari.) .....	18
4.	Derek Carr (Oak.).....	17
	Russell Wilson (Sea.) .....	17



## RAVE RATINGS FOR BB5

QB **Blake Bortles** completed 355 of 606 (58.6%) passes for 4,428 yards, 35 TDs and 18 INTs in 2015, producing a career-high 88.2 passer rating. Bortles' 88.2 passer rating is the second-highest mark in single-season franchise history, and it is the best single-season figure by a Jaguars QB since **Mark Brunell** (91.2) in 1997 (min. 400 attempts).

### HIGHEST SINGLE-SEASON QB RATINGS IN JAGUARS HISTORY

Player	Year	QBR
Mark Brunell	1997	91.2
<b>Blake Bortles</b>	<b>2015</b>	<b>88.2</b>
Mark Brunell	2002	85.7



## 23 JUMP STREET

In NFL history, only three QBs age 23-or-younger have thrown for at least 35 TDs in a single season: **Blake Bortles** (35) in 2015, DET's **Matthew Stafford** (41) in 2011 and MIA's **Dan Marino** (48) in 1984. At 23 years, 252 days old, Bortles became the youngest NFL QB to post 35-plus passing TDs in a single season since Marino (23 years, 93 days) in 1984.

### MOST PASSING TOUCHDOWNS BY QBs AGE 23-OR-YOUNGER IN A SEASON, NFL

Rk.	Player (Team)	Year	Age (Years, Days)	TDs
1.	Dan Marino (Mia.)*	1984	23 years, 93 days	48
2.	Matthew Stafford (Det.)	2011	23 years, 328 days	41
3.	<b>Blake Bortles (Jax.)</b>	<b>2015</b>	<b>23 years, 252 days</b>	<b>35</b>

\* Pro Football Hall of Fame



## GO LONG

In Week 16 of the 2015 season, QB **Blake Bortles** connected with WR **Allen Robinson** on a 90-yard TD (one of Bortles' 11 completions of 40-plus yards in 2015), the longest TD and longest play from scrimmage in Jaguars regular season history.



## RISING RECEIVER

Third-year WR **Allen Robinson** tied SEA's **Doug Baldwin** and NYJ's **Brandon Marshall** for the NFL's most receiving TDs (franchise-record 14) in 2015, while also setting Jaguars single-season records in receiving average (17.5, min. 60 receptions) and 20-plus-yard receptions (31). The 23-year-old's 1,400 receiving yards were the second-most in single-season franchise history, trailing only **Jimmy Smith** (1,636) in 1999.



## RED HOT ROBINSON

In 2015, WR **Allen Robinson** tied for the most red zone TD receptions (12) since N.E.'s **Randy Moss** (14) in 2007. Impressively, Robinson is one of only five NFL players to post at least 12 red zone receiving TDs in a single season since at least 2001.

On Dec. 6, 2015, Robinson tied **Jimmy Smith** (Sept. 10, 2000) for the most receiving TDs (three) ever recorded by a Jaguars player in a single game.

### MOST RED ZONE RECEIVING TDs (NFL players since at least 2001)

Rk.	Player (Team)	Year	RZ TDs
1.	Randy Moss (N.E.) .....	2007 .....	14
2.	<b>Allen Robinson (Jax.) .....</b>	<b>2015 .....</b>	<b>12</b>
	Rob Gronkowski (N.E.) .....	2011 .....	12
	Muhsin Muhammad (Car.) .....	2004 .....	12
	Antonio Gates (S.D.).....	2004 .....	12
6.	Tyler Eifert (Cin.) .....	2015 .....	11
	Jimmy Graham (N.O.).....	2013 .....	11
	Eric Decker (Den.) .....	2012 .....	11
	James Jones (G.B.).....	2012 .....	11
	Visanthe Shiancoe (Min.).....	2009 .....	11



# OFFENSIVE NOTES

## 14-14 VISION

Dating back to 2005, only five NFL players have registered 1,400-plus receiving yards and 14-plus receiving TDs in a single season: **Allen Robinson** (1,400-14) in 2015, NYJ's **Brandon Marshall** (1,502-14) in 2015, DEN's **Demaryius Thomas** (1,430-14) in 2013, DET's **Calvin Johnson** (1,681-16) in 2011 and N.E.'s **Randy Moss** (1,493-23) in 2007.

In NFL history, Robinson is the only player age 22-or-younger to record at least 1,400 receiving yards and 14 receiving TDs in a single season.

### 1,400+ RECEIVING YARDS & 14+ RECEIVING TDs, NFL, 2005-PRESENT

Name (Team)	Year	Age	Rec. Yds	Rec. TDs
<b>Allen Robinson (Jax.)</b>	<b>2015</b>	<b>22</b>	<b>1,400</b>	<b>14</b>
Brandon Marshall (NYJ)	2015	31	1,502	14
Demaryius Thomas (Den.)	2013	26	1,430	14
Calvin Johnson (Det.)	2011	26	1,681	16
Randy Moss (N.E.)	2007	30	1,493	23

## PRO BOWL PASS CATCHER



On Jan. 7, 2016, WR **Allen Robinson** was named to the Pro Bowl for the first time in his NFL career, replacing Lions injured WR **Calvin Johnson**. At 22 years old, Robinson was the youngest Jaguars player ever to be named to the Pro Bowl.

Robinson, who joins **Keenan McCardell** and **Jimmy Smith** as the only Pro Bowl WRs in franchise history, is the first Jaguars WR to be named to the NFL's all-star game since Smith in 2001. He is also the club's first offensive representative at the Pro Bowl since RB **Maurice Jones-Drew** in 2011.

### JAGUARS ALL-TIME PRO BOWL SELECTIONS

Season	Pos.	Player	w/ Jax.
2015	WR	Allen Robinson	1st
2013	LB	Paul Posluszny	1st
<b>2011</b>	<b>RB</b>	<b>Maurice Jones-Drew</b>	<b>3rd</b>
	ST	Montell Owens	2nd
<b>2010</b>	<b>RB</b>	<b>Maurice Jones-Drew*</b>	<b>2nd</b>
	TE	Mercedes Lewis	1st
	ST	Montell Owens	1st
2009	QB	David Garrard	1st
	RB	Maurice Jones-Drew	1st
2007	RB	Fred Taylor	1st
<b>2006</b>	<b>CB</b>	<b>Rashean Mathis*</b>	<b>1st</b>
	DT	John Henderson	2nd
<b>2005</b>	<b>DT</b>	<b>Marcus Stroud</b>	<b>3rd</b>
<b>2004</b>	<b>DT</b>	<b>Marcus Stroud</b>	<b>2nd</b>
	DT	John Henderson	1st
<b>2003</b>	<b>DT</b>	<b>Marcus Stroud</b>	<b>1st</b>
2002	P	Chris Hanson	1st
2001	WR	Jimmy Smith*	5th
	DT	Gary Walker	1st
<b>2000</b>	<b>OT</b>	<b>Tony Boselli*</b>	<b>5th</b>
	WR	Jimmy Smith	4th
<b>1999</b>	<b>OT</b>	<b>Tony Boselli*</b>	<b>4th</b>
	WR	Jimmy Smith	3rd
	DE	Tony Brackens	1st
	LB	Kevin Hardy	1st
	S	Carnell Lake	1st
	QB	Mark Brunell	3rd
	OT	Leon Searcy	1st
<b>1998</b>	<b>OT</b>	<b>Tony Boselli</b>	<b>3rd</b>
	WR	Jimmy Smith	2nd
<b>1997</b>	<b>OT</b>	<b>Tony Boselli</b>	<b>2nd</b>
	P	Bryan Barker	1st
	PK	Mike Hollis	1st
	QB	Mark Brunell^	2nd
	WR	Jimmy Smith	1st
1996	OT	Tony Boselli	1st
	QB	Mark Brunell	1st
	WR	Keenan McCardell	1st

\* Did not play due to injury  
**Bold:** Pro Bowl starter • ^ Pro Bowl MVP

## 14 TOUCHDOWNS AND COUNTING

WR **Allen Robinson's** franchise-record 14 receiving TDs tied SEA's **Doug Baldwin** and NYJ's **Brandon Marshall** for the most in the NFL in 2015.

### MOST RECEIVING TOUCHDOWNS, NFL, 2015

Rk.	Player (Team)	TDs
<b>1.</b>	<b>Allen Robinson (Jax.)</b> .....	<b>14</b>
	Doug Baldwin (Sea.).....	14
	Brandon Marshall (NYJ).....	14
<b>4.</b>	Odell Beckham Jr. (NYG).....	13
	Tyler Eifert (Cin.) .....	13

## ABOVE AVERAGE

WR **Allen Robinson** posted a 17.5 receiving yards average in 2015, the NFL's highest mark among players with at least 60 receptions.

### MOST YARDS PER RECEPTION, NFL, 2015 (min. 60 receptions)

Rk.	Player (Team)	Avg.	Rec.	Yds
<b>1.</b>	<b>Allen Robinson (Jax.)</b>	<b>17.5</b>	<b>80</b>	<b>1,400</b>
T2.	Rob Gronkowski (N.E.)	16.3	72	1,176
T2.	Mike Evans (T.B.)	16.3	74	1,206
T2.	T.Y. Hilton (Ind.)	16.3	69	1,124

## FEELIN' THE HURNS

Third-year WR **Allen Hurns** ranked second among Jaguars players in receptions (64), receiving yards (1,031), receiving average (16.1) and receiving TDs (10) in 2015. Hurns, 24, became the youngest undrafted player in NFL history to record 1,000-plus receiving yards and 10-plus receiving TDs in a single season. His 10 receiving TDs were tied for the second-most in single-season franchise history (**Allen Robinson** - 14 in 2015).

## DYNAMIC DUO

Since Week 1 of the 2015 season, WRs **Allen Robinson** and **Allen Hurns** have become one of the top receiving duos in the NFL. The two are currently in third place with the most yards among receiving pairs.

### MOST RECEIVING YARDS, NFL, WEEK 1 2015 to PRESENT

Rank	Players	Team	Yards
1.	Antonio Brown, Martavis Bryant	PIT	2,764
2.	Brandon Marshall, Eric Decker	NYJ	2,825
<b>3.</b>	<b>Allen Robinson, Allen Hurns</b>	<b>JAX</b>	<b>2,696</b>
4.	Demaryius Thomas, Emmanuel Sanders	DEN	2,665
5.	Brandin Cooks, Willie Snead	N.O.	2,559

## THE YOUNG AND THE RESTLESS

Only nine NFL players age 24-or-younger registered 1,000-plus receiving yards in 2015: **Allen Hurns** (1,031) and **Allen Robinson** (1,400), NYG's **Odell Beckham Jr.** (1,450), N.O.'s **Brandin Cooks** (1,138), OAK's **Amarri Cooper** (1,070), T.B.'s **Mike Evans** (1,206), HOU's **DeAndre Hopkins** (1,521), MIA's **Jarvis Landry** (1,157) and BUF's **Sammy Watkins** (1,047).

### MOST RECEIVING YARDS BY 24-OR-YOUNGER PLAYERS, NFL, 2015

Rk.	Player (Team)	Age	Yds
1.	DeAndre Hopkins (Hou.).....	23	1,521
2.	Odell Beckham Jr. (NYG).....	23	1,450
<b>3.</b>	<b>Allen Robinson (Jax.)</b> .....	<b>22</b>	<b>1,400</b>
4.	Mike Evans (T.B.) .....	22	1,206
5.	Jarvis Landry (Mia.).....	23	1,157
6.	Brandin Cooks (N.O.) .....	22	1,138
7.	Amarri Cooper (Oak.) .....	21	1,070
8.	Sammy Watkins (Buf.).....	22	1,047
<b>9.</b>	<b>Allen Hurns (Jax.)</b> .....	<b>24</b>	<b>1,031</b>

# OFFENSIVE NOTES

## MEET THE ALLENS

WRs **Allen Robinson** (1,400) and **Allen Hurns** (1,031) are the first NFL combo age 24-or-younger to post 1,000-plus receiving yards in a single season since CLE's **Braylon Edwards** (1,289) and **Kellen Winslow** (1,106) in 2007. The only other NFL duo age 24-or-younger to accomplish the feat was S.D.'s **John Jefferson** (1,340) and **Kellen Winslow Sr.** (1,290) in 1980.

Team (Year)	Player (Yds)	Player (Yds)
Jax. (2015)	<b>Allen Robinson (1,400)</b>	<b>Allen Hurns (1,031)</b>
Cle. (2007)	Braylon Edwards (1,289)	Kellen Winslow (1,106)
S.D. (1980)	John Jefferson (1,340)	Kellen Winslow Sr. (1,290)

## DOUBLE A'S

WRs **Allen Robinson** (15.1) and **Allen Hurns** (14.8) rank first and second, respectively, in Jaguars history in receiving average (min. 100 receptions).

### MOST YARDS PER RECEPTION IN JAGUARS HISTORY (min. 100 receptions)

Rk.	Player (Year)	Avg.	Rec.	Yds.
1.	<b>Allen Robinson (2014-16)</b>	<b>15.1</b>	<b>137</b>	<b>2,074</b>
2.	<b>Allen Hurns (2014-16)</b>	<b>14.8</b>	<b>124</b>	<b>1,847</b>
3.	Jimmy Smith (1995-2005)	14.3	862	12,287
4.	Ernest Wilford (2004-10)	13.9	153	2,120
5.	Mike Sims-Walker (2008-11)	13.5	107	1,442

## LUCKY NUMBER SEVEN

Since 2010, only five NFL players have caught a TD pass in at least seven consecutive games: **Allen Hurns** (seven) in 2015, N.E./DEN's **Wes Welker** (eight) from 2012-13, DAL's **Dez Bryant** (seven) in 2012, CIN's **A.J. Green** (nine) in 2012 and K.C.'s **Dwayne Bowe** (seven) in 2010. Hurns' seven-game streak with a receiving TD was the longest since N.E./DEN's **Wes Welker** (eight games) from Dec. 23, 2012-Oct. 13, 2013.

### MOST CONSECUTIVE GAMES WITH A RECEIVING TD, 2010-PRES.

Rk.	Player	Streak	Games
1.	A.J. Green (Cin.)	Sept. 16-Nov. 18, 2012	9
2.	Wes Welker (N.E./Den.)	Dec. 23, 2012-Oct. 13, 2013	8
3.	<b>Allen Hurns (Jax.)</b>	<b>Sept. 27-Nov. 15, 2015</b>	<b>7</b>
	Dez Bryant (Dal.)	Nov. 11-Dec. 23, 2012	7
	Dwayne Bowe (K.C.)	Oct. 17-Nov. 28, 2010	7

## FINAL FIVE

Only five undrafted players since the 1970 NFL merger have registered at least 1,000 receiving yards, 10 receiving TDs and a 16.0 receiving average in a single season: **Allen Hurns** (1,031-10-16.1) in 2015, DAL's **Miles Austin** (1,320-11-16.3) in 2009, DEN's **Rod Smith** (1,180-12-16.9) in 1997, ATL's **Alfred Jenkins** (1,358-13-19.4) in 1981 and DEN's **Steve Watson** (1,244-13-20.7) in 1981. Hurns is the first undrafted player age 24-or-younger to accomplish the feat since Watson (24) with DEN in 1981.

### 1,000+ RECEIVING YARDS, 10+ RECEIVING TDs, 16.0+ YARDS PER RECEPTION BY UNDRAFTED PLAYERS, 1970-PRES.

Name (Team)	Year	Age	Rec. Yds	Rec. TDs	Yds/Rec.
<b>Allen Hurns (Jax.)</b>	<b>2015</b>	<b>24</b>	<b>1,031</b>	<b>10</b>	<b>16.1</b>
Miles Austin (Dal.)	2009	25	1,320	11	16.3
Rod Smith (Den.)	1997	27	1,180	12	16.9
Alfred Jenkins (Atl.)	1981	29	1,358	13	19.4
Steve Watson (Den.)	1981	24	1,244	13	20.7

## MAY THE ODDS BE EVER IN YOUR FAVOR

WR **Bryan Walters** registered receptions on 76.2% of his targets in 2015, the fourth-best mark in the NFL (min. 40 targets), trailing only SEA's **Doug Baldwin** (80.4%), N.E.'s **Danny Amendola** (79.3%) and ARI's **Larry Fitzgerald** (76.8%) in that category.

### MOST RECEPTIONS PER TARGET BY A WIDE RECEIVER, 2015 (min. 40 targets)

Rk.	Player (Team)	Rec.	Targets	Rec.%
1.	Doug Baldwin (Sea.)	78	97	80.4
2.	Danny Amendola (N.E.)*	65	82	79.3
3.	Larry Fitzgerald (Ari.)	109	142	76.8
4.	<b>Bryan Walters (Jax.)*</b>	<b>32</b>	<b>42</b>	<b>76.2</b>
5.	Keenan Allen (S.D.)*	67	88	76.1
6.	Jamison Crowder (Was.)	59	78	75.6
7.	Eddie Royal (Chi.)	37	50	74.0
8.	Tyler Lockett (Sea.)	51	69	73.9
9.	Jeremy Butler (Bal.)*	31	42	73.8
10.	Cole Beasley (Dal.)	52	72	72.2

\* AFC wide receiver

## LEADER OF THE PACK

Dating back to 2013, TE **Julius Thomas**' 30 receiving TDs since then are the most by a TE and the fifth-most in the NFL over that span, trailing only NYJ's **Brandon Marshall** (34), PIT's **Antonio Brown** (33), DAL's **Dez Bryant** (32) and DEN's **Demaryius Thomas** (31).

### MOST RECEIVING TOUCHDOWNS BY A TIGHT END, 2013-PRESENT

Rk.	Player (Team)	TDs
1.	<b>Julius Thomas (Jax.)</b>	<b>30</b>
2.	Jimmy Graham (Sea.)	28
3.	Rob Gronkowski (N.E.)	27
4.	Antonio Gates (S.D.)	22
5.	Greg Olsen (Car.)	20

## TOUCHDOWN THOMAS

Since returning from a thumb injury in Week 5 last season, TE **Julius Thomas** produced six receiving TDs, tied for the fifth-most by an NFL TE in that span and trailing only CIN's **Tyler Eifert** (10), CLE's **Gary Barnidge** (seven) and N.E.'s **Rob Gronkowski** (seven) in the AFC.

### MOST RECEIVING TOUCHDOWNS BY A TIGHT END, WEEK 5 2015 to PRESENT

Rk.	Player (Team)	TDs
1.	Tyler Eifert (Cin.)*	10
	Jordan Reed (Was.)	10
3.	Gary Barnidge (Cle.)*	7
	Rob Gronkowski (N.E.)*	7
5.	<b>Julius Thomas (Jax.)*</b>	<b>6</b>
	Richard Rodgers (G.B.)	6
	Benjamin Watson (N.O.)	6
	Antonio Gates (S.D.)*	6
	Greg Olsen (Car.)	6
10.	Zach Miller (Chi.)	5
	Delanie Walker (Ten.)*	5

# OFFENSIVE NOTES



## FRANCHISE 4000

In Week 17 at HOU, TE **Mercedes Lewis** caught one pass for 45 yards, his longest reception of the season. On that catch, Lewis eclipsed the 4,000-yard mark for his NFL career. Lewis (4,080) joined **Jimmy Smith** (12,287 from 1995-2005) and **Keenan McCardell** (6,393 from 1996-2001) as the only players in Jaguars history to record at least 4,000 career receiving yards.

### MOST RECEIVING YARDS in JAGUARS HISTORY

Rk.	Player (Years)	Yds
1.	Jimmy Smith (1995-2005).....	12,287
2.	Keenan McCardell (1996-2001).....	6,393
3.	<b>Mercedes Lewis (2006-16).....</b>	<b>4,080</b>
4.	Maurice Jones-Drew (2006-13).....	2,873
5.	Kyle Brady (1996-2006).....	2,500



## LUXURY MERCEDES

TE **Mercedes Lewis** has produced 28 career receiving TDs, the third-most in Jaguars history. Lewis has also tallied the third-most career receptions (335) in franchise history. Lewis notched his first touchdown of the 2016 in Week 2 against the Chargers.

### MOST RECEIVING TDs in JAGUARS HISTORY

Rk.	Player (Years)	TDs
1.	Jimmy Smith (1995-2005).....	67
2.	Keenan McCardell (1996-2001).....	30
3.	<b>Mercedes Lewis (2006-16).....</b>	<b>28</b>

### MOST RECEPTIONS in JAGUARS HISTORY

Rk.	Player (Years)	Rec.
1.	Jimmy Smith (1995-2005).....	862
2.	Keenan McCardell (1996-2001).....	499
3.	<b>Mercedes Lewis (2006-16).....</b>	<b>335</b>
	Maurice Jones-Drew (2006-13).....	335



## RUN, IVORY, RUN

RB **Chris Ivory** ranked fifth in the NFL with 1,070 rushing yards in 2015, which marked, his first season with over 1,000 rushing yards.

### MOST RUSHING YARDS, NFL, 2015

Rk.	Player	Yds.
1.	Adrian Peterson.....	1,485
2.	Doug Martin.....	1,402
3.	Todd Gurley.....	1,106
4.	Darren McFadden.....	1,089
5.	<b>Chris Ivory.....</b>	<b>1,070</b>



## 1ST AND 10

Among all running backs in 2015, RB **Chris Ivory** ranked sixth in the NFL with 50 rushing first downs.

### MOST RUSHING FIRST DOWNS by a RUNNING BACK, NFL, 2015

Rk.	Player	Rush 1st
1.	Adrian Peterson.....	71
2.	Devonta Freeman.....	68
3.	Doug Martin.....	61
4.	Darren McFadden.....	52
5.	DeAngelo Williams.....	51
6.	<b>Chris Ivory.....</b>	<b>50</b>



## THE RUNNING MAN

In 2015, RB **T.J. Yeldon** (1,019) became the third Jaguars rookie RB to register 1,000-plus scrimmage yards in a single season, joining **Maurice Jones-Drew** (1,377) in 2006 and **Fred Taylor** (1,644) in 1998. Yeldon's 1,019 scrimmage yards were the most by a Jaguars RB since Jones-Drew (1,117) in 2013.



## RUN AND CATCH

In 2015, RB **T.J. Yeldon** (36) tied with ARI's **David Johnson** for the third-most receptions by an NFL rookie RB, trailing only CLE's **Duke Johnson** (61) and BAL's **Javorius Allen** (45).

### MOST RECEPTIONS by a ROOKIE RUNNING BACK, NFL, 2015

Rk.	Player (Team)	Rec.
1.	Duke Johnson (Cle.).....	61
2.	Javorius Allen (Bal.).....	45
3.	<b>T.J. Yeldon (Jax.).....</b>	<b>36</b>
	David Johnson (Ari.).....	36
5.	Melvin Gordon (S.D.).....	33

Among rookie RBs in 2015, Yeldon also ranked third in the AFC and tied-fifth in the NFL with 279 receiving yards. Yeldon joined CLE's **Duke Johnson** (534), ARI's **David Johnson** (457), BAL's **Javorius Allen** (353), WAS' **Matt Jones** (304) and CHI's **Jeremy Langford** (279) as the only NFL rookie RBs to register 200-plus receiving yards last season.

### MOST RECEIVING YARDS by a ROOKIE RUNNING BACK, NFL, 2015

Rk.	Player (Team)	Rec.
1.	Duke Johnson (Cle.).....	534
2.	David Johnson (Ari.).....	457
3.	Javorius Allen (Bal.).....	353
4.	Matt Jones (Was.).....	304
5.	<b>T.J. Yeldon (Jax.).....</b>	<b>279</b>
	Jeremy Langford (Chi.).....	279



## RUN, RUN, RUN AS FAST AS YOU CAN

RB **T.J. Yeldon** ranked third among NFL rookies last season with 182 rushing attempts in 2015, trailing only STL's **Todd Gurley** (229) and S.D.'s **Melvin Gordon** (184).

### MOST RUSHING ATTEMPTS BY A ROOKIE, 2015

Rk.	Player (Team)	Att.
1.	Todd Gurley (STL).....	229
2.	Melvin Gordon (S.D.).....	184
3.	<b>T.J. Yeldon (Jax.).....</b>	<b>182</b>
4.	Jeremy Langford (Chi.).....	148
5.	Thomas Rawls (Sea.).....	147



# DEFENSIVE NOTES

## MR. 18

In Week 3 last season, LB **Paul Posluszny** recorded a season-high 18 tackles (14 solo), three stops shy of his career high (21 on Dec. 19, 2012 at MIA) and the second-highest single-game total by an NFL player in 2015.

### MOST TACKLES IN A SINGLE GAME, NFL, 2015

Rk.	Name (Team)	Date/Opponent	Total
1.	Danny Trevathan (Den.)	11/8/15 at Indianapolis	19
2.	<b>Paul Posluszny (Jax.)</b>	<b>9/27/15 at New England</b>	<b>18</b>
3.	Kam Chancellor (Sea.)	11/15/15 vs. Arizona	17
	D'Qwell Jackson (Ind.)	10/4/15 vs. Jacksonville	17
5.	four players		16

## INSIDE LEVERAGE

LB **Paul Posluszny** (133-3) was one of only two NFL LBs with 125-plus tackles and three-plus INTs in 2015, joining T.B.'s **Lavonte David** (147-3). Below is a list of NFL LBs that have registered at least 125 tackles and three INTs in a single season since 2013:

### 125+ TACKLES & 3+ INTs IN A SINGLE SEASON BY A LINEBACKER, 2013-2015

Year	Player (Team)	Tackles	INTs
2015	<b>Paul Posluszny (Jax.)</b>	<b>133</b>	<b>3</b>
	Lavonte David (T.B.)	147	3
2013	Kiko Alonso (Buf.)	159	4
	Luke Kuechly (Car.)	156	4
	Lavonte David (T.B.)	144	5
	Chad Greenway (Min.)	134	3
	Danny Trevathan (Den.)	125	3

## IT'S TACKLE TIME

Dating back to his rookie campaign in 2007, LB **Paul Posluszny** has produced 91 games with seven-or-more tackles, tied for the most such games in the NFL over that span with IND's **D'Qwell Jackson**.

### MOST GAMES WITH 7+ TACKLES, NFL, 2007-PRESENT

Rk.	Player	Games
1.	<b>Paul Posluszny</b>	<b>91</b>
1.	D'Qwell Jackson	91
3.	Karlos Dansby	86
4.	Chad Greenway	83
5.	Patrick Willis	78

## ALL THE WAY UP

According to Sport Radar 360, LB **Paul Posluszny** has made 1,035 tackles since 2007, the second-most tackles in the NFL over that span.

### MOST TACKLES, NFL, 2007-PRESENT

Rk.	Player	Tackles
1.	Chad Greenway	1,052
2.	<b>Paul Posluszny</b>	<b>1,035</b>
3.	D'Qwell Jackson	1,025

## BALANCED PLAY POZ

LB **Paul Posluszny** is one of only three active NFL players to record 12-plus sacks and 12-plus INTs since the start of 2007, joining CLE's **Karlos Dansby** (24.0-15) and K.C.'s **Derrick Johnson** (21.0-13).

### 12+ SACKS & 12+ INTs, NFL, 2007-PRESENT

Player	Sacks	INTs
<b>Paul Posluszny</b>	<b>13.0</b>	<b>14</b>
Karlos Dansby	24.0	15
Derrick Johnson	21.0	13

## ON THE RISE

With game-high 11 tackles at San Diego, LB **Paul Posluszny** ranks fourth place on the Jaguars' career tackles list.

### JAGUARS ALL-TIME TACKLES

Player	Tackles
Daryl Smith (2004-12)	1,089
Donovin Darius (1998-2006)	858
Mike Peterson (2003-08)	837
<b>Paul Posluszny (2011-16)</b>	<b>815</b>
Kevin Hardy (1996-2001)	789
John Henderson (2002-09)	563
Rashean Mathis (2003-12)	554
Akin Ayodele (2002-05)	489

## SMITH STANDS OUT

Since becoming a full-time starter in Week 12 in 2014, LB **Telvin Smith** ranks second in the NFL with 208 tackles, trailing only IND's **D'Qwell Jackson** (213).

### MOST TACKLES, NFL, WEEK 12 2014 - PRESENT

Rk.	Player (Team)	Total	Solo	Asst.
1.	D'Qwell Jackson (Ind.)	213	124	89
2.	<b>Telvin Smith (Jax.)</b>	<b>208</b>	<b>155</b>	<b>53</b>
3.	Reshad Jones (Mia.)	197	151	47
	Lavonte David (T.B.)	185	111	74
5.	Bobby Wagner (Sea.)	182	118	64

## ALL OR NOTHING

LB **Telvin Smith** joins T.B.'s **Lavonte David**, CAR's **Luke Kuechly**, BAL's **C.J. Mosley**, CAR's **Thomas Davis** and N.E.'s **Jamie Collins** as the only NFL players with 200-plus tackles and multiple FFs, FRs and INTs since the start of 2014.

### 200+ TACKLES WITH MULTIPLE FORCED FUMBLES, FUMBLE RECOVERIES & INTERCEPTIONS, 2014-PRESENT

Name (Team)	Tackles	Solo	Asst.	FFs	FRs	INTs
Lavonte David (T.B.)	301	192	109	6	3	3
Luke Kuechly (Car.)	292	189	103	3	2	6
C.J. Mosley (Bal.)	253	166	87	2	3	3
Preston Brown (Buf.)	249	141	108	2	3	3
<b>Telvin Smith (Jax.)</b>	<b>244</b>	<b>180</b>	<b>64</b>	<b>3</b>	<b>2</b>	<b>2</b>
Jamie Collins (N.E.)	213	133	80	9	3	4

## TOP OF HIS CLASS

Among NFL players age 25-or-younger in 2015, LB **Telvin Smith** ranked first with 128 tackles (99 solo).

### MOST TACKLES BY PLAYER AGE 25-OR-YOUNGER, NFL, 2015

Rk.	Player (Team)	Age	Total	Solo	Asst.
1.	<b>Telvin Smith (Jax.)</b>	<b>24</b>	<b>128</b>	<b>99</b>	<b>29</b>
2.	Luke Kuechly (Car.)	24	118	76	42
3.	Preston Brown (Buf.)	23	117	63	54

Smith has produced 227 tackles in his NFL career, the most ever by a Jaguars player in his first two seasons.

### MOST TACKLES IN FIRST TWO NFL SEASONS in JAGUARS HISTORY

Rk.	Player (Years)	Total	Solo	Asst.
1.	<b>Telvin Smith (2014-15)</b>	<b>227</b>	<b>167</b>	<b>60</b>
2.	<b>Jonathan Cyprien (2013-14)</b>	<b>209</b>	<b>159</b>	<b>50</b>
3.	Akin Ayodele (2002-03)	181	145	36

# DEFENSIVE NOTES



## DOUBLE THE TROUBLE

LB **Telvin Smith** recorded three double-digit tackling efforts in 2015 (Week 3 at N.E. - 11; Week 5 at T.B. - 14; Week 10 at BAL - 12). Over the last two seasons, the 24-year-old has posted seven games with at least 10 tackles, including a career-high 16 (11 solo) on Dec. 28, 2014 at HOU.

### SMITH'S MOST SINGLE-GAME TACKLES, NFL, 2014-15

Rk.	Date/Opponent	Tackles (Solo)
1.	Dec. 28, 2014 at HOU	16 (11)
2.	Dec. 18, 2014 vs. TEN	15 (10)
3.	Oct. 11, 2015 at T.B.	14 (13)
4.	Nov. 15, 2015 at BAL	12 (5)
	Nov. 23, 2014 at IND	12 (9)
6.	Sept. 27, 2015 at N.E.	11 (7)
7.	Nov. 30, 2014 at NYG	10 (8)



## SIXES FOR SMITH

LB **Telvin Smith** has registered six-plus tackles in 18 consecutive games (dating back to Week 16 in 2014), the NFL's longest active streak, during which he has totaled 177 tackles (9.8 tackles per game). Smith has ranked first or second on the team in tackles in nine of his last 10 games played.

### MOST CONSECUTIVE GAMES WITH 6+ TACKLES, NFL

Rk.	Player (Team)	Games (Tackles)
1.	Telvin Smith (Jax.)	18 (177)
2.	K.J. Wright (Sea.)	11 (87)
3.	Lawrence Timmons (Pit.)	9 (71)



## JAX SACK ATTACK

In 2015, DL **Jared Odrick** led the Jaguars with 5.5 sacks, the second-most of his NFL career (6.0 in 2011 with MIA). Odrick, who now has 23.0 career QB takedowns, has recorded multiple sacks in four of his last five seasons. Odrick posted the first sack for the Jaguars in Week 1 of 2016 season.

### MOST SACKS (Jaguars players in 2015)

Rk.	Player	Sacks
1.	Jared Odrick	5.5
2.	Andre Branch	4.0
	Aaron Colvin	4.0
	Roy Miller III	4.0
5.	Ryan Davis	3.0



## NOW WATCH ME CYP'

**Johnathan Cyprien** leads all NFL DBs in tackles since the start of 2014 and led the team with the most tackles in Week 1.

### MOST TACKLES by a DEFENSIVE BACK, NFL, 2014-PRES.

Rk.	Player (Team)	Total	Solo	Asst.
1.	Johnathan Cyprien (Jax.)	227	163	64
2.	Reshad Jones (Mia.)	226	182	44
3.	Barry Church (Dal.)	213	152	61



## SUPER BOWL HISTORY

DL **Malik Jackson** recovered a fumble in Carolina's end zone in Super Bowl 50 to give Denver a 10-0 lead. He is one of just four players who had a fumble recovery for a touchdown in Super Bowl history since 1970.

### FUMBLE RECOVERY FOR A TOUCHDOWN, SUPER BOWL, SINCE 1970

PLAYER	SUPER BOWL
Malik Jackson	50
James Washington	XXVIII
Jimmie Jones	XXVII
Ken Norton	XXVII



## KEEP IT ON THE DL

Since not missing a game beginning in Week 1 of 2013, DL **Malik Jackson** ranks tied for third in the NFL among defensive linemen with 15 passes defended.

### PASSES DEFENSED BY A DEFENSIVE LINEMAN, NFL, 2013-PRESENT

Rk.	Player	PDs
1.	J.J. Watt	25
2.	Jason Pierre-Paul	17
3.	<b>Malik Jackson</b>	15
	Muhammad Wilkerson	15
	Ndamukong Suh	15



## DAVON'S DEFENSE

CB **Davon House**'s career-high 23 passes defended in 2015 were the third-most in the NFL, trailing only OAK's **David Amerson** (26) and K.C.'s **Marcus Peters** (26). House also set a Jaguars single-season record, surpassing the longstanding mark held by **Rashean Mathis** (21 in 2004 and 2006).

### MOST PASSES DEFENSED, NFL, 2015

Rk.	Player (Team)	PDs
1.	David Amerson (Was./Oak.)	26
	Marcus Peters (K.C.)	26
3.	<b>Davon House (Jax.)*</b>	23
4.	Johnathan Joseph (Hou.)	22
5.	Ronald Darby (Buf.)	21

\* Most PDs in Jaguars history (single-season)



## NO FLY ZONE

Since 2013, FS **Tashaun Gipson** ranks third in the NFL among safeties with 13 interceptions. Gipson also has two interceptions for a touchdown.

### INTERCEPTIONS BY A SAFETY, NFL, 2013-PRESENT

Rk.	Player	Games	INT	TD
T1.	Glove Quin	49	14	1
T1.	Reggie Nelson	48	14	1
3.	<b>Tashaun Gipson</b>	41	13	2
4.	Rashad Johnson	44	12	2
5.	Earl Thomas	49	11	0



## UNDRAFTED ROOKIES

Since the Jaguars' inaugural season in 1995, there have been 41 undrafted rookies to make the club's opening day roster.

Year	Player
2016	<b>S Jarrod Wilson</b>
2015	LB Thurston Armbrister, RB Corey Grant, CB Nick Marshall
2014	WR Allen Hurns, G Tyler Shatley, OT Josh Wells
2013	DT Abry Jones, LB LaRoy Reynolds, LS Carson Tinker
2012	DB Antwon Blake, WR Kevin Elliott, LB Julian Stanford, C Mike Brewster
2011	OT Cameron Bradfield, WR Jamar Newsome, CB Kevin Rutland
2010	LB Jacob Cutrera, OT Kevin Haslam, DE Aaron Morgan
2009	LB Russell Allen, DE Julius Williams
2008	CB Brian Witherspoon, CB Isaiah Gardner
2007	---
2006	OT Richard Collier, DE Tony McDaniel, RB Montell Owens
2005	G Dan Connolly, RB/KR Derrick Wimbush
2004	TE Brian Jones, CB David Richards
2003	PK Seth Marler, WR Cortez Hankton, DT Matt Leonard
2002	---
2001	RB Elvis Joseph, WR Randal Williams, FB Patick Washington
2000	---
1999	FB Stacey Mack
1998	---
1997	CB Kevin Devine, DE Jabbar Threats
1996	CB Rashid Gayle
1995	TE Gordon Laro

# SPECIAL TEAMS NOTES



## THROWBACK

In his first NFL season in 2015, K **Jason Myers** made 26 of 30 (86.7%) FGs and 32 of 39 (82.1%) extra point attempts, combining for 110 points in 16 games played. Myers' 110 points were the fifth-most in Jaguars single-season history (**Mike Hollis** in 1997 - 134; Hollis 1999 - 130; **Josh Scobee** in 2006 - 119; Hollis in 1996 - 117). In Week 1, Myers made 3 Of 3 FGs, including a 50-yarder, and 2 of 2 extra point attempts.

### JAGUARS ALL-TIME KICKERS

Name (Years)	Games	XPM/XPA	XP%	FGM/FGA	FG%
<b>Jason Myers (2015-16)</b>	<b>18</b>	<b>36/43</b>	<b>83.7</b>	<b>29/34</b>	<b>85.3</b>
Josh Scobee (2004-14)	168	317/322	98.4	235/291	80.8
John Carney (2007)	8	20/21	95.2	9/11	81.8
Seth Marler (2003)	16	30/30	100.0	20/33	60.6
Danny Boyd (2002)	4	7/7	100.0	5/5	100.0
Richie Cunningham (2002)	1	2/2	100.0	1/1	100.0
Hayden Epstein (2002)	6	13/13	100.0	5/9	55.6
Tim Seder (2002)	5	11/11	100.0	8/12	66.7
Steve Lindsey (1999-2000)	26	5/5	100.0	5/7	71.4
Mike Hollis (1995-2001)	108	239/242	98.8	175/217	80.6



## MYERS FOR MAYOR

In Week 2 of the 2015 season, second-year K **Jason Myers** connected on a career-long 58-yard FG, the second-longest FG in franchise history. Myers' 58-yarder tied with **Kyle Brindza** for the third-longest distance made by an NFL kicker in 2015 (STL's **Greg Zuerlein**, 61 yards; DET's **Matt Prater**, 59 yards).

### LONGEST FIELD GOAL MADE in JAGUARS HISTORY

Rk.	Name	Date/Opponent	Yds
1.	Josh Scobee	Oct. 3, 2010 vs. IND	59
2.	<b>Jason Myers</b>	<b>Sept. 20, 2015 vs. MIA</b>	<b>58</b>
3.	Josh Scobee	Dec. 15, 2013 vs. BUF	55

### LONGEST FIELD GOAL MADE, NFL, 2015

Rk.	Name (Team)	Date/Opponent	Yds
1.	Greg Zuerlein (STL)	Nov. 8, 2015 at CIN	61
2.	Matt Prater (Det.)	Jan. 3, 2016 at CHI	59
3.	<b>Jason Myers (Jax.)</b>	<b>*Sept. 20, 2015 vs. MIA</b>	<b>58</b>
	Kyle Brindza (TB)	Sept. 27, 2015 at HOU	58

\* AFC kicker



## WEEK 1 SQUAD

K Jason Myers was one of six kickers (**Dan Bailey-2**, **Stephen Gostkowski**, **Justin Tucker**, **Adam Vinatieri**, **Blair Walsh**) to make at least one 50+ yard FG in Week 1 of 2016, which ties for the most to make at least one 50+ yard FG in Week 1 in NFL history (2010 & 2014).



## BIG FOOT

From 11/15/15 to 9/11/16, K **Jason Myers** made 16 consecutive FGs, tying for third-most consecutive made FGs in Jaguars history. Myers converted three FGs (26, 39, 50) against the Packers on Sept. 11, 2016.

### CONSECUTIVE FGs MADE IN JAGUARS HISTORY

Rank	Name	Dates	FGs
1.	Josh Scobee	Nov. 27, 2011-Nov. 4, 2012	20
1.	Mike Hollis	Nov. 1, 1998-Sept. 19, 1999	20
3.	Mike Hollis	Oct. 12-Nov. 30, 1997	16
3.	<b>Jason Myers</b>	<b>Nov. 15, 2015-Sept. 11, 2016</b>	<b>16</b>
5.	Josh Scobee	Sept. 11-Nov. 15, 2011	15
5.	Josh Scobee	Oct. 1-Nov. 26, 2006	15



## TOP PERCENT

Second-year K **Jason Myers** has made 29-of-34 (85.3 pct.) career FGs, including 10-of-14 (71.4 pct.) from 40-plus yards. Myers' 85.3 career FG pct. is the highest in Jaguars history among kickers with at least 25 FG attempts. Myers also ranks first in team history with his 71.4 FG pct. on kicks from 40-plus yards (min. five FG attempts from 40-plus yards). Myers has converted 4-of-6 FGs from 50-plus yards, including made kicks from 50 (09/11/16 vs. G.B.), 51 (11/29/15 vs. S.D.), 53 (11/15/15 at BAL), and 58 yards (09/20/15 vs. MIA).



## BRAD GOES BOOM

P **Brad Nortman's** 47.2 net punting average is second among all punters in the NFL with at least 5 punts.

### MOST NET PUNTING AVERAGE, NFL, 2016 (min. 5 punts)

Rk.	Player (Team)	Avg.
1.	Sam Martin (T.B)	47.8
2.	<b>Brad Nortman (JAX)</b>	<b>47.2</b>
3.	Pat McAfee (IND)	44.5
4.	Andy Lee (CAR)	44.1
5.	Thomas Morstead (N.O.)	43.7



## THE GREENE MACHINE

Since 2015, WR **Rashad Greene's** 16.7 punt return average leads all NFL players with at least 15 punt returns.

### MOST YARDS PER PUNT RETURN, NFL, 2015-present (min. 15 punt returns)

Rk.	Player (Team)	Avg.
1.	<b>Rashad Greene (Jax.)</b>	<b>16.7</b>
2.	Danny Amendola (N.E.)	12.0
3.	Darren Sproles (Phi.)	11.7



## GREENE MEANS GO

WR **Rashad Greene** returned a punt 73 yards for a touchdown in Week 14 of the 2015 season becoming the fourth player in Jaguars history to do so.

### PUNT RETURN TOUCHDOWNS in JAGUAR HISTORY

Player	Year	Yds returned for TD
Rashad Greene	2015	73
Mike Thomas	2010	78
Bobby Shaw	2002	69
Reggie Barlow	1998,99	85,74



## FINDING COREY

RB **Corey Grant's** 23.6 kickoff return average is third among returners in the NFL with at least five returns.

### MOST YARDS PER KICKOFF RETURN, NFL, 2016 (min. 5 kickoff returns)

Rk.	Player (Team)	Avg.
1.	Brandon Tate (BUF)	25.0
2.	Jalin Marshall (NYJ)	24.8
3.	<b>Corey Grant (JAX)</b>	<b>23.6</b>
4.	Marc Mariani (TEN)	22.8
5.	Tyler Ervin (HOU)	22.4



# 2016 DRAFT CLASS



CB  
6-2, 209  
SMYRNA, TEN.



## #20 JALEN RAMSEY - 1ST ROUND, 5TH OVERALL

**COLLEGE:** Started all 41 games in three years at Florida State... Finished career with 180 tackles (119 solo), 15.5 tackles for loss, 5.0 sacks, three forced fumbles, two fumble recoveries, 23 passes defended and three INTs... Decided to forgo his final year of eligibility in 2016 and declare for the NFL Draft... Jim Thorpe Award, Bednarik Trophy and Lott IMPACT Trophy semifinalist in 2015... Started all 13 games at outside CB and finished the 2015 season with 52 tackles, 4.0 tackles for loss, 1.0 sack, one fumble recovery and a team-high 10 passes defended... All-ACC First Team, AFCA First Team All-America, Walter Camp First Team All-America, ESPN.com First Team All-America



## #44 MYLES JACK - 2ND ROUND, 36TH OVERALL

**COLLEGE:** Started in all three games he played in 2015 before injuring his knee in practice ... Registered 15 tackles in those three games... Decided to forgo his final year of eligibility in 2016 and declare for the NFL Draft... In 2014 was a starter in all 13 games at LB and finished second on the team with 88 tackles, 8.0 for loss, and seven passes defended... In 2013, saw action in all 13 games with 12 starts, 11 at LB and one at RB ... Was a finalist for the Paul Hornung Award as the nation's most versatile player

LB  
6-1, 245  
SCOTTSDALE, ARI.



DE  
6-4, 252  
HOWIE, MD.



## #91 YANNICK NGAKOUÉ - 3RD ROUND, 69TH OVERALL


**COLLEGE:** Set Maryland's single-season sack record (13.5) his final season, breaking a record set by Mark Duda (1982) and Bruce Palmer (1978)... Ranked second nationally in sacks per game (1.13)... Selected First Team All-Big Ten by coaches and media... Decided to forgo his final year of eligibility in 2016 and declare for the NFL Draft... In a game vs. Bowling Green, Ngakoue posted a career-high 3.0 sacks (9/12/15)... Caught his first career interception his freshman year vs. Old Dominion (9/7/13)



## #61 SHELDON DAY - 4TH ROUND, 103RD OVERALL

**COLLEGE:** Registered 45 tackles (33 solo), 15.5 tackles for loss, 4.0 sacks, four passes defended and two forced fumbles in 2015 at Notre Dame... His 15.5 tackles for loss were the most by a Notre Dame player since **Derek Landri** in 2006 ... Recorded at least one tackle for loss in 11 of the team's 13 games... Recorded a career-high nine tackles against Navy (10/10/15)... Named season-long captain at the end of fall camp his junior and senior year... In the BattleFrog Fiesta Bowl vs. Ohio State, Day collected four tackles, one tackle for loss, two passes defended and one forced fumble

DT  
6-1, 293  
INDIANAPOLIS, IND.

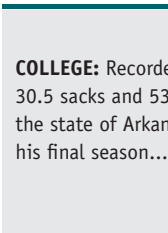


QB  
6-2, 217  
FAYETTEVILLE, ARK.



## #9 BRANDON ALLEN - 6TH ROUND, 201ST OVERALL

**COLLEGE:** Totaled 7,463 passing yards, which ranks third in Arkansas history... Made 38 career starts at QB, including his final 34 games - the longest streak for an Arkansas QB since joining the SEC in 1992... Finished second in program history in pass completions (583), second in attempts (1,016) and third in completion percentage (57.4)... His 64 career passing TDs is a Razorback record... Ended final season completing 244 of 370 passes for 3,440 yards and 30 passing TDs along with one rushing TD ... His 30 passing TDs in 2015 rank second in single-season school history and second in the SEC



## #66 JONATHAN WOODARD - 7TH ROUND, 226TH OVERALL

**COLLEGE:** Recorded 174 tackles during his four-year career at Central Arkansas... Set Central Arkansas records with 30.5 sacks and 53.0 tackles for loss... Earned the 2015 Dan Hampton Award, given to the best defensive lineman in the state of Arkansas ... Named to the Southland All-Conference First Team ... Had 1.5 sacks in three different games his final season... Totaled 3.5 sacks against Stephen F. Austin (10/4/14) to mark a single-game school record

DE  
6-5, 271  
BRENTWOOD, TEN.



# LAST TIME IT HAPPENED



## TEAM

### OVERTIME GAME WON

By Jaguars — Jaguars 23, St. Louis 20, 10/18/09  
By Opponents — at Indianapolis 16, Jaguars 13, 10/4/15

### SHUTOUT

By Jaguars — Jaguars 41, New York Jets 0, 10/8/06  
By Opponents — at Seattle 41, Jaguars 0, 10/11/09

### SCORELESS FIRST HALF

By Jaguars — Jaguars 0, San Diego 21, 09/18/16  
(Final: San Diego 38, Jacksonville 14)  
By Opponents — Philadelphia 0, Jacksonville 17, 9/7/14  
(Final: Philadelphia 34, Jacksonville 17)

### SCORELESS SECOND HALF/OT

By Jaguars — Jaguars 0, Indianapolis 6, 10/4/15  
(Final: Indianapolis 16, Jaguars 13)  
By Opponents — Cleveland 0, Jaguars 17, 10/19/14  
(Final: Jaguars 24, Cleveland 6)

### 400 TOTAL YARDS

By Jaguars — Jaguars at New Orleans, 412 total yards, 12/27/15  
By Opponents — Houston vs. Jaguars, 402 total yards, 1/3/16

### 500 TOTAL YARDS

By Jaguars — Jaguars vs. Baltimore, 519 total yards, 9/20/98  
By Opponents — New Orleans vs. Jaguars, 537 total yards, 12/27/15

### 50 POINTS SCORED

By Jaguars — Jaguars vs. Indianapolis, 51 points (51-16), 12/13/15  
By Opponents — New England vs. Jaguars, 51 points (51-17), 9/27/15



## OFFENSE

### 100 YARDS RUSHING

By Jaguars — T.J. Yeldon vs. Buffalo (115 yards), 10/25/15  
By Opponents — Melvin Gordon of San Diego (102 yards), 9/18/16

### 200 YARDS RUSHING

By Jaguars — Fred Taylor at Pittsburgh (234 yards), 11/19/00  
By Opponents — Chris Johnson of Tennessee (228 yards), 11/1/09

### 300 YARDS PASSING

By Jaguars — Blake Bortles at San Diego (329 yards), 9/18/16  
By Opponents — Drew Brees of New Orleans (412 yards), 12/27/15

### 400 YARDS PASSING

By Jaguars — Mark Brunell vs. St. Louis (421 yards), 9/10/00  
By Opponents — Drew Brees of New Orleans (412 yards), 12/27/15

### 100 YARDS RECEIVING

By Jaguars — Allen Robinson at Houston (108 yards), 1/3/16  
By Opponents — Travis Benjamin of San Diego (115 yards), 9/18/16

### 200 YARDS RECEIVING

By Jaguars — Justin Blackmon at Houston (236 yards), 11/18/12  
By Opponents — Josh Gordon of Cleveland (261 yards), 12/01/13

### 100 YARDS RUSHING IN A HALF

By Jaguars — Maurice Jones-Drew at Tennessee (107 in 2nd half), 12/5/10  
By Opponents — Rashard Mendenhall of Pittsburgh (113 in 1st half), 10/16/11

### TWO 100-YARD RUSHERS IN SAME GAME

By Jaguars — R. Jennings (109 yards) & M. Jones-Drew (101 yards) vs. Oakland, 12/12/10  
By Opponents — None



## OFFENSE

### 100 YARDS RECEIVING IN A HALF

By Jaguars — Allen Robinson at New Orleans (149 in 2nd half), 12/27/15  
By Opponents — Brandin Cooks of New Orleans (107 in 1st half), 12/27/15

### TWO 100-YARD RECEIVERS IN SAME GAME

By Jaguars — A. Robinson (151 yards, TD) & A. Hurns (106 yards, 2 TDs) at New Orleans, 12/27/15  
By Opponents — R. Matthews (115 yards) & J. Landry (110 yards) of Miami, 9/20/15

### 30 COMPLETIONS IN A GAME

By Jaguars — Blake Bortles at San Diego (31-of-51 passes), 9/18/16  
By Opponents — Joe Flacco of Baltimore Ravens (34-of-45 passes), 11/15/15

### THREE TOUCHDOWN PASSES

By Jaguars — Blake Bortles at New Orleans, 12/27/15  
By Opponents — Philip Rivers of San Diego, 9/18/16

### FOUR TOUCHDOWN PASSES

By Jaguars — Blake Bortles at New Orleans, 12/27/15  
By Opponents — Philip Rivers of San Diego, 9/18/16

### FIVE TOUCHDOWN PASSES

By Jaguars — Blake Bortles at Tennessee, 12/6/15  
By Opponents — Drew Brees of New Orleans, 12/27/15

### TWO TOUCHDOWN RECEPTIONS

By Jaguars — Allen Hurns at New Orleans, 12/27/15  
By Opponents — Travis Benjamin of San Diego, 9/18/16

### THREE TOUCHDOWN RECEPTIONS

By Jaguars — Allen Robinson at Tennessee, 12/6/15  
By Opponents — Randy Moss of New England, 12/27/09

### TWO TOUCHDOWNS RUSHING

By Jaguars — Denard Robinson vs. Jacksonville, 11/9/14  
By Opponents — Tim Hightower of New Orleans, 12/27/15

### THREE TOUCHDOWNS RUSHING

By Jaguars — Maurice Jones-Drew vs. St. Louis, 10/18/09  
By Opponents — LeGarrette Blount of New England, 9/27/15

# LAST TIME IT HAPPENED



## DEFENSE

### INTERCEPTED PASS RETURNED FOR A TOUCHDOWN

By Jaguars — Telvin Smith (26 yards) vs. Buffalo, 10/25/15  
By Opponents — Kareem Jackson of Houston (27 yards), 1/3/16

### FUMBLE RETURNED FOR A TOUCHDOWN

By Jaguars — Andre Branch vs. Indianapolis (49 yards), 12/13/15  
By Opponents — Wesley Woodyard of Tennessee (3 yards), 12/6/15

### TWO FORCED FUMBLES

By Jaguars — Andre Branch at Philadelphia, 9/7/14  
By Opponents — John Abraham of Atlanta, 12/15/11

### TWO SACKS

By Jaguars — Dante Fowler Jr. at San Diego (2.0), 9/18/16  
By Opponents — Melvin Ingram of San Diego (2.0), 9/18/16

### THREE SACKS

By Jaguars — Chris Clemons at Indianapolis (3.0), 11/23/14  
By Opponents — W. Mercilus (3.5) & J. Watt of Houston (3.0), 1/3/16

### TWO INTERCEPTIONS

By Jaguars — Davon House at Baltimore, 11/15/15  
By Opponents — Casey Hayward of San Diego, 9/18/16

### SAFETY

By Jaguars — Holding penalty on Dallas' K. Wilber enforced in the end zone, 11/9/14  
By Opponents — J.J. Watt of Houston (Sacked QB B. Bortles in the end zone), 12/29/14



## SPECIAL TEAMS

### FIVE FIELD GOALS

By Jaguars — Josh Scobee at Buffalo, 10/10/10  
By Opponents — Jeff Reed of Pittsburgh, 12/1/02 (six field goals)

### 50-YARD FIELD GOAL

By Jaguars — Jason Myers vs. Green Bay (50 yards), 9/11/16  
By Opponents — Nick Novak of Houston (51 yards), 1/3/16

### KICKOFF RETURN FOR A TOUCHDOWN

By Jaguars — Maurice Jones-Drew (100 yards) at New Orleans, 11/4/07  
By Opponents — Tyjaun Hagler of Indianapolis (41 yards), 12/19/10

### PUNT RETURN FOR A TOUCHDOWN

By Jaguars — Rashad Greene (73 yards) vs. Indianapolis, 12/13/15  
By Opponents — Darius Reynaud of Tennessee (81 yards), 12/30/12

### BLOCKED FIELD GOAL ATTEMPT

By Jaguars — Tyson Alualu at New Orleans (Kai Forbath), 9/27/15  
By Opponents — Olivier Vernon of Miami (Josh Scobee), 10/26/14

### BLOCKED FIELD GOAL RETURNED FOR A TOUCHDOWN

By Jaguars — Chris Hudson (58 yards) vs. Pittsburgh, 9/22/97  
By Opponents — Antrel Rolle of Arizona (83 yards), 9/20/09

### BLOCKED PUNT RETURNED FOR A TOUCHDOWN

By Jaguars — Mike Harris (19 yards) at Tennessee, 12/30/12  
By Opponents — Kamar Aiken of Baltimore (11 yards), 12/14/14

### BLOCKED PUNT

By Jaguars — Hayes Pullard III vs. San Diego, 11/29/15  
By Opponents — Darian Stewart of Baltimore (Bryan Anger), 12/14/14

### BLOCKED EXTRA POINT

By Jaguars — Tony Brackens vs. Cincinnati (Doug Pelfrey), 10/5/97  
By Opponents — Bernard Pollard of Tennessee (Josh Scobee), 12/22/13

### TWO-POINT CONVERSION MADE

By Jaguars — B. Bortles pass to C. Harbor at New Orleans, 12/27/15  
By Opponents — J. Winston pass to V. Jackson of Tampa Bay, 10/11/15

### TWO-POINT CONVERSION FAILED

By Jaguars — Blake Bortles at New Orleans (pass failed), 12/27/15  
By Opponents — Joe Flacco of Baltimore (pass failed), 11/15/15

### RECOVERED OWN ONSIDE KICK

By Jaguars — at Baltimore (J. Cyprien), 12/14/14  
By Opponents — vs. Houston (Q. Demps), 12/27/11



# JAGUARS 2016 REPORT

JACKSONVILLE JAGUARS / WEEK 2 / THROUGH SUNDAY, SEPTEMBER 18, 2016

WON 0, LOST 2			* RUSHING	No.	Yds	Avg	Long	TD				
09/11 L 23-27	Green Bay	63,179	Yeldon	28	67	2.4	15	1				
09/18 L 14-38	at San Diego	52,165	Bortles	5	36	7.2	24	0				
09/25	Baltimore		D. Robinson	4	14	3.5	7	0				
10/02	Indianapolis		TEAM	37	117	3.2	24	1				
10/16	at Chicago		OPPONENTS	60	245	4.1	28	2				
10/23	Oakland		* RECEIVING	No.	Yds	Avg	Long	TD				
10/27	at Tennessee		Yeldon	12	40	3.3	11	0				
11/06	at Kansas City		Hurns	9	139	15.4	38	0				
11/13	Houston		Thomas	9	135	15.0	24	1				
11/20	at Detroit		A. Robinson	9	126	14.0	35	0				
11/27	at Buffalo		Lee	7	97	13.9	22	0				
12/04	Denver		Lewis	4	65	16.3	37	1				
12/11	Minnesota		Greene	2	16	8.0	9	0				
12/18	at Houston		Grant	1	15	15.0	15t	1				
12/24	Tennessee		Benn	1	9	9.0	9	0				
01/01	at Indianapolis		D. Robinson	1	7	7.0	7	0				
	Jax	Opp.	TEAM	55	649	11.8	38	3				
TOTAL FIRST DOWNS	40	43	OPPONENTS	37	419	11.3	45t	6				
Rushing	10	16	* INTERCEPTIONS	No.	Yds	Avg	Long	TD				
Passing	27	20	TEAM	0	0	---	---	0				
Penalty	3	7	OPPONENTS	3	38	12.7	31	0				
3rd Down: Made/Att	6/26	14/27	* PUNTING	No.	Yds	Avg	Net	TB	In	Lg	B	
3rd Down Pct.	23.1	51.9	Nortman	6	304	50.7	47.2	0	4	67	0	
4th Down: Made/Att	4/6	1/1	TEAM	6	304	50.7	47.2	0	4	67	0	
4th Down Pct.	66.7	100.0	OPPONENTS	8	357	44.6	41.8	0	2	56	0	
POSSESSION AVG.	28:16	31:44	* PUNT RETURNS	Ret	FC	Yds	Avg	Long	TD			
TOTAL NET YARDS	736	651	Greene	3	2	23	7.7	14	0			
Avg. Per Game	368.0	325.5	TEAM	3	2	23	7.7	14	0			
Total Plays	131	123	OPPONENTS	2	0	21	10.5	12	0			
Avg. Per Play	5.6	5.3	* KICKOFF RETURNS	No.	Yds	Avg	Long	TD				
NET YARDS RUSHING	117	245	Grant	5	118	23.6	32	0				
Avg. Per Game	58.5	122.5	TEAM	5	118	23.6	32	0				
Total Rushes	37	60	OPPONENTS	1	14	14.0	14	0				
NET YARDS PASSING	619	406	* FIELD GOALS	1-19	20-29	30-39	40-49	50+				
Avg. Per Game	309.5	203.0	Myers	0/ 0	1/ 1	1/ 1	0/ 0	1/2				
Sacked/Yards Lost	5/30	4/13	TEAM	0/ 0	1/ 1	1/ 1	0/ 0	1/2				
Gross Yards	649	419	OPPONENTS	0/ 0	3/ 3	0/ 0	0/ 0	0/0				
Att./Completions	89/55	59/37	Myers: (26G,39G,50G) (54N)									
Completion Pct.	61.8	62.7	OPP: (25G,20G) (25G)									
Had Intercepted	3	0										
PUNTS/AVERAGE	6/50.7	8/44.6										
NET PUNTING AVG.	6/47.2	8/41.8										
PENALTIES/YARDS	23/172	8/47										
FUMBLES/BALL LOST	2/1	2/1										
TOUCHDOWNS	4	8										
Rushing	1	2										
Passing	3	6										
Returns	0	0										
* SCORE BY PERIODS	Q1	Q2	Q3	Q4	OT	PTS						
TEAM	7	10	3	17	0	37						
OPPONENTS	14	28	17	6	0	65						
* SCORING	TD-Ru-Pa-Rt	K-PAT	FG	S	PTS							
Myers	0 0 0 0	4/ 4	3/ 4	0	13							
Grant	1 0 1 0			0	6							
Lewis	1 0 1 0			0	6							
Thomas	1 0 1 0			0	6							
Yeldon	1 1 0 0			0	6							
TEAM	4 1 3 0	4/ 4	3/ 4	0	37							
OPPONENTS	8 2 6 0	8/ 8	3/ 3	0	65							
2-Pt Conv: TM 0-0, OPP 0-0												
SACKS: Fowler 2, Ngakoue 1, Odrick 1, TM 4, OPP 5												
FUM/LOST: Bortles 1/1, A. Robinson 1/0												
* PASSING	Att	Cmp	Yds	Cmp%	Yds/Att	TD	TD%	Int	Int%	Long	Sack/Lost	Rating
Bortles	89	55	649	61.8	7.29	3	3.4	3	3.4	38	5/ 30	81.2
TEAM	89	55	649	61.8	7.29	3	3.4	3	3.4	38	5/ 30	81.2
OPPONENTS	59	37	419	62.7	7.10	6	10.2	0	0.0	45t	4/ 13	117.8

# RAVENS 2016 REPORT

BALTIMORE RAVENS / WEEK 2 / THROUGH SUNDAY, SEPTEMBER 18, 2016

WON 2, LOST 0			* RUSHING	No.	Yds	Avg	Long	TD				
09/11 W 13- 7	Buffalo	71,104	Forsett	24	78	3.3	11	0				
09/18 W 25-20	at Cleveland	67,431	West	23	74	3.2	10	0				
09/25	at Jacksonville		Wallace	1	11	11.0	11	0				
10/02	Oakland		Juszczyk	1	2	2.0	2	0				
10/09	Washington		Flacco	5	-2	-.4	1	0				
10/16	at New York Giants		TEAM	54	163	3.0	11	0				
10/23	at New York Jets		OPPONENTS	47	210	4.5	85t	2				
11/06	Pittsburgh		* RECEIVING	No.	Yds	Avg	Long	TD				
11/10	Cleveland		Pitta	12	141	11.8	30	0				
11/20	at Dallas		S. Smith	8	83	10.4	31	0				
11/27	Cincinnati		Wallace	7	132	18.9	66t	3				
12/04	Miami		Forsett	5	24	4.8	10	0				
12/12	at New England		Perriman	3	67	22.3	35	0				
12/18	Philadelphia		Juszczyk	3	29	9.7	12	0				
12/25	at Pittsburgh		West	3	21	7.0	15	0				
01/01	at Cincinnati		Gillmore	2	27	13.5	22	0				
	Balt.	Opp.	Moore	2	22	11.0	13	0				
TOTAL FIRST DOWNS	40	28	Aiken	2	14	7.0	16	0				
Rushing	7	7	TEAM	47	560	11.9	66t	3				
Passing	28	20	OPPONENTS	35	371	10.6	47	2				
Penalty	5	1	* INTERCEPTIONS	No.	Yds	Avg	Long	TD				
3rd Down: Made/Att	16/31	11/28	Mosley	1	0	0.0	0	0				
3rd Down Pct.	51.6	39.3	Weddle	1	0	0.0	0	0				
4th Down: Made/Att	0/2	3/3	TEAM	2	0	0.0	0	0				
4th Down Pct.	0.0	100.0	OPPONENTS	2	9	4.5	9	0				
POSSESSION AVG.	31:56	28:04	* PUNTING	No.	Yds	Avg	Net	TB	In	Lg	B	
TOTAL NET YARDS	690	547	Koch	6	269	44.8	39.2	0	2	60	0	
Avg. Per Game	345.0	273.5	TEAM	6	269	44.8	39.2	0	2	60	0	
Total Plays	136	107	OPPONENTS	12	539	44.9	41.3	1	5	52	0	
Avg. Per Play	5.1	5.1	* PUNT RETURNS	Ret	FC	Yds	Avg	Long	TD			
NET YARDS RUSHING	163	210	Hester	4	3	23	5.8	15	0			
Avg. Per Game	81.5	105.0	TEAM	4	3	23	5.8	15	0			
Total Rushes	54	47	OPPONENTS	3	1	34	11.3	21	0			
NET YARDS PASSING	527	337	* KICKOFF RETURNS	No.	Yds	Avg	Long	TD				
Avg. Per Game	263.5	168.5	Hester	4	117	29.3	48	0				
Sacked/Yards Lost	4/33	5/34	TEAM	4	117	29.3	48	0				
Gross Yards	560	371	OPPONENTS	3	45	15.0	19	0				
Att./Completions	78/47	55/35	* FIELD GOALS	1-19	20-29	30-39	40-49	50+				
Completion Pct.	60.3	63.6	Tucker	0/ 0	0/ 0	1/ 1	2/ 2	2/2				
Had Intercepted	2	2	TEAM	0/ 0	0/ 0	1/ 1	2/ 2	2/2				
PUNTS/AVERAGE	6/44.8	12/44.9	OPPONENTS	0/ 0	0/ 0	0/ 0	0/ 1	0/1				
NET PUNTING AVG.	6/39.2	12/41.3	Tucker: (50G, 37G) (52G, 49G, 41G)									
PENALTIES/YARDS	10/64	16/148	OPP: (49N) (52N)									
FUMBLES/BALL LOST	1/1	3/0										
TOUCHDOWNS	3	4										
Rushing	0	2										
Passing	3	2										
Returns	0	0										
* SCORE BY PERIODS	Q1	Q2	Q3	Q4	OT	PTS						
TEAM	5	17	7	9	0	38						
OPPONENTS	20	7	0	0	0	27						
* SCORING	TD-Ru-Pa-Rt	K-PAT	FG	S	PTS							
Tucker	0 0 0 0	3/ 3	5/ 5	0	18							
Wallace	3 0 3 0			0	18							
Young	0 0 0 0			0	2							
TEAM	3 0 3 0	3/ 3	5/ 5	0	38							
OPPONENTS	4 2 2 0	3/ 4	0/ 2	0	27							
2-Pt Conv: Young, TM 1-1, OPP 0-0												
SACKS: Jernigan 2, Pierce 1, Suggs 1, Urban 1, TM 5, OPP 4												
FUM/LOST: Flacco 1/1												
* PASSING	Att	Cmp	Yds	Cmp%	Yds/Att	TD	TD%	Int	Int%	Long	Sack/Lost	Rating
Flacco	78	47	560	60.3	7.18	3	3.8	2	2.6	66t	4/ 33	84.3
TEAM	78	47	560	60.3	7.18	3	3.8	2	2.6	66t	4/ 33	84.3
OPPONENTS	55	35	371	63.6	6.75	2	3.6	2	3.6	47	5/ 34	80.2



# **ROSTER INFORMATION**

**REGULAR SEASON WEEK 3 vs. BALTIMORE**



# JAGUARS 2016 ALPHABETICAL ROSTER

NO	NAME	POS	HT	WT	DOB	AGE	EXP	COLLEGE	HOMETOWN	HOW ACQ
10	Allen, Brandon	QB	6-2	219	9/5/92	24	R	Arkansas	Fayetteville, Ark.	D6b-'16
93	Alualu, Tyson	DE	6-3	304	5/12/87	29	7	California	Honolulu, Hawaii	D1-'10
21	Amukamara, Prince	CB	6-0	202	6/6/89	27	6	Nebraska	Leominster, Mass.	UFA (NYG)-'16
68	Beachum, Kelvin	OT	6-3	316	6/8/89	27	5	Southern Methodist	Mexia, Texas	UFA (Pit.)-'16
17	Benn, Arrelious	WR	6-2	222	9/8/88	28	6	Illinois	Washington, D.C.	FA-'16
5	Bortles, Blake	QB	6-5	239	4/28/92	24	3	Central Florida	Oviedo, Fla.	D1-'14
59	Brown, Arthur	LB	6-0	240	6/17/90	26	4	Kansas State	Wichita, Kan.	W (Bal.)-'16
60	Cann, A.J.	G	6-3	317	10/23/91	24	2	South Carolina	Bamberg, S.C.	D3-'15
37	Cyprien, Johnathan	S	6-0	217	7/29/90	26	4	Florida International	North Miami Beach, Fla.	D2-'13
92	Day, Sheldon	DT	6-1	285	7/1/94	22	R	Notre Dame	Indianapolis, Ind.	D4-'16
56	Fowler Jr., Dante	DE	6-3	250	8/3/94	22	2	Florida	St. Petersburg, Fla.	D1-'15
39	Gipson, Tashaun	FS	5-11	210	8/7/90	26	5	Wyoming	Dallas, Texas	UFA (Cle.)-'16
30	Grant, Corey	RB	5-11	204	12/19/91	24	2	Auburn	Opelika, Ala.	FA-'15
27	Gratz, Dwayne	CB	5-11	199	3/8/90	26	4	Connecticut	Piscataway, N.J.	D3-'13
13	Greene Sr, Rashad	WR	5-11	190	9/23/92	23	2	Florida State	Albany, Ga.	D5-'15
7	Henne, Chad	QB	6-3	219	7/2/85	31	9	Michigan	Wyomissing, Pa.	UFA (Mia.)-'12
31	House, Davon	CB	6-0	200	7/10/89	27	6	New Mexico State	Palmdale, Calif.	UFA (G.B.)-'15
88	Hurns, Allen	WR	6-3	201	11/12/91	24	3	Miami (Fla.)	Miami, Fla.	FA-'14
33	Ivory, Chris	RB	6-0	224	3/22/88	28	7	Tiffin	Longview, Texas	UFA (NYJ)-'16
44	Jack, Myles	LB	6-1	247	9/3/95	21	R	UCLA	Scottsdale, Ariz.	D2-'16
90	Jackson, Malik	DL	6-5	300	1/11/90	26	5	Tennessee	Van Nuys, Calif.	UFA (Den.)-'16
76	Joeckel, Luke	G/OT	6-6	312	11/6/91	24	4	Texas A&M	Arlington, Texas	D1-'13
29	Johnson, Josh	CB	5-10	195	9/10/90	26	1	Purdue	Dade City, Fla	FA-'16
95	Jones, Abry	DT	6-4	318	9/8/91	25	4	Georgia	Warner Robins, Ga.	FA-'13
83	Koyack, Ben	TE	6-5	269	4/9/93	23	1	Notre Dame	Oil City, Pa.	D7-'15
11	Lee, Marqise	WR	6-0	200	11/25/91	24	3	Southern California	Inglewood, Calif.	D2-'14
89	Lewis, Mercedes	TE	6-6	280	5/19/84	32	11	UCLA	Long Beach, Calif.	D1-'06
65	Linder, Brandon	C	6-6	309	1/25/92	24	3	Miami (Fla.)	Southwest Ranches, Fla.	D3-'14
99	Marks, Sen'Derrick	DT	6-2	309	2/23/87	29	8	Auburn	Mobile, Ala.	UFA (Ten.)-'13
97	Miller III, Roy	DT	6-2	318	7/9/87	29	8	Texas	Killeen, Texas	UFA (T.B.)-'13
2	Myers, Jason	K	5-10	195	5/12/91	25	2	Marist	Chula Vista, Calif.	FA-'15
91	Ngakoué, Yannick	DE	6-2	246	3/31/95	21	R	Maryland	Bowie, Md.	D3-'16
3	Nortman, Brad	P	6-2	218	9/12/89	27	5	Wisconsin	Brookfield, Wis.	UFA (Car.)-'16
75	Odrick, Jared	DL	6-5	298	12/31/87	28	7	Penn State	Lebanon County, Pa.	UFA (Mia.)-'15
77	Omameh, Patrick	OL	6-4	316	12/29/89	26	4	Michigan	Columbus, Ohio	FA-'16
78	Parnell, Jermeý	OT	6-6	323	7/20/86	30	6	Mississippi	Blytheville, Ark.	UFA (Dal.)-'15
51	Posluszny, Paul	LB	6-2	232	10/10/84	31	10	Penn State	Aliquippa, Pa.	UFA (Buf.)-'11
52	Pullard III, Hayes	LB	6-0	233	4/18/92	24	2	Southern California	Los Angeles, Calif.	PS (Cle.)-'15
20	Ramsey, Jalen	CB	6-2	211	10/24/94	21	R	Florida State	Smyrna, Tenn.	D1-'16
64	Reed, Chris	G	6-5	310	7/22/92	24	1	Minnesota State	Omaha, Neb.	FA-'15
15	Robinson, Allen	WR	6-3	218	8/24/93	23	3	Penn State	Southfield, Mich.	D2a-'14
16	Robinson, Denard	RB	6-0	213	9/22/90	25	4	Michigan	Deerfield Beach, Fla.	D5-'13
69	Shatley, Tyler	G	6-3	306	5/5/91	25	2	Clemson	Icard, N.C.	FA-'14
55	Skuta, Dan	LB	6-2	252	4/21/86	30	8	Grand Valley State	Flint, Mich.	UFA (S.F.)-'15
98	Smith, Chris	DE	6-1	262	2/11/92	24	3	Arkansas	Mount Ulla, N.C.	D5b-'14
50	Smith, Telvin	LB	6-3	218	4/11/91	25	3	Florida State	Valdosta, Ga.	D5a-'14
87	Sterling, Neal	TE	6-4	254	1/14/92	24	2	Monmouth	Belmar, N.J.	D7a-'15
80	Thomas, Julius	TE	6-5	256	6/27/88	28	6	Portland State	Stockton, Calif.	UFA (Den.)-'15
25	Thompson, Peyton	FS	5-10	189	9/26/90	25	2	San Jose State	Sacramento, Calif.	FA-'14
46	Tinker, Carson	LS	6-0	239	11/15/89	26	4	Alabama	Murfreesboro, Tenn.	FA-'13
81	Walters, Bryan	WR	6-0	195	11/4/87	28	5	Cornell	Bothell, Wash.	UFA (Sea.)-'15
47	Wilson, Jarrod	S	6-2	209	2/9/94	22	R	Michigan	Arkon, Ohio	FA-'16
24	Yeldon, T.J.	RB	6-1	223	10/2/93	22	2	Alabama	Daphne, Ala.	D2-'15

Head Coach: Gus Bradley

Assistants: John Benton (assistant offensive line), Daniel Bullocks (assistant defensive backs), John Donovan (offensive quality control) Nathaniel Hackett (quarterbacks), Alex Hampton (strength associate), Scottie Hazelton (assistant linebackers), Monte Kiffin (defensive assistant), Jess Langvardt (strength associate), Mike Mallory (special teams coordinator), Doug Marrone (assistant head coach-offense/offensive line), Ron Middleton (tight ends/assistant special teams), Tom Myslinski (strength and conditioning coordinator), Chris O'Hara (offensive coaches associate), Greg Olson (offensive coordinator), Mike Rutenberg (defensive assistant), Robert Saleh (linebackers), Cedric Scott (assistant strength coach), Dan Shamash (defensive quality control), Kelly Skipper (running backs), Matt Smiley (assistant special teams coach), Tony Sorrentino (assistant wide receivers coach), Jerry Sullivan (wide receivers), DeWayne Walker (defensive backs), Todd Wash (defensive coordinator), Aaron Whitecotton (assistant defensive line), Tyler Wolf (assistant to head coach).

# JAGUARS 2016 NUMERICAL ROSTER

9/15/2016

NO	NAME	POS	HT	WT	DOB	AGE	EXP	COLLEGE	HOMETOWN	HOW ACCQ
2	Jason Myers	K	5-10	195	5/12/91	25	2	Marist	Chula Vista, Calif.	FA-'15
3	Brad Nortman	P	6-2	218	9/12/89	27	5	Wisconsin	Brookfield, Wis.	UFA (Car.)-'16
5	Blake Bortles	QB	6-5	239	4/28/92	24	3	Central Florida	Oviedo, Fla.	D1-'14
7	Chad Henne	QB	6-3	219	7/2/85	31	9	Michigan	Wyomissing, Pa.	UFA (Mia.)-'12
10	Brandon Allen	QB	6-1	219	9/5/92	24	R	Arkansas	Fayetteville, Ark.	D6b-'16
11	Marqise Lee	WR	6-0	200	11/25/91	24	3	Southern California	Inglewood, Calif.	D2-'14
13	Rashad Greene Sr	WR	5-11	190	9/23/92	23	2	Florida State	Albany, Ga.	D5-'15
15	Allen Robinson	WR	6-3	218	8/24/93	23	3	Penn State	Southfield, Mich.	D2a-'14
16	Denard Robinson	RB	6-0	213	9/22/90	25	4	Michigan	Deerfield Beach, Fla.	D5-'13
17	Arrelious Benn	WR	6-2	222	9/8/88	28	6	Illinois	Washington, D.C.	FA-'16
20	Jalen Ramsey	CB	6-1	211	10/24/94	21	R	Florida State	Smyrna, Tenn.	D1-'16
21	Prince Amukamara	CB	6-0	202	6/6/89	27	6	Nebraska	Leominster, Mass.	UFA (NYG.)-'16
24	T.J. Yeldon	RB	6-1	223	10/2/93	22	2	Alabama	Daphne, Ala.	D2-'15
25	Peyton Thompson	FS	5-10	189	9/26/90	25	2	San Jose State	Sacramento, Calif.	FA-'14
27	Dwayne Gratz	CB	5-11	199	3/8/90	26	4	Connecticut	Piscataway, N.J.	D3-'13
29	Josh Johnson	DB	5-10	195	9/10/90	26	1	Purdue	Dade City, Fla.	FA-'16
30	Corey Grant	RB	5-11	204	12/19/91	24	2	Auburn	Opelika, Ala.	FA-'15
31	Davon House	CB	6-0	200	7/10/89	27	6	New Mexico State	Palmdale, Calif.	UFA (G.B.)-'15
33	Chris Ivory	RB	6-0	224	3/22/88	28	7	Tiffin	Longview, Texas	UFA (NYJ.)-'16
37	Johnathan Cyprien	S	6-0	217	7/29/90	26	4	Florida International	North Miami Beach, Fla.	D2-'13
39	Tashuan Gipson	FS	5-11	210	8/7/90	26	5	Wyoming	Dallas, Texas	UFA (Cle.)-'16
44	Myles Jack	LB	6-1	247	9/3/95	21	R	UCLA	Scottsdale, Ariz.	D2-'16
46	Carson Tinker	LS	6-0	239	11/15/89	26	4	Alabama	Murfreesboro, Tenn.	FA-'13
47	Jarrod Wilson	S	6-2	209	1/23/94	22	R	Michigan	Arkon, Ohio	FA-'16
50	Telvin Smith	LB	6-3	218	4/11/91	25	3	Florida State	Valdosta, Ga.	D5a-'14
51	Paul Posluszny	LB	6-2	232	10/10/84	31	10	Penn State	Aliquippa, Pa.	UFA (Buf.)-'11
52	Hayes Pullard III	LB	6-0	233	4/18/92	24	2	Southern California	Los Angeles, Calif.	PS (Cle.)-'15
55	Dan Skuta	LB	6-2	252	4/21/86	30	8	Grand Valley State	Flint, Mich.	UFA (S.F.)-'15
56	Dante Fowler Jr.	DE	6-3	250	8/3/94	22	2	Florida	St. Petersburg, Fla.	D1-'15
59	Arthur Brown	LB	6-0	240	6/17/90	26	4	Kansas State	Wichita, Kan.	W (Bal.)-'16
60	A.J. Cann	G	6-3	317	10/23/91	24	2	South Carolina	Bamberg, S.C.	D3-'15
64	Chris Reed	G	6-5	310	7/22/92	24	1	Minnesota State	Omaha, Neb.	FA-'15
65	Brandon Linder	C	6-6	309	1/25/92	24	3	Miami (Fla.)	Southwest Ranches, Fla.	D3-'14
68	Kelvin Beachum	OT	6-3	316	6/8/89	27	5	Southern Methodist	Mexia, Texas	UFA (Pit.)-'16
69	Tyler Shatley	G	6-3	306	5/5/91	25	2	Clemson	Icard, N.C.	FA-'14
75	Jared Odrick	DL	6-5	298	12/31/87	28	7	Penn State	Lebanon County, Pa.	UFA (Mia.)-'15
76	Luke Joeckel	G/OT	6-6	312	11/6/91	24	4	Texas A&M	Arlington, Texas	D1-'13
77	Patrick Omahneh	OL	6-4	316	12/29/89	26	4	Michigan	Columbus, Ohio	FA-'16
78	Jermey Parnell	OT	6-6	323	7/20/86	30	7	Mississippi	Blytheville, Ark.	UFA (Dal.)-'15
80	Julius Thomas	TE	6-5	256	6/27/88	28	6	Portland State	Stockton, Calif.	UFA (Den.)-'15
81	Bryan Walters	WR	6-0	195	11/4/87	28	5	Cornell	Bothell, Wash.	UFA (Sea.)-'15
83	Ben Koyack	TE	6-5	269	4/9/93	23	1	Notre Dame	Oil City, Pa.	D7-'15
87	Neal Sterling	TE	6-4	254	1/14/92	24	2	Monmouth	Belmar, N.J.	D7a-'15
88	Allen Hurns	WR	6-3	201	11/12/91	24	3	Miami (Fla.)	Miami, Fla.	FA-'14
89	Mercedes Lewis	TE	6-6	280	5/19/84	32	11	UCLA	Long Beach, Calif.	D1-'06
90	Malik Jackson	DL	6-5	300	1/11/90	26	5	Tennessee	Van Nuys, Calif.	UFA (Den.)-'16
91	Yannick Ngakoue	DE	6-2	246	3/31/95	21	R	Maryland	Bowie, Md.	D3-'16
92	Sheldon Day	DT	6-1	285	7/1/94	22	R	Notre Dame	Indianapolis, Ind.	D4-'16
93	Tyson Alualu	DE	6-3	304	5/12/87	29	7	California	Honolulu, Hawaii	D1-'10
95	Abry Jones	DT	6-4	318	9/8/91	25	4	Georgia	Warner Robins, Ga.	FA-'13
97	Roy Miller III	DT	6-2	318	7/9/87	29	8	Texas	Killeen, Texas	UFA (T.B.)-'13
98	Chris Smith	DE	6-1	262	2/11/92	24	3	Arkansas	Mount Ulla, N.C.	D5b-'14
99	Sen'Derrick Marks	DT	6-2	309	2/23/87	29	8	Auburn	Mobile, Ala.	UFA (Ten.)-'13

## Practice Squad

14	Shane Wynn	WR	5-6	166	11/15/92	23	1	Indiana	Cleveland, Ohio	PS-'16
18	Rashad Lawrence	WR	6-2	203	6/10/92	24	1	Northwestern	Orlando, Fla.	PS-'16
26	Marqueston Huff	S	5-11	196	4/6/92	24	3	Wyoming	Salinas, Calif.	PS-'16
34	Bronson Hill	RB	5-10	215	1/2/93	23	1	Eastern Michigan	Grand Rapids, Mich.	PS-'16
41	Nick Marshall	CB	6-1	205	6/30/92	24	2	Auburn	Pineview, Ga.	PS-'16
48	Alex Ellis	TE	6-4	253	2/10/93	23	R	Tennessee	Salisbury, Md.	PS-'16
53	Sean Porter	LB	6-1	231	1/12/91	25	3	Texas A&M	Schertz, Texas	PS-'16
67	Rashod Hill	OT	6-6	303	1/25/94	22	R	Southern Mississippi	Jacksonville, Fla.	PS-'16
73	Jermiah Poutasi	OL	6-5	335	8/7/15	1	2	Utah	Las Vegas, Nev.	PS-'16
94	Richard Ash	DT	6-3	325	8/4/92	24	1	Western Michigan	Pahokee, Fla.	PS-'16

# JAGUARS BY EXPERIENCE

NO	NAME	POS	HT	WT	DOB	AGE	EXP	COLLEGE	HOMETOWN
<b>11th Year (1)</b>									
89	Lewis, Mercedes	TE	6-6	280	5/19/84	32	11	UCLA	Long Beach, Calif.
<b>10th Year (1)</b>									
51	Posluszny, Paul	LB	6-2	232	10/10/84	31	10	Penn State	Aliquippa, Pa.
<b>9th Year (1)</b>									
7	Henne, Chad	QB	6-3	219	7/2/85	31	9	Michigan	Wyomissing, Pa.
<b>8th Year (3)</b>									
99	Marks, Sen'Derrick	DT	6-2	309	2/23/87	29	8	Auburn	Mobile, Ala.
97	Miller III, Roy	DT	6-2	318	7/9/87	29	8	Texas	Killeen, Texas
55	Skuta, Dan	LB	6-2	252	4/21/86	30	8	Grand Valley State	Burton, Mich.
<b>7th Year (2)</b>									
93	Alualu, Tyson	DE	6-3	304	5/12/87	29	7	California	Honolulu, Hawaii
33	Ivory, Chris	RB	6-0	224	3/22/88	28	7	Tiffin	Longview, Texas
<b>6th Year (6)</b>									
21	Amukamara, Prince	CB	6-0	202	6/6/89	27	6	Nebraska	Leominster, Mass.
17	Benn, Arrelious	WR	6-2	222	9/8/88	28	6	Illinois	Washington, D.C.
31	House, Davon	CB	6-0	200	7/10/89	27	6	New Mexico State	Palmdale, Calif.
75	Odrick, Jared	DL	6-5	298	12/31/87	28	6	Penn State	Lebanon County, Pa.
78	Parnell, Jermey	OT	6-6	323	7/20/86	30	6	Mississippi	Blytheville, Ark.
80	Thomas, Julius	TE	6-5	256	6/27/88	28	6	Portland State	Stockton, Calif.
<b>5th Year (5)</b>									
68	Beachum, Kelvin	OT	6-3	316	6/8/89	27	5	Southern Methodist	Mexia, Texas
39	Gipson, Tashaun	FS	5-11	210	8/7/90	26	5	Wyoming	Dallas, Texas
90	Jackson, Malik	DL	6-5	300	1/11/90	26	5	Tennessee	Van Nuys, Calif.
3	Nortman, Brad	P	6-2	218	9/12/89	27	5	Wisconsin	Brookfield, Wis.
81	Walters, Bryan	WR	6-0	195	11/4/87	28	5	Cornell	Bothell, Wash.
<b>4th Year (8)</b>									
59	Brown, Arthur	LB	6-0	240	6/17/90	26	4	Kansas State	Wichita, Kan.
37	Cyprien, Johnathan	S	6-0	217	7/29/90	26	4	Florida International	N. Miami Beach, Fla.
27	Gratz, Dwayne	CB	5-11	199	3/8/90	26	4	Connecticut	Piscataway, N.J.
76	Joeckel, Luke	G/OT	6-6	312	11/6/91	24	4	Texas A&M	Arlington, Texas
95	Jones, Abry	DT	6-4	318	9/8/91	25	4	Georgia	Warner Robins, Ga.
77	Omameh, Patrick	OL	6-4	316	12/29/89	26	4	Michigan	Columbus, Ohio
16	Robinson, Denard	RB	6-0	213	9/22/90	25	4	Michigan	Deerfield Beach, Fla.
46	Tinker, Carson	LS	6-0	239	11/15/89	26	4	Alabama	Murfreesboro, Tenn.
<b>3rd Year (7)</b>									
5	Bortles, Blake	QB	6-5	239	4/28/92	24	3	Central Florida	Oviedo, Fla.
88	Hurns, Allen	WR	6-3	201	11/12/91	24	3	Miami (Fla.)	Miami, Fla.
11	Lee, Marqise	WR	6-0	200	11/25/91	24	3	Southern California	Inglewood, Calif.
65	Linder, Brandon	G	6-6	309	1/25/92	24	3	Miami (Fla.)	Southwest Ranches, Fla.
15	Robinson, Allen	WR	6-3	218	8/24/93	28	3	Penn State	Southfield, Mich.
98	Smith, Chris	DE	6-1	262	2/11/92	24	3	Arkansas	Mount Ulla, N.C.
50	Smith, Telvin	LB	6-3	218	4/11/91	25	3	Florida State	Valdosta, Ga.
<b>2nd Year (10)</b>									
60	Cann, A.J.	G	6-2	317	10/23/91	24	2	South Carolina	Bamberg, S.C.
56	Fowler Jr., Dante	DE	6-3	250	8/3/94	22	2	Florida	St. Petersburg, Fla.
30	Grant, Corey	RB	5-11	204	12/19/91	24	2	Auburn	Opelika, Ala.
13	Greene Sr, Rashad	WR	5-11	190	9/23/92	23	2	Florida State	Albany, Ga.
2	Myers, Jason	K	5-10	195	5/12/91	25	2	Marist	Chula Vista, Calif.
52	Pullard III, Hayes	LB	6-0	233	4/18/92	24	2	Southern California	Los Angeles, Calif.
69	Shatley, Tyler	G	6-3	306	5/5/91	25	2	Clemson	Icard, N.C.
87	Sterling, Neal	TE	6-4	254	1/14/92	24	2	Monmouth	Belmar, N.J.
25	Thompson, Peyton	FS	6-0	189	9/26/90	25	2	San Jose State	Sacramento, Calif.
24	Yeldon, T.J.	RB	6-1	223	10/2/93	22	2	Alabama	Daphne, Ala.
<b>1st Year (3)</b>									
29	Johnson, Josh	DB	5-10	195	9/10/90	26	1	Purdue	Dade City, Fla.
83	Koyack, Ben	TE	6-5	269	4/9/93	23	1	Notre Dame	Oil City, Pa.
64	Reed, Chris	G	6-5	310	7/22/92	24	1	Minnesota State	Omaha, Neb.
<b>Rookies (6)</b>									
10	Allen, Brandon	QB	6-1	219	9/5/92	24	R	Arkansas	Fayetteville, Ark.
92	Day, Sheldon	DT	6-1	285	7/1/94	22	R	Notre Dame	Indianapolis, Ind.
44	Jack, Myles	LB	6-1	247	9/3/95	21	R	UCLA	Scottsdale, Ariz.
91	Ngakoue, Yannick	DE	6-2	246	3/31/95	21	R	Maryland	Bowie, Md.
20	Ramsey, Jalen	CB	6-1	211	10/24/94	21	R	Florida State	Smyrna, Tenn.
47	Wilson, Jarrod	S	6-2	209	2/9/94	22	R	Michigan	Arkon, Ohio



# JAGUARS BY POSITION

53

## OFFENSE 25

	NO	NAME	POS	HT	WT	EXP	COLLEGE
<b>3 QUARTERBACKS</b>							
	5	Bortles, Blake	QB	6-5	246	3	Central Florida
	7	Henne, Chad	QB	6-3	220	9	Michigan
	10	Allen, Brandon	QB	6-1	217	R	Arkansas
<b>4 RUNNING BACKS</b>							
	16	Robinson, Denard	RB	6-0	215	4	Michigan
	24	Yeldon, T.J.	RB	6-1	227	2	Alabama
	30	Grant, Corey	RB	5-11	208	2	Auburn
	33	Ivory, Chris	RB	6-0	228	7	Tiffin
<b>6 WIDE RECEIVERS</b>							
	11	Lee, Marqise	WR	6-0	196	3	Southern California
	13	Greene Sr, Rashad	WR	5-11	190	2	Florida State
	15	Robinson, Allen	WR	6-3	217	3	Penn State
	17	Benn, Arrelious	WR	6-2	222	6	Illinois
	81	Walters, Bryan	WR	6-0	195	5	Cornell
	88	Hurns, Allen	WR	6-3	202	3	Miami (Fla.)
<b>4 TIGHT ENDS</b>							
	80	Thomas, Julius	TE	6-5	253	6	Portland State
	83	Koyack, Ben	TE	6-5	267	1	Notre Dame
	87	Sterling, Neal	TE	6-4	252	2	Monmouth
	89	Lewis, Mercedes	TE	6-6	275	11	UCLA
<b>8 OFFENSIVE LINEMEN</b>							
	60	Cann, A.J.	G	6-3	326	2	South Carolina
	64	Reed, Chris	G	6-5	308	1	Minnesota State
	65	Linder, Brandon	G	6-6	316	3	Miami (Fla.)
	68	Beachum, Kelvin	OT	6-3	303	5	Southern Methodist
	69	Shatley, Tyler	G	6-3	336	3	Clemson
	76	Joeckel, Luke	G/OT	6-6	320	4	Texas A&M
	77	Omameh, Patrick	OL	6-4	311	4	Michigan
	78	Parnell, Jermye	OT	6-6	311	7	Mississippi

## SPECIAL TEAMS 3

<b>3 KICKERS/SPECIALISTS</b>							
	2	Myers, Jason	K	5-10	193	2	Marist
	3	Nortman, Brad	P	6-2	216	5	Wisconsin
	46	Tinker, Carson	LS	6-0	240	4	Alabama

## DEFENSE 25

<b>10 DEFENSIVE LINEMEN</b>							
	56	Fowler, Jr., Dante	DE	6-3	250	2	Florida
	75	Odrick, Jared	DE	6-5	298	7	Penn State
	90	Jackson, Malik	DL	6-5	300	5	Tennessee
	91	Ngakoue, Yannick	DE	6-2	246	R	Maryland
	92	Day, Sheldon	DT	6-1	285	R	Notre Dame
	93	Alualu, Tyson	DE	6-3	304	7	California
	95	Jones, Abry	DT	6-4	318	4	Georgia
	97	Miller III, Roy	DT	6-2	318	8	Texas
	98	Smith, Chris	DE	6-1	262	3	Arkansas
	99	Marks, Sen'Derrick	DT	6-2	309	8	Auburn
<b>6 LINEBACKERS</b>							
	44	Jack, Myles	LB	6-1	247	R	UCLA
	50	Smith, Telvin	LB	6-3	218	3	Florida State
	51	Posluszny, Paul	LB	6-2	232	10	Penn State
	52	Pullard III, Hayes	LB	6-0	233	2	Southern California
	55	Skuta, Dan	LB	6-2	252	8	Grand Valley State
	59	Brown, Arthur	LB	6-0	240	4	Kansas State
<b>9 DEFENSIVE BACKS</b>							
	20	Ramsey, Jalen	CB	6-1	211	R	Florida State
	21	Amukamara, Prince	CB	6-0	202	6	Nebraska
	25	Thompson, Peyton	FS	6-0	189	2	San Jose State
	27	Gratz, Dwayne	CB	5-11	199	4	Connecticut
	29	Johnson, Josh	CB	5-10	195	2	Purdue
	31	House, Davon	CB	6-0	200	6	New Mexico State
	37	Cyprien, Johnathan	S	6-0	217	4	Florida International
	39	Gipson, Tashaun	FS	5-11	210	5	Wyoming
	47	Wilson, Jarrod	S	6-2	209	R	Michigan

# JAGUARS HOW BUILT

	ROOKIE, VETERAN AND FIRST-YEAR FREE AGENTS (13)	UNRESTRICTED FREE AGENTS (15)	OTHER TEAM'S PRACTICE SQUAD (1)	WAIVERS (1)	COLLEGE DRAFT (23)
2006					TE Mercedes Lewis
2010					DE Tyson Alualu
2011		LB Paul Posluszny			
2012		QB Chad Henne			
2013	DT Abry Jones LS Carson Tinker	DT Roy Miller III DT Sen'Derrick Marks			G/OT Luke Joeckel S Johnathan Cyprien CB Dwayne Gratz RB Denard Robinson
2014	WR Allen Hurns G Tyler Shatley FS Peyton Thompson				QB Blake Bortles WR Allen Robinson WR Marqise Lee G Brandon Linder LB Chris Smith LB Telvin Smith
2015	K Jason Myers WR Bryan Walters RB Corey Grant OL Chris Reed	CB Davon House DL Jared Odrick OT Jermei Parnell LB Dan Skuta TE Julius Thomas	LB Hayes Pullard III		DE Dante Fowler Jr. RB T.J. Yeldon WR Rashad Greene Sr G A.J. Cann TE Neal Sterling TE Ben Koyack
2016	CB Josh Johnson S Jarrod Wilson OL Patrick Omameh WR Arrelious Benn	CB Prince Amukamara RB Chris Ivory DL Malik Jackson P Brad Nortman FS Tashaun Gipson OT Kelvin Beachum		LB Arthur Brown	CB Jalen Ramsey LB Myles Jack DE Yannick Ngakoue DT Sheldon Day QB Brandon Allen

# JAGUARS 2016 ROSTER MOVES (PAGE 1)

DATE	PLAYER	TRANSACTION
January 4	BAILEY, Rasheed, WR	Signed reserve/future contract
January 4	EDWARDS, Kadeem, OL	Signed reserve/future contract
January 4	EVANS, Shaq, WR	Signed reserve/future contract
January 4	KOYACK, Ben, TE	Signed reserve/future contract
January 4	LAWRENCE, Rashad, WR	Signed reserve/future contract
January 4	PORTER, Sean, LB	Signed reserve/future contract
January 4	REED, Chris, OL	Signed reserve/future contract
January 4	REYNOLDS, Rashaad, CB	Signed reserve/future contract
January 4	WOLFF, Earl, S	Signed reserve/future contract
January 6	MILLER, Patrick, OT	Signed reserve/future contract
February 12	JOHNSON, Josh, DB	Signed
February 16	CASEY, Chance, DB	Signed
March 3	BEADLES, Zane, OL	Released
March 3	CLEMONS, Chris, DE	Released
March 9	BRANCH, Andre, DL	Contract expired
March 9	ANGER, Bryan, P	Contract expired
March 9	WISNIEWSKI, Stefan, C	Contract expired
March 9	HARBOR, Clay, TE	Contract expired
March 9	YOUNG, Sam, OL	Contract expired
March 9	PIERCE, Bernard, RB	Contract expired
March 10	GERHART, Toby, RB	Released
March 10	IVORY, Chris, RB	Signed contract (UFA - NYJ)
March 10	JACKSON, Malik, DL	Signed contract (UFA - Den.)
March 10	NORTMAN, Brad, P	Signed contract (UFA - Car.)
March 10	GIPSON, Tashaun, S	Signed contract (UFA - Cle.)
March 11	BERNADEAU, Mackenzy, OL	Signed contract (UFA - Dal.)
March 11	AMUKAMARA, Prince, CB	Signed contract (UFA - NYG)
March 16	BEACHUM, Kelvin, OT	Signed contract (UFA - Pit.)
March 31	COPELAND, Damian, WR	Released
April 4	HAWKINSON, Tanner, OL	Claimed off waivers
April 15	HAWKINSON, Tanner, OL	Placed on Reserve/Retired list
April 18	BROWN, Sergio, S	Released
April 28	RAMSEY, Jalen, CB	Drafted (1)
April 29	JACK, Myles, LB	Drafted (2)
April 29	NGAKOUE, Yannick, DE	Drafted (3)
April 30	DAY, Sheldon, DT	Drafted (4)
April 30	HOLMES, Tyrone, DE	Drafted (6a)
April 30	ALLEN, Brandon, QB	Drafted (6b)
April 30	WOODARD, Jonathan, DE	Drafted (7)
May 1	BODDY-CALHOUN, Brieon, CB	Agreed to terms
May 1	BOWMAN, Braedon, TE	Agreed to terms
May 1	HILL, Rashod, OT	Agreed to terms
May 1	HILTON, Mike, CB	Agreed to terms
May 1	OBERKROM, Jaden, K	Agreed to terms
May 1	ROBINSON, Jamal, WR	Agreed to terms
May 1	SLATER, Pearce, OT	Agreed to terms
May 1	WILSON, Jarrod, S	Agreed to terms
May 1	WITTEK, Max, QB	Agreed to terms
May 5	ALLEN, Brandon, QB	Signed contract
May 5	HOLMES, Tyrone, DE	Signed contract
May 7	WOODARD, Jonathan, DE	Signed contract
May 11	CASEY, Chance, DB	Waived
May 11	WERNER, Bjoern, DE	Signed
May 13	JACK, Myles, LB	Signed contract
May 16	DAY, Sheldon, DT	Signed contract
May 17	OBERKROM, Jaden, K	Waived
June 2	MILLER, Patrick, OT	Waived
June 2	OMAMEH, Patrick, OL	Signed contract
June 16	LOSTON, Craig, S	Waived
June 16	REYNOLDS, Rashaad, CB	Waived
June 16	SMITH, Quanterus, DE	Waived
June 16	QUIGLEY, Ryan, P	Signed contract
June 16	WYNN, Shane, WR	Signed contract
July 25	FICKEN, Sam, K	Signed contract
July 26	BOWANKO, Luke, OL	Placed on Active/PUP list
July 26	WOODARD, Jonathan, DE	Placed on Active/PUP list
July 26	HILTON, Mike, CB	Placed on Active/Non-Football Injury list
August 17	BAILEY, Rasheed, WR	Waived
August 17	McCLENDON, Jacques, OL	Signed contract
August 17	GRAY, Jonas, RB	Waived/injured
August 17	BARNES, T.J., DT	Signed contract
August 23	WITTEK, Max, QB	Waived
August 23	MARSHALL, Cameron, RB	Signed contract
August 24	GRAY, Jonas, RB	Release via injury settlement
August 29	BARTU, Joplo, LB	Waived
August 29	EVANS, Shaq, WR	Waived
August 29	FICKEN, Sam, K	Waived
August 29	HILTON, Mike, CB	Waived
August 29	MARSHALL, Cameron, RB	Waived
August 29	McCRAY, Demetrius, CB	Waived
August 29	QUIGLEY, Ryan, P	Waived
August 29	ROBINSON, Jamal, WR	Waived
August 29	LINKENBACH, Jeff, OL	Placed on injured reserve
August 29	BOWANKO, Luke, OL	Placed on Reserve/PUP list
August 29	WOODARD, Jonathan, DE	Placed on Reserve/PUP list
August 29	WOLFF, Earl, S	Waived/injured
August 30	WERNER, Bjoern, DE	Waived
August 30	JACOBS, Nic, TE	Waived
August 30	SAMPLE, James, S	Placed on injured reserve
August 31	WASHINGTON, Tony, WR	Waived/injured
September 1	EVANS, Shaq, WR	Signed contract
September 2	BERNADEAU, Mackenzy, OL	Released
September 2	EVANS, Shaq, WR	Waived
September 2	LAWRENCE, Rashad, WR	Waived
September 2	BOWMAN, Braedon, TE	Waived
September 2	EDWARDS, Kadeem, OL	Waived
September 2	McCLENDON, Jacques, OL	Released
September 2	SLATER, Pearce, OT	Waived
September 2	HILL, Rashod, OT	Waived
September 2	WYNN, Shane, WR	Waived
September 2	BENN, Arrelious, WR	Released
September 2	DAVIS, Ryan, LB	Released
September 2	EVANS, Josh, S	Waived
September 2	HOLMES, Tyrone, DE	Waived
September 2	BENNETT, Michael, DT	Placed on injured reserve
September 2	ASH, Richard, DT	Waived
September 2	BARNES, T.J., DT	Waived

DATE	PLAYER	TRANSACTION
September 2	PORTER, Sean, LB	Waived
September 2	BODDY-CALHOUN, Brieon	Waived
September 2	ARMBRISTER, Thurston, LB	Waived
September 2	MARSHALL, Nick, CB	Waived
September 2	TRIPP, Jordan, LB	Waived
September 2	COLVIN, Aaron, CB	Placed on reserve/suspended by commissioner list
September 4	BANYARD, Joe, RB	Released
September 4	BROWN, Arthur, LB	Claimed off waivers from Baltimore
September 4	WELLS, Josh, OT	Placed on injured reserve
September 4	BENN, Arrelious, WR	Signed contract
September 4	PORTER, Sean, LB	Signed to practice squad
September 4	ASH, Richard, DT	Signed to practice squad
September 4	EVANS, Shaq, WR	Signed to practice squad
September 4	HILL, Rashod, OL	Signed to practice squad
September 4	LAWRENCE, Rashad, WR	Signed to practice squad
September 4	MARSHALL, Nick, CB	Signed to practice squad
September 4	WYNN, Shane, WR	Signed to practice squad
September 4	Huff, Marqueston, S	Claimed off waivers from Tennessee
September 5	ELLIS, Alex, TE	Signed to practice squad
September 5	HILL, Bronson, RB	Signed to practice squad
September 5	POUTASI, Jeremiah, OL	Signed to practice squad
September 6	EVANS, Shaq, WR	Placed on practice squad injured list
September 6	ROBINSON, Jamal, WR	Signed to practice squad
September 7	WOLFF, Earl, S	Waived via injury settlement
September 13	Huff, Marqueston, S	Waived
September 13	EVANS, Shaq, WR	Released
September 15	ROBINSON, Jamal, WR	Released from the practice squad
September 15	Huff, Marqueston, S	Signed to practice squad



# JAGUARS UNOFFICIAL DEPTH CHART

## OFFENSE

<b>WR:</b>	15 Allen Robinson	13 Rashad Greene Sr.	17 Arrelious Benn
<b>TE:</b>	80 Julius Thomas	83 Ben Koyack	
<b>LT:</b>	68 Kelvin Beachum	76 Luke Joeckel	77 Patrick Omameh
<b>LG:</b>	76 Luke Joeckel	64 Chris Reed	
<b>C:</b>	65 Brandon Linder	69 Tyler Shatley	
<b>RG:</b>	60 A.J. Cann	64 Chris Reed	
<b>RT:</b>	78 Jermei Parnell	77 Patrick Omameh	
<b>TE:</b>	89 Mercedes Lewis	87 Neal Sterling	
<b>WR:</b>	88 Allen Hurns	11 Marqise Lee	81 Bryan Walters
<b>QB:</b>	5 Blake Bortles	7 Chad Henne	<u>10 Brandon Allen</u>
<b>RB:</b>	24 T.J. Yeldon / 33 Chris Ivory	16 Denard Robinson	30 Corey Grant

## DEFENSE

<b>LEO:</b>	56 Dante Fowler Jr.	<u>91 Yannick Ngakoue</u>	98 Chris Smith
<b>DT:</b>	90 Malik Jackson	99 Sen'Derrick Marks	<u>92 Sheldon Day</u>
<b>DT:</b>	97 Roy Miller III	95 Abry Jones	
<b>DE:</b>	75 Jared Odrick	93 Tyson Alualu	99 Sen'Derrick Marks
<b>WLB:</b>	50 Telvin Smith	<u>44 Myles Jack</u>	
<b>MLB:</b>	51 Paul Posluszny	52 Hayes Pullard III	
<b>OTTO:</b>	55 Dan Skuta	59 Arthur Brown	
<b>LCB:</b>	31 Davon House / 21 Prince Amukamara		27 Dwayne Gratz
<b>FS:</b>	39 Tashaun Gipson	25 Peyton Thompson	
<b>SS:</b>	37 Johnathan Cyprien	<u>47 Jarrod Wilson</u>	
<b>RCB:</b>	<u>20 Jalen Ramsey</u>	29 Josh Johnson	

## SPECIAL TEAMS

<b>K:</b>	2 Jason Myers		
<b>P:</b>	3 Brad Nortman		
<b>LS:</b>	46 Carson Tinker		
<b>PH:</b>	3 Brad Nortman		
<b>KR:</b>	30 Corey Grant	16 Denard Robinson	81 Bryan Walters
<b>PR:</b>	13 Rashad Greene Sr.	81 Bryan Walters	11 Marqise Lee

\_\_\_\_\_ = ROOKIE



# **2016 STATISTICS**

**REGULAR SEASON WEEK 3 vs. BALTIMORE**

# STARTERS

## OFFENSIVE STARTERS

	WR	TE	LT	LG	C	RG	RT	TE	WR	QB	RB
9/11 vs. G.B.	A. Robinson	Thomas	Beachum	Joeckel	Linder	Cann	Parnell	Lewis	Hurns	Bortles	Yeldon
9/18 at S.D	A. Robinson	Thomas	Beachum	Joeckel	Linder	Cann	Parnell	Lewis	Hurns	Bortles	Yeldon
9/25 vs. BAL											
10/2 vs. IND											
10/16 at CHI											
10/23 vs. OAK											
10/27 at TEN											
11/6 at K.C.											
11/13 vs. HOU											
11/20 at DET											
11/27 at BUF											
12/4 vs. DEN											
12/11 vs. MIN											
12/18 at HOU											
12/24 vs. TEN											
1/1 at IND											
<b>TOTALS:</b>	A. Robinson - 2	Thomas - 2	Beachum - 2	Joeckel - 2	Linder - 2	Cann - 2	Parnell - 2	Lewis - 2	Hurns - 2	Bortles - 2	Yeldon - 2

## DEFENSIVE STARTERS

	LDE	DT	DT	LEO	OLB	MLB	OLB	LCB	RCB	SS	FS
9/11 vs. G.B.	Odrick	Jackson	Miller	Fowler	T. Smith	Posluszny	Ramsey (CB)	House	Amukamara	Cyprien	Gipson
9/18 at S.D	Odrick	Jackson	Miller	Ngakoue	T. Smith	Posluszny	Skuta	House	Ramsey	Cyprien	Gipson
9/25 vs. BAL											
10/2 vs. IND											
10/16 at CHI											
10/23 vs. OAK											
10/27 at TEN											
11/6 at K.C.											
11/13 vs. HOU											
11/20 at DET											
11/27 at BUF											
12/4 vs. DEN											
12/11 vs. MIN											
12/18 at HOU											
12/24 vs. TEN											
1/1 at IND											
<b>TOTALS:</b>	Odrick - 2	Jackson - 2	Miller - 2	Fowler - 1	T. Smith - 2	Posluszny - 2	Ramsey (CB) - 1	House - 2	Amukamara - 1	Cyprien - 2	Gipson - 2
				Ngakoue - 1							
							Skuta - 1				
									Ramsey - 1		

# GAME-BY-GAME PARTICIPATION

	vs.	at	vs.	vs.	at	vs.	at	at	vs.	at	at	vs.	vs.	at	vs.	at	GAMES/ STARTS
	G.B	S.D.	BAL	IND	CHI	OAK	TEN	K.C.	HOU	DET	BUF	DEN	MIN	HOU	TEN	IND	
ALLEN	ina	ina															0/0
ALUALU	ina	ina															0/0
AMUKAMARA	RCB	ina															1/1
BEACHUM	LT	LT															2/2
BENN	P	P															2/0
BORTLES	QB	QB															2/2
BROWN	P	P															2/0
CANN	RG	RG															2/2
CYPRIEN	SS	SS															2/2
DAY	P	P															2/0
FOWLER JR.	LEO	P															2/1
GIPSON	FS	FS															2/2
GRANT	P	P															2/0
GRATZ	P	P															2/0
GREENE SR	P	P															2/0
HENNE	DNP	DNP															0/0
HOUSE	LCB	LCB															2/2
HUFF	Sus	ps															0/0
HURNS	WR	WR															2/2
IVORY	ina	ina															0/0
JACK	P	P															2/0
JACKSON	DT	DT															2/2
JOEKEL	LG	LG															2/2
JOHNSON	ina	P															1/0
JONES	P	P															2/0
KOYACK	P	P															2/0
LEE	P	P															2/0
LEWIS	TE	TE															2/2
LINDER	C	C															2/2
MARKS	P	P															2/0
MILLER III	DT	DT															2/2
MYERS	P	P															2/0
NGAKOUE	P	LEO															2/1
NORTMAN	P	P															2/0
ODRICK	DE	DE															2/2
OMAMEH	P	P															2/0
PARNELL	RT	RT															2/2
POSLUSZNY	MLB	MLB															2/2
PULLARD III	P	P															2/0
RAMSEY	CB	RCB															2/2
REED	ina	ina															0/0
A. ROBINSON	WR	WR															2/2
D. ROBINSON	P	P															2/0
SHATLEY	P	P															2/0

POS=Started; P=Played; DNP=Did not play; ina= Inactive; ps=Practice squad; ---=Not on roster;

NFI= Reserve/non-football injury; PUP=Reserve/physically unable to perform; IR=Injured reserve; Sus=Suspended



# GAME-BY-GAME PARTICIPATION

	vs. G.B	at S.D.	vs. BAL	vs. IND	at CHI	vs. OAK	at TEN	at K.C.	vs. HOU	at DET	at BUF	vs. DEN	vs. MIN	at HOU	vs. TEN	at IND	GAMES/ STARTS
SKUTA	P	OTTO															2/1
C. SMITH	ina	ina															0/0
T. SMITH	WLB	WLB															2/2
THOMAS	TE	TE															2/2
THOMPSON	P	P															2/0
WALTERS	ina	ina															0/0
WILSON	P	P															2/0
YELDON	RB	RB															2/2

POS=Started; P=Played; DNP=Did not play; ina= Inactive; ps=Practice squad; ---=Not on roster;

NFI= Reserve/non-football injury; PUP=Reserve/physically unable to perform; IR=Injured reserve; Sus=Suspended

# 2016 JACKSONVILLE JAGUARS

## REGULAR SEASON GAME-BY-GAME STATISTICS

Passing													
B.Bortles													
Date	Opponent	Att	Cmp	Yds	Cmp%	Yds/Att	TD	TD%	INT	INT%	LG	Sack/Lost	Rating
9/11	Green Bay	39	24	320	61.5	8.21	1	2.6	1	2.6	38	3/20	85.4
9/18	@ San Diego	50	31	329	62.0	6.58	2	4.0	2	4.0	35	2/10	77.8
<b>TOTALS</b>		<b>89</b>	<b>55</b>	<b>649</b>	<b>61.8</b>	<b>7.29</b>	<b>3</b>	<b>3.4</b>	<b>3</b>	<b>3.4</b>	<b>38</b>	<b>5/30</b>	<b>81.2</b>

Rushing																
T.Yeldon																
Date	Opponent	No	Yds	Avg	LG	TD					D.Robinson					
		No	Yds	Avg	LG	TD	No	Yds	Avg	LG	TD					
9/11	Green Bay	21	39	1.9	7	1	2	2	1.0	3	0	3	7	2.3	3	0
9/18	@ San Diego	7	28	4.0	15	0	3	34	11.3	24	0	1	7	7.0	7	0
<b>TOTALS</b>		<b>28</b>	<b>67</b>	<b>2.4</b>	<b>15</b>	<b>1</b>	<b>5</b>	<b>36</b>	<b>7.2</b>	<b>24</b>	<b>0</b>	<b>4</b>	<b>14</b>	<b>3.5</b>	<b>7</b>	<b>0</b>

Receiving																			
T.Yeldon																			
Date	Opponent	Tar	Rec	Yds.	Avg.	LG	TD					A.Hurns							
		Tar	Rec	Yds.	Avg.	LG	TD	Tar	Rec	Yds.	Avg.	LG	TD						
9/11	Green Bay	6	4	30	7.5	11	0	5	4	75	18.8	38	0	A.Robinson					
9/18	@ San Diego	9	8	10	1.3	8	0	10	5	64	12.8	24	0	15	6	72	12.0	22	0
<b>TOTALS</b>		<b>15</b>	<b>12</b>	<b>40</b>	<b>3.3</b>	<b>11</b>	<b>0</b>	<b>15</b>	<b>9</b>	<b>139</b>	<b>15.4</b>	<b>38</b>	<b>0</b>	<b>20</b>	<b>9</b>	<b>126</b>	<b>14.0</b>	<b>35</b>	<b>0</b>

Receiving																			
J.Thomas																			
Date	Opponent	Tar	Rec	Yds.	Avg.	LG	TD					M.Lee							
		Tar	Rec	Yds.	Avg.	LG	TD	Tar	Rec	Yds.	Avg.	LG	TD						
9/11	Green Bay	5	5	64	12.8	22t	1	4	2	22	11.0	12	0	M.Lewis					
9/18	@ San Diego	7	4	71	17.8	24	0	7	5	75	15.0	22	0	2	2	48	24.0	37	0
<b>TOTALS</b>		<b>12</b>	<b>9</b>	<b>135</b>	<b>15.0</b>	<b>24</b>	<b>1</b>	<b>11</b>	<b>7</b>	<b>97</b>	<b>13.9</b>	<b>22</b>	<b>0</b>	<b>5</b>	<b>4</b>	<b>65</b>	<b>16.3</b>	<b>37</b>	<b>1</b>

Receiving																			
R.Greene																			
Date	Opponent	Tar	Rec	Yds.	Avg.	LG	TD					A.Benn							
		Tar	Rec	Yds.	Avg.	LG	TD	Tar	Rec	Yds.	Avg.	LG	TD						
9/11	Green Bay	2	1	9	9.0	9	0	0	0	0	0	0	0	C.Grant					
9/18	@ San Diego	3	1	7	7.0	7	0	2	1	9	9.0	9	0	1	1	15	15.0	15t	1
<b>TOTALS</b>		<b>5</b>	<b>2</b>	<b>16</b>	<b>8.0</b>	<b>9</b>	<b>0</b>	<b>2</b>	<b>1</b>	<b>9</b>	<b>9.0</b>	<b>9</b>	<b>0</b>	<b>1</b>	<b>1</b>	<b>15</b>	<b>15.0</b>	<b>15t</b>	<b>1</b>

Receiving														
D.Robinson														
Date	Opponent	Tar	Rec	Yds.	Avg.	LG	TD							
		Tar	Rec	Yds.	Avg.	LG	TD							
9/11	Green Bay	0	0	0	0	0	0							
9/18	@ San Diego	2	1	7	7.0	7	0							
<b>TOTALS</b>		<b>2</b>	<b>1</b>	<b>7</b>	<b>7.0</b>	<b>7</b>	<b>0</b>							

# 2016 JACKSONVILLE JAGUARS

## REGULAR SEASON GAME-BY-GAME STATISTICS

Punt Returns		R.Greene					
Date	Opponent	No.	Yds.	Avg.	LG	FC	TD
9/11	Green Bay	1	14	14.0	14	1	0
9/18	@ San Diego	2	9	4.5	8	1	0
<b>TOTALS</b>		<b>3</b>	<b>23</b>	<b>7.7</b>	<b>14</b>	<b>2</b>	<b>0</b>

KO Returns		C. Grant					
Date	Opponent	No.	Yds.	Avg.	LG	FC	TD
9/11	Green Bay	2	51	25.5	32	0	0
9/18	@ San Diego	3	67	22.3	24	0	0
<b>TOTALS</b>		<b>5</b>	<b>118</b>	<b>23.6</b>	<b>32</b>	<b>0</b>	<b>0</b>

Punting		B.Nortman						
Date	Opponent	No.	Yds.	Avg.	TB	In20	LG	Net
9/11	Green Bay	2	125	62.5	0	2	67	62.5
9/18	@ San Diego	4	179	44.8	0	2	56	39.5
<b>TOTALS</b>		<b>6</b>	<b>304</b>	<b>50.7</b>	<b>0</b>	<b>4</b>	<b>67</b>	<b>47.2</b>

Placekicking		J.Myers								
Date	Opponent	KO	KO Yds	TB	XP Att	XP	FG Att	FG	Long	Points
9/11	Green Bay	6	386	5	2	2	3	3	50	11
9/18	@ San Diego	3	86	1	2	2	1	0	0	2
<b>TOTALS</b>		<b>9</b>	<b>472</b>	<b>6</b>	<b>4</b>	<b>4</b>	<b>4</b>	<b>3</b>	<b>50</b>	<b>13</b>

# DEFENSIVE GAME-BY-GAME STATISTICS

## JAGUARS 2016 DEFENSIVE TACKLES (SOLO-ASSIST)

	Amukamara	Brown	Cyprien	Day	Fowler	Gipson	Gratz	House	Jack	Jackson	Jones
9/11 vs. GB	2-0	0-0	9-0	0-0	2-1	3-0	1-0	2-0	0-0	0-0	0-0
9/18 at SD	0-0	0-0	5-2	0-0	5-1	3-0	2-0	3-2	2-0	1-1	0-1
9/25 vs BAL											
10/2 vs IND											
10/16 at CHI											
10/23 vs. OAK											
10/27 at TEN											
11/6 at KC											
11/13 vs. HOU											
11/20 at DET											
11/27 at BUF											
12/4 vs. DEN											
12/11 vs. MIN											
12/18 at HOU											
12/24 vs. TEN											
<u>1/1 at IND</u>											
<b>TOTALS</b>	<b>2-0</b>	<b>0-0</b>	<b>14-2</b>	<b>0-0</b>	<b>7-2</b>	<b>6-0</b>	<b>3-0</b>	<b>5-2</b>	<b>2-0</b>	<b>1-1</b>	<b>0-1</b>
	Marks	Miller III	Ngakoue	Odrick	Posluszny	Pullard III	Ramsey	Skuta	T. Smith	Thompson	Wilson
9/11 vs. GB	1-0	0-0	1-1	3-2	4-1	0-0	2-1	1-0	6-2	0-0	0-0
9/18 at SD	0-0	5-0	2-1	0-0	6-5	1-1	6-0	0-0	7-2	0-0	0-0
9/25 vs BAL											
10/2 vs IND											
10/16 at CHI											
10/23 vs. OAK											
10/27 at TEN											
11/6 at KC											
11/13 vs. HOU											
11/20 at DET											
11/27 at BUF											
12/4 vs. DEN											
12/11 vs. MIN											
12/18 at HOU											
12/24 vs. TEN											
<u>1/1 at IND</u>											
<b>TOTALS</b>	<b>1-0</b>	<b>5-0</b>	<b>3-2</b>	<b>3-2</b>	<b>10-4</b>	<b>1-1</b>	<b>8-1</b>	<b>1-0</b>	<b>13-4</b>	<b>0-0</b>	<b>0-0</b>

--- = Not on Team // ps = Practice Squad // ina = Inactive // IR = Injured Reserve // PUP = Physical Unable to Perform



# 2016 DRIVE CHART

## Week 1 – Sept. 11 vs. Green Bay Packers

JAX	Start	Plys	Yds	End	Deep	Result	GB	Start	Plys	Yds	End	Deep	Result
1.	J18	5	13	J31	J31	Interception	1.	<b>J29</b>	6	29	EZ	J 6*#	Touchdown
2.	J25	6	14	J39	J49	Punt	2.	GB 3	3	3	GB 6	GB 6	Punt
3.	<b>GB48</b>	3	48	EZ	GB 5*	Touchdown	3.	GB25	3	6	GB31	GB31	Punt
4.	J21	3	9	J30	J30	Punt	4.	GB 3	3	4	GB 7	GB 7	Punt
5.	<b>J47</b>	12	45	GB 8	GB 8*	Field goal	5.	<b>GB25</b>	9	75	EZ	J 6*	Touchdown
6.	<b>J25</b>	7	75	EZ	GB22	Touchdown	6.	<b>GB25</b>	5	75	EZ	J29	Touchdown
7.	<u>J25</u>	1	-1	J25	J25	End of half	7.	<b>GB25</b>	13	68	J 7	J 7*#	Field goal
8.	<b>J25</b>	10	54	GB21	GB21	Field goal	8.	<b>GB25</b>	16	73	J 2	J 2*#	Field goal
9.	<b>J31</b>	14	37	GB32	GB25	Field goal	9.	GB18	3	1	GB19	GB26	Punt
10.	J37	10	48	GB14	GB14	Failed 4 <sup>th</sup> down	10.	GB15	1	-1	GB15	GB15	End of game

## Week 2 – Sept. 18 at San Diego Chargers

JAX	Start	Plys	Yds	End	Deep	Result	SD	Start	Plys	Yds	End	Deep	Result
1.	J19	3	5	J24	J24	Punt	1.	<b>SD25</b>	8	75	EZ	J 3*#	Touchdown
2.	J14	3	6	J20	J20	Interception	2.	SD33	5	13	SD46	SD48	Punt
3.	J25	6	39	SD36	SD35	Missed field goal	3.	<b>J34</b>	7	34	EZ	J 6*#	Touchdown
4.	J25	3	-7	J22	J25	Fumble	4.	<b>SD44</b>	5	56	EZ	J 2*#	Touchdown
5.	J 6	5	55	SD39	SD39	Interception	5.	J18	6	12	J 5	J 1*#	Fumble
6.	<u>J 8</u>	5	44	SD44	SD38	End of half	6.	<u>SD31</u>	3	-2	SD29	SD31	Punt
7.	J24	3	1	J25	J27	Punt	7.	<b>SD45</b>	3	55	EZ	J44	Touchdown
8.	J25	4	12	J37	J42	Punt	8.	SD19	4	14	SD33	SD39	Punt
9.	J28	4	24	SD48	SD48	Punt	9.	<b>SD 7</b>	7	93	EZ	J45	Touchdown
10.	<b>J25</b>	12	75	EZ	SD 4*#	Touchdown	10.	<b>J43</b>	11	36	J 7	J 7*#	Field goal
11.	J25	7	58	SD17	SD17*	Failed 4 <sup>th</sup> down	11.	SD17	3	3	SD20	SD25	Punt
12.	<b>J40</b>	9	60	EZ	SD15*	Touchdown	12.	J43	2	-1	J44	J43	End of game

Underlined = last drive of first half; \* = Inside the 20; # = Goal-to-go; @ = Overtime possession

# 2015 MISCELLANEOUS STATISTICS

## REGULAR SEASON HIGHS & LOWS

	JAGUARS		OPPONENTS	
	HIGH	LOW	HIGH	LOW
Points	23 vs. GB	14 at SD	38 by SD	27 by GB (at JAX)
First Downs	20 vs. GB. at SD	-	25 by SD	18 by GB (at JAX)
Total Offense	388 at SD	348 vs. GB	357 by SD	294 by GB (at JAX)
Net Yards Rushing	69 at SD	48 vs. GB	150 by SD	95 by GB (at JAX)
Net Yards Passing	319 at SD	300 vs. GB	207 by SD	199 by GB (at JAX)
Offensive Plays	68 vs. GB	63 at SD	63 by SD	60 by GB (at JAX)
Rushing Attempts	26 vs. GB	11 at SD	35 by SD	25 by GB (at JAX)
Pass Attempts	50 at SD	39 vs. GB	34 by GB (at JAX)	25 by SD
Pass Completions	31 at SD	24 vs. GB	20 by GB (at JAX)	17 by SD
Passes Had Intercepted	2 at SD	1 vs. GB	-	-
Sacks Allowed	3 vs. GB	2 at SD	3 by SD	1 by GB (at JAX)
Fumbles	1 vs. GB, at SD)	-	1 by GB, SD	-
Fumbles Lost	1 at SD	0 vs. GB	1 by SD	0 by GB (at JAX)
Total Turnovers	3 at SD	1 vs. GB	1 by SD	0 by GB (at JAX)
Penalties	14 at SD	9 vs. GB	5 by GB (at JAX)	3 by SD
Yards Penalized	93 at SD	79 vs. GB	24 by GB (at JAX)	23 by SD
Time of Possesion	31:23 vs. GB	25:08 at SD	34: 52 by SD	28:37 by GB (at JAX)
Defensive Interceptions	-	-	2 by SD	1 by GB (at JAX)
Total Takeaways	1 at SD	0 vs. GB	2 by SD	1 by GB (at JAX)
Longest Drive (plays)	14 vs. GB	1 vs. GB	16 by GB	1 by GB
Longest Drive (yards)	75 vs. GB, at SD	-7 at SD	75 by GB, SD	-1 by GB, SD
Third Down Conversions	4 vs. GB	2 at SD	7 by GB, SD	-

## REGULAR SEASON INDIVIDUAL HIGHS

	JAGUARS	OPPONENTS
Yards Rushing	39 (Yeldon vs. GB)	102 (Gordon, SD)
Rushing Attempts	21 (Yeldon vs. GB)	24 (Gordon, SD)
Rushing TDs	1 (Yeldon vs. GB)	1 (Rodgers, GB & Gordon, SD)
Receptions	8 (Yeldon at SD)	6 by three players (last: Benjamin, SD)
Yards Receiving	75 (Hurns vs. GB & Lee at SD)	115 (Benjamin, SD)
Receiving TDs	1 by three players (last: Grant at SD)	2 (Benjamin, SD)
Combined Yards (rush/rec)	75 (by Hurns vs. GB, Lee at SD)	114 (Benjamin, SD)
All-Purpose Yards	75 (by Hurns vs. GB, Lee at SD)	114 (Benjamin, SD)
Yards Passing	329 (Bortles at SD)	220 (Rivers, SD)
Pass Attempts	50 (Bortles at SD)	34 (Rodgers, GB)
Pass Completions	31 (Bortles at SD)	20 (Rodgers, GB)
TD Passes	2 (Bortles at SD)	4 (Rivers, SD)
Interceptions Thrown	2 (Bortles at SD)	--
Longest Run	24 (Bortles at SD)	28 (Lacy, GB)
Longest Pass Completion	38 (Bortles to Hurns vs. GB)	45 (TD) (Rivers to Benjmain, SD)
Longest Kickoff Return	32 (Grant vs. GB)	14 (Montgomery, GB)
Longest Punt Return	14 (Greene Sr vs. GB)	12 (Benjamin, SD)
Longest INT Return	--	31 (Hayward, SD)
Longest Punt	67 (Nortman vs. GB)	56 (Schum, GB & Kaser, SD)
Longest Field Goal	50 (Myers vs. GB)	25 (Crosby, GB & Lambo, SD)
Touchdowns Scored	1 by four players (last: Grant at SD)	2 (Benjamin, SD)
Points Scored	11 (Myers vs. GB)	12 (Benjamin, SD)

## SCORING BY QUARTERS

	JAGUARS					OPPONENTS						
	1	2	3	4	OT	Total	1	2	3	4	OT	Total
9/11 vs. G.B	7=	10#	3	3	0	23	7=	14##	3	3	0	27
9/18 at S.D	0	0	0	14##	0	14	7=	14##	14##	3	0	38
9/25 vs. BAL												
10/2 vs. IND												
10/16 at CHI												
10/23 vs. OAK												
10/27 at TEN												
11/6 at K.C.												
11/13 vs. HOU												
11/20 at DET												
11/27 at BUF												
12/4 vs. DEN												
12/11 vs. MIN												
12/18 at HOU												
12/24 vs. TEN												
1/1 at IND												

\*=TD rushing // #=TD Passing // @=TD on INT return // %=TD on punt return // ^=TD on fumble return // &=TD on blocked FG // !=TD on kickoff return // ~=TD on blocked punt return

# PLAYS OF 30+ YARDS

	95	96	97	98	99	00	01	02	03	04	05	06	07	08	09	10	11	12	13	14	15	16	Total
Jimmy Smith	2	8	9	12	8	9	4	3	6	9	5												75
Fred Taylor				8	5	4		4	4	6	1	5	5	1									43
Maurice Jones-Drew												6	4	1	6	3	6	1	3				30
Keenan McCardell		5	7	3	2	5	4																26
<b>Marcedes Lewis</b>												1		1	4	1	1		3	2	1	1	15
<b>Allen Robinson</b>																					13	1	14
Ernest Wilford									3	5	3	2			1								14
Reggie Williams										2	6	3	2										13
Cecil Shorts III																		9	1	3			13
<b>Allen Hurns</b>																				5	5	2	12
Matt Jones										4	4	2	2										12
James Stewart	1	1	4	1	3																		10
Willie Jackson	3	5	1																				9
Justin Blackmon																		6	2				8
Kyle Brady					1	3		2			1												7
Mike Sims-Walker															1	4	2						7
Pete Mitchell	1	1	1	1				1															5
Dennis Northcutt													2	3									5
Mike Thomas																3	2						5
<b>Marqise Lee</b>																					5		5
<b>Denard Robinson</b>																				3	1		4
Andre Rison		4																					4
Jason Hill															3	1	0	0					4
Reggie Barlow				1	2																		3
Damon Jones				1	1		1																3
Mike Brown																			3				3
Montell Owens															1			2					3
Clay Harbor																			1	2			3
<b>T.J. Yeldon</b>																						3	3
Jordan Todman																			2	1			3
<b>Julius Thomas</b>																						2	2
Rich Griffith	2																						2
Curtis Marsh	2																						2
Mark Brunell		1					1																2
Tavian Banks				1	1																		2
Alvis Whitted				1		1																	2
Anthony Johnson						2																	2
R. Jay Soward						2																	2
Patrick Johnson								2															2
Bobby Shaw								2															2
David Garrard								1							1								2
Matthew Hatchette									2														2
Troy Edwards									1	1													2
LaBrandon Toefield									1		1												2
George Wrihster									1					1									2
John Broussard														2									2
Jerry Porter															2								2
Torry Holt																2							2
Zach Miller																1	1						2
Ace Sanders																			2				2
<b>Bryan Walters</b>																						1	1
<b>Blake Bortles</b>																					1		1
Randy Jordan	1																						1
Natrone Means		1																					1
Stacey Mack							1																1
Kevin Lockett								1															1
Jermaine Lewis									1														1
Marc Edwards									1														1
David Allen									1														1
Todd Yoder										1													1
Brian Jones											1												1
Alvin Pearman											1												1
Greg Estandia														1									1
Jarett Dillard																1							1
Nate Hughes																1							1
Rashad Jennings																	1						1
Laurent Robinson																		1					1
Jordan Shipley																		1					1
Danny Noble																				1			1
<b>Total</b>	<b>12</b>	<b>26</b>	<b>22</b>	<b>29</b>	<b>23</b>	<b>26</b>	<b>11</b>	<b>16</b>	<b>18</b>	<b>20</b>	<b>21</b>	<b>25</b>	<b>22</b>	<b>14</b>	<b>21</b>	<b>14</b>	<b>10</b>	<b>20</b>	<b>18</b>	<b>26</b>	<b>27</b>	<b>407</b>	

# PLAYS OF 30+ YARDS - LAST 10 SEASONS

- 2016**
- 37.....Blake Bortles to Mercedes Lewis
  - 30.....Blake Bortles to Allen Hurns
  - 38.....Blake Bortles to Allen Hurns
  - 35.....Blake Bortles to Allen Robinson

- 2015**
- 36.....Blake Bortles to Allen Robinson
  - 52t.....Blake Bortles to Allen Robinson
  - 46.....Blake Bortles to Allen Robinson
  - 37.....Blake Bortles to Allen Robinson
  - 59t.....Blake Bortles to Allen Hurns
  - 48.....Blake Bortles to Allen Robinson
  - 36.....T.J. Yeldon (run)
  - 59.....Blake Bortles to Allen Hurns
  - 31.....Blake Bortles to Allen Hurns
  - 45.....T.J. Yeldon (run)
  - 44.....Blake Bortles to Allen Robinson
  - 33.....Blake Bortles to Allen Robinson
  - 30t.....Blake Bortles to Allen Hurns
  - 41.....Blake Bortles to Bryan Walters
  - 38.....Blake Bortles to Allen Robinson
  - 34.....Blake Bortles to Julius Thomas
  - 31.....Blake Bortles to Allen Robinson
  - 44.....Blake Bortles to Allen Robinson
  - 67.....Blake Bortles to T.J. Yeldon
  - 30.....Blake Bortles to Julius Thomas
  - 80t.....Blake Bortles to Allen Hurns
  - 31.....Denard Robinson (run)
  - 30.....Blake Bortles to Marqise Lee
  - 37.....Blake Bortles to Allen Robinson
  - 90t.....Blake Bortles to Allen Robinson
  - 36.....Blake Bortles to Allen Robinson
  - 45.....Blake Bortles to Mercedes Lewis

- 2014**
- 34t..... Chad Henne to Allen Hurns
  - 46..... Chad Henne to Allen Hurns
  - 63t..... Chad Henne to Mercedes Lewis
  - 54..... Chad Henne to Allen Robinson
  - 63t..... Blake Bortles to Allen Hurns
  - 44..... Blake Bortles to Allen Hurns
  - 30..... Blake Bortles to Clay Harbor
  - 59..... Blake Bortles to Clay Harbor
  - 31t..... Blake Bortles to Allen Robinson
  - 41..... Denard Robinson (run)
  - 32..... Blake Bortles (run)
  - 48t..... Blake Bortles to Allen Robinson
  - 39..... Denard Robinson (run)
  - 40t..... Blake Bortles to Allen Hurns
  - 32t..... Denard Robinson (run)
  - 53..... Blake Bortles to Cecil Shorts III
  - 32..... Blake Bortles to Cecil Shorts III
  - 31..... Blake Bortles to Allen Robinson
  - 37..... Blake Bortles to Marqise Lee
  - 30..... Blake Bortles to Marqise Lee
  - 31..... Blake Bortles to Marqise Lee
  - 35..... Blake Bortles to Mercedes Lewis
  - 30..... Blake Bortles to Cecil Shorts III
  - 33..... Blake Bortles to Marqise Lee
  - 34..... Blake Bortles to Marqise Lee
  - 62t..... Jordan Todman (run)

- 2013**
- 30..... Chad Henne to Ace Sanders
  - 59..... Chad Henne to Cecil Shorts III
  - 31..... Blaine Gabbert to Clay Harbor
  - 67..... Blaine Gabbert to J. Blackmon
  - 39..... Chad Henne to J. Blackmon
  - 43..... Chad Henne to Mike Brown
  - 32..... Chad Henne to Mike Brown
  - 31..... Chad Henne to Mike Brown
  - 30..... Maurice Jones-Drew (run)
  - 62..... Chad Henne to Danny Noble
  - 51..... Chad Henne to Ace Sanders
  - 44..... Maurice Jones-Drew (run)
  - 48..... Maurice Jones-Drew (run)
  - 41..... Chad Henne to M. Lewis
  - 33..... Jordan Todman (run)
  - 30..... Chad Henne to Jordan Todman
  - 30..... Chad Henne to M. Lewis
  - 36..... Chad Henne to M. Lewis

- 2012**
- 39t..... Blaine Gabbert to Cecil Shorts III
  - 32..... Blaine Gabbert to Laurent Robinson
  - 59t..... Maurice Jones-Drew run
  - 80t..... Blaine Gabbert to Cecil Shorts III
  - 34..... Blaine Gabbert to Cecil Shorts III
  - 42t..... Blaine Gabbert to Cecil Shorts III
  - 36..... Blaine Gabbert to Justin Blackmon
  - 35..... Blaine Gabbert to Cecil Shorts III
  - 52..... Blaine Gabbert to Cecil Shorts III
  - 63..... Chad Henne to Justin Blackmon
  - 67t..... Chad Henne to Cecil Shorts III
  - 39..... Chad Henne to Justin Blackmon
  - 81t..... Chad Henne to Justin Blackmon
  - 59t..... Chad Henne to Cecil Shorts III
  - 32t..... Montell Owens run
  - 38..... Chad Henne to Justin Blackmon
  - 30..... Chad Henne to Cecil Shorts III
  - 36..... Chad Henne to Jordan Shipley
  - 53..... Chad Henne to Montell Owens
  - 30t..... Chad Henne to Justin Blackmon

- 2011**
- 39..... Maurice Jones-Drew run
  - 36t..... Blaine Gabbert to Mike Thomas
  - 47..... Blaine Gabbert to Mike Thomas

- 9-11-16 vs. Green Bay  
9-11-16 vs. Green Bay  
9-11-16 vs. Green Bay  
9-18-16 at San Diego

- 9-20-15 vs. Miami  
9-20-15 vs. Miami  
9-20-15 vs. Miami  
9-27-15 at New England  
9-27-15 at New England  
10-4-15 at Indianapolis  
10-4-15 at Indianapolis  
10-11-15 at Tampa Bay  
10-25-15 vs. Buffalo  
11-8-15 at New York Jets  
11-8-15 at New York Jets  
11-8-15 at New York Jets  
11-8-15 at New York Jets  
11-19-15 vs. Tennessee  
11-19-15 vs. Tennessee  
11-29-15 vs. San Diego  
12-6-15 at Tennessee  
12-6-15 at Tennessee  
12-6-15 at Tennessee  
12-13-15 vs. Indianapolis  
12-13-15 vs. Indianapolis  
12-13-15 vs. Indianapolis  
12-20-15 vs. Atlanta  
12-27-15 at New Orleans  
12-27-15 at New Orleans  
1-3-16 at Houston  
1-3-16 at Houston

- 9-7-14 at Philadelphia  
9-7-14 at Philadelphia  
9-14-14 at Washington  
9-14-14 at Washington  
9-21-14 vs. Indianapolis  
9-28-14 at San Diego  
9-28-14 at San Diego  
10-12-14 at Tennessee  
10-19-14 vs. Cleveland  
10-26-14 vs. Miami  
10-26-14 vs. Miami  
10-26-14 vs. Miami  
11-2-14 at Cincinnati  
11-2-14 at Cincinnati  
11-9-14 vs. Dallas  
11-9-14 vs. Dallas  
11-9-14 vs. Dallas  
11-9-14 vs. Dallas  
11-23-14 at Indianapolis  
11-30-14 vs. New York Giants  
12-7-14 vs. Houston  
12-7-14 vs. Houston  
12-14-14 at Baltimore  
12-18-14 vs. Tennessee  
12-18-14 vs. Tennessee  
12-18-14 vs. Tennessee

- 9-15-13 at Oakland  
9-22-13 at Seattle  
9-29-13 vs. Indianapolis  
10-6-13 at St. Louis  
10-6-13 at St. Louis  
10-20-13 vs. San Diego  
10-20-13 vs. San Diego  
10-20-13 vs. San Diego  
10-27-13 vs. San Francisco (London)  
11-17-13 vs. Arizona  
11-24-13 at Houston  
11-24-13 at Houston  
12-5-13 vs. Houston  
12-5-13 vs. Houston  
12-15-13 vs. Buffalo  
12-15-13 vs. Buffalo  
12-22-13 vs. Tennessee  
12-29-13 at Indianapolis

- 9-9-12 at Minnesota  
9-16-12 vs. Houston  
9-23-12 at Indianapolis  
9-23-12 at Indianapolis  
10-7-12 vs. Chicago  
10-21-12 at Oakland  
10-28-12 at Green Bay  
10-28-12 at Green Bay  
11-8-12 vs. Indianapolis  
11-18-12 at Houston  
11-18-12 at Houston  
11-18-12 at Houston  
11-18-12 at Houston  
11-25-12 vs. Tennessee  
12-9-12 vs. New York Jets  
12-16-12 at Miami  
12-16-12 at Miami  
12-23-12 vs. New England  
12-23-12 vs. New England  
12-30-12 at Tennessee

- 9-25-11 at Carolina  
9-25-11 at Carolina  
10-2-11 vs. New Orleans

4. 41..... Maurice Jones-Drew run  
5. 74t..... Blaine Gabbert to Jason Hill  
6. 31..... Blaine Gabbert to Maurice Jones-Drew  
7. 48..... Blaine Gabbert to Maurice Jones-Drew  
8. 62..... Blaine Gabbert to Mercedes Lewis  
9. 43..... Maurice Jones-Drew run  
10. 56..... Maurice Jones-Drew run

- 2010**
- 33..... Mike Thomas run
  - 42t..... David Garrard to Mercedes Lewis
  - 39..... David Garrard to Mike Sims-Walker
  - 52t..... David Garrard to Zach Miller
  - 50t..... David Garrard to Mike Thomas
  - 75..... David Garrard to Maurice Jones-Drew
  - 37..... Maurice Jones-Drew run
  - 48t..... David Garrard to Jason Hill
  - 74t..... Rashad Jennings run
  - 30t..... Maurice Jones-Drew run
  - 39..... David Garrard to Mike Thomas
  - 31..... David Garrard to Mike Sims-Walker
  - 37..... David Garrard to Jason Hill
  - 44..... Trent Edwards to Jason Hill

- 2009**
- 36..... Maurice Jones-Drew run
  - 34..... David Garrard to Mike Sims-Walker
  - 30..... David Garrard run
  - 61t..... Maurice Jones-Drew run
  - 33t..... David Garrard to Mercedes Lewis
  - 41..... David Garrard to Torry Holt
  - 35..... David Garrard to Mike Sims-Walker
  - 80t..... Maurice Jones-Drew run
  - 79t..... Maurice Jones-Drew run
  - 33..... David Garrard to Jarett Dillard
  - 61t..... David Garrard to Mike Sims-Walker
  - 45..... David Garrard to Mike Sims-Walker
  - 33t..... Maurice Jones-Drew run
  - 33..... David Garrard to Mercedes Lewis
  - 35..... David Garrard to Mercedes Lewis
  - 30..... David Garrard to Ernest Wilford
  - 47..... David Garrard to Mercedes Lewis
  - 35t..... David Garrard to Nate Hughes
  - 62..... David Garrard to Zach Miller
  - 63..... David Garrard to Torry Holt
  - 30..... Maurice Jones-Drew run

- 2008**
- 33..... David Garrard to Matt Jones
  - 34..... Fred Taylor run
  - 41t..... Montell Owens run
  - 32..... David Garrard to Mike Walker
  - 46t..... Maurice Jones-Drew run
  - 30t..... David Garrard to Mercedes Lewis
  - 32..... David Garrard to Reggie Williams
  - 35..... David Garrard to Matt Jones
  - 31..... David Garrard to Jerry Porter
  - 30..... David Garrard to Reggie Williams
  - 33..... David Garrard to Jerry Porter
  - 41..... David Garrard to Dennis Northcutt
  - 35..... David Garrard to Dennis Northcutt
  - 30t..... David Garrard to Dennis Northcutt

- 2007**
- 47t..... David Garrard to John Broussard
  - 33..... David Garrard to Ernest Wilford
  - 52t..... Maurice Jones-Drew run
  - 40..... David Garrard to Dennis Northcutt
  - 76..... Fred Taylor run
  - 57t..... Maurice Jones-Drew run
  - 30..... Quinn Gray to Greg Estandia
  - 80t..... Quinn Gray to Reggie Williams
  - 56..... Quinn Gray to John Broussard
  - 30..... Maurice Jones-Drew run
  - 36t..... David Garrard to Reggie Williams
  - 36..... David Garrard to George Wriehster
  - 50t..... Fred Taylor run
  - 59t..... David Garrard to Reggie Williams
  - 35..... David Garrard to Ernest Wilford
  - 80t..... Fred Taylor run
  - 38..... Fred Taylor run
  - 55t..... David Garrard to Dennis Northcutt
  - 62t..... Fred Taylor run
  - 43..... David Garrard to Maurice Jones-Drew
  - 37t..... David Garrard to Matt Jones
  - 48..... Quinn Gray to Matt Jones
  - 43t..... David Garrard to Maurice Jones-Drew
  - 32..... David Garrard run
  - 34..... David Garrard to Mercedes Lewis

- 10-2-11 vs. New Orleans  
10-9-11 vs. Cincinnati  
11-27-11 vs. Houston  
12-5-11 vs. San Diego  
12-11-11 vs. Tampa Bay  
12-15-11 at Atlanta  
1-1-12 vs. Indianapolis

- 2010**
- 10-10-10 at Buffalo
  - 10-31-10 at Dallas
  - 10-31-10 at Dallas
  - 11-14-10 vs. Houston
  - 11-14-10 vs. Houston
  - 11-14-10 vs. Houston
  - 12-5-10 at Tennessee
  - 12-12-10 vs. Oakland
  - 12-12-10 vs. Oakland
  - 12-12-10 vs. Oakland
  - 12-18-10 at Indianapolis
  - 12-26-10 vs. Washington
  - 12-26-10 vs. Washington
  - 1-2-11 at Houston

- 9-20-09 vs. Arizona  
9-20-09 vs. Arizona  
9-28-09 at Houston  
9-28-09 at Houston  
10-4-09 vs. Tennessee  
10-18-09 vs. St. Louis  
10-18-09 vs. St. Louis  
11-1-09 at Tennessee  
11-1-09 at Tennessee  
11-8-09 vs. Kansas City  
11-8-09 vs. Kansas City  
11-8-09 vs. Kansas City  
11-15-09 at New York Jets  
11-15-09 at New York Jets  
11-22-09 vs. Buffalo  
11-29-09 at San Francisco  
12-6-09 vs. Houston  
12-6-09 vs. Houston  
12-6-09 vs. Houston  
12-13-09 vs. Miami  
1-3-10 at Cleveland

- 9-7-08 at Tennessee  
9-21-08 at Indianapolis  
9-28-08 vs. Houston  
10-5-08 vs. Pittsburgh  
10-12-08 at Denver  
10-12-08 at Denver  
10-26-08 vs. Cleveland  
10-26-08 vs. Cleveland  
11-2-08 at Cincinnati  
11-23-08 vs. Minnesota  
12-1-08 at Houston  
12-14-08 vs. Green Bay  
12-14-08 vs. Green Bay  
12-14-08 vs. Green Bay

- 9-9-07 vs. Tennessee  
9-16-07 vs. Atlanta  
10-7-07 at Kansas City  
10-7-07 at Kansas City  
10-14-07 vs. Houston  
10-14-07 vs. Houston  
10-28-07 at Tampa Bay  
11-4-07 at New Orleans  
11-4-07 at New Orleans  
11-11-07 at Tennessee  
11-18-07 vs. San Diego  
11-18-07 vs. San Diego  
11-25-07 vs. Buffalo  
11-25-07 vs. Buffalo  
12-2-07 at Indianapolis  
12-9-07 vs. Carolina  
12-16-07 at Pittsburgh  
12-16-07 at Pittsburgh  
12-23-07 vs. Oakland  
12-23-07 vs. Oakland  
12-23-07 vs. Oakland  
12-30-07 at Houston  
1-5-08 at Pittsburgh  
1-5-08 at Pittsburgh  
1-12-08 at New England

**Bold indicates Playoffs**



# RECORD WHEN...

	95	96	97	98	99	00	01	02	03	04	05	06	07	08	09	10	11	12	13	14	15	16	Total	Post
	W-L	W-L	W-L	W-L	W-L	W-L	W-L	W-L	W-L	W-L	W-L	W-L	W-L	W-L	W-L	W-L	W-L	W-L	W-L	W-L	W-L	W-L	W-L	W-L
Play at home	2-6	7-1	7-1	7-1	7-1	4-4	3-5	3-5	5-3	4-4	6-2	6-2	6-2	2-6	5-3	5-3	4-4	1-7	1-7	3-5	4-4	0-1	92-77	2-1
Play on the road	2-6	2-6	4-4	4-4	7-1	3-5	3-5	3-5	0-8	5-3	6-2	2-6	5-3	3-5	2-6	3-5	1-7	1-7	3-5	0-8	1-7	0-1	60-107	3-5
Play on grass field	3-8	8-3	10-2	9-2	10-2	5-8	5-9	6-8	5-7	7-6	11-2	8-6	11-3	3-10	5-7	6-6	4-8	1-12	4-9	3-10	4-7	0-2	128-137	4-4
Play on artificial field	1-4	1-4	1-3	2-3	4-0	2-1	1-1	0-2	0-4	2-1	1-2	0-2	0-2	2-1	2-2	2-2	1-3	1-2	0-3	0-3	1-4		25-49	1-2
Play in a dome	1-1	1-2		0-1	1-0	0-1	1-0	0-1	0-2	1-1	0-2	0-1	0-2	2-1	1-1	1-1	1-2	0-1	1-2	0-2			11-24	
Score first	4-1	7-2	8-2	8-2	9-1	5-6	4-2	4-4	3-3	6-0	8-1	5-2	9-1	3-2	5-2	4-0	4-3	1-5	3-4	0-5	3-2		103-50	2-2
Opponent scores first	0-11	2-5	3-3	3-3	5-1	2-3	2-8	2-6	2-8	3-7	4-3	3-6	2-4	2-9	2-7	4-8	1-8	1-9	1-8	3-8	2-9	0-2	49-136	3-4
Score on first poss.	4-3	6-1	6-2	3-2	5-0	3-1	2-2	3-0	0-2	3-0	6-0	5-1	6-2	3-2	7-2	5-1	1-1	1-3	3-0	0-3	2-1		74-30	3-2
Score 20+ points	3-4	8-3	10-3	11-1	11-0	5-3	3-4	6-3	4-2	5-1	11-1	6-4	9-3	5-2	6-1	7-3	1-1	2-4	3-2	3-1	4-5	0-1	123-52	5-2
Score less than 20 pts.	1-8	1-4	1-2	0-4	3-2	2-6	3-6	0-7	1-9	4-6	1-3	2-4	2-2	0-9	1-8	1-5	4-10	0-10	1-10	0-11	1-5	0-1	29-132	0-4
Allow 20+ points	1-9	3-4	5-5	5-3	4-2	1-7	0-8	2-9	2-9	2-5	4-3	0-7	2-4	2-10	4-7	5-8	0-8	0-13	3-11	1-11	2-9	0-2	48-153	3-6
Allow less than 20 pts.	3-3	6-3	6-0	6-2	10-0	6-2	6-2	4-1	3-2	7-2	8-1	8-1	9-1	3-1	3-2	3-0	5-3	2-1	1-1	2-2	1-1		102-31	2-0
Game decided by <7 pts.	3-5	7-5	4-4	5-2	4-1	2-5	3-6	3-8	4-6	8-3	8-2	2-7	4-2	4-6	5-3	2-2	3-5	2-3	2-1	1-2	4-5	0-1	81-83	3-0
Game decided by <3 pts.	2-2	4-2	2-0	1-2	3-1	1-3	0-3	2-5	1-2	5-2	3-1	0-3	1-2	2-1	1-1		1-1		1-0	1-1	1-0		32-32	3-0
Lead after 1st quarter	4-2	6-0	7-2	8-2	6-1	4-2	4-1	4-3	2-0	4-0	8-0	4-2	8-2	3-1	3-1	4-0	1-3	3-4	0-6	2-1			88-36	2-0
Trail after 1st quarter	0-8	3-3	2-2	2-3	3-1	2-5	0-6	2-6	1-9	2-6	3-2	3-3	1-2	3-3	4-5	2-7	1-8	1-6	0-7	2-5	2-9	0-1	40-114	3-4
Lead at halftime	4-1	4-0	10-1	7-1	9-1	6-3	4-2	6-2	3-2	5-0	6-0	6-2	10-1	2-2	5-0	4-1	4-1	1-3	4-1	1-3	2-1		104-28	4-1
Trail at halftime	0-9	4-6	0-4	3-3	3-1	0-5	1-6	0-6	1-8	4-6	6-3	0-5	1-4	2-9	2-9	1-7	0-7	1-7	0-10	2-10	2-10	0-2	33-138	0-4
Tied at halftime	0-2	1-1	1-0	1-1	2-0	1-1	1-2	0-2	1-1	0-1	0-1	2-1		1-0		3-0	1-3	0-3	0-1		1-0		16-20	1-1
Lead after 3rd quarter	2-1	6-1	10-1	9-1	11-1	7-3	5-3	6-1	3-2	7-1	9-2	7-0	9-0	3-2	4-1	6-1	5-1	1-1	3-1	2-2	2-2		117-28	4-0
Trail after 3rd quarter	2-11	3-5	1-4	2-3	2-1	0-5	1-6	0-7	1-7	2-6	2-2	0-8	2-5	1-9	2-8	1-6	0-8	1-11	1-11	1-11	2-8	0-2	25-144	0-6
Goes into overtime		1-1	0-1			1-0				1-0	2-0	0-1		1-0	1-0	0-1		0-3			0-1		7-8	
Have + turnover ratio	3-3	5-1	7-2	7-2	9-0	6-2	3-3	5-3	2-2	7-0	8-2	6-1	9-1	4-2	5-2	6-0	4-3	2-3	4-2	1-4	2-2		104-41	4-0
Have - turnover ratio	0-7	0-5	1-3	1-3	2-2	1-7	2-5	0-3	1-6	0-2	1-2	1-5	1-3	0-6	2-4	2-8	0-5	0-6	0-8	0-8	1-9	0-2	16-110	0-5
Turnover ratio is even	1-2	4-1	3-0	3-0	3-0		1-2	1-4	2-3	2-5	3-0	1-2	2-1	1-3	0-2		1-3	0-5	0-2	2-1	2-0		33-36	1-1
Have 30:00+ T.O.P	2-5	6-5	8-1	4-1	11-1	6-5	4-1	4-3	5-5	5-5	9-2	8-3	8-2	4-6	7-1	5-6	5-4	0-6	2-2	1-4	2-2	0-1	107-71	4-1
Have < 30:00 T.O.P	2-7	3-2	3-4	7-4	3-1	1-4	2-9	2-7	0-6	3-2	3-2	0-5	3-3	1-5	0-8	3-2	0-7	2-8	2-10	2-9	3-9	0-1	46-117	1-5
Have 30:00 T.O.P										1-0													1-0	
Have 100-yard rusher		1-1	1-0	7-1	5-0	5-4	2-1	2-3	2-1	3-2	5-1	3-3	6-1	2-0	2-2	6-2	3-3	1-0	1-1	1-1	1-1		59-28	4-1
Have 300 net passing yds.		2-2	4-0	1-0	3-0	0-2		1-0	1-0	0-2		0-1	0-1	0-1	2-0	1-0		0-2	0-1		1-5	0-2	16-19	
Have a 100-yd. receiver	0-2	4-3	6-2	2-1	4-2	5-5	3-3	0-2	2-1	2-2	3-3	1-1	0-2	1-5	2-1	2-1	0-1	1-5	0-2	0-4	3-7		41-55	1-1
Have two 100-yd. receivers		1-1	0-1	1-1	3-0	0-1	0-1								1-0						0-2		6-7	
In August		1-0																					1-0	
In September	0-4	2-3	2-1	4-0	2-1	2-2	2-1	2-1	0-4	3-0	2-1	2-1	2-1	2-2	1-2	1-2	1-2	1-3	0-4	0-4	1-2	0-2	33-43	
In October	3-2	1-3	2-2	1-2	4-0	1-4	0-3	1-3	1-2	2-3	2-2	2-2	3-1	1-2	2-1	3-2	1-4	0-3	0-4	1-3	1-3		32-51	
In November	0-3	2-1	4-1	4-1	4-0	2-1	1-3	2-2	2-3	1-2	4-0	2-2	3-1	1-3	3-2	2-1	1-2	1-3	3-1	1-3	2-2		45-37	
In December	1-3	4-0	2-1	2-2	3-1	2-2	3-2	1-4	2-2	2-2	3-1	2-3	3-2	1-4	1-3	2-2	1-3	0-5	1-3	1-3	1-3		38-51	1-1
In January					1-0		0-1			1-0	1-0				0-1	0-1	1-0				0-1		4-4	4-5

	95	96	97	98	99	00	01	02	03	04	05	06	07	08	09	10	11	12	13	14	15	16	Total	Post
	W-L	W-L	W-L	W-L	W-L	W-L	W-L	W-L	W-L	W-L	W-L	W-L	W-L	W-L	W-L	W-L	W-L	W-L	W-L	W-L	W-L	W-L	W-L	W-L
On Saturday				0-1	0-1					1-0						0-1						1-3	3-2	
On Sunday night	0-1	1-0	0-1	1-0	1-1		0-1	1-0	0-1	1-0			0-1									5-6	1-3	
On Monday night			1-0	2-0	2-0	0-2	0-1					2-0	0-1			0-1	1-1						8-7	
On Thursday night				1-0		0-1								0-1	0-1		0-1	0-1	1-0	1-0	1-0		4-5	
Kickoff is 9:30 a.m.																				1-0	1-0			
Kickoff is 1:00/12:30	3-8	7-3	6-3	7-3	8-1	3-5	6-4	4-6	3-11	7-5	9-4	3-7	9-4	3-5	7-5	7-4	4-9	2-10	3-10	2-12	2-10	0-1	104-129	3-2
Kickoff is 4:00/:05/:15/:25	1-3	1-4	4-2	2-1	2-1	3-1	0-4	2-3	1-0	2-1	2-0	3-1	2-0	2-3	0-3	1-3		0-3	0-2	0-1	1-1	0-1	29-38	1-2
Kickoff is 8:00/:20/:25/:35	0-1	1-0		2-1	2-0	1-1	0-1	0-1	1-0	0-1	1-0	2-0	0-1	0-3	0-1	0-1	1-2	0-1	1-0	1-0	1-0		14-15	1-2
Kickoff is 9:00			1-0		2-0	0-2	0-1																3-3	

\*All Times Eastern

	02	03	04	05	06	07	08	09	10	11	12	13	14	15	16	Total
	W-L	W-L	W-L	W-L	W-L	W-L	W-L	W-L	W-L	W-L	W-L	W-L	W-L	W-L	W-L	W-L
vs. AFC South Teams	1-5	2-4	2-4	4-2	2-4	2-4	2-4	3-3	3-3	3-3	2-4	3-3	1-5	2-4		32-52
vs. AFC North Teams	1-3	0-1	0-1	4-0	1-0	1-0	0-4	0-1	1-0	1-3	0-1	1-0	1-3	1-0		12-17
vs. AFC East Teams	1-0	0-4	1-0	1-0	2-2	1-0	0-1	2-2	1-0	0-1	0-4	0-1	0-1	2-2		11-18
vs. AFC West Teams	1-0	1-0	3-1	0-1	0-1	4-0	1-0	1-0	2-2	0-1	0-1	0-4	0-1	0-1	0-1	13-14
vs. NFC South Teams			2-2			3-1				1-3				0-4		6-10
vs. NFC North Teams				3-1			2-2				0-4				0-1	5-8
vs. NFC East Teams	2-2				3-1				1-3				1-3			7-9
vs. NFC West Teams					3-1			1-3				0-4				4-8



# **PLAYER BIOS**

**REGULAR SEASON WEEK 3 vs. BALTIMORE**

# PLAYER BIOS

10

## BRANDON ALLEN

QUARTERBACK

6-2 217 LBS.


ARKANSAS

BORN SEPTEMBER 5, 1992

FAYETTEVILLE, ARKANSAS

ACQ: 6TH ROUND OF 2016 DRAFT (201ST)

EXP: ROOKIE



### TRANSACTIONS

- Originally drafted by Jacksonville in the sixth round (201st overall) of the 2016 NFL Draft on choice obtained from Pittsburgh for PK Josh Scobee

### PRO (Games played/started - 0/0)

- Inactive for the team's first two regular season games in 2016

### 2016 (w/ JAX - 0/0)

- 9/11 vs. G.B.: Inactive
- 9/18 at S.D.: Inactive

### COLLEGE (at Arkansas, 2013-15)

- Totaled 7,463 passing yards, which ranks third in program history
- Made 38 career starts at QB, including his final 34 games - the longest streak for an Arkansas QB since joining the SEC in 1992
- Finished second in program history in pass completions (583), second in attempts (1,016) and third in completion percentage (57.4)
- His 64 career passing TDs is a school record
- Graduated in 2014 with a degree in recreation and sport management
- Named to the Razorback Honor Roll for the fall of 2011 and 2012 and the SEC Fall Academic Honor Roll in 2012, 2013 and 2014

### PERSONAL

- Attended Fayetteville (Ark.) High School
- Joined the Razorbacks football program rated as the fifth-best pro-style quarterback in the nation, according to Rivals.com and the No. 3 prospect in the state by HwagSports.com
- Honored with the Landers Award, given annually to the top prep football player in the state of Arkansas
- Led Fayetteville High School to the Arkansas Class 7A state title game in 2010, finishing the season with a 10-4 record
- Threw for 3,408 yards and 38 TDs as a senior, going the entire regular season without throwing an INT
- Son of Bobby, the Razorbacks' director of high school and NFL relations, and Marcela Allen
- Younger brother, Austin, is a junior quarterback at Arkansas
- Twitter handle is @BrandonAllen\_10

### REGULAR SEASON CAREER STATISTICS

#### PASSING

YEAR	TEAM	P/S	COMP	ATT	PCT	YDS	AVG	TD	INT	SK	RTG
2016	JAX	0/0	0	0	0.00	0	0.0	0	0	0	0
NFL totals: 1 yr.		0/0	0	0	0.0	0	0.0	0	0	0	0

#### RUSHING

YEAR	TEAM	W-L	ATT	YDS	AVG	TD
2016	JAX	0-0	0	0	0.0	0
NFL totals: 1 yr.		0-0	0	0	0.0	0

### 2016 GAME-BY-GAME STATISTICS

#### PASSING

DATE	OPP	P/S	COMP	ATT	PCT	YDS	AVG	TD	INT	SK	RTG
09/11	vs. G.B.					ina					
09/18	at S.D.					ina					
09/25	vs. BAL										
10/02	vs. IND										
	BYE WEEK										
10/16	at CHI										
10/23	vs. OAK										
10/27	at TEN										
11/06	at K.C.										
11/13	vs. HOU										
11/20	at DET										
11/27	at BUF										
12/04	vs. DEN										
12/11	vs. MIN										
12/18	at HOU										
12/24	vs. TEN										
01/01	at IND										

2016 totals:

#### RUSHING

DATE	OPP	W/L	ATT	YDS	AVG	TD
09/11	vs. G.B.			ina		
09/18	at S.D.			ina		
09/25	vs. BAL					
10/02	vs. IND					
	BYE WEEK					
10/16	at CHI					
10/23	vs. OAK					
10/27	at TEN					
11/06	at K.C.					
11/13	vs. HOU					
11/20	at DET					
11/27	at BUF					
12/04	vs. DEN					
12/11	vs. MIN					
12/18	at HOU					
12/24	vs. TEN					
01/01	at IND					

2016 totals:

# PLAYER BIOS

93

## TYSON ALUALU

DEFENSIVE END

6-3 310 LBS.

CALIFORNIA

BORN MAY 12, 1987

HONOLULU, HAWAII

ACQ: 1ST ROUND OF 2010 DRAFT (10TH)

EXP: 7TH YEAR



### TRANSACTIONS

• Originally drafted by Jacksonville in the first round (10th overall) of the 2010 draft

### PRO (Games played/started - 96/77)

• Played in 96 consecutive games to start career, tied for the third-longest streak for consecutive games played in franchise history  
 • Former first-round pick started 64 consecutive games (48 at DT, 16 at DE) to begin his career, tied for the sixth-longest streak for consecutive starts in franchise history  
 • Career totals include 340 tackles (194 solo), 15.0 sacks, 25 tackles for loss, eight passes defended and two fumble recoveries  
 • Has 74 career QB pressures, posting 20 in 2010, 22 in 2011, 13 in 2012, eight in 2013, five in 2014 and eight in 2015  
 • Was the only defensive player to start all 16 games for the Jaguars from 2010-13  
 • Became first player drafted by the Jaguars from the University of California and was highest drafted player in school history since **Andre Carter** (seventh overall pick by San Francisco in 2001)

### 2016 (w/ JAX - 0/0)

- **9/11 vs. G.B.:** Inactive
- **9/18 at S.D.:** Inactive

### 2015 (w/ JAX - 16/13)

Played in all 16 games (13 starts) for the sixth consecutive season, totaling 26 tackles (18 solo), six tackles for loss, two sacks and two passes defended  
 • **9/20 vs. MIA:** Made one tackle (one solo) and recorded one QB hurry ... Also made his first career reception for three yards to pick up a first down  
 • **10/11 at T.B.:** Started at DT in his 85th consecutive game played ... Recorded four tackles (four solo), including his 20th career tackle for loss  
 • **11/15 at BAL:** Recorded two tackles (one solo), including his second career fumble recovery  
 • **12/6 at TEN:** Posted two tackles (two solo), two tackles for loss and 1.0 sack ... Added one reception for 16 yards  
 • **12/27 at N.O.:** Started at DT, playing in his 95th consecutive game, and made two tackles (two solo), including one tackle for loss ... Blocked a fourth-quarter field goal attempt by K **Kai Forbath**

### 2014 (w/ JAX - 16/0)

Played all 16 games as part of DL rotation and totaled 30 tackles (13 solo), two sacks, two tackles for loss and five QB hits  
 • **9/14 at WAS:** Tied for second on the team with a season-high seven tackles (three solo)  
 • **10/26 vs. MIA:** Had three tackles (two solo) and one QB hit  
 • **11/2 at CIN:** Totaled four assisted tackles  
 • **11/30 vs. NYG:** Registered first sack of the season, taking down QB **Eli Manning** for a one-yard loss in the fourth quarter ... Finished with two QB pressures  
 • **12/14 at BAL:** Had four tackles in reserve role  
 • **12/28 at HOU:** Registered a sack of QB **Case Keenum** in the second quarter, his second of the season

### 2013 (w/ JAX - 16/16)

Started all 16 games for the fourth consecutive season ... One of only three defensive players (DE **Jason Babin**, DT **Sen'Derrick Marks**) and five players overall to start all 16 games ... Made transition from DT to DE in offseason ... Finished with 44 tackles (34 solo), 1.5 sacks, eight QB pressures, three tackles for loss and one pass defended  
 • **9/8 vs. KC:** Made first career start at DE  
 • **9/15 at OAK:** Produced four tackles (two solo) and split a sack with DE **Brandon Deaderick**  
 • **9/29 vs. IND:** Sacked QB **Andrew Luck** for a 10-yard loss in the second quarter ... Added two QB hits  
 • **10/20 vs. SD:** Had a season-high six solo tackles on  
 • **12/5 vs. HOU:** Tallied three solo tackles and tied for the team-lead with two QB hits  
 • **12/15 vs. BUF:** Matched his season-high with six tackles (four solo), one tackle for loss and one QB hit

### 2012 (w/ JAX - 16/16)

Started all 16 games for the third consecutive season ... Produced a career-high 82 tackles (36 solo) and led team with 3.5 sacks ... Added three tackles for loss and 13 QB pressures  
 • **9/9 at MIN:** Recorded five tackles in the season-opener and logged his

seventh career sack in the third quarter on QB **Christian Ponder**

- **10/21 at OAK:** Had four tackles (two solo) with one QB pressure and one fumble recovery
- **11/8 vs. IND:** Tallied seven tackles (four solo) with two QB pressures. Sacked QB **Andrew Luck** in the first quarter, his eighth career sack and second of the season
- **12/2 at BUF:** Made 10 tackles (three solo)
- **12/16 at MIA:** Split a sack with DE **Jason Babin** of QB **Ryan Tannehill**
- **12/23 vs. NE:** Started at DT and made four tackles (two solo) with one sack and one QB pressure ... Sacked QB **Tom Brady** in the fourth quarter

### 2011 (w/ JAX - 16/16)

Started all 16 games at DT for the second consecutive season ... Compiled 81 tackles (43 solo) along with 2.5 sacks, four tackles for loss, one fumble recovery and two passes defended ... Ranked second on the club with 22 QB pressures ... One of eight players to start all 16 games (one of only five defensive players)  
 • **9/25 at CAR:** Established a career-high 11 tackles along, with two tackles for loss and one pass defended  
 • **10/6 at PIT:** Sacked QB **Ben Roethlisberger** for a three-yard loss in the fourth quarter and totaled six tackles  
 • **10/30 at HOU:** Tied his career-high with 11 tackles and added two QB pressures  
 • **11/13 at IND:** Recovered a fumble by QB **Dan Orlovsky** in the fourth quarter which led to a Jaguars TD which sealed the victory  
 • **11/20 at CLE:** Split a sack with LB **Russell Allen** on QB **Colt McCoy** in the fourth quarter  
 • **12/11 vs. TB:** Produced three solo tackles, one sack and one QB pressure

### 2010 (w/ JAX - 16/16)

Started all 16 games as a rookie at DT, joining 2009 third-round pick **Terrance Knighton** as the only two DL in franchise history to accomplish the feat ... Ranked tied for second on team with 3.5 sacks and third with seven tackles for loss ... Totaled 77 tackles (50 solo), three passes defended and 20 QB pressures  
 • **9/12 vs. DEN:** Only rookie to start on opening day for the Jaguars and finished with seven tackles, one QB hit and first career sack ... Sacked QB **Kyle Orton** for a six-yard loss in the second quarter  
 • **9/26 vs. PHI:** Recorded eight tackles and split a sack with Knighton in the third quarter  
 • **10/31 at DAL:** Compiled six tackles, one sack, one tackle for loss and two QB hits  
 • **11/21 vs. CLE:** Registered a sack for the second time in three games

### COLLEGE (at California, 2006-09)

• Four-year letterman, playing in 52 games with 40 starts  
 • Never missed a game and started 39 consecutive games to complete his career  
 • Career totals include 195 tackles, 26 tackles for loss, 16 sacks, seven passes defended, four forced fumbles and four fumble recoveries  
 • Three-time winner of the Brick Muller Award as team's most valuable DL

### PERSONAL

• Married (Desire) with sons, Tyree, Tydes and Tyten; and daughter, Dereon  
 • Attended St. Louis High School in Honolulu; School also produced current NFL players C **Dominic Raiola** (Detroit) and former NFL players FB **Chris Fuamatu-Ma'afala** and C **Olin Kreutz** among others  
 • Ranked as No. 2 player in state in 2005 by Rivals.com  
 • Parents are Ta'avao and Leva'a Alualu  
 • Has seven sisters: Taimane-Ruta, Tanya, Tasia, Tatiana, Timena, Trinity and Trust, and one brother, Tupu  
 • Fourth member of his family to play college football; His uncle, Tupu Alualu played at Hawaii, cousin Ben Alualu played at Arizona and cousin, Tyrone lualu, played at Laney College  
 • Lives by the motto "God first, and everything else will fall into place"  
 • Full name: Tyson Asi Alualu.  
 • Last name pronounced AH-lu AH-lu



### REGULAR SEASON CAREER STATISTICS

YEAR	TEAM	GP/GS	TKL	SOLO	ASST	ST	SACKS	FF	FR	PD	TFL
2010	JAX	16/16	77	50	27	0	3.5	0	0	3	7
2011	JAX	16/16	81	43	38	0	2.5	0	1	2	4
2012	JAX	16/16	82	36	46	0	3.5	0	0	0	3
2013	JAX	16/16	44	34	10	0	1.5	0	0	1	3
2014	JAX	16/0	30	13	17	0	2.0	0	0	0	2
2015	JAX	16/13	26	18	8	0	2.0	0	1	2	6
2016	JAX	0/0	0	0	0	0	0	0	0	0	0
<b>NFL totals:</b>		<b>7 yrs. 96/77</b>	<b>340</b>	<b>194</b>	<b>146</b>	<b>0</b>	<b>15.0</b>	<b>0</b>	<b>2</b>	<b>8</b>	<b>25</b>



# PLAYER BIOS

## CAREER HIGHS

	GAME	SEASON
<b>Tackles:</b>	11 (two times, last: 10/30/11 at HOU)	82 (2012)
<b>Sacks:</b>	1.0 (13 times, last: 12/6/15 at TEN)	3.5 (2010 & 2012)
<b>Tackles for loss:</b>	2.0 (four times, last: 12/6/15 at TEN)	7 (2010)
<b>Passes defended:</b>	2 (12/26/10 vs. WAS)	3 (2010)
<b>Fumble recoveries:</b>	1 (two times, last: 11/15/15 at BAL)	1 (2011 & 2015)

## 2016 GAME-BY-GAME STATISTICS

DATE	OPP	TKL	SOLO	ASST	ST	SACKS	FF	FR	PD	TFL
09/11	vs. Green Bay				ina					
09/18	at San Diego				ina					
09/25	vs. Baltimore									
10/02	vs. Indianapolis									
	BYE WEEK									
10/16	at Chicago									
10/23	vs. Oakland									
10/27	at Tennessee									
11/06	at Kansas City									
11/13	vs. Houston									
11/20	at Detroit									
11/27	at Buffalo									
12/04	vs. Denver									
12/11	vs. Minnesota									
12/18	at Houston									
12/24	vs. Tennessee									
01/01	at Indianapolis									
<b>2016 totals:</b>										

## 2015 GAME-BY-GAME STATISTICS

DATE	OPP	TKL	SOLO	ASST	ST	SACKS	FF	FR	PD	TFL
09/13	vs. Carolina	2	2	0	0	0.0	0	0	0	0
09/20	vs. Miami	1	1	0	0	0.0	0	0	0	0
09/27	at New England	1	0	1	0	0.0	0	0	0	0
10/04	at Indianapolis	2	1	1	0	0.0	0	0	0	0
10/11	at Tampa Bay	4	4	0	0	0.0	0	0	0	1
10/18	vs. Houston	1	1	0	0	0.0	0	0	0	0
10/25	vs. Buffalo	1	1	0	0	1.0	0	0	0	1
	BYE WEEK									
11/08	at N.Y. Jets	3	0	3	0	0.0	0	0	0	0
11/15	at Baltimore	2	1	1	0	0.0	0	1	0	0
11/19	vs. Tennessee	1	1	0	0	0.0	0	0	0	1
11/29	vs. San Diego	0	0	0	0	0.0	0	0	0	0
12/06	at Tennessee	2	2	0	0	1.0	0	0	0	2
12/13	vs. Indianapolis	1	1	0	0	0.0	0	0	1	0
12/20	vs. Atlanta	0	0	0	0	0.0	0	0	1	0
12/27	at New Orleans	2	2	0	0	0.0	0	0	0	1
01/03	at Houston	3	1	2	0	0.0	0	0	0	0
<b>2015 totals:</b>		<b>26</b>	<b>18</b>	<b>8</b>	<b>0</b>	<b>2.0</b>	<b>0</b>	<b>1</b>	<b>2</b>	<b>6</b>

**Additional statistics:** 2 receptions for 19 yards; one blocked field goal

## 2014 GAME-BY-GAME STATISTICS

DATE	OPP	TKL	SOLO	ASST	ST	SACKS	FF	FR	PD	TFL
09/07	at Philadelphia	1	1	0	0	0.0	0	0	0	0
09/14	at Washington	7	3	4	0	0.0	0	0	0	0
09/21	vs. Indianapolis	1	1	0	0	0.0	0	0	0	0
09/28	at San Diego	0	0	0	0	0.0	0	0	0	0
10/05	vs. Pittsburgh	2	0	2	0	0.0	0	0	0	0
10/12	at Tennessee	0	0	0	0	0.0	0	0	0	0
10/19	vs. Cleveland	0	0	0	0	0.0	0	0	0	0
10/26	vs. Miami	3	2	1	0	0.0	0	0	0	0
11/02	at Cincinnati	4	0	4	0	0.0	0	0	0	0
11/09	vs. Dallas	1	1	0	0	0.0	0	0	0	0
	BYE WEEK									
11/23	at Indianapolis	1	1	0	0	0.0	0	0	0	0
11/30	vs. N.Y. Giants	1	1	0	0	1.0	0	0	0	1
12/07	vs. Houston	0	0	0	0	0.0	0	0	0	0
12/14	at Baltimore	4	1	3	0	0.0	0	0	0	0
12/18	vs. Tennessee	1	0	1	0	0.0	0	0	0	0
12/28	at Houston	4	2	2	0	1.0	0	0	0	1
<b>2014 totals:</b>		<b>30</b>	<b>13</b>	<b>17</b>	<b>0</b>	<b>2.0</b>	<b>0</b>	<b>0</b>	<b>0</b>	<b>2</b>

## 2013 GAME-BY-GAME STATISTICS

DATE	OPP	TKL	SOLO	ASST	ST	SACKS	FF	FR	PD	TFL
09/08	vs. Kansas City	0	0	0	0	0.0	0	0	0	0
09/15	at Oakland	4	2	2	0	0.5	0	0	0	0
09/22	at Seattle	5	2	3	0	1.0	0	0	0	1
09/29	vs. Indianapolis	1	1	0	0	0.0	0	0	0	0
10/06	at St. Louis	3	3	0	0	0.0	0	0	0	0
10/13	at Denver	1	1	0	0	0.0	0	0	0	0
10/20	vs. San Diego	6	6	0	0	0.0	0	0	0	0
10/27	vs. San Francisco	3	3	0	0	0.0	0	0	1	0
	BYE WEEK									
11/10	at Tennessee	3	2	1	0	0.0	0	0	0	0
11/17	vs. Arizona	2	2	0	0	0.0	0	0	0	0
11/24	at Houston	3	3	0	0	0.0	0	0	0	0
12/01	at Cleveland	1	1	0	0	0.0	0	0	0	1
12/05	vs. Houston	3	3	0	0	0.0	0	0	0	0
12/15	vs. Buffalo	6	4	2	0	0.0	0	0	0	1
12/22	vs. Tennessee	1	1	0	0	0.0	0	0	0	0
12/29	at Indianapolis	2	0	2	0	0.0	0	0	0	0
<b>2013 totals:</b>		<b>44</b>	<b>34</b>	<b>10</b>	<b>0</b>	<b>1.5</b>	<b>0</b>	<b>0</b>	<b>1</b>	<b>3</b>

## 2012 GAME-BY-GAME STATISTICS

DATE	OPP	TKL	SOLO	ASST	ST	SACKS	FF	FR	PD	TFL
09/09	at Minnesota	4	2	2	0	1.0	0	0	0	0
09/16	vs. Houston	9	2	7	0	0.0	0	0	0	0
09/23	at Indianapolis	4	3	1	0	0.0	0	0	0	2
09/30	vs. Cincinnati	5	2	3	0	0.0	0	0	0	0
10/07	vs. Chicago	4	4	0	0	0.0	0	0	0	0
	BYE WEEK									
10/21	at Oakland	4	2	2	0	0.0	0	0	0	0
10/28	at Green Bay	7	4	3	0	0.0	0	0	0	1
11/04	vs. Detroit	2	1	1	0	0.0	0	0	0	0
11/08	vs. Indianapolis	7	4	3	0	1.0	0	0	0	0
11/18	at Houston	7	3	4	0	0.0	0	0	0	0
11/25	vs. Tennessee	4	1	3	0	0.0	0	0	0	0
12/02	at Buffalo	10	3	7	0	0.0	0	0	0	0
12/09	vs. N.Y. Jets	7	3	4	0	0.0	0	0	0	0
12/16	at Miami	2	0	2	0	0.5	0	0	0	0
12/23	vs. New England	4	2	2	0	1.0	0	0	0	0
12/30	at Tennessee	2	0	3	0	0.0	0	0	0	1
<b>2012 totals:</b>		<b>82</b>	<b>36</b>	<b>46</b>	<b>0</b>	<b>3.5</b>	<b>0</b>	<b>0</b>	<b>0</b>	<b>3</b>

## 2011 GAME-BY-GAME STATISTICS

DATE	OPP	TKL	SOLO	ASST	ST	SACKS	FF	FR	PD	TFL
09/11	vs. Tennessee	2	2	0	0	0.0	0	0	1	0
09/18	at N.Y. Jets	4	3	1	0	0.0	0	0	0	0
09/25	at Carolina	11	5	6	0	0.0	0	0	1	2
10/02	vs. New Orleans	3	1	2	0	0.0	0	0	0	0
10/09	vs. Cincinnati	9	4	5	0	0.0	0	0	0	0
10/16	at Pittsburgh	6	4	2	0	1.0	0	0	0	0
10/24	vs. Baltimore	1	1	0	0	0.0	0	0	0	0
10/30	at Houston	11	4	7	0	0.0	0	1	0	0
	BYE WEEK									
11/13	at Indianapolis	4	3	1	0	0.0	0	1	0	0
11/20	at Cleveland	4	3	1	0	0.5	0	0	0	0
11/27	vs. Houston	4	3	1	0	0.0	0	0	0	0
12/05	vs. San Diego	4	2	2	0	0.0	0	0	0	1
12/11	vs. Tampa Bay	3	3	0	0	1.0	0	0	0	0
12/15	at Atlanta	6	3	3	0	1.0	0	0	0	1
12/24	at Tennessee	1	0	1	0	0.0	0	0	0	0
01/01	vs. Indianapolis	8	2	6	0	0.0	0	0	0	1
<b>2011 totals:</b>		<b>81</b>	<b>43</b>	<b>38</b>	<b>0</b>	<b>2.5</b>	<b>0</b>	<b>1</b>	<b>2</b>	<b>4</b>

## 2010 GAME-BY-GAME STATISTICS

DATE	OPP	TKL	SOLO	ASST	ST	SACKS	FF	FR	PD	TFL
09/12	vs. Denver	7	4	3	0	1.0	0	0	0	1
09/19	at San Diego	4	1	3	0	0.0	0	0	0	0
09/26	vs. Philadelphia	8	6	2	0	0.5	0	0	0	1
10/03	vs. Indianapolis	1	0	1	0	0.0	0	0	0	0
10/10	at Buffalo	7	6	0	0	0.0	0	0	0	2
10/18	vs. Tennessee	6	3	3	0	0.0	0	0	0	0
10/24	at Kansas City	6	4	2	0	0.0	0	0	0	0
10/31	at Dallas	6	4	2	0	1.0	0	0	0	1
	BYE WEEK									
11/14	vs. Houston	3	2	1	0	0.0	0	0	0	0
11/21	vs. Cleveland	4	0	4	0	1.0	0	0	1	1
11/28	at N.Y. Giants	5	0	5	0	0.0	0	0	0	1
12/05	at Tennessee	4	2	0	0	0.0	0	0	0	0
12/12	vs. Oakland	6	3	3	0	0.0	0	0	0	0
12/19	at Indianapolis	3	2	0	0	0.0	0	0	0	0
12/26	vs. Washington	4	2	2	0	0.0	0	0	2	1
01/02	at Houston	3	2	1	0	0.0	0	0	0	0
<b>2010 totals:</b>		<b>77</b>	<b>50</b>	<b>27</b>	<b>0</b>	<b>3.5</b>	<b>0</b>	<b>0</b>	<b>3</b>	<b>7</b>

# PLAYER BIOS

## 21 PRINCE AMUKAMARA

CORNERBACK  
6-0 207 LBS.  
NEBRASKA  
BORN JUNE 6, 1989  
LEOMINSTER, MASSACHUSETTS  
ACQ: UFA (N.Y. GIANTS) 2016  
EXP: 6TH YEAR



### TRANSACTIONS

• Originally drafted by the N.Y. Giants in the first round (19th overall) of the 2011 NFL Draft ... Signed as an unrestricted free agent by Jacksonville on 3/11/15

### PRO (Games played/started - 56/46, 4/0)

• Sixth-year CB has played in 56 regular season games with 46 starts, including four postseason contests  
• Career totals include 263 tackles (227 solo), seven interceptions, 44 passes defensed, three forced fumbles and one fumble recovery  
• In the postseason, has tallied three tackles (two solo)

### 2016 (w/ JAX - 1/1)

• **9/11 vs. G.B.:** Started at RCB in the team's season opener and tallied two solo tackles and one pass defensed  
• **9/18 at S.D.:** Inactive (hamstring)

### 2015 (w/ NYG - 11/10)

Played in 11 games with 10 starts and totaled 63 tackles (55 solo), nine passes defensed, one interception, one forced fumble and one fumble recovery ... Missed five games due to a pectoral injury

• **9/13 at DAL:** Started at RCB and recorded eight tackles  
• **9/24 vs. WAS:** Started at RCB and recorded eight tackles, three passes defensed and snagged an interception  
• **10/4 at BUF:** Started at RCB and registered six tackles (five solo), one pass defensed, one forced fumble and one fumble recovery

### 2014 (w/ NYG - 8/8)

Started each of the season's first eight games at RCB ... Suffered a torn right bicep on 11/3 vs. Indianapolis and was put on injured reserve after successful surgery ... Finished the season with 46 tackles (37 solo), a career-high three interceptions and 11 passes defensed

• **9/8 at DET:** Had eight tackles (four solo) and two passes defensed  
• **9/14 vs. ARI:** Had a season-high nine tackles (eight solo) and a pass defensed  
• **9/21 vs. HOU:** Contributed five tackles (four solo) and an interception  
• **9/25 at WAS:** Had three solo tackles and in interception return for 11 yards  
• **10/19 at DAL:** Recorded seven tackles and an interception

### 2013 (w/ NYG - 16/16)

Started every game at RCB for the first time in his career ... Finished fourth on the team with 83 tackles (72 solo) and was second with 14 passes defensed ... Also had an interception and two forced fumbles

• **9/15 vs. DEN:** Credited with a season-high eight solo tackles  
• **12/29 vs. WAS:** Contributed five tackles (four solo) and two passes defensed

### 2012 (w/ NYG - 13/11)

Played in 13 games with 11 starts at RCB ... Finished the season with 59 tackles (44 solo), an interception and six passes defensed

• **9/30 at CAR:** Made his first career start and had a tackle and pass defensed  
• **10/14 at S.F.:** Led team with six tackles and three passes defensed and tallied an interception off of QB Alex Smith on the first play of the second quarter  
• **11/11 at CIN:** Posted a team- and career-high 10 tackles (seven solo)

### 2011 (w/ NYG - 7/0, 4/0)

Played in the final seven regular season games and all four postseason contests ... His season was cut in half because of a fractured foot suffered in first training camp practice on 8/6 ... Was inactive for the season's first nine games ... Finished with 14 tackles (12 solo), one interception, three passes defensed and a fumble recovery ... In the postseason, had three tackles (two solo)

• **11/20 vs. PHI:** Made NFL debut ... On his second play, intercepted QB Vince Young and finished with five solo tackles  
• **2/5 vs. N.E.:** Credited with one solo tackle in Super Bowl XLVI

### COLLEGE (at Nebraska, 2007-10)

• Played in 49 games with 31 starts, starting 16 games at RCB and 15 at LCB  
• Career totals include 161 tackles (100 solo), five interceptions, 26 passes defensed, four sacks, six tackles for loss, three forced fumbles and one fumble recovery  
• As a senior, was a unanimous All-America selection and All-Big 12 Conference first-team choice  
• Named Big 12 Defensive Player of the Year, joining Ndamukong Suh and Grant

Wistrom as the only Cornhuskers to win the award

• The defensive captain started all 14 games at LCB and ranked sixth on the team with 59 tackles (36 solo), including one sack

### PERSONAL

• Starred at Apollo High School (Glendale, Ariz.) and named the state's player of the year by the Arizona Republic and All-Arizona Informant Offensive Player of the Year as a senior  
• Two-way starter at running back, rushing for nearly 50 touchdowns and 3,389 yards over his final two seasons, adding 664 receiving yards and 125 tackles  
• Helped the Apollo basketball team win three straight Class 4A state titles  
• A member of the track and field squad, where he won the Class 4A state titles in both the 100-meter and 200-meter dashes as a senior  
• Married (Pilar) with a daughter Princess Paisley and a son, Princeton  
• Family comes from royal bloodlines in Nigeria, as his great grandfather was the king of the Awo-Omamma in Iwo State of Nigeria, while Romanus Amukamara was chief  
• Has five sisters whose names are Princess, Precious, Promise, Peace and Passionate  
• Twitter handle is @PrinceAmukamara

### REGULAR SEASON CAREER STATISTICS

YEAR	TEAM	GP/GS	TKL	SOLO	ASST	SACKS	FF	FR	PD	INT
2011	NYG	7/0	14	12	2	0.0	0	1	3	1
2012	NYG	13/11	59	45	14	0.0	0	0	6	1
2013	NYG	16/16	83	72	11	0.0	2	0	14	1
2014	NYG	8/8	46	37	9	0.0	0	0	11	3
2015	NYG	11/10	63	55	8	0.0	1	1	9	1
2016	JAX	1/1	2	2	0	0.0	0	0	1	0
<b>NFL totals:</b>		<b>6 yrs. 56/46</b>	<b>263</b>	<b>227</b>	<b>36</b>	<b>0.0</b>	<b>3</b>	<b>2</b>	<b>44</b>	<b>7</b>

### POSTSEASON CAREER STATISTICS

YEAR	TEAM	GP/GS	TKL	SOLO	ASST	SACKS	FF	FR	PD	INT
2011	NYG	4/0	3	2	1	0.0	0	0	0	0
<b>NFL totals:</b>		<b>5 yrs. 4/0</b>	<b>3</b>	<b>2</b>	<b>1</b>	<b>0.0</b>	<b>0</b>	<b>0</b>	<b>0</b>	<b>0</b>

### CAREER HIGHS

	GAME	SEASON
<b>Tackles:</b>	10 (11/11/12 at CIN)	83 (2013)
<b>Interceptions:</b>	1 (seven times, last: 9/25/15 at WAS)	3 (2014)
<b>Forced fumbles:</b>	1 (three times, last: 10/4/15 at BUF)	2 (2013)
<b>Fumble recoveries:</b>	1 (two times, last: 10/4/15 at BUF)	1 (2011 & 2015)
<b>Passes defensed:</b>	3 (two times, last: 9/24/15 vs. WAS)	14 (2013)

### 2016 GAME-BY-GAME STATISTICS

DATE	OPP	TKL	SOLO	ASST	ST	SACKS	FF	FR	PD	INT
09/11	vs. Green Bay	2	2	0	0	0.0	0	0	1	0
09/18	at San Diego				ina					
09/25	vs. Baltimore									
10/02	vs. Indianapolis									
	BYE WEEK									
10/16	at Chicago									
10/23	vs. Oakland									
10/27	at Tennessee									
11/06	at Kansas City									
11/13	vs. Houston									
11/20	at Detroit									
11/27	at Buffalo									
12/04	vs. Denver									
12/11	vs. Minnesota									
12/18	at Houston									
12/24	vs. Tennessee									
01/01	at Indianapolis									
<b>2016 totals:</b>		<b>2</b>	<b>2</b>	<b>0</b>	<b>0</b>	<b>0.0</b>	<b>0</b>	<b>0</b>	<b>1</b>	<b>0</b>

# PLAYER BIOS



## 2015 GAME-BY-GAME STATISTICS

DATE	OPP	TKL	SOLO	ASST	SACKS	FF	FR	PD	INT
09/13	at Dallas	8	6	2	0.0	0	0	0	0
09/20	vs. Atlanta	4	4	0	0.0	0	0	1	0
09/24	vs. Washington	8	6	2	0.0	0	0	3	1
10/04	at Buffalo	6	5	1	0.0	1	1	2	0
10/11	vs. San Francisco	6	5	1	0.0	0	0	1	0
10/29	at Philadelphia				ina				
10/25	vs. Dallas				ina				
11/01	at New Orleans				ina				
11/08	at Tampa Bay				ina				
11/15	vs. New England				ina				
BYE WEEK									
11/29	at Washington	4	3	1	0.0	0	0	0	0
12/06	vs. N.Y. Jets	5	4	1	0.0	0	0	0	0
12/14	at Miami	5	5	0	0.0	0	0	0	0
12/20	vs. Carolina	7	7	0	0.0	0	0	2	0
12/27	at Minnesota	6	6	0	0.0	0	0	1	0
01/03	vs. Philadelphia	4	4	0	0.0	0	0	0	0
<b>2015 totals:</b>		<b>63</b>	<b>55</b>	<b>8</b>	<b>0.0</b>	<b>1</b>	<b>1</b>	<b>10</b>	<b>1</b>



## 2014 GAME-BY-GAME STATISTICS

DATE	OPP	TKL	SOLO	ASST	SACKS	FF	FR	PD	INT
09/08	at Detroit	8	4	4	0.0	0	0	2	0
09/14	vs. Arizona	9	8	1	0.0	0	0	1	0
09/21	vs. Houston	5	4	1	0.0	0	0	2	1
09/25	at Washington	3	3	0	0.0	0	0	2	1
10/05	vs. Atlanta	4	3	1	0.0	0	0	2	0
10/12	at Philadelphia	6	5	1	0.0	0	0	0	0
10/19	at Dallas	7	7	0	0.0	0	0	2	1
BYE WEEK									
11/03	vs. Indianapolis	3	3	0	0.0	0	0	0	0
11/09	at Seattle				IR				
11/16	vs. San Francisco				IR				
11/23	vs. Dallas				IR				
11/30	at Jacksonville				IR				
12/07	at Tennessee				IR				
12/14	vs. Washington				IR				
12/21	at St. Louis				IR				
12/28	vs. Philadelphia				IR				
<b>2014 totals:</b>		<b>45</b>	<b>37</b>	<b>8</b>	<b>0.0</b>	<b>0</b>	<b>0</b>	<b>11</b>	<b>3</b>



## 2013 GAME-BY-GAME STATISTICS

DATE	OPP	TKL	SOLO	ASST	SACKS	FF	FR	PD	INT
09/08	at Dallas	5	3	2	0.0	0	0	1	0
09/15	vs. Denver	8	8	0	0.0	1	0	1	0
09/22	at Carolina	6	5	1	0.0	0	0	1	0
09/29	at Kansas City	3	2	1	0.0	0	0	2	1
10/06	vs. Philadelphia	2	2	0	0.0	0	0	0	0
10/10	at Chicago	7	6	1	0.0	0	0	0	0
10/21	vs. Minnesota	6	5	1	0.0	0	0	0	0
10/27	at Philadelphia	7	5	2	0.0	1	0	0	0
BYE WEEK									
11/10	vs. Oakland	3	3	0	0.0	0	0	0	0
11/17	vs. Green Bay	7	6	1	0.0	0	0	0	0
11/24	vs. Dallas	5	5	0	0.0	0	0	1	0
12/01	at Washington	5	5	0	0.0	0	0	2	0
12/08	at San Diego	7	5	2	0.0	0	0	0	0
12/15	vs. Seattle	3	3	0	0.0	0	0	2	0
12/22	at Detroit	4	4	0	0.0	0	0	1	0
12/29	vs. Washington	5	4	1	0.0	0	0	2	0
<b>2013 totals:</b>		<b>83</b>	<b>70</b>	<b>13</b>	<b>0.0</b>	<b>2</b>	<b>0</b>	<b>13</b>	<b>1</b>



## 2012 GAME-BY-GAME STATISTICS

DATE	OPP	TKL	SOLO	ASST	SACKS	FF	FR	PD	INT
09/05	vs. Dallas				ina				
09/16	vs. Tampa Bay				ina				
09/20	at Carolina	1	1	0	0.0	0	0	1	0
09/30	at Philadelphia	5	3	2	0.0	0	0	1	0
10/07	vs. Cleveland	2	1	1	0.0	0	0	0	0
10/14	at San Francisco	6	5	1	0.0	0	0	3	1
10/21	vs. Washington	6	5	1	0.0	0	0	1	0
10/28	at Dallas	8	6	2	0.0	0	0	0	0
11/04	vs. Pittsburgh	3	2	1	0.0	0	0	0	0
11/11	at Cincinnati	10	7	3	0.0	0	0	0	0
BYE WEEK									
11/25	vs. Green Bay	3	3	0	0.0	0	0	0	0
12/03	at Washington	7	5	2	0.0	0	0	0	0
12/09	vs. New Orleans	2	2	0	0.0	0	0	0	0
12/16	at Atlanta				ina				
12/23	at Baltimore	0	0	0	0.0	0	0	0	0
12/30	vs. Philadelphia	4	4	0	0.0	0	0	0	0
<b>2012 totals:</b>		<b>57</b>	<b>44</b>	<b>13</b>	<b>0.0</b>	<b>0</b>	<b>0</b>	<b>6</b>	<b>1</b>



## 2011 GAME-BY-GAME STATISTICS

DATE	OPP	TKL	SOLO	ASST	SACKS	FF	FR	PD	INT
09/11	at Washington				ina				
09/19	vs. St. Louis				ina				
09/25	at Philadelphia				ina				
10/02	at Arizona				ina				
10/09	vs. Seattle				ina				
10/16	vs. Buffalo				ina				
BYE WEEK									
10/30	vs. Miami				ina				
11/06	at New England				ina				
11/13	at San Francisco				ina				
11/20	vs. Philadelphia	5	5	0	0.0	0	0	1	1
11/28	at New Orleans	1	1	0	0.0	0	1	0	0
12/04	vs. Green Bay	2	0	2	0.0	0	0	0	0
12/11	at Dallas	4	4	0	0.0	0	0	0	0
12/18	vs. Washington	2	2	0	0.0	0	0	1	0
12/24	at N.Y. Jets	0	0	0	0.0	0	0	0	0
01/01	vs. Dallas	0	0	0	0.0	0	0	0	0
<b>2011 totals:</b>		<b>14</b>	<b>12</b>	<b>2</b>	<b>0.0</b>	<b>0</b>	<b>1</b>	<b>2</b>	<b>1</b>
01/08	vs. Atlanta	2	1	1	0.0	0	0	0	0
01/15	at Green Bay	0	0	0	0.0	0	0	0	0
01/22	at San Francisco	0	0	0	0.0	0	0	0	0
02/05	at New England	1	1	0	0.0	0	0	0	0
<b>Postseason totals:</b>		<b>3</b>	<b>2</b>	<b>1</b>	<b>0.0</b>	<b>0</b>	<b>0</b>	<b>0</b>	<b>0</b>

# PLAYER BIOS

68

## KELVIN BEACHUM

OFFENSIVE LINEMAN

6-3 303 LBS.

SOUTHERN METHODIST

BORN JUNE 8, 1989

MEXIA, TEXAS

ACQ: UFA (PITTSBURGH) 2016

EXP: FIFTH YEAR



### PERSONAL

- Attended Mexia (Texas) High School where he was named first-team All-District 19-3A as a senior and second-team All-District as a junior
- Allowed only one sack in 2006
- Averaged a double-double in basketball
- Son of Kelvin, Sr. and Culetta Beachum
- Full name: Kelvin Lee Beachum Jr.
- Twitter handle is @KelvinBeachumJr

### TRANSACTIONS

Originally drafted by Pittsburgh in the seventh round (248th overall) of the 2012 NFL Draft ... Signed by Jacksonville as an unrestricted free agent on 3/16/16

### PRO (Games played/started - 45/40, 1/1)

- In four NFL seasons, has appeared in 45 games with 40 starts at LT, RT and TE

### 2016 (w/ JAX - 2/2)

- **9/11 vs. G.B.:** Made his Jaguars debut, starting at LT
- **9/18 at S.D.:** Started at LT before exiting the game in the third quarter with a concussion

### 2015 (w/ PIT - 6/6)

Placed on the team's injured reserve due to a left knee injury on Oct. 19

- **9/10 at N.E.:** Started third straight season-opening game on the offensive line ... Was part of an offensive line that helped the Steelers have a 300-yard passer, 100-yard rusher and 100-yard receiver
- **9/20 vs. S.F.:** Was part of an offensive line that did not allow a sack and blocked for an offense that gained 453 net yards

### 2014 (w/ PIT - 16/16, 1/1)

Started at LT in all 16 games during the regular season ... Started at LT in postseason debut vs. Baltimore in the AFC Wild Card Game

- **9/7 vs. CLE:** Started on the offensive line that helped pave the way for RB **Le'Veon Bell** to eclipse the 100-yard rushing mark
- **9/21 at CAR:** Was part of an offensive line that allowed only one sack ... Helped block for 264 rushing yards, including two 100-yard performances from Bell and LB **LaGarrette Blount**
- **10/26 vs. IND:** Was part of an offensive line that allowed zero sacks in 49 pass attempts and allowed QB **Ben Roethlisberger** to throw for team records in completions (40), passing yards (522) and passing touchdowns (6)
- **11/02 vs. BAL:** Was part of an offensive line that helped block for Roethlisberger to throw six touchdowns and to total an NFL record 12 touchdown passes in back-to-back games
- **11/17 at TEN:** Was part of an offensive line that helped pave the way for Bell to record the fourth-highest single-game rushing total in team history (204 yards)
- **12/07 at CIN:** Was part of an offensive line that allowed zero sacks in 39 pass attempts
- **12/28 vs. CIN:** Was part of offensive line that allowed zero sacks in 38 pass attempts

### 2013 (w/ PIT - 15/12)

Played in 15 games, making 12 starts (11 at LT and one at TE)

- **9/8 vs. TEN:** Saw action at C in placed of injured C **Maurkice Pouncey**
- **10/13 at NYJ:** Made his first career start at LT and was part of an offensive line that helped control the football for 35:49
- **11/03 at N.E.:** Was part of an offensive line that helped the Steelers amass a season-high 479 net yards
- **11/17 vs. DET:** Was part of an offensive line that helped produce four scoring drives of 60+ yards
- **11/24 at CLE:** Member of an offensive line that did not allow a sack
- **11/28 at BAL:** Was part of an offensive line that produced touchdown drives on three of the final four possessions
- **12/22 at G.B.:** Was part of an offensive line that helped block for a Steelers' rushing attack to gain a season-high 151 yards
- **12/28 vs. CLE:** Was part of an offensive line that allowed one sack or less for the third straight game

### 2012 (w/ PIT - 7/5)

Appeared in seven games, and started the final five contests at RT as a rookie

- **9/23 at OAK:** Saw action on special teams and on the offensive line for the first time in his career, filling in at RT for injured RT **Marcus Gilbert** and **Mike Adams**
- **12/2 at BAL:** Made his first career start at RT for the injured Adams

### COLLEGE (at Southern Methodist, 2007-11)

- Started all 52 games in four seasons
- As a senior, was named to Conference USA All-Academic team and selected to the Lombardi Award and Outland Award watch lists
- Named first-team Conference USA after his junior season
- Redshirted his first season in 2007



# PLAYER BIOS

## 12 ARRELIOUS BENN

WIDE RECEIVER

6-2 220 LBS.


ILLINOIS

BORN SEPTEMBER 8, 1988

WASHINGTON, D.C.

ACQ: FREE AGENT 2015

EXP: 6TH YEAR



### TRANSACTIONS

Originally drafted by Tampa Bay in the second round (39th overall) of the 2010 draft ... Traded to Philadelphia on 3/15/13 ... Waived on 5/16/14 ... Signed by Philadelphia as a free agent on 5/19/14 ... Waived on 9/6/14 ... Signed by Jacksonville as a free agent on 1/5/15 ... Placed on injured reserve on 8/24/15 ... Released on 9/3/16 ... Signed on 9/4/16.

### PRO (Games played/started - 39/24)

- Fifth-year WR has played in 39 games with 24 starts in Tampa Bay and Jacksonville
- Also spent time with Philadelphia from 2013-14
- Career totals include 60 receptions for 871 yards (14.5 avg.) and five TDs
- Added 13 kickoff returns for 23.5 avg. and 15 rushes for 44 yards
- Has 12 career receptions of 25-plus yards and three of 50-plus yards

### 2016 (w/ JAX - 2/0)

- **9/11 vs. G.B.:** Made his Jaguars debut and made one special teams tackle
- **9/18 at S.D.:** Had one reception for nine yards and played on special teams

### 2015 (w/ JAX - IR)

Spent training camp and preseason with Jacksonville and was placed on injured reserve on Sept. 6

### 2014 (w/ PHI - IR)

Spent preseason with Philadelphia and was placed on injured reserve on Aug. 29 and received an injury settlement on Sept. 6

### 2013 (w/ PHI - IR)

Missed the entire season with an ACL injury suffered in training camp

### 2012 (w/ T.B. - 8/1)

Played in eight games with one start in his final season with Tampa Bay ... Totaled four receptions for 26 yards, three rushes for 16 yards and 13 kickoff returns for 23.5-yard average ... Missed the final half of the season after being placed on injured reserve with shoulder and knee injuries

### 2011 (w/ T.B. - 14/14)

Started all 14 games played and produced a career-high 30 receptions for 441 yards and three TDs

- **10/16 vs. N.O.:** Registered a season-high 83 yards on three receptions including a 65-yard TD catch
- **11/20 at G.B.:** Recorded a season-high two catches of 25-plus yards and finished with 75 yards on five receptions

### 2010 (w/ T.B. - 15/9)

- Played in 15 games with nine starts as a rookie
- Registered 25 receptions for 395 yards and two TDs along with 35 yards on six carries
- **9/12 vs. CLE:** Made NFL debut
- **11/7 vs. ATL:** Scored his first career TD (13 yards)
- **12/12 at WAS:** Had a career-high 122 yards on four receptions and his only career 100-yard receiving game including a career-long 64-yard catch

### COLLEGE (at Illinois, 2007-09)

- Three-year letterman at Illinois
- Declared for the draft following his junior season
- Ranked fourth in school history with 3,613 all-purpose yards
- Finished his career with 159 receptions for 2,221 yards and seven TDs
- Saw action as a true freshman and earned Big Ten Freshman of the Year honors

### PERSONAL

- Attended Dunbar High School in Washington, D.C.
- Named USA Today first-team All-American and was also a Parade All-American
- Five-star player by Rivals.com and ranked as the No. 2 WR in the country by Rivals.com
- Son of Denise Benn

### REGULAR SEASON CAREER STATISTICS

YEAR	TEAM	GP/GS	RECs	YDS	AVG.	LG	TD
2010	T.B.	15/9	25	395	15.8	64	2
2011	T.B.	14/14	30	441	14.7	65t	3
2012	T.B.	8/1	4	26	6.5	9	0
2016	JAX	2/0	1	9	9.0	9	0
<b>NFL totals: 6 yrs.</b>		<b>39/24</b>	<b>60</b>	<b>871</b>	<b>14.5</b>	<b>65t</b>	<b>5</b>

Additional statistics: 15 rushes for 44 yards (2.9 avg.)

### CAREER HIGHS

	GAME	SEASON
Receptions:	5 (11/20/11 at G.B.)	30 (2011)
Receiving yards:	122 (12/12/10 at WAS)	441 (2011)
Receiving touchdowns:	1 (five times, last: 12/24/11 at CAR)	3 (2011)

### 2016 GAME-BY-GAME STATISTICS

DATE	OPP	RECs	YDS	AVG.	LG	TD
09/11	vs. Green Bay	0	0	0.0	0	0
09/18	at San Diego	1	9	9.0	9	0
09/25	vs. Baltimore					
10/02	vs. Indianapolis					
	BYE WEEK					
10/16	at Chicago					
10/23	vs. Oakland					
10/27	at Tennessee					
11/06	at Kansas City					
11/13	vs. Houston					
11/20	at Detroit					
11/27	at Buffalo					
12/04	vs. Denver					
12/11	vs. Minnesota					
12/18	at Houston					
12/24	vs. Tennessee					
01/01	at Indianapolis					
<b>2016 totals:</b>		<b>1</b>	<b>9</b>	<b>9.0</b>	<b>9</b>	<b>0</b>

Additional statistics: One special teams tackle

### 2012 GAME-BY-GAME STATISTICS

DATE	GAME	RECs	YDS	AVG.	LG	TD
09/09	vs. Carolina			ina		
09/16	at N.Y. Giants	0	0	0.0	0	0
09/23	at Dallas	1	8	8.0	8	0
09/30	vs. Washington	3	18	6.0	9	0
	BYE WEEK					
10/14	vs. Kansas City	0	0	0.0	0	0
10/21	vs. New Orleans	0	0	0.0	0	0
10/25	at Minnesota	0	0	0.0	0	0
11/04	at Oakland	0	0	0.0	0	0
11/11	vs. San Diego			ina		
11/18	at Carolina	0	0	0.0	0	0
11/25	vs. Atlanta			IR		
12/02	at Denver			IR		
12/09	vs. Philadelphia			IR		
12/16	at New Orleans			IR		
12/23	vs. St. Louis			IR		
12/30	at Atlanta			IR		
<b>2012 totals:</b>		<b>4</b>	<b>26</b>	<b>6.5</b>	<b>9</b>	<b>0</b>

Additional statistics: three rushes for 16 yards (5.3 avg.); three kick returns for 16 yards (5.3 avg.)



# PLAYER BIOS



## 2011 GAME-BY-GAME STATISTICS

DATE	GAME	RECS	YDS	AVG.	LG	TD
09/11	vs. Detroit	4	27	6.8	10	0
09/18	at Minnesota	1	25	25.0	25T	1
09/25	vs. Atlanta	3	19	6.3	13	0
10/03	vs. Indianapolis	1	43	43.0	43	0
10/09	at San Francisco	3	46	15.3	33	0
10/16	vs. New Orleans	3	83	27.7	65T	1
10/23	vs. Chicago	0	0	0.0	0	0
	BYE WEEK					
11/06	at New Orleans	2	22	11.0	16	0
11/13	vs. Houston	2	47	23.5	33	0
11/20	at Green Bay	5	75	15.0	37	0
11/27	at Tennessee	1	-3	-3.0	-3	0
12/04	vs. Carolina	3	46	15.3	38	0
12/11	at Jacksonville	1	7	7.0	7	0
12/17	vs. Dallas			ina		
12/24	at Carolina	1	4	4.0	4T	1
12/30	at Atlanta			IR		
<b>2011 totals:</b>		<b>30</b>	<b>441</b>	<b>14.7</b>	<b>65</b>	<b>3</b>

**Additional statistics:** six rushes for -7 yards (-1.2 avg.)



## 2010 GAME-BY-GAME STATISTICS


DATE	GAME	RECS	YDS	AVG.	LG	TD
09/12	vs. Cleveland	0	0	0.0	0	0
09/19	at Carolina	0	0	0.0	0	0
09/26	vs. Pittsburgh	3	33	11.0	13	0
	BYE WEEK					
10/10	at Cincinnati	2	25	12.5	18	0
10/17	vs. New Orleans	1	9	9.0	9	0
10/24	vs. St. Louis	1	9	9.0	9	0
10/31	at Arizona	1	53	53.0	53	0
11/07	at Atlanta	1	14	14.0	14T	1
11/14	vs. Carolina	2	29	14.5	21	1
11/21	at San Francisco	2	14	7.0	7	0
11/28	at Baltimore	3	9	3.0	9	0
12/05	vs. Atlanta	1	28	28.0	28	0
12/12	at Washington	4	122	30.5	64	0
12/19	vs. Detroit	3	34	11.3	13	0
12/26	vs. Seattle	1	16	16.0	16	0
<b>2010 totals:</b>		<b>25</b>	<b>395</b>	<b>15.8</b>	<b>64</b>	<b>2</b>

**Additional statistics:** six rushes for 25 yards (5.8 avg.)

# PLAYER BIOS

## 5 BLAKE BORTLES

QUARTERBACK  
6-5 245 LBS.  
CENTRAL FLORIDA  
BORN APRIL 28, 1992  
OVIEDO, FLORIDA  
ACQ: 1ST ROUND OF 2014 DRAFT (3RD)  
EXP: 3RD YEAR



### TRANSACTIONS

Originally drafted by Jacksonville in the first round (3rd overall) of the 2014 draft

### PRO (Games played/started - 32/31)

- Third-year QB started the final 13 games as a rookie and every game of the 2015 season after being selected with the third overall pick in 2014
- Ranks fourth in career passing yards (7,985), pass attempts (1,170), pass completions (690), passing touchdowns (49) and third in completion percentage (59.0) in franchise history
- The first player in franchise history to have multiple games with four-plus passing TDs (three games)

### 2016 (w/ JAX - 2/2)

- **9/11 vs. G.B.:** Completed 24 of 39 passes (61.5 comp. pct.) for 320 yards, one TD and one INT for an 85.4 passer rating ... His 187 first-half passing yards were most for his career ... His 320 yards are the most by a Jaguars QB on kickoff weekend in franchise history
- **9/18 at S.D.:** Completed 31 of 50 passes (62.0 comp. pct.) for 329 yards, two TDs and two INTs for a 77.8 passer rating

### 2015 (w/ JAX - 16/16)

Completed 355 of 606 passes (58.6 comp. pct.) for 4,428, 35 TDs and 18 INTs for an 88.2 passer rating ... Set single-season franchise records for yards, completions, attempts and touchdowns ... Threw a TD in 15 straight games from 9/13/15 to 12/27/15, the longest streak in franchise history ... Threw for the NFL's second-most passing TDs (35) in 2015, behind only New England's **Tom Brady** ... Joins **Dan Marino** (1984) as the only first- or second-year QBs in NFL history to throw for 4,400-plus yards and 35-plus TDs in a single season ... Became the youngest QB in NFL history to throw for 4,000-plus yards and 35-plus TDs and rush for 300-plus yards in a season. ... The only other players in NFL history to achieve the feat are **Daunte Culpepper** (2004) and **Steve Young** (1998) ... Finished the season with 72 completions of 20-plus yards, the most in the NFL and the most in a season in Jaguars history (the previous record for completions of 20-plus yards by a Jaguars QB was 44, set by **Mark Brunell** in 1997 and 2001 and **David Garrard** in 2004) ... Threw for 300-plus yards on six occasions in 2015, tied for the most 300-yard passing games by a Jaguars QB in a single season ... Youngest QB in NFL history to throw for at least 25 TDs and rush for at least one TD in a single season

- **9/13 vs. CAR:** Became the second QB in franchise history to start on opening day before turning 24 years old ... Completed 22-of-40 for 183 yards and 1 TD, while also rushing four times for 26 yards (6.5 rush avg.) ... Surpassed 3,000 career passing yards on a 6-yard TD completion to **Rashad Greene** in the second quarter ... His 22 completions are tied for the seventh-most in a season opener in franchise history
- **9/20 vs. MIA:** Completed 18-of-33 for 273 yards and two TDs ... Captained his second career fourth-quarter game-winning drive, marching the Jaguars 66 yards on nine plays to set up K **Jason Myers'** game-winning 28-yard FG with :40 left
- **10/4 at IND:** Completed 28-of-50 passes (56.0 comp. pct.) for 298 yards and one TD for an 80.2 passer rating ... The 50 pass attempts by Bortles were the most of his career and the fifth-most in franchise history ... Joins **Byron Leftwich** (54), **Mark Brunell** (52, 50) and **Chad Henne** (51, 51) as the only players in Jaguars history to register 50-plus pass attempts in a single game
- **10/11 at T.B.:** Completed 23-of-33 passes (69.7 comp. pct.) for 303 yards, four TDs and one INT ... First time in Bortles' 19-game career that he threw three or more touchdowns ... Bortles joins **Mark Brunell** (11/29/98), **David Garrard** (10/31/10), **Quinn Gray** (12/30/07) and **Chad Henne** (11/18/12) as the only Jaguars quarterbacks to throw for four touchdowns in a single game
- **10/18 vs. HOU:** Completed 30-of-53 passes for 331 yards, three TDs and three INTs ... His 53 pass attempts were the second-most in franchise history and most since **Byron Leftwich** recorded 54 on 10/10/04 at San Diego ... Has thrown for 300+ yards in back-to-back games for the first time in his career
- **10/25 vs. BUF:** Completed 13-of-29 passes for 182 yards, 2 TDs and one INT ... Threw a 31-yard game-winning touchdown pass to WR **Allen Hurns** with 2:25 remaining in the fourth quarter
- **11/8 at NYJ:** Completed 24 of 40 passes for a career-high 381 yards, two TDs and two INTs ... 381 passing yards were fourth-most in franchise history ... Joins **Mark Brunell** as the only QBs in franchise history to throw for 375-plus yards in a single game ... Has thrown for two-plus touchdowns in four consecutive games, tying the franchise record for most consecutive games with two-plus passing TDs (**Chad Henne** in 2013 and **David Garrard** in 2007)
- **11/19 vs. TEN:** Completed 21 of 30 passes for 242 yards, one TD and one INT for a 91.2 passer rating ... His fourth-quarter TD pass to **Julius Thomas** was his

20th of the season, placing him with **David Garrard** (23 in 2010) and **Mark Brunell** (20 in 1998 and 2000) as the only QBs in Jaguars history to throw for 20-plus TD passes in a season

- **11/29 vs. S.D.:** Completed 30-of-49 passes for 329 yards, two TDs and one INT ... The fourth game with at least 300 passing yards and two passing TDs in 2015, the most such games ever in Jaguars single-season history
- **12/6 at TEN:** Completed 24-of-36 passes for 322 yards and a career-high five TDs ... Became the youngest player in NFL history to throw for 320-plus yards, five-plus TDs and zero INTs in a single game ... His five TDs is the most by a Jaguars QB in a single game ... Joins **Dan Marino** (22, 1984) and **Matthew Stafford** (23, 2011) as the only QBs age 23-or-younger in NFL history to throw for 27 or more TDs through the first 12 games of the season ... Tallied a career-high 134.5 passer rating
- **12/13 vs. IND:** Completed 16 of 30 passes (58.3 completion pct.) for 250 yards and three TDs for a 114.6 passer rating ... Joins **Dan Marino** (36, 1984) and **Kurt Warner** (34, 1999) as the only first- or second-year QBs to throw for 30-plus passing TDs through 13 games in a season ... Bortles (23) and **Marino** (22) are the only players age 23-or-younger to throw for 30-plus TDs through 13 games in a season ... Bortles' fourth career game with a passer rating of 100-plus and his fourth career game with three-plus passing TDs ... Has become the first player in Jaguars history to throw for three-plus TDs and zero INTs in back-to-back games
- **12/27 at N.O.:** Completed 27-of-35 passes (77.1 comp. percentage) for 368 yards, four TDs and two INTs for a passer rating of 124.5, his third highest of the season ... Bortles' 77.1 comp. percentage was the second-highest in his NFL career ... In the second half, completed 18-of-21 passes (85.7 comp. percentage) for 288 yards, three TDs and zero INTs for a perfect 158.3 passer rating

### 2014 (w/ JAX - 14/13)

Set franchise single-season records for a rookie with 2,908 passing yards and 280 completions while throwing for 11 TDs ... Led all NFL QBs with a 7.48 average per rush, rushing 56 times for 419 yards ... Marked the highest single-season rushing average by a QB in team history and his 419 rushing yards were second-most in team history (480, **Mark Brunell**, 1995) ... Finished with 37 completions of 20-plus yards ... Became 16th QB in Jaguars history to start a game and was one of seven rookie QBs to make their NFL debut in 2014 ... Took over as the team's starting QB in Week 4 and started the final 13 games ... Was 280 of 475 passing for 2,908 yards with 11 TDs/17 INTs and 69.5 rating ... Had 21 completions of 25-plus yards ... Rushed for 419 yards on 56 carries (7.48 avg.), the highest average by a NFL QB and second-most rushing yards by a Jaguars QB in a season

- **9/7 at PHI:** Dressed but did not play in season-opener
- **9/14 at WAS:** Dressed but did not play
- **9/21 vs. IND:** Made his NFL debut after he was inserted into the lineup to start the second half and finished 14 of 24 passing for 223 yards with two TDs/two INTs for an 82.5 passer rating ... Had four completions of 20-plus yards including a 63-yard TD pass to **Allen Hurns** ... Also had 30 rushing yards including 20-yard rush ... Engineered the offense to 289 yards in the second half after the club managed only 55 yards in the first half
- **9/28 at SD:** Made first career start and totaled 29 of 37 passing for 254 yards with one TD and two INTs for an 81.7 passer rating ... Completed 78.4 percent of his passes, the highest in NFL history for a rookie quarterback in his first career start with a minimum 30 attempts ... Hooked up with TE **Nic Jacobs** for a two-yard score in the second quarter ... Had five carries for 24 yards ... His 29 completions set single-game franchise record by a rookie and his completions, attempts and yards were most by a Jaguars rookie QB in first career start
- **10/5 vs. PIT:** Started at QB for first time at home and was 22 of 36 passing for 191 yards with two INTs for a 52.0 rating
- **10/12 at TEN:** Threw for 336 yards and one TD on 32 of 46 passing (69.6 pct.), tying **Byron Leftwich** (10/5/03 vs. San Diego) for most passing yards by a rookie in team history ... His 46 attempts and 32 completions were the most in franchise history by a rookie ... Had a 59-yard completion to TE **Clay Harbor** and hooked up with Harbor for a 20-yard TD pass in the fourth quarter ... Marked first AFC South start ... Led team in rushing with five carries for 38 yards
- **10/19 vs. CLE:** Was 17 of 31 passing for 159 yards with one TD and 3 INTs ... Had 31-yard TD pass to WR **Allen Robinson** in the second quarter ... Added five carries for 37 yards with a long of 18 yards. Had four completions of 20-plus yards
- **10/26 vs. MIA:** Threw for 221 yards and one TD on 18 of 34 passing ... Had two INTs, both returned for scores ... Hooked up with **Allen Robinson** for a 48-yard TD in the fourth quarter
- **11/2 at CIN:** Posted a career-best 96.4 rating on 22 of 33 passing (66.7 pct.) with two TDs and one INT ... Had TD passes to **Allen Hurns** of 40 and 18 yards
- **11/9 vs. DAL:** Completed 22 of 37 passes for 290 yards with one INT for a 73.0 rating ... Had four completions of 20-plus yards including a 53-yard pass to WR **Cecil Shorts**
- **11/23 at IND:** Threw for 146 yards on 15 of 27 passing
- **11/30 vs. NYG:** Completed 21 of 35 passes for 194 yards with one TD for an 84.7 rating ... Had first career fourth-quarter comeback win, leading team on a 11-play, 70-yard drive that culminated with a **Josh Scobee** FG ... Had a 30-yard TD pass to **Marqise Lee** in the third quarter and finished with four completions of 20-plus yards ... Added a career-high 68 rushing yards on five carries including a 29-yard rush ... Became only the third starting rookie quarterback to lead his team to a comeback win of 21 or more points since at least 1970
- **12/7 vs. HOU:** Was 20 of 39 passing for 205 yards with one TD for a 64.6 rating ... Had a four-yard TD pass to **Allen Hurns** in the first quarter, his first career TD pass in the first quarter ... Had three completions of 20-plus yards
- **12/14 at BAL:** Had three completions of 20-plus yards and finished 21 of 37

# PLAYER BIOS

passing for 210 yards with one INT for a 61.8 rating

• **12/18 vs. TEN:** Earned first career division win, throwing for 115 yards and one TD ... Had a 34-yard completion to **Marqise Lee** in the third quarter ... Had five carries for 50 yards with runs of 19, 15 and 13 yards

• **12/28 at HOU:** Threw for 117 yards in season-finale on 14 of 33 passing and led team with 61 yards on three carries (20.3 avg.) ... Had a 34-yard rush in the fourth quarter, his longest rush of his career ... Set single-season franchise-record for passing yards by a rookie with 2,908

## COLLEGE (at Central Florida, 2011-13)

- Played in 37 games with 30 starts
- Declared for the NFL Draft following his junior season
- Compiled a 22-5 record as a starter
- Career totals included 585 of 891 passing for 7,598 yards with 56 TDs/19 INT
- Ranked fourth in school history for passing yards and TDs
- As a junior, finished 259 of 382 passing (67.8 pct.) for 3,581 yards with 25 TDs/9 INTs and led team to a 12-1 mark and a Fiesta Bowl win
- Named MVP of the Fiesta Bowl with a win over Baylor, throwing for 301 yards and three TDs
- Majored in Interpersonal/Organizational Communication and minored in Sports and Fitness

## PERSONAL

- Attended Oviedo High School where he finished his career by setting Seminole County records with 5,576 yards and 53 TDs
- Captured MVP award at the Central Florida All-Star game following senior year
- Also lettered in baseball
- His brother, Colby, plays baseball at Mississippi
- Son of Suzy and Rob Bortles
- Twitter handle is @BBortles5

## REGULAR SEASON CAREER STATISTICS

### PASSING

YEAR	TEAM	P/S	COMP	ATT	PCT	YDS	AVG	TD	INT	SK	RTG
2014	JAX	14/13	280	475	58.9	2,908	6.1	11	17	55	69.5
2015	JAX	16/16	355#	606#	58.6	4,428#	7.3	35#	18	51	88.2
2016	JAX	2/2	55	89	61.8	649	7.3	3	3	5	81.2
<b>NFL totals: 3 yrs.</b>		<b>32/31</b>	<b>690</b>	<b>1,170</b>	<b>59.0</b>	<b>7,985</b>	<b>6.8</b>	<b>49</b>	<b>38</b>	<b>111</b>	<b>80.1</b>

# single-season franchise record

### RUSHING

YEAR	TEAM	W-L*	ATT	YDS	AVG	TD
2014	JAX	3-10	56	419	7.5	0
2015	JAX	5-11	52	310	6.0	2
2016	JAX	0-2	5	36	7.2	0
<b>NFL totals: 3 yrs.</b>		<b>8-23</b>	<b>113</b>	<b>765</b>	<b>6.8</b>	<b>2</b>

\* games started

## CAREER HIGHS

	GAME	SEASON
Passing completions:	32 (10/12/14 at TEN)	355 (2015)
Passing attempts:	50 (two times, last: 9/18/16 at S.D.)	606 (2015)
Passing percentage:	78.4 (9/28/14 at S.D.)	58.9 (2015)
Passing yards:	381 (11/8/15 at NYJ)	4,428 (2015)
Passing touchdowns:	5 (12/6/15 at TEN)	35 (2015)
Passer rating:	134.5 (12/6/15 at TEN)	88.2 (2015)
Rushing attempts:	6 (three times, last: 12/20/15 vs. ATL)	56 (2014)
Rushing yards:	44 (12/20/15 vs. ATL)	419 (2014)
Rushing touchdowns:	1 (two times, last: 12/20/15 vs. ATL)	2 (2015)

## 2016 GAME-BY-GAME STATISTICS

### PASSING

DATE	OPP	P/S	COMP	ATT	PCT	YDS	AVG	TD	INT	SK	RTG
09/11	vs. G.B.	1/1	24	39	61.5	320	8.2	1	1	3	85.4
09/18	at S.D.	1/1	31	50	62.0	329	6.6	2	2	2	77.8
09/25	vs. BAL										
10/02	vs. IND										
	BYE WEEK										
10/16	at CHI										
10/23	vs. OAK										
10/27	at TEN										
11/06	at K.C.										
11/13	vs. HOU										
11/20	at DET										
11/27	at BUF										
12/04	vs. DEN										
12/11	vs. MIN										
12/18	at HOU										
12/24	vs. TEN										
01/01	at IND										
<b>2016 totals:</b>		<b>2/2</b>	<b>55</b>	<b>89</b>	<b>61.8</b>	<b>649</b>	<b>7.3</b>	<b>3</b>	<b>3</b>	<b>5</b>	<b>81.2</b>

### RUSHING

DATE	OPP	W/L	ATT	YDS	AVG	TD
09/11	vs. G.B.	0-1	2	2	1.0	0
09/18	at S.D.	0-1	3	34	11.3	0
09/25	vs. BAL					
10/02	vs. IND					
	BYE WEEK					
10/16	at CHI					
10/23	vs. OAK					
10/27	at TEN					
11/06	at K.C.					
11/13	vs. HOU					
11/20	at DET					
11/27	at BUF					
12/04	vs. DEN					
12/11	vs. MIN					
12/18	at HOU					
12/24	vs. TEN					
01/01	at IND					
<b>2016 totals:</b>		<b>0-2</b>	<b>5</b>	<b>36</b>	<b>7.2</b>	<b>0</b>

# PLAYER BIOS

## 2015 GAME-BY-GAME STATISTICS

### PASSING

DATE	OPP	P/S	COMP	ATT	PCT	YDS	AVG	TD	INT	SK	RTG
09/13	vs. CAR	1/1	22	40	55.0	183	4.6	1	2	5	54.5
09/20	vs. MIA	1/1	18	33	54.5	273	8.3	2	0	0	102.2
09/27	at N.E.	1/1	17	33	51.5	242	7.3	2	1	2	83.1
10/04	at IND	1/1	28	50	56.0	298	6.0	1	0	1	80.2
10/11	at T.B.	1/1	23	33	69.7	303	9.2	4	1	6	125.4
10/18	vs. HOU	1/1	30	53	56.6	331	6.2	3	3	3	70.6
10/25	vs. BUF	1/1	13	29	44.8	182	6.3	2	1	2	74.2
	BYE WEEK										
11/08	at NYJ	1/1	24	40	60.0	381	9.5	2	2	6	87.6
11/15	at BAL	1/1	22	45	48.9	188	4.2	2	1	3	65.8
11/19	vs. TEN	1/1	21	30	70.0	242	8.1	1	1	4	91.2
11/29	vs. S.D.	1/1	30	49	61.2	329	6.7	2	1	2	86.2
12/06	at TEN	1/1	24	36	66.7	322	8.9	5*	0	2	134.5
12/13	vs. IND	1/1	16	30	53.3	250	8.3	3	0	3	114.6
12/20	vs. ATL	1/1	23	38	60.5	297	7.8	1	1	2	82.9
12/27	at N.O.	1/1	27	35	77.1	368	10.5	4	2	2	124.5
01/03	at HOU	1/1	17	32	53.1	239	7.5	0	2	8	51.4
<b>2015 totals:</b>	<b>16/16</b>	<b>355#</b>	<b>606#</b>	<b>58.6</b>	<b>4,428#</b>	<b>7.3</b>	<b>35#</b>	<b>18</b>	<b>51</b>	<b>88.2</b>	

\* single-game franchise record  
# single-season franchise record

### RUSHING

DATE	OPP	W/L	ATT	YDS	AVG	TD
09/13	vs. CAR	L	4	26	6.5	0
09/20	vs. MIA	W	2	27	13.5	0
09/27	at N.E.	L	3	7	2.3	0
10/04	at IND	L	4	31	7.8	0
10/11	at T.B.	L	1	21	21.0	0
10/18	vs. HOU	L	4	37	9.3	0
10/25	vs. BUF	W	5	-3	-0.6	0
	BYE WEEK					
11/08	at NYJ	L	4	32	8.0	0
11/15	at BAL	W	2	25	12.5	0
11/19	vs. TEN	W	2	9	4.5	0
11/29	vs. S.D.	L	6	33	5.5	0
12/06	at TEN	L	2	-1	-0.5	0
12/13	vs. IND	W	4	17	4.3	1
12/20	vs. ATL	L	6	44	7.3	1
12/27	at N.O.	L	3	5	1.7	0
01/03	at HOU	L	0	0	0.0	0
<b>2015 totals:</b>	<b>5-11</b>	<b>52</b>	<b>310</b>	<b>6.0</b>	<b>2</b>	

## 2014 GAME-BY-GAME STATISTICS

### PASSING

DATE	OPP	P/S	COMP	ATT	PCT	YDS	AVG	TD	INT	SK	RTG
09/07	at PHI	0/0				DNP					
09/14	at WAS	0/0				DNP					
09/21	vs. IND	1/0	14	24	58.3	223	9.3	2	2	1	82.5
09/28	at S.D.	1/1	29	37	78.4	254	6.9	1	2	3	81.8
10/05	vs. PIT	1/1	22	36	61.1	191	5.3	0	2	1	52.0
10/12	at TEN	1/1	32	46	69.6	336	7.3	1	1	6	88.6
10/19	vs. CLE	1/1	17	31	54.8	159	5.1	1	3	2	40.3
10/26	vs. MIA	1/1	18	34	52.9	221	6.5	1	2	4	58.6
11/02	at CIN	1/1	22	33	66.8	247	7.5	2	1	1	96.4
11/09	vs. DAL	1/1	22	37	59.5	290	7.8	0	1	4	73.0
	BYE WEEK										
11/23	at IND	1/1	15	27	55.6	146	5.4	0	1	4	55.5
11/30	vs. NYG	1/1	21	35	60.0	194	5.5	1	0	7	84.7
12/07	vs. HOU	1/1	20	39	51.3	205	5.3	1	1	4	64.6
12/14	at BAL	1/1	21	37	56.8	210	5.7	0	1	8	61.8
12/18	vs. TEN	1/1	13	26	50.0	115	4.4	1	0	4	75.0
12/28	at HOU	1/1	14	33	42.4	117	3.5	0	0	5	52.2
<b>2015 totals:</b>	<b>14/13</b>	<b>280</b>	<b>475</b>	<b>58.9</b>	<b>2,908</b>	<b>6.1</b>	<b>11</b>	<b>17</b>	<b>55</b>	<b>69.5</b>	

### RUSHING


DATE	OPP	W/L*	ATT	YDS	AVG	TD
09/07	at PHI			DNP		
09/14	at WAS			DNP		
09/21	vs. IND		2	30	15.0	0
09/28	at S.D.	L	5	24	4.8	0
10/05	vs. PIT	L	4	14	3.5	0
10/12	at TEN	L	5	38	7.6	0
10/19	vs. CLE	W	5	37	7.4	0
10/26	vs. MIA	L	6	48	8.0	0
11/02	at CIN	L	4	10	2.5	0
11/09	vs. DAL	L	3	3	1.0	0
	BYE WEEK					
11/23	at IND	L	5	24	4.8	0
11/30	vs. NYG	W	5	68	13.6	0
12/07	vs. HOU	L	3	10	3.3	0
12/14	at BAL	L	1	2	2.0	0
12/18	vs. TEN	W	5	50	10.0	0
12/28	at HOU	L	3	61	20.3	0
<b>2015 totals:</b>	<b>3-10*</b>	<b>56</b>	<b>419</b>	<b>7.5</b>	<b>2</b>	

\* games started

# PLAYER BIOS

59

## ARTHUR BROWN



LINEBACKER

6-4 240 LBS.

KANSAS STATE

BORN JUNE 17, 1990

WICHITA, KANSAS

ACQ: WAIVERS (BALTIMORE) 2016

EXP: 4TH YEAR

### TRANSACTIONS

Originally selected by Baltimore in the second round (56th overall) of the 2013 NFL Draft ... Waived on 9/3/16 ... Claimed off waivers by Jacksonville on 9/4/16

### PRO (Games played/started - 36/0)

• Fourth-year LB has played in 36 games in Baltimore and Jacksonville and tallied 12 tackles (eight solo), 0.5 sacks and forced one fumble

### 2016 (w/ JAX - 2/0)

- 9/11 vs. G.B.: Saw action on special teams
- 9/18 at S.D.: Saw action on special teams and one snap at LB

### 2015 (w/ BAL - 16/0)

Saw action in all 16 games, tallying two special teams tackles

### 2014 (w/ BAL - 4/0)

Played in four games, competing on special teams in each contest before being placed on injured reserve on 1/2/15

### 2013 (w/ BAL 14/0)

Finished with 12 tackles (eight solo), a half-sack and one forced fumble

- 12/8 vs. MIN: Recorded two tackles and his first career forced fumble
- 11/10 vs. CIN: Produced a career-high four tackles

### COLLEGE (at Kansas State, 2010-12; at Miami Fla., 2008-09)

• Led team with 100 tackles (65 solo), adding four passes defended, two interceptions and one fumble recovery to earn all Big 12 and multiple first-team All-American accolades as a senior in 2012

• Selected as the conference's defensive player of the year by league coaches en route to an 11-2 overall record and Big 12 Championship title in 2012

• Recorded a team-leading 101 tackles, two sacks, one interception and two passes defended en route to earning first-team All-Big 12 honors and conference defensive newcomer of the year

• Transferred to Kansas State after two seasons at Miami (Fla.)

### PERSONAL

• Brother, Bryce, who was a running back at Kansas State, played for Seattle in 2015 after being selected by Philadelphia in the seventh round of the 2012 NFL Draft

• Attended Wichita State (Kan.) High School, where he posted 151 tackles and 10 sacks as a senior

### REGULAR SEASON CAREER STATISTICS

YEAR	TEAM	GP/GS	TKL	SOLO	ASST	ST	SACKS	FF	FR	PD	TFL
2013	BAL	14/0	12	8	4	3	0.5	1	0	0	0
2014	BAL	4/0	0	0	0	0	0.0	0	0	0	0
2015	BAL	16/0	0	0	0	2	0.0	0	0	0	0
2016	JAX	2/0	0	0	0	0	0.0	0	0	0	0
NFL totals: 4 yrs.		36/0	12	8	4	5	0.5	1	0	0	0

### 2016 GAME-BY-GAME STATISTICS

DATE	OPP	TKL	SOLO	ASST	ST	SACKS	FF	FR	PD	TFL
09/11	vs. Green Bay	0	0	0	0	0.0	0	0	0	0
09/18	at San Diego	0	0	0	0	0.0	0	0	0	0
09/25	vs. Baltimore									
10/02	vs. Indianapolis									
	BYE WEEK									
10/16	at Chicago									
10/23	vs. Oakland									
10/27	at Tennessee									
11/06	at Kansas City									
11/13	vs. Houston									
11/20	at Detroit									
11/27	at Buffalo									
12/04	vs. Denver									
12/11	vs. Minnesota									
12/18	at Houston									
12/24	vs. Tennessee									
01/01	at Indianapolis									
2016 totals:		0	0	0	0	0.0	0	0	0	0



# PLAYER BIOS

60

## A.J. CANN

GUARD

6-3 315 LBS.

SOUTH CAROLINA

BORN OCTOBER 3, 1991

BAMBERG, SOUTH CAROLINA

ACQ: 3RD ROUND OF 2015 DRAFT (67TH)

EXP: 2ND YEAR



### TRANSACTIONS

Originally drafted by Jacksonville in third round (67th overall) in 2015 draft

### PRO (Games played/started - 17/15)

- Second-year G has started 15 of 17 games played, emerging as a starter in Week 4 of the 2015 season
- Highest drafted player from the University of South Carolina by the Jaguars

### 2016 (w/ JAX - 2/2)

- **9/11 at G.B.:** Started the team's season opener at RG
- **9/18 at S.D.:** Started at RG

### 2015 (w/ JAX - 15/13)

Rookie offensive lineman started 13 games at RG

- **10/4 at IND:** Made his first career start at RG, helping fellow rookie RB T.J. Yeldon rush for 100+ yards
- **10/25 vs. BUF:** Started at RG, helping RB T.J. Yeldon rush for a season-high 115 yards
- **12/13 vs. IND:** Started at RG, helping the Jaguars rush for a season-high 154 yards

### COLLEGE (at South Carolina, 2010-15)

- Four-year starter, starting in 51 games, the second-most in school history (T.J. Johnson, 53)
- Three-time member of the SEC Fall Academic Honor Roll
- In 2014, named first-team All-America by Sporting News, ESPN.com and CBSsportsline.com, was a second-team All-American by Walter Camp, Associated Press and Sports Illustrated, and a third-team selection by College Sports Madness
- Earned first team All-SEC honors by the coaches and ESPN.com and was a second-team pick by the AP
- In 2013, voted a permanent team captain as a junior
- Majored in African American studies

### PERSONAL

- Played on both sides of the ball for Head Coach Kevin Crosby at Bamberg-Ehrhardt (S.C.) High School
- Graded out at 96 percent with 60 knockdown blocks as an offensive tackle
- Did not give up a sack
- A.J. Cann's given name is Aaron
- Twitter handle is @AJCann50

# PLAYER BIOS

## 37 JOHNATHAN CYPRIEN

SAFETY

6-0 223 LBS.

FLORIDA INTERNATIONAL

BORN JULY 29, 1990

NORTH MIAMI BEACH, FLORIDA

ACQ: 2ND ROUND OF 2013 DRAFT (33RD)

EXP: 4TH YEAR



### TRANSACTIONS

Originally drafted by Jacksonville in the second round (33rd overall) of the 2013 draft.

### PRO (Games played/started - 46/46)

- 2013 second-round pick has started 46 games in his first three seasons
- Career totals include 333 tackles (250 solo), three forced fumbles, two fumble recoveries, two INTs, three QB pressures, 11 passes defended and one sack
- Added six special teams tackles
- Third-highest drafted safety in team history behind **Reggie Nelson** (1st round, 21st overall, 2007) and **Donovin Darius** (1st round, 25th overall, 1998)

### 2016 (w/ JAX - 2/2)

- **9/11 vs. G.B.:** Started the team's season opener at SS and led the team with nine solo tackles
- **9/18 at S.D.:** Started at SS and made seven tackles (five solo) ... Recovered a fumble caused by rookie DE **Yannick Ngakoue**'s strip-sack in the second quarter

### 2015 (w/ JAX - 14/14)

Started 14 games at SS and finished with 107 tackles (77 solo), two passes defended, one interception, one tackle for loss, one forced fumble and one fumble recovery

- **9/13 vs. CAR:** Made four stops (three solo) in season debut
- **10/4 at IND:** Returned from injury and made his second start of the season, tallying a team-high 14 tackles (11 solo) and his first career fumble recovery
- **10/25 vs. BUF:** Made seven tackles (seven solo) and recorded a forced fumble that was recovered by S Josh Evans at the Jacksonville 4-yard line
- **11/8 at NYJ:** Made 13 tackles (seven solo), including two tackles for loss and one pass defended
- **12/6 at TEN:** Started at SS and made 11 tackles (seven solo)
- **12/13 vs. IND:** Started at SS and made six tackles (two solo) ... Added one pass defended and one INT, which he returned 48 yards to the Indianapolis 1-yard line
- **12/27 at N.O.:** Tied for the team lead with nine tackles (seven solo) in his 43rd start at SS
- **1/3 at HOU:** Started at SS and finished with a team-high 14 tackles (six solo)

### 2014 (w/ JAX - 15/15)

Led team in 2014 with a career-high 111 tackles, the third-most among NFL DBs ... Started 15 games at SS and registered a team-high 111 tackles (77 solo) along with four passes defended, five tackles for loss and three special teams tackles ... His 111 tackles ranked as third-most among NFL defensive backs

- **9/21 vs. IND:** Returned to action and tallied seven tackles (three solo)
- **10/5 vs. PIT:** Tallied 10 tackles (eight solo) and added one special teams tackle
- **10/12 at TEN:** Registered a career-high 14 tackles (11 solo) along with one tackle for loss and one pass defended. Added one special teams tackle
- **10/26 vs. MIA:** Led team with nine solo tackle
- **11/9 vs. DAL:** Tied for team-lead with five tackles
- **11/23 at IND:** Made eight tackles (four solo) with one for a loss
- **12/14 at BAL:** Had a team-high nine tackles (four solo) and added one pass defended
- **12/28 at HOU:** Produced 11 tackles (seven solo) and two tackles for loss

### 2013 (w/ JAX - 15/15)

Started 15 games at SS as a rookie ... Ranked second on the team with 98 tackles (82 solo) along with two forced fumbles, one INT, one sack, six passes defended, three QB hits and one tackle for loss

- **9/8 vs. KC:** Made NFL debut with start at SS and produced three solo tackles and one QB hit
- **9/15 at OAK:** Led secondary with a career-high eight tackles and forced a fumble of RB **Darren McFadden** in the fourth quarter that was recovered by S **Dwight Lowery**
- **9/22 at SEA:** Stripped QB **Russell Wilson** in the second quarter, forcing a fumble that was recovered by DT **Brandon Deaderick** ... Marked first career sack and second consecutive game with a forced fumble
- **10/6 at STL:** Led team with a career-high 12 tackles, all solo
- **11/17 vs. ARI:** Posted a team-high eight tackles (all solo)
- **11/24 at HOU:** Finished with six tackles (four solo) and a season-high two passes defended
- **12/1 at CLE:** Made first career INT, picking off **Brandon Weeden** in the second quarter ... Added nine tackles, one pass defended and one special teams tackle
- **12/5 vs. HOU:** Posted his second double-digit tackle game of the season, finishing with 10 tackles (seven solo) ... Added one special teams tackle
- **12/29 at IND:** Led team with three passes defended and added six solo tackles

### COLLEGE (at Florida International, 2009-12)

- Four-year letterman
- Appeared in 50 career games, starting the final 45
- Career totals include a school-record 365 tackles, 22 passes defended, 13.5 tackles for a loss, seven INTs (one returned for a TD), a school-record six forced fumbles, two fumble recoveries and one sack
- His 213 solo tackles ranked fifth overall (second among DBs) among active NCAA FBS players
- First-team All-Sun Belt Conference selection
- Majored in physical therapy

### PERSONAL

- Attended North Miami Beach (Fla.) High School
- Team captain as a senior
- Played both SS and WR
- Honor Roll student
- Son of Roselaure and Kennel Cyprien
- One of five children



### REGULAR SEASON CAREER STATISTICS

YEAR	TEAM	GP/GS	TKL	SOLO	ASST	SACKS	FF	FR	PD	INT
2013	JAX	15/15	98	82	16	1.0	2	0	6	1
2014	JAX	15/15	111*	77	34	0.0	0	0	3	0
2015	JAX	14/14	107	77	30	0.0	1	1	2	1
2016	JAX	2/2	16	14	2	0.0	0	1	0	0
<b>NFL totals: 4 yrs.</b>		<b>46/46</b>	<b>333</b>	<b>250</b>	<b>82</b>	<b>1.0</b>	<b>3</b>	<b>2</b>	<b>11</b>	<b>2</b>

\* led team



### CAREER HIGHS

	GAME	SEASON
<b>Tackles:</b>	14 (two times, last: 10/4/15)	111 (2014)
<b>Sacks:</b>	1.0 (9/22/13 at SEA)	1.0 (2013)
<b>Interceptions:</b>	1 (two times, last: 12/13/15 vs. IND)	1 (2013 & 2015)
<b>Passes defended:</b>	3 (12/29/13 at IND)	6 (2013)
<b>Forced fumbles:</b>	1 (three times, last: 10/25/15 vs. BUF)	2 (2013)
<b>Fumble recoveries:</b>	1 (two times, last: 9/18/16 at S.D.)	1 (2015 & 2016)



### 2016 GAME-BY-GAME STATISTICS

DATE	OPP	TKL	SOLO	ASST	ST	SACKS	FF	FR	PD	TFL
09/11	vs. Green Bay	9	9	0	0	0.0	0	0	0	0
09/18	at San Diego	7	5	2	0	0.0	0	1	0	0
09/25	vs. Baltimore									
10/02	vs. Indianapolis									
	BYE WEEK									
10/16	at Chicago									
10/23	vs. Oakland									
10/27	at Tennessee									
11/06	at Kansas City									
11/13	vs. Houston									
11/20	at Detroit									
11/27	at Buffalo									
12/04	vs. Denver									
12/11	vs. Minnesota									
12/18	at Houston									
12/24	vs. Tennessee									
01/01	at Indianapolis									
<b>2016 totals:</b>		<b>16</b>	<b>14</b>	<b>2</b>	<b>0</b>	<b>0.0</b>	<b>0</b>	<b>1</b>	<b>0</b>	<b>0</b>



### 2015 GAME-BY-GAME STATISTICS

DATE	OPP	TKL	SOLO	ASST	SACKS	FF	FR	PD	INT
09/13	vs. Carolina	4	3	1	0.0	0	0	0	0
09/20	vs. Miami				ina				
09/27	at New England				ina				
10/04	at Indianapolis	14	11	3	0.0	0	1	0	0
10/11	at Tampa Bay	5	4	1	0.0	0	0	0	0
10/18	vs. Houston	4	4	0	0.0	0	0	0	0
10/25	vs. Buffalo	7	7	0	0.0	1	0	0	0
	BYE WEEK								
11/08	at N.Y. Jets	13	7	6	0.0	0	0	1	0
11/15	at Baltimore	7	5	2	0.0	0	0	0	0
11/19	vs. Tennessee	7	7	0	0.0	0	0	0	0
11/29	vs. San Diego	3	3	0	0.0	0	0	0	0
12/06	at Tennessee	11	7	4	0.0	0	0	0	0
12/13	vs. Indianapolis	6	2	4	0.0	0	0	1	1
12/20	vs. Atlanta	5	5	0	0.0	0	0	0	0
12/27	at New Orleans	9	7	2	0.0	0	0	0	0
01/03	at Houston	14	6	8	0.0	0	0	0	0
<b>2015 totals:</b>		<b>107</b>	<b>77</b>	<b>30</b>	<b>0.0</b>	<b>1</b>	<b>1</b>	<b>2</b>	<b>1</b>

# PLAYER BIOS



## 2014 GAME-BY-GAME STATISTICS

DATE	OPP	TKL	SOLO	ASST	SACKS	FF	FR	PD	INT
09/07	at Philadelphia	0	0	0	0.0	0	0	0	0
09/14	at Washington				ina				
09/21	vs. Indianapolis	7	3	4	0.0	0	0	0	0
09/28	at San Diego	6	4	2	0.0	0	0	0	0
10/05	vs. Pittsburgh	10	8	2	0.0	0	0	0	0
10/12	at Tennessee	14	11	3	0.0	0	0	1	0
10/19	vs. Cleveland	4	4	0	0.0	0	0	0	0
10/26	vs. Miami	9	9	0	0.0	0	0	0	0
11/02	at Cincinnati	9	4	5	0.0	0	0	0	0
11/09	vs. Dallas	5	5	0	0.0	0	0	0	0
	BYE WEEK								
11/23	at Indianapolis	8	4	4	0.0	0	0	0	0
11/30	vs. N.Y. Giants	7	6	1	0.0	0	0	0	0
12/07	vs. Houston	8	5	3	0.0	0	0	0	0
12/14	at Baltimore	9	4	5	0.0	0	0	0	0
12/18	vs. Tennessee	4	3	1	0.0	0	0	0	0
12/28	at Houston	11	7	4	0.0	0	0	0	0
<b>2014 totals:</b>		<b>111</b>	<b>77</b>	<b>34</b>	<b>0.0</b>	<b>0</b>	<b>0</b>	<b>3</b>	<b>0</b>



## 2013 GAME-BY-GAME STATISTICS

DATE	OPP	TKL	SOLO	ASST	SACKS	FF	FR	PD	INT
09/08	vs. Kansas City	3	3	0	0.0	0	0	0	0
09/15	at Oakland	8	7	1	0.0	1	0	0	0
09/22	at Seattle	7	3	4	1.0	1	0	0	0
09/29	vs. Indianapolis	5	4	1	0.0	0	0	0	0
10/06	at St. Louis	12	12	0	0.0	0	0	0	0
10/13	at Denver	5	5	0	0.0	0	0	0	0
10/20	vs. San Diego	5	4	1	0.0	0	0	0	0
10/27	vs. San Francisco	2	2	0	0.0	0	0	0	0
	BYE WEEK								
11/10	at Tennessee	3	2	1	0.0	0	0	0	0
11/17	vs. Arizona	8	8	0	0.0	0	0	0	0
11/24	at Houston	6	4	2	0.0	0	0	2	0
12/01	at Cleveland	9	8	1	0.0	0	0	1	1
12/05	vs. Houston	10	7	3	0.0	0	0	0	0
12/15	vs. Buffalo				ina				
12/22	vs. Tennessee	9	7	2	0.0	0	0	0	0
12/29	at Indianapolis	6	6	0	0.0	0	0	3	0
<b>2013 totals:</b>		<b>98</b>	<b>82</b>	<b>16</b>	<b>1.0</b>	<b>2</b>	<b>0</b>	<b>6</b>	<b>1</b>

# PLAYER BIOS

61

## SHELDON DAY



DEFENSIVE TACKLE

6-1 293 LBS.

NOTRE DAME

BORN JULY 1, 1994

INDIANAPOLIS, INDIANA

ACQ: 4TH ROUND OF 2016 DRAFT (103RD)

EXP: ROOKIE

### TRANSACTIONS

- Originally drafted by Jacksonville in the fourth round (103rd overall) of the 2016 NFL Draft

### PRO (Games played/started - 2/0)

Rookie DT who made his rookie debut in the team's season opener

### 2016 (w/ JAX - 2/0)

- 9/11 vs. G.B.:** Made his Jaguars debut and played seven snaps at DT and one on special teams
- 9/18 at S.D.:** Saw action at DT and on special teams

### COLLEGE (at Notre Dame, 2012-15)

As a senior, named season-long captain at the end of camp ... Registered 45 tackles (33 solo), 15.5 tackles for loss, 4.0 sacks, four passes defended and two forced fumbles ... His 15.5 tackles for loss were the most by a Notre Dame player since **Derek Landri** in 2006 ... Recorded at least one tackle for loss in 11 of the team's 13 games ... As a junior, registered 40 tackles (24 solo), 7.5 tackles for loss, one sack, nine quarterback hurries, two passes defended and two fumble recoveries ... Played in all 13 games as a true freshman

### PERSONAL

- Son of David Day and Carol Boyd
- Attended Warren Central (Indianapolis) High School
- Second-team selection on SI.com High School All-America team
- Ranked the sixth-best defensive tackle in the country and the 50th-best player in his class by Scout.com
- Runner-up for 2011 Indiana Mr. Football award as chosen by the Indiana Football Coaches Association
- Made 55 tackles, 12 for loss, nine sacks, 12 quarterback pressures and two fumble recoveries as a senior

### REGULAR SEASON CAREER STATISTICS

YEAR	TEAM	GP/GS	TKL	SOLO	ASST	ST	SACKS	FF	FR	PD	TFL
2016	JAX	2/0	0	0	0	0	0	0	0	0	0
<b>NFL totals: 1 yr.</b>		<b>2/0</b>	<b>0</b>	<b>0</b>	<b>0</b>	<b>0</b>	<b>0</b>	<b>0</b>	<b>0</b>	<b>0</b>	<b>0</b>

### 2016 GAME-BY-GAME STATISTICS

DATE	OPP	TKL	SOLO	ASST	ST	SACKS	FF	FR	PD	TFL
09/11	vs. Green Bay	0	0	0	0	0.0	0	0	0	0
09/18	at San Diego	0	0	0	0	0.0	0	0	0	0
09/25	vs. Baltimore									
10/02	vs. Indianapolis									
	BYE WEEK									
10/16	at Chicago									
10/23	vs. Oakland									
10/27	at Tennessee									
11/06	at Kansas City									
11/13	vs. Houston									
11/20	at Detroit									
11/27	at Buffalo									
12/04	vs. Denver									
12/11	vs. Minnesota									
12/18	at Houston									
12/24	vs. Tennessee									
01/01	at Indianapolis									
<b>2016 totals:</b>		<b>0</b>	<b>0</b>	<b>0</b>	<b>0</b>	<b>0.0</b>	<b>0</b>	<b>0</b>	<b>0</b>	<b>0</b>

# PLAYER BIOS

## 56 DANTE FOWLER JR.

DEFENSIVE END

6-3 266 LBS.

FLORIDA

BORN AUGUST 3, 1994

ST. PETERSBURG, FLORIDA

ACQ: 1ST ROUND OF 2015 DRAFT (3RD)

EXP: 2ND YEAR



### TRANSACTIONS

Originally drafted by Jacksonville in the first round (third overall) of the 2015 draft ...  
Placed on injured reserve on 8/29/15

### PRO (Games played/started - 2/1)

- First defensive player selected in the 2015 NFL Draft
- Second-highest defensive player drafted in Jaguars history (LB **Kevin Hardy** was selected 2nd overall in 1996)
- Joined RB **Fred Taylor** (9th, 1998), S **Reggie Nelson** (21st, 2007) and DE **Derrick Harvey** (8th, 2008) as the only players in franchise history to be drafted out of the University of Florida in the first round
- Joins Harvey as the only DEs selected in the first round in franchise history
- Ninth player selected by the Jaguars from the University of Florida, the most of any college/university in franchise history
- Became third Florida DE in last three years to be drafted in first round

### 2016 (w/ JAX - 2/1)

Made his NFL debut in the team's season opener

- **9/11 vs. G.B.:** Started at LEO and made three tackles (two solo) and one tackle for loss
- **9/18 at S.D.:** Recorded a career-high six tackles (five solo), including 2.0 sacks

### 2015 (w/ JAX - IR)

• Suffered a torn ACL on May 18, 2015 in Jaguars rookie mini-camp and was placed on IR on August 29, 2015

### COLLEGE (at Florida, 2012-14)

- Declared for the NFL Draft following his junior season
- Played in 37 games with 25 starts
- Career totals included 140 tackles (73 solo), 34 tackles for loss, 14.5 sacks, five forced fumbles, two fumble recoveries and two passes defended
- Started the final 24 games of his career
- Served as a team captain his junior season and two games as a sophomore

### PERSONAL

- Attended Lakewood Senior (St. Petersburg, Fla.) High School, where he played for Head Coach Cory Moore
- A five-star prospect ranked as the No. 3 weakside defensive side and No. 28 recruit overall by Rivals.com
- Ranked in the Rivals100 national list (No. 28), as well as the ESPN 150 national list (No. 71)
- Named an Honorable Mention All-American by Sports Illustrated
- Also competed as a shot putter, recording a top-throw of 14.32 meters
- Son of Lanora and Dante Fowler Sr.
- Has one son, Dante Fowler III, who is three years old
- Has two younger brothers, Donterio and Cam'Ron
- Twitter handle is @DanteFowler

### REGULAR SEASON CAREER STATISTICS

YEAR	TEAM	GP/GS	TKL	SOLO	ASST	ST	SACKS	FF	FR	PD	TFL
2015	JAX					IR					
2016	JAX	2/1	9	7	2	0	2.0	0	0	0	3
<b>NFL totals: 2 yrs.</b>		<b>2/1</b>	<b>9</b>	<b>7</b>	<b>2</b>	<b>0</b>	<b>2.0</b>	<b>0</b>	<b>0</b>	<b>0</b>	<b>3</b>

### 2016 GAME-BY-GAME STATISTICS

DATE	OPP	TKL	SOLO	ASST	ST	SACKS	FF	FR	PD	TFL
09/11	vs. Green Bay	3	2	1	0	0.0	0	0	0	1
09/18	at San Diego	6	5	1	0	2.0	0	0	0	2
09/25	vs. Baltimore									
10/02	vs. Indianapolis									
	BYE WEEK									
10/16	at Chicago									
10/23	vs. Oakland									
10/27	at Tennessee									
11/06	at Kansas City									
11/13	vs. Houston									
11/20	at Detroit									
11/27	at Buffalo									
12/04	vs. Denver									
12/11	vs. Minnesota									
12/18	at Houston									
12/24	vs. Tennessee									
01/01	at Indianapolis									
<b>2016 totals:</b>		<b>9</b>	<b>7</b>	<b>2</b>	<b>0</b>	<b>2.0</b>	<b>0</b>	<b>0</b>	<b>0</b>	<b>3</b>



# PLAYER BIOS

39

## TASHAUN GIPSON

DEFENSIVE BACK

5-11 205 LBS.

WYOMING

BORN AUGUST 7, 1990

DALLAS, TEXAS

ACQ: UFA (CLEVELAND) 2016

EXP: 5TH YEAR



### TRANSACTIONS

Originally signed by Cleveland as an undrafted free agent on 5/9/12 ... Signed by Jacksonville as an unrestricted free agent on 3/10/16

### PRO (Games played/started - 52/44, 0/0)

• Earned first career Pro Bowl selection in 2014 after finishing second in NFL with six interceptions

### 2016 (w/ JAX - 2/2)

Made his Jaguars debut during the team's season opener

- **9/11 vs. G.B.:** Started at FS and made three solo tackles
- **9/18 at S.D.:** Started at FS and made three solo tackles

### 2015 (w/ CLE - 13/13, 0/0)

Started 13 games, marking the third consecutive season in which he made 10-plus starts for the Browns ... Finished with 60 tackles (42 solo), two interceptions and two passes defended ... Tackle total was his highest since registering 105 stops in 2013 ... Has recorded an interception in all four NFL seasons, including two-plus interceptions in three straight years

- **9/13 at NYJ:** Totaled five tackles (three solo) and his first interception of the season, which came against Jets QB **Ryan Fitzpatrick** in the second quarter
- **9/20 vs. TEN:** Had eight tackles (five solo), his second-highest total in 2015
- **11/1 vs. ARI:** Produced one solo (tackle) and intercepted Cardinals QB **Carson Palmer** in the third quarter
- **12/20 at SEA:** Tallied a season-high nine tackles (five solo)

### 2014 (w/ CLE - 11/11, 0/0)

Selected to first Pro Bowl ... Started all 11 games at free safety and added 52 tackles, eight passes defended, six interceptions, one forced fumble and one interception-return TD ... Finished second in the NFL with career-high six interceptions, despite missing final five games ... Interception total led the team and were the most by a Browns player since 2010 ... Became the first player to lead the Browns in interceptions in consecutive years since **Earl Little** from 2002-03 ... Helped Cleveland finish first in the NFL in opponent passer rating (74.1) and passes defended (99)

- **9/14 vs. N.O.:** During 26-24 victory, registered eight tackles and one interception, returning it for a career-long 62-yard TD
- **10/19 at JAX:** Earned second career multiple-interception game, picking off Jaguars QB **Blake Bortles** twice
- **10/26 vs. OAK:** After Raiders shifted out of initial FG formation picked off Raiders QB **Matt Schaub** and returned it 35 yards
- **11/2 vs. T.B.:** Picked off Buccaneers QB **Mike Glennon** in end zone to thwart Tampa Bay scoring threat
- **11/6 at CIN:** In 24-3 primetime win, recorded three tackles, one pass defended and one forced fumble ... Member of Browns defense that limited Bengals to 79 net passing yards, second fewest by an NFL team in 2014
- **11/23 at ATL:** Sustained knee injury in fourth quarter and was placed on injured reserve on 12/20

### 2013 (w/ CLE - 16/15, 0/0)

Started 15 of 16 games at free safety ... Totaled 105 tackles, five interceptions, his first career interception-return TD and 14 passes defended

- **9/8 vs. MIA:** Intercepted Dolphins QB **Ryan Tannehill** and returned it 29 yards
- **10/13 vs. DET:** Intercepted Lions QB **Matthew Stafford** in end zone, returning it 35 yards ... Added eight tackles
- **10/20 at G.B.:** Amassed a career-high 11 tackles and added one pass defended
- **12/15 vs. CHI:** Registered first multiple-interception game (two) and first interception-return TD ... In second quarter, grabbed his second interception of the game, returning it 44 yards

### 2012 (w/ CLE - 10/3, 0/0)

Appeared in 10 contests, with three starts ... Registered 29 tackles, one interception and one pass defended ... Also accounted for four stops on special teams

- **12/9 vs. K.C.:** Recorded his first career interception

### COLLEGE (at Wyoming, 2008-11)

- Four-year starter at the University of Wyoming and started all 50 career games
- Notched nine career interceptions, which ranked tied for fourth in school history
- As a senior, recorded 95 tackles and three interceptions
- Played 38 games at Wyoming in the same defensive backfield as his brother, Marcell, one of the primary reasons he chose to attend the school
- Graduated with a degree in communications after finishing his course work during

the offseason in 2015

### PERSONAL

- First name is pronounced tuh-SHAWN
- Has a son, Tashaun Jr., and daughter, Nala
- His father and all three brothers played Division I football, including his brother, Marcell, who was originally signed by the Minnesota Vikings as an undrafted free agent in 2011 ... His father played football at Arizona State
- One of six children
- Attended Kimball High School in Dallas, Texas
- Received all-state honorable mention laurels ... Named the 4A District 14 Dallas City League MVP and earned first-team all-district honors both as a cornerback and as a returner during his senior season
- Also lettered in basketball and track
- Aspires to start an Alzheimer's awareness charity, as the disease has affected his family .. Works to help youth and provide them gifts during the holiday season
- Twitter handle is @Gipson\_duos24



### REGULAR SEASON CAREER STATISTICS

YEAR	TEAM	GP/GS	TKL	SOLO	ASST	INT	SACKS	FF	FR	PD
2012	CLE	10/3	29	23	6	1	0.0	0	0	1
2013	CLE	16/15	105	82	23	5	0.0	0	0	14
2014	CLE	11/11	52	28	24	6	0.0	1	0	8
2015	CLE	13/13	60	42	18	2	0.0	0	0	2
2016	JAX	2/2	6	6	0	0	0.0	0	0	0
<b>NFL totals: 4 yrs.</b>		<b>52/44</b>	<b>252</b>	<b>181</b>	<b>71</b>	<b>14</b>	<b>0.0</b>	<b>1</b>	<b>0</b>	<b>25</b>



### CAREER HIGHS

	GAME	SEASON
<b>Tackles:</b>	11 (10/20/13 at G.B.)	95 (2013)
<b>Interceptions:</b>	2 (twice, last: 10/19/14 at JAX)	6 (2014)
<b>Forced fumbles:</b>	1 (11/6/14 at CIN)	1 (2014)
<b>Passes defended:</b>	4 (9/29/13 vs. CIN)	11 (2013)



### 2016 GAME-BY-GAME STATISTICS

DATE	OPP.	TKL	SOLO	ASST	INT	SACKS	FF	FR	PD
09/11	vs. Green Bay	3	3	0	0	0.0	0	0	0
09/18	at San Diego	3	3	0	0	0.0	0	0	0
09/25	vs. Baltimore								
10/02	vs. Indianapolis								
	BYE WEEK								
10/16	at Chicago								
10/23	vs. Oakland								
10/27	at Tennessee								
11/06	at Kansas City								
11/13	vs. Houston								
11/20	at Detroit								
11/27	at Buffalo								
12/04	vs. Denver								
12/11	vs. Minnesota								
12/18	at Houston								
12/24	vs. Tennessee								
01/01	at Indianapolis								
<b>2016 totals:</b>		<b>6</b>	<b>6</b>	<b>0</b>	<b>0</b>	<b>0.0</b>	<b>0</b>	<b>0</b>	<b>0</b>



### 2015 GAME-BY-GAME STATISTICS

DATE	OPP.	TKL	SOLO	ASST	INT	SACKS	FF	FR	PD
09/13	at N.Y. Jets	5	2	3	1	0.0	0	0	1
09/20	vs. Tennessee	8	5	3	0	0.0	0	0	0
09/27	vs. Oakland	6	3	3	0	0.0	0	0	0
10/04	at San Diego	4	3	1	0	0.0	0	0	0
10/11	at Baltimore					ina			
10/18	vs. Denver					ina			
10/25	at St. Louis					ina			
11/01	vs. Arizona	1	1	0	1	0.0	0	0	1
11/05	at Cincinnati	4	3	1	0	0.0	0	0	0
11/15	at Pittsburgh	4	3	1	0	0.0	0	0	0
	BYE WEEK								
11/30	vs. Baltimore	6	6	0	0	0.0	0	0	0
12/06	vs. Cincinnati	6	4	2	0	0.0	0	0	0
12/13	vs. San Francisco	1	1	0	0	0.0	0	0	0
12/20	at Seattle	9	5	4	0	0.0	0	0	0
12/27	at Kansas City	3	3	0	0	0.0	0	0	0
01/03	vs. Pittsburgh	3	3	0	0	0.0	0	0	0
<b>2015 totals:</b>		<b>60</b>	<b>42</b>	<b>18</b>	<b>2</b>	<b>0.0</b>	<b>0</b>	<b>2</b>	<b>2</b>

# PLAYER BIOS



## 2014 GAME-BY-GAME STATISTICS

DATE	OPP.	TKL	SOLO	ASST	INT	SACKS	FF	FR	PD
09/07	at Pittsburgh	2	2	0	0	0.0	0	0	0
09/14	vs. New Orleans	8	3	5	1	0.0	0	0	1
09/21	vs. Baltimore	5	3	2	1	0.0	0	0	1
BYE WEEK									
10/05	at Tennessee	4	3	1	0	0.0	0	0	1
10/12	vs. Pittsburgh	9	4	5	0	0.0	0	0	0
10/19	at Jacksonville	4	3	1	2	0.0	0	0	2
10/26	vs. Oakland	2	2	0	1	0.0	0	0	1
11/02	vs. Tampa Bay	5	3	2	1	0.0	0	0	1
11/06	at Cincinnati	3	1	2	0	0.0	0	0	1
11/16	vs. Houston	7	2	5	0	0.0	0	0	0
11/23	at Atlanta	3	2	1	0	0.0	0	0	0
11/30	at Buffalo					ina			
12/07	vs. Indianapolis					ina			
12/14	vs. Cincinnati					ina			
12/21	at Carolina					IR			
12/28	at Baltimore					IR			
<b>2014 totals:</b>		<b>52</b>	<b>28</b>	<b>25</b>	<b>6</b>	<b>0.0</b>	<b>1</b>	<b>0</b>	<b>8</b>



## 2013 GAME-BY-GAME STATISTICS

DATE	OPP.	TKL	SOLO	ASST	INT	SACKS	FF	FR	PD
09/08	vs. Miami	5	3	2	1	0.0	0	0	1
09/15	at Baltimore	8	6	2	0	0.0	0	0	0
09/22	at Minnesota	6	4	2	0	0.0	0	0	2
09/29	vs. Cincinnati	7	5	2	0	0.0	0	0	4
10/03	vs. Buffalo	6	6	0	0	0.0	0	0	1
10/13	vs. Detroit	8	7	1	1	0.0	0	0	1
10/20	at Green Bay	11	8	3	0	0.0	0	0	1
10/27	at Kansas City	10	9	1	0	0.0	0	0	0
11/03	vs. Baltimore	1	1	0	0	0.0	0	0	1
11/17	at Cincinnati	5	5	0	0	0.0	0	0	0
11/24	vs. Pittsburgh	4	3	1	0	0.0	0	0	0
12/01	vs. Jacksonville	6	4	2	0	0.0	0	0	0
12/08	at New England	7	4	3	0	0.0	0	0	0
12/15	vs. Chicago	8	8	0	2	0.0	0	0	2
12/22	at N.Y. Jets	7	6	1	0	0.0	0	0	0
12/29	at Pittsburgh	6	3	3	1	0.0	0	0	1
<b>2013 totals:</b>		<b>105</b>	<b>82</b>	<b>23</b>	<b>5</b>	<b>0.0</b>	<b>0</b>	<b>0</b>	<b>14</b>



## 2012 GAME-BY-GAME STATISTICS

DATE	OPP.	TKL	SOLO	ASST	INT	SACKS	FF	FR	PD
09/09	vs. Philadelphia	0	0	0	0	0.0	0	0	0
09/16	at Cincinnati	0	0	0	0	0.0	0	0	0
09/23	vs. Buffalo	4	3	1	0	0.0	0	0	0
09/27	at Baltimore	2	1	1	0	0.0	0	0	0
10/07	at N.Y. Giants					ina			
10/14	vs. Cincinnati					ina			
10/21	at Indianapolis					ina			
10/28	vs. San Diego					ina			
11/04	vs. Baltimore					ina			
BYE WEEK									
11/18	at Dallas	2	1	1	0	0.0	0	0	0
11/25	vs. Pittsburgh	2	2	0	0	0.0	0	0	0
12/02	at Oakland	8	7	1	0	0.0	0	0	0
12/09	vs. Kansas City	2	1	1	1	0.0	0	0	1
12/16	vs. Washington	3	3	0	0	0.0	0	0	0
12/23	at Denver					ina			
12/30	at Pittsburgh	6	5	1	0	0.0	0	0	0
<b>2012 totals:</b>		<b>29</b>	<b>23</b>	<b>6</b>	<b>1</b>	<b>0.0</b>	<b>0</b>	<b>0</b>	<b>1</b>

# PLAYER BIOS

30

## COREY GRANT



RUNNING BACK  
5-11 205 LBS.

AUBURN  
BORN DECEMBER 19, 1991  
OPELIKA, ALABAMA  
ACQ: FREE AGENT 2015  
EXP: 2ND YEAR

### TRANSACTIONS

Originally signed by Jacksonville as an undrafted rookie free agent on 5/8/15 ... Placed on injured reserve on 10/20/15

### PRO (Games played/started - 8/0)

• Second-year RB and kick returner has played in eight games

### 2016 (w/ JAX - 2/0)

- **9/11 vs. G.B.:** Posted two kick returns for 51 yards (25.5 avg.), including a long of 32
- **9/18 at S.D.:** Posted his first career touchdown, a 15-yard reception in the fourth quarter ... Returned three kicks for 67 yards (22.3 avg.)

### 2015 (w/ JAX - 6/0)

Undrafted RB who had six carries for two yards and two receptions for 13 yards during his rookie campaign ... Returned eight kicks for 220 yards (27.5 avg.) ... Season cut short due to a hip injury that placed him on IR

- **9/13 vs. CAR:** Recorded one kickoff return for 40 yards in NFL debut ... Also had one reception for five yards
- **9/20 vs. MIA:** Had two kickoff returns for 46 yards (23.0 avg.)
- **9/27 at N.E.:** Rushed twice for six yards (3.0 avg.) and returned two kicks for 41 yards (20.5 avg.), with a long of 24
- **10/11 at T.B.:** Returned three kicks for 93 yards (31.0 avg.), and long of 42

### COLLEGE (at Alabama, 2010; at Auburn, 2011-14)

- Finished his career with 1,040 rushing yards, becoming the 41st 1,000-yard career rusher in school history
- Scored 11 career TDs
- Ranks seventh in school history with a 24.48-yard kick return avg.
- After transferring to Auburn, sat out the 2011 season to satisfy NCAA rules
- Redshirted as a freshman at Alabama before deciding to transfer to Auburn
- Majored in physical activity and health education with a minor in sports coaching

### PERSONAL

- Attended Opelika High School in Opelika, Ala. where he played for Head Coach Brian Blackmon
- Rated a four-star prospect by Rivals.com and Scout.com
- Also starred on the school's track team and was a two-time Alabama 6A State 100-meter champion and winner of the 2009 200-meter championship
- Son of Deborah and Ike Grant
- Twitter handle is @CoreyGranttt

### REGULAR SEASON CAREER STATISTICS

YEAR	TEAM	RUSHING					RECEIVING				
		NO	YDS	AVG	LG	TD	NO	YDS	AVG	LG	TD
2015	JAX	6	2	0.3	11	0	2	13	6.5	8	0
2016	JAX	0	0	0.0	0	0	1	15	15.0	15t	1
<b>Career totals: 2 yrs.</b>		<b>6</b>	<b>2</b>	<b>0.3</b>	<b>11</b>	<b>0</b>	<b>3</b>	<b>28</b>	<b>9.3</b>	<b>15t</b>	<b>1</b>

YEAR	TEAM	KICK RETURNS				
		NO.	YDS	AVG.	LG	TD
2015	JAX	8	220	27.5	42	0
2016	JAX	5	118	23.6	32	0
<b>Career totals: 2 yrs.</b>		<b>8</b>	<b>220</b>	<b>27.5</b>	<b>42</b>	<b>0</b>

### CAREER HIGHS

	GAME	SEASON
<b>Rushes:</b>	2 (two times, last: 10/11/15 at T.B.)	6 (2015)
<b>Rushing yards:</b>	6 (9/27/15 at N.E.)	2 (2015)
<b>Longest rush:</b>	11 (10/11/15 at T.B.)	11 (2015)
<b>Receptions:</b>	1 (three times, last: 9/18/16 at S.D.)	2 (2015)
<b>Receiving yards:</b>	15 (9/18/16 at S.D.)	15 (2016)
<b>Receiving TDs:</b>	1 (9/18/16 at S.D.)	1 (2016)
<b>Longest reception:</b>	15 (9/18/16 at S.D.)	15 (2016)
<b>Kickoff returns:</b>	3 (10/11/15 at T.B.)	8 (2015)
<b>Kickoff return yds.:</b>	93 (10/11/15 at T.B.)	220 (2015)
<b>Longest kick return:</b>	42 (10/11/15 at T.B.)	42 (2015)

### 2016 GAME-BY-GAME STATISTICS

DATE	GAME	RUSHING					RECEIVING				
		NO	YDS	AVG	LG	TD	NO	YDS	AVG	LG	TD
09/11	vs. Green Bay	0	0	0.0	0	0	0	0	0.0	0	0
09/18	at San Diego	0	0	0.0	0	0	1	15	15.0	15t	1
09/25	vs. Baltimore										
10/02	vs. Indianapolis										
	BYE WEEK										
10/16	at Chicago										
10/23	vs. Oakland										
10/27	at Tennessee										
11/06	at Kansas City										
11/13	vs. Houston										
11/20	at Detroit										
11/27	at Buffalo										
12/04	vs. Denver										
12/11	vs. Minnesota										
12/18	at Houston										
12/24	vs. Tennessee										
01/01	at Indianapolis										
<b>2016 totals:</b>		<b>0</b>	<b>0</b>	<b>0.0</b>	<b>0</b>	<b>0</b>	<b>1</b>	<b>15</b>	<b>15.0</b>	<b>15t</b>	<b>1</b>

DATE	GAME	KICK RETURNS				
		NO.	YDS	AVG.	LG	TD
09/11	vs. Green Bay	2	51	25.5	32	0
09/18	at San Diego	3	67	22.3	24	0
09/25	vs. Baltimore					
10/02	vs. Indianapolis					
	BYE WEEK					
10/16	at Chicago					
10/23	vs. Oakland					
10/27	at Tennessee					
11/06	at Kansas City					
11/13	vs. Houston					
11/20	at Detroit					
11/27	at Buffalo					
12/04	vs. Denver					
12/11	vs. Minnesota					
12/18	at Houston					
12/24	vs. Tennessee					
01/01	at Indianapolis					
<b>2016 totals:</b>		<b>5</b>	<b>118</b>	<b>23.6</b>	<b>32</b>	<b>0</b>

# PLAYER BIOS



## 2015 GAME-BY-GAME STATISTICS

DATE	GAME	RUSHING					RECEIVING				
		NO	YDS	AVG	LG	TD	NO	YDS	AVG	LG	TD
09/13	vs. Carolina	0	0	0.0	0	0	1	5	5.0	5	0
09/20	vs. Miami	1	1	1.0	1	0	0	0	0.0	0	0
09/27	at New England	2	6	3.0	4	0	1	8	8.0	8	0
10/04	at Indianapolis	0	0	0.0	0	0	0	0	0.0	0	0
10/11	at Tampa Bay	2	-6	-3.0	11	0	0	0	0.0	0	0
10/18	vs. Houston	1	1	1.0	1	0	0	0	0.0	0	0
10/25	vs. Buffalo					IR					
	BYE WEEK										
11/08	at N.Y. Jets					IR					
11/15	at Baltimore					IR					
11/19	vs. Tennessee					IR					
11/29	vs. San Diego					IR					
12/06	at Tennessee					IR					
12/13	vs. Indianapolis					IR					
12/20	vs. Atlanta					IR					
12/27	at New Orleans					IR					
01/03	at Houston					IR					
<b>2015 totals:</b>		<b>6</b>	<b>2</b>	<b>0.3</b>	<b>11</b>	<b>0</b>	<b>2</b>	<b>13</b>	<b>6.5</b>	<b>8</b>	<b>0</b>


DATE	GAME	NO.	KICK RETURNS			
			YDS	AVG.	LG	TD
09/13	vs. Carolina	1	40	40.0	40	0
09/20	vs. Miami	2	46	23.0	24	0
09/27	at New England	2	41	20.5	24	0
10/04	at Indianapolis	0	0	0.0	0	0
10/11	at Tampa Bay	3	93	31.0	42	0
10/18	vs. Houston	0	0	0.0	0	0
10/25	vs. Buffalo					IR
	BYE WEEK					
11/08	at N.Y. Jets					IR
11/15	at Baltimore					IR
11/19	vs. Tennessee					IR
11/29	vs. San Diego					IR
12/06	at Tennessee					IR
12/13	vs. Indianapolis					IR
12/20	vs. Atlanta					IR
12/27	at New Orleans					IR
01/03	at Houston					IR
<b>2015 totals:</b>		<b>8</b>	<b>220</b>	<b>27.5</b>	<b>42</b>	<b>0</b>

# PLAYER BIOS

27

## DWAYNE GRATZ

CORNERBACK  
5-11 206 LBS.  
CONNECTICUT  
BORN MARCH 8, 1990  
PISCATAWAY, NEW JERSEY  
ACQ: 3RD ROUND OF 2013 DRAFT (64TH)  
EXP: 4TH YEAR



### TRANSACTIONS

Originally drafted by Jacksonville in the third round (64th overall) of the 2013 draft

### PRO (Games played/started - 39/25)

- 2013 third-round pick has played in 39 career games with 25 starts
- Career totals include 117 tackles (88 solo), two forced fumbles, three INTs and 13 passes defended

### 2016 (w/ JAX - 2/0)

- **9/11 vs. G.B.:** Played three snaps at CB and made one solo tackle
- **9/18 at S.D.:** Saw action at CB and made two solo tackles

### 2015 (w/ JAX - 12/4)

Saw action in 12 games with four starts ... Totaled 27 tackles (21 solo) and one pass defended

- **10/18 vs. HOU:** Started at CB and made one tackle (one solo)
- **10/25 vs. BUF:** Made his second consecutive start, making six tackles (four solo)
- **11/8 at NYJ:** Saw action at CB and on special teams ... Made his 100th career tackle
- **11/15 at BAL:** Saw action at CB and made three tackles (two solo)
- **11/29 vs. S.D.:** Started at DB, making four tackles (four solo), and on special teams
- **12/6 at TEN:** Started at RCB and made five tackles (four solo)

### 2014 (w/ JAX - 15/13)

Played in a career-high 15 games with 13 starts ... Registered a career-best 55 tackles (39 solo), nine passes defended, one INT and one tackle for loss ... Tied for second on club with two forced fumbles

- **9/21 vs. IND:** Posted a career-high seven tackles (six solo)
- **11/2 at CIN:** Started at CB and made six tackles (three solo) and one pass defended
- **11/23 at IND:** Started at CB and had his first career forced fumble. Added three tackles (two solo)
- **11/30 vs. NYG:** Started at CB and forced a fumble of TE **Larry Donnell** in the fourth quarter that was recovered by CB **Aaron Colvin** and returned for a TD
- **12/28 at HOU:** Started at CB and posted a team-high three passes defended ... Intercepted QB **Case Keenum** in the first quarter and returned it 55 yards for his first career TD ... Tied for the fifth-longest return in franchise history

### 2013 (w/ JAX - 10/8)

Played in 10 games as a rookie with eight starts ... Tied for the team lead with two INTs ... Finished with 32 tackles (26 solo) and three passes defended

- **9/8 vs. KC:** Made NFL debut with start at LCB and finished with three solo tackles ... Injured his ankle late in the second quarter and did not return ... Was inactive the next five games
- **11/10 at TEN:** Started at CB and had a season-high five tackles ... Registered his first career INT, picking off **Jake Locker** in the second quarter and returned it 17 yards
- **12/1 at CLE:** Recorded his second career INT with a pick of QB **Brandon Weeden** in the second quarter ... Added three solo tackles and a team-high two passes defended
- **12/5 vs. HOU:** Started at CB and matched season-high with five tackles (four solo)

### COLLEGE (at Connecticut, 2008-12)

- Four-year letterman that appeared in 50 games, including 39 starts
- Career totals include 189 tackles (141 solo), 30 passes defenses, 11 tackles for a loss, eight INTs, three forced fumbles and three fumble recoveries
- Ranked 23rd among active NCAA FBS players with eight INTs
- Redshirted as a freshman
- Sociology major

### PERSONAL

- Attended Piscataway (N.J.) High School
- Served as the team captain his senior year and garnered All-State and All-Region honors
- Played WR and CB
- Named all-county in track after running a 7.5 in the 55-meter hurdles
- Twitter handle is @DJG24\_7

### REGULAR SEASON CAREER STATISTICS

YEAR	TEAM	GP/GS	TKL	SOLO	ASST	SACKS	FF	FR	PD	INT
2013	JAX	10/ 8	32	25	7	0.0	0	0	3	2
2014	JAX	15/13	55	39	16	0.0	2	0	9	1
2015	JAX	12/4	27	21	6	0.0	0	0	1	0
2016	JAX	2/0	3	3	0	0.0	0	0	0	0
<b>NFL totals: 4 yrs.</b>		<b>39/25</b>	<b>117</b>	<b>88</b>	<b>29</b>	<b>0.0</b>	<b>2</b>	<b>0</b>	<b>13</b>	<b>3</b>

### CAREER HIGHS

	GAME	SEASON
<b>Tackles:</b>	7 (9/21/14 at WAS)	55 (2014)
<b>Forced fumbles:</b>	1 (two times, last: 11/30/14 vs. NYG)	2 (2014)
<b>Passes defended:</b>	3 (12/28/14 at HOU)	9 (2014)
<b>Interceptions:</b>	1 (three times, last: 12/28/14 at HOU)	2 (2013)

### 2016 GAME-BY-GAME STATISTICS

DATE	OPP	TKL	SOLO	ASST	ST	SACKS	FF	FR	PD	TFL
09/11	vs. Green Bay	1	1	0	0	0.0	0	0	0	0
09/18	at San Diego	2	2	0	0	0.0	0	0	0	0
09/25	vs. Baltimore									
10/02	vs. Indianapolis									
	BYE WEEK									
10/16	at Chicago									
10/23	vs. Oakland									
10/27	at Tennessee									
11/06	at Kansas City									
11/13	vs. Houston									
11/20	at Detroit									
11/27	at Buffalo									
12/04	vs. Denver									
12/11	vs. Minnesota									
12/18	at Houston									
12/24	vs. Tennessee									
01/01	at Indianapolis									
<b>2016 totals:</b>		<b>3</b>	<b>3</b>	<b>0</b>	<b>0</b>	<b>0.0</b>	<b>0</b>	<b>0</b>	<b>0</b>	<b>0</b>

### 2015 GAME-BY-GAME STATISTICS

DATE	OPP	TKL	SOLO	ASST	SACKS	FF	FR	PD	INT
09/13	vs. Carolina	2	2	0	0.0	0	0	0	0
09/20	vs. Miami				ina				
09/27	at New England				ina				
10/04	at Indianapolis	2	1	1	0.0	0	0	0	0
10/11	at Tampa Bay	1	1	0	0.0	0	0	0	0
10/18	vs. Houston	1	1	0	0.0	0	0	0	0
10/25	vs. Buffalo	6	4	2	0.0	0	0	0	0
11/01	BYE WEEK								
11/08	at N.Y. Jets	1	1	0	0.0	0	0	0	0
11/15	at Baltimore	3	2	1	0.0	0	0	0	0
11/19	vs. Tennessee	0	0	0	0.0	0	0	0	0
11/29	vs. San Diego	4	4	0	0.0	0	0	0	0
12/06	at Tennessee	5	4	1	0.0	0	0	1	0
12/13	vs. Indianapolis	0	0	0	0.0	0	0	0	0
12/20	vs. Atlanta				ina				
12/27	at New Orleans				ina				
01/03	at Houston	2	1	1	0.0	0	0	0	0
<b>2015 totals:</b>		<b>27</b>	<b>21</b>	<b>6</b>	<b>0.0</b>	<b>0</b>	<b>0</b>	<b>1</b>	<b>0</b>

### 2014 GAME-BY-GAME STATISTICS

DATE	OPP	TKL	SOLO	ASST	SACKS	FF	FR	PD	INT
09/07	at Philadelphia	5	4	1	0.0	0	0	0	0
09/14	at Washington	5	3	2	0.0	0	0	2	0
09/21	vs. Indianapolis	7	6	1	0.0	0	0	0	0
09/28	at San Diego	3	1	2	0.0	0	0	0	0
10/05	vs. Pittsburgh				ina				
10/12	at Tennessee	0	0	0	0.0	0	0	0	0
10/19	vs. Cleveland	0	2	0	0.0	0	0	0	0
10/26	vs. Miami	1	1	0	0.0	0	0	0	0
11/02	at Cincinnati	6	3	3	0.0	0	0	1	0
11/09	vs. Dallas	3	3	0	0.0	0	0	2	0
	BYE WEEK								
11/23	at Indianapolis	3	2	1	0.0	1	0	0	0
11/30	vs. N.Y. Giants	5	4	1	0.0	1	0	0	0
12/07	vs. Houston	3	2	1	0.0	0	0	0	0
12/14	at Baltimore	3	2	1	0.0	0	0	0	0
12/18	vs. Tennessee	5	3	2	0.0	0	0	1	0
12/28	at Houston	4	3	1	0.0	0	0	3	1
<b>2014 totals:</b>		<b>55</b>	<b>39</b>	<b>16</b>	<b>0.0</b>	<b>2</b>	<b>0</b>	<b>9</b>	<b>1</b>



# PLAYER BIOS



## 2013 GAME-BY-GAME STATISTICS

DATE	OPP	TKL	SOLO	ASST	SACKS	FF	FR	PD	INT
09/08	vs. Kansas City	3	3	0	0.0	0	0	0	0
09/15	at Oakland				ina				
09/22	at Seattle				ina				
09/29	vs. Indianapolis				ina				
10/06	at St. Louis				ina				
10/13	at Denver				ina				
10/20	vs. San Diego	1	1	0	0.0	0	0	0	0
10/27	vs. San Francisco	5	5	0	0.0	0	0	0	0
	BYE WEEK								
11/10	at Tennessee	5	3	2	0.0	0	0	0	1
11/17	vs. Arizona	2	2	0	0.0	0	0	0	0
11/24	at Houston	4	2	2	0.0	0	0	0	0
12/01	at Cleveland	3	3	0	0.0	0	0	2	1
12/05	vs. Houston	5	4	1	0.0	0	0	0	0
12/15	vs. Buffalo	4	2	2	0.0	0	0	0	0
12/22	vs. Tennessee	0	0	0	0.0	0	0	0	0
12/29	at Indianapolis				ina				
<b>2013 totals:</b>		<b>32</b>	<b>25</b>	<b>7</b>	<b>0.0</b>	<b>0</b>	<b>0</b>	<b>2</b>	<b>2</b>

# PLAYER BIOS

## 13 RASHAD GREENE SR.

WIDE RECEIVER  
5-11 185 LBS.  
FLORIDA STATE  
BORN SEPTEMBER 23, 1992  
ALBANY, GEORGIA  
ACQ: 5TH ROUND OF 2015 DRAFT (139TH)  
EXP: 2ND YEAR



### TRANSACTIONS

Originally drafted by Jacksonville in the fifth round (139th overall) of the 2015 draft ... Placed on reserve/injured-designated to return ... Activated to 53-man roster on 11/18/15

### PRO (Games played/started - 11/0)

- Second-year WR was placed on reserve/injured-designated to return for seven games during rookie season
- Career totals include 21 receptions for 109 yards (5.2 rec. avg.) and two touchdowns
- Added 21 punt returns for 324 yards (15.4 avg.) and one punt return touchdown

### 2016 (w/ JAX - 2/0)

- **9/11 vs. G.B.:** Had one catch for nine yards and one punt return for 14 yards
- **9/18 at S.D.:** Recorded one reception for seven yards and two punt returns for nine yards

### 2015 (w/ JAX - 9/0)

Appeared in nine games during rookie season and recorded 19 receptions for 93 yards (4.9 avg.) and two TDs ... Registered 18 punt returns for 301 yards (16.7 avg.) and one TD ... His 16.7 average set a single season punt return average record (min. 15 attempts)

- **9/13 vs. CAR:** Made his NFL debut and had a team-high seven receptions for 28 yards (4.0 avg.) and recorded first NFL TD on a six-yard reception in the second quarter
- **11/19 vs. TEN:** Returned from IR-designated return list and had one reception for two yards (2.0 rec. avg.) ... Returned two punts for 76 yards (38.0 avg.), including a 63-yard return (sixth-longest in franchise history) in the fourth quarter to set up the team's game-winning touchdown
- **12/6 at TEN:** Had two receptions for 15 yards (7.5 rec. avg.) and his second career TD ... Posted one punt return for 14 yards
- **12/13 vs. IND:** Recorded one reception for 18 yards ... Returned two punts, including a 73-yard runback for a touchdown in the third quarter, the fourth-longest punt return in franchise history and the first punt returned for a TD since 2010 (**Mike Thomas**, 12/18/10 at Indianapolis)

### COLLEGE (at Florida State, 2011-14)

- Four-year letterman who made 43 career starts
- Two-time first-team All-ACC Selection as a junior and senior
- Holds school record for career receptions (270), career receiving yards (3,830) and consecutive games with a reception (43)
- His 3,830 career receiving yards are the most in ACC history
- Recorded 29 career receiving TDs

### PERSONAL

- Attended national powerhouse St. Thomas Aquinas (Fort Lauderdale, Fla.) High School where he played for head coach George Smith
- Ranked as a four-star WR and the No. 10 WR by Scout.com, No. 20 by 247Sports and No. 29 by Rivals.com
- Totaled 43 receptions for 943 yards (21.9 yards per catch) with 13 TDs as a senior
- Caught six passes for 148 yards and two TDs in the 2010 Class 5A State title game -- including a title-clinching 74-yard pass in the fourth quarter as St. Thomas Aquinas defeated Tampa Plant 29-7 and finished with a No. 3 national ranking
- Also starred as a standout on the team's track & field team
- Twitter handle is @RG80\_

### REGULAR SEASON CAREER STATISTICS

#### RECEIVING

YEAR	TEAM	GP/GS	RECs	YDS	AVG.	LG	TD
2015	JAX	9/0	19	93	4.9	18	2
2016	JAX	2/0	2	16	8.0	9	0
<b>NFL totals: 2 yrs.</b>		<b>11/0</b>	<b>21</b>	<b>109</b>	<b>5.2</b>	<b>18</b>	<b>2</b>

#### PUNT RETURNS

YEAR	TEAM	GP/GS	NO	FC	YDS	AVG.	LG	TD
2015	JAX	9/0	18	8	301	16.7	73t	1
2016	JAX	2/0	3	2	23	7.7	14	0
<b>NFL totals: 2 yrs.</b>		<b>11/0</b>	<b>21</b>	<b>10</b>	<b>324</b>	<b>15.4</b>	<b>73t</b>	<b>1</b>

### CAREER HIGHS

	GAME	SEASON
<b>Receptions:</b>	7 (9/13/15 vs. CAR)	19 (2015)
<b>Receiving yards:</b>	28 (9/13/15 vs. CAR)	93 (2015)
<b>Receiving touchdowns:</b>	1 (two times, last: 12/6/15 at TEN)	2 (2015)
<b>Longest reception:</b>	18 (12/13/15 vs. IND)	18 (2015)
<b>Punt returns:</b>	4 (1/3/16 at HOU)	18 (2015)
<b>Punt return yards:</b>	76 (11/19/15 vs. TEN)	301 (2015)
<b>Punt return touchdowns:</b>	1 (12/13/15 vs. IND)	1 (2015)
<b>Longest punt return:</b>	73t (12/13/15 vs. IND)	73t (2015)

### 2016 GAME-BY-GAME STATISTICS

#### RECEIVING

DATE	OPP	RECs	YDS	AVG.	LG	TD
09/11	vs. Green Bay	1	9	9.0	9	0
09/18	at San Diego	1	7	7.0	7	0
09/25	vs. Baltimore					
10/02	vs. Indianapolis					
	BYE WEEK					
10/16	at Chicago					
10/23	vs. Oakland					
10/27	at Tennessee					
11/06	at Kansas City					
11/13	vs. Houston					
11/20	at Detroit					
11/27	at Buffalo					
12/04	vs. Denver					
12/11	vs. Minnesota					
12/18	at Houston					
12/24	vs. Tennessee					
01/01	at Indianapolis					
<b>2016 totals:</b>		<b>2</b>	<b>16</b>	<b>8.0</b>	<b>9</b>	<b>0</b>

#### PUNT RETURN

DATE	OPP	NO.	YDS	AVG.	LG	TD
09/11	vs. Green Bay	1	14	14.0	14	0
09/18	at San Diego	2	9	4.5	8	0
09/25	vs. Baltimore					
10/02	vs. Indianapolis					
	BYE WEEK					
10/16	at Chicago					
10/23	vs. Oakland					
10/27	at Tennessee					
11/06	at Kansas City					
11/13	vs. Houston					
11/20	at Detroit					
11/27	at Buffalo					
12/04	vs. Denver					
12/11	vs. Minnesota					
12/18	at Houston					
12/24	vs. Tennessee					
01/01	at Indianapolis					
<b>2016 totals:</b>		<b>3</b>	<b>23</b>	<b>7.7</b>	<b>14</b>	<b>0</b>

# PLAYER BIOS



## 2015 GAME-BY-GAME STATISTICS

### RECEIVING

DATE	OPP	RECs	YDS	AVG.	LG	TD
09/13	vs. Carolina	7	28	4.0	6	1
09/20	vs. Miami	2	7	3.5	7	0
09/27	at New England			--		
10/04	at Indianapolis			--		
10/11	at Tampa Bay			--		
10/18	vs. Houston			--		
10/25	vs. Buffalo			--		
	BYE WEEK					
11/08	at N.Y. Jets			--		
11/15	at Baltimore			--		
11/19	vs. Tennessee	1	2	2.0	2	0
11/29	vs. San Diego	3	17	5.7	8	0
12/06	at Tennessee	2	15	7.5	13	1
12/13	vs. Indianapolis	1	18	18.0	18	0
12/20	vs. Atlanta	1	-1	-1.0	-1	0
12/27	at New Orleans	1	2	2.0	2	0
01/03	at Houston	1	5	5.0	5	0
<b>2015 totals:</b>		<b>19</b>	<b>93</b>	<b>4.9</b>	<b>18</b>	<b>2</b>

### PUNT RETURN

DATE	OPP	NO.	YDS	AVG.	LG	TD
09/13	vs. Carolina	1	9	9.0	9	0
09/20	vs. Miami	2	30	15.0	24	0
09/27	at New England			--		
10/04	at Indianapolis			--		
10/11	at Tampa Bay			--		
10/18	vs. Houston			--		
10/25	vs. Buffalo			--		
	BYE WEEK					
11/08	at N.Y. Jets			--		
11/15	at Baltimore			--		
11/19	vs. Tennessee	2	76	38.0	63	0
11/29	vs. San Diego	3	28	9.3	15	0
12/06	at Tennessee	1	14	14.0	14	0
12/13	vs. Indianapolis	2	73	36.5	73t	1
12/20	vs. Atlanta	2	17	8.5	17	0
12/27	at New Orleans	1	4	4.0	4	0
01/03	at Houston	4	50	12.5	20	0
<b>2015 totals:</b>		<b>18</b>	<b>301</b>	<b>16.7</b>	<b>73t</b>	<b>1</b>

# PLAYER BIOS

7

## CHAD HENNE

QUARTERBACK

6-3 220 LBS.


MICHIGAN

BORN JULY 2, 1985

WYOMISSING, PENNSYLVANIA

ACQ: UNRESTRICTED FREE AGENT (MIAMI) 2012

EXP: 9TH YEAR



### TRANSACTIONS

Originally drafted by Miami in the second round (57th overall) of the 2008 draft ... Signed by Jacksonville as an unrestricted free agent on 3/15/12

### PRO (Games played/started - 64/53)

- Ninth-year QB has played in 64 games with 53 starts
- Career totals include 1,159 of 1,954 passing for 12,931 yards with 58 TDs/63 INTs and a 75.5 rating
- Joined the Jaguars in 2012 as an unrestricted free agent and has played in 28 games with 22 starts
- Spent first four seasons in Miami after being selected in the second round of 2008 draft

### 2016 (w/ JAX - 0/0)

- **9/11 vs. G.B.:** Dressed but did not play
- **9/18 at S.D.:** Dressed but did not play

### 2015 (w/ JAX - 0/0)

Dressed in all 16 games but did not play

### 2014 (w/ JAX - 3/3)

Started the first three games and was 42 of 78 passing for 492 yards with three TDs and one INT for an 80.7 rating ... Added four rushes for 25 yards ... Dressed but did not play in final 13 games

- **9/7 at PHI:** Opened the season as starting QB and completed 24 of 43 passes for 266 yards with two TDs for an 89.9 passer rating ... Hooked up rookie WR **Allen Hurns** for TDs of 34 and 21 yards in the first quarter
- **9/14 at WAS:** Started at QB and was 14 of 28 passing for 193 yards with one TD and one INT for a 69.5 rating ... Had two completions of 50-plus yards, a 63-yard TD pass to TE **Marcedes Lewis** and a 54-yard completion to WR **Allen Robinson**
- **9/21 vs. IND:** Started at QB and was 4 of 7 passing for 33 yards before he was replaced in the second half by QB **Blake Bortles**

### 2013 (w/ JAX - 15/15)

Started 13 of 15 games played, tied for the second-most starts of his career ... Was 305 of 503 passing for 3,241 yards with 13 TDs and 14 INTs for a 76.5 passer rating ... Established career-highs for attempts and completions and had second-most yards ... Started the last 11 games

- **9/8 vs. KC:** Inserted into the game during middle of club's final drive as QB **Blaine Gabbert** suffered a hand injury. Completed 3 of 6 passes for 36 yards with a 24-yard completion to WR **Cecil Shorts III**
- **9/15 at OAK:** Started at QB for injured QB **Blaine Gabbert** and threw for 241 yards on 25 of 38 passing with one TD for a 92.1 passer rating
- **9/22 at SEA:** Started at QB and completed 18 of 38 passes for 235 yards with two TDs for a 45.4 rating
- **10/6 at STL:** Entered the game with 5:14 remaining in the third quarter after QB **Blaine Gabbert** suffered a hamstring injury ... Finished 7 of 13 passing for 89 yards with one TD for a 101.1 passer rating
- **10/13 at DEN:** Started at QB and was 27 of 42 passing for 303 yards with two INTs for a 65.9 rating
- **10/20 vs. SD:** Registered his second straight 300-yard passing game, completing 23 of 36 passes for 318 yards with one INT for an 80.6 rating
- **10/27 vs. SF:** Started at QB and threw for 228 yards and one TD for an 84.3 passer rating
- **11/10 at TEN:** Started at QB and was 14 of 23 passing for 180 yards with two INTs for a 49.2 rating ... Won second start as a Jaguar
- **11/17 vs. ARI:** Led club to TDs on back-to-back drives to open the game ... Hooked up with TE **Danny Noble** for a 62-yard TD on the opening drive. Finished 27 of 42 passing for 255 yards with one TD/two INTs and a 69.0 rating
- **11/24 at HOU:** Was 23 of 32 passing for 239 yards with a season-high 93.1 rating
- **12/1 at CLE:** Completed 22 of 40 passes for 195 yards with 2 TDs/1 INT for a 74.5 rating ... Directed his fourth career game-winning drive, hooking up with WR **Cecil Shorts III** for a 20-yard TD with 40 seconds remaining in the game
- **12/5 vs. HOU:** Threw for 117 yards and two TDs, his 11th career multi-TD game
- **12/15 vs. BUF:** Threw for 237 yards and two TDs on 21 of 36 passing
- **12/22 vs. TEN:** Registered his fourth straight game with two TD passes, hooking up with TE **Marcedes Lewis** and WR **Mike Brown** for scores
- **12/29 at IND:** Started in season-finale and registered a season-high 331 yards on 30 of 51 passing with one TD and one INT

### 2012 (w/ JAX - 10/6)

Appeared in 10 games with six starts ... Completed 166 of 308 passes for 2,084 yards with 11 TDs and 11 INTs for a 72.2 rating ... Became 15th different starting QB in franchise history

- **9/16 vs. HOU:** Made Jaguars debut in fourth quarter when QB **Blaine Gabbert** departed with an injury and went 2-for-2 passing with 23 yards
- **10/21 at OAK:** Entered game in second quarter when QB **Blaine Gabbert** suffered a left shoulder injury and completed nine of 20 passes for 71 yards
- **11/8 vs. IND:** Was inserted into the game in the fourth quarter and completed 10 of 16 passes for 121 yards with a TD and INT
- **11/18 at HOU:** Entered game in first quarter on club's second offensive possession after QB **Blaine Gabbert** left with a right forearm/elbow injury ... Completed 16 of 33 passes for 354 yards and a career-best four TDs ... Became first QB since Hall of Famer **Steve Young** in 1987 to come off bench and throw for four TDs and no INTs
- **11/25 vs. TEN:** Made first start of the season and threw for 261 yards on 17 of 26 passing with two TDs and one INT
- **12/23 vs. NE:** Threw for 348 yards on 29 of 51 passing with one TD and three INT.
- **12/30 at TEN:** Made sixth consecutive start and completed 25 of 41 passes for 298 yards with two TD and three INT

### 2011 (w/ MIA - 4/4)

Started the first four games before suffering a season-ending left shoulder injury ... Was placed on injured reserve on Oct. 6 ... Completed 64 of 112 passes (57.1 pct.) for 868 yards with four TDs and four INTs for a 79.0 rating ... Added 15 rushes for 112 yards and one TD

- **9/12 vs. NE:** Opened the season as starter and was 30 of 49 for a career-high 416 yards with two TDs and one INT for a 93.6 rating ... Marked highest single-game passing yardage total by any Dolphin QB other than **Dan Marino**
- **9/25 at CLE:** Was 19 of 29 passing for 255 yards with one TD and one INT
- **10/2 at SD:** Left the game with a left shoulder injury in the first quarter

### 2010 (w/ MIA - 15/14)

Started 14 of 15 games and was 6-8 as starter... Was 301 of 490 passing (61.4 pct.) for 3,301 yards with 15 TDs and 19 INTs for a 75.4 rating

- **9/26 vs. NYJ:** Threw for two TDs and one INT on 26 of 44 passing for a then career-high 363 yards
- **10/4 vs. NE:** Was 28 of 38 passing for 305 yards with two TDs and three INTs.
- **10/17 at GB:** Threw for two TDs including a 22-yard pass to TE **Anthony Fasano** that broke a 13-13 tie to give the Dolphins a lead in the fourth quarter leading to overtime win
- **11/14 vs. TEN:** Saw action in relief of **Chad Pennington** in the first quarter ... Suffered an injury to his right knee in the third quarter and did not return
- **11/28 at OAK:** Returned to lineup and threw for 307 yards on 17 of 30 passing with two TDs and one INT. Connected with **Marlon Moore** on a 57-yard TD pass
- **12/19 vs. BUF:** Completed 73.3 percent of passes (33 of 45) for 276 yards with one TD and one INT
- **12/26 vs. DET:** Passed **David Woodley** to move into fourth place among the Dolphins career passing yardage leaders ... Completed 29 of 44 passes for 278 yards with one TD and two INTs

### 2009 (w/ MIA - 14/13)

Played in 14 games with 13 starts and posted 7-6 record as starter... Completed 274 of 451 passes (60.7 pct.) for 2,878 yards with 12 TDs and 14 INTs for a passer rating of 75.2

- **9/27 at SD:** Saw first action of season in relief of QB **Chad Pennington** and totaled 10 of 19 passing for 92 yards with one INT
- **10/14 vs. BUF:** Made first career start and completed 14 of 22 passes for 115 yards and one TD for a 92.0 rating, hooking up with WR **Brian Hartline** in third quarter for first career TD pass
- **10/12 vs. NYJ:** Led Dolphins to a 31-27 comeback win on Monday Night Football with first career fourth-quarter comeback ... Connected on 20 of 26 passes for 241 yards and two TDs for a career-high 130.4 passer rating ... Led club to 21 points in fourth quarter and finished the quarter 9 of 12 passing for 121 yards with two TDs
- **11/15 vs. TB:** Posted second fourth quarter comeback win as he was 17 of 31 for 175 yards with one TD, leading team to a game-winning FG
- **11/19 vs. NE:** Finished 29 of 52 passing for 335 yards with two TDs and one INT in a comeback win
- **12/13 at JAX:** Completed 21 of 29 passes for 220 yards with one INT and scored first career rushing TD ... Set franchise record for consecutive completions in a single game with 17 straight
- **12/27 vs. HOU:** Set season and career marks with 35 completions and 55 attempts for 322 yards with one TD for second consecutive 300-yard passing game
- **1/3 vs. PIT:** Closed out season with 140 yards on 16 of 20 passing for a career-best 80.0 completion percentage with one TD and one INT

### 2008 (w/ MIA - 3/0)

Appeared in three games as a rookie

- **9/14 at ARI:** Made NFL debut in the fourth quarter and was 7 of 12 passing for 67 yards, all on an 18-play drive covering 89 yards

### COLLEGE (at Michigan, 2004-07)

- Four-year starter who compiled a 33-14 record as starter
- Career totals: 828 of 1,387 (59.7 pct.) for 9,715 yards with 87 TDs, 37 INTs

# PLAYER BIOS

- Tossed at least one TD pass in 42 of his 47 career games and threw for at least 200 yards in 26 starts
- Finished with school records for career completions, attempts, passing yards and TD passes
- Ranked second to Purdue's **Drew Brees** in Big Ten Conference history for career TD passes
- Became first true freshman QB in Big Ten history to lead his team to a conference title
- Earned degree in general studies

## PERSONAL

- Married (Brittany)
- Attended Wilson High School in West Lawn, Pa.
- Set Pennsylvania District III all-time passing and TD records with 7,071 yards and 74 TDs
- Also competed in track and field and was a two-year starter on basketball team
- Father, Sheldon, worked two full-time jobs as both a welder and a high school and junior high school football coach
- Full name: Chad Steven Henne

## REGULAR SEASON CAREER STATISTICS

### PASSING

YEAR	TEAM	P/S	COMP	ATT	PCT	YDS	AVG	TD	INT	SK	RTG
2008	MIA	3/0	7	12	58.3	67	5.6	0	0	0	74.0
2009	MIA	14/13	274	451	60.8	2,878	6.4	12	14	26	75.2
2010	MIA	15/14	301	490	61.4	3,301	6.7	15	19	30	75.4
2011	MIA	4/4	64	112	57.1	868	7.8	4	4	11	79.0
2012	JAX	10/6	166	308	53.9	2,084	6.8	11	11	28	72.2
2013	JAX	15/13	305	503	60.6	3,241	6.4	13	14	38	76.5
2014	JAX	3/3	42	78	53.8	492	6.3	3	1	16	80.7
2015	JAX	0/0	0	0	0.0	0	0.0	0	0	0	0.0
2016	JAX	0/0	0	0	0.0	0	0.0	0	0	0	0.0
<b>NFL totals: 9 yrs.</b>		<b>64/53</b>	<b>1,159</b>	<b>1,954</b>	<b>59.3</b>	<b>12,931</b>	<b>6.6</b>	<b>58</b>	<b>63</b>	<b>149</b>	<b>75.5</b>

## CAREER HIGHS

	GAME	SEASON
Passing completions:	35 (12/27/09 vs. HOU)	305 (2013)
Passing attempts:	55 (12/27/09 vs. HOU)	503 (2013)
Passing percentage:	80.0 (01/03/10 vs. PIT)	61.4 (2010)
Passing yards:	416 (9/12/11 vs. N.E.)	3,301 (2010)
Passing touchdowns:	4 (11/18/12 at HOU)	15 (2010)
Passer rating:	130.4 (10/12/09 vs. NYJ)	80.7 (2014)
Rushing attempts:	7 (9/12/11 vs. N.E.)	27 (2013)
Rushing yards:	59 (9/12/11 vs. N.E.)	112 (2012)
Rushing touchdowns:	1 (three times, last: 12/2/12 vs. BUF)	1 (2012)

## 2016 GAME-BY-GAME STATISTICS

DATE	OPP	P/S	COMP	ATT	PCT	YDS	AVG	TD	INT	SK	RTG
09/11	vs. G.B.					DNP					
09/18	at S.D.					DNP					
09/25	vs. BAL										
10/02	vs. IND										
	BYE WEEK										
10/16	at CHI										
10/23	vs. OAK										
10/27	at TEN										
11/06	at K.C.										
11/13	vs. HOU										
11/20	at DET										
11/27	at BUF										
12/04	vs. DEN										
12/11	vs. MIN										
12/18	at HOU										
12/24	vs. TEN										
01/01	at IND										
<b>2016 totals:</b>		-	-	-	-	-	-	-	-	-	-

## 2015 GAME-BY-GAME STATISTICS

DATE	OPP	P/S	COMP	ATT	PCT	YDS	AVG	TD	INT	SK	RTG
09/13	vs. CAR					DNP					
09/20	vs. MIA					DNP					
09/27	at N.E.					DNP					
10/04	at IND					DNP					
10/11	at T.B.					DNP					
10/18	vs. HOU					DNP					
10/25	vs. BUF					DNP					
	BYE WEEK										
11/08	at NYJ					DNP					
11/15	at BAL					DNP					
11/19	vs. TEN					DNP					
11/29	vs. S.D.					DNP					
12/06	at TEN					DNP					
12/13	vs. IND					DNP					
12/20	vs. ATL					DNP					
12/27	at N.O.					DNP					
01/03	at HOU					DNP					
<b>2015 totals:</b>		<b>0/0</b>	<b>0</b>	<b>0</b>	<b>0.0</b>	<b>0</b>	<b>0.0</b>	<b>0</b>	<b>0</b>	<b>0</b>	<b>0</b>

## 2014 GAME-BY-GAME STATISTICS

DATE	OPP	P/S	COMP	ATT	PCT	YDS	AVG	TD	INT	SK	RTG
09/07	at PHI	1/1	24	43	55.8	266	6.2	2	0	3	89.9
09/14	at WAS	1/1	14	28	50.0	193	6.9	1	1	10	69.5
09/21	vs. IND	1/1	4	7	57.1	33	4.7	0	0	3	69.3
09/28	at S.D.	0/0				DNP					
10/05	vs. PIT	0/0				DNP					
10/12	at TEN	0/0				DNP					
10/19	vs. CLE	0/0				DNP					
10/26	vs. MIA	0/0				DNP					
11/02	at CIN	0/0				DNP					
11/09	vs. DAL	0/0				DNP					
	BYE WEEK										
11/23	at IND	0/0				DNP					
11/30	vs. NYG	0/0				DNP					
12/07	vs. HOU	0/0				DNP					
12/14	at BAL	0/0				DNP					
12/18	vs. TEN	0/0				DNP					
12/28	at HOU	0/0				DNP					
<b>2014 totals:</b>		<b>3/3</b>	<b>42</b>	<b>78</b>	<b>53.8</b>	<b>492</b>	<b>6.3</b>	<b>3</b>	<b>1</b>	<b>16</b>	<b>80.7</b>

## 2013 GAME-BY-GAME STATISTICS

DATE	OPP	P/S	COMP	ATT	PCT	YDS	AVG	TD	INT	SK	RTG
09/08	vs. K.C.	1/0	3	6	50.0	36	6.0	0	0	0	68.8
09/15	at OAK	1/1	25	38	65.8	241	6.3	1	0	5	92.1
09/22	at SEA	1/1	18	38	47.4	235	6.2	0	2	3	45.4
09/29	vs. IND	0/0	0	0	0.0	0	0.0	0	0	0	0.0
10/06	at STL	1/0	7	13	53.8	89	6.8	1	0	0	101.1
10/13	at DEN	1/1	27	42	64.3	303	7.2	0	2	2	65.9
10/20	vs. S.D.	1/1	23	36	63.9	318	8.8	0	1	6	80.6
10/27	vs. S.F.	1/1	29	45	64.4	228	5.1	1	0	0	84.3
	BYE WEEK										
11/10	at TEN	1/1	14	23	60.9	180	7.8	0	2	3	49.2
11/17	vs. ARI	1/1	27	42	64.3	255	6.1	1	2	2	69.0
11/24	at HOU	1/1	23	32	71.9	239	7.5	0	0	4	93.1
12/01	at CLE	1/1	22	40	55.0	195	4.9	2	1	2	74.5
12/05	vs. HOU	1/1	12	27	44.4	117	4.3	2	0	1	81.9
12/15	vs. BUF	1/1	21	36	58.3	237	6.6	2	2	5	73.5
12/22	vs. TEN	1/1	24	34	70.6	237	7.0	2	1	2	97.3
12/29	at IND	1/1	30	51	58.8	331	6.5	1	1	3	76.5
<b>2013 totals:</b>		<b>15/13</b>	<b>305</b>	<b>503</b>	<b>60.6</b>	<b>3,241</b>	<b>6.4</b>	<b>13</b>	<b>14</b>	<b>38</b>	<b>76.5</b>



# PLAYER BIOS



## 2012 GAME-BY-GAME STATISTICS

DATE	OPP	P/S	COMP	ATT	PCT	YDS	AVG	TD	INT	SK	RTG
09/09	at MIN					ina					
09/16	vs. HOU	1/0	2	2	100.0	23	11.5	0	0	0	114.6
09/23	at IND					ina					
09/30	vs. CIN					ina					
10/07	vs. CHI					ina					
	BYE WEEK										
10/21	at OAK	1/0	9	20	45.0	71	3.6	0	0	3	54.4
10/28	at G.B.					ina					
11/04	vs. DET					ina					
11/08	vs. IND	1/0	10	16	62.5	121	7.6	1	1	1	80.5
11/18	at HOU	1/0	16	33	48.5	354	10.7	4	0	1	126.8
11/25	vs. TEN	1/1	17	26	65.4	261	10.0	2	1	7	108.0
12/02	at BUF	1/1	19	42	45.2	202	4.8	1	1	3	41.3
12/09	vs. NYJ	1/1	21	43	48.8	185	4.3	0	2	3	41.3
12/16	at MIA	1/1	18	34	52.9	221	6.5	0	0	2	73.3
12/23	vs. N.E.	1/1	29	51	56.9	348	6.8	1	3	1	59.9
12/30	at TEN	1/1	25	41	61.0	298	7.3	2	3	7	69.0
<b>2012 totals:</b>		<b>10/6</b>	<b>166</b>	<b>308</b>	<b>53.9</b>	<b>2,084</b>	<b>6.8</b>	<b>11</b>	<b>11</b>	<b>28</b>	<b>72.2</b>



## 2011 GAME-BY-GAME STATISTICS

DATE	OPP	P/S	COMP	ATT	PCT	YDS	AVG	TD	INT	SK	RTG
09/12	vs. N.E.	1/1	30	49	61.2	416	8.5	2	1	4	93.6
09/18	vs. HOU	1/1	12	30	40.0	170	5.7	1	1	2	56.2
09/25	at CLE	1/1	19	29	65.5	255	8.8	1	1	5	90.4
10/02	at S.D.	1/1	3	4	75.0	27	6.8	0	1	0	53.1
	BYE WEEK										
10/17	at NYJ					IR					
10/23	vs. DEN					IR					
10/30	at NYG					IR					
11/06	at K.C.					IR					
11/13	vs. WAS					IR					
11/20	vs. BUF					IR					
11/24	at DAL					IR					
12/04	vs. OAK					IR					
12/11	vs. PHI					IR					
12/18	at BUF					IR					
12/24	at N.E.					IR					
01/01	vs. NYJ					IR					
<b>2011 totals:</b>		<b>4/4</b>	<b>64</b>	<b>112</b>	<b>57.1</b>	<b>868</b>	<b>7.8</b>	<b>4</b>	<b>4</b>	<b>11</b>	<b>79.0</b>



## 2010 GAME-BY-GAME STATISTICS

DATE	OPP	P/S	COMP	ATT	PCT	YDS	AVG	TD	INT	SK	RTG
09/12	at BUF	1/1	21	34	61.8	182	5.4	0	0	3	75.9
09/19	at MIN	1/1	9	15	60.0	114	7.6	1	0	2	106.0
09/26	vs. NYJ	1/1	26	44	59.1	363	8.3	2	1	2	91.4
10/04	vs. N.E.	1/1	28	38	73.7	305	8.0	2	3	2	81.6
	BYE WEEK										
10/17	at G.B.	1/1	23	39	59.0	231	5.9	2	1	0	82.3
10/24	vs. PIT	1/1	23	36	63.9	257	7.1	1	1	1	82.8
10/31	at CIN	1/1	24	37	64.9	217	5.9	0	1	0	69.3
11/07	at BAL	1/1	22	34	64.7	231	6.8	0	3	2	47.5
11/14	vs. TEN	1/0	19	28	67.9	240	8.6	1	1	1	91.4
11/18	vs. CHI	0/0				ina					
11/28	at OAK	1/1	17	30	56.7	307	10.2	2	1	3	100.3
12/05	vs. CLE	1/1	16	32	50.0	174	5.4	1	3	1	37.8
12/12	at NYJ	1/1	5	18	27.8	55	3.1	1	0	5	58.3
12/19	vs. BUF	1/1	33	45	73.3	276	6.1	1	1	3	86.9
12/26	vs. DET	1/1	29	44	65.9	278	6.3	1	2	2	72.0
01/02	at N.E.	1/1	6	16	37.5	71	4.4	0	1	3	25.6
<b>2010 totals:</b>		<b>15/14</b>	<b>64</b>	<b>112</b>	<b>57.1</b>	<b>868</b>	<b>7.8</b>	<b>4</b>	<b>4</b>	<b>11</b>	<b>79.0</b>



## 2009 GAME-BY-GAME STATISTICS

DATE	OPP	P/S	COMP	ATT	PCT	YDS	AVG	TD	INT	SK	RTG
09/13	at ATL					ina					
09/21	vs. IND					ina					
09/27	at S.D.	1/0	10	19	52.6	92	4.8	0	1	1	44.2
10/04	vs. BUF	1/1	14	22	63.6	115	5.2	1	0	6	92.0
10/12	vs. NYJ	1/1	12	21	57.1	241	9.3	2	0	0	130.4
	BYE WEEK										
10/25	vs. N.O.	1/1	18	36	50.0	211	5.9	0	2	2	45.0
11/01	at NYJ	1/1	12	21	57.1	112	5.3	1	0	5	87.8
11/08	at N.E.	1/1	19	34	55.9	219	6.4	0	0	2	75.5
11/15	vs. T.B.	1/1	17	31	54.8	175	5.6	1	1	0	68.6
11/19	at CAR	1/1	17	29	58.6	172	5.9	1	0	0	87.1
11/29	at BUF	1/1	17	31	54.8	175	5.6	1	3	1	42.5
12/06	vs. N.E.	1/1	29	52	55.8	335	6.4	2	1	1	80.2
12/13	at JAX	1/1	21	29	72.4	220	7.6	0	1	2	79.7
12/20	at TEN	1/1	29	46	63.0	349	7.6	1	3	1	66.3
12/27	vs. HOU	1/1	35	55	63.6	322	5.9	1	1	3	78.0
01/03	vs. PIT	1/1	16	20	80.0	140	7.0	1	1	2	91.7
<b>2009 totals:</b>		<b>14/13</b>	<b>274</b>	<b>451</b>	<b>60.8</b>	<b>2,878</b>	<b>6.4</b>	<b>12</b>	<b>14</b>	<b>26</b>	<b>75.2</b>

# PLAYER BIOS

31

## DAVON HOUSE



CORNERBACK

6-0 196 LBS.

NEW MEXICO STATE

BORN JULY 10, 1989

PALMDALE, CALIFORNIA

ACQ: UNRESTRICTED FREE AGENT (GREEN BAY) 2015

EXP: 6TH YEAR

### TRANSACTIONS

Originally drafted by Green Bay in the fourth round (131st overall) of the 2011 draft ... Signed by Jacksonville as an unrestricted free agent on 3/11/15

### PRO (Games played/started - 58/31, 3/0)

- Sixth-year CB has played in 58 career games with 31 starts
- Spent first four NFL seasons with Green Bay after being selected in the fourth round of the 2011 draft
- Career totals include 141 tackles (114 solo), six INTs, two forced fumbles, one fumble recovery and 60 passes defended
- Has played in three postseason games

### 2016 (w/ JAX - 2/2)

- **9/11 vs. G.B.:** Started at LCB in the team's season opener and recorded two solo tackles
- **9/18 at S.D.:** Started at LCB and made five tackles (three solo)

### 2015 (w/ JAX - 16/15)

Played in all 16 games with 15 starts ... Set the Jaguars single-season record with 23 passes defended, which were third-most in the NFL

- **9/27 at N.E.:** Started at LCB, making four solo tackles and one pass defended
- **10/4 at IND:** Made three tackles (three solo) and recorded two passes defended
- **10/11 at T.B.:** Made three tackles and recorded three passes defended
- **10/18 vs. HOU:** Started at LCB, making five tackles (five solo) and three passes defended ... Fourth NFL player in the last 15 seasons and first Jaguars player to register three or more passes defended in back-to-back games
- **11/15 at BAL:** Started at CB, making eight tackles (three solo), recording two INTs and four passes defended, all career highs... He became first Jaguars player since Dareh Cox (10/31/10) to regular INTs in a single game
- **11/19 vs. TEN:** Registered three tackles (three solo), one pass defended, and a forced fumble and recovery in the fourth quarter
- **12/6 at TEN:** Started at LCB and made five tackles (four solo) ... Recorded his third interception of the season, becoming the first Jaguars player with three-plus INTs in a single-season since **Derek Cox** (four) and **Paul Posluszny** (three) in 2014
- **1/3 at HOU:** Started at LCB and made seven tackles (six solo) ... Added two passes defended and one INT

### 2014 (w/ G.B. - 13/4, 2/0)

Played in 13 games with four starts ... Missed the final three games with a shoulder injury ... Recorded 24 tackles (17 solo), one INT, one forced fumble and 11 passes defended ... Added four special teams tackles ... Part of secondary that helped Green Bay rank seventh in NFL in opponent passer rating (82.0) ... Played in both postseason games and totaled three special teams tackles

- **9/14 vs. NYJ:** Played 30 snaps on defense and registered three tackles (two solo) and two passes defended
- **9/21 at DET:** Intercepted QB **Matthew Stafford** in the second quarter
- **9/28 at CHI:** Had three solo tackles and a season-high two special teams tackles... Started at nickel CB and posted first career forced fumble when he punched the ball loose from WR **Alshon Jeffery** on an end-around in the third quarter
- **10/26 at N.O.:** Started at RCB for the second week and totaled five tackles and a team-high two passes defended

### 2013 (w/ G.B. - 16/5, 1/0)

Played in 16 games for the first time in his career, making five starts ... Totaled 32 tackles (26 solo), one sack, one INT and 13 passes defended ... Led team with 12 special teams tackles

- **9/15 vs. WAS:** Earned a special teams game ball, totaling two tackles ... Also saw action for 26 plays on defense and took down QB **Robert Griffin III** for a six-yard loss, his second career sack
- **10/20 vs. CLE:** Saw action for 56 plays and finished with four tackles (three solo), three passes defended and his first career INT ... Picked off QB **Brandon Weeden** on a fourth-down play in the first quarter
- **1/5 vs. S.F.:** Saw action for 61 plays in NFC Wild Card game and tallied four solo tackles and three passes defended

### 2012 (w/ G.B. - 9/5)

Saw action in nine games with five starts ... Injured his shoulder in the first preseason

game and missed the first six weeks of the regular season ... Season totals include 18 tackles (17 solo), 13 passes defended and one sack

- **10/21 at STL:** Made season debut and served as the team's dime CB and led club with three passes defended
- **10/28 vs. JAX:** Started first career game and finished with two solo tackles and two passes defended ... Blocked a second quarter P **Bryan Anger** punt that was recovered by the Packers in the end zone for a TD ... Marked first Packers' first blocked punt since Sept. 29, 2003
- **11/18 at DET:** Did not miss a snap (72 plays) and totaled two tackles, his first career sack and two passes defended ... Dropped QB **Matthew Stafford** for a three-yard loss in the fourth quarter

### 2011 (w/ G.B. - 2/0)

Played in two games as a rookie, mainly on special teams where he had one tackle ... Was listed as gameday inactive 12 times, and dressed but did not play for two others

- **10/23 at MIN:** Made NFL debut

### COLLEGE (at New Mexico State, 2007-10)

- Four-year starter who played under Jaguars Defensive Backs Coach **DeWayne Walker** from 2009-10
- Played in 50 games with 43 starts and earned first-team All-Western Athletic Conference honors in each of his final two seasons
- Finished career ranked first in school history with 319 INT return yards and tied for sixth with 11 INTs
- Returned three INTs for TDs during his career, highlighted by a 100-yard return for a score vs. Idaho as a true freshman in 2007
- Earned a degree in family consumer science

### PERSONAL

- Attended Palmdale (Calif.) High School and earned All-Golden League honors and All-CIF recognition as a senior
- Participated in the Next Level All-Star Game and was named the game's Most Valuable Player
- Didn't play football until his junior season of high school
- Also was an All-Golden League selection in baseball and track and field
- Older brother, Tyreace, was a sixth-round draft choice of the Oakland Athletics in 2008
- Sister, Vanessa, played softball at San Jose State
- Married (Leatrice)
- Full name is Davon Thomas House
- Twitter handle is @DavonHouse

REGULAR SEASON CAREER STATISTICS										
YEAR	TEAM	GP/GS	TKL	SOLO	ASST	SACKS	FF	FR	PD	INT
2011	G.B.	2/0	0	0	0	0.0	0	0	0	0
2012	G.B.	9/5	18	17	1	1.0	0	0	13	0
2013	G.B.	16/5	32	26	6	1.0	0	0	13	1
2014	G.B.	13/4	24	17	7	0.0	1	0	11	1
2015	JAX	16/15	60	49	11	0.0	1	1	23	4
2016	JAX	2/2	7	5	2	0.0	0	0	0	0
<b>NFL totals:</b>		<b>6 yrs. 58/31</b>	<b>141</b>	<b>114</b>	<b>27</b>	<b>2.0</b>	<b>2</b>	<b>1</b>	<b>60</b>	<b>6</b>

POSTSEASON CAREER STATISTICS										
YEAR	TEAM	GP/GS	TKL	SOLO	ASST	SACKS	FF	FR	PD	INT
2013	G.B.	1/0	4	4	0	0.0	0	0	2	0
2014	G.B.	2/0	0	0	0	0.0	0	0	0	0
<b>NFL totals:</b>		<b>5 yrs. 3/0</b>	<b>4</b>	<b>4</b>	<b>0</b>	<b>0.0</b>	<b>0</b>	<b>0</b>	<b>2</b>	<b>0</b>

CAREER HIGHS		
	GAME	SEASON
<b>Tackles:</b>	8 (11/15/15 at BAL)	60 (2015)
<b>Sacks:</b>	1.0 (two times, last: 9/15/13 vs. WAS)	1.0 (2012 & 2013)
<b>Forced fumbles:</b>	1 (two times, last: 11/29/15 vs. S.D.)	1 (2014 & 2015)
<b>Fumble recoveries:</b>	1 (11/29/15 vs. S.D.)	1 (2015)
<b>Passes defended:</b>	4 (11/19/15 vs. TEN)	23 (2015)
<b>Interceptions:</b>	2 (11/19/15 vs. TEN)	4 (2015)



# PLAYER BIOS

88

## ALLEN HURNS

WIDE RECEIVER

6-3 205 LBS.

MIAMI (FLA.)

BORN NOVEMBER 12, 1991

MIAMI, FLORIDA

ACQ: ROOKIE FREE AGENT 2014

EXP: 3RD YEAR



- **11/2 at CIN:** Recorded a career-high seven catches for 112 yards and matched his career-high with two TDs ... Had TD receptions of 40 and 18 yards ... Tied for the most receiving TDs by a Jaguars rookie with five through nine games
- **12/7 vs. HOU:** Totaled 36 yards on five receptions including a four-yard TD pass from QB **Blake Bortles** in the first quarter ... Has the most touchdown receptions in team history by a rookie wide receiver

### COLLEGE (at Miami, 2010-13)

- Concluded career ranked seventh in school history with 121 receptions and 1,891 yards
- Played in all 13 games as a senior, making 11 starts
- Named the 2013 Jack Harding Team Most Valuable Player, given annually to the school's top performer
- Set single-season school record for receiving yards (1,162), breaking mark previously held by WR **Leonard Hankerson**
- Set career-high in receptions (nine) and yards (173) in a 41-31 victory at Pittsburgh
- Became fourth Hurricane with 1,000-yard receiving season, joining **Eddie Brown** (1984), **Andre Johnson** (2002) and **Leonard Hankerson** (2010)

### TRANSACTIONS

Originally signed with Jacksonville as an undrafted rookie on 5/12/14

### PRO (Games played/started - 33/25)

- Third-year WR has 124 career receptions for 1,847 yards (14.9 avg.) and 16 TDs
- Ranks second in franchise history in yards per reception avg. (14.9)
- Has caught a pass in 34 consecutive games played, the longest streak by a Jaguars player since TE **Mercedes Lewis** (32 games) from 9/12/10 - 9/9/12 and the longest streak for a Jaguars WR since WR **Jimmy Smith** (76 games) from 9/9/01 - 1/1/06
- Holds the Jaguars record of seven consecutive games with a receiving touchdown (9/27/15-11/15/15)

### 2016 (w/ JAX - 2/2)

- **9/11 vs. G.B.:** Had four receptions for a team-leading 75 yards (18.8 rec. avg.), including a game-long 38-yard catch in the third quarter
- **9/18 at S.D.:** Posted five receptions for 64 yards (12.8 rec. avg.)

### 2015 (w/ JAX - 15/15)

Finished his second NFL season setting career highs in receptions (64), receiving yards (1,030) and receiving TDs (10) ... Youngest undrafted player since the 1970 NFL merger to record 1,000-plus receiving yards and 10-plus receiving TDs in a single season ... Since 2005, one of only five undrafted NFL players to have recorded 1,000-plus receiving yards and 10-plus receiving TDs in a single season ... Became the fourth Jaguars player to post 1,000 receiving yards in a single season (**Jimmy Smith**, nine times; **Kennan McCardell**, four times; **Allen Robinson**, one time) ... Joins WR **Allen Robinson** (1,400) as the first Jaguars duo to each record 1,000-plus receiving yards in the same season since WR **Keenan McCardell** (1,110) and WR **Jimmy Smith** (1,373) in 2001 ... The first undrafted player age 24 or younger to post 1,000 receiving yards in a single season since DEN's **Steve Watson** (1,244) in 1981

- **9/27 at N.E.:** Had two receptions for 70 yards (35.0 avg.), including a 59-yard TD
- **10/4 at IND:** Recorded a career-high 11 receptions for his third career 100-yard game (116 yds.) and one TD
- **10/11 at T.B.:** Caught five passes for 116 yards (23.2 avg.) and one TD ... Became the third player in franchise history to register back-to-back games with at least 100 receiving yards and a TD ... Joins **Jimmy Smith** as the only players in franchise history to register back-to-back games with at least 100 receiving yards and a TD in two consecutive road games
- **10/25 vs. BUF:** Had two catches for 53 yards (26.5 rec. avg.), including the game-winning 31-yard TD reception with 2:16 remaining
- **11/8 at NYJ:** Had five receptions for 122 yards (24.4 rec. avg.) and one TD ... Along with teammate **Allen Robinson** (121 yards), marked the first time in Jaguars history that two players posted 120-plus receiving yards in a single game
- **11/15 at BAL:** Had five receptions for a team-high 62 yards (12.4 rec. avg.) and one TD
- **12/13 vs. IND:** Had three receptions for a team-high 105 yards and a career-long 80-yard TD reception in the third quarter, the third-longest reception in franchise history
- **12/27 at N.O.:** Surpassed 1,000 yards for the first time in his NFL career after registering eight receptions for 107 yards and a career-high-tying two TDs

### 2014 (w/ JAX - 16/8)

Started eight of 16 games as a rookie and produced a team-high six TDs, the most in franchise history by a rookie ... Registered 51 receptions for 677 yards, the second-most catches and yards by a Jaguars rookie ... Ranked fourth in NFL history among undrafted rookies in receptions, fifth in receiving yards and fourth in receiving TDs ... Ranked second on the club with 51 catches for 677 yards and a team-high six TDs which set a Jaguars rookie record ... Joined **Allen Robinson** (48-548) to become the first rookie duo in NFL history to register 48 or more receptions in a season

- **9/7 at PHI:** Started at WR in NFL debut and registered four catches for 110 yards and two TDs ... Became first player in NFL history to record two receiving TDs in the first quarter in his NFL debut, hooking up with **Chad Henne** from 34 and 21 yards ... Joined former Detroit WR **Charles Rogers** (Sept. 17, 2003 vs. Arizona) as only players in NFL history to score a TD on each of their first two receptions ... His 110 receiving yards were the most in franchise history by a WR in his first NFL game and fourth-most by a rookie in a game ... His 27.5-yard average per catch ranks fifth-highest in team history ... Finished the first quarter with three catches for 101 yards ... First undrafted rookie in team history to start in season-opener
- **9/28 at SD:** Finished with five catches for 68 yards (13.6 avg.), including a 44-yard reception in the second quarter that set up a Jaguars TD ... Marked his fourth reception of 30-plus yards

### PERSONAL

- Attended Carol City (Miami, Fla.) High School where was ranked as a three-star recruit by Rivals.com
- As a senior, caught six passes for 110 yards before getting injured for the year
- Full name is Allen Bernard Hurns
- Twitter handle is @A1Hurns



### REGULAR SEASON CAREER STATISTICS

YEAR	TEAM	GP/GS	RECS	YDS	AVG.	LG	TD
2014	JAX	16/8	51	677	13.3	63t	6
2015	JAX	15/15	64	1,031	16.1	80t	10
2016	JAX	2/2	9	139	15.4	38	0
<b>NFL totals: 2 yrs.</b>		<b>33/25</b>	<b>124</b>	<b>1,847</b>	<b>14.9</b>	<b>80t</b>	<b>16</b>



### CAREER HIGHS

	GAME	SEASON
<b>Receptions:</b>	11 (10/4/15 at IND)	64 (2015)
<b>Receiving yards:</b>	122 (11/8/15 at NYJ)	1,031 (2015)
<b>Longest reception:</b>	80t (12/13/15 vs. IND)	80t (2015)
<b>Receiving touchdowns:</b>	2 (three times, last: 12/27/15 at N.O.)	10 (2015)



### 2016 GAME-BY-GAME STATISTICS

DATE	OPP	RECS	YDS	AVG.	LG	TD
09/11	vs. Green Bay	4	75	18.8	38	0
09/18	at San Diego	5	64	12.8	24	0
09/25	vs. Baltimore					
10/02	vs. Indianapolis					
	BYE WEEK					
10/16	at Chicago					
10/23	vs. Oakland					
10/27	at Tennessee					
11/06	at Kansas City					
11/13	vs. Houston					
11/20	at Detroit					
11/27	at Buffalo					
12/04	vs. Denver					
12/11	vs. Minnesota					
12/18	at Houston					
12/24	vs. Tennessee					
01/01	at Indianapolis					
<b>2016 totals:</b>		<b>9</b>	<b>139</b>	<b>15.4</b>	<b>38</b>	<b>0</b>

# PLAYER BIOS



## 2015 GAME-BY-GAME STATISTICS

DATE	GAME	RECs	YDS	AVG.	LG	TD
09/13	vs. Carolina	5	60	12.0	24	0
09/20	vs. Miami	4	68	17.0	24	0
09/27	at New England	2	70	35.0	59t	1
10/04	at Indianapolis	11	116	10.5	26	1
10/11	at Tampa Bay	5	116	23.2	59	1
10/18	vs. Houston	2	30	15.0	19	1
10/25	vs. Buffalo	2	53	26.5	31t	1
	BYE WEEK					
11/08	at N.Y. Jets	5	122	24.4	30t	1
11/15	at Baltimore	5	62	12.4	21	1
11/19	vs. Tennessee	3	19	6.3	7	0
11/29	vs. San Diego	4	42	10.5	29	0
12/06	at Tennessee			ina		
12/13	vs. Indianapolis	3	105	35.0	80t	1
12/20	vs. Atlanta	2	44	22.0	22	0
12/27	at New Orleans	8	107	13.4	24	2
01/03	at Houston	3	17	5.7	6	0
<b>2015 totals:</b>		<b>64</b>	<b>1,031</b>	<b>16.1</b>	<b>80t</b>	<b>10</b>



## 2014 GAME-BY-GAME STATISTICS

DATE	GAME	RECs	YDS	AVG.	LG	TD
09/07	at Philadelphia	4	110	27.5	46	2
09/14	at Washington	2	13	6.5	10	0
09/21	vs. Indianapolis	1	63	63.0	63t	1
09/28	at San Diego	5	68	13.6	44	0
10/05	vs. Pittsburgh	4	26	6.5	9	0
10/12	at Tennessee	2	18	9.0	10	0
10/19	vs. Cleveland	1	7	7.0	7	0
10/26	vs. Miami	3	49	16.3	20	0
11/02	at Cincinnati	7	112	16.0	40t	2
11/09	vs. Dallas	1	9	9.0	9	0
	BYE WEEK					
11/23	at Indianapolis	1	13	13.0	13	0
11/30	vs. N.Y. Giants	4	42	10.5	14	0
12/07	vs. Houston	5	36	7.2	16	1
12/14	at Baltimore	6	70	11.7	27	0
12/18	vs. Tennessee	3	26	8.7	15	0
12/28	at Houston	2	15	7.5	10	0
<b>2014 totals:</b>		<b>51</b>	<b>677</b>	<b>13.3</b>	<b>63t</b>	<b>6</b>



# PLAYER BIOS

33

## CHRIS IVORY



RUNNING BACK  
6-0 222 LBS.  
TIFFIN UNIVERSITY  
BORN MARCH 22, 1988  
LONGVIEW, TEXAS  
ACQ: UFA (N.Y. JETS) 2016  
EXP: 7TH YEAR

### TRANSACTIONS

Originally signed by New Orleans as an undrafted rookie free agent on 5/3/10 ... Acquired by the N.Y. Jets in exchange for a fourth-round 2013 draft choice on 4/26/13 ... Signed by Jacksonville as an undrafted free agent on 3/10/15

### PRO (Games played/started - 70/37, 2/0)

- Seventh-year RB has spent time with New Orleans, N.Y. Jets and Jacksonville
- Career totals include 883 carries for 4,031 yards (4.6 rush avg.) and 24 touchdowns
- Has 53 receptions for 382 yards (7.2 rec. avg.) and two touchdowns
- Ivory's 4,031 rushing yards rank sixth-most by an undrafted player since the 1970 NFL merger, and second-most by an undrafted player since he entered the league in 2010 (**Arian Foster**, 6,472)

### 2016 (w/ JAX - 0/0)

- 9/11 vs. G.B.: Inactive
- 9/18 at S.D.: Inactive

### 2015 (w/ NYJ - 15/14)

Started 14 of 15 games played and set career highs in carries (247), rushing yards (1,070), rushing touchdowns (seven), 100-yard rushing performances in a season (three), receptions (39) and receiving yards (217)

- 9/13 vs. CLE: Recorded 20 carries for 91 yards (4.6 rush avg.) and two touchdowns, his fourth career multi-touchdown performance
- 10/4 at MIA: Rushed for a career-high 166 yards and one TD for the seventh 100-yard game of his career
- 10/18 vs. WAS: Established a career high in scrimmage yards (196) after registering 146 yards on 20 carries and 50 yards on three receptions ... Recorded back-to-back 100-yard rushing performances for the first time in his career
- 10/25 at N.E.: Recorded the second receiving touchdown of his career, a nine-yard pass from QB **Ryan Fitzpatrick** in the third quarter
- 11/8 vs. JAX: Registered the fifth multi-touchdown game for his career, rushing for a pair of one-yard touchdowns

### 2014 (w/ NYJ - 16/10)

Registered a team-high 821 rushing yards on 198 carries (4.1 rush avg) and six touchdowns ... Added 18 receptions for 123 yards (6.8 rec. avg.)

- 9/7 vs. OAK: Gained 102 yards on 10 carries (10.2 rush avg.), including a career-long 71-yard touchdown in the fourth quarter
- 12/1 vs. MIA: Ran for 62 yards on 16 carries (3.9 rush avg.) and helped team run for 277 yards, the eighth-highest output in Jets history
- 12/28 at MIA: Registered the first receiving touchdown of his career on an eight-yard pass

### 2013 (w/ NYJ - 15/6)

Rushed for 833 yards on 182 rushes (4.6 rush avg.) and three touchdowns, and caught two passes for 10 yards (5.0 rec. avg.)

- 10/20 vs. N.E.: Voted FedEx Ground NFL Player of the Week after rushing 34 times for 104 yards
- 11/3 vs. N.O.: Finished with 139 rushing yards on 18 carries (7.7 rush avg.)
- 12/22 vs. CLE: Finished with 20 carries for 109 yards (5.5 rush avg.)

### 2012 (w/ N.O. - 6/2)

Played in six games with two starts, rushing for 217 yards on 40 attempts (5.4 rush avg.) and two touchdowns ... Added two receptions for 15 yards (7.5 rec. avg.)

- 11/5 vs. PHI: Gained 48 rushing yards on 10 carries (4.8 rush avg.) and added a 22-yard touchdown run
- 11/11 vs. ATL: Carried seven times for 72 yards (10.3 rush avg.) and scored on a 56-yard run

### 2011 (w/ N.O. - 6/2, 2/0)

Spent the first seven weeks of the season on the Physically Unable to Perform list recovering from foot and sports hernia surgeries ... Played in six games and had 79 rushes for 374 yards (4.7 rush avg.) and one touchdown ... Played in both postseason games and rushed 22 times for 70 yards (3.2 rush avg.)

- 1/1 vs. CAR: Ran 19 times for 127 yards and one touchdown

### 2010 (w/ N.O. - 12/3)

Appeared in 12 games with three starts and led the team in rushing, carrying 137 times for 716 yards (5.2 rush avg.) with five touchdowns ... Ranked fourth in the NFL in yards per carry and second among rookies in rushing yardage ... Named an All-Rook-

ie by The Sporting News and Pro Football Weekly/Pro Football Writers of America

- 10/17 at T.B.: Rushed 15 times for 158 yards (10.5 rush avg.)
- 11/25 at DAL: Registered two touchdowns as he rushed seven times for 38 yards
- 12/5 at CIN: Carried 15 times for 117 yards (7.8 rush avg.) with two touchdowns

### COLLEGE (at Washington State, 2006-08; at Tiffin University, 2009-10)

- As a senior, carried 39 times for 223 yards in five games before suffering season-ending knee injury
- Appeared in 22 games over three season at Washington State, rushing for 534 yards on 91 attempts (5.9 rush avg.) and four touchdowns

### Personal

- Earned three letters in football for head coach John King and two in track and field at Longview (Texas) H.S.
- Led football team to district title all three seasons
- Named best fullback by 5ATexasFootball.com and was a unanimous first-team All-District 12 5A selection
- Parents are Kenny and Judy Gilliland
- Twitter handle is @ivory33



### REGULAR SEASON CAREER STATISTICS

YEAR	TEAM	GP/GS	RUSHING					RECEIVING				
			NO	YDS	AVG	LG	TD	NO	YDS	AVG	LG	TD
2010	N.O.	12/3	137	716	5.2	55t	5	1	17	17.0	17	0
2011	N.O.	6/2	79	374	4.7	35t	1	0	0	0.0	0	0
2012	N.O.	6/2	40	217	5.4	56t	2	2	15	7.5	13	0
2013	NYJ	15/6	182	833	4.6	69	3	2	10	5.0	12	0
2014	NYJ	16/10	198	821	4.1	71t	6	18	123	6.8	23	1
2015	NYJ	15/14	247	1070	4.3	58	7	30	217	7.2	36	1
2016	JAX	0/0	0	0	0.0	0	0	0	0	0.0	0	0
NFL totals: 7 yrs. 70/37			883	4,031	4.6	71t	24	53	382	7.2	36	2



### POSTSEASON CAREER STATISTICS

YEAR	TEAM	GP/GS	RUSHING					RECEIVING					
			NO	YDS	AVG	LG	TD	NO	YDS	AVG	LG	TD	
2011	N.O.	2/0	22	70	3.2	19	0	0	0	0.0	0	0	
NFL totals: 7 yrs.			2/0	22	70	3.2	19	0	0	0	0.0	0	0



### CAREER HIGHS

	GAME	SEASON
Rushing attempts:	34 (10/20/13 vs. N.E.)	247 (2015)
Rushing yards:	166 (10/4/15 at Miami)	1,070 (2015)
Longest rush:	71 (9/7/14 vs. Oakland)	71 (2014)
Rushing touchdowns:	2 (three times, last: 10/26/14 vs. Buffalo)	7 (2015)
Receptions:	5 (12/6/15 at N.Y. Giants)	30 (2015)
Receiving yards:	52 (9/22/14 vs. Chicago)	217 (2015)
Receiving touchdowns:	1 (two times, last: 10/25/15 at New England)	14 (2015)



### 2016 GAME-BY-GAME STATISTICS

DATE	GAME	RUSHING					RECEIVING				
		NO	YDS	AVG	LG	TD	NO	YDS	AVG	LG	TD
09/11	vs. Green Bay										ina
09/18	at San Diego										ina
09/25	vs. Baltimore										
10/02	vs. Indianapolis										
	BYE WEEK										
10/16	at Chicago										
10/23	vs. Oakland										
10/27	at Tennessee										
11/06	at Kansas City										
11/13	vs. Houston										
11/20	at Detroit										
11/27	at Buffalo										
12/04	vs. Denver										
12/11	vs. Minnesota										
12/18	at Houston										
12/24	vs. Tennessee										
01/01	at Indianapolis										

2016 totals:

# PLAYER BIOS

## 2015 GAME-BY-GAME STATISTICS

DATE	GAME	RUSHING					RECEIVING				
		NO	YDS	AVG	LG	TD	NO	YDS	AVG	LG	TD
09/13	vs. Cleveland	20	91	4.6	19	2	1	9	9.0	9	0
09/21	at Indianapolis	14	57	4.1	19	0	2	3	1.5	2	0
09/27	vs. Philadelphia						DNP				
10/04	at Miami	29	166	5.7	24	1	0	0	0.0	0	0
	BYE WEEK										
10/18	vs. Washington	20	146	7.3	54	1	3	50	16.7	24	0
10/25	at New England	17	41	2.4	7	0	3	24	8.0	9	0
11/01	at Oakland	15	17	1.1	7	0	3	24	8.0	9	0
11/08	vs. Jacksonville	23	26	1.1	9	2	3	22	7.3	16	0
11/12	vs. Buffalo	18	99	5.5	21	0	2	36	18.0	36	0
11/22	at Houston	8	36	4.5	23	0	1	9	9.0	9	0
11/29	vs. Miami	21	87	4.1	31	1	2	15	7.5	9	0
12/06	at N.Y. Giants	10	47	4.7	20	0	5	22	4.4	11	0
12/13	vs. Tennessee	22	101	4.6	32	0	1	6	6.0	6	0
12/19	at Dallas	13	37	2.8	8	0	1	5	5.0	5	0
12/27	vs. New England	11	38	3.5	17	0	4	4	1.0	6	0
01/03	at Buffalo	6	81	13.5	58	0	0	0	0.0	0	0
<b>2015 totals:</b>		<b>247</b>	<b>1070</b>	<b>4.3</b>	<b>58</b>	<b>7</b>	<b>30</b>	<b>217</b>	<b>7.2</b>	<b>36</b>	<b>1</b>

## 2014 GAME-BY-GAME STATISTICS

DATE	GAME	RUSHING					RECEIVING				
		NO	YDS	AVG	LG	TD	NO	YDS	AVG	LG	TD
09/07	vs. Oakland	10	102	10.2	71t	1	0	0	0.0	0	0
09/14	at Green Bay	13	44	3.4	9	1	1	3	3.0	3	0
09/22	vs. Chicago	10	44	4.4	17	0	4	52	13.0	23	0
09/28	vs. Detroit	17	84	4.9	17	0	2	16	8.0	8	0
10/05	at San Diego	9	44	4.9	17	0	2	16	8.0	8	0
10/12	vs. Denver	8	7	0.9	5	0	0	0	0.0	0	0
10/16	at New England	21	107	5.1	16	1	4	18	4.5	7	0
10/26	vs. Buffalo	13	43	3.3	9	2	0	0	0.0	0	0
11/02	at Kansas City	8	22	2.8	6	0	0	0	0.0	0	0
11/09	vs. Pittsburgh	14	51	3.6	12	0	0	0	0.0	0	0
	BYE WEEK										
11/24	at Buffalo	7	31	4.4	17	0	3	7	2.3	6	0
12/01	vs. Miami	16	62	3.9	11	0	0	0	0.0	0	0
12/07	at Minnesota	16	73	4.6	15	0	1	4	4.0	4	0
12/14	at Tennessee	12	25	2.1	12	1	1	1	1.0	1	0
12/21	vs. New England	11	53	4.8	16	0	0	0	0.0	0	0
12/28	at Miami	13	29	2.2	9	0	1	8	8.0	8t	1
<b>2014 totals:</b>		<b>198</b>	<b>821</b>	<b>4.1</b>	<b>71t</b>	<b>6</b>	<b>18</b>	<b>123</b>	<b>6.8</b>	<b>23</b>	<b>1</b>

## 2013 GAME-BY-GAME STATISTICS

DATE	GAME	RUSHING					RECEIVING				
		NO	YDS	AVG	LG	TD	NO	YDS	AVG	LG	TD
09/08	vs. Tampa Bay	10	15	1.5	7	0	0	0	0.0	0	0
09/12	at New England	12	52	4.3	11	0	0	0	0.0	0	0
09/22	vs. Buffalo	4	5	1.3	5	0	0	0	0.0	0	0
09/29	at Tennessee						ina				
10/07	at Atlanta	4	27	6.8	19	0	0	0	0.0	0	0
10/13	vs. Pittsburgh	4	16	4.0	9	0	0	0	0.0	0	0
10/20	vs. New England	34	104	3.1	17	0	1	-2	-2.0	-2	0
10/27	at Cincinnati	6	11	1.8	5	0	0	0	0.0	0	0
11/03	vs. New Orleans	18	139	7.7	52	1	0	0	0.0	0	0
	BYE WEEK										
11/17	at Buffalo	15	98	6.5	69	1	0	0	0.0	0	0
11/24	at Baltimore	9	35	3.9	17	0	0	0	0.0	0	0
12/01	vs. Miami	12	61	5.1	32	0	1	12	12.0	12	0
12/08	vs. Oakland	18	76	4.2	15t	1	0	0	0.0	0	0
12/15	at Carolina	11	66	5.5	28	0	0	0	0.0	0	0
12/22	vs. Cleveland	20	109	5.5	28	0	0	0	0.0	0	0
12/29	at Miami	5	19	3.8	5	0	0	0	0.0	0	0
<b>2013 totals:</b>		<b>182</b>	<b>833</b>	<b>4.6</b>	<b>69</b>	<b>3</b>	<b>2</b>	<b>10</b>	<b>5.0</b>	<b>12</b>	<b>0</b>

## 2012 GAME-BY-GAME STATISTICS

DATE	GAME	RUSHING					RECEIVING				
		NO	YDS	AVG	LG	TD	NO	YDS	AVG	LG	TD
09/09	vs. Washington						ina				
09/16	at Carolina						ina				
09/23	vs. Kansas City						ina				
09/30	at Green Bay						ina				
10/07	vs. San Diego						DNP				
	BYE WEEK										
10/21	at Tampa Bay						ina				
10/28	at Denver						DNP				
11/05	vs. Philadelphia	10	48	4.8	22t	1	1	2	2.0	2	0
11/11	vs. Atlanta	7	72	10.3	56t	1	1	13	13.0	13	0
11/18	at Oakland	8	37	4.6	25	0	0	0	0.0	0	0
11/25	vs. San Francisco	8	34	4.3	7	0	0	0	0.0	0	0
11/29	at Atlanta	3	4	1.3	6	0	0	0	0.0	0	0
12/09	at N.Y. Giants						ina				
12/16	vs. Tampa Bay						ina				
12/23	at Dallas						ina				
12/30	vs. Carolina	4	22	5.5	11	0	0	0	0.0	0	0
<b>2012 totals:</b>		<b>40</b>	<b>217</b>	<b>5.4</b>	<b>56t</b>	<b>2</b>	<b>2</b>	<b>15</b>	<b>7.5</b>	<b>13</b>	<b>0</b>

## 2011 GAME-BY-GAME STATISTICS

DATE	GAME	RUSHING					RECEIVING				
		NO	YDS	AVG	LG	TD	NO	YDS	AVG	LG	TD
09/08	at G.B.						PUP				
09/18	vs. Chicago						PUP				
09/25	vs. Houston						PUP				
10/02	at Jacksonville						PUP				
10/09	at Carolina						PUP				
10/16	at Tampa Bay						PUP				
10/23	vs. Indianapolis						PUP				
10/30	at St. Louis	6	18	3.0	6	0	0	0	0.0	0	0
11/06	vs. Tampa Bay	15	67	4.5	12	0	0	0	0.0	0	0
11/13	at Atlanta						ina				
	BYE WEEK										
11/28	vs. N.Y. Giants						ina				
12/04	vs. Detroit						ina				
12/11	vs. Tennessee	13	53	4.1	25	0	0	0	0.0	0	0
12/18	vs. Minnesota	18	74	4.1	12	0	0	0	0.0	0	0
12/26	vs. Atlanta	8	35	4.4	11	0	0	0	0.0	0	0
01/01	vs. Carolina	19	127	6.7	35t	1	0	0	0.0	0	0
<b>2011 totals:</b>		<b>79</b>	<b>374</b>	<b>4.7</b>	<b>35t</b>	<b>1</b>	<b>0</b>	<b>0</b>	<b>0.0</b>	<b>0</b>	<b>0</b>

01/07	vs. Detroit	13	47	3.6	19	0	0	0	0.0	0	0
01/14	at San Francisco	9	23	2.6	7	0	0	0	0.0	0	0
<b>Postseason totals:</b>		<b>22</b>	<b>70</b>	<b>3.2</b>	<b>19</b>	<b>0</b>	<b>0</b>	<b>0</b>	<b>0.0</b>	<b>0</b>	<b>0</b>

## 2010 GAME-BY-GAME STATISTICS

DATE	GAME	RUSHING					RECEIVING				
		NO	YDS	AVG	LG	TD	NO	YDS	AVG	LG	TD
09/09	vs. Minnesota						ina				
09/20	at San Francisco						ina				
09/26	vs. Atlanta	7	13	1.9	9	0	0	0	0.0	0	0
10/03	vs. Carolina	12	67	5.6	14	0	0	0	0.0	0	0
10/10	at Arizona	10	39	3.9	14	0	0	0	0.0	0	0
10/17	at Tampa Bay	15	158	10.5	33	0	1	17	17.0	17	0
10/24	vs. Cleveland	15	48	3.2	8	0	0	0	0.0	0	0
10/31	vs. Pittsburgh	7	7	1.0	6	0	0	0	0.0	0	0
11/07	at Carolina	12	50	4.2	11	0	0	0	0.0	0	0
	BYE WEEK										
11/21	vs. Seattle	23	99	4.3	24	1	0	0	0.0	0	0
11/25	at Dallas	7	38	5.4	17	2	0	0	0.0	0	0
12/05	at Cincinnati	15	117	7.8	55t	2	0	0	0.0	0	0
12/12	vs. St. Louis	7	47	6.7	18	0	0	0	0.0	0	0
12/19	at Baltimore						ina				
12/27	at Atlanta						ina				
01/02	vs. Tampa Bay	7	33	4.7	11	0	0	0	0.0	0	0
<b>2010 totals:</b>		<b>137</b>	<b>716</b>	<b>5.2</b>	<b>55t</b>	<b>5</b>	<b>1</b>	<b>17</b>	<b>17.0</b>	<b>17</b>	<b>0</b>

# PLAYER BIOS

44

## MYLES JACK

LINEBACKER

6-1 245 LBS.

UCLA

BORN SEPTEMBER 3, 1995

SCOTTSDALE, ARIZONA

ACQ: 2ND ROUND OF 2016 DRAFT (36TH)

EXP: ROOKIE



### TRANSACTIONS

• Originally drafted by Jacksonville in the second round (36th overall) of the 2016 draft on choice obtained from Baltimore for Jaguars' second (38th overall)- and fifth (146th overall)-round choices

### PRO (Games played/started - 2/0)

Made his NFL and Jaguars debut in the team's season opener in 2016

### 2016 (w/ JAX - 2/0)

- **9/11 vs. G.B.:** Played in 12 snaps on special teams in NFL and team debut
- **9/18 at S.D.:** Saw action at LB, making two solo tackles, and on special teams

### COLLEGE (at UCLA, 2013-15)

As a junior, started in all three games he played before injuring his knee in practice ... Registered 15 tackles ... Starter in all 13 games at LB and named second-team all-conference ... Finished second on the team with 88 tackles, 8.0 for loss, and seven passes defended ... As a freshman, saw action in all 13 games with 12 starts, 11 at LB and one at RB ... Finalist for the Paul Hornung Award as the nation's most versatile player ... Named first-team All-America by Athlon Sports as an all-purpose player and honorable mention All-America by SI.com ... First-team Freshman All-America selection by Sporting News ... Named both offensive and defensive freshman of the year in the Pac-12 by coaches ... Earned second-team All-Pac-12 honors ... His 75 tackles ranked fifth on the team and as the second-most ever by a true freshman ... Led team with 11 passes defended ... Scored seven rushing touchdowns on the season (second on the school's freshman list behind DeShaun Foster in 1998) ... Earned a spot on the Athletic Director's Academic Honor Roll in 2013 Fall and 2014 Winter quarters

### PERSONAL

- A four-star recruit from Bellevue (Wash.) High School, according to both scout.com and rivals.com
- Ranked as the nation's No. 4 OLB and No. 1 in the west
- Also played running back in high school for an offense that averaged more than 46 points per game his senior season
- Selected to play in the U.S. Army All-American game, where he posted five tackles
- Earned letters in track (three) and basketball (one)
- Son of H. David Jack and La Sonjia (Fisher) Jack
- Has one brother, Jahlen
- Twitter handle is @MylesJack

### REGULAR SEASON CAREER STATISTICS

YEAR	TEAM	GP/GS	TKL	SOLO	ASST	SACKS	FF	FR	PD	TFL
2016	JAX	2/0	0	0	0	0.0	0	0	0	0
NFL totals: 1 yr.		2/0	0	0	0	0.0	0	0	0	0


### 2016 GAME-BY-GAME STATISTICS

DATE	OPP	TKL	SOLO	ASST	ST	SACKS	FF	FR	PD	TFL
09/11	vs. Green Bay	0	0	0	0	0.0	0	0	0	0
09/18	at San Diego	2	2	0	0	0.0	0	0	0	0
09/25	vs. Baltimore									
10/02	vs. Indianapolis									
	BYE WEEK									
10/16	at Chicago									
10/23	vs. Oakland									
10/27	at Tennessee									
11/06	at Kansas City									
11/13	vs. Houston									
11/20	at Detroit									
11/27	at Buffalo									
12/04	vs. Denver									
12/11	vs. Minnesota									
12/18	at Houston									
12/24	vs. Tennessee									
01/01	at Indianapolis									
<b>2016 totals:</b>		<b>2</b>	<b>2</b>	<b>0</b>	<b>0</b>	<b>0.0</b>	<b>0</b>	<b>0</b>	<b>0</b>	<b>0</b>

# PLAYER BIOS

90

## MALIK JACKSON



### DEFENSIVE LINEMAN

6-5 293 LBS.

TENNESSEE

BORN JANUARY 11, 1990

VAN NUYS, CALIFORNIA

ACQ: UFA (DENVER) 2016

EXP: 5TH YEAR

### TRANSACTIONS

Originally selected by Denver in the fifth round (137th overall) of the 2012 NFL Draft ... Signed by Jacksonville as an unrestricted free agent on 3/10/16

### PRO (Games played/started - 64/26, 8/7)

- Fifth-year defensive lineman joined the Jaguars after spending four years in Denver
- Has played in 64 regular season games (26 starts) and eight playoff contests (seven starts) during his first four years with the Broncos
- Regular season career totals include 136 tackles (101 solo), 15 passes defended, 14.0 sacks, two forced fumbles and two fumble recoveries
- Has recorded 21 tackles (16 solo), two passes defended, two forced fumbles, one sack and one fumble recovery in eight playoff games

### 2016 (w/ JAX - 2/2)

- **9/11 vs. G.B.:** Started at DT in his Jaguars debut
- **9/18 at S.D.:** Started at DT and made two tackles (one solo)

### 2015 (w/ DEN - 16/16, 3/3)

Started all 16 games for the first time in his career, finishing with a career-high 45 tackles (34 solo), 5.0 sacks and a career-best seven passes defended ... Started all three of Denver's postseason contests and tallied nine tackles (eight solo) and a fumble recovery for a TD in Super Bowl 50

- **9/17 vs. K.C.:** Finished with three tackles, one sack and one pass defended that led to CB **Chris Harris Jr.**'s interception at the Broncos' 10-yard line
- **9/27 at DET:** Posted three tackles, one fumble recovery and 0.5 sacks
- **10/11 at OAK:** Registered six tackles (five solo) and one sack
- **10/18 at CLE:** Posted four tackles (three solo), two tackles for loss and one sack
- **12/20 at PIT:** Tallied five tackles (four solo) and 1.5 sacks
- **2/7 vs. CAR (Super Bowl 50):** Recorded five tackles (five solo) and recovered a fumble in the end zone, marking the seventh fumble recovery for a touchdown in Super Bowl history

### 2014 (w/ DEN - 16/3, 1/1)

Played all 16 games for the second consecutive season and totaled 42 tackles (33 solo), four passes defended, three sacks and one forced fumble ... Was part of a rushing defense that allowed just 79.8 rushing yards per game, the lowest single-season figure in team history and the NFL's second-best mark in 2014

- **9/7 vs. IND:** Posted two tackles (one solo) and 0.5 sacks in season opener
- **10/5 vs. ARI:** Had two tackles (one solo) and 0.5 sacks
- **12/7 vs. BUF:** Tallied a season-high six tackles (six solo) and one sack
- **1/11 vs. IND:** Posted four tackles (one solo) in AFC Divisional Playoff Game

### 2013 (w/ DEN - 16/5, 3/3)

Played all 16 regular season games (five starts) and led Denver's defensive line with 42 tackles ... Ranked second on the team with six sacks and led the team with 11 tackles for loss ... Added four passes defended and one forced fumble ... Started in all three postseason games for the Broncos and made eight tackles (seven solo), one sack and two passes defended

- **9/23 vs. OAK:** Recorded his first career sack, splitting it with LB **Wesley Woodyard**
- **10/13 vs. JAX:** Posted a season-high seven tackles (five solo), two sacks and one pass defended
- **12/1 at K.C.:** Made his first NFL start ... Forced his first career fumble while adding two solo tackles
- **1/12 vs. S.D.:** Made his first postseason start and registered three tackles and one sack in team's AFC Divisional Playoff Game

### 2012 (w/ DEN - 14/0, 1/0)

Played 14 games as a rookie and totaled five tackles (three solo)

### COLLEGE (at Southern California, 2008-09; at Tennessee, 2010-11)

- Played 46 games (24 starts) at Southern California and Tennessee and made 136 tackles (67 solo), 13 sacks, four forced fumbles and one fumble recovery
- Earned first-team All-SEC as a senior and second-team all-conference as a junior
- As a senior, led the Volunteers in tackles for loss (11) and sacks (2.5)
- Saw action in 21 games as a reserve defensive lineman at USC and recorded 22 tackles (15 solo), 5.5 sacks and two forced fumbles

### Personal

- Made 103 tackles and 14.5 sacks at Birmingham High School in Van Nuys, Calif.
- Helped lead Birmingham to the 2006 Los Angeles City title with 10.5 sacks as a

junior

- Twin brother, Marquis, was all-conference DE for Texas Southern University from 2010-11
- Twitter handle is @TheMalikJackson



### REGULAR SEASON CAREER STATISTICS

YEAR	TEAM	GP/GS	TKL	SOLO	ASST	SACKS	FF	FR	PD
2012	DEN	14/0	5	3	2	0.0	0	0	0
2013	DEN	16/5	42	30	12	6.0	1	0	4
2014	DEN	16/3	42	33	9	3.0	1	0	4
2015	DEN	16/16	45	34	11	5.0	0	2	7
2016	JAX	2/2	2	1	1	0.0	0	0	0
<b>NFL totals: 5 yrs.</b>		<b>64/26</b>	<b>136</b>	<b>101</b>	<b>35</b>	<b>14.0</b>	<b>2</b>	<b>2</b>	<b>15</b>



### POSTSEASON CAREER STATISTICS

YEAR	TEAM	GP/GS	TKL	SOLO	ASST	SACKS	FF	FR	PD
2012	DEN	1/0	0	0	0	0.0	0	0	0
2013	DEN	3/3	8	7	1	1.0	0	0	2
2014	DEN	1/1	4	1	3	0.0	0	0	0
2015	DEN	3/3	9	8	1	0.0	0	1	0
<b>NFL totals: 4 yrs.</b>		<b>8/7</b>	<b>21</b>	<b>16</b>	<b>5</b>	<b>1.0</b>	<b>0</b>	<b>1</b>	<b>2</b>



### CAREER HIGHS

	GAME	SEASON
<b>Tackles:</b>	7 (10/13/13 vs. Jacksonville)	45 (2015)
<b>Sacks:</b>	2.0 (10/13/13 vs. Jacksonville)	6.0 (2013)
<b>Forced fumbles:</b>	1 (twice, last: 11/9/14 at Oakland)	1 (2013 & 2014)
<b>Fumble recoveries:</b>	1 (twice, last: 11/22/15 at Chicago)	2 (2015)
<b>Passes defended:</b>	2 (six times, last: 12/13/15 vs. Oakland)	7 (2015)



### 2016 GAME-BY-GAME STATISTICS

DATE	OPP	TKL	SOLO	ASST	SACKS	FF	FR	PD	TFL
09/11	vs. Green Bay	0	0	0	0.0	0	0	0	0
09/18	at San Diego	2	1	1	0.0	0	0	0	0
09/25	vs. Baltimore								
10/02	vs. Indianapolis								
	BYE WEEK								
10/16	at Chicago								
10/23	vs. Oakland								
10/27	at Tennessee								
11/06	at Kansas City								
11/13	vs. Houston								
11/20	at Detroit								
11/27	at Buffalo								
12/04	vs. Denver								
12/11	vs. Minnesota								
12/18	at Houston								
12/24	vs. Tennessee								
01/01	at Indianapolis								
<b>2016 totals:</b>		<b>2</b>	<b>1</b>	<b>1</b>	<b>0.0</b>	<b>0</b>	<b>0</b>	<b>0</b>	<b>0</b>



### 2015 GAME-BY-GAME STATISTICS

DATE	OPP.	TKL	SOLO	ASST	SACKS	FF	FR	PD
09/13	vs. Baltimore	3	0	3	0.0	0	0	0
09/17	at Kansas City	3	0	3	1.0	0	0	0
09/27	at Detroit	2	1	1	0.5	0	1	0
10/04	vs. Minnesota	2	1	1	0.0	0	0	0
10/11	at Oakland	6	5	1	1.0	0	0	0
10/18	at Cleveland	4	3	1	1.0	0	0	0
11/01	vs. Green Bay	2	1	1	0.0	0	0	1
11/08	at Indianapolis	5	3	2	0.0	0	0	2
11/15	vs. Kansas City	3	3	0	0.0	0	0	0
11/22	at Chicago	0	0	0	0.0	0	1	0
11/29	vs. New England	1	0	1	0.0	0	0	0
12/06	at San Diego	2	2	0	0.0	0	0	2
12/13	vs. Oakland	2	2	0	0.0	0	0	2
12/20	at Pittsburgh	5	3	2	1.5	0	0	0
12/28	vs. Cincinnati	3	2	1	0.0	0	0	0
01/03	vs. San Diego	2	2	0	0.0	0	0	0
<b>2015 totals:</b>		<b>45</b>	<b>34</b>	<b>11</b>	<b>5.0</b>	<b>0</b>	<b>2</b>	<b>7</b>
01/17	vs. Pittsburgh	2	1	1	0.0	0	0	0
01/24	vs. New England	2	2	0	0.0	0	0	0
02/07	vs. Carolina	5	5	0	0.0	0	1	0
<b>Postseason totals:</b>		<b>9</b>	<b>8</b>	<b>1</b>	<b>0.0</b>	<b>0</b>	<b>1</b>	<b>0</b>



# PLAYER BIOS



## 2014 GAME-BY-GAME STATISTICS

DATE	OPP.	TKL	SOLO	ASST	SACKS	FF	FR	PD
09/07	vs. Indianapolis	2	1	1	0.5	0	0	0
09/14	vs. Kansas City	1	1	0	0.0	0	0	0
09/21	at Seattle	5	0	5	0.0	0	0	0
BYE WEEK								
10/05	vs. Arizona	2	1	1	0.5	0	0	0
10/12	at N.Y. Jets	4	3	1	0.0	0	0	0
10/19	vs. San Francisco	1	1	0	1.0	0	0	0
10/23	vs. San Diego	1	1	0	1.0	0	0	0
11/02	at New England	2	1	1	0.0	0	0	0
11/09	at Oakland	1	1	0	0.0	1	0	0
11/16	at St. Louis	5	5	0	0.0	0	0	0
11/23	vs. Miami	3	3	0	0.0	0	0	0
11/30	at Kansas City	0	0	0	0.0	0	0	0
12/07	vs. Buffalo	6	6	0	1.0	0	0	0
12/14	at San Diego	2	2	0	0.0	0	0	2
12/22	at Cincinnati	5	5	0	0.0	0	0	0
12/28	vs. Oakland	2	2	0	0.0	0	0	2
<b>2014 Totals:</b>		<b>42</b>	<b>33</b>	<b>9</b>	<b>3.0</b>	<b>1</b>	<b>0</b>	<b>4</b>
01/11	vs. Indianapolis	4	1	3	0.0	0	0	0
<b>Postseason totals:</b>		<b>4</b>	<b>1</b>	<b>3</b>	<b>0.0</b>	<b>0</b>	<b>0</b>	<b>0</b>



## 2013 GAME-BY-GAME STATISTICS

DATE	OPP.	TKL	SOLO	ASST	SACKS	FF	FR	PD
09/05	vs. Baltimore	1	0	1	0.0	0	0	0
09/15	at N.Y. Giants	2	2	0	0.0	0	0	0
09/23	vs. Oakland	1	0	1	0.5	0	0	0
09/29	vs. Philadelphia	0	0	0	0.0	0	0	0
10/06	at Dallas	2	1	1	1.0	0	0	0
10/13	vs. Jacksonville	7	5	2	2.0	0	0	1
10/20	at Indianapolis	3	1	2	0.0	0	0	1
10/27	vs. Washington	1	1	0	0.0	0	0	0
11/10	at San Diego	3	1	2	0.5	0	0	2
11/17	vs. Kansas City	3	1	2	0.0	0	0	2
11/24	at New England	1	1	0	0.0	0	0	0
12/01	at Kansas City	2	2	0	0.0	1	0	0
12/08	vs. Tennessee	4	4	0	1.0	0	0	0
12/12	vs. San Diego	3	3	0	0.0	0	0	0
12/22	at Houston	5	4	1	0.0	0	0	0
12/29	at Oakland	4	4	0	1.0	0	0	0
<b>2013 Totals:</b>		<b>42</b>	<b>30</b>	<b>12</b>	<b>6.0</b>	<b>1</b>	<b>0</b>	<b>4</b>
01/12	vs. San Diego	3	3	0	1.0	0	0	0
01/19	vs. New England	0	0	0	0.0	0	0	1
02/02	vs. Seattle	5	4	1	0.0	0	0	1
<b>Postseason totals:</b>		<b>8</b>	<b>7</b>	<b>1</b>	<b>1.0</b>	<b>0</b>	<b>0</b>	<b>2</b>



## 2012 GAME-BY-GAME STATISTICS


DATE	OPP.	TKL	SOLO	ASST	SACKS	FF	FR	PD
09/09	vs. Pittsburgh				ina			
09/17	at Atlanta	0	0	0	0.0	0	0	0
09/23	vs. Houston	1	1	0	0.0	0	0	0
09/30	vs. Oakland	0	0	0	0.0	0	0	0
10/07	at New England	1	1	0	0.0	0	0	0
10/15	at San Diego				DNP			
BYE WEEK								
10/28	vs. San Diego	0	0	0	0.0	0	0	0
11/04	at Cincinnati	0	0	0	0.0	0	0	0
11/11	at Carolina	1	1	0	0.0	0	0	0
11/18	vs. San Diego	0	0	0	0.0	0	0	0
11/25	at Kansas City	0	0	0	0.0	0	0	0
12/02	vs. Tampa Bay	0	0	0	0.0	0	0	0
12/06	at Oakland	0	0	0	0.0	0	0	0
12/16	at Baltimore	0	0	0	0.0	0	0	0
12/23	vs. Cleveland	1	0	1	0.0	0	0	0
12/30	vs. Kansas City	1	1	0	0.0	0	0	0
<b>2012 Totals:</b>		<b>42</b>	<b>30</b>	<b>12</b>	<b>6.0</b>	<b>1</b>	<b>0</b>	<b>4</b>
01/12	vs. Baltimore	1	0	1	0.0	0	0	0
<b>Postseason totals:</b>		<b>1</b>	<b>0</b>	<b>1</b>	<b>0.0</b>	<b>0</b>	<b>0</b>	<b>0</b>



# PLAYER BIOS

76

## LUKE JOECKEL



OFFENSIVE TACKLE

6-6 315 LBS.

TEXAS A&M

BORN NOVEMBER 6, 1991

ARLINGTON, TEXAS

ACQ: 1ST ROUND OF 2013 DRAFT (2ND)

EXP: 4TH YEAR

### TRANSACTIONS

- Originally drafted by Jacksonville in the first round (2nd overall) of the 2013 draft

### PRO (Games played/started - 37/37)

- Has made 36 career starts: 31 at LT, 2 at LG, 4 at RT
- Switched from LT to LG prior to the 2016 season
- Had his rookie season cut short by injury after fracturing his right ankle on Oct. 6 at St. Louis but returned to start all 16 games in 2014
- Marked only the third OL taken in the first round in franchise history, joining Tony Boselli (2nd overall, 1995) and Eugene Monroe (8th overall, 2009)
- Joined Boselli and Kevin Hardy (1996) as the highest selections in team history

### 2016 (w/ JAX - 2/2)

- 9/11 vs. G.B.:** Made his first career start at LG in team's season opener
- 9/18 at S.D.:** Started at LG

### 2015 (w/ JAX - 14/14)

Started and played in 14 games during his third NFL season

- 10/4 at IND:** Returned from injury and started at LT, helping RB T.J. Yeldon rush for 100+ yards
- 10/25 vs. BUF:** Started at LT, helping RB T.J. Yeldon rush for a season-high 115 yards
- 12/13 vs. IND:** Started at LT, helping the Jaguars rush for a season-high 154 yards

### 2014 (w/ JAX - 16/16)

Returned from injury to start all 16 games at LT ... Part of Jaguars rushing attack that ranked sixth in the NFL in average per rush (4.54)

- 10/19 vs. CLE:** Started at LT and helped pave the way for a season-high 185 rushing yards
- 10/26 vs. MIA:** Started at LT and left game in the second quarter with a concussion
- 12/18 vs. TEN:** Started at LT and helped team rush for 177 yards on 25 carries (7.1 avg.) and two TDs

### 2013 (w/ JAX - 5/5)

Started five games, four at RT and one at LT

- 9/8 vs. KC:** Made NFL debut on, starting at RT
- 10/6 at STL:** Made first career start at LT and suffered a right ankle fracture in the second quarter. Was placed on injured reserve on Oct. 9

### COLLEGE (at Texas A&M, 2010-12)

- Three-year letterman and left school following his junior season
- Started all 39 games of his college career at LT, including 13 as a true freshman
- Career totals include 327 key blocks/knockdowns and 42 TD-resulting blocks
- Recognized as the nation's best offensive lineman in college football as the 67th recipient of the Outland Trophy in 2012
- Enrolled at Texas A&M after graduating early from Arlington High in January 2010 with a 3.5 grade point average
- Majored in business

### PERSONAL

- Attended Arlington High in Arlington, Texas
- Earned consensus All-America honors as a senior, while protecting his twin brother, Matt, who played QB
- Twin brother, Matt, played QB at Texas A&M
- Older brother, David, played on the offensive line at DePauw
- Father, Dave, was a four-year letterman and three-year starter as an offensive lineman at Texas Tech and now serves as a trial lawyer in Fort Worth
- Grandfather, Reece Washington, played tight end for Texas Tech

# PLAYER BIOS

36

## JOSH JOHNSON



CORNERBACK

5-10 200 LBS.

PURDUE

BORN SEPTEMBER 10, 1990

DADE CITY, FLORIDA

ACQ: FREE AGENT 2016

EXP: FIRST YEAR

### TRANSACTIONS

Originally signed with San Diego as an undrafted free agent on 4/27/13 ... Waived on 8/31/13 ... Signed by Jacksonville on 2/12/16

### PRO (Games Played/Started – 1/0)

- Spent training camp with the San Diego Chargers in 2013 after being signed as an undrafted free agent
- Played for the CFL's BC Lions from 2014-15, playing in 24 games and recording 100 tackles, 5.0 sacks, three INTs, three passes defended and two fumble recoveries

### 2016 (w/ JAX - 1/0)

- 9/11 vs. G.B.: Inactive
- 9/18 at S.D.: Made his Jaguars debut and saw action on special teams

### COLLEGE (at Purdue, 2009-12)

- Played in 49 games over his four-year career, totaling 182 tackles and six interceptions
- Recorded 31 passes defended, including a team-high 16 during his senior season.

### PERSONAL

- Given name is Joshua Lutrail Johnson
- Organizational leadership and supervision major
- Nickname is "Jay Jay"
- Twitter handle is @jjohnson28FLA

# PLAYER BIOS

95

## ABRY JONES

DEFENSIVE TACKLE

6-4 320 LBS.

GEORGIA

BORN SEPTEMBER 8, 1991

WARNER ROBINS, GEORGIA

ACQ: ROOKIE FREE AGENT 2013

EXP: 4TH YEAR



### TRANSACTIONS

Originally signed by Jacksonville as an undrafted rookie on 4/27/13 ... Placed on injured reserve on 1/1/16

### PRO (Games played/started - 41/2)

- Earned roster spot as an undrafted rookie in 2013 and has played in 41 games
- Career totals include 65 tackles (38 solo), 5.5 sacks, two forced fumbles, one fumble recovery, three passes defended and five QB pressures
- Played in all 16 games in 2014

### 2016 (w/ JAX - 2/0)

- **9/11 vs. G.B.:** Played five snaps at DT and 17 on special teams
- **9/18 at S.D.:** Saw action at DT and made one tackle

### 2015 (w/ JAX - 15/0)

Played in 15 games before being placed on the team's injured reserve list for the final regular season game ... Totaled 16 tackles (seven solo), 2.0 sacks, one forced fumble and one fumble recovery

- **10/4 at IND:** Saw action at DT and special teams, and recorded his first career fumble recovery
- **10/11 at T.B.:** Made five tackles (three solo), including two tackles for loss and recorded one pass defended
- **10/25 vs. BUF:** Made one tackle (one solo), including one sack
- **11/15 at BAL:** Made four tackles (one solo), including a sack-fumble that was recovered by DT **Tyson Alualu**

### 2014 (w/ JAX - 16/2)

Played in all 16 games for the first time in his career and registered a career-best 39 tackles (23 solo), three sacks, four tackles for loss, three quarterback hits and one forced fumble

- **10/5 vs. PIT:** Registered a career-high two sacks including a sack/forced fumble of QB **Ben Roethlisberger** early in the fourth quarter ... Also sacked Roethlisberger in the second quarter ... Added one QB pressure and one tackle for loss
- **10/19 vs. CLE:** Made three solo tackles, one QB hit and one tackle for loss ...
- **12/7 vs. HOU:** Saw action at DT and matched his season-high with four tackles (three solo)
- **12/18 vs. TEN:** Made first career start and totaled a career-high five tackles (three solo) along with one sack ... Sacked QB **Charlie Whitehurst** for a three-yard loss on the opening possession
- **12/28 at HOU:** Started for the second consecutive game and totaled three tackles (one solo)

### 2013 (w/ JAX - 8/0)

Played in eight games as a rookie after earning a roster spot as an undrafted free agent ... Totaled nine tackles, 0.5 sacks and one QB hit

- **10/6 at STL:** Made NFL debut on and saw action on defense
- **10/20 vs. SD:** Made first career tackle
- **12/22 vs. TEN:** Saw extensive action in DL rotation and posted a career-high four tackles (three solo), one QB hit and split a sack with LB **Paul Posluszny** in the first quarter
- **12/29 at IND:** Totaled two solo tackles in season-finale

### COLLEGE (at Georgia, 2009-12)

- Three-year letterman and appeared in 46 games, making 26 starts at DE and DT
- Career totals include 107 tackles (52 solo), 35 QB pressures, 13.5 tackles for a loss, 5.0 sacks and two forced fumbles
- Received the David Jacobs Award as a player who, by example, portray courage, spirit, character and determination
- Majored in communication studies

### PERSONAL

- Attended Northside (Ga.) High School
- USA Today All-USA second-team selection
- Twitter handle is @JUSTAB3

### REGULAR SEASON CAREER STATISTICS

YEAR	TEAM	GP/GS	TKL	SOLO	ASST	SACKS	FF	FR	PD	TFL
2013	JAX	8/0	9	8	1	0.5	0	0	0	0
2014	JAX	16/2	39	23	16	3.0	1	0	1	3
2015	JAX	15/0	16	7	9	2.0	1	1	2	3
2016	JAX	2/0	1	0	1	0.0	0	0	0	0
<b>NFL totals: 3 yrs.</b>		<b>41/2</b>	<b>65</b>	<b>38</b>	<b>25</b>	<b>5.5</b>	<b>2</b>	<b>1</b>	<b>3</b>	<b>6</b>

### CAREER HIGHS

	GAME	SEASON
<b>Tackles:</b>	5 (two times, last: 10/11/15 vs. T.B.)	39 (2014)
<b>Sacks:</b>	2.0 (10/5/14 vs. PIT)	3.0 (2014)
<b>Forced fumbles:</b>	1 (twice, last: 11/15/15 at BAL)	1 (2014 & 2015)
<b>Fumble recoveries:</b>	1 (10/4/15 at IND)	1 (2014)
<b>Passes defended:</b>	1 (three times, last: 10/11/15 at T.B.)	2 (2015)

### 2016 GAME-BY-GAME STATISTICS

DATE	OPP	TKL	SOLO	ASST	ST	SACKS	FF	FR	PD	TFL
09/11	vs. Green Bay	0	0	0	0	0.0	0	0	0	0
09/18	at San Diego	1	0	1	0	0.0	0	0	0	0
09/25	vs. Baltimore									
10/02	vs. Indianapolis									
BYE WEEK										
10/16	at Chicago									
10/23	vs. Oakland									
10/27	at Tennessee									
11/06	at Kansas City									
11/13	vs. Houston									
11/20	at Detroit									
11/27	at Buffalo									
12/04	vs. Denver									
12/11	vs. Minnesota									
12/18	at Houston									
12/24	vs. Tennessee									
01/01	at Indianapolis									
<b>2016 totals:</b>		<b>1</b>	<b>0</b>	<b>1</b>	<b>0</b>	<b>0.0</b>	<b>0</b>	<b>0</b>	<b>0</b>	<b>0</b>

### 2015 GAME-BY-GAME STATISTICS

DATE	GAME	TKL	SOLO	ASST	ST	SACKS	FF	FR	PD	TFL
09/13	vs. Carolina	0	0	0	0	0.0	0	0	0	0
09/20	vs. Miami	0	0	0	0	0.0	0	0	0	0
09/27	at New England	1	0	1	0	0.0	0	0	1	0
10/04	at Indianapolis	0	0	0	0	0.0	0	1	0	0
10/11	at Tampa Bay	5	3	2	0	0.0	0	0	1	2
10/18	vs. Houston	0	0	0	0	0.0	0	0	0	0
10/25	vs. Buffalo	1	1	0	0	1.0	0	0	0	1
11/1	BYE WEEK									
11/08	at N.Y. Jets	3	0	3	0	0.0	0	0	0	0
11/15	at Baltimore	4	1	3	0	1.0	1	0	0	0
11/19	vs. Tennessee	1	1	0	0	0.0	0	0	0	0
11/29	vs. San Diego	0	0	0	0	0.0	0	0	0	0
12/06	at Tennessee	0	0	0	0	0.0	0	0	0	0
12/13	vs. Indianapolis	0	0	0	0	0.0	0	0	0	0
12/20	vs. Atlanta	1	1	0	0	0.0	0	0	0	0
12/27	at New Orleans	0	0	0	0	0.0	0	0	0	0
01/03	at Houston									
IR										
<b>2015 totals:</b>		<b>16</b>	<b>7</b>	<b>9</b>	<b>0</b>	<b>2.0</b>	<b>1</b>	<b>1</b>	<b>2</b>	<b>3</b>

### 2014 GAME-BY-GAME STATISTICS

DATE	GAME	TKL	SOLO	ASST	ST	SACKS	FF	FR	PD	TFL
09/07	at Philadelphia	0	0	0	0	0.0	0	0	0	0
09/14	at Washington	3	2	1	0	0.0	0	0	0	1
09/21	vs. Indianapolis	1	1	0	0	0.0	0	0	0	0
09/28	at San Diego	0	0	0	0	0.0	0	0	0	0
10/05	vs. Pittsburgh	4	4	0	0	2.0	1	0	0	0
10/12	at Tennessee	2	2	0	0	0.0	0	0	0	0
10/19	vs. Cleveland	3	3	0	0	0.0	0	0	0	1
10/26	vs. Miami	1	0	1	0	0.0	0	0	1	0
11/02	at Cincinnati	3	1	2	0	0.0	0	0	0	0
11/09	vs. Dallas	1	1	0	0	0.0	0	0	0	0
BYE WEEK										
11/23	at Indianapolis	3	1	2	0	0.0	0	0	0	0
11/30	vs. N.Y. Giants	3	1	2	0	0.0	0	0	0	0
12/07	vs. Houston	4	3	1	0	0.0	0	0	0	0
12/14	at Baltimore	3	0	3	0	0.0	0	0	0	0
12/18	vs. Tennessee	5	3	2	0	1.0	0	0	0	1
12/28	at Houston	3	1	2	0	0.0	0	0	0	0
<b>2014 totals:</b>		<b>39</b>	<b>23</b>	<b>16</b>	<b>0</b>	<b>3.0</b>	<b>1</b>	<b>0</b>	<b>1</b>	<b>3</b>

# PLAYER BIOS




## 2013 GAME-BY-GAME STATISTICS

DATE	GAME	TKL	SOLO	ASST	ST	SACKS	FF	FR	PD	TFL
09/08	vs. Kansas City					ina				
09/15	at Oakland					ina				
09/22	at Seattle					ina				
09/29	vs. Indianapolis					ina				
10/06	at St. Louis	0	0	0	0	0.0	0	0	0	0
10/13	at Denver	0	0	0	0	0.0	0	0	0	0
10/20	vs. San Diego	1	1	0	0	0.0	0	0	0	0
10/27	vs. San Francisco					ina				
	BYE WEEK									
11/10	at Tennessee					ina				
11/17	vs. Arizona					ina				
11/24	at Houston					ina				
12/01	at Cleveland	0	0	0	0	0.0	0	0	0	0
12/05	vs. Houston	1	1	0	0	0.0	0	0	0	0
12/15	vs. Buffalo	1	1	0	0	0.0	0	0	0	0
12/22	vs. Tennessee	4	3	1	0	0.5	0	0	0	0
12/29	at Indianapolis	2	2	0	0	0.0	0	0	0	0
<b>2013 totals:</b>		<b>9</b>	<b>8</b>	<b>1</b>	<b>0</b>	<b>0.5</b>	<b>0</b>	<b>0</b>	<b>0</b>	<b>0</b>

# PLAYER BIOS

83

## BEN KOYACK



TIGHT END

6-5 255 LBS.

NOTRE DAME

BORN APRIL 9, 1993

OIL CITY, PENNSYLVANIA

ACQ: 7TH ROUND OF 2015 DRAFT (229TH)

EXP: 1ST YEAR

### TRANSACTIONS

Originally drafted by Jacksonville in the seventh round (229th overall) of the 2015 draft ... Signed by Jacksonville to the practices squad on 9/6/15

### PRO (Games played/started - 2/0)

• Spent his rookie season in 2015 on the practice squad before starting the 2016 season on the active roster

### 2016 (w/ JAX - 2/0)

- **9/11 vs. G.B.:** Played eight snaps on special teams and lined up at TE six times
- **9/18 at S.D.:** Saw action at TE and on special teams, and made one special teams tackle

### COLLEGE (at Notre Dame, 2011-14)

- Participated in the 2015 Senior Bowl
- Named to the Mackey Award Watch List, given annually to the most outstanding Tight End in FBS college football
- As a senior, started at tight end in all 13 games and totaled 30 receptions for 317 yards and two TDs

### PERSONAL

- Played for coach Matt LaVerde at Oil City (Pa.) High School
- Received first-team Pennsylvania all-state honors from Pennsylvania Sportswriters and Associated Press in 2010
- Rated best tight end in country and 25th-best prospect overall by Scout.com
- Recorded 62 receptions for 1,031 yards and 11 TDs as a senior ... Averaged 16.6 yards per catch
- Besides tight end, played quarterback, wide receiver, defensive end and linebacker
- Hails from family of musicians and is proficient playing trombone, piano and euphonium
- Son of David and Karen
- Twitter handle is @koymonster

### REGULAR SEASON CAREER STATISTICS

YEAR	TEAM	GP/GS	NO	YDS	AVG	LG	TD
2015	JAX				ps		
2016	JAX	2/0	0	0	0.0	0	0
<b>NFL totals: 1 yr.</b>		<b>2/0</b>	<b>0</b>	<b>0</b>	<b>0.0</b>	<b>0</b>	<b>0</b>

### 2016 GAME-BY-GAME STATISTICS

DATE	OPP	RECS	YDS	AVG.	LG	TD
09/11	vs. Green Bay	0	0	0.0	0	0
09/18	at San Diego	0	0	0.0	0	0
09/25	vs. Baltimore					
10/02	vs. Indianapolis					
	BYE WEEK					
10/16	at Chicago					
10/23	vs. Oakland					
10/27	at Tennessee					
11/06	at Kansas City					
11/13	vs. Houston					
11/20	at Detroit					
11/27	at Buffalo					
12/04	vs. Denver					
12/11	vs. Minnesota					
12/18	at Houston					
12/24	vs. Tennessee					
01/01	at Indianapolis					
<b>2016 totals:</b>		<b>0</b>	<b>0</b>	<b>0.0</b>	<b>0</b>	<b>0</b>

**Additional statistics:** one special teams tackle



# PLAYER BIOS

11

## MARQISE LEE

WIDE RECEIVER

6-0 200 LBS.

SOUTHERN CALIFORNIA

BORN NOVEMBER 25, 1991

INGLEWOOD, CALIFORNIA

ACQ: 2ND ROUND OF 2014 DRAFT (39TH)

EXP: 3RD YEAR



### TRANSACTIONS

Originally drafted by Jacksonville in the second round (39th overall) of the 2014 draft

### PRO (Games played/started - 25/9)

- Third-year WR has 59 receptions for 710 yards (12.0 rec. avg.) and 2 TDs
- Was first of two receivers selected by the Jaguars in the second round of 2014 draft
- Became 24th WR selected by the Jaguars in franchise history, the fifth-highest in team history
- Marked the seventh USC player drafted by the Jaguars in team history, the second-most among any colleges (Florida, 9)

### 2016 (w/ JAX - 2/0)

- **9/11 vs. G.B.:** Made two catches for 22 yards
- **9/18 at S.D.:** Had five receptions for a career-high-tying 75 yards (15.0 rec. avg.)

### 2015 (w/ JAX - 10/1)

Played in 10 games during his second season with one start, totaling 15 receptions for 191 yards (12.7 rec. avg.) for one TD ... Added five rushes for 38 yards (7.6 rush avg.)

- **9/20 vs. MIA:** Had two receptions for 27 yards (13.5 avg.) in season debut ... Also rushed once for 12 yards
- **12/6 at TEN:** Had one reception for 17 yards in his first start of the season at WR ... Also recorded one rush for four yards
- **12/20 vs. ATL:** Had two receptions for 46 yards (23.0 avg.), including a season-long 30-yard reception in the fourth quarter
- **12/27 at N.O.:** Recorded three receptions for 26 yards (8.7 rec. avg.) and one TD ... Rushed once for nine yards (9.0 rush avg.)

### 2014 (w/ JAX - 13/8)

Appeared in 13 games as a rookie with eight starts and registered 37 receptions for 422 yards and one TD ... Missed three consecutive games with a hamstring injury

- **9/7 at PHI:** Started at WR in NFL debut and tied for the team lead with six catches for 62 yards with a long of 18 ... Joined WR **Allen Hurns** as first two rookie WRs to start in season-opener in franchise history
- **9/14 at WAS:** Started at WR and had two receptions for 11 yards ... Missed next three games with a hamstring injury
- **10/12 at TEN:** Returned to action after missing three games and finished with two receptions for 26 yards with a long of 16 yards .
- **11/23 at IND:** Led the team with 52 yards on three receptions (17.3 avg.) with a career-long 37-yard catch in the fourth quarter
- **11/30 vs. NYG:** Started at WR and led team with six catches for 75 yards ... Scored on a 30-yard TD pass from QB **Blake Bortles** in the third quarter, his first career score
- **12/7 vs. HOU:** Started at WR and posted five receptions for 67 yards with a long of 31 yards, his third straight game with a 30-plus yard reception
- **12/18 vs. TEN:** Started at WR and led team with four catches for 65 yards including a 34-yard grab in the third quarter ... Marked fourth straight game with four or more receptions

### COLLEGE (at Southern California, 2011-13)

- Three-year starter who declared for the NFL Draft following his junior season
- Career totals included 248 receptions for 3,655 yards (14.7 avg.) with 29 TDs
- Owns 24 school records and set five Pac-12 Conference marks
- Won the Biletnikoff Award as a sophomore as the nation's top receiver
- Ranked first in school history in receiving yards, second in receptions and fourth in receiving TDs
- Was a long jumper and sprinter on USC's track team
- Became the school's first Biletnikoff Award winner as a sophomore as well as unanimous All-American and All-Pac 12 Conference first-team choice
- Majored in sociology

### PERSONAL

- Attended Serra High School in Gardena, Calif.
- Lettered in football, basketball and track
- Earned Parade All-American as a senior as well as Super Prep All-American, Under Armour All-American, ESPNU 150, Rivals 100 and Prep Star Dream Team
- Finished with 57 receptions for 1,409 yards (24.7 avg.) with 24 TDs in final season along with 45 tackles and three INTs
- Was a sprinter and jumper on the track team, boasting a national prep No. 3 best 24-8 long jump, plus career bests of 44-7 in the triple jump, 6-4 in the high jump, 10.74 in the 100 meters and 22.11 in the 200 meters
- Named the 2010-11 Cal-Hi Sports Boys State Athlete of the Year and Cal-Hi Sports Boys Division IV Athlete of the Year
- Twitter handle is @TeamLee1

### REGULAR SEASON CAREER STATISTICS

YEAR	TEAM	GP/GS	NO	YDS	AVG	LG	TD
2014	JAX	13/8	37	422	11.4	37	1
2015	JAX	10/1	15	191	12.7	30	0
2016	JAX	2/0	7	97	13.9	22	0
<b>NFL totals: 3 yrs.</b>		<b>25/9</b>	<b>59</b>	<b>710</b>	<b>12.0</b>	<b>37</b>	<b>1</b>

### CAREER HIGHS

	GAME	SEASON
<b>Receptions:</b>	6 (two times, last: 11/30/14 vs. NYG)	37 (2014)
<b>Receiving yards:</b>	75 (two times, last: 9/18/16 at S.D.)	422 (2014)
<b>Longest reception:</b>	37 (11/23/14 at IND)	37 (2014)
<b>Receiving touchdowns:</b>	1 (two times, last: 12/27/15 at N.O.)	1 (2014 & 2015)

### 2016 GAME-BY-GAME STATISTICS

DATE	OPP	RECs	YDS	AVG.	LG	TD
09/11	vs. Green Bay	2	22	11.0	12	0
09/18	at San Diego	5	75	15.0	22	0
09/25	vs. Baltimore					
10/02	vs. Indianapolis					
	BYE WEEK					
10/16	at Chicago					
10/23	vs. Oakland					
10/27	at Tennessee					
11/06	at Kansas City					
11/13	vs. Houston					
11/20	at Detroit					
11/27	at Buffalo					
12/04	vs. Denver					
12/11	vs. Minnesota					
12/18	at Houston					
12/24	vs. Tennessee					
01/01	at Indianapolis					
<b>2016 totals:</b>		<b>7</b>	<b>97</b>	<b>13.9</b>	<b>22</b>	<b>0</b>

### 2015 GAME-BY-GAME STATISTICS

DATE	GAME	RECs	YDS	AVG.	LG	TD
09/13	vs. Carolina			ina		
09/20	vs. Miami	2	27	13.5	18	0
09/27	at New England	1	13	13.0	13	0
10/04	at Indianapolis			ina		
10/11	at Tampa Bay			ina		
10/18	vs. Houston			ina		
10/25	vs. Buffalo			ina		
11/01	BYE WEEK					
11/08	at N.Y. Jets			ina		
11/15	at Baltimore	1	8	8.0	8	0
11/19	vs. Tennessee	0	0	0.0	0	0
11/29	vs. San Diego	1	3	3.0	3	0
12/06	at Tennessee	1	17	17.0	17	0
12/13	vs. Indianapolis	1	21	21.0	21	0
12/20	vs. Atlanta	2	46	23.0	30	0
12/27	at New Orleans	3	26	8.7	18	1
01/03	at Houston	3	30	10.0	14	0
<b>2015 totals:</b>		<b>15</b>	<b>191</b>	<b>12.7</b>	<b>30</b>	<b>1</b>

**Additional statistics:** Five rushes for 38 yards (7.6 avg.)

# PLAYER BIOS



## 2014 GAME-BY-GAME STATISTICS

DATE	GAME	RECs	YDS	AVG.	LG	TD
09/07	at Philadelphia	6	62	10.3	18	0
09/14	at Washington	2	11	5.5	8	0
09/21	vs. Indianapolis			ina		
09/28	at San Diego			ina		
10/05	vs. Pittsburgh			ina		
10/12	at Tennessee	2	26	13.0	16	0
10/19	vs. Cleveland	1	20	20.0	20	0
10/26	vs. Miami	1	9	9.0	9	0
11/02	at Cincinnati	0	0	0.0	0	0
11/09	vs. Dallas	1	13	13.0	13	0
	BYE WEEK					
11/23	at Indianapolis	3	52	17.3	37	0
11/30	vs. N.Y. Giants	6	75	12.5	30	1
12/07	vs. Houston	5	67	13.4	31	0
12/14	at Baltimore	4	14	3.5	13	0
12/18	vs. Tennessee	4	65	16.3	34	0
12/28	at Houston	2	8	4.0	4	0
<b>2014 totals:</b>		<b>37</b>	<b>422</b>	<b>11.4</b>	<b>37</b>	<b>1</b>

**Additional statistics:** Three rushes for nine yards (3.0 avg.)

# PLAYER BIOS

## 89 MARCEDES LEWIS



TIGHT END

6-6 275 LBS.


UCLA

BORN MAY 19, 1984

LONG BEACH, CALIFORNIA

ACQ: 1ST ROUND OF 2006 DRAFT (28TH)

EXP: 11TH YEAR



### TRANSACTIONS

Originally drafted by Jacksonville in the first round (28th overall) of the 2006 draft

### PRO (Games played/started - 146/132)

- Eleventh-year pro has started 132 of 146 games
- Career totals include 335 receptions for 4,080 yards (12.2 rec. avg.) with 28 TDs
- Became Jaguars first Pro Bowl tight end after he earned honors in 2010
- One of three Jaguars to record 4,000+ career receiving yards, joining **Jimmy Smith** (12,287) and **Kenann McCardell** (6,393)
- Former 2006 first-round pick ranks third in Jaguars history in career receiving yards and receiving TDs and fourth in receptions
- Owns team record for receptions, career TDs, receiving yards and receptions of 25-plus yards by a TE

### 2016 (w/ JAX - 2/2)

Began his 11th season with the Jaguars, the second-longest career with the team in franchise history

- **9/11 vs. G.B.:** Made two catches for 48 yards, including a 37-yard screen pass
- **9/18 at S.D.:** Posted two receptions for 17 yards, including a 4-yard TD reception

### 2015 (w/ JAX - 16/16)

Started and played in all 16 games in his 10th season and totaled 16 receptions for 226 yards (14.1 rec. avg.)

- **10/4 at IND:** Had five receptions for 40 yards (8.0 rec. avg.)
- **11/29 vs. S.D.:** Made one reception for 24 yards (24.0 rec. avg.)
- **12/6 at TEN:** Started at TE, playing in his 140th career game and tallied one reception for seven yards (7.0 rec. avg.)
- **1/3 at HOU:** Had one reception for a season-long 45 yards

### 2014 (w/ JAX - 8/8)

Played and started in eight games ... Suffered a high ankle sprain in Week 2 and was placed on injured reserve/designated to return on Sept. 16 ... Finished with 18 catches for 206 yards and two TDs

- **9/7 at PHI:** Started at TE in season-opener and tied for the team-lead with six receptions for 35 yards
- **9/14 at WAS:** Registered a career-long 63-yard TD reception from QB **Chad Henne** in the second quarter ... Finished with two catches for 71 yards ... Left the game in the third quarter with a high ankle sprain ... Was placed on injured reserve/designated to return on Sept. 16
- **12/7 vs. HOU:** Hauled in a 35-yard reception in the fourth quarter and led team with 69 yards on three receptions
- **12/14 at BAL:** Had 22 yards on two receptions with a long of 17 yards
- **12/18 vs. TEN:** Made a four-yard TD reception in the second quarter

### 2013 (w/ JAX - 11/11)

Played in 11 games with 11 starts and produced 25 catches for 359 yards and four TDs ... Missed five of the first six games with a calf injury suffered in the preseason ... Had a TD reception in four straight games which tied a franchise record ... Was inactive for first three games and made season debut on **9/29 vs. IND** but strained his calf on the third play from scrimmage and did not return

- **11/17 vs. ARI:** Started his 100th career game at TE and totaled 23 yards on three catches
- **12/1 at CLE:** Finished with three catches for 26 yards including an 8-yard TD reception from RB **Maurice Jones-Drew** in the second quarter
- **12/5 vs. HOU:** Scored on a one-yard pass from QB **Chad Henne** on the opening drive of the game ... Added a season-long 41-yard reception in the first quarter
- **12/15 vs. BUF:** Led team with 54 yards on four catches with one TD ... Hooked up with Henne for a 13-yard TD in the fourth quarter, his third straight game with a TD reception
- **12/22 vs. TEN:** Tied a franchise-record with a receiving TD in four straight games, hooking up with Henne for a four-yard score in the first quarter ... Finished with four catches for 50 yards with a long of 30 yards
- **12/29 at IND:** Finished season with 70 yards on three catches including a 36-yard reception in the fourth quarter

### 2012 (w/ JAX - 16/15)

Played in all 16 games for the fourth time in his career ... Ranked third on the club with 52 receptions for 540 yards and four TDs, the second-highest receiving totals of his career

- **9/9 at MIN:** Opened season with five receptions for 52 yards and a TD ... Scored on a one-yard pass from QB **Blaine Gabbert** in the second quarter

- **9/30 vs. CIN:** Had three catches for 32 yards and scored on a two-yard pass from Gabbert in the second quarter
- **10/28 at GB:** Played in his 100th career game and recorded two receptions for 21 yards
- **11/18 at HOU:** Had a 13-yard TD pass from QB **Chad Henne** in the first quarter and a one-yard TD grab in the third quarter ... Finished with 40 yards on three receptions ... Marked his third career game with multiple TD receptions
- **12/2 at BUF:** Had a season-high 68 yards on four receptions
- **12/30 at TEN:** Concluded season with a career-high 103 yards on seven receptions ... Joined **Kyle Brady** and **Pete Mitchell** as only TEs in franchise history to eclipse 100 receiving yards and it marked the fourth time overall

### 2011 (w/ JAX - 15/15)

Started 15 games at TE ... Team captain ... Led team with 460 receiving yards on 39 receptions (11.8 avg.) ... One of five tight ends (**Jason Witten**, Dallas; **Owen Daniels**, Houston; **Jimmy Graham**, New Orleans; **Dustin Keller**, New York Jets) to lead team in receiving yards

- **9/11 vs. TEN:** Had two receptions for 28 yards in season-opener and left game early with a calf injury
- **11/20 at CLE:** Established career-high with seven receptions for 64 yards ... Became sixth player in team history with 200 career receptions and only second TE to accomplish the feat (**Kyle Brady**, 241)
- **12/11 vs. TB:** Registered a career-high 77 receiving yards on two receptions ... Had a then-career-long 62-yard reception in the second quarter from QB **Blaine Gabbert**

### 2010 (w/ JAX - 16/16)

Earned first Pro Bowl honors after career-best 58 receptions for 700 yards and 10 TDs ... The 10 TDs tied a single-season franchise record ... Was voted backup for Pro Bowl but became starter after **Antonio Gates** withdrew ... Receptions and yards were second-best ever by a Jaguars TE ... Finished second on team and ninth among NFL TEs in receptions, and his 12.1-yard average and 10 TDs were tops among TEs ... Started all 16 games for second time in career and was only Jaguar to make multiple receptions in every game ... Ranked second on club with 88 passes thrown his way and 37 receptions resulting in first downs ... Named to Peter King's CNN.com NFL All-Pro Team ... Blocked for a rushing attack that ranked third in the NFL (149.7)

- **9/12 vs. DEN:** Scored on both catches, from 21 and 10 yards to lead win
- **9/19 at SD:** Had season-high 70 receiving yards
- **10/3 vs. IND:** Caught 15-yard TD pass on
- **10/10 at BUF:** Followed with 2 TDs on, breaking team single-season record for TEs with fifth TD
- **10/31 at DAL:** Turned in third multiple-TD game of season including season-long 42-yarder ... Nine-yard TD catch was 14th of career, breaking team TE record held by **Kyle Brady** (13)
- **11/21 vs. CLE:** Made five receptions for 66 yards and eighth TD of season
- **1/2 at HOU:** Scored 10th TD in finale to tie team single season record for TD receptions held by Reggie Williams

### 2009 (w/ JAX - 15/15)

Started 15 games at TE and produced then career-high 518 yards on 32 receptions for two touchdowns ... Led team with 16.2 average per reception, the highest average per reception among NFL tight ends ... Sustained a head injury in week 16 and was inactive for the season-finale

- **9/20 vs. ARI:** Posted three receptions for 62 yards with a 25-yard TD reception
- **10/4 vs. TEN:** Had four receptions for then career-high 76 yards and became only third TE (**Pete Mitchell**, **Kyle Brady**) to surpass 100 career receptions ... Recorded a 33-yard TD pass from QB **David Garrard**
- **11/15 at NYJ:** Registered 58 yards on two receptions including a 33-yard reception on the game-winning drive in the fourth quarter
- **12/6 vs. HOU:** Hooked up with Garrard for a career-long 47-yard reception in the first quarter

### 2008 (w/ JAX - 16/15)

Played in all 16 games for the second consecutive season and made 15 starts ... Finished with 41 receptions for 489 yards and two TDs ... Became first Jaguars TE since **Kyle Brady** (43, 2002) to have 40-plus receptions in a season and had the most receiving yards by a tight end since 2000 (Brady, 729) ... Had four-plus receptions in five games and finished with a reception of 19-plus yards in eight of the last 12 games ... Selected to USA Today All-Joe Team, which goes to players and coaches who have overachieved and are often overlooked

- **10/5 vs. PIT:** Scored first TD of the season on a 24-yard pass from David Garrard
- **10/12 at DEN:** Registered second straight game with a TD with 30-yard reception for the game-winning score

### 2007 (w/ JAX - 16/16, 2/2)

Started a career-high 16 games and both playoff games ... Finished with 37 receptions for 391 yards and two TDs ... Only player to start all 16 games ... Helped pave the way for the Jaguars to rank second in the NFL with 2,391 rushing yards (149.4 avg.), the second-most in team history

- **9/23 at DEN:** Led team with three receptions for 44 yards
- **11/18 vs. SD:** Scored first TD of the season on pass from David Garrard
- **12/2 at IND:** Had five receptions including a two-yard TD pass
- **1/5 at PIT:** Started at TE in AFC Wild Card game and totaled two receptions for 16 yards in first career postseason game
- **1/12 at NE:** Led team with 74 receiving yards on four receptions in AFC Divisional game

# PLAYER BIOS

## 2006 (w/ JAX - 15/3)

Played in 15 games with three starts ... Totaled 13 receptions for 126 yards and one TD ... Missed final three preseason games after suffering ankle injury in preseason opener

- **10/8 vs. NYJ:** Made first career start
- **11/26 at BUF:** Scored first career TD on one-yard pass from QB **David Garrard**

## COLLEGE (at UCLA, 2002-05)

- Winner of 2005 Mackey Award, given to nation's top TE
- Started 32 of 49 games in four seasons
- Set school record for TEs with career totals of 126 receptions for 1,571 yards and 21 TDs
- Unanimous All-America and All-Pac 10 selection as a senior, finishing with 59 receptions for 741 yards and 10 TDs
- Majored in history

## PERSONAL

- Attended Poly (Long Beach, Calif.) High
- Was heavily recruited in basketball after lettering for three years
- Played QB as a freshman before moving to TE for final three seasons
- Named Parade All-America, Super Prep Elite 50 and Super Prep All-America as senior
- Had 44 receptions for 710 yards and seven sacks at DE as a senior
- Established the Mercedes Lewis Foundation in 2009 to support youth by awarding scholarships to those that wouldn't be able to participate in sports without financial assistance ... The ultimate goal is to send a child from Long Beach to college on a full scholarship on an annual basis
- Says of his mother, Yvonne Withers, "the strongest person I know" as she gave birth to him at 15 years old
- Twitter handle is @MercedesLewis89
- Full name: Mercedes Alexis Lewis

## REGULAR SEASON CAREER STATISTICS

YEAR	TEAM	GP/GS	NO	YDS	AVG	LG	TD
2006	JAX	15/3	13	126	9.7	31	1
2007	JAX	16/16	37	391	10.6	25	2
2008	JAX	16/15	41	489	11.9	30t	2
2009	JAX	15/15	32	518	16.2	47	2
2010	JAX	16/16	58	700	12.1	42t	10*
2011	JAX	15/15	39	460*	11.8	62	0
2012	JAX	16/15	52	540	10.4	26	4
2013	JAX	11/11	25	359	14.4	41	4
2014	JAX	8/8	18	206	11.4	63t	2
2015	JAX	16/16	16	226	14.1	45	0
2016	JAX	2/2	4	65	16.3	37	1
<b>NFL totals:</b>	<b>11 yrs.</b>	<b>146/132</b>	<b>335</b>	<b>4,080</b>	<b>12.2</b>	<b>63t</b>	<b>28</b>

\* team leader

## POSTSEASON CAREER STATISTICS

YEAR	TEAM	GP/GS	NO	YDS	AVG	LG	TD
2007	JAX	2/2	6	90	15.0	34	0
<b>NFL totals:</b>	<b>11 yrs.</b>	<b>2/2</b>	<b>6</b>	<b>90</b>	<b>15.0</b>	<b>34</b>	<b>0</b>

## CAREER HIGHS

	GAME	SEASON
<b>Receptions:</b>	7 (two times, last: 12/30/12 at TEN)	58 (2010)
<b>Receiving yards:</b>	103 (12/30/12 at TEN)	700 (2010)
<b>Longest reception:</b>	63 (9/14/14 at WAS)	63 (2014)
<b>Receiving touchdowns:</b>	2 (four times, last: 11/18/12 at HOU)	10 (2010)

## 2016 GAME-BY-GAME STATISTICS

DATE	OPP	RECs	YDS	AVG.	LG	TD
09/11	vs. Green Bay	2	48	24.0	37	0
09/18	at San Diego	2	17	8.5	13	1
09/25	vs. Baltimore					
10/02	vs. Indianapolis					
	BYE WEEK					
10/16	at Chicago					
10/23	vs. Oakland					
10/27	at Tennessee					
11/06	at Kansas City					
11/13	vs. Houston					
11/20	at Detroit					
11/27	at Buffalo					
12/04	vs. Denver					
12/11	vs. Minnesota					
12/18	at Houston					
12/24	vs. Tennessee					
01/01	at Indianapolis					
<b>2016 totals:</b>		<b>4</b>	<b>65</b>	<b>16.3</b>	<b>37</b>	<b>1</b>

## 2015 GAME-BY-GAME STATISTICS

DATE	GAME	RECs	YDS	AVG.	LG	TD
09/13	vs. Carolina	0	0	0.0	0	0
09/20	vs. Miami	0	0	0.0	0	0
09/27	at New England	0	0	0.0	0	0
10/04	at Indianapolis	5	40	8.0	13	0
10/11	at Tampa Bay	0	0	0.0	0	0
10/18	vs. Houston	1	8	8.0	8	0
10/25	vs. Buffalo	2	13	6.5	9	0
11/01	BYE WEEK					
11/08	at N.Y. Jets	1	27	27.0	27	0
11/15	at Baltimore	1	9	9.0	9	0
11/19	vs. Tennessee	0	0	0.0	0	0
11/29	vs. San Diego	1	24	24.0	24	0
12/06	at Tennessee	1	7	7.0	7	0
12/13	vs. Indianapolis	1	14	14.0	14	0
12/20	vs. Atlanta	1	26	26.0	26	0
12/27	at New Orleans	1	13	13.0	13	0
01/03	at Houston	1	45	45.0	45	0
<b>2015 totals:</b>		<b>16</b>	<b>226</b>	<b>14.1</b>	<b>45</b>	<b>0</b>

## 2014 GAME-BY-GAME STATISTICS

DATE	GAME	RECs	YDS	AVG.	LG	TD
09/07	at Philadelphia	6	35	5.8	11	0
09/14	at Washington	2	71	35.5	63t	1
09/21	vs. Indianapolis			IR		
09/28	at San Diego			IR		
10/05	vs. Pittsburgh			IR		
10/12	at Tennessee			IR		
10/19	vs. Cleveland			IR		
10/26	vs. Miami			IR		
11/02	at Cincinnati			IR		
11/09	vs. Dallas			IR		
	BYE WEEK					
11/23	at Indianapolis	1	-5	-5.0	-5	0
11/30	vs. N.Y. Giants	2	8	4.0	5	0
12/07	vs. Houston	3	69	23.0	35	0
12/14	at Baltimore	2	22	11.0	17	0
12/28	vs. Tennessee	2	6	3.0	4t	1
12/28	at Houston	0	0	0.0	0	0
<b>2014 totals:</b>		<b>18</b>	<b>206</b>	<b>11.4</b>	<b>63t</b>	<b>2</b>

## 2013 GAME-BY-GAME STATISTICS

DATE	GAME	RECs	YDS	AVG.	LG	TD
09/08	vs. Kansas City			ina		
09/15	at Oakland			ina		
09/22	at Seattle			ina		
09/29	vs. Indianapolis	0	0	0.0	0	0
10/06	at St. Louis			ina		
10/13	at Denver			ina		
10/20	vs. San Diego	1	31	31.0	31	0
10/27	vs. San Francisco	1	6	6.0	6	0
	BYE WEEK					
11/10	at Tennessee	3	39	13.0	27	0
11/17	vs. Arizona	3	23	7.7	9	0
11/24	at Houston	1	18	18.0	18	0
12/01	at Cleveland	3	26	8.7	14	1
12/05	vs. Houston	2	42	21.0	41	1
12/15	vs. Buffalo	4	54	13.5	25	1
12/22	vs. Tennessee	4	50	12.5	30	1
12/29	at Indianapolis	3	70	23.3	36	0
<b>2013 totals:</b>		<b>25</b>	<b>359</b>	<b>14.4</b>	<b>41</b>	<b>4</b>

## 2012 GAME-BY-GAME STATISTICS

DATE	GAME	RECs	YDS	AVG.	LG	TD
09/09	at Minnesota	5	52	10.4	18	1
09/16	vs. Houston	0	0	0.0	0	0
09/23	at Indianapolis	1	8	8.0	8	0
09/30	vs. Cincinnati	3	32	10.7	23	1
10/07	vs. Chicago	5	24	4.8	14	0
	BYE WEEK					
10/21	at Oakland	2	20	6.7	9	0
10/28	at Green Bay	2	21	10.5	16	0
11/04	vs. Detroit	4	41	10.3	20	0
11/08	vs. Indianapolis	3	36	12.0	17	0
11/18	at Houston	3	40	13.3	26	2
11/25	vs. Tennessee	4	56	14.0	23	0
12/02	at Buffalo	4	68	17.0	24	0
12/09	vs. N.Y. Jets	1	4	4.0	4	0
12/16	at Miami	3	8	2.7	9	0
12/23	vs. New England	4	27	6.8	9	0
12/30	at Tennessee	7	103	14.7	25	0
<b>2012 totals:</b>		<b>52</b>	<b>540</b>	<b>10.4</b>	<b>26</b>	<b>4</b>



# PLAYER BIOS



## 2011 GAME-BY-GAME STATISTICS

DATE	GAME	RECs	YDS	AVG.	LG	TD
09/11	vs. Tennessee	2	28	14.0	20	0
09/18	at N.Y. Jets			ina		
09/25	at Carolina	2	15	7.5	9	0
10/02	vs. New Orleans	3	35	12.7	18	0
10/09	vs. Cincinnati	1	6	6.0	6	0
10/16	at Pittsburgh	2	29	14.5	21	0
10/24	vs. Baltimore	1	13	13.0	13	0
10/30	at Houston	4	45	11.3	21	0
	BYE WEEK					
11/13	at Indianapolis	1	-4	-4.0	-4	0
11/20	at Cleveland	7	64	9.1	18	0
11/27	vs. Houston	4	47	11.8	25	0
12/05	vs. San Diego	3	27	9.0	12	0
12/11	vs. Tampa Bay	2	77	38.5	62	0
12/15	at Atlanta	3	30	10.0	22	0
12/24	at Tennessee	1	12	12.0	12	0
01/01	vs. Indianapolis	3	33	11.0	16	0
<b>2011 totals:</b>		<b>39</b>	<b>460</b>	<b>11.8</b>	<b>62</b>	<b>0</b>



## 2008 GAME-BY-GAME STATISTICS

DATE	GAME	RECs	YDS	AVG.	LG	TD
09/07	at Tennessee	3	29	9.7	15	0
09/14	vs. Buffalo	1	13	13.0	13	0
09/21	at Indianapolis	2	21	10.5	12	0
09/28	vs. Houston	0	0	0.0	0	0
10/05	vs. Pittsburgh	1	24	24.0	24t	1
10/12	at Denver	3	64	21.3	30t	1
	BYE WEEK					
10/26	vs. Cleveland	3	34	11.3	14	0
11/02	at Cincinnati	4	38	9.5	21	0
11/09	at Detroit	4	64	16.0	29	0
11/16	vs. Tennessee	1	19	19.0	19	0
11/23	vs. Minnesota	4	41	10.3	21	0
12/01	at Houston	2	37	18.5	20	0
12/07	at Chicago	4	43	10.8	27	0
12/14	vs. Green Bay	2	7	3.5	5	0
12/28	vs. Indianapolis	6	55	9.2	14	0
12/28	at Baltimore	1	0	0.0	0	0
<b>2008 totals:</b>		<b>41</b>	<b>489</b>	<b>11.9</b>	<b>30</b>	<b>2</b>



## 2010 GAME-BY-GAME STATISTICS

DATE	GAME	RECs	YDS	AVG.	LG	TD
09/12	vs. Denver	2	31	15.5	21t	2
09/19	at San Diego	5	70	14.0	26	0
09/26	vs. Philadelphia	3	15	5.0	7	0
10/03	vs. Indianapolis	2	22	11.0	15t	1
10/10	at Buffalo	4	54	13.5	27t	2
10/18	vs. Tennessee	4	39	9.8	15	0
10/24	at Kansas City	3	44	14.7	26	0
10/31	at Dallas	2	51	25.5	42t	2
	BYE WEEK					
11/14	vs. Houston	5	53	10.6	18	0
11/21	vs. Cleveland	5	66	13.2	17	1
11/28	at N.Y. Giants	3	36	12.0	16	0
12/05	at Tennessee	3	36	12.0	20	0
12/12	vs. Oakland	4	57	14.3	20	1
12/19	at Indianapolis	6	63	10.5	25	0
12/26	vs. Washington	3	37	12.3	26	0
01/02	at Houston	4	26	6.5	11	1
<b>2010 totals:</b>		<b>58</b>	<b>700</b>	<b>12.1</b>	<b>42</b>	<b>10</b>



## 2007 GAME-BY-GAME STATISTICS

DATE	GAME	RECs	YDS	AVG.	LG	TD
09/09	vs. Tennessee	4	35	8.8	15	0
09/16	vs. Atlanta	2	39	19.5	25	0
09/23	at Denver	3	44	14.7	18	0
	BYE WEEK					
10/07	at Kansas City	3	13	4.3	6	0
10/14	vs. Houston	2	30	15.0	16	0
10/22	vs. Indianapolis	2	13	6.5	8	0
10/28	at Tampa Bay	0	0	0.0	0	0
11/04	at New Orleans	4	46	11.5	21	0
11/11	at Tennessee	1	8	8.0	8	0
11/18	vs. San Diego	1	1	1.0	1t	1
11/25	vs. Buffalo	5	57	11.4	24	0
12/02	at Indianapolis	5	42	8.4	13	1
12/09	vs. Carolina	3	25	8.3	13	0
12/16	at Pittsburgh	2	38	19.0	20	0
12/23	vs. Oakland	0	0	0.0	0	0
12/30	at Houston	0	0	0.0	0	0
<b>2007 totals:</b>		<b>37</b>	<b>391</b>	<b>10.6</b>	<b>25</b>	<b>2</b>



## 2009 GAME-BY-GAME STATISTICS

DATE	GAME	RECs	YDS	AVG.	LG	TD
09/13	at Indianapolis	3	23	7.7	19	0
09/20	vs. Arizona	3	62	20.7	25t	1
09/27	at Houston	1	18	18.0	18	0
10/04	vs. Tennessee	4	76	19.0	33t	1
10/11	at Seattle	3	13	4.3	7	0
10/18	vs. St. Louis	1	5	5.0	5	0
	BYE WEEK					
11/01	at Tennessee	1	20	20.0	20	0
11/08	vs. Kansas City	1	3	3.0	3	0
11/15	at N.Y. Jets	2	58	29.0	33	0
11/22	vs. Buffalo	3	70	23.3	35	0
11/29	at San Francisco	3	40	13.3	22	0
12/06	vs. Houston	1	47	47.0	47	0
12/13	vs. Miami	2	30	15.0	16	0
12/17	vs. Indianapolis	4	53	13.3	25	0
12/27	at New England	0	0	0.0	0	0
01/03	at Cleveland			ina		
<b>2009 totals:</b>		<b>32</b>	<b>518</b>	<b>16.2</b>	<b>47</b>	<b>2</b>



## 2006 GAME-BY-GAME STATISTICS

DATE	GAME	RECs	YDS	AVG.	LG	TD
09/10	vs. Dallas			ina		
09/18	vs. Pittsburgh	0	0	0.0	0	0
09/24	at Indianapolis	0	0	0.0	0	0
10/01	at Washington	2	40	20.0	31	0
10/08	vs. N.Y. Jets	0	0	0.0	0	0
	BYE WEEK					
10/22	at Houston	0	0	0.0	0	0
10/29	at Philadelphia	0	0	0.0	0	0
11/05	vs. Tennessee	2	11	5.5	6	0
11/12	vs. Houston	1	6	6.0	6	0
11/20	vs. N.Y. Giants	1	9	9.0	9	0
11/26	at Buffalo	1	1	1.0	1t	1
12/03	at Miami	0	0	0.0	0	0
12/10	vs. Indianapolis	1	19	19.0	19	0
12/17	at Tennessee	3	27	9.0	14	0
12/24	vs. New England	0	0	0.0	0	0
12/31	at Kansas City	2	13	9.7	31	1
<b>2006 totals:</b>		<b>13</b>	<b>126</b>	<b>9.7</b>	<b>31</b>	<b>1</b>



# PLAYER BIOS

## 65 BRANDON LINDER

CENTER/GUARD

6-6 320 LBS.

MIAMI (FLA.)

BORN JANUARY 25, 1992

SOUTHWEST RANCHES, FLORIDA

ACQ: 3RD ROUND OF 2014 DRAFT (93RD)

EXP: 3RD YEAR



### TRANSACTIONS

Originally drafted in the third round (93rd overall) of the 2014 draft ... Placed on injured reserve on 10/5/15

### PRO (Games played/started - 20/20)

- Third-year pro has started in all 20 games he has played
- Switched from RG to C prior to the 2016 season
- Was a third-round pick of the Jaguars in 2014
- First player from the University of Miami ever drafted by the Jaguars
- Became 24th offensive lineman drafted by the Jaguars in franchise history

### 2016 (w/ JAX - 2/2)

- **9/11 vs. G.B.:** Made his first career start at C in team's season opener
- **9/18 at S.D.:** Started at C

### 2015 (w/ JAX - 3/3)

Placed on season-ending IR because of surgery to repair a labral tear in his left shoulder after injury suffered in Week 3

- **9/13 vs. CAR:** Started at RG to kick off his second season with the Jaguars
- **9/20 vs. MIA:** Helped the Jaguars rush for 123 yards and did not allow a sack

### 2014 (w/ JAX - 15/15)

Started 15 games at RG as a rookie ...Part of OL that helped club finish sixth in the NFL in average per rush (4.5)

- **9/7 at PHI:** Started at RG in his NFL debut, one of three Jaguars rookies to start on opening day (WR **Marqise Lee**, WR **Allen Hurns**)
- **10/19 vs. CLE:** Helped pave the way for an offense that rushed for a season-high 185 yards on 35 carries and 176 yards on **10/26 vs. MIA**, the first time since 2010 the club eclipsed 150-plus rushing yards in back-to-back games
- **12/28 at HOU:** Started at RG and was part of OL that helped team produce 121 yards on 14 carries (8.6 avg.)

### COLLEGE (at Miami (Fla.), 2010-13)

- Four-year starter and started 42 games (37 at RG, 2 at LT, 3 at C)
- Finished career with 35 TD-resulting blocks and 275 key blocks/knockdowns
- As a senior, named team's Most Valuable Player after leading team with 90 percent grade for blocking consistency, 11 TD-resulting blocks and 84 knockdowns
- Majored in health education

### PERSONAL

- Attended St. Thomas Aquinas High School in Ft. Lauderdale, Fla.
- Named U.S. Army All-American and was rated the third-best center in the country by Rivals.com
- Helped team compile a 28-1 record during his final two seasons and captured the Class 5A state title as a junior
- Twitter handle is @BrandonLinder65

# PLAYER BIOS

## 99 SEN'DERRICK MARKS



### DEFENSIVE TACKLE

6-2 316 LBS.

AUBURN

BORN FEBRUARY 23, 1987

MOBILE, ALABAMA

ACQ: UNRESTRICTED FREE AGENT (TENNESSEE) 2013

EXP: 8TH YEAR

### TRANSACTIONS

Originally drafted by Tennessee in the second round (62nd overall) of the 2009 draft ... Signed by Jacksonville as an unrestricted free agent on 4/2/13 ... Placed on injured reserve on 11/18/15

### PRO (Games played/started - 89/60)

- Eighth-year DT has played in 89 games with 60 starts
- Career totals include 263 tackles (152 solo), 15.5 sacks, 33 tackles for loss, 48 QB pressures, six forced fumbles, 20 passes defended, four fumble recoveries and one INT
- Joined Jaguars in 2013 as an unrestricted free agent and produced career-best totals in back-to-back seasons including a team-high 8.5 sacks in 2014
- Has 12.5 sacks, 26 QB hits, 22 tackles for loss, two forced fumbles, four fumble recoveries and 14 passes defended in four seasons with the Jaguars
- His 12.5 sacks with Jaguars are fifth-most in franchise history by a DT

### 2016 (w/ JAX - 1/0)

- **9/11 vs. G.B.:** Recorded one solo tackle in team's season opener
- **9/18 at S.D.:** Saw action at DT

### 2015 (w/ JAX - 4/2)

Played in four games with two starts after being inactive for the first five games while recovering from ACL surgery ... Suffered elbow injury in Week 10 at Baltimore and was placed on season-ending injured reserve

- **10/18 vs. HOU:** Made his 2015 debut, making one tackle
- **10/25 vs. BUF:** Made one tackle (one solo), including one tackle for loss and two passes defended
- **11/8 at NYJ:** Made his first start of 2015, making one tackle and recording one pass defended
- **11/15 at BAL:** Started at DT and made two tackles

### 2014 (w/ JAX - 16/16)

Started all 16 games at DT and produced career-best numbers with 8.5 sacks, 16 QB hits, 15 tackles for loss and three passes defended ... Finished with 44 tackles (34 solo) and one fumble recovery ... Suffered a torn ACL in the season finale ... His 8.5 sacks were the second-most in franchise history by a DT and were the third-most among NFL DTs in 2014

- **9/7 at PHI:** Tallied five tackles (four solo) in the season-opener along with two tackles for loss, one sack and one QB hit ... Sacked QB **Nick Foles** for a six-yard loss in the second quarter
- **9/14 at WAS:** Totaled six tackles (four solo) including two for loss
- **9/21 at IND:** Split a sack and had two QB pressures, his second sack in the first three games
- **10/12 at TEN:** Had four solo tackles, one tackle for loss and one pass defended
- **10/26 vs. MIA:** Registered 10th career sack, taking down QB **Ryan Tannehill** for a seven-yard loss in the first quarter ... Added one tackle for loss and one QB hit
- **11/2 at CIN:** Recorded a sack in back-to-back games for the first time in his career, taking down QB **Andy Dalton** for a one-yard loss in the second quarter ... Added three tackles, one tackle for loss and one QB hit
- **11/9 vs. DAL:** Tallied a sack for the third consecutive game while adding two tackles, one tackle for loss and one QB hit ... Took down QB **Tony Romo** for a six-yard loss in the fourth quarter
- **11/23 at IND:** Recovered an Andrew Luck fumble in the first quarter
- **11/30 vs. NYG:** Produced a career-high two sacks along with two tackles for loss and one forced fumble ... Sealed the win with a sack of QB **Eli Manning** late in the fourth quarter and the ball was recovered by DE **Chris Clemons**
- **12/7 vs. HOU:** Was involved on a half-sack of QB **Ryan Fitzpatrick** on the Texans' first offensive possession
- **12/18 vs. TEN:** Sealed the victory with a sack of QB **Charlie Whitehurst** on fourth down with no time remaining ... Added three solo tackles
- **12/28 at HOU:** Started at DT and made two solo tackles ... Suffered a torn ACL in the second quarter and did not return

### 2013 (w/ JAX - 16/16)

Started all 16 games for the first time in his career and registered then career-highs in sacks (4.0), forced fumbles (2), fumble recoveries (3), passes defended (8) and tackles for loss (6) ... Led all DL with 931 snaps played ... One of only three defensive players (**Jason Babin**, **Tyson Alualu**) and five players overall to start all 16 games

- **9/8 vs. KC:** Made Jaguars debut with start at DT, finishing with three solo tackles and one QB hit
- **9/22 at SEA:** Finished with two tackles and tied for team-lead with two QB hits
- **10/6 at STL:** Registered first sack of the season as he sacked and forced a fumble

of QB **Sam Bradford** ... Added one tackle for loss and two passes defended

- **10/13 at DEN:** Registered first career fumble recovery in the second quarter and added one tackle for loss
- **10/20 vs. S.D.:** Recorded second sack of the season, taking down QB **Philip Rivers** for a nine-yard loss in the first quarter ... Finished with three solo tackles, one tackle for loss, one QB hit and one pass defended
- **11/10 at TEN:** Faced his former team for the first time and had one solo tackle and one pass defended ... Forced a safety on OL **Chance Warmack** for holding in the end zone
- **12/1 at CLE:** Totaled three solo tackles, one sack, one forced fumble, one fumble recovery and one pass defended ... Sacked QB **Brandon Weeden** in the second quarter and forced a fumble that was recovered by the Browns ... Late in the first half, he recovered a fumble forced by DL **Jason Babin** and returned it 15 yards ... Set single-season career-high with three sacks and two forced fumbles
- **12/15 vs. BUF:** Tallied one sack, one tackle for loss, one fumble recovery and one QB hit ... Sacked QB **E.J. Manuel** in the second quarter and recovered a Manuel fumble forced by S **Winston Guy** in the third quarter

### 2012 (w/ TEN - 14/14)

Started 14 games at DT ... Totaled 63 tackles (31 solo), 1.5 sacks, three tackles for loss, five QB pressures and one forced fumble ... Was inactive the first two games with an injury

- **11/11 at MIA:** Notched first sack of the season against QB **Ryan Tannehill** for an eight-yard loss and added three QB pressure
- **12/30 vs. JAX:** Had a season-high seven tackles and split a sack with DL **Kameron Wimbley** of QB **Chad Henne** in season-finale

### 2011 (w/ TEN - 16/9)

Appeared in a career-high 16 games and made nine starts at DT ... Registered 44 tackles (18 solo), 0.5 sacks, three tackles for loss, one forced fumble, seven QB pressures and one pass defended

- **9/11 at JAX:** Opened season with two tackles including one for loss
- **11/13 at CAR:** Combined with DL **William Hayes** to drop QB **Cam Newton** for a seven-yard sack in the fourth quarter
- **12/4 at BUF:** Tallied three tackles, a forced fumble, a pass defended and a QB pressure ... Forced a TE **Scott Chandler** fumble that was recovered by the Titans early in the third quarter
- **12/24 vs. JAX:** Matched his season-high with five tackles along with a tackle for loss
- **1/1 at HOU:** Finished season with four tackles and tied for team-lead with three QB pressures

### 2010 (w/ TEN - 12/3)

Played in 12 games with three starts ... Collected 50 tackles (27 solo), six QB pressures, five tackles for loss, one INT and one forced fumble

- **9/19 vs. PIT:** Posted a then career-high seven tackles
- **9/26 at NYG:** Intercepted a pass deflected by CB **Cortland Finnegan** in the first quarter
- **10/24 vs. PHI:** Made first career start at DT and had a pass defended
- **1/2 at IND:** Started at DT in season-finale and totaled six tackles, a forced fumble and one QB pressure

### 2009 (w/ TEN - 9/0)

Appeared in nine games as a rookie and finished with 23 tackles, 1.0 sack, five QB pressures, one tackle for loss and one pass defended ... Led or tied for the team lead in QB pressures in two games

- **10/4 at JAX:** Made NFL debut
- **11/15 vs. BUF:** Finished with season-high six tackles
- **12/13 vs. STL:** Collected four tackles including one for loss
- **1/3 at SEA:** Registered first career sack on against QB **Matt Hasselbeck**

### COLLEGE (at Auburn, 2005-08)

• Started 37 of 40 games and declared for NFL draft following his junior season

• Finished career with 114 tackles, 7.5 sacks, 30 tackles for loss and 10 QB pressures

• Saw action in three games as a true freshman before he was redshirted

• Majored in rehabilitation services.

### PERSONAL

- Attended Vigor High School in Prichard, Ala. and totaled 81 tackles and 17.0 sacks as a senior
- Also lettered three times in basketball, averaging 15 points a game and 21 rebounds
- Oldest of eight children ... His siblings' names are Antranetta, Shamira, Ciera, DeAndre, Alexia, Kenneth Davis Jr. and Lakendra Davis
- Married (Rayan)
- Full name: Sen'Derrick Dewayne Marks
- Twitter handle is @senmarks

# PLAYER BIOS

## REGULAR SEASON CAREER STATISTICS

YEAR	TEAM	GP/GS	TKL	SOLO	ASST	SACKS	FF	FR	INT	PD
2009	TEN	9/0	23	9	14	1.0	0	0	0	1
2010	TEN	12/3	50	27	23	0.0	1	0	1	3
2011	TEN	16/9	44	18	26	0.5	1	0	0	1
2012	TEN	14/14	63	31	32	1.5	1	0	0	3
2013	JAX	16/16	33	28	5	4.0	2	3	0	8
2014	JAX	16/16	44	35	9	8.5	1	1	0	1
2015	JAX	4/2	5	3	2	0.0	0	0	0	3
2016	JAX	2/0	1	1	0	0.0	0	0	0	0
<b>NFL totals: 8 yrs.</b>		<b>89/60</b>	<b>263</b>	<b>152</b>	<b>111</b>	<b>15.5</b>	<b>6</b>	<b>4</b>	<b>1</b>	<b>20</b>

## CAREER HIGHS

	GAME	SEASON
<b>Tackles:</b>	7 (three times, last: 12/30/12 vs. JAX)	63 (2012)
<b>Sacks:</b>	2.0 (11/30/14 vs. NYG)	8.5 (2014)
<b>Forced fumbles:</b>	1 (seven times, last: 11/30/14 vs. NYG)	2 (2013)
<b>Fumble recoveries:</b>	1 (four times, last: 11/23/14 at IND)	3 (2013)
<b>Interceptions:</b>	1 (9/26/10 at NYG)	1 (2010)
<b>Passes defended:</b>	2 (three times, last: 11/24/13 at HOU)	8 (2013)

## 2016 GAME-BY-GAME STATISTICS

DATE	OPP	TKL	SOLO	ASST	ST	SACKS	FF	FR	PD	TFL
09/11	vs. Green Bay	1	1	0	0	0.0	0	0	0	0
09/18	at San Diego	0	0	0	0	0.0	0	0	0	0
09/25	vs. Baltimore									
10/02	vs. Indianapolis									
	BYE WEEK									
10/16	at Chicago									
10/23	vs. Oakland									
10/27	at Tennessee									
11/06	at Kansas City									
11/13	vs. Houston									
11/20	at Detroit									
11/27	at Buffalo									
12/04	vs. Denver									
12/11	vs. Minnesota									
12/18	at Houston									
12/24	vs. Tennessee									
01/01	at Indianapolis									
<b>2016 totals:</b>		<b>1</b>	<b>1</b>	<b>0</b>	<b>0</b>	<b>0.0</b>	<b>0</b>	<b>0</b>	<b>0</b>	<b>0</b>

## 2015 GAME-BY-GAME STATISTICS

DATE	GAME	TKL	SOLO	ASST	ST	SACKS	FF	FR	PD	TFL
09/13	vs. Carolina					ina				
09/20	vs. Miami					ina				
09/27	at New England					ina				
10/04	at Indianapolis					ina				
10/11	at Tampa Bay					ina				
10/18	vs. Houston	1	1	0	0	0.0	0	0	0	0
10/25	vs. Buffalo	1	1	0	0	0.0	0	0	2	1
11/1	BYE WEEK									
11/08	at N.Y. Jets	1	1	0	0	0.0	0	0	1	0
11/15	at Baltimore	2	0	2	0	0.0	0	0	0	0
11/19	vs. Tennessee					IR				
11/29	vs. San Diego					IR				
12/06	at Tennessee					IR				
12/13	vs. Indianapolis					IR				
12/20	vs. Atlanta					IR				
12/27	at New Orleans					IR				
01/03	at Houston					IR				
<b>2015 totals:</b>		<b>5</b>	<b>3</b>	<b>2</b>	<b>0</b>	<b>0.0</b>	<b>0</b>	<b>0</b>	<b>3</b>	<b>1</b>

## 2014 GAME-BY-GAME STATISTICS

DATE	GAME	TKL	SOLO	ASST	ST	SACKS	FF	FR	PD	TFL
09/07	at Philadelphia	5	4	1	0	1.0	0	0	0	2
09/14	at Washington	6	4	2	0	0.0	0	0	0	2
09/21	vs. Indianapolis	2	2	0	0	0.5	0	0	0	0
09/28	at San Diego	2	1	1	0	0.5	0	0	0	0
10/05	vs. Pittsburgh	3	3	0	0	0.0	0	0	0	1
10/12	at Tennessee	4	4	0	0	0.0	0	0	1	1
10/19	vs. Cleveland	1	1	0	0	0.0	0	0	0	1
10/26	vs. Miami	1	1	0	0	1.0	0	0	0	1
11/02	at Cincinnati	3	2	1	0	0.0	0	1	0	0
11/09	vs. Dallas	2	2	0	0	1.0	0	0	0	1
	BYE WEEK									
11/23	at Indianapolis	3	2	1	0	0.0	0	1	0	0
11/30	vs. N.Y. Giants	3	3	0	0	2.0	1	0	0	2
12/07	vs. Houston	3	1	2	0	0.5	0	0	0	1
12/14	at Baltimore	1	0	1	0	0.0	0	0	0	0
12/18	vs. Tennessee	3	3	0	0	1.0	0	0	0	1
12/28	at Houston	2	2	0	0	0.0	0	0	0	1
<b>2014 totals:</b>		<b>44</b>	<b>35</b>	<b>9</b>	<b>0</b>	<b>8.5</b>	<b>1</b>	<b>1</b>	<b>1</b>	<b>15</b>

## 2013 GAME-BY-GAME STATISTICS

DATE	GAME	TKL	SOLO	ASST	ST	SACKS	FF	FR	PD	TFL
09/08	vs. Kansas City	3	3	0	0	0.0	0	0	0	0
09/15	at Oakland	2	2	0	0	0.0	0	0	0	1
09/22	at Seattle	2	1	1	0	0.0	0	0	0	0
09/29	vs. Indianapolis	1	1	0	0	0.0	0	0	0	0
10/06	at St. Louis	4	4	0	0	1.0	1	0	2	1
10/13	at Denver	1	10	0	0	0.0	0	1	1	1
10/20	vs. San Diego	3	3	0	0	1.0	0	0	1	1
10/27	vs. San Francisco	1	1	0	0	0.0	0	0	0	0
	BYE WEEK									
11/10	at Tennessee	1	1	0	0	0.0	0	0	1	0
11/17	vs. Arizona	1	1	0	0	0.0	0	0	1	1
11/24	at Houston	1	1	0	0	0.0	0	0	2	0
12/01	at Cleveland	3	3	0	0	1.0	1	1	1	0
12/05	vs. Houston	1	1	0	0	0.0	0	0	0	0
12/15	vs. Buffalo	3	3	0	0	1.0	0	1	0	1
12/22	vs. Tennessee	1	1	0	0	0.0	0	0	0	0
12/29	at Indianapolis	5	1	4	0	0.0	0	0	0	0
<b>2013 totals:</b>		<b>33</b>	<b>28</b>	<b>5</b>	<b>0</b>	<b>4.0</b>	<b>2</b>	<b>3</b>	<b>8</b>	<b>6</b>

## 2012 GAME-BY-GAME STATISTICS

DATE	GAME	TKL	SOLO	ASST	ST	SACKS	FF	FR	PD	TFL
09/09	vs. New England					ina				
09/16	at San Diego					ina				
09/23	vs. Detroit	5	3	2	0	0.0	0	0	0	0
09/30	at Houston	3	1	2	0	0.0	0	0	0	0
10/07	at Minnesota	2	1	1	0	0.0	0	0	0	1
10/11	vs. Pittsburgh	6	4	2	0	0.0	0	0	1	0
10/21	at Buffalo	2	0	2	0	0.0	0	0	0	0
10/28	vs. Indianapolis	3	2	1	0	0.0	0	0	0	0
11/04	vs. Chicago	6	3	3	0	0.0	0	0	0	1
11/11	at Miami	4	1	3	0	1.0	0	0	0	0
	BYE WEEK									
11/25	at Jacksonville	5	3	2	0	0.0	0	0	1	0
12/02	vs. Houston	6	4	2	0	0.0	0	0	0	1
12/09	at Indianapolis	6	4	2	0	0.0	0	0	0	0
12/17	vs. N.Y. Jets	4	0	4	0	0.0	1	0	1	0
12/23	at Green Bay	4	2	2	0	0.0	0	0	0	0
12/30	vs. Jacksonville	7	3	4	0	0.5	0	0	0	0
<b>2012 totals:</b>		<b>63</b>	<b>31</b>	<b>32</b>	<b>0</b>	<b>1.5</b>	<b>1</b>	<b>0</b>	<b>3</b>	<b>3</b>

## 2011 GAME-BY-GAME STATISTICS

DATE	GAME	TKL	SOLO	ASST	ST	SACKS	FF	FR	PD	TFL
09/11	at Jacksonville	2	1	1	0	0.0	0	0	0	1
09/18	vs. Baltimore	2	1	1	0	0.0	0	0	0	0
09/25	vs. Denver	3	2	1	0	0.0	0	0	0	0
10/02	at Cleveland	1	0	1	0	0.0	0	0	0	0
10/09	at Pittsburgh	3	1	2	0	0.0	0	0	0	0
	BYE WEEK									
10/23	vs. Houston	2	1	1	0	0.0	0	0	0	1
10/30	vs. Indianapolis	1	0	1	0	0.0	0	0	0	0
11/06	vs. Cincinnati	2	1	1	0	0.0	0	0	0	0
11/13	at Carolina	1	0	1	0	0.5	0	0	0	0
11/20	at Atlanta	5	1	4	0	0.0	0	0	0	0
11/27	vs. Tampa Bay	4	2	2	0	0.0	0	0	0	0
12/04	at Buffalo	3	1	2	0	0.0	1	0	1	0
12/11	vs. New Orleans	1	1	0	0	0.0	0	0	0	0
12/18	at Indianapolis	5	2	3	0	0.0	0	0	0	0
12/24	vs. Jacksonville	5	3	2	0	0.0	0	0	0	1
01/01	at Houston	4	1	3	0	0.0	0	0	0	0
<b>2011 totals:</b>		<b>44</b>	<b>18</b>	<b>26</b>	<b>0</b>	<b>0.5</b>	<b>1</b>	<b>0</b>	<b>1</b>	<b>3</b>

# PLAYER BIOS



## 2010 GAME-BY-GAME STATISTICS

DATE	GAME	TKL	SOLO	ASST	ST	SACKS	FF	FR	PD	TFL
09/12	vs. Oakland	5	2	3	0	0.0	0	0	0	0
09/19	vs. Pittsburgh	7	4	3	0	0.0	0	0	0	0
09/26	at N.Y. Giants	4	3	1	0	0.0	0	0	1	0
10/03	vs. Denver	3	2	1	0	0.0	0	0	0	1
10/10	at Dallas					ina				
10/18	at Jacksonville	3	1	2	0	0.0	0	0	0	0
10/24	vs. Philadelphia	0	0	0	0	0.0	0	0	1	0
10/31	at San Diego	6	1	5	0	0.0	0	0	0	0
	BYE WEEK									
11/14	at Miami	1	1	0	0	0.0	0	0	0	0
11/21	vs. Washington	4	3	1	0	0.0	0	0	0	1
11/28	at Houston	4	3	1	0	0.0	0	0	0	1
12/05	vs. Jacksonville					ina				
12/09	vs. Indianapolis					ina				
12/19	vs. Houston					ina				
12/26	at Kansas City	7	4	3	0	0.0	0	0	1	2
01/02	at Indianapolis	4	1	3	0	0.0	1	0	0	0
<b>2010 totals:</b>		<b>50</b>	<b>27</b>	<b>23</b>	<b>0</b>	<b>0.0</b>	<b>1</b>	<b>0</b>	<b>3</b>	<b>5</b>

Additional statistics: one interception on 9/26 at N.Y. Giants



## 2009 GAME-BY-GAME STATISTICS

DATE	GAME	TKL	SOLO	ASST	ST	SACKS	FF	FR	PD	TFL
09/10	at Pittsburgh					ina				
09/20	vs. Houston					ina				
09/27	at N.Y. Jets					ina				
10/04	at Jacksonville	1	0	1	0	0.0	0	0	0	0
10/11	vs. Indianapolis	0	0	0	0	0.0	0	0	0	0
10/18	at New England					ina				
	BYE WEEK									
11/01	vs. Jacksonville	0	0	0	0	0.0	0	0	0	0
11/08	at San Francisco					ina				
11/15	vs. Buffalo	6	3	3	0	0.0	0	0	1	0
11/23	at Houston	4	2	2	0	0.0	0	0	0	0
11/29	vs. Arizona					ina				
12/06	at Indianapolis					ina				
12/13	vs. St. Louis	4	1	3	0	0.0	0	0	0	1
12/20	vs. Miami	1	0	1	0	0.0	0	0	0	0
12/25	vs. San Diego	4	2	2	0	0.0	0	0	0	0
01/03	at Seattle	3	1	2	0	1.0	0	0	0	0
<b>2009 totals:</b>		<b>23</b>	<b>9</b>	<b>14</b>	<b>0</b>	<b>1.0</b>	<b>0</b>	<b>0</b>	<b>1</b>	<b>1</b>



# PLAYER BIOS

97

## ROY MILLER III



DEFENSIVE TACKLE

6-2 320 LBS.

TEXAS

BORN JULY 9, 1987

KILLEEN, TEXAS

ACQ: UNRESTRICTED FREE AGENT (TAMPA BAY) 2013

EXP: 8TH YEAR

### TRANSACTIONS

Originally drafted by Tampa Bay in the third round (81st overall) of the 2009 draft ... Signed by Jacksonville as an unrestricted free agent on 3/15/13

### PRO (Games played/started - 108/80)

- Eighth-year DT has played in 108 games with 80 starts
- Career totals include 276 tackles (186 solo), 8.0 sacks, 15 tackles for loss, one forced fumble and three passes defended
- Voted 2014 Ed Block Courage Award winner by his teammates
- Joined the Jaguars as an unrestricted free agent in 2013
- Spent the previous four seasons with Tampa Bay
- Has missed only six games in seven seasons

### 2016 (w/ JAX - 2/2)

- **9/11 vs. G.B.:** Started at DT and saw 21 snaps in team's season opener
- **9/18 at S.D.:** Started at DT and made five solo tackles, including two tackles for loss

### 2015 (w/ JAX - 16/16)

Started and played in all 16 games for the second time in his career ... Totaled 40 tackles (22 solo), a career-high 4.0 sacks, one forced fumble and one pass defended

- **9/27 at N.E.:** Made three tackles (one solo) and 0.5 sack
- **10/11 at T.B.:** Made five tackles (one solo), including one sack
- **10/25 vs. BUF:** Made two tackles (two solo), both of which were tackles for loss
- **11/15 at BAL:** Started at DT and made four tackles (one solo)
- **11/19 vs. TEN:** Started at DT and recorded two solo tackles, including a tackle for loss and a pass defended
- **11/29 vs. S.D.:** Made five tackles (four solo), including two tackles for loss and 1.0 sack
- **12/27 vs. N.O.:** Started at DT and made three tackles (two solo)
- **1/3 at HOU:** Started at DT and made a season-high six tackles (three solo), including 1.0 sack and one forced fumble

### 2014 (w/ JAX - 14/14)

Started first 14 games at DT and tallied 31 tackles (21 solo), four tackles for loss, one sack, two QB hits and one pass defended ... Missed the final two games with a knee injury

- **9/14 at WAS:** Posted a season-high five tackles (one solo)
- **9/28 at S.D.:** Made four tackles (three solo), one sack, two tackles for loss and one QB hit
- **10/19 vs. CLE:** Had two solo tackles and one tackle for loss
- **11/30 vs. NYG:** Finished with two solo tackles
- **12/14 at BAL:** Totaled four tackles (three solo)

### 2013 (w/ JAX - 14/14)

Started all 14 games played and totaled 25 tackles (20 solo), four tackles for loss and two QB pressures

- **9/8 vs. K.C.:** Started at DT and posted two solo tackles in his Jaguars debut
- **9/15 at OAK:** Led team with two tackles for loss
- **9/22 at SEA:** Recorded one assisted tackle and one QB hit
- **9/29 vs. IND:** Made two solo tackles
- **11/17 vs. ARI:** Had three solo tackles, two tackles for loss and one QB hit
- **11/24 at HOU:** Finished with two tackles (one solo) ...
- **12/1 at CLE:** Made three tackles (two solo)
- **12/15 vs. BUF:** Finished with three solo tackles

### 2012 (w/ T.B. - 15/15)

Played in 15 games with 14 starts ... Finished with 23 tackles (15 solo), two tackles for loss and one pass defended ... Anchored the NFL's No.1-ranked rushing defense, which allowed a franchise-record 82.5 yards per game

### 2011 (w/ T.B. - 16/3)

Saw action in all 16 games with three starts ... Registered 39 tackles, including one for loss, two quarterback pressures and one pass defended

### 2010 (w/ T.B. - 16/16)

Started and played in all 16 games and tallied 60 tackles (40 solo) and one sack

### 2009 (w/ T.B. - 15/1)

Played in 15 games with one start ... Tallied 54 tackles (33 solo), 2.0 sacks and one pass defended

### COLLEGE (at Texas, 2005-08)

- Played in 49 career games with 19 starts
- Recorded 138 tackles, 25 tackles for loss, 10 sacks, 44 quarterback pressures, six passes defended, one forced fumble and one fumble recovery
- Started all 13 games as a senior and earned Fiesta Bowl Defensive MVP honors in victory against Ohio State with three tackles, one tackle for loss and one sack
- Named first-team All-Big 12 by the coaches and second-team All-Big 12 by the AP, Austin American-Statesman, Dallas Morning News, Forst Worth Star-Telegram, Kansas City Star, San Antonio Express-News and Waco Tribune-Herald
- A member of UT Athletics Director's Honor Roll
- Graduated with a degree in corporate communications

### PERSONAL

- Attended Shoemaker High School (Killeen, Texas)
- Two-time all-state and three-time all-district performer at DT
- Named a captain in the 2005 U.S. Army All-American Bowl and recorded two sacks and three tackles
- Finished high school career with 264 tackles and 24 sacks
- Was a three-time academic all-district selection
- Father, Roy, previously served in the Army
- Cousin, Bryce Scanlon, was a defensive lineman at Utah
- Co-founded the Accumulative Advantage Foundation, created to show appreciation for servicemen and women and their families by bringing successful military dependents such as teacher, businessmen and women, celebrities and NFL players back to their communities to empower kids and thank veterans
- Twitter handle is @Roy\_Miller\_III



### REGULAR SEASON CAREER STATISTICS

YEAR	TEAM	GP/GS	TKL	SOLO	ASST	SACKS	FF	FR	PD	TFL
2009	T.B.	15/1	54	33	21	2.0	0	0	0	2
2010	T.B.	16/16	60	40	20	1.0	0	0	0	2
2011	T.B.	16/3	39	30	9	0.0	0	0	1	1
2012	T.B.	15/15	23	15	8	0.0	0	0	1	1
2013	JAX	14/14	25	20	5	0.0	0	0	0	0
2014	JAX	14/14	30	21	9	1.0	0	0	0	1
2015	JAX	16/16	40	22	18	4.0	1	0	1	6
2016	JAX	2/2	5	5	0	0.0	0	0	0	2
<b>NFL totals: 8 yrs.</b>		<b>108/80</b>	<b>276</b>	<b>186</b>	<b>90</b>	<b>8.0</b>	<b>1</b>	<b>0</b>	<b>3</b>	<b>15</b>



### CAREER HIGHS

	GAME	SEASON
<b>Tackles:</b>	9 (11/28/10 at BAL)	60 (2010)
<b>Tackles for loss:</b>	2 (two times, last: 9/18/16 at S.D.)	6 (2015)
<b>Sacks:</b>	1.0 (seven times, last: 1/3/16 at HOU)	4.0 (2015)
<b>Forced fumbles:</b>	1 (1/3/16 at HOU)	1 (2015)
<b>Passes defended:</b>	1 (three times, last: 11/19/15 vs. TEN)	1 (2011, 12, 15)



### 2016 GAME-BY-GAME STATISTICS

DATE	OPP	TKL	SOLO	ASST	ST	SACKS	FF	FR	PD	TFL
09/11	vs. Green Bay	0	0	0	0	0.0	0	0	0	0
09/18	at San Diego	5	5	0	0	0.0	0	0	0	2
09/25	vs. Baltimore									
10/02	vs. Indianapolis									
	BYE WEEK									
10/16	at Chicago									
10/23	vs. Oakland									
10/27	at Tennessee									
11/06	at Kansas City									
11/13	vs. Houston									
11/20	at Detroit									
11/27	at Buffalo									
12/04	vs. Denver									
12/11	vs. Minnesota									
12/18	at Houston									
12/24	vs. Tennessee									
01/01	at Indianapolis									
<b>2016 totals:</b>		<b>5</b>	<b>5</b>	<b>0</b>	<b>0</b>	<b>0.0</b>	<b>0</b>	<b>0</b>	<b>0</b>	<b>2</b>



# PLAYER BIOS

## 2015 GAME-BY-GAME STATISTICS

DATE	OPP	TKL	SOLO	ASST	ST	SACKS	FF	FR	PD	TFL
09/13	vs. Carolina	2	2	0	0	0.0	0	0	0	0
09/20	vs. Miami	1	0	1	0	0.5	0	0	0	0
09/27	at New England	3	1	2	0	0.5	0	0	0	0
10/04	at Indianapolis	2	1	1	0	0.0	0	0	0	0
10/11	at Tampa Bay	5	1	4	0	1.0	0	0	0	1
10/18	vs. Houston	2	1	1	0	0.0	0	0	0	0
10/25	vs. Buffalo	2	2	0	0	0.0	0	0	0	2
BYE WEEK										
11/08	at N.Y. Jets	4	3	1	0	0.0	0	0	0	0
11/15	at Baltimore	2	2	0	0	0.0	0	0	0	0
11/19	vs. Tennessee	0	0	0	0	0.0	0	0	1	1
11/29	vs. San Diego	5	4	1	0	1.0	0	0	0	2
12/06	at Tennessee	2	1	1	0	0.0	0	0	0	0
12/13	vs. Indianapolis	0	0	0	0	0.0	0	0	0	0
12/20	vs. Atlanta	1	1	0	0	0.0	0	0	0	0
12/27	at New Orleans	3	2	1	0	0.0	0	0	0	0
01/03	at Houston	6	3	3	0	1.0	1	0	0	0
<b>2015 totals:</b>		<b>40</b>	<b>22</b>	<b>18</b>	<b>0</b>	<b>4.0</b>	<b>1</b>	<b>0</b>	<b>1</b>	<b>6</b>

## 2014 GAME-BY-GAME STATISTICS

DATE	OPP	TKL	SOLO	ASST	ST	SACKS	FF	FR	PD	TFL
09/07	at Philadelphia	1	1	0	0	0.0	0	0	0	0
09/14	at Washington	5	1	4	0	0.0	0	0	0	0
09/21	vs. Indianapolis	1	1	0	0	0.0	0	0	0	0
09/28	at San Diego	4	3	1	0	1.0	0	0	0	2
10/05	vs. Pittsburgh	1	1	0	0	0.0	0	0	0	0
10/12	at Tennessee	2	2	0	0	0.0	0	0	0	1
10/19	vs. Cleveland	2	2	0	0	0.0	0	0	0	1
10/26	vs. Miami	1	0	1	0	0.0	0	0	0	0
11/02	at Cincinnati	1	1	0	0	0.0	0	0	1	0
11/09	vs. Dallas	2	2	0	0	0.0	0	0	0	0
BYE WEEK										
11/23	at Indianapolis	2	0	2	0	0.0	0	0	0	0
11/30	vs. N.Y. Giants	2	2	0	0	0.0	0	0	0	0
12/07	vs. Houston	2	2	0	0	0.0	0	0	0	0
12/14	at Baltimore	4	3	1	0	0.0	0	0	0	0
12/18	vs. Tennessee	ina				ina				
12/28	at Houston	ina				ina				
<b>2014 totals:</b>		<b>30</b>	<b>21</b>	<b>9</b>	<b>0</b>	<b>1.0</b>	<b>0</b>	<b>0</b>	<b>1</b>	<b>4</b>

## 2013 GAME-BY-GAME STATISTICS

DATE	OPP	TKL	SOLO	ASST	ST	SACKS	FF	FR	PD	TFL
09/08	vs. Kansas City	2	2	0	0	0.0	0	0	0	0
09/15	at Oakland	3	3	0	0	0.0	0	0	0	2
09/22	at Seattle	1	0	1	0	0.0	0	0	0	0
09/29	vs. Indianapolis	2	2	0	0	0.0	0	0	0	0
10/06	at St. Louis	1	1	0	0	0.0	0	0	0	0
10/13	at Denver	1	1	0	0	0.0	0	0	0	0
10/20	vs. San Diego	0	0	0	0	0.0	0	0	0	0
10/27	vs. San Francisco	2	2	0	0	0.0	0	0	0	0
BYE WEEK										
11/10	at Tennessee	2	0	2	0	0.0	0	0	0	0
11/17	vs. Arizona	3	3	0	0	0.0	0	0	0	2
11/24	at Houston	2	1	1	0	0.0	0	0	0	0
12/01	at Cleveland	3	2	1	0	0.0	0	0	0	0
12/05	vs. Houston	0	0	0	0	0.0	0	0	0	0
12/15	vs. Buffalo	3	3	0	0	0.0	0	0	0	0
12/22	vs. Tennessee	ina				ina				
12/29	at Indianapolis	IR				IR				
<b>2013 totals:</b>		<b>25</b>	<b>20</b>	<b>5</b>	<b>0</b>	<b>0.0</b>	<b>0</b>	<b>0</b>	<b>0</b>	<b>4</b>

## 2012 GAME-BY-GAME STATISTICS

DATE	OPP	TKL	SOLO	ASST	ST	SACKS	FF	FR	PD	TFL
09/09	vs. Carolina	2	2	0	0	0.0	0	0	0	0
09/16	at N.Y. Giants	2	1	1	0	0.0	0	0	0	0
09/23	at Dallas	3	3	0	0	0.0	0	0	0	1
09/30	vs. Washington	1	1	0	0	0.0	0	0	0	0
BYE WEEK										
10/14	vs. Kansas City	1	1	0	0	0.0	0	0	1	0
10/21	vs. New Orleans	2	1	1	0	0.0	0	0	0	0
10/25	at Minnesota	1	1	0	0	0.0	0	0	0	1
11/04	at Oakland	0	0	0	0	0.0	0	0	0	0
11/11	vs. San Diego	3	1	2	0	0.0	0	0	0	0
11/18	at Carolina	3	2	1	0	0.0	0	0	0	0
11/25	vs. Atlanta	2	0	2	0	0.0	0	0	0	0
12/02	at Denver	0	0	0	0	0.0	0	0	0	0
12/09	vs. Philadelphia	ina				ina				
12/16	at New Orleans	0	0	0	0	0.0	0	0	0	0
12/23	vs. St. Louis	1	1	0	0	0.0	0	0	0	0
12/30	at Atlanta	2	1	1	0	0.0	0	0	0	0
<b>2012 totals:</b>		<b>23</b>	<b>15</b>	<b>8</b>	<b>0</b>	<b>0.0</b>	<b>0</b>	<b>0</b>	<b>1</b>	<b>2</b>

## 2011 GAME-BY-GAME STATISTICS

DATE	OPP	TKL	SOLO	ASST	ST	SACKS	FF	FR	PD	TFL
09/11	vs. Detroit	1	1	0	0	0.0	0	0	0	0
09/18	at Minnesota	3	3	0	0	0.0	0	0	1	0
09/25	vs. Atlanta	2	2	0	0	0.0	0	0	0	0
10/03	vs. Indianapolis	1	0	1	0	0.0	0	0	0	0
10/09	at San Francisco	2	1	1	0	0.0	0	0	0	0
10/16	vs. New Orleans	2	0	2	0	0.0	0	0	0	0
10/23	vs. Chicago	3	3	0	0	0.0	0	0	0	0
BYE WEEK										
11/06	at New Orleans	2	2	0	0	0.0	0	0	0	0
11/13	vs. Houston	3	2	1	0	0.0	0	0	0	1
11/20	at Green Bay	2	2	0	0	0.0	0	0	0	0
11/27	at Tennessee	3	2	1	0	0.0	0	0	0	0
12/04	vs. Carolina	4	3	1	0	0.0	0	0	0	0
12/11	at Jacksonville	2	1	1	0	0.0	0	0	0	0
12/17	vs. Dallas	6	5	1	0	0.0	0	0	0	0
12/24	at Carolina	1	1	0	0	0.0	0	0	0	0
01/01	at Atlanta	2	2	0	0	0.0	0	0	0	0
<b>2011 totals:</b>		<b>39</b>	<b>30</b>	<b>9</b>	<b>0</b>	<b>0.0</b>	<b>0</b>	<b>0</b>	<b>1</b>	<b>1</b>

## 2010 GAME-BY-GAME STATISTICS

DATE	OPP	TKL	SOLO	ASST	ST	SACKS	FF	FR	PD	TFL
09/12	vs. Cleveland	2	1	1	0	0.0	0	0	0	0
09/19	at Carolina	4	2	2	0	0.0	0	0	0	0
09/26	vs. Pittsburgh	2	0	2	0	0.0	0	0	0	0
BYE WEEK										
10/10	at Cincinnati	2	0	2	0	0.0	0	0	0	0
10/17	vs. New Orleans	3	3	0	0	0.0	0	0	0	0
10/24	vs. St. Louis	4	2	2	0	0.0	0	0	0	0
10/31	at Arizona	4	3	1	0	0.0	0	0	0	0
11/07	at Atlanta	5	4	1	0	0.0	0	0	0	0
11/14	vs. Carolina	4	2	2	0	0.0	0	0	0	0
11/21	at San Francisco	3	2	1	0	0.0	0	0	0	1
11/28	at Baltimore	9	6	3	0	0.0	0	0	0	0
12/05	vs. Atlanta	2	2	0	0	0.0	0	0	0	1
12/12	at Washington	5	5	0	0	0.0	0	0	0	0
12/19	vs. Detroit	3	2	1	0	0.0	0	0	0	0
12/26	vs. Seattle	3	2	1	0	0.0	0	0	0	0
01/02	at New Orleans	5	4	1	0	1.0	0	0	0	0
<b>2010 totals:</b>		<b>60</b>	<b>40</b>	<b>20</b>	<b>0</b>	<b>1.0</b>	<b>0</b>	<b>0</b>	<b>0</b>	<b>2</b>

## 2009 GAME-BY-GAME STATISTICS

DATE	OPP	TKL	SOLO	ASST	ST	SACKS	FF	FR	PD	TFL
09/13	vs. Dallas	2	2	0	0	0.0	0	0	0	0
09/20	at Buffalo	5	3	2	0	1.0	0	0	0	1
09/27	vs. N.Y. Giants	5	3	2	0	0.0	0	0	0	0
10/04	at Washington	5	2	3	0	0.0	0	0	0	0
10/11	at Philadelphia	2	1	1	0	0.0	0	0	0	0
10/18	vs. Carolina	6	3	3	0	0.0	0	0	0	0
10/25	vs. New England	5	4	1	0	0.0	0	0	0	0
BYE WEEK										
11/08	vs. Green Bay	4	3	1	0	0.0	0	0	0	0
11/15	at Miami	1	0	1	0	0.0	0	0	0	0
11/22	vs. New Orleans	3	2	1	0	0.0	0	0	0	0
11/29	at Atlanta	3	2	1	0	0.0	0	0	0	0
12/06	at Carolina	ina				ina				
12/13	vs. N.Y. Jets	2	1	1	0	0.0	0	0	0	0
12/20	at Seattle	2	2	0	0	0.0	0	0	0	0
12/27	at New Orleans	2	1	1	0	0.0	0	0	0	0
01/03	vs. Atlanta	7	4	3	0	1.0	0	0	0	1
<b>2009 totals:</b>		<b>54</b>	<b>33</b>	<b>21</b>	<b>0</b>	<b>2.0</b>	<b>0</b>	<b>0</b>	<b>0</b>	<b>2</b>

# PLAYER BIOS

2

## JASON MYERS

KICKER


5-10 195 LBS.

MARIST

BORN MAY 12, 1991  
CHULA VISTA, CALIFORNIA

ACQ: FREE AGENT 2015

EXP: 2ND YEAR



### TRANSACTIONS

Originally signed by Jacksonville as a free agent on 3/3/15

### PRO (Games played/started - 18/0)

- Spent time with Arizona and San Jose of the Arena Football League in 2014
- Assumed the team's kicking duties prior to the 2015 season
- Has made 22 of his last 24 FGs (92.7 percent) dating back to 10/11/15 at T.B.

### 2016 (w/ JAX - 2/0)

- 9/11 vs. G.B.:** Converted on FGs of 26, 39 and 50 yards and made both PATs for 11 total points
- 9/18 at S.D.:** Went 2-for-2 on PATs and missed a 54-yard FG attempt

### 2015 (w/ JAX - 16/0)

His 26 made FGs are the fourth-most in a season in franchise history and his 110 points scored (26 FGs, 32 PATs) are the fifth-most in a season in club history ... His 86.7 FG percentage is the highest career FG percentage in Jaguars history (min. 30 attempts) and the highest by a Jaguars first-year player

- 9/13 vs. CAR:** Converted his first NFL kick from 22 yards
- 9/20 vs. MIA:** Went three-for-three on field goal attempts, including a season-long 58-yarder as time expired in the first half and a 28-yard game-winner with 40 seconds remaining in the fourth quarter ... His 58-yard FG was also second-longest in franchise history
- 9/27 at N.E.:** Made a 40-yard FG and went 2-for-2 on PATs
- 10/4 at IND:** Went 2-for-4 on FGs and 1-for-1 on PATs
- 10/11 at T.B.:** Connected on a 31-yard attempt and went 4-for-4 on PATs
- 10/18 vs. HOU:** Went 2-for-3 on PAT attempts
- 10/25 vs. BUF:** Went 4-for-5 on PAT attempts
- 11/8 at NYJ:** Converted on field goal attempts from 45, 39 and 35 yards, and went 2-for-2 on PATs
- 11/15 at BAL:** Converted on 3-of-4 FGs, including the game-winning 53-yarder with no time left on the clock
- 11/19 vs. TEN:** Went 4-for-4 on FGs, converting on attempts from 20, 31, 32 and 36 yards
- 11/29 vs. S.D.:** Went 4-for-4 on FGs, converting on attempts from 22, 27, 28 and 55 yards
- 12/6 at TEN:** Went 3-for-5 on extra point attempts
- 12/13 vs. IND:** Converted on his only FG attempt from 46 yards and went 6-for-7 on extra points
- 12/20 vs. ATL:** Converted on two extra points and a 42-yard field goal
- 12/27 at N.O.:** Converted his only extra point attempt
- 1/3 at HOU:** Converted on field goal attempts from 43 and 34 yards

### COLLEGE (at Marist, 2009-12)

- Four-year letterman who also served as team's punter as a senior
- As a senior, made 5 of 10 FGs in final season with a long of 40 yards and averaged 39.0 yards on 56 punts with 16 downed inside the 20

### PERSONAL

- Attended Mater Dei Catholic (Calif.) High School
- Four-year letterman in football and soccer and also played baseball
- Named Mesa Kicker of the Year as a senior
- Named South Bay Kicker of the Year as a junior
- Played on the state championship soccer team as a senior and was named San Diego Division IV CIF Player of the Year
- Son of Donny and Mary Myers
- Fiancee: Katie Glomb
- Twitter handle is @JayMy\_31

### REGULAR SEASON CAREER STATISTICS

YEAR	TEAM	GP	PAT	ATT	FG	FGA	PCT	LG	PTS
2015	JAX	16	32	39	26	30	86.9	58	110
2016	JAX	2	4	4	3	4	75.0	50	13
<b>NFL totals: 2 yrs.</b>		<b>18</b>	<b>36</b>	<b>43</b>	<b>29</b>	<b>34</b>	<b>85.3</b>	<b>58</b>	<b>123</b>

### CAREER HIGHS

	GAME	SEASON
<b>PATs made:</b>	6 (12/13/15 vs. IND)	32 (2015)
<b>PAT attempts:</b>	7 (12/13/15 vs. IND)	39 (2015)
<b>Field goals made:</b>	4 (two times, last: 11/29/15 vs. S.D.)	26 (2015)
<b>Field goal attempts:</b>	4 (four times, last: 11/29/15 vs. S.D.)	30 (2015)
<b>Longest field goal:</b>	58 (9/20/15 vs. MIA)	58 (2015)
<b>Points:</b>	13 (two times, last: 11/29/15)	110 (2015)

### 2016 GAME-BY-GAME STATISTICS

DATE	OPP	GP	PAT	ATT	FG	FGA	PCT	LG	PTS
09/11	vs. Green Bay	1	2	2	3	3	100.0	50	11
09/18	at San Diego	1	2	2	0	1	0.0	-	2
09/25	vs. Baltimore								
10/02	vs. Indianapolis								
	BYE WEEK								
10/16	at Chicago								
10/23	vs. Oakland								
10/27	at Tennessee								
11/06	at Kansas City								
11/13	vs. Houston								
11/20	at Detroit								
11/27	at Buffalo								
12/04	vs. Denver								
12/11	vs. Minnesota								
12/18	at Houston								
12/24	vs. Tennessee								
01/01	at Indianapolis								
<b>2016 totals:</b>		<b>2</b>	<b>4</b>	<b>4</b>	<b>3</b>	<b>4</b>	<b>75.0</b>	<b>50</b>	<b>13</b>

### 2015 GAME-BY-GAME STATISTICS

DATE	OPP	GP	PAT	ATT	FG	FGA	PCT	LG	PTS
09/13	vs. Carolina	1	0	1	1	2	50.0	22	3
09/20	vs. Miami	1	2	2	3	3	100.0	58	11
09/27	at New England	1	2	2	1	1	100.0	40	5
10/04	at Indianapolis	1	1	1	2	4	50.0	32	7
10/11	at Tampa Bay	1	4	4	1	1	100.0	31	7
10/18	vs. Houston	1	2	3	0	0	0.0	0	2
10/25	vs. Buffalo	1	4	5	0	0	0.0	0	4
	BYE WEEK								
11/08	at N.Y. Jets	1	2	2	3	3	100.0	45	11
11/15	at Baltimore	1	1	1	3	4	75.0	53	10
11/19	vs. Tennessee	1	1	1	4	4	100.0	36	13
11/29	vs. San Diego	1	1	2	4	4	100.0	51	13
12/06	at Tennessee	1	3	5	0	0	0.0	0	3
12/13	vs. Indianapolis	1	6	7	1	1	100.0	46	9
12/20	vs. Atlanta	1	2	2	1	1	100.0	42	5
12/27	at New Orleans	1	1	1	0	0	0.0	0	1
01/03	at Houston	1	0	0	2	2	100.0	43	6
<b>2015 totals:</b>		<b>16</b>	<b>32</b>	<b>39</b>	<b>26</b>	<b>30</b>	<b>86.9</b>	<b>58</b>	<b>110</b>

# PLAYER BIOS

## 91 YANNICK NGAKOUE

DEFENSIVE END

6-2 252 LBS.

MARYLAND

BORN MARCH 31, 1995

BOWIE, MARYLAND

ACQ: 3RD ROUND OF 2016 DRAFT (69TH)

EXP: ROOKIE



### TRANSACTIONS

Originally drafted by Jacksonville in the third round (69th overall) of the 2016 NFL Draft

### PRO (Games played/started - 2/1)

Made his NFL debut in team's season opener in 2016

### 2016 (w/ JAX - 2/1)

- **9/11 vs. G.B.:** Made two tackles (one solo) in NFL and Jaguars debut
- **9/18 at S.D.:** Made his first career start at LEO and made three tackles (two solo), including his first career strip-sack in the second quarter

### COLLEGE (at Maryland, 2013-15)

- As a senior, selected First Team All-Big Ten by coaches and media
- Set Maryland's single-season sack record (13.5), breaking a record set by Mark Duda (1982) and Bruce Palmer (1978)
- Ranked second nationally in sacks per game
- Appeared in all 13 games as a true freshman

### PERSONAL

- Son of Marlene Chantelly
- Honor roll student
- Worked as a volunteer with the homeless and helped mentor children
- Majored in African American studies
- Attended Friendship Collegiate Academy (Washington, D.C.)
- Named a first team Parade All-America and the 2012 D.C. Gatorade Player of the Year
- Rated a four-star recruit by Rivals, No. 11 OLB
- Helped lead the school to the DCSAA title as a senior

### REGULAR SEASON CAREER STATISTICS

YEAR	TEAM	GP/GS	TKL	SOLO	ASST	SACKS	FF	FR	PD	TFL
2016	JAX	2/1	5	3	2	1.0	1	0	0	0
<b>NFL totals: 1 yr.</b>		<b>2/1</b>	<b>5</b>	<b>3</b>	<b>2</b>	<b>1.0</b>	<b>1</b>	<b>0</b>	<b>0</b>	<b>0</b>

### 2016 GAME-BY-GAME STATISTICS

DATE	OPP	TKL	SOLO	ASST	ST	SACKS	FF	FR	PD	TFL
09/11	vs. Green Bay	2	1	1	0	0.0	0	0	0	0
09/18	at San Diego	3	2	1	0	1.0	1	0	0	0
09/25	vs. Baltimore									
10/02	vs. Indianapolis									
	BYE WEEK									
10/16	at Chicago									
10/23	vs. Oakland									
10/27	at Tennessee									
11/06	at Kansas City									
11/13	vs. Houston									
11/20	at Detroit									
11/27	at Buffalo									
12/04	vs. Denver									
12/11	vs. Minnesota									
12/18	at Houston									
12/24	vs. Tennessee									
01/01	at Indianapolis									
<b>2016 totals:</b>		<b>5</b>	<b>3</b>	<b>2</b>	<b>0</b>	<b>1.0</b>	<b>1</b>	<b>0</b>	<b>0</b>	<b>0</b>

# PLAYER BIOS

3

## BRAD NORTMAN

PUNTER

6-2 215 LBS.

WISCONSIN

BORN SEPTEMBER 12, 1989

BROOKFIELD, WISCONSIN

ACQ: UFA (CAROLINA) 2016

EXP: FIFTH YEAR



### TRANSACTIONS

Originally selected by Carolina in the sixth round (207th overall) of the 2012 NFL Draft ... Signed as an unrestricted free agent by Jacksonville on 3/10/15

### PRO (Games played/started - 66/0, 6/0)

- Fifth-year punter has played in 66 games with 294 punts for 13,326 yards (45.3 avg.)
- Has landed 95 punts inside the 20 and owns a 39.5 career net average
- Played in six postseason games, including Super Bowl 50

### 2016 (w/ JAX - 2/0)

- **9/11 vs. G.B.:** Made Jaguars debut and punted twice for 125 yards (62.5 net avg.) and downed both inside the 5-yard line ... His 67-yard punt is the seventh-longest in franchise history
- **9/18 at S.D.:** Punted four times for 179 yards (44.8 avg.), including downing two punts inside the 20

### 2015 (w/ CAR - 16/0, 3/0)

Played in all 16 games, including three playoff contests ... Season totals include 70 punts for 3,175 yards (45.4 avg.), including a 39.8 net average ... Downed 20 punts inside the 20

- **9/20 vs. HOU:** Punted five times for 377 yards for a season-best 53.9 average
- **11/15 at TEN:** Punted four times for a season-high 47.3 net average
- **02/07 vs. DEN:** Punted seven times for 315 yards (45.0 avg.) in Super Bowl 50

### 2014 (w/ CAR - 16/0, 2/0)

Played in all 16 games, including two postseason games ... Generated a gross average of 44.9 yards and net average of 36.5 yards with a career-high 26 punts inside the 20, five touchbacks, two blocks and a long of 72 yards on 72 punts ... Served as holder on extra points and field goals

- **10/19 at G.B.:** Compiled a season-high 53.9-yard gross average, the second highest of his career, on a season-high seven punts
- **11/16 vs. ATL:** Equaled second-longest punt in team history and matched career long with a 72-yard boot ... Produced a season-high 48.3-yard net average
- **1/3 vs. ARI:** Tied team record for the most punts inside the 20 in a postseason game with three

### 2013 (w/ CAR - 16/0, 1/0)

Played in all 16 games, including one playoff contest ... Set Carolina records with a gross average of 47.8 yards, which ranked second in the NFC and fourth in the NFL, and net average of 41.6 yards, which ranked fourth in the NFC and fifth in the NFL ... Punted 70 times with a career-high 25 inside the 20, five touchbacks and a career long of 72 yards

- **11/24 at MIA:** Established a Carolina single-game record with a 56.7-yard gross average on seven punts ... Uncorked a career-long 72-yard punt, matching the second-longest punt in team history
- **12/22 vs. N.O.:** Generated a season-high net average of 47.0 yards on a season-high eight punts with two inside the 20 ... Pinned the Saints at their 2-yard line and 3-yard line
- Named NFC Special Teams Player of the Month for December, compiling a 48.1 gross average and 44.0-yard net average with eight inside the 20 and had at least one punt longer than 50 yards in all five games

### 2012 (w/ CAR - 16/0)

Recorded a gross average of 43.0 yards and net average of 36.5 yards with 20 punts inside the 20, seven touchbacks, one block of 63 yards on 76 punts

- **10/7 vs. SEA:** Booted a career-long 63-yard punt
- **11/4 at WAS:** Landed a season-high three punts inside the 20
- **11/11 vs. DEN:** Produced a season-high 50.1-yard gross average on a career-high nine punts
- **12/23 vs. OAK:** Generated a season-high 48.3-yard net average

### COLLEGE (at Wisconsin, 2008-11)

- Played in 52 games, taking over the Badgers' punting duties as a freshman
- Generated gross average of 42.1 yards and net average of 36.7 yards with 69 punts inside the 20, 19 touchbacks, four blocks and long of 76 yards on 199 punts, the fourth most in school history
- Gross average ranks as the third highest in UW history
- Thirty five punts traveled more than 50 yards and 53 resulted in fair catches
- Majored in accounting

### PERSONAL

- Attended Central High School in Brookfield, Wis.
- Ranked as the No. 4 punter in the nation by Rivals.com and No. 8 by Scout.com
- Parents are William and Jane Nortman
- Married to wife, Lexi
- Twitter handle is @BradNortmanisms



### REGULAR SEASON CAREER STATISTICS

YEAR	TEAM	GP	PUNTS	YARDS	GROSS AVG.	FC	NET AVG.	IN 20	LG	BLK
2012	CAR	16	76	3,267	43.0	20	36.5	20	63	1
2013	CAR	16	70	3,344	47.8	13	41.6	25	72	0
2014	CAR	16	72	3,236	44.9	20	36.5	26	72	2
2015	CAR	16	70	3,175	45.4	19	39.8	20	65	0
2016	JAX	2	6	304	50.7	0	47.2	4	67	0
<b>NFL totals:</b>		<b>5 yrs. 65</b>	<b>294</b>	<b>13,326</b>	<b>45.3</b>	<b>72</b>	<b>38.7</b>	<b>95</b>	<b>72</b>	<b>3</b>



### CAREER HIGHS

	GAME	SEASON
<b>Punts:</b>	9 (11/11/12 vs. Denver)	76 (2012)
<b>Yards:</b>	451 (11/11/12 vs. Denver)	3,344 (2013)
<b>Gross average:</b>	62.5 (9/11/16 vs. G.B.)	47.8 (2013)
<b>Net average:</b>	62.5 (9/11/16 vs. G.B.)	41.5 (2013)
<b>Inside the 20:</b>	3 (nine times, last: 10/25/15 vs. Philadelphia)	26 (2014)
<b>Long:</b>	72 (two times, last: 12/28/14 at Atlanta)	72 (2013 & 2014)



### 2016 GAME-BY-GAME STATISTICS

DATE	OPP	PUNTS	YARDS	GROSS AVG.	FC	NET AVG.	IN 20	LG	BLK
09/11	vs. Green Bay	2	125	62.5	0	62.5	2	67	0
09/18	at San Diego	4	179	44.8	0	39.5	2	56	0
09/25	vs. Baltimore								
10/02	vs. Indianapolis								
	BYE WEEK								
10/16	at Chicago								
10/23	vs. Oakland								
10/27	at Tennessee								
11/06	at Kansas City								
11/13	vs. Houston								
11/20	at Detroit								
11/27	at Buffalo								
12/04	vs. Denver								
12/11	vs. Minnesota								
12/18	at Houston								
12/24	vs. Tennessee								
01/01	at Indianapolis								
<b>2016 totals:</b>		<b>6</b>	<b>304</b>	<b>50.7</b>	<b>0</b>	<b>47.2</b>	<b>4</b>	<b>67</b>	<b>0</b>



### 2015 GAME-BY-GAME STATISTICS

DATE	OPP	PUNTS	YARDS	GROSS AVG.	FC	NET AVG.	IN 20	LG	BLK
09/13	at Jacksonville	4	179	44.8	2	37.5	2	56	0
09/20	vs. Houston	7	377	29.9	0	42.7	0	65	0
09/27	vs. New Orleans	4	173	43.3	1	22.8	1	55	0
10/04	at Tampa Bay	4	154	38.5	1	29.8	2	56	0
	BYE WEEK								
10/18	at Seattle	5	243	48.6	1	43.0	1	59	0
10/25	vs. Philadelphia	4	157	39.3	2	38.8	3	45	0
11/02	vs. Indianapolis	7	293	41.9	2	39.6	1	61	0
11/08	vs. Green Bay	6	289	48.2	1	45.2	0	60	0
11/15	at Tennessee	4	189	47.3	2	47.3	2	63	0
11/22	vs. Washington	4	207	51.8	1	46.0	1	56	0
11/26	at Seattle	2	80	40.0	1	36.0	1	58	0
12/06	at New Orleans	3	114	38.0	1	35.7	1	45	0
12/13	vs. Atlanta	4	196	49.0	0	46.5	0	65	0
12/20	at N.Y. Giants	7	318	45.4	3	40.9	1	59	0
12/27	at Atlanta	3	130	43.3	1	36.7	2	63	0
01/03	vs. Tampa Bay	2	76	38.0	1	38.0	2	51	0
<b>2015 totals:</b>		<b>70</b>	<b>3,175</b>	<b>45.4</b>	<b>19</b>	<b>39.8</b>	<b>20</b>	<b>65</b>	<b>0</b>
01/17	vs. Seattle	5	188	37.6	3	36.0	2	46	0
01/24	vs. Arizona	3	119	39.7	1	39.0	0	44	0
02/07	at Denver	7	315	45.0	4	33.4	1	61	0
<b>Postseason totals:</b>		<b>15</b>	<b>622</b>	<b>41.5</b>	<b>8</b>	<b>35.4</b>	<b>3</b>	<b>61</b>	<b>0</b>

# PLAYER BIOS



## 2014 GAME-BY-GAME STATISTICS

DATE	OPP	PUNTS	YARDS	GROSS		NET		IN 20	LG	BLK
				AVG.	FC	AVG.				
09/07	at Tampa Bay	6	282	47.0	1	37.7		2	54	0
09/14	vs. Detroit	6	269	44.8	2	36.2		1	57	0
09/21	vs. Pittsburgh	4	210	52.5	0	43.3		2	65	0
09/28	at Baltimore	4	194	48.5	2	39.0		0	58	0
10/05	vs. Chicago	5	241	48.2	1	38.2		2	62	0
10/12	at Cincinnati	1	38	38.0	0	38.0		0	38	0
10/29	at Green Bay	7	377	42.7	0	42.7		2	67	0
10/26	vs. Seattle	2	78	39.0	1	39.0		1	47	0
10/30	vs. New Orleans	6	253	41.8	4	41.8		3	58	0
11/10	at Philadelphia	7	333	35.4	2	35.4		1	59	0
11/16	vs. Atlanta	6	214	35.7	2	35.7		3	42	0
BYE WEEK										
11/30	at Minnesota	4	146	16.8	0	16.8		1	43	2
12/07	at New Orleans	4	158	22.5	0	22.5		2	49	0
12/14	vs. Tampa Bay	3	99	33.0	3	33.0		3	37	0
12/21	vs. Cleveland	4	199	43.8	2	43.8		1	60	0
12/28	at Atlanta	3	145	48.3	0	48.8		2	72	0
<b>2014 totals:</b>		<b>72</b>	<b>3,236</b>	<b>44.9</b>	<b>20</b>	<b>37.5</b>		<b>26</b>	<b>72</b>	<b>2</b>
01/03	vs. Arizona	4	149	37.3	2	32.3		3	49	0
01/10	at Seattle	4	157	39.3	3	37.0		1	48	0
<b>Postseason totals:</b>		<b>8</b>	<b>306</b>	<b>38.2</b>	<b>5</b>	<b>34.6</b>		<b>4</b>	<b>49</b>	<b>0</b>



## 2013 GAME-BY-GAME STATISTICS

DATE	OPP	PUNTS	YARDS	GROSS		NET		IN 20	LG	BLK
				AVG.	FC	AVG.				
09/08	vs. Seattle	5	239	47.8	0	38.2		2	57	0
09/15	at Buffalo	5	257	51.4	2	43.6		3	62	0
09/22	vs. N.Y. Giants	2	97	48.5	0	38.5		0	49	0
BYE WEEK										
10/06	at Arizona	4	195	48.8	0	38.8		1	63	0
10/13	at Minnesota	3	99	33.0	2	33.0		3	34	0
10/20	vs. St. Louis	3	154	51.3	0	42.7		1	56	0
10/24	at Tampa Bay	4	216	43.2	1	42.0		3	59	0
11/03	vs. Atlanta	3	128	42.7	1	37.3		2	57	0
11/10	at San Francisco	7	320	45.7	0	37.9		2	65	0
11/18	vs. New England	2	87	43.5	1	37.0		0	50	0
11/24	at Miami	7	397	56.7	0	46.6		0	72	0
12/01	vs. Tampa Bay	3	138	46.0	2	46.0		1	55	0
12/08	at New Orleans	5	227	45.4	1	42.0		1	57	0
12/15	vs. N.Y. Jets	2	92	46.0	0	46.0		1	52	0
12/22	vs. New Orleans	8	406	50.8	1	47.0		2	60	0
12/29	at Atlanta	6	292	48.7	2	39.7		3	64	0
<b>2013 totals:</b>		<b>70</b>	<b>3,344</b>	<b>47.8</b>	<b>13</b>	<b>41.6</b>		<b>25</b>	<b>72</b>	<b>0</b>
01/12	vs. San Francisco	2	84	42.0	2	42.0		1	51	0
<b>Postseason totals:</b>		<b>2</b>	<b>84</b>	<b>42.0</b>	<b>2</b>	<b>42.0</b>		<b>1</b>	<b>51</b>	<b>0</b>



## 2012 GAME-BY-GAME STATISTICS

DATE	OPP	PUNTS	YARDS	GROSS		NET		IN 20	LG	BLK
				AVG.	FC	AVG.				
09/09	at Tampa Bay	5	199	39.8	3	33.2		2	47	1
09/16	vs. New Orleans	5	229	45.8	1	35.8		2	58	0
09/20	vs. N.Y. Giants	3	125	41.7	1	33.0		1	44	0
09/30	at Atlanta	6	271	45.2	3	42.3		2	49	0
10/07	vs. Seattle	7	318	45.4	0	39.9		2	63	0
BYE WEEK										
10/21	vs. Dallas	6	248	41.3	2	38.5		2	55	0
10/28	at Chicago	3	77	25.7	0	22.0		0	36	0
11/04	at Washington	5	161	32.2	0	33.0		3	49	0
11/11	vs. Denver	9	451	50.1	1	36.2		1	59	0
11/18	vs. Tampa Bay	6	274	45.7	1	39.8		1	55	0
11/26	at Philadelphia	5	188	37.6	3	31.2		0	44	0
12/02	at Kansas City	4	184	46.0	2	39.5		1	51	0
12/09	vs. Atlanta	2	88	44.0	1	34.0		1	58	0
12/16	at San Diego	4	158	39.5	2	28.8		1	44	0
12/23	vs. Oakland	4	195	48.8	0	48.3		1	55	0
12/30	at New Orleans	2	101	50.5	0	41.0		0	54	0
<b>2012 totals:</b>		<b>76</b>	<b>3,267</b>	<b>43.0</b>	<b>7</b>	<b>37.0</b>		<b>20</b>	<b>63</b>	<b>1</b>



# PLAYER BIOS

## 75 JARED ODRICK

DEFENSIVE LINEMAN  
6-5 305 LBS.  
PENN STATE  
BORN DECEMBER 31, 1987  
LEBANON COUNTY, PENNSYLVANIA  
ACQ: UNRESTRICTED FREE AGENT (MIAMI) 2015  
EXP: 7TH YEAR



### TRANSACTIONS

Originally drafted by Miami in the first round (28th overall) of the 2010 draft ... Signed by Jacksonville as an unrestricted free agent on 3/11/15

### PRO (Games played/started - 83/59)

- Seventh-year DL has appeared in 83 games with 59 starts
- Career totals include 163 tackles (129 solo), 40 tackles for loss, 23.0 sacks, 13 passes defended, four forced fumbles, one fumble recovery and one INT
- Spent first five seasons (2010-14) with Miami
- Has played in 82 straight games dating back to the 2011 season

### 2016 (w/ JAX - 2/2)

- **9/11 vs. G.B.:** Made five tackles (three solo) and one sack in team's season opener
- **9/18 at S.D.:** Started at DE

### 2015 (w/ JAX - 16/16)

Started and played in all 16 games and led the team with 5.5 sacks ... Totaled 29 tackles (23 solo), including 10 tackles for loss, three passes defended and one forced fumble

- **9/13 vs. CAR:** Made three tackles (three solo) in Jaguars debut
- **9/20 vs. MIA:** Made two solo tackles, one sack, one pass defended and one forced fumble
- **9/27 at N.E.:** Made two solo tackles, including a tackle for loss
- **10/11 at T.B.:** Recorded three tackles (one solo) and two QB hurries .
- **11/8 at NYJ:** Made two tackles (one solo), including one sack
- **11/19 vs. TEN:** Made a season-high four solo tackles, including two tackles for loss and one sack
- **11/29 vs. S.D.:** Had one solo tackle, including a tackle for loss and sack in his 75th consecutive game played
- **12/13 vs. IND:** Started at DE and made two tackles (two solo), including one tackle for loss
- **12/20 vs. ATL:** Recorded three solo tackles, including two tackles for loss, one sack, and one pass defended that resulted in a LB **Paul Posluszny** interception in the third quarter
- **1/3 at HOU:** Played in his 80th consecutive game and totaled four tackles (two solo) ... Credited with 0.5 sacks

### 2014 (w/ MIA - 16/16)

Started all 16 games for the first time in his career ... Played in all 16 games for the fourth consecutive season ... Totaled 29 tackles (23 solo), one sack, three tackles for loss, one forced fumble and one fumble recovery ... Part of Miami defense that ranked 12th in the NFL

- **9/21 vs. K.C.** Registered his only sack of the season and forced one fumble

### 2013 (w/ MIA - 16/5)

Played in all 16 games (five starts) ... Posted a career-high 42 tackles (33 solo), 4.5 sacks, nine tackles for loss and two passes defended

- **10/6 vs. BAL:** Posted a season-high six tackles (five solo)
- **10/27 at N.E.:** Registered a career-high 2.0 sacks, the only multi-sack game of his career
- **11/24 vs. CAR:** Started at RDE and made two solo tackles

### 2012 (w/ MIA - 16/12)

Appeared in all 16 games (12 starts) for the second consecutive season ... Season totals include 35 tackles (26 solo), 5.0 sacks, a career-high 12 tackles for loss and two passes defended ... Started the first nine games of the season at LDE

- Registered at least a half-sack in three consecutive games on **9/23 vs. NYJ** (0.5), **9/30 at ARI** (1.0) and **10/7 at CIN** (0.5)
- Posted a sack in back-to-back games on **12/9 at S.F.** and on **12/16 vs. JAX**

### 2011 (w/ MIA - 16/7)

Appeared in all 16 games (seven starts) for the first time in his career ... Posted a career-high 6.0 sacks ... Season totals include 22 tackles (20 solo), five tackles for loss, two passes defended and one forced fumble

- **9/12 vs. N.E.:** Intercepted the only pass of his career in the season-opener
- **10/2 at S.D.:** Posted 1.0 sack
- Posted 1.0 sack in three consecutive games on **11/6 at K.C.**, on **11/13 vs. WAS** and on **11/20 vs. BUF**
- **1/1/12 vs. NYJ:** Finished the season with two solo tackles, including 1.0 sack on

in the season finale

### 2010 (w/ MIA - 1/1)

- **9/12 at BUF:** Made his NFL debut in the season-opener on and started at RDE ... Finished with one solo tackle before suffering a leg injury ... Placed on injured reserve on Oct. 22

### COLLEGE (at Penn State, 2006-09)

- Attended Lebanon (Pa.) High School and three-year starter at Penn State
- Career totals included 104 tackles (47 solo), 14.5 sacks and 25.5 tackles for loss
- As a senior in 2009, started all 13 games and was named a first-team All-America selection, first-team All-Big Ten selection and the coaches' Big Ten Defensive Player of the Year, becoming the first defensive lineman to win the honor since 1993
- Fourth player in school history to win Big Ten Defensive Player of the Year
- Majored in sociology

### PERSONAL

- Attended Lebanon (Pa.) High School where he was a Parade and U.S. Army All-America selection as a senior
- First-team All-State and Big 33 selection
- Totaled 70 tackles, 5.0 sacks and 10 tackles for loss as a senior in 2005
- Registered 80 tackles, 8.0 sacks and 18 tackles for loss as a junior in 2004, in addition to playing on the offensive line
- Also lettered in basketball and track and field
- Full name is Jared Taylor Odrick
- Twitter handle is @JaredOdrick



### REGULAR SEASON CAREER STATISTICS

YEAR	TEAM	GP/GS	TKL	SOLO	ASST	SACKS	FF	FR	PD	TFL	INT
2010	MIA	1/1	1	1	0	0.0	0	0	0	1	0
2011	MIA	16/7	22	20	2	6.0	1	0	2	5	1
2012	MIA	16/12	35	26	9	5.0	0	0	2	12	0
2013	MIA	16/5	42	33	9	4.5	1	0	2	9	0
2014	MIA	16/16	29	23	6	1.0	1	1	5	3	0
2015	JAX	16/16	29	23	6	5.5	1	0	3	10	0
2016	JAX	2/2	5	3	2	1.0	0	0	0	0	0
<b>NFL totals: 7 yrs.</b>		<b>83/59</b>	<b>163</b>	<b>129</b>	<b>34</b>	<b>23.0</b>	<b>4</b>	<b>1</b>	<b>14</b>	<b>40</b>	<b>1</b>



### CAREER HIGHS

	GAME	SEASON
<b>Tackles:</b>	6 (10/6/13 vs. BAL)	42 (2013)
<b>Sacks:</b>	2.0 (10/27/13 at N.E.)	6.0 (2011)
<b>Forced fumbles:</b>	1 (four times; last: 9/20/15 vs. MIA)	1 (2011, 2013-15)
<b>Fumble recoveries:</b>	1 (11/2/14 vs. S.D.)	1 (2014)
<b>Passes defended:</b>	2 (10/12/14 vs. G.B.)	5 (2014)
<b>Tackles for loss:</b>	4 (9/30/13 at N.O.)	12 (2012)
<b>Interceptions:</b>	1 (9/12/11 vs. N.E.)	1 (2011)



### 2016 GAME-BY-GAME STATISTICS

DATE	OPP	TKL	SOLO	ASST	ST	SACKS	FF	FR	PD	TFL
09/11	vs. Green Bay	5	3	2	0	1.0	0	0	0	0
09/18	at San Diego	0	0	0	0	0.0	0	0	0	0
09/25	vs. Baltimore									
10/02	vs. Indianapolis									
	BYE WEEK									
10/16	at Chicago									
10/23	vs. Oakland									
10/27	at Tennessee									
11/06	at Kansas City									
11/13	vs. Houston									
11/20	at Detroit									
11/27	at Buffalo									
12/04	vs. Denver									
12/11	vs. Minnesota									
12/18	at Houston									
12/24	vs. Tennessee									
01/01	at Indianapolis									
<b>2016 totals:</b>		<b>5</b>	<b>3</b>	<b>2</b>	<b>0</b>	<b>1.0</b>	<b>0</b>	<b>0</b>	<b>0</b>	<b>0</b>

# PLAYER BIOS



## 2015 GAME-BY-GAME STATISTICS

DATE	OPP	TKL	SOLO	ASST	SACKS	FF	FR	PD	TFL	INT
09/13	vs. Carolina	3	3	0	0.0	0	0	0	0	0
09/20	vs. Miami	2	2	0	1.0	1	0	1	0	0
09/27	at New England	2	2	0	0.0	0	0	0	1	0
10/04	at Indianapolis	1	0	1	0.0	0	0	0	0	0
10/11	at Tampa Bay	3	1	2	0.0	0	0	0	0	0
10/18	vs. Houston	0	0	0	0.0	0	0	1	0	0
10/25	vs. Buffalo	0	0	0	0.0	0	0	0	0	0
BYE WEEK										
11/08	at N.Y. Jets	2	1	1	1.0	0	0	0	1	0
11/15	at Baltimore	1	1	0	0.0	0	0	0	1	0
11/19	vs. Tennessee	4	4	0	1.0	0	0	0	2	0
11/29	vs. San Diego	1	1	0	1.0	0	0	0	1	0
12/06	at Tennessee	1	1	0	0.0	0	0	0	1	0
12/13	vs. Indianapolis	2	2	0	0.0	0	0	0	1	0
12/20	vs. Atlanta	3	3	0	1.0	0	0	1	2	0
12/27	at New Orleans	0	0	0	0.0	0	0	0	0	0
01/03	at Houston	4	2	2	0.5	0	0	0	0	0
<b>2015 totals:</b>		<b>29</b>	<b>23</b>	<b>6</b>	<b>5.5</b>	<b>1</b>	<b>0</b>	<b>3</b>	<b>10</b>	<b>0</b>



## 2014 GAME-BY-GAME STATISTICS

DATE	OPP	TKL	SOLO	ASST	SACKS	FF	FR	PD	TFL	INT
09/07	vs. New England	3	3	0	0.0	0	0	0	0	0
09/14	at Miami	3	1	2	0.0	0	0	0	0	0
09/21	vs. Kansas City	1	1	0	1.0	1	0	0	0	0
09/28	at Oakland	1	1	0	0.0	0	0	1	0	0
BYE WEEK										
10/12	vs. Green Bay	1	1	0	0.0	0	0	2	0	0
10/19	at Chicago	0	0	0	0.0	0	0	0	0	0
10/26	at Jacksonville	2	1	1	0.0	0	0	0	0	0
11/02	vs. San Diego	0	0	0	0.0	0	1	0	0	0
11/09	at Detroit	1	1	0	0.0	0	0	0	0	0
11/13	vs. Buffalo	1	1	0	0.0	0	0	1	1	0
11/23	at Denver	1	1	0	0.0	0	0	0	0	0
12/01	at N.Y. Jets	3	2	1	0.0	0	0	0	0	0
12/07	vs. Baltimore	4	3	1	0.0	0	0	0	0	0
12/14	at New England	1	0	1	0.0	0	0	1	0	0
12/21	vs. Minnesota	3	3	0	0.0	0	0	0	0	0
12/28	vs. N.Y. Jets	4	4	0	0.0	0	0	0	2	0
<b>2014 totals:</b>		<b>29</b>	<b>23</b>	<b>6</b>	<b>1.0</b>	<b>1</b>	<b>1</b>	<b>5</b>	<b>3</b>	<b>0</b>



## 2013 GAME-BY-GAME STATISTICS

DATE	OPP	TKL	SOLO	ASST	SACKS	FF	FR	PD	TFL	INT
09/08	at Cleveland	1	1	0	0.0	0	0	0	0	0
09/15	at Indianapolis	2	1	1	0.0	0	0	0	0	0
09/22	vs. Atlanta	2	2	0	0.0	0	0	0	0	0
09/30	at New Orleans	5	4	1	1.0	0	0	0	4	0
10/06	vs. Baltimore	6	5	1	0.0	0	0	1	0	0
BYE WEEK										
10/20	vs. Buffalo	2	2	0	0.0	0	0	0	1	0
10/27	at New England	4	2	2	2.0	0	0	0	2	0
10/31	vs. Cincinnati	1	0	1	0.5	0	0	0	0	0
11/11	at Tampa Bay	4	4	0	0.0	0	0	0	0	0
11/17	vs. San Diego	2	2	0	1.0	0	0	1	1	0
11/24	vs. Carolina	2	2	0	0.0	0	0	0	1	0
12/01	at N.Y. Jets	1	0	1	0.0	0	0	0	0	0
12/08	at Pittsburgh	2	1	1	0.0	0	0	0	0	0
12/15	vs. New England	1	0	1	0.0	0	0	0	0	0
12/22	at Miami	5	4	1	0.0	1	0	0	0	0
12/29	vs. N.Y. Jets	2	0	2	0.0	0	0	0	0	0
<b>2013 totals:</b>		<b>42</b>	<b>33</b>	<b>9</b>	<b>4.5</b>	<b>1</b>	<b>0</b>	<b>2</b>	<b>9</b>	<b>0</b>



## 2012 GAME-BY-GAME STATISTICS

DATE	OPP	TKL	SOLO	ASST	SACKS	FF	FR	PD	TFL	INT
09/09	at Houston	2	0	2	0.0	0	0	0	0	0
09/16	vs. Oakland	1	0	1	0.0	0	0	0	0	0
09/23	vs. N.Y. Jets	2	1	1	0.5	0	0	0	0	0
09/30	at Arizona	3	3	0	1.0	0	0	0	1	0
10/07	at Cincinnati	2	0	2	0.0	0	0	0	0	0
10/13	vs. St. Louis	2	0	2	0.0	0	0	1	1	0
BYE WEEK										
10/28	at N.Y. Jets	2	0	2	0.0	0	0	0	0	0
11/04	at Indianapolis	4	3	1	0.0	0	0	0	1	0
11/11	vs. Tennessee	1	1	0	0.0	0	0	0	1	0
11/15	at Buffalo	3	1	2	0.0	0	0	0	1	0
11/25	vs. Seattle	4	4	0	1.0	0	0	0	2	0
12/02	vs. New England	1	1	0	0.0	0	0	0	0	0
12/09	at San Francisco	4	3	1	1.0	0	0	0	1	0
12/16	vs. Jacksonville	2	2	0	1.0	0	0	0	1	0
12/23	vs. Buffalo	1	1	0	0.0	0	0	0	0	0
12/30	at Miami	1	1	0	0.0	0	0	0	1	0
<b>2012 totals:</b>		<b>35</b>	<b>26</b>	<b>9</b>	<b>5.0</b>	<b>0</b>	<b>0</b>	<b>2</b>	<b>12</b>	<b>0</b>



## 2011 GAME-BY-GAME STATISTICS

DATE	OPP	TKL	SOLO	ASST	SACKS	FF	FR	PD	TFL	INT
09/12	vs. New England	2	2	0	0.0	0	0	1	0	1
09/18	vs. Houston	3	2	1	0.0	0	0	0	0	0
09/25	at Cleveland	0	0	0	0.0	0	0	0	0	0
10/02	at San Diego	2	2	0	0.0	1	0	0	1	0
BYE WEEK										
10/17	at N.Y. Jets	0	0	0	0.0	0	0	0	0	0
10/23	vs. Denver	3	3	0	1.0	0	0	0	1	0
10/30	at N.Y. Giants	0	0	0	0.0	0	0	0	0	0
11/06	at Kansas City	1	1	0	1.0	0	0	0	0	0
11/13	vs. Washington	1	1	0	1.0	0	0	0	1	0
11/20	vs. Buffalo	3	2	1	1.0	0	0	0	1	0
11/24	at Dallas	0	0	0	0.0	0	0	0	0	0
12/04	vs. Oakland	0	0	0	0.0	0	0	0	0	0
12/11	vs. Philadelphia	2	2	0	0.0	0	0	1	0	0
12/18	at Buffalo	2	2	0	1.0	0	0	0	1	0
12/24	at Miami	1	1	0	0.0	0	0	0	0	0
01/01	vs. N.Y. Jets	2	2	0	1.0	0	0	0	0	0
<b>2011 totals:</b>		<b>22</b>	<b>20</b>	<b>2</b>	<b>6.0</b>	<b>1</b>	<b>0</b>	<b>2</b>	<b>5</b>	<b>1</b>




## 2010 GAME-BY-GAME STATISTICS

DATE	OPP	TKL	SOLO	ASST	SACKS	FF	FR	PD	TFL	INT
09/12	at Buffalo	1	1	0	0.0	0	0	0	0	0
09/19	at Minnesota	ina								
09/26	vs. N.Y. Jets	ina								
10/04	vs. New England	ina								
BYE WEEK										
10/17	at Green Bay	ina								
10/24	vs. Pittsburgh	ina								
10/31	at Cincinnati	ina								
11/07	at Baltimore	ina								
11/14	vs. Tennessee	ina								
11/18	vs. Chicago	ina								
11/28	at Oakland	IR								
12/05	vs. Cleveland	IR								
12/12	at N.Y. Jets	IR								
12/19	vs. Buffalo	IR								
12/26	vs. Detroit	IR								
01/02	at New England	IR								
<b>2010 totals:</b>		<b>1</b>	<b>1</b>	<b>0</b>	<b>0.0</b>	<b>0</b>	<b>0</b>	<b>0</b>	<b>0</b>	<b>0</b>

# PLAYER BIOS

## 77 PATRICK OMAMEH

OFFENSIVE LINEMAN  
6-4 305 LBS.  
MICHIGAN  
BORN DECEMBER 29, 1989  
COLUMBUS, OHIO  
ACQ: FREE AGENT 2016  
EXP: 4TH YEAR



### TRANSACTIONS

Originally signed with San Francisco as an undrafted rookie on 5/7/13 ... Signed by Tampa Bay from San Francisco's practice squad on 10/11/13 ... Waived by Tampa Bay on 9/4/15 ... Claimed off waivers by Chicago on 9/6/15 ... Signed with Jacksonville as a free agent on 6/2/16

### PRO (Games played/started - 32/25)

- 4th-year OG has spent time with Tampa Bay, Chicago and Jacksonville
- Has played in 32 career games with 25 starts
- Began career as an undrafted free agent with San Francisco in 2013

### 2016 (w/ JAX - 2/0)

- **9/11 vs. G.B.:** Played five snaps on special teams in Jaguars debut
- **9/18 at S.D.:** Saw action at LT after **Kelvin Beachum** exited the game in the third quarter

### 2015 (w/ CHI - 14/9)

Appeared in 14 games (9 starts) at RG

### 2014 (w/ T.B. - 16/16)

Started all 16 games at RG

- **9/7 vs. WAS:** Made NFL debut and his first career start
- **9/14 vs. STL:** Started at right guard helping pave the way for Bobby Rainey's 144-yard rushing day
- **12/28 vs. NO:** Helped pave the way for 183 rushing yards by the Buccaneers, the most the team had recorded since 2013 (11/17/13 vs. Atlanta)

### 2013 (w/ T.B. - 0/0)

Inactive all 16 games

### COLLEGE (at Michigan 2008-12)

- Started 41-of-45 games at Michigan (2008-12), including every game his final three seasons
- Earned first-team All-Big Ten honors as a senior
- Named to the 2012 Allstate AFCA Good Works Team

### PERSONAL

- Attended St. Francis De Sales High School (Columbus, Ohio)
- Earned first-team all-state honors as a senior
- Born Patrick Omameh on December 29, 1989 in Columbus, Ohio

# PLAYER BIOS

## 78 JERMEY PARNELL

OFFENSIVE TACKLE

6-6 315 LBS.

MISSISSIPPI

BORN JULY 20, 1986

BLYTHEVILLE, ARKANSAS

ACQ: UNRESTRICTED FREE AGENT (DALLAS) 2015

EXP: 6TH YEAR



- Was a four-year letterman for the Rebels basketball team
- Played in 30 games with seven starts as a senior, averaging 3.7 points and 3.3 rebounds while ranking second on the team with 22 blocked shots
- Majored in art

### PERSONAL

- Attended Gosnell High School in Arkansas
- Two-time first-team all-state selection in basketball
- Averaged 21 points, 13 rebounds, five assists and four blocks a game as a senior
- Played summer basketball in China in 2005 and 2006, and also played AAU for the Arkansas Wings

### TRANSACTIONS

Originally signed by New Orleans as an undrafted rookie on 5/4/09 ... Waived on 9/4/09 ... Signed by New Orleans to the practice squad on 9/6/09 ... Waived on 9/4/10 ... Claimed off waivers by Miami on 9/5/10 ... Waived on 9/25/10 ... Signed by New Orleans to the practice squad on 9/28/10 ... Signed by Dallas to the 53-man roster on 10/24/10 ... Signed by Jacksonville as an unrestricted free agent on 3/11/15

### PRO (Games played/started - 71/24)

- Sixth-year OT spent time with New Orleans, Miami and Dallas before signing with Jacksonville on 3/11/15
- Has played in 71 career games with 24 starts
- Spent last five seasons with the Cowboys
- Blocked for NFL's leading rusher RB **DeMarco Murray** in 2014 and did not allow a sack at RT
- Began career as an undrafted free agent with New Orleans in 2009

### 2016 (w/ JAX - 2/2)

- **9/11 vs. G.B.:** Started at RT in his 70th career game
- **9/18 at S.D.:** Started at RT

### 2015 (w/ JAX - 15/15)

Played in 15 games with a career-high 15 starts at RT

- **9/13 vs. CAR:** Made his Jaguars debut at RT in team's season opener
- **9/20 vs. MIA:** Started at RT, helped the Jaguars rush for 123 yards and did not allow a sack
- **10/4 at IND:** Started at RT, helping RB **T.J. Yeldon** rush for 100+ yards
- **10/25 vs. BUF:** Started at RT, helping RB T.J. Yeldon rush for a season-high 115 yards
- **12/13 vs. IND:** Started at RT, helping the Jaguars rush for a season-high 154 yards

### 2014 (w/ DAL - 16/5)

Appeared in all 16 games with a career-high five starts at RT ... Also saw time on special teams and as extra OL in jumbo packages ... Had only one penalty for five yards ... Did not allow a sack ... Part of OL that ranked ninth in the NFL with 30 sacks allowed ... Blocked for Pro Bowl QB **Tony Romo** who led NFL in passer rating (113.2), completion percentage (69.9) and yards-per-attempt (8.52) ... Part of OL that blocked for NFL rushing leader RB **DeMarco Murray** who set franchise record with 1,845 rushing yards and NFL-high 2,261 yard from scrimmage ... Cowboys finished season ranked second in rushing yards per game (147.1)

- **10/19 vs. NYG:** Made first start of the season in place of OL **Doug Free** and blocked for DeMarco Murray's seventh consecutive 100-yard game, the first player in NFL history with seven straight 100-yard games to open a season
- **1/4 vs. DET:** Made postseason debut with a start at RT

### 2013 (w/ DAL - 16/1)

Played in all 16 games for the second consecutive season and made one start ... Saw most of his action in jumbo packages and on special teams

### 2012 (w/ DAL - 16/1)

Saw action in all 16 games for the first time in his career ... Rotated series at RT with Doug Free for the last two months of the season

- **11/22 vs. WAS:** Made first career start

### 2011 (w/ DAL - 6/0)

Saw action in six games, mainly on special teams

### 2010 (w/ MIA - 0/0; w/ DAL - 0/0)

Spent the preseason with New Orleans before he was waived on final cuts ... Was claimed off waivers by Miami on Sept. 5 and waived on Sept. 25 ... Signed by New Orleans to practice squad on Sept. 28 before he was signed to Dallas' 53-man roster on Oct. 14 ... Was inactive for all 12 games with the Cowboys

### 2009 (w/ NO - ps)

Spent the entire regular season on New Orleans' practice squad after signing as a rookie free agent

### COLLEGE (at Mississippi, 2006-09)


- Played only one season of collegiate football
- Saw action as a senior for the first time since eighth grade and played in five games as a defensive lineman



# PLAYER BIOS

51

## PAUL POSLUSZNY



LINEBACKER

6-2 240 LBS.

PENN STATE

BORN OCTOBER 10, 1984

ALTIQUIPPA, PENNSYLVANIA

ACQ: UNRESTRICTED FREE AGENT (BUFFALO) 2011

EXP: 10TH YEAR



### TRANSACTIONS

Originally drafted by Buffalo in the second round (34th overall) of the 2007 draft ... Signed by Jacksonville as an unrestricted free agent on 7/29/11

### PRO (Games played/started - 115/115)

Ninth-year LB has started 115 career games and is in his sixth season with the Jaguars

- Career totals include 1,218 tackles (865 solo), 14 INTs, 13.0 sacks, eight forced fumbles, three fumble recoveries and 36 passes defended
- Voted to Pro Bowl in 2013
- Owns two of the four highest tackle totals in Jaguars history as he compiled 192 tackles in 2011, the fourth-most for a season

### 2016 (w/ JAX - 2/2)

- **9/11 vs. G.B.:** Made five tackles (four solo) at MLB in the team's season opener
- **9/18 at S.D.:** Started at MLB and tallied a team-high 11 tackles (six solo)

### 2015 (w/ JAX - 14/14)

Started and played in 14 games, missing two games because of ankle and hand injuries ... Led the team with 133 tackles (103 solo), the seventh time in the last eight seasons that he's tallied 100+ tackles ... Tied for the team lead (LB **Telvin Smith**) with 13 tackles for loss, the most by a Jaguars LB since LB **Kevin Hardy's** 13 tackles for loss in 1999 ... Tied a career-high with three INTs

- **9/13 vs. CAR:** In his 100th game and start, made nine tackles (eight solo) and recorded a 19-yard interception return in the second quarter
- **9/20 vs. MIA:** Made seven solo tackles and registered one QB hurry
- **9/27 at N.E.:** Made a game-high 18 tackles (14 solo)
- **10/18 vs. HOU:** Made 10 tackles (nine solo), including two tackles for loss
- **10/25 vs. BUF:** Made seven tackles (six solo), including one tackle for loss ... Added his 13th career interception
- **11/8 at NYJ:** Made seven tackles (three solo), including one tackle for loss
- **11/15 at BAL:** Was second on the team with 10 tackles (six solo) and recorded one pass defended
- **11/29 vs. S.D.:** Led the team with 11 tackles (11 solo), including a season-high three tackles for loss
- **12/6 at TEN:** Led the team with 13 tackles (10 solo), including two tackles for loss ... Exited the game in the fourth quarter with a hand injury
- **12/20 vs. ATL:** Tallied a team-high 10 tackles (nine solo), including two tackles for loss, one interception and one pass defended
- **12/27 at N.O.:** Posted nine tackles (seven solo), and 1.0 sack and one pass defended
- **1/3 at HOU:** Started at MLB and made 10 tackles (four solo)

### 2014 (w/ JAX - 7/7)

Started the first seven games at MLB before suffering a season-ending torn pectoral muscle on Oct. 19 vs. Cleveland ... Ranked fifth on the club with 69 tackles (47 solo), two sacks, one pass defended, two tackles for loss, three QB hits and one fumble recovery

- **9/7 at PHI:** Started at MLB in season-opener and paced team with 12 tackles (11 solo) ... Left the game in the third quarter with a knee injury but returned to the game
- **9/14 at WAS:** Ranked second on the team with seven tackles (four solo)
- **9/21 at IND:** Led team with 11 tackles (seven solo)
- **9/28 at S.D.:** Registered a game-high 11 tackles (9 solo)
- **10/5 vs. PIT:** Totaled a team-high 12 tackles (nine solo) along with one sack, one tackle for loss, one QB hit and a pass defended
- **10/19 vs. CLE:** Registered a game-high 12 tackles (five solo) along with one sack, one tackle for loss, one QB hit and one fumble recovery ... Suffered a torn pectoral muscle in the second half
- **10/21:** Placed on injured reserve

### 2013 (w/ JAX - 15/15)

Replaced injured LB **NaVarro Bowman** on the Pro Bowl roster ... Started 15 games at LB and led the Jaguars for the third consecutive season with 161 tackles (121 solo) and tied for team lead with two INTs ... The 161 tackles ranked second in the NFL ... Added a career-high 3.0 sacks and 10 passes defended along with six tackles for loss, two forced fumbles, one fumble recovery and seven QB pressures ... Played 1,038 snaps, the second-most on the team

- **9/15 at OAK:** Posted nine tackles, one sack, one QB hit and one pass defended ... Sacked QB **Terrelle Pryor** in the fourth quarter
- **9/22 at SEA:** Registered a game-high 12 tackles (five solo) along with an INT, one

tackle for loss and one pass defended ... Intercepted QB **Russell Wilson** in the third quarter to set up a Jaguars TD

- **10/13 at DEN:** Intercepted QB **Peyton Manning** with 36 seconds remaining in the first half and returned it 59 yards for his first career TD ... Marked the fourth-longest return in team history and longest by a LB
- **10/20 vs. S.D.:** Totaled a season-high 14 tackles (13 solo)
- **10/27 vs. S.F.:** Made a team-high 12 tackles (10 solo)
- **11/10 at TEN:** Forced a fumble of RB **Chris Johnson** on the first play from scrimmage and recovered it to set up a Jaguars TD
- **11/17 vs. ARI:** Inactive (concussion), marking first missed game as a Jaguar
- **11/24 at HOU:** Returned to the lineup and posted a game-high 14 tackles (11 solo) along with two tackles for loss, one QB hit and one pass defended
- **12/1 at CLE:** Paced team with 11 tackles (seven solo), two tackles for loss, a half

sack, one QB hit and one pass defended. Split a sack with DE **Jason Babin** in the third quarter

- **12/5 vs. HOU:** Posted double-digit tackles for the third straight game, finishing with a team-high 13 stops (10 solo) along with one tackle for loss and one QB hit
- **12/15 vs. BUF:** Led team with 13 tackles (nine solo) including a sack of QB **E.J. Manuel** in the first quarter ... Set single-season career-high for sacks (2.5)
- **12/22 vs. TEN:** Tallied a game-high 13 tackles (10 solo), his fifth straight game with double-digit tackles ... Split a sack of QB **Ryan Fitzpatrick** with DT **Abry Jones** in the first quarter

### 2012 (w/ JAX - 16/16)

Started all 16 games for the second consecutive season and third time overall ... Led team with a single-season franchise record 231 tackles, surpassing the previous mark of 230 set by LB **Hardy Nickerson** in 2001 ... Matched his career-high two sacks and three INTs ... Added two forced fumbles and four passes defended ... Had double-digit tackles in 15 of 16 games

- **9/9 at MIN:** Registered 16 tackles (10 solo) with one tackle for loss
- **9/16 vs. HOU:** Logged 17 tackles (10 solo) with one tackle for loss
- **9/23 at IND:** Intercepted a QB **Andrew Luck** pass in the third quarter and returned it 13 yards before a lateral to S **Dawan Landry** added nine yards
- **11/4 vs. DET:** Led team with 17 tackles (12 solo)
- **11/18 at HOU:** Forced an RB **Arian Foster** fumble in the third quarter, intercepted QB **Matt Schaub** in the fourth quarter and finished with a team-high 18 tackles
- **11/25 vs. TEN:** Caused a RB **Chris Johnson** fumble in the fourth quarter
- **12/2 at BUF:** Intercepted QB **Ryan Fitzpatrick** in the second quarter and made a team-high 13 tackles (five solo) with two QB pressures
- **12/9 vs. NYJ:** Totaled a team-high 17 tackles (10 solo)
- **12/16 at MIA:** Registered a career-high 21 tackles (15 solo), tied for the fifth-most in franchise history
- **12/23 vs. N.E.:** Had 11 tackles (eight solo) with two QB pressures
- **12/30 at TEN:** Totaled 13 tackles (nine solo) with a career-high two sacks, two tackles for loss and one pass defended

### 2011 (w/ JAX - 16/16)

Started all 16 games at MLB in his first season with the Jaguars ... Led club with 192 tackles (132 solo) and ranked second with nine tackles for loss ... The 192 tackles ranked as second-most in franchise history and marked his fourth straight season with 100-plus tackles ... Tied for the team-lead with two INTs ... Added seven QB pressures, one forced fumble, two passes defended and two sacks ... Played major role on defense that ranked sixth in the NFL (313.0-yard average), the highest ranking for the club since 2006 (2nd) ... Recorded double-digit tackles in 11 of 16 games

- **9/11 vs. TEN:** Did not miss a snap and had four tackles and one pass defended in his Jaguars debut
- **9/18 at NYJ:** Led team with 14 tackles
- **10/2 vs. N.O.:** Posted a team-high 16 tackles (13 solo) along with one sack, one tackle for loss and one pass defended
- **10/9 vs. CIN:** Tallied a team-high 15 tackles while not missing a snap
- **10/16 at PIT:** Returned to home state and registered a career-high 19 tackles and one tackle for loss
- **10/30 at HOU:** Paced team with 15 tackles (eight solo), one tackle for loss and one QB pressure
- **11/13 at IND:** Intercepted QB **Curtis Painter** in the fourth quarter and split a sack with DL **John Chick** of Painter in the second quarter ... Totaled 11 tackles (eight solo) and one tackle for loss
- **11/20 at CLE:** Split a sack with DL **Matt Roth** in the third quarter and led team with 13 tackles (six solo)
- **11/27 vs. HOU:** Forced a fumble by RB **Arian Foster** in the first quarter that was scooped up by CB **Ashton Youboty** and returned 38 yards for a TD
- **12/11 vs. T.B.:** Intercepted QB **Josh Freeman** in the third quarter and paced team with 12 tackles
- **1/1 vs. IND:** Compiled six tackles before leaving game with a shoulder injury

### 2010 (w/ BUF - 14/14)

Started 13 games at MLB ... Led team with career-high 140 tackles (95 solo) along with a career-high two sacks, five QB pressures and three passes defended ... Had eight double-digit tackle games

- **9/12 vs. MIA:** Opened season with eight tackles, one tackle for loss and second career sack
- **10/10 vs. JAX:** Led team with 13 tackles
- **10/31 at K.C.:** Registered a career-high 18 tackles along with one QB hit and one



# PLAYER BIOS

pass defended

- **12/5 at MIN:** Paced team with 15 tackles including two tackles for loss and a sack

## 2009 (w/ BUF - 12/12)

Started 12 games at MLB ... Voted team captain ... Totaled 115 tackles (92 solo), one sack, three INTs, four passes defended and three forced fumbles ... Tied for second among NFL LBs with three INTs and was first Bills LB with three INTs in a season since 2006

- **10/18 at NYJ:** Returned from injury and recorded nine tackles, one tackle for loss, one QB hit and an INT ... Intercepted QB **Mark Sanchez** in overtime which led to the game-winning FG
- **11/1 vs. HOU:** Forced a fumble and accumulated nine tackles
- **12/3 vs. NYJ:** Recorded first career sack which included a forced fumble
- **12/20 vs. N.E.:** Tied for a team-high with nine tackles on and had an INT in the first quarter ... Became first Bills LB to post INTs in consecutive games since LB **Bryce Paup** in 1995

## 2008 (w/ BUF - 16/16)

Started all 16 games ... Led team with 129 tackles (90 solo) ... Added four QB pressures, one INT, seven passes defended, one forced fumble and one fumble recovery

- **9/7 vs. SEA:** Opened season with seven tackles
- **9/14 vs. OAK:** Recovered first career fumble
- **9/28 at STL:** Led the team in tackles with 12
- **10/26 at MIA:** Recorded first career forced fumble
- **12/14 at NYJ:** Registered first career INT

## 2007 (w/ BUF - 3/3)

Started three games as a rookie before suffering a season-ending forearm injury in week three ... Became first Bills rookie MLB to start the season-opener since Shane Conlan in 1987

- **9/9 vs. DEN:** Started first career game and tied for team lead with 11 tackles
- **9/16 at PIT:** Led team in tackles with 12
- **9/23 at N.E.:** Totaled three tackles before leaving game with an arm injury

## COLLEGE (at Penn State, 2003-06)

- Finished career with a school-record 372 tackles
- Started 37 of 44 games
- First player ever to record 100-plus tackles three times in a college career
- Two-time winner of the Bednarik Award for best defensive player in the nation, joining Pat Fitzgerald of Northwestern as the only players to win the award twice
- Won Dick Butkus Award for nation's top LB as a junior
- Selected as first-team All-America by the Associated Press, Walter Camp, and the NFL Draft Report
- Graduated in three and a half years with a degree in finance

## PERSONAL

- Married (Elizabeth Johnson) with one daughter, London Noelle
- Attended Hopewell High (Pa.) where he lettered in football, basketball and baseball
- Led team to WPIAL and Pennsylvania Class AAA championships as a senior
- Served as team captain
- Totaled 88 tackles and six sacks at LB and set school records with 1,575 rushing yards and 15 TDs as RB
- Named Pittsburgh Post-Gazette, Pittsburgh Tribune-Review and Pittsburgh Athletic Association Player of the Year as senior
- Graduated 17th in his class of 220 with a 3.8 GPA
- Went on a 10-day trip to Iraq to visit military troops in January 2008
- Brother, Stan, played baseball at West Virginia
- Younger brother, David, played football at Notre Dame
- Interned at UBS Financial Services in Pittsburgh during 2010 offseason
- Full name: Paul Michael Posluszny, pronounced puz-LUZ-nee.

## REGULAR SEASON CAREER STATISTICS

YEAR	TEAM	GP/GS	TKL	SOLO	ASST	ST	SACKS	FF	FR	PD
2007	BUF	3/3	26	20	6	1	0.0	0	0	0
2008	BUF	16/16	129	90	39	0	0.0	1	1	7
2009	BUF	12/12	110	87	23	0	1.0	3	0	4
2010	BUF	14/14	151	103	48	0	2.0	0	0	3
2011	JAX	16/16	192*	132*	*60	0	2.0	1	0	2
2012	JAX	16/16	231*	152*	79	0	2.0	2	0	4
2013	JAX	15/15	161*	121*	40	0	3.0	1	1	9
2014	JAX	7/7	69	47	22	0	2.0	0	1	1
2015	JAX	14/14	133*	103*	30	0	1.0	0	0	6
2016	JAX	2/2	16	10	6	0	0.0	0	0	0
<b>NFL totals:</b>	<b>10 yrs.</b>	<b>115/115</b>	<b>1,218</b>	<b>865</b>	<b>353</b>	<b>1</b>	<b>13.0</b>	<b>8</b>	<b>3</b>	<b>36</b>

\* team leader

## INTERCEPTIONS

YEAR	TEAM	NO	YDS	AVG	LG	TD
2007	BUF	0	0	0.0	0	0
2008	BUF	1	9	9.0	9	0
2009	BUF	3	20	6.7	17	0
2010	BUF	0	0	0.0	0	0
2011	JAX	2	2	1.0	2	0
2012	JAX	3	20	6.7	13	0
2013	JAX	2	69	34.5	59t	1
2014	JAX	0	0	0.0	0	0
2015	JAX	3	25	8.3	19	0
2016	JAX	0	0	0.0	0	0
<b>NFL totals:</b>	<b>10 yrs</b>	<b>14</b>	<b>145</b>	<b>11.6</b>	<b>59t</b>	<b>1</b>

## CAREER HIGHS

	GAME	SEASON
<b>Tackles:</b>	21 (12/16/12 vs. MIA)	231 (2012)
<b>Sacks:</b>	2.0 (12/30/12 at TEN)	3.0 (2013)
<b>Forced fumbles:</b>	1 (eight times, last: 11/10/13 at TEN)	3 (2009)
<b>Fumble recoveries:</b>	1 (three times, last: 10/19/14 vs. CLE)	1 (2008, 2013-14)
<b>Passes defended:</b>	3 (10/6/13 at STL)	9 (2013)
<b>Interceptions:</b>	1 (14 times, last: 12/20/15 vs. ATL)	3 (2009, 12, 15)

## 2016 GAME-BY-GAME STATISTICS

DATE	OPP	TKL	SOLO	ASST	TFL	SACKS	ST	FF	FR	INT	PD
09/11	vs. Green Bay	5	4	1	0	0.0	0	0	0	0	0
09/18	at San Diego	11	6	5	0	0.0	0	0	0	0	0
09/25	vs. Baltimore										
10/02	vs. Indianapolis										
	BYE WEEK										
10/16	at Chicago										
10/23	vs. Oakland										
10/27	at Tennessee										
11/06	at Kansas City										
11/13	vs. Houston										
11/20	at Detroit										
11/27	at Buffalo										
12/04	vs. Denver										
12/11	vs. Minnesota										
12/18	at Houston										
12/24	vs. Tennessee										
01/01	at Indianapolis										
<b>2016 totals:</b>		<b>16</b>	<b>10</b>	<b>6</b>	<b>0</b>	<b>0.0</b>	<b>0</b>	<b>0</b>	<b>0</b>	<b>0</b>	<b>0</b>

## 2015 GAME-BY-GAME STATISTICS

DATE	OPP	TKL	SOLO	ASST	TFL	SACKS	ST	FF	FR	INT	PD
09/13	vs. Carolina	9	8	1	0	0.0	0	0	0	1	2
09/20	vs. Miami	7	7	0	0	0.0	0	0	0	0	0
09/27	at New England	18	14	4	0	0.0	0	0	0	0	0
10/04	at Indianapolis	5	4	1	1	0.0	0	0	0	0	0
10/11	at Tampa Bay					ina					
10/18	vs. Houston	10	9	1	2	0.0	0	0	0	0	0
10/25	vs. Buffalo	7	6	1	1	0.0	0	0	0	1	1
	BYE WEEK										
11/08	at N.Y. Jets	7	3	4	1	0.0	0	0	0	0	0
11/15	at Baltimore	10	6	4	0	0.0	0	0	0	0	1
11/19	vs. Tennessee	7	7	0	0	0.0	0	0	0	0	0
11/29	vs. San Diego	11	11	0	3	0.0	0	0	0	0	0
12/06	at Tennessee	13	10	3	2	0.0	0	0	0	0	0
12/13	vs. Indianapolis					ina					
12/20	vs. Atlanta	10	9	1	2	0.0	0	0	0	1	1
12/27	at New Orleans	9	5	4	1	1.0	0	0	0	0	1
01/03	at Houston	10	4	6	0	0.0	0	0	0	0	0
<b>2015 totals:</b>		<b>133</b>	<b>103</b>	<b>30</b>	<b>13</b>	<b>1.0</b>	<b>0</b>	<b>0</b>	<b>0</b>	<b>3</b>	<b>6</b>

# PLAYER BIOS

## 2014 GAME-BY-GAME STATISTICS

DATE	OPP	TKL	SOLO	ASST	TFL	SACKS	ST	FF	FR	INT	PD
09/07	at Philadelphia	12	11	1	0	0.0	0	0	0	0	0
09/14	at Washington	7	4	3	0	0.0	0	0	0	0	0
09/21	vs. Indianapolis	11	7	4	0	0.0	0	0	0	0	0
09/28	at San Diego	11	9	2	0	0.0	0	0	0	0	0
10/05	vs. Pittsburgh	12	9	3	1	1.0	0	0	0	0	1
10/12	at Tennessee	4	2	2	0	0.0	0	0	0	0	0
10/19	vs. Cleveland	12	5	7	1	1.0	0	0	1	0	0
10/26	vs. Miami					IR					
11/02	at Cincinnati					IR					
11/09	vs. Dallas					IR					
	BYE WEEK										
11/23	at Indianapolis					IR					
11/30	vs. N.Y. Giants					IR					
12/07	vs. Houston					IR					
12/14	at Baltimore					IR					
12/18	vs. Tennessee					IR					
12/28	at Houston					IR					
<b>2014 totals:</b>		<b>69</b>	<b>47</b>	<b>22</b>	<b>2</b>	<b>2.0</b>	<b>0</b>	<b>0</b>	<b>1</b>	<b>0</b>	<b>1</b>

## 2013 GAME-BY-GAME STATISTICS

DATE	OPP	TKL	SOLO	ASST	TFL	SACKS	ST	FF	FR	INT	PD
09/08	vs. Kansas City	10	10	0	0	0.0	0	0	0	0	0
09/15	at Oakland	9	4	5	0	1.0	0	0	0	0	1
09/22	at Seattle	12	5	7	1	0.0	0	0	0	1	1
09/29	vs. Indianapolis	9	8	1	0	0.0	0	0	0	0	1
10/06	at St. Louis	7	6	1	0	0.0	0	0	0	0	3
10/13	at Denver	7	7	0	0	0.0	0	0	0	1	1
10/20	vs. San Diego	14	13	1	0	0.0	0	0	0	0	0
10/27	vs. San Francisco	12	10	2	0	0.0	0	0	0	0	0
	BYE WEEK										
11/10	at Tennessee	8	5	3	0	0.0	0	1	1	0	0
11/17	vs. Arizona					ina					
11/24	at Houston	14	11	3	2	0.0	0	0	0	0	1
12/01	at Cleveland	11	7	4	2	0.5	0	0	0	0	1
12/05	vs. Houston	13	10	3	1	0.0	0	0	0	0	0
12/15	vs. Buffalo	13	9	4	0	1.0	0	0	0	0	0
12/22	vs. Tennessee	13	10	3	0	0.5	0	0	0	0	0
12/29	at Indianapolis	9	6	3	0	0.0	0	0	0	0	0
<b>2013 totals:</b>		<b>161</b>	<b>121</b>	<b>40</b>	<b>6</b>	<b>3.0</b>	<b>0</b>	<b>1</b>	<b>1</b>	<b>2</b>	<b>9</b>

## 2012 GAME-BY-GAME STATISTICS

DATE	OPP	TKL	SOLO	ASST	TFL	SACKS	ST	FF	FR	INT	PD
09/09	at Minnesota	16	10	5	1	0.0	0	0	0	0	1
09/16	vs. Houston	17	10	7	1	0.0	0	0	0	0	0
09/23	at Indianapolis	11	10	1	0	0.0	0	0	0	1	1
09/30	vs. Cincinnati	15	13	2	0	0.0	0	0	0	0	0
10/07	vs. Chicago	14	8	6	0	0.0	0	0	0	0	0
	BYE WEEK										
10/21	at Oakland	12	8	4	1	0.0	0	0	0	0	1
10/28	at Green Bay	8	2	6	0	0.0	0	0	0	0	0
11/04	vs. Detroit	17	12	5	0	0.0	0	0	0	0	0
11/08	vs. Indianapolis	15	8	7	0	0.0	0	0	0	0	0
11/18	at Houston	18	15	3	0	0.0	0	1	0	1	0
11/25	vs. Tennessee	13	9	4	1	0.0	0	1	0	0	0
12/02	at Buffalo	13	5	8	2	0.0	0	0	0	1	0
12/09	vs. N.Y. Jets	17	10	7	0	0.0	0	0	0	0	0
12/16	at Miami	21	15	6	0	0.0	0	0	0	0	0
12/23	vs. New England	11	8	3	0	0.0	0	0	0	0	0
12/30	at Tennessee	13	9	4	2	2.0	0	0	0	0	1
<b>2012 totals:</b>		<b>231</b>	<b>152</b>	<b>79</b>	<b>8</b>	<b>2.0</b>	<b>0</b>	<b>2</b>	<b>0</b>	<b>3</b>	<b>4</b>

## 2011 GAME-BY-GAME STATISTICS

DATE	OPP	TKL	SOLO	ASST	TFL	SACKS	ST	FF	FR	INT	PD
09/11	vs. Tennessee	4	3	1	0	0.0	0	0	0	0	1
09/18	at N.Y. Jets	14	11	3	0	0.0	0	0	0	0	0
09/25	at Carolina	12	8	4	1	0.0	0	0	0	0	0
10/02	vs. New Orleans	16	13	3	1	1.0	0	0	0	0	1
10/09	vs. Cincinnati	15	10	5	0	0.0	0	0	0	0	0
10/16	at Pittsburgh	19	16	3	1	0.0	0	0	0	0	0
10/24	vs. Baltimore	5	5	0	1	0.0	0	0	0	0	0
10/30	at Houston	15	8	7	1	0.0	0	0	0	0	0
	BYE WEEK										
11/13	at Indianapolis	11	8	3	1	0.5	0	0	0	1	0
11/20	at Cleveland	13	6	7	1	0.5	0	0	0	0	0
11/27	vs. Houston	14	8	6	2	0.0	0	1	0	0	0
12/05	vs. San Diego	14	11	3	0	0.0	0	0	0	0	0
12/11	vs. Tampa Bay	12	9	3	0	0.0	0	0	0	1	0
12/15	at Atlanta	15	8	7	0	0.0	0	0	0	0	0
12/24	at Tennessee	7	5	2	0	0.0	0	0	0	0	0
01/01	vs. Indianapolis	6	3	3	0	0.0	0	0	0	0	0
<b>2011 totals:</b>		<b>192</b>	<b>132</b>	<b>60</b>	<b>9</b>	<b>2.0</b>	<b>0</b>	<b>1</b>	<b>0</b>	<b>2</b>	<b>2</b>

## 2010 GAME-BY-GAME STATISTICS

DATE	OPP	TKL	SOLO	ASST	TFL	SACKS	ST	FF	FR	INT	PD
09/12	vs. Miami	8	6	2	1	1.0	0	0	0	0	0
09/19	at Green Bay					ina					
09/26	at New England					ina					
10/03	vs. N.Y. Jets	12	8	4	0	0.0	0	0	0	0	0
10/10	vs. Jacksonville	13	8	5	0	0.0	0	0	0	0	0
	BYE WEEK										
10/24	at Baltimore	5	4	1	0	0.0	0	0	0	0	1
10/31	at Kansas City	17	11	6	0	0.0	0	0	0	0	1
11/07	vs. Chicago	10	6	4	0	0.0	0	0	0	0	0
11/14	vs. Detroit	13	11	2	1	0.0	0	0	0	0	0
11/21	at Cincinnati	10	6	4	1	0.0	0	0	0	0	1
11/28	vs. Pittsburgh	8	6	2	0	0.0	0	0	0	0	0
12/05	at Minnesota	15	11	4	2	1.0	0	0	0	0	0
12/12	vs. Cleveland	9	6	3	0	0.0	0	0	0	0	0
12/19	at Miami	6	5	1	0	0.0	0	0	0	0	0
12/26	vs. New England	13	7	6	0	0.0	0	0	0	0	0
01/02	at N.Y. Jets	12	8	4	1	0.0	0	0	0	0	0
<b>2010 totals:</b>		<b>151</b>	<b>103</b>	<b>48</b>	<b>6</b>	<b>2.0</b>	<b>0</b>	<b>0</b>	<b>0</b>	<b>0</b>	<b>3</b>

## 2009 GAME-BY-GAME STATISTICS

DATE	OPP	TKL	SOLO	ASST	TFL	SACKS	ST	FF	FR	INT	PD
09/14	at New England	6	6	0	0	0.0	0	0	0	0	0
09/20	vs. Tampa Bay					ina					
09/27	vs. New Orleans					ina					
10/04	at Miami					ina					
10/11	vs. Cleveland					ina					
10/18	at N.Y. Jets	9	6	3	1	0.0	0	0	0	1	1
10/25	at Carolina	11	9	2	0	0.0	0	0	0	0	0
11/01	vs. Houston	9	5	4	0	0.0	0	1	0	0	0
	BYE WEEK										
11/15	at Tennessee	12	10	2	1	0.0	0	0	0	0	0
11/22	at Jacksonville	12	11	1	0	0.0	0	1	0	0	0
11/29	vs. Miami	10	6	4	0	0.0	0	0	0	0	1
12/03	vs. N.Y. Jets	5	5	0	0	1.0	0	1	0	0	0
12/13	at Kansas City	9	8	1	1	0.0	0	0	0	1	1
12/20	vs. New England	9	7	2	1	0.0	0	0	0	1	1
12/27	at Atlanta	7	6	1	0	0.0	0	0	0	0	0
01/03	vs. Indianapolis	11	8	3	0	0.0	0	0	0	0	0
<b>2009 totals:</b>		<b>129</b>	<b>90</b>	<b>39</b>	<b>4</b>	<b>1.0</b>	<b>0</b>	<b>3</b>	<b>0</b>	<b>3</b>	<b>4</b>

## 2008 GAME-BY-GAME STATISTICS

DATE	OPP	TKL	SOLO	ASST	TFL	SACKS	ST	FF	FR	INT	PD
09/07	vs. Seattle	7	5	2	0	0.0	0	0	0	0	2
09/14	at Jacksonville	9	6	3	0	0.0	0	0	0	0	0
09/21	vs. Oakland	7	7	0	0	0.0	0	0	1	0	1
09/28	at St. Louis	12	9	3	1	0.0	0	0	0	0	1
10/05	at Arizona	11	7	4	0	0.0	0	0	0	0	0
	BYE WEEK										
10/19	vs. San Diego	7	7	0	0	0.0	0	0	0	0	0
10/26	at Miami	8	7	1	1	0.0	0	1	0	0	0
11/02	vs. N.Y. Jets	13	9	4	1	0.0	0	0	0	0	0
11/09	at New England	10	5	5	0	0.0	0	0	0	0	0
11/17	vs. Cleveland	2	1	1	0	0.0	0	0	0	0	0
11/23	at Kansas City	8	5	3	0	0.0	0	0	0	0	0
11/30	vs. San Francisco	4	3	1	0	0.0	0	0	0	0	0
12/07	vs. Miami	8	5	3	0	0.0	0	0	0	0	0
12/14	at N.Y. Jets	7	4	3	0	0.0	0	0	0	1	2
12/21	at Denver	8	4	4	0	0.0	0	0	0	0	1
12/28	vs. New England	8	6	3	0	0.0	0	0	0	0	0
<b>2008 totals:</b>		<b>129</b>	<b>90</b>	<b>39</b>	<b>3</b>	<b>0.0</b>	<b>0</b>	<b>1</b>	<b>1</b>	<b>1</b>	<b>7</b>

# PLAYER BIOS



## 2007 GAME-BY-GAME STATISTICS

DATE	OPP	TKL	SOLO	ASST	TFL	SACKS	ST	FF	FR	INT	PD
09/09	vs. Denver	11	9	2	0	0.0	0	0	0	0	0
09/16	at Pittsburgh	12	8	4	0	0.0	0	0	0	0	0
09/23	at New England	3	3	0	0	0.0	0	0	0	0	0
09/30	vs. N.Y. Jets					IR					
10/08	vs. Dallas					IR					
	BYE WEEK										
10/21	vs. Baltimore					IR					
10/28	at N.Y. Jets					IR					
11/04	vs. Cincinnati					IR					
11/11	at Miami					IR					
11/18	vs. New England					IR					
11/25	at Jacksonville					IR					
12/02	at Washington					IR					
12/09	vs. Miami					IR					
12/16	at Cleveland					IR					
12/23	vs. N.Y. Giants					IR					
12/30	at Philadelphia					IR					
<b>2007 totals:</b>		<b>26</b>	<b>20</b>	<b>6</b>	<b>0</b>	<b>0.0</b>	<b>0</b>	<b>0</b>	<b>0</b>	<b>0</b>	<b>0</b>

# PLAYER BIOS

## 52 HAYES PULLARD III

LINEBACKER

6-0 236 LBS.

SOUTHERN CALIFORNIA

BORN APRIL 18, 1992

LOS ANGELES, CALIFORNIA

ACQ: PRACTICE SQUAD (CLEVELAND) 2015

EXP: 2ND YEAR



### TRANSACTIONS

Originally drafted by Cleveland in the seventh round (219th overall) of the 2015 Draft ... Waived on 9/5/15 ... Signed by Cleveland to the practice squad on 9/6/15 ... Signed from practice squad to Jacksonville's active roster on 10/28/15

### PRO (Games played/started - 10/2)

• Second-year LB spent the first part of his rookie season on Cleveland's practiced squad before signing with Jacksonville and playing in eight games with two starts

### 2016 (w/ JAX - 2/0)

- **9/11 vs. G.B.:** Saw action on special teams in team's season opener
- **9/18 at S.D.:** Saw action at LB, making two stops (one solo), and on special teams

### 2015 (w/ CLE - ps; w/ JAX - 8/2)

Spent the first seven weeks of the 2015 season on Cleveland's practice squad ... Played eight games with two starts at WLB and totaled 19 tackles (13 solo), including one tackle for loss ... Added five special teams tackles

- **11/15 at BAL:** Made his Jaguars debut on special teams
- **11/29 vs. S.D.:** Saw action on special teams, recording the Jaguars' first blocked punt since 9/8/13 and a special teams tackle
- **12/20 vs. ATL:** Saw action at LB, making two tackles (two solo), and made one special teams tackle
- **12/27 at N.O.:** Recorded his first career start in place of injured LB Telvin Smith ... Tied for the team lead with nine tackles (seven solo), including one tackle for loss
- **1/3 at HOU:** Started at WLB and made eight tackles (four solo)

### COLLEGE (at Southern California, 2010-14)

- Started all but one of his 52 career games played at USC
- Totaled 377 career tackles, 17 passes defended, six sacks, three forced fumbles and three interceptions
- Earned All-Pac-12 honors all four years
- Team captain as a junior
- Led the team in total tackles for three seasons, becoming the first player to do so since 1979
- As a senior in 2014, was a semifinalist for the Butkus Award, given to the top linebacker in the nation
- Recipient of USC's Trojan Commitment Award
- Graduated from USC with a degree in policy, planning and development

### PERSONAL

- Attended Crenshaw High School in Los Angeles
- Totaled 66 tackles, two sacks, one interception, one pass defended, one forced fumble and one fumble recovery
- Carried 63 times for 507 yards and nine TDs at running back
- Also played basketball and ran track
- Given name is Hayes Joseph Pullard III
- Native of Los Angeles
- Father, Hayes Jr., played for the Los Angeles Lakers
- Uncle, Robert, competed as a pole vaulter in the 1976 Olympics

### REGULAR SEASON CAREER STATISTICS

YEAR	TEAM	GP/PS	TKL	SOLO	ASST	TFL	SACKS	ST	FF	FR	INT	PD
2015	JAX	8/2	19	13	6	1	0.0	5	0	0	0	0
2016	JAX	2/0	2	1	1	0	0.0	0	0	0	0	0
<b>Career totals:</b>		<b>10/2</b>	<b>21</b>	<b>14</b>	<b>7</b>	<b>1</b>	<b>0.0</b>	<b>5</b>	<b>0</b>	<b>0</b>	<b>0</b>	<b>0</b>

**Additional statistics:** One blocked punt (11/29/15 vs. S.D.)

### 2016 GAME-BY-GAME STATISTICS

DATE	OPP	TKL	SOLO	ASST	TFL	SACKS	ST	FF	FR	INT	PD
09/11	vs. Green Bay	0	0	0	0	0.0	0	0	0	0	0
09/18	at San Diego	2	1	1	0	0.0	0	0	0	0	0
09/25	vs. Baltimore										
10/02	vs. Indianapolis										
	BYE WEEK										
10/16	at Chicago										
10/23	vs. Oakland										
10/27	at Tennessee										
11/06	at Kansas City										
11/13	vs. Houston										
11/20	at Detroit										
11/27	at Buffalo										
12/04	vs. Denver										
12/11	vs. Minnesota										
12/18	at Houston										
12/24	vs. Tennessee										
01/01	at Indianapolis										
<b>2016 totals:</b>		<b>2</b>	<b>1</b>	<b>1</b>	<b>0</b>	<b>0.0</b>	<b>0</b>	<b>0</b>	<b>0</b>	<b>0</b>	<b>0</b>

### 2015 GAME-BY-GAME STATISTICS

DATE	OPP	TKL	SOLO	ASST	TFL	SACKS	ST	FF	FR	INT	PD
	BYE WEEK										
11/08	at N.Y. Jets					ina					
11/15	at Baltimore	0	0	0	0	0.0	0	0	0	0	0
11/19	vs. Tennessee	0	0	0	0	0.0	2	0	0	0	0
11/29	vs. San Diego	0	0	0	0	0.0	1	0	0	0	0
12/06	at Tennessee	0	0	0	0	0.0	0	0	0	0	0
12/13	vs. Indianapolis	0	0	0	0	0.0	1	0	0	0	0
12/20	vs. Atlanta	2	2	0	0	0.0	1	0	0	0	0
12/27	at New Orleans	9	7	2	1	0.0	0	0	0	0	0
01/03	at Houston	8	4	4	0	0.0	0	0	0	0	0
<b>2015 totals:</b>		<b>19</b>	<b>13</b>	<b>6</b>	<b>1</b>	<b>0.0</b>	<b>5</b>	<b>0</b>	<b>0</b>	<b>0</b>	<b>0</b>

**Additional statistics:** One blocked punt (11/29/15 vs. S.D.)

# PLAYER BIOS

20

## JALEN RAMSEY



CORNERBACK

6-2 209 LBS.

FLORIDA STATE

BORN OCTOBER 24, 1994

SMYRNA, TENNESSEE

ACQ: 1ST ROUND OF 2016 DRAFT (5TH)

EXP: ROOKIE

### TRANSACTIONS

- Originally drafted by Jacksonville in the first round (fifth overall) of the 2016 draft

### PRO (Games played/started - 2/2)

Made NFL and Jaguars debut in Week 1 of the 2016 season

### 2016 (w/ JAX - 2/2)

- 9/11 vs. G.B.: Started at CB and made three tackles (two solo) in NFL debut
- 9/18 at S.D.: Started at CB and made six solo tackles and one tackle for loss

### COLLEGE (at Florida State, 2013-15)

- Started all 41 games in three years at Florida State
- Finished career with 180 tackles (119 solo), 15.5 tackles for loss, 5.0 sacks, three forced fumbles, two fumble recoveries, 23 passes defended and three INTs
- Decided to forgo his final year of eligibility in 2016 and declare for the NFL Draft
- Became Florida State's 36th consensus All-American
- All-ACC First Team, AFCA First Team All-America, Walter Camp First Team All-America, ESPN.com First Team All-America as a senior
- Started all 14 games for the Seminoles' third-ranked defense (281.4) and the nation's top pass defense (156.6) as a CB and FS in 2013

### PERSONAL

- Attended Brentwood Academy (Tenn.), where he was rated a five-star prospect by both Rivals.com and Scout.com and a four-star according to ESPN and 247Sports
- U.S. Army All-America selection
- Twitter handle is @jalenramsey

### REGULAR SEASON CAREER STATISTICS

YEAR	TEAM	GP/PS	TKL	SOLO	ASST	TFL	SACKS	ST	FF	FR	INT	PD
2016	JAX	2/2	9	8	1	1	0.0	0	0	0	0	0
<b>Career totals:</b>		<b>2/2</b>	<b>9</b>	<b>8</b>	<b>1</b>	<b>1</b>	<b>0.0</b>	<b>0</b>	<b>0</b>	<b>0</b>	<b>0</b>	<b>0</b>

### 2015 GAME-BY-GAME STATISTICS

DATE	OPP	TKL	SOLO	ASST	TFL	SACKS	ST	FF	FR	INT	PD
09/11	vs. Green Bay	3	2	1	0	0.0	0	0	0	0	0
09/18	at San Diego	6	6	0	1	0.0	0	0	0	0	0
09/25	vs. Baltimore										
10/02	vs. Indianapolis										
BYE WEEK											
10/16	at Chicago										
10/23	vs. Oakland										
10/27	at Tennessee										
11/06	at Kansas City										
11/13	vs. Houston										
11/20	at Detroit										
11/27	at Buffalo										
12/04	vs. Denver										
12/11	vs. Minnesota										
12/18	at Houston										
12/24	vs. Tennessee										
01/01	at Indianapolis										
<b>2016 totals:</b>		<b>9</b>	<b>8</b>	<b>1</b>	<b>1</b>	<b>0.0</b>	<b>0</b>	<b>0</b>	<b>0</b>	<b>0</b>	<b>0</b>




# PLAYER BIOS

64

## CHRIS REED

OFFENSIVE LINEMAN  
6-5 300 LBS.  
MINNESOTA STATE-MANKATO  
BORN JULY 22, 1992  
OMAHA, NEBRASKA  
ACQ: FREE AGENT 2015  
EXP: 1ST YEAR



### TRANSACTIONS

Originally signed by Jacksonville as a rookie free agent on 5/8/15 ... Signed to practice squad on 9/6/15

### PRO (Games played/started - ps, ina)

Spent his rookie season on the practice squad

### 2016 (w/ JAX - ina)

- 9/11 vs. G.B.: Inactive for the team's season opener
- 9/18 at S.D.: Inactive

### 2015 (w/ JAX - ps)

Spent season on the team's practice squad

### COLLEGE (at Minnesota State, 2010-14)

- Four-year letterman appeared in 48 games in his career
- Started in all 15 games as a senior in 2014
- Helped school rush for 3,625 yards and pass for 3,079 yards, compiling 82 total TDs
- Selected as D2Football.com first-team All-America, first-team NSIC South Division All-Conference and second-team Don Hansen All-Super Region Three
- Also participated on the school's indoor and outdoor track teams and qualified for the 2011 NCAA Division II National Championships in shot put
- Eleven-time NCAA Division II Track & Field All-American
- Two-time NCAA Division II champion in outdoor shot put (2013 and 2014)
- Holds Minnesota State record in indoor shot put (65'010.5") & outdoor shot put (65'-7")
- Holds Minnesota State record in indoor weight throw (67'-7.5") and outdoor hammer throw (215'-11")

### PERSONAL

- Three-year starter at Omaha Central (Neb.) High School
- Also attended Spirit Lake (Iowa) High School for one year
- Honorable mention All-State selection
- Stand-out athlete in track and field and won the State Title twice for Nebraska
- Named the state's Field Athlete of the Year in 2009
- Son of Chuck Reed and Anne McCormick
- Majored in psychology with a minor in coaching

# PLAYER BIOS

## 15 ALLEN ROBINSON

WIDE RECEIVER  
6-3 215 LBS.  
PENN STATE  
BORN AUGUST 24, 1993  
SOUTHFIELD, MICHIGAN  
ACQ: 2ND ROUND OF 2014 DRAFT (61ST)  
EXP: 3RD YEAR



### TRANSACTIONS

Originally drafted by Jacksonville in the second round (61st overall) of the 2014 draft

### PRO (Games played/started - 28/26)

- Third-year WR has played in 28 games with 26 starts
- His 15.1 career yards per reception avg. ranks first in franchise history

### 2016 (w/ JAX - 2/2)

- **9/11 vs. G.B.:** Made six catches for 72 yards in team's season opener
- **9/18 at S.D.:** Had three catches for 54 yards (18.0 avg.)

### 2015 (w/ JAX - 16/16)

- Participated in 2016 Pro Bowl on January 31, 2016
- Named Jaguars 2015 Ed Block Courage Award winner, voted on by teammates for serving as role model of inspiration, sportsmanship and courage, after rebounding from season-ending injury in 2014
- Led the team with 80 receptions, 1,400 receiving yards and 14 receiving TDs
- Set the Jaguars' single season receiving TD record (14) and became their first 1,000-yard receiver since 2005 (WR **Jimmy Smith**)
- Joined TE **Mercedes Lewis** (10 in 2010) and WR **Reggie Williams** (10 in 2007) as the only players in franchise history to produce 10-plus receiving TDs in a single season
- Became the third Jaguars player to post 1,000 receiving yards in a single season (**Jimmy Smith**, nine times; **Keenan McCardell**, four times)
- Joins N.E.'s **Rob Gronkowski** (1,327-17) in 2011 and MIN's **Randy Moss** (1,313-17) in 1998 as the only three players age 22 or younger to have registered at least 1,200 receiving yards and 14 TDs in a single season
- Led the league with 31 receptions of 20-plus yards
- Joins teammate **Allen Hurns** as the first Jaguars duo to each record 1,000-plus receiving yards in the same season since **Keenan McCardell** (1,110) and **Jimmy Smith** (1,373) in 2011
- Joins **Demaryius Thomas** (2013), **Calvin Johnson** (2007), **Randy Moss** (2000, 2003, 2007), **Muhsin Muhammad** (2004), **Marvin Harrison** (2000-01), **Terrell Owens** (2001), **Antonio Freeman** (1998), **Herman Moore** (1995) and **Jerry Rice** (1986, 1989, 1993, 1995) as the only players in NFL history to have posted at least 80 receptions, 1,400 receiving yards and 14 receiving TDs in a single season
- **9/20 vs. MIA:** Had a team-high six receptions for a career-high 155 yards (25.7 avg.) and two TDs, the most receiving yards by a Jaguars player since WR **Justin Blackmon** had 190 yards on 10/13/13 at Denver ... Became the Jaguars' third player to ever total 150-plus receiving yards and multiple receiving TDs in a single game, joining **Jimmy Smith** (9/10/00) and **Keenan McCardell** (12/7/97)
- **10/11 at T.B.:** Caught seven passes for 72 yards (10.3 rec. avg.) and two TDs
- **10/18 vs. HOU:** Had six receptions for 86 yards (14.3 rec. avg.) and one TD
- **10/25 vs. BUF:** Had six receptions for 98 yards (16.3 rec. avg.) and one TD
- **11/8 at NYJ:** Had six receptions for 121 yards (20.2 rec. avg.)
- **11/15 at BAL:** Had five receptions for 51 yards (10.2 rec. avg.) and one TD
- **11/19 vs. TEN:** Had five receptions for 113 yards (22.6 rec. avg.)
- **11/29 vs. S.D.:** Had five receptions for 56 yards (11.2 rec. avg.) and one TD
- **12/6 at TEN:** Registered single-game career highs in receptions (10) and receiving TDs (three) and totaling the second-most single-game receiving yards (153) of his NFL career ... Became the second player in franchise history to record three receiving TDs in a single game (also **Jimmy Smith** on 10/10/00 at Baltimore)
- **12/13 vs. IND:** Had one reception, a four-yard TD in the third quarter
- **12/20 vs. ATL:** Recorded three receptions for 57 yards (19.0 rec. avg.) for one TD
- **12/27 at N.O.:** Caught six passes for 151 yards (25.1 rec. avg.) and one TD, a 90-yard score from QB **Blake Bortles** ... The 90-yard reception was the longest play from scrimmage in Jaguars history and the longest pass play in the NFL this season
- **1/3 at HOU:** Caught five receptions for 108 yards

### 2014 (w/ JAX - 10/8)

- Played in 10 games with eight starts, missing the final six games with a foot injury
- Finished with 48 receptions for 548 yards and two TDs, tied for the fourth-most receptions by a Jaguars rookie
- Was ranked tied for first among rookies in receptions at time of his injury and fourth in receiving yards
- **9/7 at PHI:** Made NFL debut and had one reception
- **9/14 at WAS:** Led the team with 75 yards on four receptions including a 54-yard grab in the fourth quarter
- **9/21 at IND:** Made first career start and led the team with seven receptions for 79 yards (11.3 avg.) including a 21-yard reception
- **10/5 vs. PIT:** Started at WR and produced a team-high five catches for 51 yards

(10.2 avg.) with a long of 17

- **10/12 at TEN:** Had 68 yards on eight receptions, his fourth straight game with at least five catches
- **10/19 vs. CLE:** Started at WR and led the team with 60 yards on four receptions including a 31-yard touchdown catch in the second quarter for his first career score ... Snapped a streak of four straight games with five or more receptions
- **10/26 vs. MIA:** Started at WR and scored a touchdown in his second consecutive game, hooking up with QB **Blake Bortles** for a 48-yard score in the fourth quarter ... Led team with five catches for career-high 82 yards
- **11/9 vs. DAL:** Started at WR and was targeted a team-high 10 times, finishing with five catches for 60 yards (12.0 avg.) with a long of 31 yards
- **11/17:** Was placed on injured reserve with a foot injury ... Had surgery on Nov. 22

### COLLEGE (at Penn State, 2011-13)

- Played in 35 games with 24 starts at Penn State
- Finished career with 177 receptions for 2,474 yards (14.0 avg.) with 17 TDs
- Ranked second in school history for career receptions, topped by only Deon Butler (179, 2005-08), third in receiving yards and fourth in TDs
- Two-time Big Ten Conference Receiver of the Year and earned first-team All-Big Ten honors in back-to-back seasons
- Was just the third WR in school history to earn first-team All-American honors
- Led Big Ten in receptions and receiving yards in each of his last two seasons

### PERSONAL

- Attended Orchard Lake St. Mary's Preparatory School (Mich.)
- Led team to Michigan Division III state championship game as a senior
- Had 44 receptions for 720 yards and 10 TDs as a senior
- Returned two punts for TDs and intercepted two passes
- Captain of the basketball team
- Son of Tracie and Allen Robinson
- Full name: Allen Bernard Robinson II
- Twitter handle: @Thee\_AR15

REGULAR SEASON CAREER STATISTICS							
YEAR	TEAM	GP/GS	RECS	YDS	AVG.	LG	TD
2014	JAX	10/8	48	548	11.4	54	2
2015	JAX	16/16	80	1,400	17.5	90t	14*
2016	JAX	2/2	9	126	14.0	35	0
<b>NFL totals: 3 yrs.</b>		<b>28/26</b>	<b>137</b>	<b>2,074</b>	<b>15.1</b>	<b>90t</b>	<b>16</b>

\* single-season franchise record and tied for NFL lead

CAREER HIGHS		
	GAME	SEASON
<b>Receptions:</b>	10 (12/6/15 at TEN)	80 (2015)
<b>Receiving yards:</b>	155 (9/20/15 vs. MIA)	1,400 (2015)
<b>Long:</b>	90t (12/27/15 at N.O.)	90t (2015)
<b>Receiving touchdowns:</b>	3 (12/6/15 at TEN)	14 (2015)

2016 GAME-BY-GAME STATISTICS						
DATE	OPP	RECS	YDS	AVG.	LG	TD
09/11	vs. Green Bay	6	72	12.0	22	0
09/18	at San Diego	3	54	18.0	35	0
09/25	vs. Baltimore					
10/02	vs. Indianapolis					
	BYE WEEK					
10/16	at Chicago					
10/23	vs. Oakland					
10/27	at Tennessee					
11/06	at Kansas City					
11/13	vs. Houston					
11/20	at Detroit					
11/27	at Buffalo					
12/04	vs. Denver					
12/11	vs. Minnesota					
12/18	at Houston					
12/24	vs. Tennessee					
01/01	at Indianapolis					
<b>2016 totals:</b>		<b>9</b>	<b>126</b>	<b>14.0</b>	<b>35</b>	<b>0</b>

# PLAYER BIOS



## 2015 GAME-BY-GAME STATISTICS

DATE	OPP	RECs	YDS	AVG.	LG	TD
09/13	vs. Carolina	1	27	27.0	27	0
09/20	vs. Miami	6	155	25.8	52	2
09/27	at New England	4	68	17.0	37	0
10/04	at Indianapolis	4	80	20.0	48	0
10/11	at Tampa Bay	7	72	10.3	21	2
10/18	vs. Houston	6	86	14.3	25	1
10/25	vs. Buffalo	6	98	16.3	23	1
	BYE WEEK					
11/08	at N.Y. Jets	6	121	20.2	44	0
11/15	at Baltimore	5	51	10.2	16	1
11/19	vs. Tennessee	5	113	22.6	38	0
11/29	vs. San Diego	5	56	11.2	25	1
12/06	at Tennessee	10	153	15.3	44	3
12/13	vs. Indianapolis	1	4	4.0	4t	1
12/20	vs. Atlanta	3	57	19.0	25	1
12/27	at New Orleans	6	151	25.2	90t	1
01/03	at Houston	5	108	21.6	36	0
<b>2015 totals:</b>		<b>80</b>	<b>1,400</b>	<b>17.5</b>	<b>90t</b>	<b>14*</b>

\* single-season franchise record and tied for NFL lead



## 2014 GAME-BY-GAME STATISTICS

DATE	OPP	RECs	YDS	AVG.	LG	TD
09/07	at Philadelphia	1	0	0.0	0	0
09/14	at Washington	4	75	18.8	54	0
09/21	vs. Indianapolis	7	79	11.3	21	0
09/28	at San Diego	5	38	7.6	14	0
10/05	vs. Pittsburgh	5	51	10.2	17	0
10/12	at Tennessee	8	68	8.5	15	0
10/19	vs. Cleveland	4	60	15.0	31t	1
10/26	vs. Miami	5	82	16.4	48t	1
11/02	at Cincinnati	4	35	8.8	13	0
11/09	vs. Dallas	5	60	12.0	31	0
	BYE WEEK					
11/23	at Indianapolis			IR		
11/30	vs. N.Y. Giants			IR		
12/07	vs. Houston			IR		
12/14	at Baltimore			IR		
12/18	vs. Tennessee			IR		
12/28	at Houston			IR		
<b>2014 totals:</b>		<b>48</b>	<b>548</b>	<b>11.4</b>	<b>54</b>	<b>2</b>

# PLAYER BIOS

## 16 DENARD ROBINSON

RUNNING BACK  
6-0 215 LBS.  
MICHIGAN  
BORN SEPTEMBER 22, 1990  
DEERFIELD BEACH, FLORIDA  
ACQ: 5TH ROUND OF 2013 DRAFT (135TH)  
EXP: 4TH YEAR



### TRANSACTIONS

Originally drafted by Jacksonville in the fifth round (135th overall) of the 2013 draft

### PRO (Games played/started - 44/12)

- Fourth-year RB has played 44 games to begin his career with 12 starts, seeing action at QB, WR, RB and on special teams
- Has 226 career rushes for 928 yards (4.1 rush avg.), 45 receptions for 295 yards (6.6 rec. avg.) and six kickoff returns for 142 yards (23.67 return avg.)
- Added five special teams tackles
- Has two 100-yard rushing games in his 43-game pro career
- Made transition from collegiate quarterback to WR/RB/QB in the NFL

### 2016 (w/ JAX - 2/0)

- **9/11 vs. G.B.:** Rushed three times for seven yards in team's season opener
- **9/18 at S.D.:** Recorded one rush for seven yards and one reception for seven yards

### 2015 (w/ JAX - 13/3)

Played 13 games with three starts at RB and totaled 67 rushes for 266 yards (4.0 rush avg.) and 21 receptions for 164 yards (7.8 rec. avg.)

- **9/13 vs. CAR:** Rushed five times for 19 yards (3.8 avg.) and recorded two receptions for 26 yards (13.0 avg.)
- **10/18 vs. HOU:** Rushed seven times for 19 yards (2.7 rush avg.) and had three receptions for 19 yards (6.3 rec. avg.)
- **11/29 vs. S.D.:** Had three rushes for 23 yards (7.7 rush avg.) and one reception for nine yards (9.0 avg.)
- **12/6 at TEN:** Rushed three times for 21 yards (7.0 rush avg.), had one reception for two yards (2.0 rec. avg.) and two kickoff returns for 54 yards (27.0 avg.)
- **12/13 vs. IND:** Recorded a season-high 14 carries for 75 yards (5.4 rush avg.) and one TD ... Added one reception for 12 yards
- **12/20 vs. ATL:** Earned his first start of the season, rushing 14 times for 28 yards (2.0 rush avg.) and hauled in eight receptions for 46 yards (5.8 rec. avg.)
- **12/27 at N.O.:** Had six rushes for 20 yards (3.3 rush avg.) and five receptions for 51 yards (10.2 rec. avg.)

### 2014 (w/ JAX - 13/9)

Played in 13 games with nine starts ... Missed the final three games with a foot injury ... Posted team-high 582 yards and four TDs on 135 carries and added 23 receptions for 124 yards ... Added one special teams tackle ... Had first two career 100-yard rushing games

- **9/7 at PHI:** Saw action at RB in season-opener and on special teams, finishing with eight yards on three rushes and a three-yard reception
- **9/28 at S.D.:** Totaled nine rushes for 25 yards and added three receptions for seven yards
- **10/12 at TEN:** Made first career start at RB and had five rushes for 22 yards (4.4 avg.) and three receptions for 14 yards (4.7 avg.) including a career-long 12 yard catch
- **10/19 vs. CLE:** Started at RB and produced career-best totals with 22 rushes for 127 yards (5.8 avg.) and one TD ... Scored his first career TD on an eight-yard run in the fourth quarter
- **10/26 vs. MIA:** Recorded second consecutive 100-yard rushing game, rushing for 108 yards on 18 carries (6.0 avg.) including a career-long 41-yard run in the first quarter ... Had a 10-yard reception and one special teams tackle ... Became first Jaguars player since RB **Maurice Jones-Drew** in 2011 to record back-to-back 100-yard rushing games
- **11/2 at CIN:** Had third straight game with 90-plus rushing yards, finishing with 94 yards on 17 carries with a TD and added two receptions or 10 yards
- **11/9 vs. DAL:** Scored a career-high two rushing TDs and finished with 60 yards on 15 carries ... Added two receptions for 10 yards ... Scored the club's first TD on a 32-yard run in the first quarter
- **12/16:** Was placed on injured reserve

### 2013 (w/ JAX - 16/0)

One of only two rookies (Demetrius McCray) to play in all 16 games ... Had 20 rushes for 66 yards with a long of 24 yards ... Added four kickoff returns for 88 yards (22.0 avg.) and one special teams tackle

- **9/8 vs. K.C.:** Made NFL debut, seeing action at RB and QB. Had two carries for one yard
- **9/22 at SEA:** Saw action on offense and special teams ... Fumbled on exchange

with WR **Ace Sanders** in Wildcat formation in the third quarter and it was recovered by Seattle ... Saw action as kick returner and returned two kicks for 54 yards with a long of 27

- **12/15 vs. BUF:** Produced a season-high 28 yards on two carries ... Had a 24-yard run in the third quarter but fumbled at the one-yard line and the play resulted in a touchback

### COLLEGE (at Michigan, 2009-12)

- Four-year letterman and appeared in 49 games, making 37 starts – 35 at QB and two at RB
- Holds the NCAA record for career rushing yards by a QB (4,495)
- Became the first player in NCAA history to pass for 2,500 yards and rush for 1,500 yards in a single season
- Set the NCAA-record for single-season rushing yards by a QB (1,702)
- Fourth player in NCAA history to gain 2,000 yards passing and 1,000 yards rushing in a season twice in his career (2010, 2011) – Brad Smith (Missouri), Joe Webb (UAB) and Colin Kaepernick (Nevada)
- Eighth player in NCAA history to rush for 40 TDs and pass for 40 TDs
- Named All-Big Ten honorable mention as a senior, completing 89 of 166 passes for 1,319 yards, nine TDs and eight INTs
- Named U-M's Bo Schembechler Team MVP as a junior
- Majored in general studies.

### PERSONAL

- Attended Deerfield Beach (Fla.) High School
- Completed 262 of 576 attempts for 4,784 yards and 44 TDs as a three-year starting QB and rushed 217 times for 1,132 yards and 13 TDs
- As a senior, completed 100 of 231 passes for 1,872 yards and 18 TDs and rushed 93 times for 538 yards and eight TDs
- Contributed 19 total TDs during his junior season
- Named Prep Star All-America and named to the publication's Top 250
- Member of the 2008 FHSAA track state champion on the 4x100-meter relay team
- Nicknamed "Shoelace"
- Twitter handle is @DenardX



### REGULAR SEASON CAREER STATISTICS

#### RUSHING

YEAR	TEAM	GP/GS	NO	YDS	AVG	LG	TD
2013	JAX	16/0	20	66	3.3	24	0
2014	JAX	13/9	135	582	4.3	41	4
2015	JAX	13/3	67	266	4.0	31	1
2016	JAX	2/0	4	14	3.5	7	0
<b>NFL totals: 4 yrs.</b>		<b>44/12</b>	<b>226</b>	<b>928</b>	<b>4.1</b>	<b>41</b>	<b>0</b>

#### RECEIVING

YEAR	TEAM	GP/GS	RECs	YDS	AVG	LG	TD
2013	JAX	16/0	0	0	0	0	0
2014	JAX	13/9	23	124	5.4	19	0
2015	JAX	13/3	21	165	7.8	16	0
2016	JAX	2/0	1	7	7.0	7	0
<b>NFL totals: 3 yrs.</b>		<b>44/12</b>	<b>45</b>	<b>295</b>	<b>6.6</b>	<b>19</b>	<b>0</b>

**Additional statistics:** Kickoff returns: 2-54, LG 31 in 2015; 4-88, LG 27 in 2013

**Passing:** 0 for 1 in 2013, 0 for 1 in 2014

**Special teams tackles:** 1 in 2013; 4 in 2015



### CAREER HIGHS

	GAME	SEASON
<b>Rushes:</b>	22 (10/19/14 vs. CLE)	135 (2014)
<b>Rushing yards:</b>	127 (10/19/14 vs. CLE)	582 (2014)
<b>Longest rush:</b>	41 (10/26/14 vs. MIA)	41 (2014)
<b>Rushing touchdowns:</b>	2 (11/9/14 vs. DAL)	4 (2014)
<b>Receptions:</b>	8 (12/20/15 vs. ATL)	23 (2014)
<b>Receiving yards:</b>	51 (12/27/15 at N.O.)	165 (2015)
<b>Longest reception:</b>	19 (11/23/14 at IND)	19 (2014)

# PLAYER BIOS

## 2015 GAME-BY-GAME STATISTICS

DATE	OPP	RUSHING					RECEIVING				
		NO	YDS	AVG	LG	TD	NO	YDS	AVG	LG	TD
09/11	vs. Green Bay	3	7	2.3	3	0	0	0	0.0	0	0
09/18	at San Diego	1	7	7.0	7	0	1	7	7.0	7	0
09/25	vs. Baltimore										
10/02	vs. Indianapolis										
	BYE WEEK										
10/16	at Chicago										
10/23	vs. Oakland										
10/27	at Tennessee										
11/06	at Kansas City										
11/13	vs. Houston										
11/20	at Detroit										
11/27	at Buffalo										
12/04	vs. Denver										
12/11	vs. Minnesota										
12/18	at Houston										
12/24	vs. Tennessee										
01/01	at Indianapolis										
<b>2016 totals:</b>		<b>4</b>	<b>14</b>	<b>3.5</b>	<b>7</b>	<b>0</b>	<b>1</b>	<b>7</b>	<b>7.0</b>	<b>7</b>	<b>0</b>

## 2015 GAME-BY-GAME STATISTICS

DATE	OPP	RUSHING					RECEIVING				
		NO	YDS	AVG	LG	TD	NO	YDS	AVG	LG	TD
09/13	vs. Carolina	5	19	3.8	6	0	2	26	13.0	15	0
09/20	vs. Miami	1	9	9.0	9	0	0	0	0.0	0	0
09/27	at New England										
10/04	at Indianapolis										
10/11	at Tampa Bay										
10/18	vs. Houston	7	19	2.7	4	0	3	19	6.3	9	0
10/25	vs. Buffalo	0	0	0.0	0	0	0	0	0.0	0	0
	BYE WEEK										
11/08	at N.Y. Jets	1	2	2.0	2	0	0	0	0.0	0	0
11/15	at Baltimore	1	1	1.0	1	0	0	0	0.0	0	0
11/19	vs. Tennessee	7	27	3.9	10	0	0	0	0.0	0	0
11/29	vs. San Diego	3	23	7.7	19	0	1	9	9.0	9	0
12/06	at Tennessee	3	21	7.0	13	0	1	2	2.0	2	0
12/13	vs. Indianapolis	14	75	5.4	31	1	1	12	12.0	12	0
12/20	vs. Atlanta	14	28	2.0	9	0	8	46	5.8	13	0
12/27	at New Orleans	6	20	3.3	7	0	5	51	10.2	16	0
01/03	at Houston	5	9	1.8	9	0	0	0	0.0	0	0
<b>2015 totals:</b>		<b>67</b>	<b>266</b>	<b>4.0</b>	<b>31</b>	<b>1</b>	<b>21</b>	<b>164</b>	<b>7.8</b>	<b>16</b>	<b>0</b>

## 2014 GAME-BY-GAME STATISTICS

DATE	OPP	RUSHING					RECEIVING				
		NO	YDS	AVG	LG	TD	NO	YDS	AVG	LG	TD
09/07	at Philadelphia	3	8	2.7	6	0	1	3	3.0	3	0
09/14	at Washington	0	0	0.0	0	0	2	14	7.0	8	0
09/21	vs. Indianapolis	8	33	4.1	10	0	0	0	0.0	0	0
09/28	at San Diego	9	25	2.8	10	0	3	7	2.3	0	0
10/05	vs. Pittsburgh	3	6	2.0	6	0	2	-1	-0.5	1	0
10/12	at Tennessee	5	22	4.4	6	0	3	14	4.7	12	0
10/19	vs. Cleveland	22	127	5.8	20	1	0	0	0.0	0	0
10/26	vs. Miami	18	108	6.0	41	0	1	10	10.0	10	0
11/02	at Cincinnati	17	94	5.5	39	1	2	10	5.0	12	0
11/09	vs. Dallas	15	60	4.0	32	2	2	10	5.0	9	0
	BYE WEEK										
11/23	at Indianapolis	14	25	1.8	9	0	4	47	11.8	19	0
11/30	vs. N.Y. Giants	11	44	4.0	17	0	3	10	3.3	7	0
12/07	vs. Houston	10	30	3.0	16	0	0	0	0.0	0	0
12/14	at Baltimore										
12/18	vs. Tennessee										
12/28	at Houston										
<b>2014 totals:</b>		<b>135</b>	<b>582</b>	<b>4.3</b>	<b>41</b>	<b>4</b>	<b>23</b>	<b>124</b>	<b>5.4</b>	<b>19</b>	<b>0</b>

## 2013 GAME-BY-GAME STATISTICS

DATE	OPP	RUSHING					RECEIVING				
		NO	YDS	AVG	LG	TD	NO	YDS	AVG	LG	TD
09/08	vs. Kansas City	2	1	0.5	1	0	0	0	0.0	0	0
09/15	at Oakland	1	0	0.0	0	0	0	0	0.0	0	0
09/22	at Seattle	2	-2	-2.0	-2	0	0	0	0.0	0	0
09/29	vs. Indianapolis	0	0	0.0	0	0	0	0	0.0	0	0
10/06	at St. Louis	0	0	0.0	0	0	0	0	0.0	0	0
10/13	at Denver	1	2	2.0	2	0	0	0	0.0	0	0
10/20	vs. San Diego	1	9	9.0	9	0	0	0	0.0	0	0
10/27	vs. San Francisco	4	15	3.8	7	0	0	0	0.0	0	0
	BYE WEEK										
11/10	at Tennessee	4	3	0.8	2	0	0	0	0.0	0	0
11/17	vs. Arizona	0	0	0.0	0	0	0	0	0.0	0	0
11/24	at Houston	0	0	0.0	0	0	0	0	0.0	0	0
12/01	at Cleveland	0	0	0.0	0	0	0	0	0.0	0	0
12/05	vs. Houston	2	-1	-0.5	2	0	0	0	0.0	0	0
12/15	vs. Buffalo	2	28	14.0	24	0	0	0	0.0	0	0
12/22	vs. Tennessee	1	11	11.0	11	0	0	0	0.0	0	0
12/29	at Indianapolis	0	0	0.0	0	0	0	0	0.0	0	0
<b>2013 totals:</b>		<b>20</b>	<b>66</b>	<b>3.3</b>	<b>24</b>	<b>0</b>	<b>0</b>	<b>0</b>	<b>0.0</b>	<b>0</b>	<b>0</b>



# PLAYER BIOS

69

## TYLER SHATLEY

GUARD

6-3 305 LBS.

CLEMSON

BORN MAY 5, 1991

ICARD, NORTH CAROLINA

ACQ: ROOKIE FREE AGENT 2014

EXP: 3RD YEAR



### TRANSACTIONS:

Originally signed by Jacksonville as an undrafted rookie on 5/12/14

### PRO (Games played/started - 16/0)

- Has played in 16 games in two seasons with the team, primarily on special teams
- Was one of three undrafted rookies to make opening day roster in 2014

### 2016 (w/ JAX - 2/0)

- **9/11 vs. G.B.:** Played 11 snaps on special teams in team's season opener
- **9/18 at S.D.:** Saw action on special teams

### 2015 (w/ JAX - 13/0)

- Saw action in 13 games, primarily on special teams

### 2014 (w/ JAX - 1/0)

- Earned spot on opening day roster after joining club as a rookie free agent
- Was inactive for 15 games
- **11/9 vs. DAL:** Made NFL debut and played RG for the entire second half

### COLLEGE (at Clemson, 2009-13)

- Began his career as a fullback, before moving to the defensive line in 2010 and the offensive line in the spring of 2012
- Played in 51 games with 27 starts
- Started 25 games on offense over his final two seasons and registered 60 knock-downs on 1,776 snaps
- As a senior in 2013, was a team captain and earned third-team All-ACC honors
- As a junior in 2013, named a Strength & Conditioning All-American by the NSCA
- Graduated with a degree in civil engineering

### PERSONAL

- Attended East Burke (Icard, N.C.) High School where he was the No. 3 rated FB in the nation by Tom Lemming
- Did not play on the offensive line in HS
- As a FB, had 2,000 rushing yards and 31 TDs in his junior and senior seasons
- Also served as the team's punter and averaged 40.7 yards per punt
- Full name is Christian Tyler Shatley
- Twitter handle is @tyler\_shatley

# PLAYER BIOS

55

## DAN SKUTA



LINEBACKER

6-2 265 LBS.

GRAND VALLEY STATE

BORN APRIL 21, 1986

FLINT, MICHIGAN

ACQ: UNRESTRICTED FREE AGENT (SAN FRANCISCO) 2015

EXP: 8TH YEAR

### TRANSACTIONS

Originally signed by Cincinnati as an undrafted rookie on 4/30/09 ... Waived on 9/5/09 ... Signed by Cincinnati to the practice squad on 9/6/09 ... Promoted to Cincinnati's 53-man roster on 10/8/09 ... Signed by San Francisco as an unrestricted free agent on 3/14/13 ... Signed by Jacksonville as an unrestricted free agent on 3/11/15

### PRO (Games played/started - 101/32)

- Eighth-year OLB has spent time with Cincinnati and San Francisco before signing as an unrestricted free agent with Jacksonville on March 11, 2015
- Versatile athlete has appeared in games at OLB, MLB, DE and FB
- Has played in 101 games with 31 career starts
- Career totals include 135 tackles (95 solo), 7.0 sacks, five passes defended, nine QB hits, 11 tackles for loss, five forced fumbles and one fumble recovery
- Has seen action in six postseason games, totaling four tackles, including 2.0 sacks

### 2016 (w/ JAX - 2/1)

- **9/11 vs. G.B.:** Recorded one solo tackle at LB and played on special teams
- **9/18 at S.D.:** Started at OTTO and saw action at special teams

### 2015 (w/ JAX - 13/8)

- Played in 13 games with eight starts at OTTO in his first season with the Jaguars
- Made 37 tackles (31 solo), including three tackles for loss, 1.5 sacks, one pass defended and one forced fumble
- **9/13 vs. CAR:** Made six solo tackles, including 1.0 sack in Jaguars debut
- **10/4 at IND:** Made four tackles (three solo) and one forced fumble
- **10/18 vs. HOU:** Made two tackles (one solo), including a half-sack ... Added two special teams tackles
- **10/25 vs. BUF:** Made six solo tackles
- **12/27 at N.O.:** Started at OTTO and made four tackles (three solo)

### 2014 (w/ S.F. - 14/11)

- Started a career-high 11 of 14 games and had the best statistical season of his career
- Posted career-highs in tackles (27), sacks (5.0), QB hits (five), tackles for loss (five) and forced fumbles (three)
- **9/7 at DAL:** Started the season opener and totaled two tackles and one forced fumble
- **10/13 at STL:** Registered a career-high 2.0 sacks and forced one fumble
- **12/7 at OAK:** Started at LB and made a season-high five tackles (four solo), including 1.0 sack
- **12/14 at SEA:** Registered two tackles, including a sack in a second straight game
- **12/20 vs. S.D.:** Started at LB and posted a sack in a third straight game
- **12/28 vs. ARI:** Registered three tackles (one solo) in the season finale

### 2013 (w/ S.F. - 16/8)

- Played in all 16 games for the fourth consecutive season and made eight starts in his first season with San Francisco after signing as an unrestricted free agent
- Season totals included 22 tackles (15 solo), two passes defended, three QB hits, three tackles for loss and one fumble recovery
- **10/6 vs. HOU:** Posted three solo tackles, including one tackle for loss
- **10/27 at JAX:** Registered a career-high six solo tackles, including one tackle for loss and recovered a fumble and returned it 47 yards for a TD
- **11/10 vs. CAR:** Started at LB and made four tackles (two solo) and two passes defended
- **1/12 at CAR:** Posted his first career postseason sack in the Divisional Playoff Round
- **1/19 at SEA:** Registered a sack in his second straight postseason game in the NFC Championship game

### 2012 (w/ CIN - 16/0)

- Saw action in all 16 games for the third consecutive season
- Season totals included 10 tackles (five solo), one pass defended and 11 special teams tackles
- **12/30 vs. BAL:** Posted a season-high four tackles (one solo) in the season finale

### 2011 (w/ CIN - 16/3)

- Played in all 16 games for the second straight season and made three starts at MLB
- Season totals included 20 tackles (nine solo), 0.5 sacks, one forced fumble and 11 special teams tackles
- **9/25 vs. S.F.:** Posted four tackles (one solo) and made a half-sack, the first of his

career

- **10/16 vs. IND:** Made his first start of the season at MLB and posted a season-high five tackles (two solo)

### 2010 (w/ CIN - 16/1)

- Saw action in all 16 games for the first time in his career and added one start
- Posted a career-high 15 special teams tackles
- **12/5 vs. N.O.:** Started the first game of his career at FB and matched his season-high of three special teams tackles

### 2009 (w/ CIN - 8/0)

- Played in eight games as a rookie after originally signing as an undrafted free agent
- **10/11 at BAL:** Made his NFL debut on after being promoted to the active roster from the team's practice squad on Oct. 8
- **1/9 vs. NYJ:** Made his postseason debut in the Wild Card Playoff Round and posted one special teams tackle

### COLLEGE (at Grand Valley State, 2005-08)

- First-team All-America honors in NCAA Division II as a senior at Grand Valley State (Allendale, Mich.), and helped lead his teams to four-year record of 51-2, with two national titles
- Played DL and LB during his four seasons (2005-08)
- Posted 33.5 career sacks, the third-most in NCAA Division II history
- Team won by 24 or more points in 25 of his 53 career games
- Started his college career 40-0, going 13-0, 15-0 and 12-0 before losing in the 2007 NCAA Division II playoffs.

### PERSONAL

- Attended Carman-Ainsworth (Mich.) High School where he was a two-way senior and tallied 116 tackles and rushed for 1,092 yards and 20 TDs
- Also lettered in baseball
- Twitter handle is @DSkuta51



### REGULAR SEASON CAREER STATISTICS

YEAR	TEAM	GP/GS	TKL	SOLO	ASST	TFL	SACKS	FF	FR	INT	PD
2009	CIN	8/0	0	0	0	0	0.0	0	0	0	0
2010	CIN	16/1	2	0	2	0	0.0	0	0	0	0
2011	CIN	16/3	34	21	13	0	0.5	1	0	0	0
2012	CIN	16/0	12	6	6	0	0.0	0	0	0	1
2013	S.F.	16/8	22	15	7	3	0.0	0	1	0	2
2014	S.F.	14/11	27	21	6	5	5.0	3	0	0	1
2015	JAX	13/8	37	31	6	3	1.5	1	0	0	1
2016	JAX	1/0	1	1	0	0	0.0	0	0	0	0
<b>NFL totals: 8 yrs.</b>		<b>100/31</b>	<b>135</b>	<b>95</b>	<b>40</b>	<b>11</b>	<b>7.0</b>	<b>5</b>	<b>1</b>	<b>0</b>	<b>5</b>

**Additional statistics:** Special teams tackles: 73 over career; three in 2015, seven in 2014, seven in 2013, 17 in 2012, 13 in 2011, 16 in 2010 and 10 in 2009.



### POSTSEASON CAREER STATISTICS

YEAR	TEAM	GP/GS	TKL	SOLO	ASST	SACKS	FF	FR	INT	PD
2009	CIN	1/0	0	0	0	0.0	0	0	0	0
2011	CIN	1/0	1	1	0	0.0	0	0	0	0
2012	CIN	1/0	1	1	0	0.0	0	0	0	0
2013	S.F.	3/0	2	2	0	2.0	0	0	0	0
<b>NFL totals: 7 yrs.</b>		<b>6/0</b>	<b>4</b>	<b>4</b>	<b>0</b>	<b>2.0</b>	<b>0</b>	<b>0</b>	<b>0</b>	<b>0</b>

**Additional statistics:** Special teams tackles: 3 over career; two in 2013, one in 2009.



### CAREER HIGHS

	GAME	SEASON
<b>Tackles:</b>	9 (11/6/11 at TEN)	37 (2015)
<b>Sacks:</b>	2.0 (10/13/14 at STL)	5.0 (2014)
<b>Forced fumbles:</b>	1 (three times; last: 12/20/14 vs. S.D.)	3 (2014)
<b>Fumble recoveries:</b>	1 (10/27/13 at JAX)	1 (2013)
<b>Passes defended:</b>	2 (11/10/13 vs. CAR)	2 (2013)

# PLAYER BIOS

## 2016 GAME-BY-GAME STATISTICS

DATE	OPP	TKL	SOLO	ASST	TFL	SACKS	ST	FF	FR	INT	PD
09/11	vs. Green Bay	1	1	0	0	0.0	0	0	0	0	0
09/18	at San Diego	0	0	0	0	0.0	0	0	0	0	0
09/25	vs. Baltimore										
10/02	vs. Indianapolis										
	BYE WEEK										
10/16	at Chicago										
10/23	vs. Oakland										
10/27	at Tennessee										
11/06	at Kansas City										
11/13	vs. Houston										
11/20	at Detroit										
11/27	at Buffalo										
12/04	vs. Denver										
12/11	vs. Minnesota										
12/18	at Houston										
12/24	vs. Tennessee										
01/01	at Indianapolis										
<b>2016 totals:</b>		<b>1</b>	<b>1</b>	<b>0</b>	<b>0</b>	<b>0.0</b>	<b>0</b>	<b>0</b>	<b>0</b>	<b>0</b>	<b>0</b>

## 2015 GAME-BY-GAME STATISTICS

DATE	OPP	TKL	SOLO	ASST	TFL	SACKS	ST	FF	FR	INT	PD
09/13	vs. Carolina	6	6	0	1	1.0	1	0	0	0	0
09/20	vs. Miami	2	2	0	1	0.0	0	0	0	0	1
09/27	at New England	2	2	0	0	0.0	0	0	0	0	0
10/04	at Indianapolis	4	3	1	0	0.0	0	1	0	0	0
10/11	at Tampa Bay	3	3	0	1	0.0	0	0	0	0	0
10/18	vs. Houston	2	1	1	0	0.5	2	0	0	0	0
10/25	vs. Buffalo	6	6	0	0	0.0	0	0	0	0	0
	BYE WEEK										
11/08	at N.Y. Jets	1	1	0	0	0.0	0	0	0	0	0
11/15	at Baltimore					ina					
11/19	vs. Tennessee	1	1	0	0	0.0	0	0	0	0	0
11/29	vs. San Diego					ina					
12/06	at Tennessee					ina					
12/13	vs. Indianapolis	1	1	0	0	0.0	0	0	0	0	0
12/20	vs. Atlanta	1	1	0	0	0.0	0	0	0	0	0
12/27	at New Orleans	4	3	1	0	0.0	0	0	0	0	0
01/03	at Houston	4	1	3	0	0.0	0	0	0	0	0
<b>2015 totals:</b>		<b>37</b>	<b>31</b>	<b>6</b>	<b>3</b>	<b>1.5</b>	<b>3</b>	<b>1</b>	<b>0</b>	<b>0</b>	<b>1</b>

## 2014 GAME-BY-GAME STATISTICS

DATE	OPP	TKL	SOLO	ASST	TFL	SACKS	FF	FR	INT	PD
09/07	at Dallas	4	2	2	0	0.0	1	0	0	0
09/14	vs. Chicago	3	1	2	0	0.0	0	0	0	0
09/21	at Arizona	2	2	0	0	0.0	0	0	0	1
09/28	vs. Philadelphia	2	1	1	0	0.0	0	0	0	0
10/05	vs. Kansas City	4	2	2	0	0.0	0	0	0	0
10/13	at St. Louis	4	3	1	2	2.0	1	0	0	0
10/19	at Denver	2	0	2	0	0.0	0	0	0	0
	BYE WEEK									
11/02	vs. St. Louis	1	0	1	0	0.0	0	0	0	0
11/09	at New Orleans					ina				
11/16	at N.Y. Giants					ina				
11/23	vs. Washington	0	0	0	0	0.0	0	0	0	0
11/27	vs. Seattle	0	0	0	0	0.0	0	0	0	0
12/07	at Oakland	7	4	3	1	1.0	0	0	0	0
12/14	at Seattle	0	0	0	1	1.0	0	0	0	0
12/20	vs. San Diego	3	2	1	1	1.0	1	0	0	0
12/28	vs. Arizona	3	2	1	0	0.0	0	0	0	0
<b>2014 totals:</b>		<b>35</b>	<b>19</b>	<b>16</b>	<b>5</b>	<b>5.0</b>	<b>3</b>	<b>0</b>	<b>0</b>	<b>1</b>

Additional statistics: seven special teams tackles

## 2013 GAME-BY-GAME STATISTICS

DATE	OPP	TKL	SOLO	ASST	TFL	SACKS	FF	FR	INT	PD
09/08	vs. Green Bay	0	0	0	0	0.0	0	0	0	0
09/15	at Seattle	1	0	1	0	0.0	0	0	0	0
09/22	vs. Indianapolis	0	0	0	0	0.0	0	0	0	0
09/26	at St. Louis	2	2	0	0	0.0	0	0	0	0
10/06	vs. Houston	4	3	1	0	0.0	0	0	0	0
10/13	vs. Arizona	1	0	1	0	0.0	0	0	0	0
10/20	at Tennessee	1	0	1	0	0.0	0	0	0	0
10/27	at Jacksonville	8	6	2	0	0.0	0	1	0	0
	BYE WEEK									
11/10	vs. Carolina	3	2	1	0	0.0	0	0	0	2
11/17	at New Orleans	5	2	3	0	0.0	0	0	0	0
11/25	at Washington	2	1	1	0	0.0	0	0	0	0
12/01	vs. St. Louis	2	0	2	0	0.0	0	0	0	0
12/08	vs. Seattle	1	1	0	0	0.0	0	0	0	0
12/15	at Tampa Bay	0	0	0	0	0.0	0	0	0	0
12/23	vs. Atlanta	2	0	2	0	0.0	0	0	0	0
12/29	at Arizona	2	1	1	0	0.0	0	0	0	0
<b>2013 totals:</b>		<b>34</b>	<b>18</b>	<b>16</b>	<b>0</b>	<b>0.0</b>	<b>0</b>	<b>1</b>	<b>0</b>	<b>2</b>

01/05	at Green Bay	0	0	0	0	0.0	0	0	0	0
01/12	at Carolina	2	2	0	1	1.0	0	0	0	0
01/19	at Seattle	3	1	2	1	1.0	0	0	0	0
<b>Postseason totals:</b>		<b>5</b>	<b>3</b>	<b>2</b>	<b>2</b>	<b>2.0</b>	<b>0</b>	<b>0</b>	<b>0</b>	<b>0</b>

## 2012 GAME-BY-GAME STATISTICS

DATE	OPP	TKL	SOLO	ASST	TFL	SACKS	FF	FR	INT	PD
09/10	at Baltimore	2	1	1	0	0.0	0	0	0	0
09/16	vs. Cleveland	0	0	0	0	0.0	0	0	0	0
09/23	at Washington	0	0	0	0	0.0	0	0	0	0
09/30	at Jacksonville	0	0	0	0	0.0	0	0	0	0
10/07	vs. Miami	1	0	1	0	0.0	0	0	0	0
10/14	at Cleveland	2	1	1	0	0.0	0	0	0	0
10/21	vs. Pittsburgh	1	1	0	0	0.0	0	0	0	0
	BYE WEEK									
11/04	vs. Denver	0	0	0	0	0.0	0	0	0	0
11/11	vs. N.Y. Giants	1	1	0	0	0.0	0	0	0	0
11/18	at Kansas City	0	0	0	0	0.0	0	0	0	0
11/25	vs. Oakland	0	0	0	0	0.0	0	0	0	0
12/02	at San Diego	0	0	0	0	0.0	0	0	0	0
12/09	vs. Dallas	1	1	0	0	0.0	0	0	0	0
12/13	at Philadelphia	0	0	0	0	0.0	0	0	0	0
12/23	at Pittsburgh	0	0	0	0	0.0	0	0	0	0
12/30	vs. Baltimore	0	0	0	0	0.0	0	0	0	1
<b>2012 totals:</b>		<b>12</b>	<b>6</b>	<b>6</b>	<b>0</b>	<b>0.0</b>	<b>0</b>	<b>0</b>	<b>0</b>	<b>1</b>

01/05	at Houston	2	2	0	0	0.0	0	0	0	0
<b>Postseason totals:</b>		<b>2</b>	<b>2</b>	<b>0</b>	<b>0</b>	<b>0.0</b>	<b>0</b>	<b>0</b>	<b>0</b>	<b>0</b>

## 2011 GAME-BY-GAME STATISTICS

DATE	OPP	TKL	SOLO	ASST	TFL	SACKS	FF	FR	INT	PD
09/10	at Baltimore	2	1	1	0	0.0	0	0	0	0
09/16	vs. Cleveland	0	0	0	0	0.0	0	0	0	0
09/23	at Washington	0	0	0	0	0.0	0	0	0	0
09/30	at Jacksonville	0	0	0	0	0.0	0	0	0	0
10/07	vs. Miami	1	0	1	0	0.0	0	0	0	0
10/14	at Cleveland	2	1	1	0	0.0	0	0	0	0
10/21	vs. Pittsburgh	1	1	0	0	0.0	0	0	0	0
	BYE WEEK									
11/04	vs. Denver	0	0	0	0	0.0	0	0	0	0
11/11	vs. N.Y. Giants	1	1	0	0	0.0	0	0	0	0
11/18	at Kansas City	0	0	0	0	0.0	0	0	0	0
11/25	vs. Oakland	0	0	0	0	0.0	0	0	0	0
12/02	at San Diego	0	0	0	0	0.0	0	0	0	0
12/09	vs. Dallas	1	1	0	0	0.0	0	0	0	0
12/13	at Philadelphia	0	0	0	0	0.0	0	0	0	0
12/23	at Pittsburgh	0	0	0	0	0.0	0	0	0	0
12/30	vs. Baltimore	0	0	0	0	0.0	0	0	0	1
<b>2011 totals:</b>		<b>12</b>	<b>6</b>	<b>6</b>	<b>0</b>	<b>0.0</b>	<b>0</b>	<b>0</b>	<b>0</b>	<b>1</b>

01/05	at Houston	2	2	0	0	0.0	0	0	0	0
<b>Postseason totals:</b>		<b>2</b>	<b>2</b>	<b>0</b>	<b>0</b>	<b>0.0</b>	<b>0</b>	<b>0</b>	<b>0</b>	<b>0</b>

# PLAYER BIOS



## 2010 GAME-BY-GAME STATISTICS

DATE	OPP	TKL	SOLO	ASST	TFL	SACKS	FF	FR	INT	PD
09/12	at New England	0	0	0	0	0.0	0	0	0	0
09/19	vs. Baltimore	0	0	0	0	0.0	0	0	0	0
09/26	at Carolina	0	0	0	0	0.0	0	0	0	0
10/03	at Cleveland	0	0	0	0	0.0	0	0	0	0
10/10	vs. Tampa Bay	0	0	0	0	0.0	0	0	0	0
BYE WEEK										
10/24	at Atlanta	0	0	0	0	0.0	0	0	0	0
10/31	vs. Miami	0	0	0	0	0.0	0	0	0	0
11/08	vs. Pittsburgh	0	0	0	0	0.0	0	0	0	0
11/14	at Indianapolis	0	0	0	0	0.0	0	0	0	0
11/21	vs. Buffalo	0	0	0	0	0.0	0	0	0	0
11/25	at N.Y. Jets	0	0	0	0	0.0	0	0	0	0
12/05	vs. New Orleans	0	0	0	0	0.0	0	0	0	0
12/12	at Pittsburgh	0	0	0	0	0.0	0	0	0	0
12/19	vs. Cleveland	0	0	0	0	0.0	0	0	0	0
12/26	vs. San Diego	2	0	2	0	0.0	0	0	0	0
01/02	at Baltimore	0	0	0	0	0.0	0	0	0	0
<b>2010 totals:</b>		<b>2</b>	<b>0</b>	<b>2</b>	<b>0</b>	<b>0.0</b>	<b>0</b>	<b>0</b>	<b>0</b>	<b>0</b>



## 2009 GAME-BY-GAME STATISTICS

DATE	OPP	TKL	SOLO	ASST	TFL	SACKS	FF	FR	INT	PD
09/13	vs. Denver					ps				
09/20	at Green Bay					ps				
09/27	vs. Pittsburgh					ps				
10/04	at Cleveland					ps				
10/11	at Baltimore	0	0	0	0	0.0	0	0	0	0
10/18	vs. Houston	0	0	0	0	0.0	0	0	0	0
10/25	vs. Chicago	0	0	0	0	0.0	0	0	0	0
BYE WEEK										
11/08	vs. Baltimore	0	0	0	0	0.0	0	0	0	0
11/15	at Pittsburgh	0	0	0	0	0.0	0	0	0	0
11/22	at Oakland	0	0	0	0	0.0	0	0	0	0
11/29	vs. Cleveland	0	0	0	0	0.0	0	0	0	0
12/06	vs. Detroit	0	0	0	0	0.0	0	0	0	0
12/13	at Minnesota	0	0	0	0	0.0	0	0	0	0
12/20	at San Diego	0	0	0	0	0.0	0	0	0	0
12/27	vs. Kansas City	0	0	0	0	0.0	0	0	0	0
01/03	at N.Y. Jets	0	0	0	0	0.0	0	0	0	0
<b>2009 totals:</b>		<b>0</b>	<b>0</b>	<b>0</b>	<b>0</b>	<b>0.0</b>	<b>0</b>	<b>0</b>	<b>0</b>	<b>0</b>

# PLAYER BIOS

98

## CHRIS SMITH

DEFENSIVE END

6-1 270 LBS.

ARKANSAS

BORN FEBRUARY 11, 1992

MOUNT ULLA, NORTH CAROLINA

ACQ: 5TH ROUND OF 2014 DRAFT (159TH)

EXP: 3RD YEAR



### TRANSACTIONS

Originally drafted by Jacksonville in the fifth round (159th overall) of the 2014 draft

### PRO (Games played/started - 13/0)

- Second-year DE was a fifth-round draft pick in 2014
- Has played in 13 games and totaled 15 tackles (11 solo), 3.5 sacks, two tackles for loss, four QB hits, one forced fumble and one pass defended

### 2016 (w/ JAX - ina)

- 9/11 vs. G.B.: Inactive
- 9/18 at S.D.: Inactive

### 2015 (w/ JAX - 6/0)

Saw action in six games at DT and totaled 10 tackles (eight solo), including one tackle for loss, one pass defended and 0.5 sack

- 9/13 vs. CAR: Made a career-high four solo tackles, including one tackle for loss and one pass defended
- 9/20 vs. MIA: Made two tackles (one solo)
- 9/27 at N.E.: Recorded 0.5 sacks on Patriots QB Tom Brady

### 2014 (w/ JAX - 7/0)

Appeared in seven games as a rookie ... Finished with three sacks along with five tackles ... Made opening day roster but was waived on Sept. 13 and signed to practice squad on Sept. 15 ... Promoted to 53-man roster on Oct. 20

- 10/26 vs. MIA: Made NFL debut and saw action on special teams
- 11/2 at CIN: Split a sack with DE Ryan Davis on the Bengals first possession, the first sack of his career
- 11/23 at IND: Sacked QB Andrew Luck in the first quarter and forced a fumble that was recovered by DT Sen'Derrick Marks
- 12/7 vs. HOU: Split a sack with Marks on the Texans' first possession and had two QB hits
- 12/18 vs. TEN: Totaled two solo tackles and one sack of QB Charlie Whitehurst

### COLLEGE (at Arkansas, 2010-13)

- Four-year letterman
- Appeared in 43 games with 27 starts, 15 at strong-side DE and 12 on the weak-side
- Started final 24 games of his career
- Career totals include 122 tackles (64 solo), 21.5 sacks, 30.5 tackles for loss and 20 QB pressures
- One of five players in school history with 20-plus sacks
- Was enrolled in Fulbright College of Arts and Sciences

### PERSONAL

- Son of Sherry and William Smith
- Attended West Rowan (Mount Ulla, N.C.) High School, where he played for head coach Scott Young
- Led team to back-to-back state championships including 30 straight victories
- Over his junior and senior season, compiled more than 200 tackles and 48 sacks
- Twitter handle is @98ChrisSmith

### REGULAR SEASON CAREER STATISTICS

YEAR	TEAM	GP/GS	TKL	SOLO	ASST	TFL	SACKS	ST	FF	FR	INT	PD
2014	JAX	7/0	5	3	2	1.0	3.0	0	1	0	0	0
2015	JAX	6/0	10	8	2	1.0	0.5	0	0	0	0	1
2016	JAX	0/0	0	0	0	0	0.0	0	0	0	0	0
<b>NFL totals: 3 yrs.</b>		<b>13/0</b>	<b>15</b>	<b>11</b>	<b>4</b>	<b>2.0</b>	<b>3.5</b>	<b>0</b>	<b>1</b>	<b>0</b>	<b>0</b>	<b>1</b>

### CAREER HIGHS

	GAME	SEASON
<b>Tackles:</b>	4 (9/13/15 vs. CAR)	10 (2015)
<b>Sacks:</b>	1.0 (twice; last: 12/18/14 vs. TEN)	3.0 (2014)
<b>Forced fumbles:</b>	1 (11/23/14 vs. IND)	1 (2014)
<b>Passes defended:</b>	1 (9/13/15 vs. CAR)	1 (2015)

### 2016 GAME-BY-GAME STATISTICS

DATE	OPP	TKL	SOLO	ASST	TFL	SACKS	ST	FF	FR	INT	PD
09/11	vs. Green Bay					ina					
09/18	at San Diego					ina					
09/25	vs. Baltimore										
10/02	vs. Indianapolis										
BYE WEEK											
10/16	at Chicago										
10/23	vs. Oakland										
10/27	at Tennessee										
11/06	at Kansas City										
11/13	vs. Houston										
11/20	at Detroit										
11/27	at Buffalo										
12/04	vs. Denver										
12/11	vs. Minnesota										
12/18	at Houston										
12/24	vs. Tennessee										
01/01	at Indianapolis										
<b>2016 totals:</b>		<b>0</b>	<b>0</b>	<b>0</b>	<b>0</b>	<b>0.0</b>	<b>0</b>	<b>0</b>	<b>0</b>	<b>0</b>	<b>0</b>

### 2015 GAME-BY-GAME STATISTICS

DATE	OPP	TKL	SOLO	ASST	TFL	SACKS	ST	FF	FR	INT	PD
09/13	vs. Carolina	4	4	0	1	0.0	0	0	0	0	1
09/20	vs. Miami	2	1	1	0	0.0	0	0	0	0	0
09/27	at New England	1	0	1	0	0.5	0	0	0	0	0
10/04	at Indianapolis					ina					
10/11	at Tampa Bay					ina					
10/18	vs. Houston					ina					
10/25	vs. Buffalo					ina					
BYE WEEK											
11/08	at N.Y. Jets					ina					
11/15	at Baltimore					ina					
11/19	vs. Tennessee					ina					
11/29	vs. San Diego	1	1	0	0	0.0	0	0	0	0	0
12/06	at Tennessee					ina					
12/13	vs. Indianapolis	2	2	0	0	0.0	0	0	0	0	0
12/20	vs. Atlanta	0	0	0	0	0.0	0	0	0	0	0
12/27	at New Orleans					ina					
01/03	at Houston					ina					
<b>2015 totals:</b>		<b>10</b>	<b>8</b>	<b>2</b>	<b>1</b>	<b>0.5</b>	<b>0</b>	<b>0</b>	<b>0</b>	<b>0</b>	<b>1</b>

### 2014 GAME-BY-GAME STATISTICS

DATE	OPP	TKL	SOLO	ASST	TFL	SACKS	ST	FF	FR	INT	PD
09/07	at Philadelphia					ina					
09/14	at Washington					--					
09/21	vs. Indianapolis					ps					
09/28	at San Diego					ps					
10/05	vs. Pittsburgh					ps					
10/12	at Tennessee					ps					
10/19	vs. Cleveland					ps					
10/26	vs. Miami	0	0	0	0	0.0	0	0	0	0	0
11/02	at Cincinnati	1	0	1	0	0.5	0	0	0	0	0
11/09	vs. Dallas	0	0	0	0	0.0	0	0	0	0	0
BYE WEEK											
11/23	at Indianapolis	1	1	0	0	1.0	0	1	0	0	0
11/30	vs. N.Y. Giants					ina					
12/07	vs. Houston	1	0	1	0	0.5	0	0	0	0	0
12/14	at Baltimore	0	0	0	0	0.0	0	0	0	0	0
12/18	vs. Tennessee	2	2	0	1	1.0	0	0	0	0	0
01/03	at Houston					ina					
<b>2014 totals:</b>		<b>5</b>	<b>3</b>	<b>2</b>	<b>1</b>	<b>3.0</b>	<b>0</b>	<b>1</b>	<b>0</b>	<b>0</b>	<b>0</b>



# PLAYER BIOS

50

## TELVIN SMITH



LINEBACKER

6-3 223 LBS.

FLORIDA STATE

BORN APRIL 11, 1991

VALDOSTA, GEORGIA

ACQ: 5TH ROUND OF 2014 DRAFT (144TH)

EXP: 3RD YEAR

### TRANSACTIONS

Originally drafted by Jacksonville in the fifth round (144th overall) of the 2014 draft

### PRO (Games played/started - 32/26)

- Third-year LB who has played in 32 games with 26 starts
- Totals include 26 tackles for loss, 11 passes defended, three forced fumbles, two fumble recoveries and two INTs
- His streak of 18 straight games with six-plus tackles is also the NFL's longest active streak

### 2016 (w/ JAX - 2/2)

- **9/11 vs. G.B.:** Made his 25th career start at WLB and tallied eight tackles (six solo), including two tackles for loss
- **9/18 at S.D.:** Started at WLB and made nine tackles (seven solo), including two tackles for loss

### 2015 (w/ JAX - 14/14)

Played and started in 14 games at WLB in his second season with the Jaguars ... Finished second on the team with 128 tackles, the most in the NFL by a player in his first or second season ... Added seven passes defended, the second-most on the team

- **9/13 vs. CAR:** Recorded nine tackles (seven solo) and three tackles for loss
- **9/20 vs. MIA:** Led the team with nine tackles (six solo) and recorded one pass defended
- **9/27 at N.E.:** Recorded 11 tackles (seven solo) in team's road opener
- **10/4 at IND:** Made eight tackles (six solo) and 0.5 sacks
- **10/11 at T.B.:** Recorded 14 tackles (13 solo) and one tackle for loss
- **10/25 vs. BUF:** Made a team-high nine tackles (eight solo), including two tackles for loss and three passes defended ... Recorded his first career TD, intercepting QB **E.J. Manuel** and returning it 26 yards for the second-quarter score
- **11/8 at NYJ:** Made seven tackles (five solo), including two passes defended, one forced fumble and a tackle for loss
- **11/15 at BAL:** Led the team with 12 tackles (five solo)
- **12/6 at TEN:** Registered nine tackles (seven solo), two sacks, including one sack-fumble ... First Jaguars LB with multiple sacks in a single game since **Paul Posluszny** registered 2.0 sacks in Week 17 of the 2012 season and is just the sixth linebacker in franchise history to accomplish the feat, joining Posluszny, **Mike Peterson**, **Akin Ayodele**, **Kevin Hardy** (two games with multiple sacks) and **Brant Boyer** (two games with multiple sacks)
- **12/13 vs. IND:** Started at WLB and made nine tackles (eight solo), including one tackle for loss ... Added one pass defended

### 2014 (w/ JAX - 16/10)

Appeared in all 16 games and made 10 starts at LB ... Ranked second on team with 99 tackles (68 solo) and nine tackles for loss ... Had a team-high two fumble recoveries along with four passes defended, one QB hit and one forced fumble ... Ranked third among all NFL rookies in tackles

- **9/7 at PHI:** Made NFL debut and posted three solo tackles with one stop for loss
- **9/14 at WAS:** Produced four tackles (two solo) including his first career sack: QB **Kirk Cousins** for an 11-yard loss in the fourth quarter
- **10/19 vs. CLE:** Named AFC Defensive Player of the Week after producing a sack/forced fumble, interception and two passes defended ... Registered a sack/forced fumble of QB **Brian Hoyer** in the third quarter and the ball was recovered by **Paul Posluszny** ... With 5:21 remaining in the game, Smith picked off Hoyer and returned it 15 yards to set up a Jaguars TD
- **11/23 at IND:** Started at LB and paced the team with 12 tackles (nine solo) along with two fumble recoveries and two tackles for loss ... Recovered an **Andrew Luck** fumble in the first quarter and a **Dan Herron** fumble in the second quarter
- **11/30 vs. NYG:** Started at LB and had double-digit tackles for the second straight game, finishing with 10 stops (eight solo)
- **12/18 vs. TEN:** Compiled a then career-high 15 tackles (10 solo) including one for loss
- **12/28 at HOU:** Registered a career-high 16 tackles (11 solo) in the season-finale

### COLLEGE (at Florida State, 2010-13)

- Appeared in 54 games with 15 starts
- Totaled 214 tackles (139 solo) with seven sacks, 29 tackles for loss and six QB pressures
- Added four fumble recoveries and two forced fumbles
- Had 10 passes defended and four INTs, three returned for TDs
- Started all 14 games as a senior and tallied a team-high 90 tackles (61 solo), three INTs, 9.5 tackles for loss, two sacks, two fumble recoveries and four passes defended

- Recorded three INTs and tied the school single-season record with three returned for TDs
- First-team All-ACC selection by the league's coaches, ESPN.com and The Sporting News
- Majored in sports administration

### PERSONAL

- Attended Lowndes High School in Georgia
- Received four-star ranking from Rivals.com and a three-star rating from Scout.com
- Super Prep All-State selection
- Registered 109 tackles (84 solo) as a senior with a pair of INTs
- Recorded 97 tackles, 16 tackles for loss and two INTs as a junior, leading team to Class 5A championship
- Played in the Georgia Athletic Coaches Association North/South All-Star Classic
- Played high school and college football with his cousin, Greg Reid, who plays for the Jacksonville Sharks of the Arena Football League
- Twitter handle is @TelvinSmith\_22



### REGULAR SEASON CAREER STATISTICS

YEAR	TEAM	GP/GS	TKL	SOLO	ASST	TFL	SACKS	ST	FF	FR	PD	INT
2014	JAX	16/10	99	68	31	9	2.0	4	1	2	4	1
2015	JAX	14/14	128	99	29	13	2.5	0	2	0	7	1
2016	JAX	2/2	17	13	4	4	0.0	0	0	0	0	0
<b>NFL totals: 3 yrs.</b>		<b>32/26</b>	<b>244</b>	<b>180</b>	<b>64</b>	<b>26</b>	<b>4.5</b>	<b>4</b>	<b>3</b>	<b>2</b>	<b>11</b>	<b>2</b>



### CAREER HIGHS

	GAME	SEASON
<b>Tackles:</b>	16 (12/28/14 at HOU)	128 (2015)
<b>Tackles for loss:</b>	3 (9/13/15 vs. CAR)	13 (2015)
<b>Sacks:</b>	2.0 (12/6/15 at TEN)	2.5 (2015)
<b>Forced fumbles:</b>	1 (three times; last: 12/6/15 at TEN)	2 (2015)
<b>Fumble recoveries:</b>	2 (11/23/14 at IND)	2 (2014)
<b>Passes defended:</b>	3 (10/25/15 vs. BUF)	7 (2015)
<b>Interceptions:</b>	1 (two times; last: 10/25/15 vs. BUF)	1 (2014 & 2015)



### 2016 GAME-BY-GAME STATISTICS

DATE	GAME	TKL	SOLO	ASST	TFL	SACKS	ST	FF	FR	PD	INT
09/11	vs. Green Bay	8	6	2	2	0.0	0	0	0	0	0
09/18	at San Diego	9	7	2	2	0.0	0	0	0	0	0
09/25	vs. Baltimore										
10/02	vs. Indianapolis										
	BYE WEEK										
10/16	at Chicago										
10/23	vs. Oakland										
10/27	at Tennessee										
11/06	at Kansas City										
11/13	vs. Houston										
11/20	at Detroit										
11/27	at Buffalo										
12/04	vs. Denver										
12/11	vs. Minnesota										
12/18	at Houston										
12/24	vs. Tennessee										
01/01	at Indianapolis										
<b>2016 totals:</b>		<b>17</b>	<b>13</b>	<b>4</b>	<b>4</b>	<b>0.0</b>	<b>0</b>	<b>0</b>	<b>0</b>	<b>0</b>	<b>0</b>



### 2015 GAME-BY-GAME STATISTICS

DATE	GAME	TKL	SOLO	ASST	TFL	SACKS	ST	FF	FR	PD	INT
09/13	vs. Carolina	9	7	2	3	0.0	0	0	0	0	0
09/20	vs. Miami	9	6	3	0	0.0	0	0	0	1	1
09/27	at New England	11	7	4	0	0.0	0	0	0	0	0
10/04	at Indianapolis	9	5	4	1	0.5	0	0	0	0	0
10/11	at Tampa Bay	14	13	1	1	0.0	0	0	0	0	0
10/18	vs. Houston	7	7	0	1	0.0	0	0	0	0	0
10/25	vs. Buffalo	9	8	1	2	0.0	0	0	0	3	1
	BYE WEEK										
11/08	at N.Y. Jets	8	6	2	1	0.0	0	1	0	2	0
11/15	at Baltimore	12	5	7	0	0.0	0	0	0	0	0
11/19	vs. Tennessee	9	8	1	1	0.0	0	0	0	0	0
11/29	vs. San Diego	7	6	1	0	0.0	0	0	0	0	0
12/06	at Tennessee	9	7	2	1	2.0	0	1	0	0	0
12/13	vs. Indianapolis	9	8	1	1	0.0	0	0	0	1	0
12/20	vs. Atlanta	6	6	0	1	0.0	0	0	0	0	0
12/27	at New Orleans					ina					
01/03	at Houston					ina					
<b>2015 totals:</b>		<b>128</b>	<b>99</b>	<b>29</b>	<b>13</b>	<b>2.5</b>	<b>0</b>	<b>2</b>	<b>0</b>	<b>7</b>	<b>1</b>

# PLAYER BIOS




## 2014 GAME-BY-GAME STATISTICS

DATE	GAME	TKL	SOLO	ASST	TFL	SACKS	ST	FF	FR	PD	INT
09/07	at Philadelphia	3	3	0	1	0.0	0	0	0	0	0
09/14	at Washington	4	2	2	1	1.0	0	0	0	0	0
09/21	vs. Indianapolis	3	2	1	0	0.0	0	0	0	0	0
09/28	at San Diego	1	1	0	0	0.0	0	0	0	0	0
10/05	vs. Pittsburgh	4	2	2	0	0.0	0	0	0	0	0
10/12	at Tennessee	2	2	0	0	0.0	0	0	0	0	0
10/19	vs. Cleveland	4	3	1	1	1.0	0	1	0	2	1
10/26	vs. Miami	5	2	3	0	0.0	0	0	0	1	0
11/02	at Cincinnati	7	5	2	0	0.0	0	0	0	0	0
11/09	vs. Dallas	3	3	0	1	0.0	0	0	0	0	0
	BYE WEEK										
11/23	at Indianapolis	12	9	3	2	0.0	0	0	2	0	0
11/30	vs. N.Y. Giants	10	9	2	0	0.0	0	0	0	0	0
12/07	vs. Houston	5	4	1	2	0.0	0	0	0	1	0
12/14	at Baltimore	5	1	4	0	0.0	0	0	0	0	0
12/18	vs. Tennessee	15	10	5	1	0.0	0	0	0	0	0
12/28	at Houston	16	11	5	0	0.0	0	0	0	0	0
<b>2014 totals:</b>		<b>99</b>	<b>68</b>	<b>31</b>	<b>9</b>	<b>2.0</b>	<b>0</b>	<b>1</b>	<b>2</b>	<b>4</b>	<b>1</b>

# PLAYER BIOS

**87**

## NEAL STERLING



TIGHT END

6-4 235 LBS.

MONMOUTH

BORN JANUARY 14, 1992

BELMAR, NEW JERSEY

ACQ: 7TH ROUND OF 2015 DRAFT (220TH)

EXP: 2ND YEAR

### TRANSACTIONS

Originally drafted by Jacksonville in the fifth round (144th overall) of the 2014 draft ... Waived on 9/5/15 ... Signed to the practice squad on 9/6/15 ... Promoted to the active roster on 10/20/15

### PRO (Games played/started - 11/0)

- First player selected from Monmouth in Jaguars draft history
- Second player from Monmouth selected in the NFL Draft
- Switched from WR to TE prior to the 2016 season

### 2016 (w/ JAX - 2/0)

- **9/11 vs. G.B.:** Played 18 snaps on special teams
- **9/18 at S.D.:** Lined up at WR and saw action on special teams

### 2015 (w/ JAX - 9/0)

- Spent the first six weeks of his rookie season on the practice squad before promotion to the active roster
- Played in nine games on special teams

### COLLEGE (at Monmouth, 2010-14)

- Career totals include 212 receptions, 2,615 yards and 22 touchdowns in 43 career games
- Finished his career as the most decorated Monmouth wide receiver since Miles Austin, finishing in the top three in every Monmouth receiving record
- Became the school's all-time leader in receptions in Monmouth's second-to-last game of his senior season against top-ranked Coastal Carolina
- Majored in health studies and physical education

### PERSONAL

- Played wide receiver and safety under coach Pete Cahill at Manasquan (N.J.) High School
- Helped lead the Warriors to a 9-3 record and a National-Division Championship
- Earned First Team All-Shore Conference, All-Monmouth County and All-Division honors at WR in 2009
- Member of National Honor Society
- Son of Michael and Tina Sterling

### REGULAR SEASON CAREER STATISTICS

YEAR	TEAM	GP/GS	RECs	YDS	AVG.	LG	TD
2015	JAX	9/0	0	0	0.0	0	0
2016	JAX	2/0	0	0	0.0	0	0
<b>2016 totals: 2 yrs.</b>		<b>11/0</b>	<b>0</b>	<b>0</b>	<b>0.0</b>	<b>0</b>	<b>0</b>

### 2016 GAME-BY-GAME STATISTICS

DATE	OPP	RECs	YDS	AVG.	LG	TD
09/11	vs. Green Bay	0	0	0.0	0	0
09/18	at San Diego	0	0	0.0	0	0
09/25	vs. Baltimore					
10/02	vs. Indianapolis					
	BYE WEEK					
10/16	at Chicago					
10/23	vs. Oakland					
10/27	at Tennessee					
11/06	at Kansas City					
11/13	vs. Houston					
11/20	at Detroit					
11/27	at Buffalo					
12/04	vs. Denver					
12/11	vs. Minnesota					
12/18	at Houston					
12/24	vs. Tennessee					
01/01	at Indianapolis					
<b>2016 totals:</b>		<b>0</b>	<b>0</b>	<b>0.0</b>	<b>0</b>	<b>0</b>

# PLAYER BIOS

## 80 JULIUS THOMAS



TIGHT END

6-5 260 LBS.


PORTLAND STATE

BORN JUNE 27, 1988

STOCKTON, CALIFORNIA

ACQ: UNRESTRICTED FREE AGENT (DENVER) 2015

EXP: 6TH YEAR



### TRANSACTIONS

Originally drafted by Denver in the fourth round (129th overall) of the 2011 draft ... Signed by Jacksonville as an unrestricted free agent on 3/11/15

### PRO (Games played/started - 50/37, 4/3)

- Sixth-year TE has appeared in 50 career games with 37 starts
- Spent first four seasons with Denver after being selected in the fourth round of 2011 draft
- Career totals include 163 receptions for 1,867 yards (11.5 avg.) and 30 TDs
- Two-time Pro Bowl selection (2013, 2014)
- Has 30 receiving TDs in the last three seasons (2013-15), the most by an NFL TE during that span
- Became the first TE in NFL history to register 12-plus TDs in consecutive seasons (2013-14)
- Has posted 100+ receiving yards in four games, multiple TDs in six games and five-plus catches in 14 games

### 2016 (w/ JAX - 2/2)

- **9/11 vs. G.B.:** Made five catches for 64 yards, including a 22-yard TD
- **9/18 at S.D.:** Had four catches for 71 yards (17.8 rec. avg.)

### 2015 (w/ JAX - 12/10)

Missed the first four games of the season due to a thumb injury ... Played in 12 games with 10 starts and caught 46 passes for 455 yards (9.9 rec. avg.) and five TDs ... Caught a TD in four consecutive games between 11/19 and 12/13, the longest streak by a Jaguars TE since **Marcedes Lewis** from 12/1/13 - 12/22/13

- **10/11 at T.B.:** Made his Jaguars debut, recording two catches for 20 yards (10.0 avg.)
- **10/18 vs. HOU:** Made his first start as a Jaguar, making seven receptions for 78 yards (11.1 rec. avg.) and his first TD as a Jaguar
- **11/19 vs. TEN:** Had five receptions for 28 yards (5.6 rec. avg.) and a game-winning 5-yard TD reception in the fourth quarter
- **11/29 vs. S.D.:** Had a career-high-tying nine receptions for a season-high 116 yards (12.9 rec. avg.) and one TD
- **12/6 at TEN:** Posted two receptions for 15 yards (7.5 rec. avg.) and one TD

### 2014 (w/ DEN - 13/10, 1/0)

Missed three games with an ankle injury ... Season totals included 43 receptions for 489 yards (11.4 rec. avg.) and team-high 12 TDs ... Earned his second consecutive Pro Bowl selection

- **10/5 vs. ARI:** Caught Denver QB Peyton Manning's historic 500th TD pass in the first quarter
- **10/12 at NYJ:** Caught two TDs, increasing his season total to nine receiving TDs through five games, tied for the most in NFL history (most-ever by an NFL TE)
- **11/9 at OAK:** Made his 100th career reception and caught his final two TDs
- **1/11/15 vs. IND:** Registered six receptions for 53 yards (8.8 rec. avg.) in the Broncos' 24-13 loss on in the AFC Divisional Playoff round

### 2013 (w/ DEN - 14/14, 3/3)

Started 14 games and finished with 65 catches for 788 yards (12.1 rec. avg.) and a career-high 12 TDs ... Earned his first Pro Bowl selection ... Had at least one TD in 10 of 16 games

- **9/5 vs. BAL:** Opened the season with five receptions for 110 yards and two TDs, posting his first career 100-yard receiving game
- **10/6 at DAL:** Set career highs in receptions (nine) and receiving yards (122) and added two receiving TDs
- **11/10 at S.D.:** Caught a 74-yard TD pass
- **12/22 at HOU:** Caught Peyton Manning's record-breaking 51st TD pass on a 25-yard completion, finishing with six receptions for 78 yards (13.0 rec. avg.)
- **1/12/14 vs. S.D.:** Led the team with 76 receiving yards on six receptions (12.7 rec. avg.) in his postseason debut in the AFC Divisional Playoff game
- **1/19 vs. N.E.:** Led team with eight receptions for 85 yards (10.6 rec. avg.) in the AFC Championship game

### 2012 (w/ DEN - 4/0)

Appeared in the first four games of the season before being declared a game day inactive for the remainder of the season with an ankle injury

### 2011 (w/ DEN - 5/1)

Saw action in five games with one start as a rookie

- **9/18 vs. CIN:** Made first career reception for five yards

### COLLEGE (at Portland State, 2007-10)

- Played one season of collegiate football during his senior season
- Named first-team All-Big Sky Conference after starting 10 of 11 games and posting 29 receptions for 453 yards (15.6 rec. avg.) and two TDs as a senior
- Participated in the East-West Shrine Game following his senior season and caught a five-yard TD and two-point conversion for the West team
- Four-year letterman for Portland State's basketball team
- Led basketball team to its first two appearances in the NCAA tournament (2008, 2009) in school history
- Finished as the program's all-time leader in games played (121), career wins (78) and field goal pct. (.663)
- Graduated with a degree in business administration

### PERSONAL

- Attended Tokay (Lodi, Calif.) High School
- Was a standout power forward and center on the school's basketball team
- Led team to a 25-9 overall record and a San Joaquin Section title during his senior year when he was named co-player of the Year by The Record (San Joaquin)
- Twitter handle is @Julius\_Thomas



### REGULAR SEASON CAREER STATISTICS

YEAR	TEAM	GP/GS	NO	YDS	AVG	LG	TD
2011	DEN	5/1	1	5	5.0	5	0
2012	DEN	4/0	0	0	0.0	0	0
2013	DEN	14/14	65	788	12.1	74t	12
2014	DEN	13/10	43	489	11.4	35t	12
2015	JAX	12/10	46	455	9.9	34	5
2016	JAX	2/2	9	135	15.0	22t	1
<b>NFL totals: 6 yrs.</b>		<b>50/37</b>	<b>163</b>	<b>1,867</b>	<b>11.5</b>	<b>74t</b>	<b>30</b>



### POSTSEASON CAREER STATISTICS

YEAR	TEAM	GP/GS	NO	YDS	AVG	LG	TD
2013	DEN	3/3	18	188	10.4	37	0
2014	DEN	1/0	6	53	8.8	32	0
<b>NFL totals: 6 yrs.</b>		<b>4/3</b>	<b>24</b>	<b>241</b>	<b>10.0</b>	<b>37</b>	<b>0</b>



### CAREER HIGHS

	GAME	SEASON
<b>Receptions:</b>	9 (twice, last: 11/29/15 vs. S.D.)	65 (2013)
<b>Receiving yards:</b>	122 (10/6/13 at DAL)	788 (2013)
<b>Longest reception:</b>	74 (11/10/13 at S.D.)	74 (2013)
<b>Touchdowns:</b>	3 (9/7/14 vs. IND)	12 (2013 & 2014)



### 2016 GAME-BY-GAME STATISTICS

DATE	OPP	RECS	YDS	AVG.	LG	TD
09/11	vs. Green Bay	5	64	12.8	22	1
09/18	at San Diego	4	71	17.8	24	0
09/25	vs. Baltimore					
10/02	vs. Indianapolis					
	BYE WEEK					
10/16	at Chicago					
10/23	vs. Oakland					
10/27	at Tennessee					
11/06	at Kansas City					
11/13	vs. Houston					
11/20	at Detroit					
11/27	at Buffalo					
12/04	vs. Denver					
12/11	vs. Minnesota					
12/18	at Houston					
12/24	vs. Tennessee					
01/01	at Indianapolis					
<b>2016 totals:</b>		<b>9</b>	<b>135</b>	<b>15.0</b>	<b>24</b>	<b>1</b>

# PLAYER BIOS

## 2015 GAME-BY-GAME STATISTICS

DATE	GAME	RECS	YDS	AVG.	LG	TD
09/13	vs. Carolina			ina		
09/20	vs. Miami			ina		
09/27	at New England			ina		
10/04	at Indianapolis			ina		
10/11	at Tampa Bay	2	20	10.0	15	0
10/18	vs. Houston	7	78	11.1	29t	1
10/25	vs. Buffalo	1	4	4.0	4	0
	BYE WEEK					
11/08	at N.Y. Jets	3	14	4.7	7	0
11/15	at Baltimore	2	23	11.5	12	0
11/19	vs. Tennessee	5	28	5.6	12	1
11/29	vs. San Diego	9	116	12.9	34	1
12/06	at Tennessee	2	15	7.5	9t	1
12/13	vs. Indianapolis	5	54	10.8	30	1
12/20	vs. Atlanta	6	79	13.2	22	0
12/27	at New Orleans	2	12	6.0	8	0
01/03	at Houston	2	12	6.0	6	0
<b>2015 totals:</b>		<b>46</b>	<b>455</b>	<b>9.9</b>	<b>34</b>	<b>5</b>

## 2014 GAME-BY-GAME STATISTICS

DATE	GAME	RECS	YDS	AVG.	LG	TD
09/07	vs. Indianapolis	7	104	14.9	35t	3
09/14	vs. Kansas City	4	39	9.8	16	1
09/21	at Seattle	3	17	5.7	9	1
	BYE WEEK					
10/05	vs. Arizona	6	66	11.0	25	2
10/12	at N.Y. Jets	4	51	12.8	22t	2
10/19	vs. San Francisco	4	27	6.8	10	0
10/23	vs. San Diego	2	23	11.5	17	0
11/02	at New England	2	33	16.5	18t	1
11/09	at Oakland	6	63	10.5	32t	2
11/16	at St. Louis	2	3	1.5	2	0
11/23	vs. Miami			ina		
11/30	at Kansas City			ina		
12/07	vs. Buffalo			DNP		
12/14	at San Diego	1	30	30.0	30	0
12/22	at Cincinnati	2	33	16.5	26	0
12/28	vs. Oakland	0	0	0.0	0	0
<b>2014 totals:</b>		<b>43</b>	<b>489</b>	<b>11.4</b>	<b>35t</b>	<b>12</b>
01/11	vs. Indianapolis	6	53	8.8	32	0
<b>Postseason totals:</b>		<b>6</b>	<b>52</b>	<b>8.8</b>	<b>32</b>	<b>0</b>

## 2013 GAME-BY-GAME STATISTICS

DATE	GAME	RECS	YDS	AVG.	LG	TD
09/05	vs. Baltimore	5	110	22.0	44	2
09/15	at N.Y. Giants	6	47	7.8	19	1
09/23	vs. Oakland	3	37	12.3	14	1
09/29	vs. Philadelphia	4	43	10.8	13	0
10/06	at Dallas	9	122	13.6	29	2
10/13	vs. Jacksonville	4	22	5.5	11	1
10/20	at Indianapolis	5	41	8.2	13	1
10/27	vs. Washington	3	29	9.7	19	0
	BYE WEEK					
11/10	at San Diego	3	96	32.0	74t	1
11/17	vs. Kansas City	3	43	14.3	20	1
11/24	at New England			ina		
12/01	at Kansas City			ina		
12/08	vs. Tennessee	5	35	7.0	12	1
12/12	vs. San Diego	4	49	12.3	22	0
12/22	at Houston	6	78	13.0	25t	1
12/29	at Oakland	5	36	7.2	10	0
<b>2013 totals:</b>		<b>65</b>	<b>788</b>	<b>12.1</b>	<b>74t</b>	<b>12</b>
01/12	vs. San Diego	6	76	12.7	12	0
01/19	vs. New England	8	85	10.6	37	0
02/02	vs. Seattle	4	27	6.8	11	0
<b>Postseason totals:</b>		<b>18</b>	<b>188</b>	<b>10.4</b>	<b>37</b>	<b>0</b>

## 2012 GAME-BY-GAME STATISTICS

DATE	GAME	RECS	YDS	AVG.	LG	TD
09/09	vs. Pittsburgh	0	0	0.0	0	0
09/17	at Atlanta	0	0	0.0	0	0
09/23	vs. Houston	0	0	0.0	0	0
09/30	vs. Oakland	0	0	0.0	0	0
10/07	at New England			ina		
10/15	at San Diego			ina		
	BYE WEEK					
10/28	vs. New Orleans			ina		
11/04	at Cincinnati			ina		
11/11	at Carolina			ina		
11/18	vs. San Diego			ina		
11/25	at Kansas City			ina		
12/02	vs. Tampa Bay			ina		
12/06	at Oakland			ina		
12/16	at Baltimore			ina		
12/23	vs. Cleveland			ina		
12/30	vs. Kansas City			ina		
<b>2012 totals:</b>		<b>0</b>	<b>0</b>	<b>0.0</b>	<b>0</b>	<b>0</b>
01/12	vs. Baltimore			ina		
<b>Postseason totals:</b>		<b>0</b>	<b>0</b>	<b>0.0</b>	<b>0</b>	<b>0</b>

## 2011 GAME-BY-GAME STATISTICS

DATE	GAME	RECS	YDS	AVG.	LG	TD
09/12	vs. Oakland	0	0	0.0	0	0
09/18	vs. Cincinnati	1	5	5.0	5	0
09/25	at Tennessee			ina		
10/02	at Green Bay			ina		
10/09	vs. San Diego			ina		
	BYE WEEK					
10/23	at Miami			ina		
10/30	vs. Detroit	0	0	0.0	0	0
11/06	at Oakland	0	0	0.0	0	0
11/13	at Kansas City	0	0	0.0	0	0
11/17	vs. N.Y. Jets			ina		
11/27	at San Diego			ina		
12/04	at Minnesota			ina		
12/11	vs. Chicago			ina		
12/18	vs. New England			ina		
12/24	at Buffalo			ina		
01/01	vs. Kansas City			ina		
<b>2011 totals:</b>		<b>1</b>	<b>5</b>	<b>5.0</b>	<b>5</b>	<b>0</b>



# PLAYER BIOS

## 25 PEYTON THOMPSON

FREE SAFETY

5-10 185 LBS.

SAN JOSE STATE

BORN SEPTEMBER 26, 1990

ABILENE, TEXAS

ACQ: FREE AGENT 2014

EXP: 2ND YEAR



### TRANSACTIONS

Originally signed by Atlanta as an undrafted rookie on 4/30/12 ... Waived on 8/31/12 ... Signed by Atlanta to the practice squad on 9/1/12 ... Signed by Atlanta to the 90-man roster on 1/21/13 ... Waived on 8/30/13 ... Signed by Washington to the practice squad on 11/26/13 ... Signed by Washington to the 90-man roster on 13/31/13 ... Waived on 8/9/14 ... Signed by Chicago on 8/18/14 ... Waived on 8/24/14 ... Signed by Jacksonville to the practice squad on 9/1/14 ... Signed to Jacksonville's active roster on 10/25/14 ... Waived on 11/11/14 ... Signed by Jacksonville to the practice squad on 11/12/14 ... Waived on 9/5/15 ... Signed by Jacksonville to the practice squad on 9/6/15 ... Signed to Jacksonville's active roster on 9/19/15

### PRO (Games played/started - 19/0)

- Second-year CB has spent time with Atlanta, Washington, Chicago and Jacksonville
- Entered NFL as an undrafted rookie with the Falcons in 2012

### 2016 (w/ JAX - 2/0)

- **9/11 vs. G.B.:** Played 18 snaps on special teams in the team's season opener
- **9/18 at S.D.:** Saw action on special teams

### 2015 (w/ JAX - 15/0)

Played in 15 games after promotion from the practice squad after Week 1 ... Totaled eight tackles (six solo), one pass defended and 0.5 sacks

- **9/20 vs. MIA:** Made two solo tackles and recorded one pass defended in season debut
- **9/27 at N.E.:** Made two solo tackles at CB and FS and saw action on special teams
- **1/3 at HOU:** Saw action at CB and on special teams ... Tallied one tackle and 0.5 sacks

### 2014 (w/ JAX - 2/0)

Saw action in two games

- **11/2 at CIN:** Made his NFL debut

### 2013 (w/ WAS - ps)

Spent the offseason with the Atlanta Falcons before being released on Aug. 30 ... Signed to the Redskins' practice squad in Week 13

### 2012 (w/ ATL - ps)

Spent the season on the Atlanta's practice squad

### COLLEGE (at San Jose State, 2008-11)

• Credited with 186 tackles (125 solo), 10.5 tackles for loss, seven interceptions, one sack, two forced fumbles, two fumble recoveries and 22 passes defended in his four seasons at San Jose State

- As a senior in 2011, played in all 13 games with 11 starts
- Shared the team lead with 10 pass break-ups and finished second on the team with two interceptions that year
- Also added 82 total tackles, which ranked third for the Spartans
- Graduated with a degree in sociology
- Twitter handle is @tattedNspatted

### PERSONAL

- Attended Granite Bay (Calif.) High School, where he was a two-time Sacramento Bee honorable mention All-Metro
- Lettered in football and track
- Averaged 6.4 yards per carry, caught 21 passes for 292 yards and averaged 25.7 yards per kickoff return in 2007
- Set a school record in the 400-yard dash (48.2 seconds)
- Native of Abilene, Texas

### REGULAR SEASON CAREER STATISTICS

YEAR	TEAM	GP/GS	TKL	SOLO	ASST	SACKS	FF	FR	PD	INT
2014	JAX	2/0	0	0	0	0.0	0	0	0	0
2015	JAX	15/0	8	6	2	0.5	0	0	1	0
2016	JAX	2/0	0	0	0	0.0	0	0	0	0
<b>Career totals: 2 yrs. 19/0</b>			<b>8</b>	<b>6</b>	<b>2</b>	<b>0.5</b>	<b>0</b>	<b>0</b>	<b>1</b>	<b>0</b>

**Additional statistics:** five special teams tackles in 2015

### CAREER HIGHS

	GAME	SEASON
<b>Tackles:</b>	2 (two times, last: 9/27/15 at N.E.)	8 (2015)
<b>Sacks:</b>	0.5 (1/3/15 at HOU)	0.5 (2015)
<b>Passes defended:</b>	1 (9/20/15 vs. MIA)	1 (2015)

### 2016 GAME-BY-GAME STATISTICS

DATE	GAME	TKL	SOLO	ASST	SACKS	FF	FR	PD	INT
09/11	vs. Green Bay	0	0	0	0.0	0	0	0	0
09/18	at San Diego	0	0	0	0.0	0	0	0	0
09/25	vs. Baltimore								
10/02	vs. Indianapolis								
	BYE WEEK								
10/16	at Chicago								
10/23	vs. Oakland								
10/27	at Tennessee								
11/06	at Kansas City								
11/13	vs. Houston								
11/20	at Detroit								
11/27	at Buffalo								
12/04	vs. Denver								
12/11	vs. Minnesota								
12/18	at Houston								
12/24	vs. Tennessee								
01/01	at Indianapolis								
<b>2016 totals:</b>		<b>0</b>	<b>0</b>	<b>0</b>	<b>0.0</b>	<b>0</b>	<b>0</b>	<b>0</b>	<b>0</b>

### 2015 GAME-BY-GAME STATISTICS

DATE	GAME	TKL	SOLO	ASST	SACKS	FF	FR	PD	INT
09/13	vs. Carolina				ps				
09/20	vs. Miami	2	2	0	0.0	0	0	1	0
09/27	at New England	2	2	0	0.0	0	0	0	0
10/04	at Indianapolis	1	0	1	0.0	0	0	0	0
10/11	at Tampa Bay	0	0	0	0.0	0	0	0	0
10/18	vs. Houston	0	0	0	0.0	0	0	0	0
10/25	vs. Buffalo	0	0	0	0.0	0	0	0	0
11/01	BYE WEEK								
11/08	at N.Y. Jets	1	1	0	0.0	0	0	0	0
11/15	at Baltimore	0	0	0	0.0	0	0	0	0
11/19	vs. Tennessee	0	0	0	0.0	0	0	0	0
11/29	vs. San Diego	0	0	0	0.0	0	0	0	0
12/06	at Tennessee	0	0	0	0.0	0	0	0	0
12/13	vs. Indianapolis	0	0	0	0.0	0	0	0	0
12/20	vs. Atlanta	1	1	0	0.0	0	0	0	0
12/27	at New Orleans	0	0	0	0.0	0	0	0	0
01/03	at Houston	1	0	1	0.5	0	0	0	0
<b>2015 totals:</b>		<b>8</b>	<b>6</b>	<b>2</b>	<b>0.5</b>	<b>0</b>	<b>0</b>	<b>1</b>	<b>0</b>

**Additional statistics:** five special teams tackles in 2015

# PLAYER BIOS

## 46 CARSON TINKER

LONG SNAPPER

6-0 250 LBS.


ALABAMA

BORN NOVEMBER 15, 1989

MURFREESBORO, TENNESSEE

ACQ: ROOKIE FREE AGENT 2013

EXP: 4TH YEAR



### TRANSACTIONS

Originally signed by Jacksonville as an undrafted rookie on 4/27/13

### PRO (Games played/started - 50/0)

- Third-year LS has played in all 50 games to begin his career
- Was originally signed as an undrafted rookie in 2013 and earned the job in the preseason
- Has 13 career special teams tackles

### 2016 (w/ JAX - 2/0)

Voted special teams captain by teammates

- **9/11 vs. G.B.:** Served as the long snapper in the team's season opener
- **9/18 at S.D.:** Served as the team's long snapper

### 2015 (w/ JAX - 16/0)

Served as the team's long snapper in all 16 games and finished second on the team with six special teams tackles

- **9/20 vs. MIA:** Served as the long snapper for P **Bryan Anger's** seven punts and K **Jason Myers'** three made field goals, including a 28-yard game-winner with 40 seconds remaining in the fourth quarter
- **11/8 at NYJ:** Served as the team's long snapper on two PATs, three FGs and five punts, and made one special teams tackle
- **11/15 at BAL:** Served as the team's long snapper on three made field goals from Myers, including the 53-yard game-winner with no time left on the clock
- **12/13 vs. TEN:** Served as the team's long snapper on seven extra points, five punts and one field goal ... Added a special teams tackle

### 2014 (w/ JAX - 16/0)

Played in all 16 games for the second consecutive season ... Totaled five special teams tackles

- **9/7 at PHI:** Led team with two special teams tackles in the season-opener
- **11/2 at CIN:** Had one special teams tackle
- **11/30 vs. NYG:** Totaled one special teams tackle
- **12/28 at HOU:** Had one special teams tackle

### 2013 (w/ JAX - 16/0)

Played in all 16 games as a rookie ... Won the LS job in the preseason ... Had two special teams tackles

- **9/8 vs. KC:** Made NFL debut and served as long snapper on franchise-record 11 punts
- **9/29 vs. IND:** Saw action as long snapper on special teams and made first career tackle
- **11/17 vs. ARI:** Had one special teams tackle
- **12/1 at CLE:** Had one special teams tackle on punt return in the first quarter

### COLLEGE (at Alabama, 2008-12)

- Two-year letterman
- Appeared in 38 games at LS
- Started all 13 games as a senior and successfully completed 133 of 135 snapping attempts
- As a junior, handled both field goal/extra point duties and punt duties and successfully completed all 130 snapping opportunities (91 FG/PAT and 39 punts)
- As a sophomore, started all 13 games and was 121 of 123 on snapping opportunities (58 PAT, 40 punts and 24 FG)
- As a freshman, saw action in a 45-0 win over Chattanooga on homecoming
- Redshirted in 2008
- Majored in pre-business

### PERSONAL

- Attended Riverdale (Tenn.) High School
- Led team to an 11-1 record as a senior
- Went 11-2 as a junior
- Twitter handle is @carsontink

# PLAYER BIOS

## 81 BRYAN WALTERS

WIDE RECEIVER

6-0 195 LBS.

CORNELL

BORN NOVEMBER 4, 1987

BOTHELL, WASHINGTON

ACQ: FREE AGENT 2015

EXP: 5TH YEAR



### TRANSACTIONS

Originally signed by San Diego as an undrafted rookie on 4/26/10 ... Waived on 8/5/10 ... Signed by San Diego to the practice squad on 12/1/10 ... Signed by San Diego to the 90-man roster on 1/12/11 ... Waived on 10/31/11 ... Signed by San Diego to the practice squad on 11/2/11 ... Promoted to the active roster on 11/5/11 ... Waived on 11/19/11 ... Signed by San Diego to the practice squad on 11/22/11 ... Promoted to the active roster on 11/26/11 ... Waived on 3/13/12 ... Signed by Minnesota on 4/2/12 ... Waived on 8/25/12 ... Signed by Seattle to the practice squad on 12/20/12 ... Signed by Seattle to the 90-man roster on 1/15/13 ... Waived on 8/31/13 ... Signed by Seattle to the practice squad on 9/2/13 ... Released from the practice squad on 9/21/13 ... Signed by Seattle to the practice squad on 9/23/13 ... Promoted to the active roster on 10/12/13 ... Waived on 11/9/13 ... Signed by Seattle to the practice squad on 11/12/13 ... Promoted to the active roster on 12/19/13 ... Waived on 8/30/14 ... Signed by Seattle to the active roster on 9/1/14 ... Waived on 11/1/14 ... Signed by Seattle to the active roster on 11/4/14 ... Signed by Jacksonville on 3/13/15 ... Waived on 9/19/15 ... Signed by Jacksonville on 9/22/15

### PRO (Games played/started - 32/1)

- WR and return specialist has spent time with San Diego, Minnesota and Seattle before signing with the Jaguars on March 13, 2015
- Has appeared in 32 games with one start and has caught 41 passes for 452 yards (11.0 rec. avg.) and has returned 43 punts for 282 yards (6.6 PR avg.)
- Has appeared in four postseason games, including Super Bowl XLIV, where he returned two punts for six yards

### 2016 (w/ JAX - ina)

- 9/11 vs. G.B.: Inactive
- 9/18 at S.D.: Inactive

### 2015 (w/ JAX - 11/0)

Played in 11 games and set career highs with 32 receptions for 368 yards and one TD ... Caught 32 of 42 targets to lead the team in receptions per target (76.2 percent), which ranks fourth among NFL WRs

- 10/4 at IND: Made two catches for 27 yards (13.5 rec. avg.) and returned three punts for 17 yards (5.7 avg.)
- 10/18 vs. HOU: Recorded a career-high eight receptions for a career-best 87 yards (10.9 rec. avg.)
- 11/8 at NYJ: Had five catches for 54 yards (10.8 avg.) and his first career TD
- 11/15 at BAL: Had three receptions for 430 yards (11.3 rec. avg.) and had two punt returns for two yards (1.0 avg.)
- 11/19 vs. TEN: Had two receptions for 35 yards (17.5 rec. avg.) with a career-long 31-yard reception

### 2014 (w/ SEA - 13/0)

Saw action in a career-high 13 games ... Season totals include six receptions for 57 yards (9.5 rec. avg.) and one rush for -2 yards ... Appeared in all three postseason games

### 2013 (w/ SEA - 4/1)

Saw action in four games and made one start

- 12/29 vs. STL: Made his first career start

### 2012 (w/ SEA - ps)

Spent the final two weeks of the 2012 season on Seattle's practice squad

### 2011 (w/ S.D. - 4/0)

Appeared in four games

- 9/11 vs. MIA: Made his NFL debut and caught two passes for 21 yards and returned five punts for 38 yards (7.6 PR avg.)

### 2010 (w/ S.D. - ps)

Spent the final five weeks of the 2010 season on San Diego's practice squad

### COLLEGE (at Cornell, 2007-10)

- Became the first player in school history to sign an NFL contract since Kevin Boothe (2006)
- Finished second in the Ivy League with 76.4 receiving yards per game and fifth in the conference with 5.0 receptions per game
- Caught six receiving TDs as a senior
- Second-team All-Ivy selection as a WR and return specialist
- Led the conference and finished fifth in the NCAA with 171.6 all-purpose yards per

game, the second-highest in school history

### PERSONAL

- Attended Juanita (Wash.) High School where he was a three-time all-league selection at WR and DB
- Team captain as a senior
- Set the school record for all-purpose yards, total offense in a season and completions and INTs in a game
- Named the team's Offensive MVP as a junior and the school's Most Valuable Player as a senior
- National Football Foundation Scholar-Athlete
- As a senior, completed 74 of 153 passes for 1,190 yards and 12 TDs, rushed for 596 yards and eight TDs
- Three-time all-league selection in baseball and two-year captain and all-league selection in basketball
- Son of Rob and Carol Walters
- Twitter handle is @BWalt19



### REGULAR SEASON CAREER STATISTICS

YEAR	TEAM	GP/GS	RECEIVING		AVG.	LG	TD
			RECS	YDS			
2011	S.D.	4/0	3	27	9.0	13	0
2013	SEA	4/1	0	0	0.0	0	0
2014	SEA	13/0	6	57	9.5	17	0
2015	JAX	11/0	32	368	11.5	31	1
2016	JAX	0/0	0	0	0.0	0	0
<b>NFL totals: 5 yrs.</b>		<b>32/1</b>	<b>41</b>	<b>452</b>	<b>11.0</b>	<b>31</b>	<b>1</b>

YEAR	TEAM	GP/GS	PUNT RETURNS				LG	TD
			NO	FC	YDS	AVG.		
2011	S.D.	4/0	8	3	45	5.6	13	0
2013	SEA	4/1	0	0	0	0.0	0	0
2014	SEA	13/0	27	23	207	7.7	21	0
2015	JAX	11/0	8	7	30	3.8	14	0
2016	JAX	0/0	0	0	0	0.0	0	0
<b>NFL totals: 5 yrs.</b>		<b>32/1</b>	<b>43</b>	<b>33</b>	<b>282</b>	<b>6.6</b>	<b>21</b>	<b>0</b>

### Additional statistics:

Rushing: one attempt for -2 yards in 2014

Passing: 0-for-1 in 2015

Kick return: four returns for 80 yards (20.0 avg.) in 2015; two returns for 43 yards (21.5 avg.) in 2014



### POSTSEASON CAREER STATISTICS

YEAR	TEAM	GP/GS	RECEIVING		AVG.	LG	TD
			RECS	YDS			
2013	SEA	1/0	0	0	0.0	0	0
2014	SEA	3/0	0	0	0.0	0	0
<b>NFL totals: 4 yrs.</b>		<b>4/0</b>	<b>0</b>	<b>0</b>	<b>0.0</b>	<b>0</b>	<b>0</b>

YEAR	TEAM	GP/GS	PUNT RETURNS				LG	TD
			NO	FC	YDS	AVG.		
2013	SEA	1/0	0	0	0	0.0	0	0
2014	SEA	3/0	6	4	36	6.0	14	0
<b>NFL totals: 4 yrs.</b>		<b>4/0</b>	<b>6</b>	<b>4</b>	<b>36</b>	<b>6.6</b>	<b>21</b>	<b>0</b>



### CAREER HIGHS

	GAME	SEASON
Receptions:	8 (10/18/15 vs. HOU)	32 (2015)
Receiving yards:	87 (10/18/15 vs. HOU)	368 (2015)
Longest reception:	31 (11/19/15 vs. TEN)	31 (2015)
Receiving touchdowns:	1 (11/8/15 at NYJ)	1 (2015)
Punt returns:	5 (two times, last: 10/6/14 at WAS)	27 (2014)
Punt return yards:	54 (10/6/14 at WAS)	207 (2014)
Longest punt return:	21 (two times, last: 11/23/14 vs. ARI)	21 (2014)

# PLAYER BIOS

## 2015 GAME-BY-GAME STATISTICS

DATE	GAME	RECEIVING				
		RECS	YDS	AVG.	LG	TD
09/13	vs. Carolina	2	17	8.5	13	0
09/20	vs. Miami			--		
09/27	at New England	2	28	14.0	23	0
10/04	at Indianapolis	2	27	13.5	14	0
10/11	at Tampa Bay	4	64	16.0	24	0
10/18	vs. Houston	8	87	11.8	29	0
10/25	vs. Buffalo	1	5	5.0	5	0
	BYE WEEK					
11/08	at N.Y. Jets	5	54	10.8	20	1
11/15	at Baltimore	3	29	9.7	17	0
11/19	vs. Tennessee	2	35	17.5	31	0
11/29	vs. San Diego	1	4	4.0	4	0
12/06	at Tennessee	2	18	9.0	12	0
12/13	vs. Indianapolis			ina		
12/20	vs. Atlanta			ina		
12/27	at New Orleans			ina		
01/03	at Houston			ina		
<b>2015 totals:</b>		<b>32</b>	<b>368</b>	<b>11.5</b>	<b>31</b>	<b>1</b>

DATE	GAME	PUNT RETURNS				
		NO.	YDS	AVG.	LG	TD
09/13	vs. Carolina	0	0	0.0	0	0
09/20	vs. Miami			--		
09/27	at New England	0	0	0.0	0	0
10/04	at Indianapolis	3	17	5.7	14	0
10/11	at Tampa Bay	1	0	0.0	0	0
10/18	vs. Houston	1	7	7.0	7	0
10/25	vs. Buffalo	0	0	0.0	0	0
	BYE WEEK					
11/08	at N.Y. Jets	0	0	0.0	0	0
11/15	at Baltimore	2	2	1.0	2	0
11/19	vs. Tennessee	0	0	0.0	0	0
11/29	vs. San Diego	0	0	0.0	0	0
12/06	at Tennessee	1	4	4.0	4	0
12/13	vs. Indianapolis			ina		
12/20	vs. Atlanta			ina		
12/27	at New Orleans			ina		
01/03	at Houston			ina		
<b>2015 totals:</b>		<b>8</b>	<b>30</b>	<b>3.8</b>	<b>14</b>	<b>0</b>

## 2014 GAME-BY-GAME STATISTICS

DATE	GAME	RECEIVING				
		RECS	YDS	AVG.	LG	TD
09/04	vs. Green Bay	0	0	0.0	0	0
09/14	at San Diego	2	17	8.5	17	0
09/21	vs. Denver	2	22	11.0	11	0
	BYE WEEK					
10/06	at Washington	0	0	0.0	0	0
10/12	vs. Dallas	1	5	5.0	5	0
10/19	at St. Louis	0	0	0.0	0	0
10/26	at Carolina			ina		
11/02	vs. Oakland			--		
11/09	vs. N.Y. Giants	0	0	0.0	0	0
11/16	at Kansas City	0	0	0.0	0	0
11/23	vs. Arizona	0	0	0.0	0	0
11/27	at San Francisco	0	0	0.0	0	0
12/07	at Philadelphia			ina		
12/14	vs. San Francisco	0	0	0.0	0	0
12/21	at Arizona	1	13	13.0	13	0
12/28	vs. St. Louis	0	0	0.0	0	0
<b>2014 totals:</b>		<b>32</b>	<b>368</b>	<b>11.5</b>	<b>31</b>	<b>1</b>

01/10	vs. Carolina	0	0	0.0	0	0
01/18	vs. Green Bay	0	0	0.0	0	0
02/01	vs. New England	0	0	0.0	0	0
<b>Postseason totals:</b>		<b>0</b>	<b>0</b>	<b>0.0</b>	<b>0</b>	<b>0</b>

DATE	GAME	PUNT RETURNS				
		NO.	YDS	AVG.	LG	TD
09/04	vs. Green Bay	0	0	0.0	0	0
09/14	at San Diego	0	0	0.0	0	0
09/21	vs. Denver	5	36	7.2	11	0
	BYE WEEK					
10/06	at Washington	5	54	10.8	21	0
10/12	vs. Dallas	0	0	0.0	0	0
10/19	at St. Louis	2	19	9.5	10	0
10/26	at Carolina			ina		
11/02	vs. Oakland			--		
11/09	vs. N.Y. Giants	2	1	0.5	2	0
11/16	at Kansas City	1	10	10.0	10	0
11/23	vs. Arizona	2	32	16.0	21	0
11/27	at San Francisco	4	29	7.3	13	0
12/07	at Philadelphia			ina		
12/14	vs. San Francisco	3	19	6.3	19	0
12/21	at Arizona	1	0	0.0	0	0
12/28	vs. St. Louis	2	7	3.5	4	0
<b>2014 totals:</b>		<b>27</b>	<b>207</b>	<b>7.7</b>	<b>21</b>	<b>0</b>

01/10	vs. Carolina	1	9	9.0	9	0
01/18	vs. Green Bay	3	21	7.0	14	0
02/01	vs. New England	2	6	3.0	6	0
<b>Postseason totals:</b>		<b>6</b>	<b>36</b>	<b>6.0</b>	<b>14</b>	<b>0</b>

# PLAYER BIOS

[47]

## JARROD WILSON



SAFETY

6-2 210 LBS.

MICHIGAN

BORN FEBRUARY 9, 1994

AKRON, OHIO

ACQ: FREE AGENT 2016

EXP: ROOKIE

### TRANSACTIONS

Originally signed by Jacksonville as a rookie free agent on May 1, 2016

### PRO (Games played/started - 2/0)

Made his NFL debut in Week 1 of the 2016 season

### 2016 (w/ JAX - 2/0)

- **9/11 vs. G.B.:** Made his NFL and Jaguars debut and played 12 snaps on special teams
- **9/18 at S.D.:** Played four snaps at SS and four snaps on special teams

### COLLEGE (at Michigan, 2012-15)

- Four-year letterman
- Appeared in 48 games with 31 starts
- Career totals include 169 tackles, 4 tackles for loss, one forced fumble, one fumble recovery, four INTs and seven passes defensed
- Named a 2015 All-Big Ten honorable mention
- As a senior in 2015, started all 13 games at safety
- As a junior in 2014, started 10 games at safety and totaled 50 tackles and one forced fumble
- Majored in general studies in the College of Literature, Science and the Arts

### PERSONAL

- Attended Akron (Ohio) Buchtel High School where he played for former Michigan RB Ricky Powers
- Registered 71 tackles and three INTs, including one pick-six, as a senior in 2011 en route to first-team All-State honors
- Also lettered in basketball
- His uncle, Dave Young, played at Purdue and for the Baltimore Colts

### REGULAR SEASON CAREER STATISTICS

YEAR	TEAM	GP/GS	TKL	SOLO	ASST	SACKS	FF	FR	PD	INT
2016	JAX	2/0	0	0	0	0.0	0	0	0	0
<b>Career totals:</b>		<b>1 yr. 2/0</b>	<b>0</b>	<b>0</b>	<b>0</b>	<b>0.0</b>	<b>0</b>	<b>0</b>	<b>0</b>	<b>0</b>

### 2016 GAME-BY-GAME STATISTICS


DATE	GAME	TKL	SOLO	ASST	SACKS	FF	FR	PD	INT
09/11	vs. Green Bay	0	0	0	0.0	0	0	0	0
09/18	at San Diego	0	0	0	0.0	0	0	0	0
09/25	vs. Baltimore								
10/02	vs. Indianapolis								
	BYE WEEK								
10/16	at Chicago								
10/23	vs. Oakland								
10/27	at Tennessee								
11/06	at Kansas City								
11/13	vs. Houston								
11/20	at Detroit								
11/27	at Buffalo								
12/04	vs. Denver								
12/11	vs. Minnesota								
12/18	at Houston								
12/24	vs. Tennessee								
01/01	at Indianapolis								
<b>2016 totals:</b>		<b>0</b>	<b>0</b>	<b>0</b>	<b>0.0</b>	<b>0</b>	<b>0</b>	<b>0</b>	<b>0</b>



# PLAYER BIOS

24

T.J. YELDON



RUNNING BACK

6-1 225 LBS.

ALABAMA

BORN OCTOBER 2, 1993

DAPHNE, ALABAMA

ACQ: 2ND ROUND OF 2015 DRAFT (36TH)

EXP: 2ND YEAR

## TRANSACTIONS

Originally drafted by Jacksonville in the second round (36th overall) of the 2015 Draft

## PRO (Games played/started - 14/14)

Second-year RB totaled 203 carries for 779 yards and three TDs, and 40 receptions for 309 yards and one TD

## 2016 (w/ JAX - 2/2)

- **9/11 vs. G.B.:** Started at RB and rushed 21 times for 39 yards and one TD
- **9/18 at S.D.:** Rushed seven times for 28 yards (4.0 avg.)

## 2015 (w/ JAX - 12/12)

Played and started in 12 games during his rookie season ... Totaled 182 rushes for 740 yards (4.1 rush avg.) and two TDs and 36 receptions for 279 yards (7.8 rec. avg.) and one TD ... His 740 rushing yards are the most by a Jaguars rookie in a single season since **Maurice Jones-Drew** (941 yards) in 2006 ... Ranked fourth among NFL rookies with 1,019 scrimmage yards (740 rushing, 279 receiving)

- **9/13 vs. CAR:** Rushed 12 times for 51 yards (4.3 avg.) and had three receptions for 16 yards (5.3 avg.) in NFL debut
- **9/20 vs. MIA:** Rushed 25 times for 70 yards (2.8 avg.) and had three receptions for 13 yards (4.3 avg.)
- **10/4 at IND:** Recorded his first 100-yard rushing game of his career, tallying 22 rushes for 105 yards (4.8 avg.), including a career-long 36-yard scamper in OT ... Also had two catches for four yards (2.0 rec. avg.) ... Became first Jaguars rookie RB to rush for 100 yards since Jones-Drew recorded 131 yards on 12/24/06 versus New England
- **10/11 at T.B.:** Rushed 11 times for 32 yards (2.9 rush avg.) and had five receptions for 31 yards (6.2 rec. avg.), including his first career NFL touchdown
- **10/25 vs. BUF:** Rushed 20 times for a season- and career-high 115 yards and his first career TD
- **11/8 at NYJ:** Rushed 14 times for 64 yards (4.6 rush avg.), including a career-long 45-yard carry in the fourth quarter
- **12/6 at TEN:** Rushed 15 times for 57 yards (3.8 rush avg.) and one TD, and had four receptions for a career-high 79 receiving yards, including a career-long reception of 67 yards

## COLLEGE (at Alabama, 2012-14)

- Appeared in 39 games with 21 starts and finished fourth in school history with 3,322 career rushing yards and third with 37 career rushing TDs
- Only player in school history to rush for 1,000-plus yards in his first two seasons
- Fifth player in program history to rush for 1,000-plus yards in multiple seasons, joining **Johnny Musso** (1970-71), **Bobby Humphrey** (1986-87), **Shaun Alexander** (1998-99) and **Kenneth Darby** (2004-05)
- Finished 243 yards behind Alexander's school record of 3,565 yards (1996-99)
- Only player in school history to be named the Dixie Howell Memorial Most Valuable Player of the A-Day Game three times

## PERSONAL

- Attended Daphne (Ala.) High School where he played for coach Glenn Vickery
- Named Mr. Football for the state of Alabama by the Alabama Sports Writers Association
- First-team All-State selection by the ASWA
- Second-team USA Today High School All-America selection
- Five-star recruit according to Rivals.com and 247sports.com
- Totaled 6,155 scrimmage yards in four years with 73 TDs
- Won the 2010 Alabama 6A State Championship
- Twitter handle is @T\_Yeldon

## REGULAR SEASON CAREER STATISTICS

YEAR	TEAM	GP/GS	RUSHING					RECEIVING				
			NO	YDS	AVG	LG	TD	NO	YDS	AVG	LG	TD
2015	JAX	12/12	182	740	4.1	45	2	36	279	7.8	67	1
2016	JAX	2/2	28	67	2.4	15	1	12	40	3.3	11	0
NFL totals: 2 yrs. 14/14			210	807	3.8	45	3	48	319	6.6	67	1

## CAREER HIGHS

	GAME	SEASON
Rushing attempts:	25 (9/20/15 vs. MIA)	182 (2015)
Rushing yards:	115 (10/25/15 vs. BUF)	740 (2015)
Longest rush:	45 (11/8/15 at NYJ)	45 (2015)
Rushing touchdowns:	1 (three times, last: 9/11/16 vs. G.B.)	2 (2014)
Receptions:	8 (9/18/16 at S.D.)	36 (2015)
Receiving yards:	79 (12/6/15 at TEN)	279 (2015)
Longest reception:	67 (12/6/15 at TEN)	67 (2015)
Receiving touchdowns:	1 (10/11/15 at T.B.)	1 (2015)

## 2016 GAME-BY-GAME STATISTICS

DATE	GAME	RUSHING					RECEIVING				
		NO	YDS	AVG	LG	TD	NO	YDS	AVG	LG	TD
09/11	vs. Green Bay	21	39	1.9	7	1	4	30	7.5	11	0
09/18	at San Diego	7	28	4.0	15	0	8	10	1.3	8	0
09/25	vs. Baltimore										
10/02	vs. Indianapolis										
	BYE WEEK										
10/16	at Chicago										
10/23	vs. Oakland										
10/27	at Tennessee										
11/06	at Kansas City										
11/13	vs. Houston										
11/20	at Detroit										
11/27	at Buffalo										
12/04	vs. Denver										
12/11	vs. Minnesota										
12/18	at Houston										
12/24	vs. Tennessee										
01/01	at Indianapolis										
2016 totals:		28	67	2.4	15	1	12	40	3.3	11	0

## 2015 GAME-BY-GAME STATISTICS

DATE	GAME	RUSHING					RECEIVING				
		NO	YDS	AVG	LG	TD	NO	YDS	AVG	LG	TD
09/13	vs. Carolina	12	51	4.3	14	0	3	16	5.3	7	0
09/20	vs. Miami	25	70	2.8	12	0	3	13	4.3	11	0
09/27	at New England	11	33	3.0	8	0	2	9	4.5	9	0
10/04	at Indianapolis	22	105	4.8	36	0	2	4	2.0	5	0
10/11	at Tampa Bay	11	32	2.9	10	0	5	31	6.2	13	1
10/18	vs. Houston										
10/25	vs. Buffalo	20	115	5.8	28	1	1	9	9.0	9	0
	BYE WEEK										
11/08	at N.Y. Jets	14	64	4.6	45	0	3	37	12.3	21	0
11/15	at Baltimore	18	61	3.4	16	0	5	6	1.2	7	0
11/19	vs. Tennessee	14	54	3.9	15	0	3	28	9.3	13	0
11/29	vs. San Diego	9	36	4.0	21	0	4	46	11.5	20	0
12/06	at Tennessee	15	57	3.8	9	1	4	79	19.8	67	0
12/13	vs. Indianapolis	11	62	5.6	14	0	1	1	1.0	1	0
12/20	vs. Atlanta										
12/27	at New Orleans										
01/03	at Houston										
2015 totals:		182	740	4.1	45	2	36	279	7.8	67	1



# **GAME SUMMARIES**

**REGULAR SEASON WEEK 3 vs. BALTIMORE**

# GAME SUMMARIES

## WEEK 1 vs. GREEN BAY

Sept. 11, 2016 at EverBank Field

	1	2	3	4	OT	Final
GREEN BAY PACKERS (1-0)	7	14	3	3	-	27
JACKSONVILLE JAGUARS (0-1)	7	10	3	3	-	23

The Jaguars were stopped on 4th-and-1 at the Green Bay 14 with 14 seconds remaining to cap a 27-23 opening day loss in a close game that saw four lead changes. Following a stirring pregame commemoration of 9/11, the Jaguars had the first possession, but Green Bay scored first when the Packers' **Joe Thomas** intercepted **Blake Bortles** on the fifth play to set up the Green Bay offense at the Jacksonville 29-yard line. After a 4th down conversion at the 20, **Aaron Rodgers** scored the first touchdown on a 6-yard run. The Jaguars got their first touchdown on their second drive with a 5-yard **T.J. Yeldon** scoring run which was set up by a 37-yard **Mercedes Lewis** reception. The Jaguars claimed their first lead after the Packers' third straight 3-and-out, marching 45 yards in 12 plays to set up **Jason Myers**' 26-yard field goal in a second quarter that saw both teams combine for 24 points. Green Bay answered with a Rodgers-to-**Jordy Nelson** scoring pass to reclaim the lead at 14-10 before the Jaguars answered with a 75-yard drive resulting in a 22-yard Bortles-to-**Julius Thomas** touchdown pass for a 17-14 lead. Green Bay's second consecutive 75-yard touchdown drive made it 21-17 Packers with 13 second left in the first half when Rodgers, despite a heavy rush, threw 29 yards to **Davante Adams** at the goal line. Both teams managed only two field goals in the second half, including a 50-yarder by Myers. The Jaguars began their final drive at their own 37 with 3:17 remaining and no times out left before a 4th-down swing pass from Bortles to **Allen Hurns** came up short at the Green Bay 14. Bortles threw for 320 yards while Rodgers was held to 199, but the Jacksonville offense averaged just 1.8 yards on 26 runs. Hurns had receptions of 30 and 38 yards on two Jacksonville scoring drives, while **Allen Robinson** led the team with 6 receptions for 72 yards.

Team	Q	Time Scoring Play	Drive
G.B.	1	A. Rodgers 6 yd run (M. Crosby kick)	6-29 (5:47)
Jax.	1	T. Yeldon 5 yd. run (J. Myers kick)	3-48 (1:24)
Jax.	2	J. Myers 26 yd. Field Goal	12-45(5:52)
G.B.	2	J. Nelson 6 yd. pass from A. Rodgers (M. Crosby kick)	9-75 (4:43)
Jax.	2	J. Thomas 22 yd. pass from B. Bortles (J. Myers kick)	7-75 (1:56)
G.B.	2	D. Adams 29 yd. pass from A. Rodgers (M. Crosby kick)	5-75 (0:56)
G.B.	3	M. Crosby Field Goal	13-68 (4:48)
Jax.	3	J. Myers 39 yd. Field Goal	10-54 (3:57)
G.B.	4	M. Crosby 20 yd. Field Goal	16-73 (9:14)
Jax.	4	J. Myers 50 yd. Field Goal	14-37 (6:49)

### Team Statistics

	Packers	Jaguars
First Downs (Run-Pass-Pen)	18 (6-10-2)	20 (4-14-2)
Total Yards-Plays-Avg.	294-60-4.9	348-68-5.1
Rushing Yards-Attempts-Avg.	95-25-3.8	48-26-1.8
Net Yards Passing (Sacked-Yds)	199 (1-0)	300 (3-20)
Att-Comp-Int	34-20-0	39-24-1
Third Down Conversions (%)	7-14 (50%)	4-15 (27%)
Fourth Down Conversions (%)	1-1 (100%)	3-4 (75%)
Punts-Avg.	4-46.0	2-62.5
Fumbles-Lost	1-0	1-0
Penalties-Yards	5-24	9-79
Time of Possession	28:37	31:23

### Individual Statistics

**Packers Rushing:** E. Lacy 14-61, A. Rodgers 4-16, R. Cobb 3-11, J. Starks 4-7  
**Jaguars Rushing:** T. Yeldon 21-39, D. Robinson 3-7, B. Bortles 2-2

**Packers Passing:** A. Rodgers 20-34-199 (2 TDs)  
**Jaguars Passing:** B. Bortles 24-39-320 (TD, INT)

**Packers Receiving:** R. Cobb 6-57, J. Nelson 6-32, D. Adams 3-50, R. Rodgers 1-22, E. Lacy 1-17, J. Abbrederis 1-8, J. Cook 1-7, J. Starks 1-6  
**Jaguars Receiving:** A. Robinson 6-72, J. Thomas 5-64, A. Hurns 4-75, T. Yeldon 4-30, M. Lewis 2-48, M. Lee 2-22, R. Greene 1-9

**Sacks: Packers** 3.0 (M. Burnnett 1.0, N. Perry 1.0, C. Matthews 1.0)  
**Sacks: Jaguars** 1.0 (J. Odrick 1.0)

**Interceptions: Packers** 1 (J. Thomas)  
**Interceptions: Jaguars** None

**Paid Attendance:** 63,179      **Time:** 3:10      **Temperature:** 90 degrees

## WEEK 2 AT SAN DIEGO

Sept. 18, 2016 at Qualcomm Stadium

	1	2	3	4	OT	Final
JACKSONVILLE JAGUARS (0-2)	0	0	0	14	-	14
SAN DIEGO CHARGERS (1-1)	7	14	14	3	-	38

The Chargers bolted to an early and commanding lead and never looked back in posting a lopsided 38-14 win in their home opener. Scoring touchdowns on three of their first four possessions, the Chargers led 21-0 midway through the second quarter on a **Melvin Gordon** 3-yard run and Philip Rivers touchdown passes of 6 and 2 yards to **Travis Benjamin** and **Antonio Gates**. **Tyrell Williams'** 44-yard touchdown catch-and-run and a Benjamin 45-yard catch made it 35-0 at the end of the third quarter, by which time the Jaguars had four punts, three turnovers and a missed 54-yard field goal try. In the fourth quarter the Jaguars put together two scoring drives, marching 75 yards in 12 plays with **Mercedes Lewis** catching a 4-yard touchdown pass from **Blake Bortles**, and Bortles throwing 15 yards to Corey Grant on the team's final possession. On the day San Diego had five red zone and goal-to-go situations and came away with three touchdowns, a field goal and a lost fumble. Bortles tied his career high with 50 pass attempts, completing 31 for 329 yards with 2 touchdowns and 2 interceptions, and was the Jaguars' leading rusher with 34 yards on the ground, while Rivers threw for 4 touchdowns. **Dante Fowler Jr.** turned in the first two sacks of his career while rookie **Yannick Ngakoue** also got his first, but the Jaguars could not overcome 13 penalties and 3 turnovers.

Team	Q	Time Scoring Play	Drive
S.D.	1	M. Gordon 3 yd. run (J. Lambo kick)	8-75 (4:46)
S.D.	2	T. Benjamin 6 yd. pass from P. Rivers (J. Lambo kick)	7-34 (3:34)
S.D.	2	A. Gates 2 yd. pass from P. Rivers (J. Lambo kick)	5-56 (2:11)
S.D.	3	Ty. Williams 44 yd. pass from P. Rivers (J. Lambo kick)	7-93 (4:18)
S.D.	3	T. Benjamin 45 yd. pass from P. Rivers (J. Lambo kick)	7-93 (4:18)
JAX	4	M. Lewis 4 yd. pass from B. Bortles (J. Myers kick)	12-75 (4:54)
S.D.	4	J. Lambo 25 yd. field goal	11-36 (5:54)
JAX	4	C. Grant 15 yd. pass from B. Bortles (J. Myers kick)	9-60 (2:30)

### Team Statistics

	Jaguars	Chargers
First Downs (Run-Pass-Pen)	20 (6-13-1)	25 (10-10-5)
Total Yards-Plays-Avg.	388-63-6.2	357-63-5.7
Rushing Yards-Attempts-Avg.	69-11-6.3	150-35-4.3
Net Yards Passing (Sacked-Yds)	329 (2-10)	220 (3-13)
Att-Comp-Int	50-31-2	25-17-0
Third Down Conversions (%)	2-11 (18%)	7-13 (54%)
Fourth Down Conversions (%)	1-2 (50%)	0-0 (0%)
Punts-Avg.	4-44.8	4-43.3
Fumbles-Lost	1-1	1-1
Penalties-Yards	14-93	3-23
Time of Possession	25:08	34:52

### Individual Statistics

**Chargers Rushing:** M. Gordon 24-102, D. Woodhead 3-27, K. Farrow 4-13, P. Rivers 1-10, K. Clemens 2--1, T. Benjamin 1--1  
**Jaguars Rushing:** B. Bortles 3-34, T. Yeldon 7-28

**Chargers Passing:** P. Rivers 17-24-220 (4 TDs), K. Clemens 0-1-0  
**Jaguars Passing:** B. Bortles 31-50-329 (2 TDs, 2 INTs)

**Chargers Receiving:** T. Benjamin 6-115, Ty. Williams 3-61, M. Gordon 3-18, A. Gates 3-15, D. Inman 1-7, D. Woodhead 1-4  
**Jaguars Receiving:** T. Yeldon 8-10, M. Lee 5-75, A. Hurns 5-64, J. Thomas 4-71, A. Robinson 3-54, M. Lewis 2-17, C. Grant 1-15, A. Benn 1-9, R. Greene 1-7, D. Robinson 1-7

**Sacks: Chargers** 2.0 (M. Ingram 2.0)  
**Sacks: Jaguars** 3.0 (D. Fowler 2.0), (Ngakoue 1.0)

**Interceptions: Chargers** 2 (C. Hayward 2)  
**Interceptions: Jaguars** None

**Paid Attendance:** 52,165      **Time:** 3:14      **Temperature:** 82 degrees

# National Football League Game Summary

NFL Copyright © 2016 by The National Football League. All rights reserved. This summary and play-by-play is for the express purpose of assisting media in their coverage of the game; any other use of this material is prohibited without the written permission of the National Football League. Updated: 9/19/2016

Date: Sunday, 9/18/2016

## Jacksonville Jaguars at San Diego Chargers

at Qualcomm Stadium, San Diego, CA

Start Time: 1:25 PM PT

### Game Day Weather

Game Weather: Sunny  
Played on Turf: Grass

Temp: 82° F (27.8° C) Humidity: 51%, Wind: WSW 7 mph

### Officials

Referee: Cheffers, Carl ( )	Umpire: Fowler, Ruben ( )	Head Linesman: Payne, Kent ( )
Line Judge: Podraza, Tim ( )	Side Judge: Novak, Scott ( )	Field Judge: Freeman, Brad ( )
Back Judge: Quirk, Jim ( )	Replay Official: Stewart, Charles ( )	

### Lineups

Jacksonville Jaguars				San Diego Chargers			
Offense		Defense		Offense		Defense	
WR 15	A.Robinson	LEO 91	Y.Ngakoue	WR 15	D.Inman	DE 93	D.Pilon
TE 80	J.Thomas	DT 90	M.Jackson	LT 77	K.Dunlap	NT 92	B.Mebane
LT 68	K.Beachum	DT 97	R.Miller	LG 74	O.Franklin	DT 94	C.Liuguet
LG 76	L.Joeckel	DE 75	J.Odrick	C 68	M.Slauson	OLB 54	M.Ingram
C 65	B.Linder	WLB 50	T.Smith	RG 76	D.Fluker	ILB 50	M.Te'o
RG 60	A.Cann	MLB 51	P.Posluszny	RT 72	J.Barksdale	ILB 52	D.Perryman
RT 78	J.Parnell	OTTO 55	D.Skuta	TE 86	H.Henry	OLB 51	K.Emanuel
TE 89	M.Lewis	LCB 31	D.House	WR 12	T.Benjamin	LCB 24	B.Flowers
WR 88	A.Hurns	FS 39	T.Gipson	QB 17	P.Rivers	RCB 22	J.Verrett
QB 5	B.Bortles	SS 37	J.Cyprien	FB 34	D.Watt	SS 37	J.Addae
RB 24	T.Yeldon	RCB 20	J.Ramsey	RB 28	M.Gordon	FS 20	D.Lowery

### Substitutions

K 2 J.Myers, P 3 B.Nortman, WR 11 M.Lee, WR 13 R.Greene, RB 16 D.Robinson, WR 17 A.Benn, FS 25 P.Thompson, CB 27 D.Gratz, CB 29 J.Johnson, RB 30 C.Grant, LB 44 M.Jack, LS 46 C.Tinker, S 47 J.Wilson, LB 52 H.Pullard, DE 56 D.Fowler, LB 59 A.Brown, G 69 T.Shatley, OL 77 P.Omahem, TE 83 B.Koyack, TE 87 N.Sterling, DT 92 S.Day, DT 95 A.Jones, DT 99 S.Marks

### Substitutions

K 2 J.Lambo, P 8 D.Kaser, QB 10 K.Clemens, WR 16 Ty.Williams, S 23 D.McCoil, S 25 D.Stuckey, CB 26 C.Hayward, RB 27 K.Farrow, CB 29 C.Mager, RB 39 D.Woodhead, CB 40 P.Desir, LS 47 M.Windt, ILB 48 N.Dzubnar, ILB 53 J.Perry, ILB 57 J.Brown, OLB 58 T.Williams, C 73 S.Pulley, G-T 75 C.Hairston, TE 84 S.McGrath, TE 85 A.Gates, WR 89 I.Burse, DT 91 C.Reid, DT 95 T.Palepoi, OLB 97 J.Attaochu

### Did Not Play

QB 7 C.Henne

### Did Not Play

### Not Active

QB 10 B.Allen, CB 21 P.Amukamara, RB 33 C.Ivory, G 64 C.Reed, WR 81 B.Walters, DE 93 T.Alualu, DE 98 C.Smith

### Not Active

S 31 A.Phillips, RB 44 A.Williams, C 62 M.Tuerk, T 78 T.Burwell, G-T 79 K.Wiggins, NT 90 R.Carrethers, DE 99 J.Bosa

### Field Goals (made ( ) & missed)

J.Myers	54WR	J.Lambo	(25)				
		<b>1</b>	<b>2</b>	<b>3</b>	<b>4</b>	<b>OT</b>	<b>Total</b>
VISITOR:	Jacksonville Jaguars	0	0	0	14	0	14
HOME:	San Diego Chargers	7	14	14	3	0	38

### Scoring Plays

Team	Qtr	Time	Play Description (Extra Point) (Drive Info)	Visitor	Home
Chargers	1	10:14	M.Gordon 3 yd. run (J.Lambo kick) (8-75, 4:46)	0	7
Chargers	2	14:54	T.Benjamin 6 yd. pass from P.Rivers (J.Lambo kick) (7-34, 3:34)	0	14
Chargers	2	9:54	A.Gates 2 yd. pass from P.Rivers (J.Lambo kick) (5-56, 2:11)	0	21
Chargers	3	10:54	Ty.Williams 44 yd. pass from P.Rivers (J.Lambo kick) (3-55, 1:33)	0	28
Chargers	3	2:48	T.Benjamin 45 yd. pass from P.Rivers (J.Lambo kick) (7-93, 4:18)	0	35
Jaguars	4	12:54	M.Lewis 4 yd. pass from B.Bortles (J.Myers kick) (12-75, 4:54)	7	35
Chargers	4	7:00	J.Lambo 25 yd. Field Goal (11-36, 5:54)	7	38
Jaguars	4	1:04	C.Grant 15 yd. pass from B.Bortles (J.Myers kick) (9-60, 2:30)	14	38

Paid Attendance: 52,165

Time: 3:14

**Jacksonville Jaguars vs San Diego Chargers**  
**9/18/2016 at Qualcomm Stadium**

# Final Individual Statistics

## Jacksonville Jaguars

## San Diego Chargers

<b>RUSHING</b>	<b>ATT</b>	<b>YDS</b>	<b>AVG</b>	<b>LG</b>	<b>TD</b>	<b>RUSHING</b>	<b>ATT</b>	<b>YDS</b>	<b>AVG</b>	<b>LG</b>	<b>TD</b>
B.Bortles	3	34	11.3	24	0	M.Gordon	24	102	4.3	21	1
T.Yeldon	7	28	4.0	15	0	D.Woodhead	3	27	9.0	23	0
D.Robinson	1	7	7.0	7	0	K.Farrow	4	13	3.3	4	0
						P.Rivers	1	10	10.0	10	0
						K.Clemens	2	-1	-0.5	0	0
						T.Benjamin	1	-1	-1.0	-1	0
<b>Total</b>	<b>11</b>	<b>69</b>	<b>6.3</b>	<b>24</b>	<b>0</b>	<b>Total</b>	<b>35</b>	<b>150</b>	<b>4.3</b>	<b>23</b>	<b>1</b>

<b>PASSING</b>	<b>ATT</b>	<b>CMP</b>	<b>YDS</b>	<b>SK/YD</b>	<b>TD</b>	<b>LG</b>	<b>IN</b>	<b>RT</b>	<b>PASSING</b>	<b>ATT</b>	<b>CMP</b>	<b>YDS</b>	<b>SK/YD</b>	<b>TD</b>	<b>LG</b>	<b>IN</b>	<b>RT</b>
B.Bortles	50	31	329	2/10	2	35	2	77.8	P.Rivers	24	17	220	3/13	4	<b>45</b>	0	138.9
									K.Clemens	1	0	0	0/0	0	0	0	39.6
<b>Total</b>	<b>50</b>	<b>31</b>	<b>329</b>	<b>2/10</b>	<b>2</b>	<b>35</b>	<b>2</b>	<b>77.8</b>	<b>Total</b>	<b>25</b>	<b>17</b>	<b>220</b>	<b>3/13</b>	<b>4</b>	<b>45</b>	<b>0</b>	<b>135.0</b>

<b>PASS RECEIVING</b>	<b>TAR</b>	<b>REC</b>	<b>YDS</b>	<b>AVG</b>	<b>LG</b>	<b>TD</b>	<b>PASS RECEIVING</b>	<b>TAR</b>	<b>REC</b>	<b>YDS</b>	<b>AVG</b>	<b>LG</b>	<b>TD</b>
T.Yeldon	9	8	10	1.3	8	0	T.Benjamin	6	6	115	19.2	<b>45</b>	2
M.Lee	7	5	75	15.0	22	0	Ty.Williams	6	3	61	20.3	<b>44</b>	1
A.Hurns	10	5	64	12.8	24	0	M.Gordon	3	3	18	6.0	11	0
J.Thomas	7	4	71	17.8	24	0	A.Gates	5	3	15	5.0	7	1
A.Robinson	5	3	54	18.0	35	0	D.Inman	3	1	7	7.0	7	0
M.Lewis	3	2	17	8.5	13	1	D.Woodhead	1	1	4	4.0	4	0
C.Grant	1	1	15	15.0	<b>15</b>	1	K.Farrow	1	0	0	0.0	0	0
A.Benn	2	1	9	9.0	9	0							
R.Greene	3	1	7	7.0	7	0							
D.Robinson	2	1	7	7.0	7	0							
<b>Total</b>	<b>49</b>	<b>31</b>	<b>329</b>	<b>10.6</b>	<b>35</b>	<b>2</b>	<b>Total</b>	<b>25</b>	<b>17</b>	<b>220</b>	<b>12.9</b>	<b>45</b>	<b>4</b>

<b>INTERCEPTIONS</b>	<b>NO</b>	<b>YDS</b>	<b>AVG</b>	<b>LG</b>	<b>TD</b>	<b>INTERCEPTIONS</b>	<b>NO</b>	<b>YDS</b>	<b>AVG</b>	<b>LG</b>	<b>TD</b>
Total	0	0	0	0	0	C.Hayward	2	29	14.5	31	0
						<b>Total</b>	<b>2</b>	<b>29</b>	<b>14.5</b>	<b>31</b>	<b>0</b>

<b>PUNTING</b>	<b>NO</b>	<b>YDS</b>	<b>AVG</b>	<b>NET</b>	<b>TB</b>	<b>IN20</b>	<b>LG</b>	<b>PUNTING</b>	<b>NO</b>	<b>YDS</b>	<b>AVG</b>	<b>NET</b>	<b>TB</b>	<b>IN20</b>	<b>LG</b>
B.Nortman	4	179	44.8	39.5	0	2	56	D.Kaser	4	173	43.3	41.0	0	2	56
<b>Total</b>	<b>4</b>	<b>179</b>	<b>44.8</b>	<b>39.5</b>	<b>0</b>	<b>2</b>	<b>56</b>	<b>Total</b>	<b>4</b>	<b>173</b>	<b>43.3</b>	<b>41.0</b>	<b>0</b>	<b>2</b>	<b>56</b>

<b>PUNT RETURNS</b>	<b>NO</b>	<b>YDS</b>	<b>AVG</b>	<b>FC</b>	<b>LG</b>	<b>TD</b>	<b>PUNT RETURNS</b>	<b>NO</b>	<b>YDS</b>	<b>AVG</b>	<b>FC</b>	<b>LG</b>	<b>TD</b>
R.Greene	2	9	4.5	1	8	0	T.Benjamin	2	21	10.5	0	12	0
[OUT OF BOUNDS]	1	0	0.0	0	0	0	[DOWNED]	2	0	0.0	0	0	0
<b>Total</b>	<b>2</b>	<b>9</b>	<b>4.5</b>	<b>1</b>	<b>8</b>	<b>0</b>	<b>Total</b>	<b>2</b>	<b>21</b>	<b>10.5</b>	<b>0</b>	<b>12</b>	<b>0</b>

<b>KICKOFF RETURNS</b>	<b>NO</b>	<b>YDS</b>	<b>AVG</b>	<b>FC</b>	<b>LG</b>	<b>TD</b>	<b>KICKOFF RETURNS</b>	<b>NO</b>	<b>YDS</b>	<b>AVG</b>	<b>FC</b>	<b>LG</b>	<b>TD</b>
C.Grant	3	67	22.3	0	24	0	[OUT OF BOUNDS]	1	0	0.0	0	0	0
[TOUCHBACK]	4	0	0.0	0	0	0	[TOUCHBACK]	1	0	0.0	0	0	0
<b>Total</b>	<b>3</b>	<b>67</b>	<b>22.3</b>	<b>0</b>	<b>24</b>	<b>0</b>	<b>Total</b>	<b>0</b>	<b>0</b>	<b>0.0</b>	<b>0</b>	<b>0</b>	<b>0</b>

### Jacksonville Jaguars

<b>FUMBLES</b>	<b>FUM</b>	<b>LOST</b>	<b>OWN-REC</b>	<b>YDS</b>	<b>TD</b>	<b>FORCED</b>	<b>OPP-REC</b>	<b>YDS</b>	<b>TD</b>	<b>OUT-BDS</b>
B.Bortles	1	1	0	0	0	0	0	0	0	0
Y.Ngakoue	0	0	0	0	0	1	0	0	0	0
J.Cyprien	0	0	0	0	0	0	1	0	0	0
<b>Total</b>	<b>1</b>	<b>1</b>	<b>0</b>	<b>0</b>	<b>0</b>	<b>1</b>	<b>1</b>	<b>0</b>	<b>0</b>	<b>0</b>

### San Diego Chargers

<b>FUMBLES</b>	<b>FUM</b>	<b>LOST</b>	<b>OWN-REC</b>	<b>YDS</b>	<b>TD</b>	<b>FORCED</b>	<b>OPP-REC</b>	<b>YDS</b>	<b>TD</b>	<b>OUT-BDS</b>
P.Rivers	1	1	0	0	0	0	0	0	0	0
M.Ingram	0	0	0	0	0	1	0	0	0	0
C.Liuget	0	0	0	0	0	0	1	0	0	0
<b>Total</b>	<b>1</b>	<b>1</b>	<b>0</b>	<b>0</b>	<b>0</b>	<b>1</b>	<b>1</b>	<b>0</b>	<b>0</b>	<b>0</b>



## Final Team Statistics

	Visitor Jaguars	Home Chargers
<b>TOTAL FIRST DOWNS</b>	20	25
By Rushing	6	10
By Passing	13	10
By Penalty	1	5
<b>THIRD DOWN EFFICIENCY</b>	2-11-18%	7-13-54%
<b>FOURTH DOWN EFFICIENCY</b>	1-2-50%	0-0-0%
<b>TOTAL NET YARDS</b>	388	357
Total Offensive Plays (inc. times thrown passing)	63	63
Average gain per offensive play	6.2	5.7
<b>NET YARDS RUSHING</b>	69	150
Total Rushing Plays	11	35
Average gain per rushing play	6.3	4.3
Tackles for a loss-number and yards	1-1	5-9
<b>NET YARDS PASSING</b>	319	207
Times thrown - yards lost attempting to pass	2-10	3-13
Gross yards passing	329	220
<b>PASS ATTEMPTS-COMPLETIONS-HAD INTERCEPTED</b>	50-31-2	25-17-0
Avg gain per pass play (inc.# thrown passing)	6.1	7.4
<b>KICKOFFS Number-In End Zone-Touchbacks</b>	3-1-1	7-5-4
<b>PUNTS Number and Average</b>	4-44.8	4-43.3
Had Blocked	0	0
<b>FGs - PATs Had Blocked</b>	0-0	0-0
<b>Net Punting Average</b>	39.5	41.0
<b>TOTAL RETURN YARDAGE (Not Including Kickoffs)</b>	9	50
No. and Yards Punt Returns	2-9	2-21
No. and Yards Kickoff Returns	3-67	0-0
No. and Yards Interception Returns	0-0	2-29
<b>PENALTIES Number and Yards</b>	14-93	3-23
<b>FUMBLES Number and Lost</b>	1-1	1-1
<b>TOUCHDOWNS</b>	2	5
Rushing	0	1
Passing	2	4
<b>EXTRA POINTS Made-Attempts</b>	2-2	5-5
Kicking Made-Attempts	2-2	5-5
<b>FIELD GOALS Made-Attempts</b>	0-1	1-1
<b>RED ZONE EFFICIENCY</b>	2-3-67%	3-5-60%
<b>GOAL TO GO EFFICIENCY</b>	1-1-100%	3-5-60%
<b>SAFETIES</b>	0	0
<b>FINAL SCORE</b>	14	38
<b>TIME OF POSSESSION</b>	25:08	34:52

Jacksonville Jaguars vs San Diego Chargers  
9/18/2016 at Qualcomm Stadium

# Ball Possession And Drive Chart

## Jacksonville Jaguars

#	Time Recd	Time Lost	Time Poss	How Ball Obtained	Drive Began	# Play	Yds Gain	Yds Pen	Net Yds	1st Down	Last Scrm	How Given Up
1	10:14	8:04	2:10	Kickoff	JAX 19	3	10	-5	5	0	JAX 24	Punt
2	5:04	3:28	1:36	Punt	JAX 14	3	6	0	6	0	JAX 20	Interception
3	14:54	12:05	2:49	Kickoff	JAX 25	6	39	0	39	2	SD 36	Missed FG
4	9:54	8:49	1:05	Kickoff	JAX 25	3	3	-10	-7	0	JAX 22	Fumble
5	5:13	2:46	2:27	Fumble	JAX 6	5	41	14	55	3	SD 39	Interception
6	0:51	0:00	0:51	Punt	JAX 8	5	44	0	44	2	SD 44	End of Half
7	15:00	12:27	2:33	Kickoff	JAX 24	3	11	-10	1	0	JAX 25	Punt
8	10:54	9:39	1:15	Kickoff	JAX 25	4	17	-5	12	1	JAX 37	Punt
9	7:52	7:06	0:46	Punt	JAX 28	4	24	0	24	1	SD 48	Punt
10	2:48	12:54	4:54	Kickoff	JAX 25	12	75	0	75	5	* SD 4	Touchdown
11	7:00	4:48	2:12	Kickoff	JAX 25	7	58	0	58	2	* SD 17	Downs
12	3:34	1:04	2:30	Punt	JAX 40	9	60	0	60	4	* SD 15	Touchdown

(264) Average JAX 22

## San Diego Chargers

#	Time Recd	Time Lost	Time Poss	How Ball Obtained	Drive Began	# Play	Yds Gain	Yds Pen	Net Yds	1st Down	Last Scrm	How Given Up
1	15:00	10:14	4:46	Kickoff	SD 25	8	75	0	75	5	* JAX 3	Touchdown
2	8:04	5:04	3:00	Punt	SD 33	5	13	0	13	1	SD 46	Punt
3	3:28	14:54	3:34	Interception	JAX 34	7	34	0	34	3	* JAX 6	Touchdown
4	12:05	9:54	2:11	Missed FG	SD 44	5	54	2	56	3	* JAX 2	Touchdown
5	8:49	5:13	3:36	Fumble	JAX 18	6	16	-4	12	2	* JAX 5	Fumble
6	2:46	0:51	1:55	Interception	SD 31	3	-2	0	-2	0	SD 29	Punt
7	12:27	10:54	1:33	Punt	SD 45	3	42	13	55	2	JAX 44	Touchdown
8	9:39	7:52	1:47	Punt	SD 19	4	14	0	14	1	SD 33	Punt
9	7:06	2:48	4:18	Punt	SD 7	7	73	20	93	4	JAX 45	Touchdown
10	12:54	7:00	5:54	Kickoff	JAX 43	11	31	5	36	4	* JAX 7	Field Goal
11	4:48	3:34	1:14	Downs	SD 17	3	8	-5	3	0	SD 20	Punt
12	1:04	0:00	1:04	Kickoff	JAX 43	2	-1	0	-1	0	JAX 44	End of Game

(483) Average SD 40

### \* inside opponent's 20

#### Time of Possession by Quarter

	1st	2nd	3rd	4th	OT	Total
Visitor Jacksonville Jaguars	3:46	7:12	7:22	6:48		25:08
Home San Diego Chargers	11:14	7:48	7:38	8:12		34:52

#### Kickoff Drive No.-Start Average

Jaguars: 7 - JAX 24

Chargers: 1 - SD 25

Jacksonville Jaguars vs San Diego Chargers  
9/18/2016 at Qualcomm Stadium

# Final Defensive Statistics

Jacksonville Jaguars	Regular Defensive Plays											Special Teams					Misc			
	TKL	AST	COMB	SK	/ YDS	TFL	Q	IN	PD	FF	FR	TKL	AST	FF	FR	BL	TKL	AST	FF	FR
P.Posluszny	6	5	11	0	0	0	0	0	0	0	0	0	0	0	0	0	0	0	0	0
T.Smith	7	2	9	0	0	2	0	0	0	0	0	1	0	0	0	0	0	0	0	0
J.Cyprien	5	2	7	0	0	0	0	0	0	0	0	1	0	0	0	0	0	0	0	0
J.Ramsey	6	0	6	0	0	1	0	0	0	0	0	0	0	0	0	0	0	0	0	0
D.Fowler	5	1	6	2	12	2	2	0	0	0	0	0	0	0	0	0	0	0	0	0
R.Miller	5	0	5	0	0	2	0	0	0	0	0	0	0	0	0	0	0	0	0	0
D.House	3	2	5	0	0	0	0	0	0	0	0	0	0	0	0	0	0	0	0	0
T.Gipson	3	0	3	0	0	0	0	0	0	0	0	0	0	0	0	0	0	0	0	0
Y.Ngakoue	2	1	3	1	1	0	0	0	0	1	0	0	0	0	0	0	0	0	0	0
D.Gratz	2	0	2	0	0	0	0	0	0	0	0	0	0	0	0	0	0	0	0	0
M.Jack	2	0	2	0	0	0	0	0	0	0	0	0	0	0	0	0	0	0	0	0
M.Jackson	1	1	2	0	0	0	0	0	0	0	0	0	0	0	0	0	0	0	0	0
H.Pullard	1	1	2	0	0	0	0	0	0	0	0	0	0	0	0	0	0	0	0	0
A.Jones	0	1	1	0	0	0	0	0	0	0	0	0	0	0	0	0	0	0	0	0
N.Sterling	0	0	0	0	0	0	0	0	0	0	0	0	0	0	0	0	0	0	0	0
B.Koyack	0	0	0	0	0	0	0	0	0	0	0	0	0	0	0	0	0	0	0	0
M.Lee	0	0	0	0	0	0	0	0	0	0	0	0	0	0	0	0	1	0	0	0
J.Parnell	0	0	0	0	0	0	0	0	0	0	0	0	0	0	0	0	1	0	0	0
A.Cann	0	0	0	0	0	0	0	0	0	0	0	0	0	0	0	0	1	0	0	0
<b>Total</b>	<b>48</b>	<b>16</b>	<b>64</b>	<b>3</b>	<b>13</b>	<b>7</b>	<b>2</b>	<b>0</b>	<b>0</b>	<b>1</b>	<b>1</b>	<b>3</b>	<b>0</b>	<b>0</b>	<b>0</b>	<b>0</b>	<b>3</b>	<b>0</b>	<b>0</b>	<b>0</b>

TKL = Tackle AST = Assist COMB = Combined QH=QB Hit IN = Interception PD = Pass Defense FF = Forced Fumble FR = Fumble Recovery

San Diego Chargers	Regular Defensive Plays											Special Teams					Misc			
	TKL	AST	COMB	SK	/ YDS	TFL	QH	IN	PD	FF	FR	TKL	AST	FF	FR	BL	TKL	AST	FF	FR
D.Lowery	7	1	8	0	0	0	0	0	1	0	0	0	0	0	0	0	0	0	0	0
B.Flowers	5	2	7	0	0	1	0	0	1	0	0	0	0	0	0	0	0	0	0	0
J.Addae	6	0	6	0	0	2	0	0	1	0	0	0	0	0	0	0	0	0	0	0
J.Brown	4	1	5	0	0	1	0	0	1	0	0	0	1	0	0	0	0	0	0	0
D.Perryman	3	1	4	0	0	0	0	0	1	0	0	0	0	0	0	0	0	0	0	0
M.Te'o	1	3	4	0	0	0	0	0	0	0	0	0	0	0	0	0	0	0	0	0
M.Ingram	3	0	3	2	10	1	2	0	0	1	0	0	0	0	0	0	0	0	0	0
C.Hayward	3	0	3	0	0	0	0	2	2	0	0	1	0	0	0	0	0	0	0	0
C.Reid	2	0	2	0	0	1	0	0	1	0	0	0	0	0	0	0	0	0	0	0
C.Mager	2	0	2	0	0	1	0	0	0	0	0	1	0	0	0	0	0	0	0	0
J.Verrett	1	1	2	0	0	0	0	0	1	0	0	0	0	0	0	0	0	0	0	0
D.McCoil	1	0	1	0	0	0	0	0	1	0	0	0	0	0	0	0	0	0	0	0
P.Desir	1	0	1	0	0	0	0	0	1	0	0	0	0	0	0	0	0	0	0	0
C.Liuget	1	0	1	0	0	0	0	0	0	0	1	0	0	0	0	0	0	0	0	0
K.Emanuel	1	0	1	0	0	0	0	0	0	0	0	0	0	0	0	0	0	0	0	0
D.Philon	0	0	0	0	0	0	1	0	0	0	0	0	0	0	0	0	0	0	0	0
T.Williams	0	0	0	0	0	0	0	0	1	0	0	0	0	0	0	0	0	0	0	0
J.Perry	0	0	0	0	0	0	0	0	0	0	0	1	0	0	0	0	0	0	0	0
J.Attaochu	0	0	0	0	0	0	0	0	0	0	0	1	0	0	0	0	0	0	0	0
D.Stuckey	0	0	0	0	0	0	0	0	0	0	0	1	0	0	0	0	0	0	0	0
D.Inman	0	0	0	0	0	0	0	0	0	0	0	0	0	0	0	0	1	0	0	0
<b>Total</b>	<b>41</b>	<b>9</b>	<b>50</b>	<b>2</b>	<b>10</b>	<b>7</b>	<b>3</b>	<b>2</b>	<b>12</b>	<b>1</b>	<b>1</b>	<b>5</b>	<b>1</b>	<b>0</b>	<b>0</b>	<b>0</b>	<b>1</b>	<b>0</b>	<b>0</b>	<b>0</b>







## Play By Play

## First Quarter

9/18/2016

JAX wins the coin toss and elects to defer. SD elects to Receive, and JAX elects to defend the east goal.

J.Myers kicks 65 yards from JAX 35 to end zone, Touchback.

## San Diego Chargers at 15:00

1-10-SD 25	(15:00) M.Gordon right tackle to SD 27 for 2 yards (R.Miller, P.Posluszny).	
2-8-SD 27	(14:25) (Shotgun) P.Rivers pass short middle to A.Gates to SD 33 for 6 yards (T.Smith, P.Posluszny).	
3-2-SD 33	(13:40) (Shotgun) M.Gordon up the middle to SD 40 for 7 yards (T.Smith).	R1
<u>1-10-SD 40</u>	(13:02) P.Rivers pass short left to T.Benjamin pushed ob at JAX 49 for 11 yards (J.Ramsey).	P2
<u>1-10-JAX 49</u>	(12:30) D.Woodhead right guard to JAX 47 for 2 yards (T.Smith).	
2-8-JAX 47	(11:52) M.Gordon right end to JAX 26 for 21 yards (T.Gipson, J.Cyprien).	R3
<u>1-10-JAX 26</u>	(11:07) (Shotgun) D.Woodhead right tackle to JAX 3 for 23 yards (P.Posluszny).	R4
<u>1-3-JAX 3</u>	<b>(10:17) (Shotgun) M.Gordon up the middle for 3 yards, TOUCHDOWN.</b>	R5
J.Lambo extra point is GOOD, Center-M.Windt, Holder-D.Kaser.		

<b>JAX 0 SD 7, 8 plays, 75 yards, 4:46 drive, 4:46 elapsed</b>
--

J.Lambo kicks 70 yards from SD 35 to JAX -5. C.Grant to JAX 19 for 24 yards (J.Perry).

## Jacksonville Jaguars at 10:14, (1st play from scrimmage 10:09)

1-10-JAX 19	(10:09) <i>PENALTY on JAX-J.Thomas, False Start, 5 yards, enforced at JAX 19 - No Play.</i>	
1-15-JAX 14	(10:09) T.Yeldon up the middle to JAX 13 for -1 yards (J.Addae, M.Te'o).	
2-16-JAX 13	(9:38) B.Bortles pass short right to T.Yeldon to JAX 11 for -2 yards (B.Flowers).	
3-18-JAX 11	(8:55) (Shotgun) B.Bortles pass short middle to M.Lewis to JAX 24 for 13 yards (J.Addae, D.Lowery).	
4-5-JAX 24	(8:16) B.Nortman punts 43 yards to SD 33, Center-C.Tinker, downed by JAX-A.Benn.	

## San Diego Chargers at 8:04

1-10-SD 33	(8:04) P.Rivers pass short right to T.Benjamin to SD 42 for 9 yards (J.Cyprien).	
2-1-SD 42	(7:20) (Shotgun) D.Woodhead up the middle to SD 44 for 2 yards (M.Jackson, P.Posluszny).	R6
<u>1-10-SD 44</u>	(6:43) M.Gordon left tackle to SD 48 for 4 yards (J.Ramsey, P.Posluszny).	
2-6-SD 48	(6:05) M.Gordon right guard to SD 46 for -2 yards (R.Miller).	
3-8-SD 46	(5:24) (Shotgun) P.Rivers pass incomplete short right to D.Inman.	
4-8-SD 46	(5:16) D.Kaser punts 48 yards to JAX 6, Center-M.Windt. R.Greene to JAX 14 for 8 yards (C.Mager).	

## Jacksonville Jaguars at 5:04

1-10-JAX 14	(5:04) (Shotgun) T.Yeldon right end to JAX 18 for 4 yards (C.Hayward).	
2-6-JAX 18	(4:25) T.Yeldon left tackle to JAX 20 for 2 yards (C.Liuget, D.Perryman).	
3-4-JAX 20	(3:40) (Shotgun) B.Bortles pass short middle intended for M.Lee INTERCEPTED by C.Hayward at JAX 32. C.Hayward to JAX 34 for -2 yards (M.Lee).	

## San Diego Chargers at 3:28

1-10-JAX 34	(3:28) M.Gordon right guard to JAX 32 for 2 yards (P.Posluszny, D.House).	
2-8-JAX 32	(2:55) (Shotgun) P.Rivers pass short right to D.Woodhead to JAX 28 for 4 yards (T.Smith). SD-D.Woodhead was injured during the play.	
3-4-JAX 28	(2:15) (Shotgun) P.Rivers pass short right to A.Gates to JAX 21 for 7 yards (P.Posluszny, D.House).	P7
<u>1-10-JAX 21</u>	(1:40) M.Gordon right end to JAX 17 for 4 yards (P.Posluszny).	
2-6-JAX 17	(1:06) (Shotgun) M.Gordon up the middle to JAX 18 for -1 yards (T.Smith).	
3-7-JAX 18	(:22) (Shotgun) P.Rivers pass short middle to Ty.Williams to JAX 6 for 12 yards (J.Ramsey).	P8

## END OF QUARTER

	Score	Time Poss	First Downs				Efficiencies	
			R	P	X	T	3 Down	4 Down
Jacksonville Jaguars	0	3:46	0	0	0	0	0/2	0/0
San Diego Chargers	7	11:14	5	3	0	8	3/4	0/0

## Second Quarter

9/18/2016

## Play By Play

San Diego Chargers continued.

1-6-JAX 6 (15:00) P.Rivers pass short left to T.Benjamin for 6 yards, TOUCHDOWN.

P9

J.Lambo extra point is GOOD, Center-M.Windt, Holder-D.Kaser.

JAX 0 SD 14, 7 plays, 34 yards, 3:34 drive, 0:06 elapsed

J.Lambo kicks 65 yards from SD 35 to end zone, Touchback.

## Jacksonville Jaguars at 14:54

1-10-JAX 25 (14:54) B.Bortles pass deep middle to A.Hurns to JAX 44 for 19 yards (D.Lowery).

P1

1-10-JAX 44 (14:21) T.Yeldon right end to SD 41 for 15 yards (M.Ingram).

R2

1-10-SD 41 (13:37) B.Bortles pass incomplete deep middle to J.Thomas.

2-10-SD 41 (13:30) (Shotgun) B.Bortles pass short left to M.Lee to SD 35 for 6 yards (D.Lowery, B.Flowers).

Timeout #1 by SD at 12:50.

3-4-SD 35 (12:50) (Shotgun) B.Bortles pass short left to T.Yeldon to SD 36 for -1 yards (J.Brown, M.Te'o).

4-5-SD 36 (12:11) J.Myers 54 yard field goal is No Good, Wide Right, Center-C.Tinker, Holder-B.Nortman.

## San Diego Chargers at 12:05

1-10-SD 44 (12:05) (Shotgun) P.Rivers pass deep right to T.Benjamin to JAX 13 for 43 yards (T.Gipson).

P10

1-10-JAX 13 (11:32) M.Gordon up the middle to JAX 11 for 2 yards (D.Fowler).

2-8-JAX 11 (10:50) (Shotgun) P.Rivers pass incomplete short middle to A.Gates.

3-8-JAX 11 (10:45) (Shotgun) P.Rivers pass short right to D.Inman to JAX 4 for 7 yards (D.Gratz, T.Smith).

4-1-JAX 4 (10:21) (No Huddle) PENALTY on JAX-S.Marks, Defensive Offside, 2 yards, enforced at JAX 4 - No Play.

X11

1-2-JAX 2 (9:58) (Shotgun) P.Rivers pass short left to A.Gates for 2 yards, TOUCHDOWN.

P12

J.Lambo extra point is GOOD, Center-M.Windt, Holder-D.Kaser.

JAX 0 SD 21, 5 plays, 56 yards, 1 penalty, 2:11 drive, 5:06 elapsed

J.Lambo kicks 65 yards from SD 35 to end zone, Touchback.

## Jacksonville Jaguars at 9:54

1-10-JAX 25 (9:54) T.Yeldon right end to JAX 31 for 6 yards (J.Addae, D.Perryman).

PENALTY on JAX-J.Parnell, Offensive Holding, 10 yards, enforced at JAX 25 - No Play.

1-20-JAX 15 (9:46) B.Bortles pass incomplete short left to A.Robinson.

2-20-JAX 15 (9:40) (Shotgun) B.Bortles pass short middle to R.Greene to JAX 22 for 7 yards (B.Flowers).

3-13-JAX 22 (9:00) (Shotgun) B.Bortles sacked at JAX 18 for -4 yards (M.Ingram). FUMBLES (M.Ingram) [M.Ingram], RECOVERED by SD-C.Liuget at JAX 18. C.Liuget to JAX 18 for no gain (J.Parnell). SD-B.Flowers was injured during the play.

## San Diego Chargers at 8:49

1-10-JAX 18 (8:49) P.Rivers pass short middle to M.Gordon to JAX 14 for 4 yards (P.Posluszny).

2-6-JAX 14 (8:18) M.Gordon up the middle to JAX 11 for 3 yards (R.Miller, Y.Ngakoue).

3-3-JAX 11 (7:29) (Shotgun) M.Gordon up the middle to JAX 3 for 8 yards (J.Cyprien, P.Posluszny).

R13

1-3-JAX 3 (6:45) (Shotgun) M.Gordon up the middle to JAX 1 for 2 yards (J.Cyprien, D.Fowler).

2-1-JAX 1 (5:52) M.Gordon up the middle to JAX 1 for no gain (P.Posluszny). SD-O.Franklin was injured during the play.

PENALTY on JAX-J.Odrick, Defensive Offside, 0 yards, enforced at JAX 1 - No Play.

2-1-JAX 1 (5:33) P.Rivers pass incomplete short right.

PENALTY on JAX-H.Pullard, Defensive Holding, 0 yards, enforced at JAX 1 - No Play.

X14

1-1-JAX 1 (5:26) PENALTY on SD-S.McGrath, False Start, 4 yards, enforced at JAX 1 - No Play.

1-5-JAX 5 (5:26) (Shotgun) P.Rivers pass incomplete short middle to Ty.Williams.

2-5-JAX 5 (5:22) (Shotgun) P.Rivers sacked at JAX 9 for -4 yards (Y.Ngakoue). FUMBLES (Y.Ngakoue), RECOVERED by JAX-J.Cyprien at JAX 6. J.Cyprien to JAX 6 for no gain (D.Inman).

## Jacksonville Jaguars at 5:13

1-10-JAX 6 (5:13) (Shotgun) B.Bortles pass incomplete short left to T.Yeldon.

PENALTY on SD-D.Perryman, Defensive Pass Interference, 14 yards, enforced at JAX 6 - No Play.

X3

1-10-JAX 20 (5:08) (Shotgun) B.Bortles pass short right to T.Yeldon to JAX 27 for 7 yards (D.Perryman).

2-3-JAX 27 (4:31) (Shotgun) T.Yeldon left guard to JAX 32 for 5 yards (B.Flowers).

R4

1-10-JAX 32 (3:58) (Shotgun) B.Bortles pass short left to T.Yeldon pushed ob at JAX 39 for 7 yards (J.Addae).

2-3-JAX 39 (3:31) B.Bortles pass short middle to J.Thomas to SD 39 for 22 yards (D.Lowery).

P5

1-10-SD 39 (3:01) (Shotgun) B.Bortles pass deep left intended for R.Greene INTERCEPTED by C.Hayward at SD 0. C.Hayward ran ob at SD 31 for 31 yards (A.Cann).

**Jacksonville Jaguars vs San Diego Chargers at Qualcomm Stadium**

**San Diego Chargers at 2:46**

1-10-SD 31 (2:46) (Shotgun) P.Rivers sacked at SD 25 for -6 yards (D.Fowler).

Two-Minute Warning

2-16-SD 25 (2:00) (Shotgun) P.Rivers pass short left to M.Gordon to SD 28 for 3 yards (J.Ramsey).

3-13-SD 28 (1:12) (Shotgun) M.Gordon up the middle to SD 29 for 1 yard (Y.Ngakoue).

Timeout #1 by JAX at 01:06.

4-12-SD 29 (1:06) D.Kaser punts 56 yards to JAX 15, Center-M.Windt. R.Greene to JAX 16 for 1 yard (J.Attaochu).

*PENALTY on JAX-J.Johnson, Offensive Holding, 8 yards, enforced at JAX 16.*

**Jacksonville Jaguars at 0:51**

1-10-JAX 8 (:51) (Shotgun) B.Bortles pass short left to J.Thomas to JAX 16 for 8 yards (J.Addae).

2-2-JAX 16 (:33) (Shotgun) B.Bortles pass short left to J.Thomas to JAX 40 for 24 yards (C.Hayward, J.Brown). P6

Timeout #2 by JAX at 00:26.

1-10-JAX 40 (:26) (Shotgun) B.Bortles pass short left to M.Lee pushed ob at SD 38 for 22 yards (C.Hayward). P7

Timeout #2 by SD at 00:16.

1-10-SD 38 (:16) (Shotgun) B.Bortles sacked at SD 44 for -6 yards (M.Ingram).

Timeout #3 by JAX at 00:09.

Timeout #3 by SD at 00:09.

2-16-SD 44 (:09) (Shotgun) B.Bortles pass short right to T.Yeldon to SD 48 for -4 yards (J.Addae).

**END OF QUARTER**

		<b>Time Poss</b>	<b>First Downs</b>				<b>Efficiencies</b>	
	<b>Score</b>		<b>R</b>	<b>P</b>	<b>X</b>	<b>T</b>	<b>3 Down</b>	<b>4 Down</b>
<b>Jacksonville Jaguars</b>	<b>0</b>	<b>7:12</b>	<b>2</b>	<b>4</b>	<b>1</b>	<b>7</b>	<b>0/2</b>	<b>0/0</b>
<b>San Diego Chargers</b>	<b>21</b>	<b>7:48</b>	<b>1</b>	<b>3</b>	<b>2</b>	<b>6</b>	<b>1/3</b>	<b>0/0</b>

## Third Quarter

9/18/2016

## Play By Play

JAX elects to Receive, and SD elects to defend the West goal.

J.Lambo kicks 61 yards from SD 35 to JAX 4. C.Grant to JAX 24 for 20 yards (D.Stuckey, J.Brown).

**Jacksonville Jaguars at 15:00, (1st play from scrimmage 14:55)**

- 1-10-JAX 24 (14:55) T.Yeldon right tackle to JAX 25 for 1 yard (D.Perryman).  
 2-9-JAX 25 (14:17) T.Yeldon up the middle to JAX 27 for 2 yards (K.Emanuel).  
 3-7-JAX 27 (13:39) (Shotgun) B.Bortles pass short left to J.Thomas to JAX 31 for 4 yards (J.Brown).  
*PENALTY on JAX-L.Joeckel, Offensive Holding, 10 yards, enforced at JAX 27 - No Play.*  
 3-17-JAX 17 (13:13) (Shotgun) B.Bortles pass short right to T.Yeldon to JAX 25 for 8 yards (J.Brown).  
 4-9-JAX 25 (12:35) B.Nortman punts 39 yards to SD 36, Center-C.Tinker. T.Benjamin pushed ob at SD 45 for 9 yards (N.Sterling).

**San Diego Chargers at 12:27**

- 1-10-SD 45 (12:27) P.Rivers pass incomplete short right to D.Inman.  
*PENALTY on JAX-D.House, Defensive Pass Interference, 13 yards, enforced at SD 45 - No Play.* X15  
1-10-JAX 42 (12:21) M.Gordon up the middle to JAX 43 for -1 yards (T.Smith).  
 2-11-JAX 43 (11:40) T.Benjamin left end ran ob at JAX 44 for -1 yards (J.Ramsey).  
 Timeout #1 by SD at 11:06.  
 3-12-JAX 44 (11:06) (Shotgun) P.Rivers pass short right to Ty.Williams for 44 yards, TOUCHDOWN. P16  
 J.Lambo extra point is GOOD, Center-M.Windt, Holder-D.Kaser.

<b>JAX 0 SD 28, 3 plays, 55 yards, 1 penalty, 1:33 drive, 4:06 elapsed</b>
--

J.Lambo kicks 63 yards from SD 35 to JAX 2. C.Grant to JAX 25 for 23 yards (C.Hayward).

**Jacksonville Jaguars at 10:54, (1st play from scrimmage 10:45)**

- 1-10-JAX 25 (10:45) B.Bortles pass short middle to J.Thomas to JAX 42 for 17 yards (M.Te'o). P8  
1-10-JAX 42 (10:07) (Shotgun) B.Bortles pass incomplete short right to M.Lewis (D.Perryman).  
 2-10-JAX 42 (10:02) (Shotgun) *PENALTY on JAX-L.Joeckel, False Start, 5 yards, enforced at JAX 42 - No Play.*  
 2-15-JAX 37 (10:02) (Shotgun) B.Bortles pass incomplete short left to T.Yeldon.  
 3-15-JAX 37 (9:58) (Shotgun) B.Bortles pass incomplete short left to A.Robinson.  
 4-15-JAX 37 (9:52) B.Nortman punts 56 yards to SD 7, Center-C.Tinker. T.Benjamin ran ob at SD 19 for 12 yards (B.Koyack).

**San Diego Chargers at 9:39**

- 1-10-SD 19 (9:39) (Shotgun) M.Gordon left end ran ob at SD 38 for 19 yards (T.Gipson). R17  
1-10-SD 38 (9:11) (Shotgun) P.Rivers pass short right to T.Benjamin to SD 39 for 1 yard (D.Gratz).  
 2-9-SD 39 (8:33) (Shotgun) P.Rivers pass incomplete short left to K.Farrow.  
 3-9-SD 39 (8:28) (Shotgun) P.Rivers sacked at SD 33 for -6 yards (D.Fowler).  
 4-15-SD 33 (7:58) D.Kaser punts 39 yards to JAX 28, Center-M.Windt, fair catch by R.Greene.

**Jacksonville Jaguars at 7:52**

- 1-10-JAX 28 (7:52) (Shotgun) B.Bortles pass deep left to A.Hurns ran ob at SD 48 for 24 yards [D.Philon]. P9  
1-10-SD 48 (7:33) (Shotgun) B.Bortles pass incomplete short right to A.Hurns (J.Verrett).  
 2-10-SD 48 (7:27) (Shotgun) B.Bortles pass incomplete short middle (T.Williams).  
 3-10-SD 48 (7:22) (Shotgun) B.Bortles pass incomplete deep middle to A.Hurns (J.Addae).  
 4-10-SD 48 (7:16) B.Nortman punts 41 yards to SD 7, Center-C.Tinker, downed by JAX-A.Benn.

**San Diego Chargers at 7:06**

- 1-10-SD 7 (7:06) M.Gordon up the middle to SD 15 for 8 yards (D.House).  
 2-2-SD 15 (6:24) M.Gordon up the middle to SD 18 for 3 yards (J.Cyprien). R18  
 Timeout #2 by SD at 05:38.  
1-10-SD 18 (5:38) (Shotgun) M.Gordon up the middle to SD 23 for 5 yards (D.House, T.Smith).  
 2-5-SD 23 (4:59) (Shotgun) P.Rivers pass incomplete short left to Ty.Williams.  
 3-5-SD 23 (4:55) (Shotgun) P.Rivers scrambles up the middle to SD 33 for 10 yards (P.Posluszny). R19  
1-10-SD 33 (4:10) K.Farrow up the middle to SD 36 for 3 yards (D.House).  
*PENALTY on JAX-J.Odrick, Defensive Offside, 5 yards, enforced at SD 33 - No Play.* X20  
*PENALTY on JAX-J.Odrick, Unsportsmanlike Conduct, 15 yards, enforced between downs.*  
1-10-JAX 47 (3:41) M.Gordon right end to JAX 45 for 2 yards (R.Miller, A.Jones).  
 2-8-JAX 45 (2:57) (Shotgun) P.Rivers pass deep right to T.Benjamin for 45 yards, TOUCHDOWN. P21  
 J.Lambo extra point is GOOD, Center-M.Windt, Holder-D.Kaser.

**Jacksonville Jaguars vs San Diego Chargers at Qualcomm Stadium**

**JAX 0 SD 35, 7 plays, 93 yards, 2 penalties, 4:18 drive, 12:12 elapsed**

J.Lambo kicks 65 yards from SD 35 to end zone, Touchback.

**Jacksonville Jaguars at 2:48, (1st play from scrimmage 2:47)**

- 1-10-JAX 25 (2:47) (Shotgun) B.Bortles pass short right to A.Hurns to JAX 34 for 9 yards (J.Verrett).
- 2-1-JAX 34 (2:09) (Shotgun) B.Bortles pass incomplete short middle to J.Thomas (D.Lowery).
- 3-1-JAX 34 (2:03) B.Bortles scrambles right end to JAX 37 for 3 yards (B.Flowers). R10
- 1-10-JAX 37 (1:24) (Shotgun) B.Bortles scrambles left end to SD 39 for 24 yards (D.Lowery). R11
- 1-10-SD 39 (:43) (Shotgun) B.Bortles pass incomplete deep left to M.Lee.
- 2-10-SD 39 (:38) (Shotgun) B.Bortles pass short middle to A.Robinson to SD 29 for 10 yards (C.Reid, B.Flowers). JAX-K.Beachum was injured during the play. P12
- 1-10-SD 29 (:11) (Shotgun) B.Bortles pass short left to T.Yeldon to SD 30 for -1 yards (C.Reid, M.Te'o).

**END OF QUARTER**

	Score	Time Poss	First Downs				Efficiencies	
			R	P	X	T	3 Down	4 Down
Jacksonville Jaguars	0	7:22	2	3	0	5	1/4	0/0
San Diego Chargers	35	7:38	3	2	2	7	2/3	0/0



## Fourth Quarter

9/18/2016

## Play By Play

Jacksonville Jaguars continued.

2-11-SD 30	(15:00) (Shotgun) B.Bortles pass incomplete short middle to A.Hurns (C.Reid).	
3-11-SD 30	(14:55) (Shotgun) B.Bortles pass short right to A.Hurns pushed ob at SD 23 for 7 yards (B.Flowers).	
4-4-SD 23	(14:27) (Shotgun) B.Bortles pass short left to M.Lee to SD 9 for 14 yards (J.Addae).	P13
<u>1-9-SD 9</u>	(13:42) (Shotgun) B.Bortles pass short middle to A.Hurns to SD 4 for 5 yards (J.Brown).	
2-4-SD 4	<b>(12:59) (Shotgun) B.Bortles pass short middle to M.Lewis for 4 yards, TOUCHDOWN.</b>	P14
	J.Myers extra point is GOOD, Center-C.Tinker, Holder-B.Nortman.	

<b>JAX 7 SD 35, 12 plays, 75 yards, 4:54 drive, 2:06 elapsed</b>
--

J.Myers kicks outside 8 yards from JAX 35 to JAX 43. D.Inman (didn't try to advance) to JAX 43 for no gain (T.Smith).

## San Diego Chargers at 12:54, (1st play from scrimmage 12:52)

1-10-JAX 43	(12:52) M.Gordon left end to JAX 47 for -4 yards (R.Miller).	
2-14-JAX 47	(12:09) P.Rivers pass incomplete short middle to D.Inman.	
	<i>PENALTY on JAX-J.Cyprien, Defensive Holding, 5 yards, enforced at JAX 47 - No Play.</i>	X22
<u>1-10-JAX 42</u>	(12:03) M.Gordon left end pushed ob at JAX 31 for 11 yards (T.Smith).	R23
<u>1-10-JAX 31</u>	(11:26) (Shotgun) K.Farrow left tackle to JAX 30 for 1 yard (D.Fowler).	
2-9-JAX 30	(10:47) P.Rivers pass short middle to M.Gordon to JAX 19 for 11 yards (M.Jack).	P24
<u>1-10-JAX 19</u>	(10:06) M.Gordon up the middle to JAX 16 for 3 yards (M.Jack).	
2-7-JAX 16	(9:26) K.Farrow right end to JAX 12 for 4 yards (D.House, M.Jackson).	
3-3-JAX 12	(8:40) (Shotgun) P.Rivers pass short middle to Ty.Williams to JAX 7 for 5 yards (J.Cyprien).	P25
<u>1-7-JAX 7</u>	(7:59) (Shotgun) M.Gordon right end to JAX 7 for no gain (D.Fowler, J.Cyprien).	
2-7-JAX 7	(7:16) (Shotgun) P.Rivers pass incomplete short left to A.Gates.	
3-7-JAX 7	(7:09) (Shotgun) P.Rivers pass incomplete short left to D.Inman.	
4-7-JAX 7	<b>(7:04) J.Lambo 25 yard field goal is GOOD, Center-M.Windt, Holder-D.Kaser.</b>	

<b>JAX 7 SD 38, 11 plays, 36 yards, 1 penalty, 5:54 drive, 8:00 elapsed</b>
---

J.Lambo kicks 65 yards from SD 35 to end zone, Touchback.

## Jacksonville Jaguars at 7:00

1-10-JAX 25	(7:00) (Shotgun) B.Bortles pass short left to A.Robinson to JAX 34 for 9 yards (D.Lowery, J.Verrett).	
2-1-JAX 34	(6:33) (Shotgun) D.Robinson up the middle to JAX 41 for 7 yards (D.Perryman).	R15
<u>1-10-JAX 41</u>	(6:10) (Shotgun) B.Bortles pass deep left to A.Robinson to SD 24 for 35 yards (D.Lowery).	P16
<u>1-10-SD 24</u>	(5:32) (Shotgun) B.Bortles pass incomplete short right to R.Greene (B.Flowers).	
2-10-SD 24	(5:27) (Shotgun) B.Bortles pass short left to D.Robinson pushed ob at SD 17 for 7 yards (D.Lowery).	
3-3-SD 17	(5:01) (Shotgun) B.Bortles pass incomplete short left to D.Robinson (J.Brown). SD-J.Addae was injured during the play. JAX-D.Robinson was injured during the play.	
4-3-SD 17	(4:52) (Shotgun) B.Bortles pass incomplete deep middle to A.Hurns (D.McCoil).	

## San Diego Chargers at 4:48

1-10-SD 17	(4:48) K.Farrow up the middle to SD 21 for 4 yards (J.Ramsey, H.Pullard).	
	Timeout #1 by JAX at 04:39.	
2-6-SD 21	(4:39) K.Farrow up the middle to SD 25 for 4 yards (H.Pullard).	
3-2-SD 25	(3:52) (Shotgun) <i>PENALTY on SD-K.Clemens, Delay of Game, 5 yards, enforced at SD 25 - No Play.</i>	
3-7-SD 20	(3:50) (Shotgun) K.Clemens pass incomplete deep right to Ty.Williams.	
4-7-SD 20	(3:41) D.Kaser punts 30 yards to JAX 50, Center-M.Windt, out of bounds.	
	<i>PENALTY on JAX-D.Skuta, Offensive Holding, 10 yards, enforced at 50.</i>	

## Jacksonville Jaguars at 3:34

1-10-JAX 40	(3:34) (Shotgun) B.Bortles pass short right to A.Benn to JAX 49 for 9 yards (J.Brown).	
2-1-JAX 49	(3:09) (Shotgun) B.Bortles pass short left to T.Yeldon to JAX 45 for -4 yards (C.Mager).	
3-5-JAX 45	(2:31) (Shotgun) B.Bortles scrambles up the middle to SD 48 for 7 yards (C.Mager).	R17
<u>1-10-SD 48</u>	(2:01) (Shotgun) B.Bortles pass incomplete short middle to J.Thomas.	

Two-Minute Warning

2-10-SD 48	(1:58) (Shotgun) B.Bortles pass deep middle to M.Lee to SD 31 for 17 yards (D.McCoil).	P18
<u>1-10-SD 31</u>	(1:37) (Shotgun) B.Bortles pass incomplete short left to A.Benn (P.Desir).	
2-10-SD 31	(1:30) (Shotgun) B.Bortles pass short right to M.Lee to SD 15 for 16 yards (P.Desir). SD-C.Hayward was injured during the play.	P19

**Jacksonville Jaguars vs San Diego Chargers at Qualcomm Stadium**

Timeout #3 by SD at 01:18.

1-10-SD 15 (1:18) (Shotgun) B.Bortles pass incomplete short right to A.Hurns.

2-10-SD 15 (1:12) (Shotgun) B.Bortles pass short middle to C.Grant for 15 yards, TOUCHDOWN.

J.Myers extra point is GOOD, Center-C.Tinker, Holder-B.Nortman.

<b>JAX 14 SD 38, 9 plays, 60 yards, 2:30 drive, 13:56 elapsed</b>
---

J.Myers kicks inside 13 yards from JAX 35 to JAX 48, out of bounds.

*PENALTY on JAX-J.Myers, Offside on Free Kick, 5 yards, enforced at JAX 48.*

**San Diego Chargers at 1:04, (1st play from scrimmage 1:03)**

1-10-JAX 43 (1:03) K.Clemens kneels, dead ball declared at JAX 44 for -1 yards.

2-11-JAX 44 (:38) K.Clemens kneels, dead ball declared at JAX 44 for no gain.

**END OF QUARTER**

	Score	Time Poss	First Downs				Efficiencies	
			R	P	X	T	3 Down	4 Down
Jacksonville Jaguars	14	6:48	2	6	0	8	1/3	1/2
San Diego Chargers	38	8:12	1	2	1	4	1/3	0/0

# Miscellaneous Statistics Report

Jacksonville Jaguars vs San Diego Chargers  
9/18/2016 at Qualcomm Stadium

## Ten Longest Plays for Jacksonville Jaguars

Yards	Qtr	Play Start	Play Description
35	4	1-10-JAX 41	(6:10) (Shotgun) B.Bortles pass deep left to A.Robinson to SD 24 for 35 yards (D.Lowery).
24	2	2-2-JAX 16	(:33) (Shotgun) B.Bortles pass short left to J.Thomas to JAX 40 for 24 yards (C.Hayward, J.Brown).
24	3	1-10-JAX 28	(7:52) (Shotgun) B.Bortles pass deep left to A.Hurns ran ob at SD 48 for 24 yards [D.Philon].
24	3	1-10-JAX 37	(1:24) (Shotgun) B.Bortles scrambles left end to SD 39 for 24 yards (D.Lowery).
22	2	2-3-JAX 39	(3:31) B.Bortles pass short middle to J.Thomas to SD 39 for 22 yards (D.Lowery).
22	2	1-10-JAX 40	(:26) (Shotgun) B.Bortles pass short left to M.Lee pushed ob at SD 38 for 22 yards (C.Hayward).
19	2	1-10-JAX 25	(14:54) B.Bortles pass deep middle to A.Hurns to JAX 44 for 19 yards (D.Lowery).
17	3	1-10-JAX 25	(10:45) B.Bortles pass short middle to J.Thomas to JAX 42 for 17 yards (M.Te'o).
17	4	2-10-SD 48	(1:58) (Shotgun) B.Bortles pass deep middle to M.Lee to SD 31 for 17 yards (D.McCoil).
16	4	2-10-SD 31	(1:30) (Shotgun) B.Bortles pass short right to M.Lee to SD 15 for 16 yards (P.Desir). SD-C.Hayward was injured during the play.

## Ten Longest Plays for San Diego Chargers

Yards	Qtr	Play Start	Play Description
45	3	2-8-JAX 45	(2:57) (Shotgun) P.Rivers pass deep right to T.Benjamin for 45 yards, TOUCHDOWN.
44	3	3-12-JAX 44	(11:06) (Shotgun) P.Rivers pass short right to Ty.Williams for 44 yards, TOUCHDOWN.
43	2	1-10-SD 44	(12:05) (Shotgun) P.Rivers pass deep right to T.Benjamin to JAX 13 for 43 yards (T.Gipson).
23	1	1-10-JAX 26	(11:07) (Shotgun) D.Woodhead right tackle to JAX 3 for 23 yards (P.Posluszny).
21	1	2-8-JAX 47	(11:52) M.Gordon right end to JAX 26 for 21 yards (T.Gipson, J.Cyprien).
19	3	1-10-SD 19	(9:39) (Shotgun) M.Gordon left end ran ob at SD 38 for 19 yards (T.Gipson).
12	1	3-7-JAX 18	(:22) (Shotgun) P.Rivers pass short middle to Ty.Williams to JAX 6 for 12 yards (J.Ramsey).
11	1	1-10-SD 40	(13:02) P.Rivers pass short left to T.Benjamin pushed ob at JAX 49 for 11 yards (J.Ramsey).
11	4	1-10-JAX 42	(12:03) M.Gordon left end pushed ob at JAX 31 for 11 yards (T.Smith).
11	4	2-9-JAX 30	(10:47) P.Rivers pass short middle to M.Gordon to JAX 19 for 11 yards (M.Jack).

## Touchdown Scoring Information

		Offense	Defense	Special Teams
<b>VISITOR</b>	Jacksonville Jaguars	2	0	0
<b>HOME</b>	San Diego Chargers	5	0	0

## Player Scoring Information

Club	Player	TD	Rush TD	Rec TD	KO TD	Punt TD	Int TD	Fum TD	Misc TD	FG	XP	2Pt Rush	2Pt Rec	Sfty	Points
JAX	M.Lewis	0	0	1	0	0	0	0	0	0	0	0	0	0	6
JAX	C.Grant	0	0	1	0	0	0	0	0	0	0	0	0	0	6
JAX	J.Myers	0	0	0	0	0	0	0	0	0	2	0	0	0	2
SD	T.Benjamin	0	0	2	0	0	0	0	0	0	0	0	0	0	12
SD	J.Lambo	0	0	0	0	0	0	0	0	1	5	0	0	0	8
SD	M.Gordon	0	1	0	0	0	0	0	0	0	0	0	0	0	6
SD	Ty.Williams	0	0	1	0	0	0	0	0	0	0	0	0	0	6
SD	A.Gates	0	0	1	0	0	0	0	0	0	0	0	0	0	6

## Possession Detail

	First Half		Second Half		Game	
	Visitor	Home	Visitor	Home	Visitor	Home
Largest Lead	0	21	0	35	0	35
Drives Leading	0	5	0	6	0	11
Time of Possession Leading	0:00	14:16	0:00	15:50	0:00	30:06
Largest Deficit	-21	0	-35	0	-35	0
Drives Trailing	6	0	6	0	12	0
Time of Possession Trailing	10:58	0:00	14:10	0:00	25:08	0:00
Times Score Tied Up		0		0		0
Lead Changes		1		0		1

# Playtime Percentage

*Percent of playtime per player on offense, defense and special teams*

Jacksonville Jaguars					San Diego Chargers								
		Offense	Defense	Special Teams			Offense	Defense	Special Teams				
J Parnell	T	66	100%	3	11%	J Barksdale	T	68	100%	6	22%		
A Cann	G	66	100%	3	11%	M Slauson	C	68	100%				
B Linder	G	66	100%	3	11%	K Dunlap	T	63	93%	5	19%		
L Joeckel	T	66	100%	3	11%	P Rivers	QB	63	93%				
B Bortles	QB	66	100%			O Franklin	G	62	91%	6	22%		
J Thomas	TE	61	92%			D Inman	WR	59	87%	2	7%		
A Hurns	WR	58	88%			D Fluker	G	58	85%	6	22%		
A Robinson	WR	57	86%	1	4%	M Gordon	RB	51	75%				
K Beachum	T	44	67%	1	4%	T Williams	WR	50	74%	1	4%		
T Yeldon	RB	44	67%			T Benjamin	WR	44	65%	4	15%		
M Lee	WR	42	64%			H Henry	TE	39	57%	8	30%		
P Oameh	G	22	33%	9	33%	A Gates	TE	36	53%				
M Lewis	TE	22	33%			S McGrath	TE	22	32%	4	15%		
R Greene	WR	17	26%	4	15%	S Pulley	C	16	24%	7	26%		
D Robinson	RB	12	18%	1	4%	D Watt	FB	14	21%	14	52%		
C Grant	RB	7	11%	17	63%	K Farrow	RB	13	19%				
A Benn	WR	6	9%	17	63%	C Hairston	T	7	10%	6	22%		
N Sterling	WR	3	5%	9	33%	I Burse	WR	5	7%	2	7%		
B Koyack	TE	1	2%	13	48%	K Clemens	QB	5	7%				
J Ramsey	CB		68	100%	12	44%	D Woodhead	RB	5	7%			
T Gipson	FS		64	94%	7	26%	D Lowery	FS		57	86%	6	22%
J Cyprien	SS		64	94%	6	22%	M Te'o	LB		57	86%	2	7%
T Smith	LB		61	90%	2	7%	B Flowers	CB		55	83%	2	7%
D House	CB		60	88%	3	11%	J Addae	SS		55	83%		
P Posluszny	LB		52	76%	6	22%	J Verrett	CB		54	82%	1	4%
Y Ngakoué	DE		42	62%			C Hayward	CB		44	67%	12	44%
M Jackson	DT		41	60%	6	22%	M Ingram	LB		41	62%	1	4%
J Odrick	DE		41	60%	4	15%	C Liuget	DT		40	61%	2	7%
D Gratz	CB		39	57%	8	30%	K Emanuel	LB		39	59%	13	48%
A Jones	DT		37	54%	11	41%	D Philon	DE		38	58%		
D Fowler	DE		36	53%			D Perryman	LB		32	48%		
S Marks	DT		31	46%	6	22%	J Brown	LB		31	47%	17	63%
R Miller	DT		31	46%			J Attaochu	LB		30	45%	13	48%
D Skuta	LB		29	43%	23	85%	T Palepoi	DT		25	38%	11	41%
M Jack	LB		16	24%	9	33%	C Reid	DT		24	36%	3	11%
S Day	DT		16	24%	3	11%	T Williams	LB		23	35%	9	33%
H Pullard	LB		7	10%	16	59%	B Mebane	NT		21	32%	4	15%
J Wilson	SS		6	9%	15	56%	C Mager	CB		16	24%	21	78%
J Johnson	CB		4	6%	4	15%	D McCoil	FS		14	21%	16	59%
A Brown	LB		1	1%	24	89%	P Desir	CB		12	18%	5	19%
P Thompson	FS			18	67%		D Stuckey	FS		9	14%	21	78%
T Shatley	G			10	37%		N Dzubnar	LB		9	14%	19	70%
C Tinker	LS			7	26%		J Perry	LB			15	56%	
B Nortman	P			7	26%		J Lambo	K			13	48%	
J Myers	K			6	22%								

D Kaser	P	10	37%
M Windt	LS	10	37%





# **TRANSCRIPTS**

**REGULAR SEASON WEEK 3 vs. BALTIMORE**

*The following material is the copyrighted property of Jacksonville Jaguars, LLC. The material is not being made available to, and is not to be used by, any individuals other than members of the media that have been accredited by Jacksonville Jaguars, LLC. The materials may be used for the purpose of providing limited amounts of quotable excerpts for use in connection with news reports and articles created by such members of the media. Any other use is strictly prohibited. The material is not to be shared with any third parties. The material may not be duplicated, reproduced, published or distributed without the prior written consent of Jacksonville Jaguars, LLC.*



**JAGUARS HEAD COACH GUS BRADLEY  
MONDAY, SEPTEMBER 19, 2015**

(On pressuring Philip Rivers) "I don't know the total numbers of pressures that we did. I felt like up front and some of the pressures, we got more pressure than we did last week. We got good push from Malik [Jackson] and Dante [Fowler's] two sacks he had and Yannick [Ngakoue]. We knew he was going to get rid of the ball quickly. We did some man pressures, they hit us on crossers. We just switched it up at times to get more people in coverage on the quick releases."

(On the disappointment from the game) "Yeah. We talk about the truth. There was not much good to take from the game. You look at all four quarters. We're well aware that as a team we did not play very well. It wasn't to our standard. You try to find some things that are positive, and I'm sure there are. As a whole, when you're down 35-0 going into the fourth quarter, there's not a lot of good that took place."

(On defending the crossing patterns) "The shallow crosses, yeah. There were a couple of them that we had busts in coverage. The one that was the long touchdown, we were short a player on the perimeter. You saw Telvin (Smith) come up and make the play on [Chargers RB Danny] Woodhead. Similar coverage to that, we were just voided that player there. That was a bust. The one in the goal line area, we had linebacker help to disrupt the route and we just missed it. There's things like that that took place during the game on some of the shallow crosses. There are other chance that you just have to win. We didn't win on some of those."

(On Posluszny having to cover the shallow crossing patterns) "That was a shallow cross where we just, if it's the one that I'm thinking of that you're thinking of, we call it a help and he didn't help on the shallow cross."

(On putting a LB on the Chargers' fastest receiver) "You can look at that. There's pressures that we have that we try to disguise. If you want to be multiple in some of your looks and how you're doing pressures, that matchup is difficult. Some of our base things, I don't want to go into too much detail, there are times with Poz that the linebackers have to do that. It's something we've done before and it's not been an issue, but he has great speed there. There's things that we observe as coaches and we look at matchups and things like that, and that was a tough matchup. We all take responsibility on that one."

(On preventing this game from affecting play in the future) "I think you really rely on the character of the team. We have new team members. I know we've bounced back before. The character and the pride of this team is great. I know it's just conversations with them, the mindset, let's get this right. There wasn't a lot of good that took place yesterday. I think we've owned up to that. They'll come out, they'll work. I would say whenever you go through a game like that, there's frustration. There's frustration in the coaching staff, the players that we just didn't show up and play to the best of our abilities. That's what is frustrating. That's more of a feeling now talking to our players is that we know we have the capability of playing at a much higher level and we didn't."

(Who deserves the blame for that?) "We all take blame. It's not just the players, it's not just the coaches. I think we all shoulder the responsibility. There are things that were hard on us as coaches too. We look at certain things like matchups, just the disguise, is it worthwhile to get the pressure, certain looks. You may have difficulties in matchups. We look at that as coaches. We had a number of penalties: 13 penalties and there's probably eight or nine that were foolish penalties, completely in our control. Players have to take responsibility in that as well as coaches too. We have to be a more disciplined team. Overall, I think we all shoulder the responsibility, we all take blame for what took place yesterday. Once you do that, you've got to apply those lessons that you learned and go. We talk about learn. We have to learn from this. Learning means it gets corrected. We can talk all that we want about learning, but if it shows up again the next week, that is not learning. That's also a thing that's a message to our team."

*The following material is the copyrighted property of Jacksonville Jaguars, LLC. The material is not being made available to, and is not to be used by, any individuals other than members of the media that have been accredited by Jacksonville Jaguars, LLC. The materials may be used for the purpose of providing limited amounts of quotable excerpts for use in connection with news reports and articles created by such members of the media. Any other use is strictly prohibited. The material is not to be shared with any third parties. The material may not be duplicated, reproduced, published or distributed without the prior written consent of Jacksonville Jaguars, LLC.*

(On Blake Bortles' performance) "Blake, he acknowledged that he didn't play as well as he had hoped. I know sometimes in those situations, you're down 21-0 and you have a tendency to make big plays happen to get back quickly into the game. When you do that, at times, you get greedy. You just try to make big plays happen. I understand where he was at. He is a playmaker for us. I think there are great lessons to be learned there. He plays true to himself and stays within that realm, he plays at a very high level for us. That's the big lesson."

(On what must get better to turn the season around) "It's one game. One game that we did not play well. You take a look back and you sit back and you reevaluate things. I think we observed what happened and we interpreted what happened. Now, we have to apply it. That's where we're at now. We have to apply it. We have to take a look at these things. There are some things that are under our control like the penalties or busts that are taking place. Why are these taking place? Those are the conversations we've had as a player. Now it must be applied. We must do it in practice and it has to carry over. The accountability is strong within this team as far as we all hold each other accountable. We have to show these things on the game field."

(On playing the Chargers four years ago) "I think that's a great word. I think it does bring pause. I think when you look at it, when you get stung like that, we all had aspirations of going in there and playing at a high level, and we didn't. When we talk about getting better and being our best, that's what we're after. Surely, that did not take place yesterday. You have to dissect it, take a look at it, what led to this? Was it our preparation? Was it our mindset? Was it discipline? Those are all things that we've talked about. I cannot argue the fact, we talk about what getting better looks like and that's not what get better looks like and it is really evident."

(On if the next two games are a crossroad for this team for this season) "I think like we said earlier that word is pause and you look back and reflect on it. Looking ahead let's take a look at the next two weeks or three weeks. We have a lot to get done today. A lot of conversation. A lot of coaching that is taking place in conversation. We still are day-to-day and handling that way. We have to get right. The meeting we had with the players – they understand it too. They are professionals. They all understand that we cannot have that kind of performance. We all believe that we are a good team, but we just didn't play like we we're a good team. That's what we have to get back to."

(On if the defensive breakdowns were schematic issues or execution issues) "We had some communication errors that took place. I can think of one in particular. It was a time out. We got the call in. It wasn't a speed thing. We had a player that didn't play the call for whatever reason. You can't have busts like that. There are other ones that being on the same – it is communication and being disciplined with our assignments. The one that happened with Poz, we were misaligned. There is a corner or safety that should be back there to detour that route. It has detoured that route in the past. We had a bust. Philip checked to that play based on the look that he had. Yes, it is unfortunate to have Poz one-on-one in that situation. Usually it gets taken care of by the pre-snap look that we have, but we didn't have the pre-snap look. Those things when you are not on it, every play, with a great quarterback like this they come to haunt you. That's what this team needs to learn."

(On who will play left tackle if Kelvin Beachum is unable to play) "We'll look at all our options. We'll discuss those and see. I talked to Beachum. He feels good and is excited to get back here. Once we have a meeting with [Head Athletic Trainer] Scott [Trulock] and I will meet with the coaching staff on it. We will explore all of our options based on how his evaluation of where he is at."

(On the running game) "Today to me isn't a stat day. It's not 'we scored on this many and we had this many yards.' That is not what today is all about. With the running game you see signs. I thought that we strained in the front level. I think we need to do a better job of as far as passing some things in our zone schemes, so there is improvement that can take place there. I thought T.J. ran hard. We did get out of it. We were off schedule. The penalties put us in situations where we had long yardage and it affected the field position. You hope to establish the run game to change the time of possession and the field position. I think in the first half our starting drive was at the 13 and their starting drive was at the 47. That's not a winning formula. Getting back to getting on schedule. They did jump to a lead. We tried to get the running game going a little bit in the second half, but we got out of it quickly just because of the score of the game."

*The following material is the copyrighted property of Jacksonville Jaguars, LLC. The material is not being made available to, and is not to be used by, any individuals other than members of the media that have been accredited by Jacksonville Jaguars, LLC. The materials may be used for the purpose of providing limited amounts of quotable excerpts for use in connection with news reports and articles created by such members of the media. Any other use is strictly prohibited. The material is not to be shared with any third parties. The material may not be duplicated, reproduced, published or distributed without the prior written consent of Jacksonville Jaguars, LLC.*

(On if the next two games are a crossroad for him in terms of job security) “No. All the intention is we have to get right. You are not defined by one game. If this brings us to the right places then that’s my concern right now. To make sure this game, this experience that we had, elevates our play and takes us to the right place. That is purely all the conversation we’re having with our team right now. There are multiple examples of that taking place in the league. We have experienced it too. We’ll be fine. We’ll get back on this. Our players have been great in the meetings we’ve had. No one wants to get it more right than the players and the coaches.”

(On if Myles Jack will get more of a role on defense moving forward) “Poz is playing very well for us. I don’t know how many exact tackles he had. I know he had double-digit tackles. The trust that the players have in him, Poz was a Pro-Bowl player here. He plays at an extremely high level. He continues to grow. He continues to learn. There are things we’re asking of him. What we’re challenging him to be able to step on the field at critical times – he has to be fully aware of all the situations and his responsibilities. He’s getting better in that area. The improvement that we have seen over the past couple of weeks is exactly what we’re looking for. We just have to keep challenging him because he adds attributes that are great for this team. He has to be out there when he earns the trust of everyone. That’s what he’s doing right now. He’s putting a lot of time and work into it. Every rep that he gets is invaluable to him.”

(On the solution on offense and defense to the team’s third down woes) “That’s one of the areas we need to take a look at it. We put in time into it and find out what is taking place. Today you will find us and we will take a look at both games and analyze it and see what is taking place and how teams are playing us. The third and long situations I know defensively we didn’t play well, in the medium situations yesterday, so we’ll continue to evaluate those areas and look at coverage adjustments based on what we find out.”

(On improving on missed tackles and are those a concern) “We can improve on it, but it is a concern. An explosive play is 16 yards or greater in the pass game. You’re going to have some plays where they get 17 or 18 yards on an explosive play. What hurt us is that they had three 40-plus explosive plays, two of which were touchdowns. That hurt. That’s bad ball right there. It was from missed tackles or a bust in coverage. That part hurts right there. When you talk about explosive plays and the number of them that you give up – what do they lead to? A couple of them led to scoring drives for them. That can happen when you two explosive plays in the series, I think it jumps up to 80 percent for a scoring opportunity for the offense. That is one of our major emphasis for us. To see that long of plays take place and the result it is a concern.”

(On if there was the wrong route run on Bortles second interception) “Yeah. Our spacing wasn’t correct on that. They were too close to each other. Our spacing got off down field. We didn’t have the proper spacing.”

(On Jared Odrick’s emotion) “He became frustrated with a call out on the field. This is an emotional game, but you have to control your emotions. He brought them to the sideline and was frustrated based on what took place out there. He is someone that is held in high regard with our team. He has to understand that part of it. He does. His emotions got the best of him. His spirit got the best of him and he acknowledged that. We all have to learn to control that side of it. It is an emotional game, but it can’t go to the point where it affects the team through penalties.”



# **TEAM GAME-BY-GAME STATISTICS**

**REGULAR SEASON WEEK 3 vs. BALTIMORE**

JACKSONVILLE JAGUARS 2016 OFFENSE GAME-BY-GAME

Wk.	Date	Opp	FIRST DOWNS			3 <sup>RD</sup>	TOT. OFFENSE			RUSHING			PASSING			PUNTS			PEN.			FUM.			Tot. Tot.										
			Tot	Run	Pass		Pen	Down	Yards	Plays	Avg.	Yards	Att.	Avg.	Net	Sacks	Gross	Att./	Cmp./	Int.	Avg.	Yards	Lost	TD	Rn	Ps	Rt	Sfty	PAT	2PT	FGs	T.O.P.			
1	9/11	vs. G.B.	[L]	20	4	14	2	4/15	348	68	5.1	48	26	1.8	300	3-24	320	39	24	1	62.5	9-79	1-0	23	2	1	1	0	0	2/2	0/0	3/3	31:23		
2	9/18	at S.D	[L]	20	6	13	1	2/11	388	63	6.2	69	11	6.3	319	2-10	329	50	31	2	44.8	14-93	1-1	14	2	0	2	0	0	2/2	0/0	0/1	25:08		
3	9/25	vs. BAL																																	
4	19/2	vs. IND																																	
5	10/16	at CHI																																	
6	10/23	vs. OAK																																	
7	10/27	at TEN																																	
9	11/6	at K.C.																																	
10	11/13	vs. HOU																																	
11	11/20	at DET																																	
12	11/27	at BUF																																	
13	12/4	vs. DEN																																	
14	12/11	vs. MIN																																	
15	12/18	at HOU																																	
16	12/24	vs. TEN																																	
17	1/1	at IND																																	
<b>TOTALS:</b>				40	10	27	3	6/26	736	131	5.6	117	37	3.2	619	5-34	649	89	55	3	50.7	23-118	2-1	37	4	1	3	0	0	4/4	0/0	3/4	28:16		

JACKSONVILLE JAGUARS 2016 DEFENSE GAME-BY-GAME

Wk.	Date	Opp	FIRST DOWNS			3 <sup>RD</sup>	TOT. OFFENSE			RUSHING			PASSING			PUNTS			PEN.			FUM.			Tot. Tot.										
			Tot	Run	Pass		Pen	Down	Yards	Plays	Avg.	Yards	Att.	Avg.	Net	Sacks	Gross	Att./	Cmp./	Int.	Avg.	Yards	Lost	TD	Rn	Ps	Rt	Sfty	PAT	2PT	FGs	T.O.P.			
1	9/11	vs. G.B.	[L]	18	6	10	2	7/14	294	60	4.9	95	25	3.8	199	1-0	199	34	20	0	46	5-24	1-0	27	3	1	2	0	0	3/3	0/0	2/2	28:37		
2	9/18	at S.D	[L]	25	10	10	5	7/13	357	63	5.7	150	35	4.3	207	3-13	220	25	17	0	43.3	3-23	1-1	38	5	1	4	0	0	5/5	0/0	1/1	34:52		
3	9/25	vs. BAL																																	
4	19/2	vs. IND																																	
5	10/16	at CHI																																	
6	10/23	vs. OAK																																	
7	10/27	at TEN																																	
9	11/6	at K.C.																																	
10	11/13	vs. HOU																																	
11	11/20	at DET																																	
12	11/27	at BUF																																	
13	12/4	vs. DEN																																	
14	12/11	vs. MIN																																	
15	12/18	at HOU																																	
16	12/24	vs. TEN																																	
17	1/1	at IND																																	
<b>TOTALS:</b>			43	16	20	7	14/27	651	123	5.3	245	60	4.1	406	4-13	419	59	37	0	44.6	8-47	2-1	65	8	2	6	0	0	8/8	0/0	3/3	31:44			



JACKSONVILLE JAGUARS 2015 OFFENSE GAME-BY-GAME

Wk.	Date	Opp	FIRST DOWNS			TOT. OFFENSE			RUSHING			PASSING			PUNTS		FUM.			T.O.P.													
			Tot	Run	Pass	Pen	3 <sup>RD</sup>	Down	Yards	Plays	Avg.	Yards	Att.	Avg.	Net	Sacks	Gross	Att./	Cmp./	Int.	Avg.	Yards	Pen.	Lost	Pts.	TD	Rn	Ps	Rt	Sfty	PAT	2PT	Fgs
1	9/13	vs. CAR	[L]	18	6	12	0	3/12	265	66	4.0	96	21	4.6	169	5	183	40	22	2	46.2	25	1	9	1	0	1	0	0	0/1	0/0	1/2	25:54
2	9/20	vs. MIA	[W]	19	4	11	4	5/14	396	66	6.0	123	33	3.7	273	0	273	33	18	0	45.3	93	0	23	2	0	2	0	0	2/2	0/0	3/3	30:08
3	9/28	at N.E.	[L]	15	2	12	1	6/12	293	55	5.3	57	20	2.9	236	2	242	33	17	1	48.8	114	0	17	2	0	2	0	0	2/2	0/0	1/1	25:20
4	10/4	at IND	[L]	21	5	15	1	7/18	431	79	5.5	142	28	5.1	289	1	298	50	28	0	38.4	92	0	13	1	0	1	0	0	1/1	0/0	2/4	36:10
5	10/11	at T.B.	[L]	21	3	15	3	2/8	325	56	5.8	55	17	3.2	270	6	303	33	23	1	55.3	12	1	31	4	0	4	0	0	4/4	0/0	1/1	25:19
6	10/18	vs. HOU	[L]	26	4	18	4	5/15	394	77	5.1	83	21	4.0	311	3	331	53	30	3	46.8	64	0	20	3	0	3	0	0	2/3	0/0	0/0	29:58
7	10/25	vs. BUF	[W]	17	6	9	2	5/14	295	63	4.7	120	32	3.8	175	2	182	29	13	1	44.8	66	0	34	5	1	2	2	0	4/5	0/0	0/0	28:38
9	11/8	at NVJ	[L]	19	3	16	0	7/16	436	65	6.7	98	19	5.2	338	6	381	40	24	2	40.6	30	2	23	2	0	2	0	0	2/2	0/0	3/3	29:16
10	11/15	at BAL	[W]	22	6	10	6	4/16	258	70	3.7	90	22	4.1	168	3	188	45	22	1	52.0	30	0	22	2	0	2	0	0	1/1	0/1	3/4	30:32
11	11/19	vs. TEN	[W]	18	3	13	2	4/13	308	58	5.3	90	23	3.9	218	4	242	31	21	1	48.0	88	1	19	1	0	1	0	0	1/1	0/0	4/4	28:25
12	11/29	vs. S.D.	[L]	20	4	15	1	5/15	420	70	6.0	102	19	5.4	318	2	329	49	30	1	41.3	35	0	25	2	0	2	0	0	1/2	0/0	4/4	28:36
13	12/6	at TEN	[L]	20	3	17	3	10/14	383	59	6.5	81	21	3.9	302	2	322	36	24	0	53.3	21	1	39	6	1	5	0	0	3/5	0/1	0/0	26:26
14	12/13	vs. IND	[W]	24	9	12	3	2/9	380	62	6.1	154	29	5.3	226	3	250	30	16	0	45.6	40	2	51	7	2	3	1	0	6/7	0/0	1/1	29:12
15	12/20	vs. ATL	[L]	21	6	14	1	0/8	357	60	6.0	72	20	3.6	285	2	297	38	23	1	42.3	62	0	17	2	1	1	0	0	2/2	0/0	1/1	25:27
16	12/27	at N.O.	[L]	21	4	17	0	6/9	412	52	7.9	65	15	4.3	347	2	368	35	27	2	50.0	55	0	27	4	0	4	0	0	1/1	1/3	0/0	22:07
17	1/3	at HOU	[L]	11	1	9	1	1/12	215	54	4.0	32	14	2.3	183	8	239	32	17	2	5-50.2	7-53	3-2	6	0	0	0	0	0	0/0	0/0	2/2	24:23
<b>TOTALS:</b>				<b>313</b>	<b>69</b>	<b>215</b>	<b>29</b>	<b>72/205</b>	<b>5581</b>	<b>1012</b>	<b>5.5</b>	<b>1473</b>	<b>354</b>	<b>4.16</b>	<b>4108</b>	<b>51</b>	<b>4428</b>	<b>607</b>	<b>355</b>	<b>18</b>	<b>80-46.3</b>	<b>105-880</b>	<b>25-10</b>	<b>376</b>	<b>44</b>	<b>5</b>	<b>35</b>	<b>4</b>	<b>0</b>	<b>32/39</b>	<b>1/5</b>	<b>26/30</b>	<b>27:34</b>

JACKSONVILLE JAGUARS 2015 DEFENSE GAME-BY-GAME

Wk.	Date	Opp	FIRST DOWNS			TOT. OFFENSE			RUSHING			PASSING			PUNTS		FUM.			T.O.P.													
			Tot	Run	Pass	Pen	3 <sup>RD</sup>	Down	Yards	Plays	Avg.	Yards	Att.	Avg.	Net	Sacks	Gross	Att./	Cmp./	Int.	Avg.	Yards	Pen.	Lost	Pts.	TD	Rn	Ps	Rt	Sfty	PAT	2PT	Fgs
1	9/13	vs. CAR	[L]	17	6	10	1	8/17	263	68	3.9	105	35	3.0	158	2	175	31	18	1	44.8	22	0-0	20	2	0	1	1	0	2/2	0/0	2/4	34:06
2	9/20	vs. MIA	[W]	17	0	15	2	5/15	386	62	6.2	42	16	2.6	344	2	359	44	30	0	48.2	112	1-0	20	2	0	2	0	0	2/2	0/0	2/3	29:52
3	9/28	at N.E.	[L]	35	12	19	4	11/14	471	76	6.2	125	32	3.9	346	2	358	42	33	0	0.0	30	0-0	51	6	4	2	0	0	6/6	0/0	3/3	34:40
4	10/4	at IND	[L]	22	3	14	5	7/15	326	74	4.4	60	24	2.5	266	3	282	47	30	0	47.8	45	3-2	16	1	0	1	0	0	1/1	0/0	3/3	34:14
5	10/11	at T.B.	[L]	20	8	11	1	5/11	369	61	6.0	183	40	4.6	186	2	209	19	13	0	33.7	72	0-0	38	4	2	1	1	0	3/3	1/1	3/3	34:41
6	10/18	vs. HOU	[L]	24	6	15	3	7/14	382	68	5.6	95	31	3.1	287	1	293	36	24	0	38.8	69	1-0	31	4	0	3	1	0	4/4	0/0	1/1	30:02
7	10/25	vs. BUF	[W]	26	10	13	3	3/12	375	74	5.1	115	28	4.1	260	4	298	42	24	2	49.3	87	4-2	31	3	0	2	1	0	2/2	1/1	3/3	31:22
9	11/8	at NVJ	[L]	14	2	12	0	5/15	290	64	4.5	29	28	1.0	261	2	272	34	21	0	39.0	41	1-0	28	4	2	2	0	0	4/4	0/0	0/0	30:44
10	11/15	at BAL	[W]	22	7	15	0	8/14	397	67	5.9	89	21	4.2	308	1	316	45	34	2	40.4	121	2-2	20	3	0	3	0	0	2/2	0/1	0/1	29:28
11	11/19	vs. TEN	[W]	22	4	13	5	5/13	316	65	4.9	104	26	4.0	212	4	231	35	22	0	45.2	59	1-1	13	1	1	0	0	0	1/1	0/0	2/3	31:35
12	11/29	vs. S.D.	[L]	24	4	19	1	6/14	369	71	5.2	79	26	3.0	290	2	300	43	29	0	41.2	70	0-0	31	4	0	4	0	0	4/4	0/0	1/1	31:24
13	12/6	at TEN	[L]	26	9	13	4	8/13	467	68	6.9	210	35	6.0	257	4	268	29	20	1	44.3	38	1-1	42	6	2	3	1	0	6/6	0/0	0/0	33:34
14	12/13	vs. IND	[W]	17	7	9	1	4/16	322	69	4.7	95	23	4.1	227	3	260	43	20	1	47.9	85	1-1	16	1	0	1	0	0	1/1	0/0	3/3	30:48
15	12/20	vs. ATL	[L]	22	6	13	3	7/14	328	69	4.8	83	33	2.5	245	1	246	35	22	1	39.8	43	0-0	23	2	1	1	0	0	0/0	0/0	3/3	34:33
16	12/27	at N.O.	[L]	29	9	18	2	8/13	537	72	7.5	135	35	3.9	402	1	412	36	25	0	49.5	40	0-0	38	5	2	3	0	0	5/5	0/0	1/3	37:53
17	1/3	at HOU	[L]	25	9	13	3	8/17	402	74	5.4	160	31	5.2	242	2	249	41	25	1	4-47.5	9-55	1-1	30	3	1	1	1	0	3/3	0/0	3/4	35:37
<b>TOTALS:</b>				<b>362</b>	<b>102</b>	<b>222</b>	<b>38</b>	<b>105/227</b>	<b>6000</b>	<b>11-2</b>	<b>5.4</b>	<b>1709</b>	<b>464</b>	<b>3.7</b>	<b>4291</b>	<b>36</b>	<b>4528</b>	<b>602</b>	<b>390</b>	<b>9</b>	<b>72-43.9</b>	<b>114-989</b>	<b>16-9</b>	<b>448</b>	<b>51</b>	<b>15</b>	<b>29</b>	<b>7</b>	<b>0</b>	<b>48/48</b>	<b>2/3</b>	<b>30/38</b>	<b>32:26</b>

JACKSONVILLE JAGUARS 2014 OFFENSE GAME-BY-GAME

Wk.	Date	Opp	FIRST DOWNS			3 <sup>RD</sup>	TOT. OFFENSE			RUSHING			PASSING			PUNTS		FUM.	Tot. Tot.			T.O.P.												
			Tot	Run	Pass		Pen	Down	Yards	Plays	Avg.	Yards	Att.	Avg.	Net	Sacks	Gross		Att./	Cmp./	Int.		Avg.	Yards	Lost	Pts.	TD	Rn	Ps	Rt	Sfty	PAT	2PT	FGs
1	9/7	at PHI	[L]	18	2	14	2	2/14	306	71	4.3	64	25	2.6	242	3-24	266	43	24	0	8-46.5	7-55	1-1	17	2	0	2	0	0	2/2	0/0	0/0	1/3	29:14
2	9/14	at WAS	[L]	8	2	4	2	3/13	148	48	3.1	25	10	2.5	123	10-70	193	28	14	1	8-47.9	6-44	0-0	10	1	0	1	0	0	1/1	0/0	1/1	20:59	
3	9/21	vs. IND	[L]	18	6	10	2	4/10	344	55	6.3	105	20	5.3	239	4-17	256	18	31	2	5-46.4	2-15	1-1	17	2	0	2	0	0	2/2	0/0	1/1	22:57	
4	9/28	at S.D.	[L]	21	7	12	2	9/14	319	65	4.9	85	25	3.4	234	3-19	253	37	29	2	2-56.0	3-32	1-1	14	2	1	1	0	0	2/2	0/0	0/0	30:34	
5	10/5	vs. PIT	[L]	12	4	8	0	3/12	243	68	4.7	56	15	3.7	187	1-4	191	36	22	2	5-45.0	4-34	3-0	9	0	0	0	0	0	0/0	0/0	3/3	24:43	
6	10/12	at TEN	[L]	27	8	17	2	8/15	379	75	5.1	82	23	3.6	297	6-39	336	46	32	1	6-47.7	6-35	1-1	14	2	1	1	0	0	2/2	0.0	0/0	31:07	
7	10/19	vs. CLE	[W]	20	10	8	2	5/16	336	68	4.9	185	35	5.3	151	2-8	159	31	17	3	8-43.1	3-25	0-0	24	3	2	1	0	0	3/3	0/0	1/1	31:33	
8	10/26	vs. MIA	[L]	19	6	11	2	6/15	377	68	5.5	176	30	5.9	201	4-20	221	34	18	2	4-46.8	6-37	1-1	13	1	0	1	0	0	1/1	0/0	2/3	32:23	
9	11/2	at CIN	[L]	19	4	14	1	4/12	365	60	6.1	132	25	5.3	233	2-14	247	33	22	1	7-35.7	3-35	0-0	23	3	1	2	0	0	2/2	0/1	1/1	27:16	
10	11/9	vs. DAL	[L]	20	5	11	4	4/14	333	65	5.1	71	24	3	262	4-28	290	37	22	1	6-47.2	2-14	3-2	17	2	2	0	0	1	2/2	1/1	0/0	28:28	
12	11/23	at IND	[L]	11	6	5	0	3/12	194	54	3.6	80	23	3.5	114	4-32	146	27	15	1	7-49.4	6-43	2-1	3	0	0	0	0	0	0/0	0/0	1/1	25:55	
13	11/30	vs. NYG	[W]	18	6	10	2	3/12	258	64	4	118	22	5.4	140	7-54	194	35	21	0	7-52.4	7-49	0-0	25	3	0	1	2	0	1/1	0/2	2/2	25:21	
14	12/7	vs. HOU	[L]	17	4	10	3	5/15	262	66	4	74	22	3.4	188	4-17	188	40	20	1	4-48.3	6-40	0-0	13	1	0	1	0	0	1/1	0/0	2/2	27:31	
15	12/14	at BAL	[L]	13	4	9	0	5/18	248	69	3.6	82	23	3.6	166	8-63	229	38	22	1	6-44.5	5-60	0-0	12	0	0	0	0	0	0/0	0/0	4/5	31:42	
16	12/18	vs. TEN	[W]	17	7	7	3	5/13	288	56	5.1	177	25	7.1	111	4-13	124	27	14	0	7-45.9	3-25	1-0	21	3	2	1	0	0	3/3	0/0	0/0	25:08	
17	12/28	at HOU	[L]	13	5	4	4	0/11	233	53	4.4	121	14	8.6	112	5-28	140	34	15	0	6-49.3	4-25	1-0	17	2	0	1	1	0	2/2	0/0	1/2	20:12	
<b>TOTALS:</b>				<b>271</b>	<b>86</b>	<b>154</b>	<b>31</b>	<b>69/216</b>	<b>4,634</b>	<b>988</b>	<b>4.7</b>	<b>1,633</b>	<b>360</b>	<b>4.5</b>	<b>3,001</b>	<b>71/450</b>	<b>3,451</b>	<b>557</b>	<b>325</b>	<b>18</b>	<b>96-46.5</b>	<b>73-573</b>	<b>15-8</b>	<b>249</b>	<b>27</b>	<b>9</b>	<b>15</b>	<b>3</b>	<b>1</b>	<b>23/23</b>	<b>1/4</b>	<b>20/26</b>	<b>27-11</b>	

JACKSONVILLE JAGUARS 2014 DEFENSE GAME-BY-GAME

Wk.	Date	Opp	FIRST DOWNS			3 <sup>RD</sup>	TOT. OFFENSE			RUSHING			PASSING			PUNTS		FUM.	Tot. Tot.			T.O.P.											
			Tot	Run	Pass		Pen	Down	Yards	Plays	Avg.	Yards	Att.	Avg.	Net	Sacks	Gross		Att./	Cmp./	Int.		Avg.	Yards	Lost	Pts.	TD	Rn	Ps	Rt	Sfty	PAT	2PT
1	9/7	at PHI	[L]	24	7	14	3	8/19	420	82	5.1	145	32	4.5	275	5-47	322	45	27	1	6-38.3	6-50	3-2	34	4	1	2	1	0	4/4	0/0	2/2	30:46
2	9/14	at WAS	[L]	32	12	16	4	6/14	449	81	5.5	191	42	4.5	258	3-30	288	36	24	0	4-49.8	11-98	0-0	41	5	3	2	0	0	5/5	0/0	2/2	39:01
3	9/21	vs. IND	[L]	27	5	22	0	8/14	529	74	7.1	144	29	5	385	2-5	390	43	33	0	5-46.4	8-46	0-0	44	5	0	4	1	0	5/5	0/0	3/3	37:03
4	9/28	at S.D.	[L]	19	2	16	1	9/16	407	61	6.7	42	20	2.1	365	2-12	377	39	29	0	3-42.0	7-57	1-0	33	3	0	3	0	0	3/3	0/0	4/4	29:26
5	10/5	vs. PIT	[L]	20	5	15	0	8/16	372	68	5.5	111	28	4	261	4-12	273	36	26	0	5-45.4	7-50	1-1	17	2	0	1	1	0	2/2	0/0	1/1	35:17
6	10/12	at TEN	[L]	14	3	9	2	3/11	290	55	5.3	70	24	2.9	220	3-13	233	28	17	0	5-49.8	5-48	1-0	16	1	1	0	0	1/1	0/0	3/3	28:53	
7	10/19	vs. CLE	[W]	13	2	11	0	4/17	266	74	3.6	69	30	2.3	197	3-18	215	41	16	1	7-50.4	8-50	2-2	6	0	0	0	0	0/0	0/0	2/2	28:27	
8	10/26	vs. MIA	[L]	17	7	8	2	5/12	326	56	5.8	148	24	6.2	178	3-18	196	29	16	1	5-51.0	7-52	0-0	27	3	0	1	2	0	3/3	0/0	2/2	27:37
9	11/2	at CIN	[L]	23	11	12	0	6/13	423	67	6.3	191	34	5.6	232	2-1	233	31	19	2	5-50.4	6-40	1-0	33	4	2	2	0	1	4/4	0/0	1/1	32:44
10	11/9	vs. DAL	[L]	16	6	10	0	4/13	399	59	6.8	151	30	5.0	248	1-6	254	28	21	0	5-46.8	9-65	1-1	31	4	1	3	0	0	4/4	0/0	1/2	31:32
12	11/23	at IND	[L]	24	12	9	3	9/17	389	72	5.4	175	35	5.0	214	5-39	253	32	21	0	3-48.7	6-54	6-3	23	2	1	1	0	0	2/2	0/0	3/3	34:05
13	11/30	vs. NYG	[W]	22	8	14	0	7/15	329	73	4.5	116	35	3.3	213	4-34	247	34	24	0	5-51.8	6-40	3-3	24	3	2	1	0	0	3/3	0/0	1/2	34:39
14	12/7	vs. HOU	[L]	19	9	7	3	3/14	304	63	4.8	173	42	4.1	131	2-4	135	19	13	0	5-47.6	7-64	1-0	27	3	3	0	0	3/3	0/0	2/2	32:29	
15	12/14	at BAL	[L]	17	3	11	3	4/12	314	56	5.6	93	26	3.6	221	0-0	221	30	20	0	4-50.8	9-70	1-1	20	2	0	1	1	0	2-2	0/0	2/4	28:18
16	12/18	vs. TEN	[W]	19	6	13	0	7/15	357	67	5.3	95	28	3.4	262	4-25	287	35	24	0	5-40.6	7-47	0-0	13	1	0	1	0	0	1/1	0/0	2/2	34:52
17	12/28	at HOU	[L]	24	9	13	2	10/18	358	77	4.6	123	39	3.2	235	3-15	250	35	25	1	6-46.3	6-55	1-1	23	3	1	2	0	1	3/3	0/0	0/0	39:48
<b>TOTALS:</b>				<b>330</b>	<b>107</b>	<b>200</b>	<b>23</b>	<b>101/236</b>	<b>5,932</b>	<b>1,085</b>	<b>5.5</b>	<b>2,033</b>	<b>499</b>	<b>4.1</b>	<b>3,899</b>	<b>45/275</b>	<b>4,174</b>	<b>541</b>	<b>355</b>	<b>6</b>	<b>75-47.5</b>	<b>115/886</b>	<b>22-14</b>	<b>412</b>	<b>45</b>	<b>15</b>	<b>24</b>	<b>6</b>	<b>2</b>	<b>45/45</b>	<b>0/0</b>	<b>31/33</b>	<b>32-49</b>



JACKSONVILLE JAGUARS 2012 OFFENSE GAME-BY-GAME

Wk.	Date	Opp	FIRST DOWNS			TOT. OFFENSE			RUSHING			PASSING			PUNTS			PEN.			FUM.			Tot.							
			Run	Pass	Pen	Yards	Plays	Avg.	Yards	Att.	Avg.	Net	Sacks	Gross	Att./Cmp./Int.	Avg.	Yards	Loss	TD	Rn	Ps	Rt	Sfty		PAT	2PT	FGs	T.O.P.			
1	9/9	at MIN	22	7	12	3	9/18	355	75	4.7	113	34	3.3	242	2-18	260	39/23/0	4-53.5	4-25	3-1	23	2	0	2	0	0	0/1	1/1	3/3	37:49	
2	9/16	vs. HOU	9	3	4	2	0/9	117	38	3.1	65	14	4.6	52	3-24	76	21/9/0	9-51.3	8-71	1-1	7	1	0	1	0	0	1/1	-	0/0	16:43	
3	9/23	at IND	15	10	3	2	4/13	333	54	6.2	185	32	5.8	148	1-7	155	21/10/0	6-53.5	6-67	2-0	22	2	1	1	0	0	1/1	0/1	3/3	27:36	
4	9/30	vs. CIN	17	5	11	1	2/11	212	58	3.7	69	18	3.8	143	6-43	186	34/23/1	6-49.2	3-37	1-1	10	1	0	1	0	0	1/1	-	1/1	28:41	
5	10/7	vs. CHI	10	3	5	2	5/13	189	53	3.6	60	17	3.5	129	3-13	142	33/17/2	6-48.5	6-49	1-1	3	0	0	0	0	0/0	-	1/1	24:00		
7	10/21	at OAK	10	3	6	1	1/15	209	61	3.4	54	26	2.1	155	3-26	181	32/17/0	9-42.1	6-92	1-1	23	2	1	1	0	0	2/2	-	3/3	30:05	
8	10/28	at GB	18	1	14	3	5/16	341	71	4.8	62	20	3.1	279	2-24	303	49/27/0	6-33.8	7-77	3-1	15	1	0	1	0	0/0	0/1	3/3	30:48		
9	11/4	vs. DET	19	6	11	2	6/11	279	59	4.7	64	20	3.2	215	1-5	220	38/27/2	4-50.5	3-40	0-0	14	2	0	2	0	0/0	1/2	0/0	24:30		
10	11/8	vs. IND	20	2	14	4	1/10	337	63	5.3	37	12	3.1	300	4-30	330	47/28/2	5-47.2	10-115	1-1	10	1	0	1	0	0	1/1	-	1/2	24:14	
11	11/18	at HOU	17	4	12	1	4/14	458	66	6.9	86	29	3.0	372	2-6	378	35/18/0	5-48.4	6-54	1-1	37	4	0	4	0	0	4/4	-	3/3	31:19	
12	11/25	vs. TEN	19	8	9	2	7/14	321	60	5.4	100	27	3.7	221	7-40	261	26/17/1	5-47.0	5-30	0-0	24	3	1	2	0	0	3/3	-	1/1	29:23	
13	12/2	at BUF	21	4	10	7	1/10	236	63	3.7	50	18	2.8	186	3-6	202	42/19/1	5-41.6	8-74	3-1	18	2	1	1	0	0	1/1	1/1	1/1	24:51	
14	12/9	vs. NYJ	16	5	10	1	2/16	291	70	4.2	123	24	5.1	168	3-17	185	43/21/2	8-45.4	7-54	0-0	10	1	1	0	0	0/0	-	1/1	29:29		
15	12/16	at MIA	13	3	9	1	6/15	299	57	5.2	86	21	4.1	213	2-8	221	34/18/0	5-47.4	10-88	2-0	3	0	0	0	0	0/0	-	1/1	24:22		
16	12/23	vs. NE	22	7	13	2	4/15	436	75	5.8	93	23	4.0	343	1-5	348	51/29/3	4-56.3	5-47	0-0	16	1	0	1	0	0	1/1	-	3/4	32:35	
17	12/30	at TEN	21	5	14	2	7/16	375	71	5.3	122	23	5.3	253	7-45	298	41/25/3	5-46.4	7-35	1-0	20	3	0	2	1	0	2/2	0/1	0/0	32:21	
<b>TOTALS</b>			2-14	269	76	157	36	64/216	4,788	994	4.8	1,369	358	3.8	3,419	50-327	3,746	586/328/17	92-47.3	101-955	20-9	255	26	5	20	1	0	18/19	3/7	25/28	27:29

JACKSONVILLE JAGUARS 2012 DEFENSE GAME-BY-GAME

Wk.	Date	Opp	FIRST DOWNS			TOT. OFFENSE			RUSHING			PASSING			PUNTS			PEN.			FUM.			Tot.							
			Run	Pass	Pen	Yards	Plays	Avg.	Yards	Att.	Avg.	Net	Sacks	Gross	Att./Cmp./Int.	Avg.	Yards	Loss	TD	Rn	Ps	Rt	Sfty		PAT	2PT	FGs	T.O.P.			
1	9/9	at MIN	20	6	14	0	2/10	389	58	6.7	123	29	4.2	266	2-4	270	27/20/0	5-48.5	5-47	1-1	26	2	2	0	0	0	2/2	-	4/4	27:45	
2	9/16	vs. HOU	28	16	11	1	8/17	411	83	5.0	216	48	4.5	195	0-0	195	35/26/0	6-49.8	10-64	1-0	27	3	3	0	0	0	3/3	-	2/2	43:17	
3	9/23	at IND	23	6	15	2	10/19	437	75	5.8	124	29	4.3	313	0-0	313	46/22/1	6-46.7	11-106	0-0	17	2	0	2	0	0	2/2	-	1/2	32:24	
4	9/30	vs. CIN	20	6	12	2	2/11	382	65	5.9	138	34	4.1	244	0-0	244	31/20/1	3-47.7	6-50	2-1	27	3	1	2	0	0	3/3	-	2/2	31:19	
5	10/7	vs. CHI	26	9	16	1	10/17	501	73	6.9	214	33	6.5	287	1-5	292	39/23/1	3-40.7	12-80	0-0	41	5	1	2	2	0	5/5	-	2/2	36:00	
7	10/21	at OAK	20	8	9	3	6/17	351	74	4.7	69	26	2.7	282	2-16	298	46/26/1	6-44.0	9-58	4-2	26	2	1	1	0	0	2/2	-	4/5	32:01	
8	10/28	at GB	20	5	9	6	5/13	238	64	3.7	66	26	2.5	172	2-14	186	36/22/0	5-45.0	5-33	1-1	24	3	0	2	1	0	3/3	-	1/2	29:12	
9	11/4	vs. DET	26	8	16	2	8/12	434	68	6.4	149	34	4.4	285	1-0	285	33/22/0	2-49.5	5-42	0-0	31	4	4	0	0	0	4/4	-	1/2	35:30	
10	11/8	vs. IND	24	11	10	3	3/11	359	65	5.5	138	37	3.7	221	2-6	227	26/18/1	3-45.0	6-40	1-1	27	3	2	0	1	0	3/3	-	2/2	35:46	
11	11/18	at HOU	39	10	26	3	4/11	653	92	7.1	149	35	4.3	504	2-23	527	55/43/2	3-37.0	2-20	2-1	43	5	0	5	0	0	4/4	-	3/5	41:40	
12	11/25	vs. TEN	20	3	15	2	6/15	360	70	5.1	110	29	3.8	250	1-11	261	40/23/2	4-50.3	6-42	1-0	19	1	0	1	0	0	1/1	-	4/5	30:37	
13	12/2	at BUF	17	11	4	2	4/13	270	62	4.4	166	42	4.0	104	0-0	112	17/9/1	4-44.5	9-100	1-1	34	4	2	2	0	0	4/4	-	2/2	35:09	
14	12/9	vs. NYJ	17	11	4	2	4/13	270	62	4.4	166	42	4.0	104	1-7	111	19/12/0	7-46.6	1-15	2-2	17	2	2	0	0	0	2/2	-	1/1	30:31	
15	12/16	at MIA	26	8	13	5	6/11	389	66	5.9	180	36	5.0	209	1-11	220	29/22/0	1-63.0	5-41	1-1	24	2	0	2	0	0	1/1	1/1	3/3	35:38	
16	12/23	vs. NE	23	6	15	2	4/12	349	71	4.9	103	27	3.8	246	3-21	267	41/24/2	5-47.8	4-39	0-0	23	2	0	2	0	0	2/2	-	3/3	27:25	
17	12/30	at TEN	12	6	4	2	6/14	221	51	4.3	79	34	2.3	142	2-10	152	15/9/0	5-40.8	5-43	0-0	38	5	1	0	4	0	5/5	-	1/1	27:39	
<b>TOTALS</b>			2-14	364	133	194	37	89/215	6,088	1,100	5.5	2,256	545	4.1	3,832	20-128	3,960	535/341/12	68-46.0	101-820	17-11	444	48	19	21	8	0	46/46	1/1	36/43	32:31

JACKSONVILLE JAGUARS 2011 OFFENSE GAME-BY-GAME

Wk.	Date	Opp	FIRST DOWNS			3 <sup>RD</sup>	TOT. OFFENSE			RUSHING			PASSING			PUNTS			PEN.			FUM. Tot. Tot.											
			Tot	Run	Pass		Pen	Down	Yards	Plays	Avg.	Yards	Att.	Avg.	Gross	Att./	Cmp./	Int.	Avg.	Yards	Lost	Pts.	TD	Rn	Ps	Rt	Sfty	PAT	2PT	Fgs	T.O.P.		
1	9/11	vs. TEN	[W]	20	10	9	1	9/18	323	73	4.4	163	47	3.5	160	2-15	175	24/	17/	0	5-43.6	5-39	2-1	16	1	1	0	0	0	1/1	-	3/3	39:38
2	9/18	at NYJ	[L]	11	5	6	0	3/12	203	54	3.8	112	27	4.1	91	2-20	111	25/	11/	4	5-40.6	4-50	0-0	3	0	0	0	0	0	0/0	-	1/1	26:37
3	9/25	at CAR	[L]	13	7	4	2	3/14	257	57	4.5	128	34	3.8	129	2-10	139	21/	12/	1	6-39	8-60	5-0	10	1	0	1	0	0	1/1	-	1/1	30:26
4	10/2	vs. NO	[L]	15	4	7	4	4/15	274	62	4.4	104	17	6.1	170	3-26	196	42/	16/	1	4-38.3	2-15	1-0	10	1	0	1	0	0	1/1	-	1/1	22:55
5	10/9	vs. CIN	[L]	12	5	7	0	6/16	296	58	5.1	96	27	3.6	200	3-21	221	28/	15/	0	7-37.7	2-15	4-2	20	2	1	1	0	0	2/2	-	2/2	27:27
6	10/16	at PITT	[L]	16	6	7	3	4/15	209	61	3.4	133	30	4.4	76	5-33	109	26/	12/	0	7-42.3	4-22	0-0	13	1	0	1	0	0	1/1	-	2/2	28:47
7	10/24	vs. BAL	[W]	13	6	5	2	2/16	205	66	3.1	132	42	3.1	73	4-20	93	20/	9/	0	7-40.9	6-90	4-1	12	0	0	0	0	0	0/0	-	4/4	36:15
8	10/30	at HOU	[L]	13	5	8	0	5/14	174	58	3.0	84	25	3.4	90	1-7	97	32/	10/	2	8-46.8	5-39	1-0	14	2	1	1	0	0	2/2	-	0/0	24:41
9	11/13	at IND	[W]	18	9	8	1	6/15	251	64	3.9	141	41	3.4	110	2-8	118	21/	14/	1	6-38.7	5-55	0-0	17	2	1	1	0	0	2/2	-	1/2	35:21
10	11/20	at CLE	[L]	23	10	9	4	7/15	303	71	4.3	108	29	3.7	195	1-15	210	41/	22/	0	5-40.6	9-81	1-0	10	1	1	0	0	0	1/1	-	1/1	30:53
11	11/27	vs. HOU	[L]	14	4	7	3	5/19	255	71	3.6	105	24	4.4	150	7-48	198	40/	20/	1	9-42.2	4-30	1-0	13	1	0	0	1	0	1/1	-	2/3	31:39
12	12/5	vs. SD	[L]	17	6	11	0	9/16	306	66	4.6	129	31	4.2	177	2-18	195	33/	19/	1	5-43.4	3-26	2-0	14	2	0	2	0	0	2/2	-	0/0	31:43
13	12/11	vs. TB	[W]	21	7	10	4	5/15	325	67	4.9	116	33	3.5	209	1-8	217	33/	19/	2	7-41.4	8-80	2-0	41	6	2	2	2	0	5/5	0/1	0/0	32:49
14	12/11	vs. TB	[L]	12	4	8	0	3/10	207	46	4.5	116	19	6.1	91	5-50	141	22/	12/	1	7-43.4	5-40	3-3	14	2	0	1	1	0	2/2	-	0/0	21:29
15	12/15	at ATL	[L]	12	4	8	0	3/10	207	46	4.5	116	19	6.1	91	1-11	198	42/	21/	1	9-45.1	6-28	0-0	17	2	2	0	0	0	2/2	-	1/1	29:01
16	12/24	at TEN	[L]	18	6	12	0	5/18	300	71	4.2	113	28	4.0	187	3-21	92	19/	11/	0	2-43.5	1-10	1-1	19	1	0	1	0	0	1/1	-	4/4	30:48
17	1/1	vs. IND	[W]	15	9	4	2	5/13	261	57	4.6	190	35	5.4	71	3-21	92	19/	11/	0	2-43.5	1-10	1-1	19	1	0	1	0	0	1/1	-	4/4	30:48
<b>Totals</b>			5-11	251	103	122	26	81/241	4,149	1,002	4.1	1,970	489	4.0	2,179	44-331	2,510	469/	240/	15	99-41.9	77-680	27-8	283	25	9	12	4	0	24/24	0/1	23/25	30:02

JACKSONVILLE JAGUARS 2011 DEFENSE GAME-BY-GAME

Wk.	Date	Opp	FIRST DOWNS			3 <sup>RD</sup>	TOT. OFFENSE			RUSHING			PASSING			PUNTS			PEN.			FUM. Tot. Tot.											
			Tot	Run	Pass		Pen	Down	Yards	Plays	Avg.	Yards	Att.	Avg.	Gross	Att./	Cmp./	Int.	Avg.	Yards	Lost	Pts.	TD	Rn	Ps	Rt	Sfty	PAT	2PT	Fgs	T.O.P.		
1	9/11	vs. TEN	[W]	13	1	11	1	4/11	292	49	6.0	43	13	3.3	249	2-14	263	34/	21/	1	7-41.6	7-60	1-0	14	2	0	2	0	0	2/2	-	0/1	20:22
2	9/18	at NYJ	[L]	15	5	8	2	3/12	283	57	5.0	101	32	3.2	182	1-0	182	24/	17/	2	5-38.8	7-60	0-0	32	3	1	2	0	1	3/3	-	3/3	33:23
3	9/25	at CAR	[L]	16	5	10	1	6/16	265	62	4.3	107	28	3.8	158	0-0	158	34/	18/	0	8-38.4	8-69	0-0	16	1	0	1	0	1	0/0	1/1	2/2	29:34
4	10/2	vs. NO	[L]	30	9	20	1	7/14	503	81	6.2	177	34	5.2	326	3-25	351	44/	31/	2	1-58.0	6-50	0-0	23	2	1	1	0	0	2/2	-	3/5	37:05
5	10/9	vs. CIN	[L]	13	2	11	0	8/19	239	66	3.6	77	31	2.5	162	2-17	179	33/	21/	1	7-47.7	4-33	1-0	30	4	1	2	1	0	3/4	-	1/1	32:33
6	10/16	at PITT	[L]	15	6	8	1	7/15	370	58	6.4	185	32	5.8	185	3-15	200	23/	12/	0	6-42.7	8-65	1-0	17	2	1	1	0	0	2/2	-	1/2	31:13
7	10/24	vs. BAL	[W]	11	1	8	2	2/12	146	53	2.8	34	12	2.8	112	3-25	137	38/	21/	1	9-52.2	10-85	2-1	7	1	0	1	0	0	1/1	-	0/1	23:45
8	10/30	at HOU	[L]	20	6	14	0	10/17	358	71	5.0	156	39	4.0	202	2-23	225	30/	16/	0	6-45.3	7-60	2-2	24	3	2	1	0	0	3/3	-	1/2	35:19
9	11/13	at IND	[W]	13	2	8	3	4/15	212	57	3.7	84	23	3.7	128	5-33	161	29/	20/	2	6-41.0	6-40	2-1	3	0	0	0	0	0	0/0	-	1/1	24:39
10	11/20	at CLE	[L]	20	6	10	4	4/10	334	54	6.2	148	28	5.3	186	2-13	199	24/	17/	1	3-36.0	9-70	0-0	14	2	1	1	0	0	2/2	-	0/1	29:07
11	11/27	vs. HOU	[L]	9	5	4	0	2/15	215	59	3.6	88	31	2.8	127	0-0	127	28/	18/	0	10-43.6	7-80	3-1	20	2	1	1	0	0	2/2	-	2/2	28:21
12	12/5	vs. SD	[L]	19	7	12	0	4/10	433	54	8.0	139	26	5.3	294	0-0	294	28/	22/	0	4-44.8	6-55	0-0	38	5	2	3	0	0	5/5	-	1/1	28:17
13	12/11	vs. TB	[W]	15	7	7	1	3/11	280	59	4.7	110	24	4.6	170	3-14	184	32/	17/	3	5-37.8	12-97	6-4	14	2	2	0	0	0	2/2	-	0/0	27:11
14	12/11	vs. TB	[L]	20	6	13	1	6/15	373	68	5.5	97	35	2.8	276	1-4	280	32/	24/	0	5-40.8	4-31	0-0	41	5	1	3	1	0	5/5	-	2/2	38:31
15	12/15	at ATL	[L]	20	3	14	3	3/12	407	66	6.2	65	25	2.6	342	1-8	350	40/	24/	2	4-43.0	0-0	1-1	23	2	1	1	0	0	2/2	-	3/3	30:59
16	12/24	at TEN	[W]	19	2	17	0	6/14	298	65	4.6	56	22	2.5	242	3-22	264	40/	27/	2	3-45.3	4-40	2-1	13	1	0	1	0	0	1/1	-	2/2	29:12
<b>Totals</b>			5-11	268	73	175	20	79/218	5,008	979	5.1	1,667	435	3.8	3,341	31-213	3,554	513/	326/	17	89-43.3	105-895	21-11	329	37	14	21	2	2	35/36	1/1	22/29	29:58

JACKSONVILLE JAGUARS 2010 OFFENSE GAME-BY-GAME

Wk.	Date	Opp	FIRST DOWNS			3 <sup>RD</sup>			TOT. OFFENSE			RUSHING			PASSING			PUNTS			PEN.			FUM. Tot. Tot.									
			Tot	Run	Pass	Pen	Down	Yards	Plays	Avg.	Yards	Att.	Avg.	Net	Sacks	Gross	Att./	Cmp./	Int.	Avg.	Yards	Lost	Pts.	TD	Rn	Ps	Rt	Sfty	PAT	2PT	Fgs	T.O.P.	
1	9/12	vs. DEN	[W]	18	9	6	3	3-10	299	56	5.3	134	34	3.9	165	1-5	170	21/	16/	0	4-41.3	5-47	0-0	24	3	0	3	0	0	3/3	-	1/1	29:30
2	9/19	at SD	[L]	20	6	14	0	6-12	350	68	5.1	71	24	3.0	279	2-14	293	42/	26/	4	0-0.0	5-33	2-2	13	1	0	1	0	0	1/1	-	2/2	30:24
3	9/26	vs. PHI	[L]	16	9	6	1	5-17	191	69	2.8	139	32	4.3	52	7-53	105	30/	13/	1	8-48.0	4-67	1-0	3	0	0	0	0	0/0	-	1/1	32:53	
4	10/3	vs. IND	[W]	20	10	9	1	9-13	337	57	5.9	174	35	5.0	163	0-0	163	22/	17/	0	4-42.5	7-45	0-0	31	4	2	2	0	0	4/4	-	1/1	29:46
5	10/10	at BUF	[W]	21	10	11	0	4-11	381	62	6.1	216	40	5.4	165	2-13	178	20/	16/	1	0-0.0	5-38	3-2	36	3	0	3	0	0	3/3	-	5/5	34:21
6	10/18	vs. TEN	[L]	17	7	8	2	3-13	249	63	4.0	76	25	3.0	173	2-16	189	36/	21/	3	3-37.3	7-55	1-1	3	0	0	0	0	0/0	-	1/1	27:15	
7	10/24	at KC	[L]	19	4	12	3	3-10	300	58	5.2	84	23	3.7	216	1-6	222	34/	18/	2	3-38.3	6-43	2-1	20	2	0	2	0	0	2/2	-	2/2	26:00
8	10/31	at DAL	[W]	20	6	14	0	6-12	387	58	6.7	149	34	4.4	238	3-22	260	21/	17/	0	5-48.4	6-36	1-1	35	5	1	4	0	0	5/5	-	0/0	32:35
10	11/14	vs. HOU	[W]	29	12	15	2	4-11	491	69	7.1	165	36	4.6	326	2-16	342	31/	24/	0	3-43.7	8-62	1-0	31	4	2	2	0	0	4/4	-	1/3	35:23
11	11/21	vs. CLE	[W]	24	11	11	2	4-11	371	67	5.5	145	28	5.2	226	4-28	254	35/	20/	4	2-33.5	2-10	2-2	24	3	1	2	0	0	3/3	-	1/1	31:28
12	11/28	at NYG	[L]	26	15	9	2	10-16	328	73	4.5	207	34	6.1	121	4-41	162	35/	20/	1	3-43.3	3-20	3-1	20	2	2	0	0	2/2	-	2/2	35:27	
13	12/5	at TEN	[W]	23	16	7	0	6-15	377	73	5.2	258	53	4.9	119	1-7	126	19/	14/	0	2-43.0	4-31	1-0	17	2	2	0	0	2/2	-	1/3	39:54	
14	12/12	vs. OAK	[W]	19	10	8	1	5-12	385	58	6.6	234	34	6.9	151	2-8	159	22/	11/	1	5-41.4	6-52	0-0	38	5	2	3	0	0	5/5	-	1/1	29:55
15	12/19	at IND	[L]	20	4	14	2	5-13	356	61	5.8	67	22	3.0	289	1-5	294	38/	24/	1	4-48.0	6-55	3-1	24	3	0	2	1	0	3/3	-	1/1	30:22
16	12/26	vs. WAS	[L]	15	4	11	0	7-17	336	65	5.2	78	23	3.4	258	4-41	299	38/	22/	2	7-45.4	7-66	2-0	17	2	1	1	0	0	2/2	-	1/2	32:54
17	1/2	at HOU	[L]	23	15	6	2	1-10	322	62	5.2	198	35	5.7	124	2-16	140	25/	12/	1	4-44.3	2-15	1-1	17	2	1	1	0	0	2/2	-	1/2	30:48
<b>Totals</b>	<b>8-8</b>	<b>330</b>	<b>148</b>	<b>161</b>	<b>21</b>	<b>81-203</b>	<b>5,460</b>	<b>1,019</b>	<b>5.4</b>	<b>2,395</b>	<b>512</b>	<b>4.7</b>	<b>3,065</b>	<b>38-291</b>	<b>3,356</b>	<b>469/</b>	<b>291/</b>	<b>21</b>	<b>57-43.8</b>	<b>83-675</b>	<b>23-12</b>	<b>353</b>	<b>41</b>	<b>14</b>	<b>26</b>	<b>1</b>	<b>0</b>	<b>41/41</b>	<b>-</b>	<b>22/28</b>	<b>31:43</b>		

JACKSONVILLE JAGUARS 2010 DEFENSE GAME-BY-GAME

Wk.	Date	Opp	FIRST DOWNS			3 <sup>RD</sup>			TOT. OFFENSE			RUSHING			PASSING			PUNTS			PEN.			FUM. Tot. Tot.									
			Tot	Run	Pass	Pen	Down	Yards	Plays	Avg.	Yards	Att.	Avg.	Net	Sacks	Gross	Att./	Cmp./	Int.	Avg.	Yards	Lost	Pts.	TD	Rn	Ps	Rt	Sfty	PAT	2PT	Fgs	T.O.P.	
1	9/12	vs. DEN	[W]	21	6	14	1	3-10	363	61	6.0	89	25	3.6	274	3-21	295	33/	21/	1	4-43.0	7-70	1-1	17	2	1	1	0	0	2/2	-	1/1	30:30
2	9/19	at SD	[L]	25	7	17	1	4-8	477	60	8.0	151	30	5.0	326	1-8	334	29/	22/	2	2-17.0	4-25	1-1	38	5	2	3	0	0	5/5	-	1/1	29:36
3	9/26	vs. PHI	[L]	15	4	10	1	5-13	373	55	6.8	106	21	5.0	267	3-24	291	31/	17/	0	7-45.1	7-84	0-0	28	4	1	3	0	0	4/4	-	0/0	27:07
4	10/3	vs. IND	[W]	28	5	23	0	7-10	406	66	6.2	58	19	3.1	348	1-4	352	46/	33/	1	2-55.0	3-35	2-1	28	4	2	2	0	0	4/4	-	0/0	30:14
5	10/10	at BUF	[W]	17	5	10	2	3-11	306	54	5.7	110	21	5.2	196	3-24	220	30/	20/	0	4-48.5	5-35	2-0	26	3	0	3	0	0	2/2	0/1	2/2	25:39
6	10/18	vs. TEN	[L]	20	8	10	2	8-14	324	60	5.4	153	39	3.9	171	0-0	171	21/	14/	0	2-49.0	8-57	1-0	30	3	1	2	0	0	3/3	-	3/3	32:45
7	10/24	at KC	[L]	25	13	10	2	6-11	426	61	7.0	236	42	5.6	190	1-3	193	18/	13/	0	3-45.3	7-92	0-0	42	6	3	2	1	0	6/6	-	0/0	34:00
8	10/31	at DAL	[W]	25	5	16	4	6-13	415	73	5.7	50	22	2.3	365	2-14	379	49/	34/	4	3-44.7	3-20	1-0	17	2	1	1	0	0	2/2	-	1/1	27:25
9	11/14	vs. HOU	[W]	20	6	13	1	4-10	395	53	7.5	81	21	3.9	314	0-0	314	32/	22/	0	4-37.5	8-49	2-1	24	3	1	2	0	0	3/3	-	1/1	24:37
10	11/21	vs. CLE	[W]	15	4	10	1	7-16	283	60	4.7	88	26	3.4	195	6-46	241	28/	17/	1	5-44.0	5-45	1-0	20	2	0	1	1	0	2/2	-	2/4	28:32
11	11/28	at NYG	[L]	17	6	11	0	3-10	361	50	7.2	135	26	5.2	226	0-0	226	24/	14/	0	3-49.7	4-25	0-0	24	2	0	2	0	0	2/2	1/1	3/3	24:33
12	12/5	at TEN	[W]	11	3	18	1	2-11	220	47	4.7	57	14	4.1	163	1-6	169	32/	14/	2	2-36.0	4-30	0-0	6	0	0	0	0	0/0	-	2/2	20:06	
13	12/12	vs. OAK	[W]	21	3	16	2	6-13	476	61	7.8	153	25	6.1	323	3-21	344	33/	22/	1	5-42.0	4-25	1-1	31	4	2	2	0	0	4/4	-	1/1	30:05
14	12/19	at IND	[L]	19	7	12	0	5-13	376	64	5.9	155	24	6.5	221	1-8	229	39/	29/	0	6-39.2	6-68	0-0	34	4	1	2	1	0	4/4	-	2/2	29:38
15	12/26	vs. WAS	[L]	15	5	8	2	4-15	251	64	3.9	79	24	3.3	172	1-10	182	39/	19/	1	9-40.9	5-40	0-0	20	2	1	1	0	0	2/2	-	2/2	29:53
16	1/2	at HOU	[L]	22	12	9	1	5-11	497	59	8.4	244	37	6.6	253	0-0	253	22/	18/	0	3-38.7	5-48	0-0	34	4	3	1	0	0	4/4	-	2/2	29:12
<b>Totals</b>	<b>8-8</b>	<b>316</b>	<b>98</b>	<b>197</b>	<b>21</b>	<b>78-189</b>	<b>5,949</b>	<b>948</b>	<b>6.3</b>	<b>1,945</b>	<b>416</b>	<b>4.7</b>	<b>4,004</b>	<b>26-189</b>	<b>4,193</b>	<b>506/</b>	<b>329/</b>	<b>13</b>	<b>64-42.4</b>	<b>85-748</b>	<b>12-5</b>	<b>419</b>	<b>50</b>	<b>19</b>	<b>28</b>	<b>3</b>	<b>0</b>	<b>48/48</b>	<b>1/2</b>	<b>23/25</b>	<b>28:17</b>		



JACKSONVILLE JAGUARS 2009 OFFENSE GAME-BY-GAME

Wk.	Date	Opp	FIRST DOWNS			3 <sup>RD</sup>			TOT. OFFENSE			RUSHING			PASSING			PUNTS			PEN.			FUM. Tot. Tot.									
			Tot	Run	Pass	Pen	DOWN	Yards	Plays	Avg.	Yards	Att.	Avg.	Net	Sacks	Gross	Att./	Cmp./	Int.	Avg.	Yards	Lost	Pts.	TD	Rn	Ps	Rt	Sfty	PAT	2PT	Fgs	T.O.P.	
1	9/13	at IND	[L]	12	7	4	1	6-15	228	55	4.1	114	26	4.4	114	1-8	122	28/	14/	0	5-37.8	3-24	0-0	12	1	1	0	0	0/0	0/1	2/3	26:04	
2	9/20	vs. ARI	[L]	18	4	13	1	6-16	367	67	5.5	92	20	4.6	275	4-7	282	43/	23/	1	4-45.3	8-50	4-2	17	2	0	2	0	2/2	-	1/2	28:39	
3	9/27	at HOU	[W]	24	11	10	3	5-11	399	62	6.4	185	32	5.8	214	0-0	214	30/	18/	0	3-35.3	5-40	1-1	31	4	4	0	0	4/4	-	1/1	30:52	
4	10/4	vs. TEN	[W]	27	10	15	2	6-13	442	69	6.4	137	30	4.6	305	2-18	323	37/	27/	0	3-37.0	4-30	1-1	37	4	1	3	0	4/4	-	3/4	34:07	
5	10/11	at SEA	[L]	10	2	8	0	2-13	199	52	3.8	38	15	2.5	161	5-29	190	32/	19/	0	8-46.4	9-73	2-2	0	0	0	0	0/0	-	0/0	25:16		
6	10/18	vs. STL	[W]	33	14	15	4	11-16	492	84	5.9	166	38	4.4	326	3-9	335	43/	30/	2	4-36.3	3-15	1-1	23	3	3	0	0	2/2	0/1	1/2	42:12	
8	11/1	at TEN	[L]	12	4	8	0	4-12	330	49	6.7	217	16	13.6	113	4-26	139	29/	14/	2	7-44.1	2-27	2-0	13	2	2	0	0	1/2	-	0/0	20:17	
9	11/8	vs. KC	[W]	21	11	10	0	9-16	426	69	6.2	173	41	4.2	253	1-11	264	27/	18/	0	4-44.3	5-31	1-1	24	3	2	1	0	3/3	-	1/2	36:13	
10	11/15	at NYJ	[W]	18	6	11	1	7-13	347	60	5.8	139	32	4.3	208	2-13	221	26/	16/	0	4-36.8	5-40	2-1	24	3	2	1	0	3/3	-	1/2	31:07	
11	11/22	vs. BUF	[W]	19	7	11	1	9-15	310	66	4.7	102	34	3.0	208	2-7	215	30/	21/	1	5-44.8	6-50	3-1	18	2	1	1	0	1/1	1/1	1/1	36:24	
12	11/29	at SF	[L]	18	4	14	0	3-12	357	61	5.9	96	19	5.1	261	6-46	307	36/	25/	0	4-43.3	6-60	2-2	3	0	0	0	0	0/0	-	1/3	29:16	
13	12/6	vs. HOU	[W]	19	7	11	1	8-16	323	68	4.8	107	36	3.0	216	4-22	238	28/	15/	0	3-49.3	4-45	2-1	23	2	0	2	0	1	2/2	-	3/3	30:07
14	12/13	vs. MIA	[L]	10	5	3	2	3-14	217	54	4.0	95	25	3.8	122	3-17	139	26/	11/	0	7-43.1	2-10	1-0	10	1	1	0	0	1/1	-	1/1	24:54	
15	12/17	vs. IND	[L]	25	9	16	0	10-16	345	76	4.5	139	34	4.1	206	2-17	223	40/	23/	1	3-44.7	4-22	1-0	31	4	1	3	0	4/4	-	1/2	35:26	
16	12/27	at NE	[L]	16	7	9	0	4-11	275	52	5.3	98	25	3.9	177	2-8	185	25/	19/	2	4-38.8	1-5	1-0	7	1	1	0	0	1/1	-	0/0	27:35	
17	1/3	at CLE	[L]	18	6	12	0	9-17	328	66	5.0	131	24	5.5	197	3-5	202	39/	22/	1	4-36.3	3-20	2-0	17	2	0	2	0	2/2	-	1/2	27:02	
<b>Totals</b>			8-8	300	114	170	16	102-226	5,385	1,010	5.3	2,029	447	4.5	3,356	44-243	3,599	519/	315/	10	72-41.9	70-542	26-13	290	34	19	15	0	1	30/31	1/3	18/28	30:08

JACKSONVILLE JAGUARS 2009 DEFENSE GAME-BY-GAME

Wk.	Date	Opp	FIRST DOWNS			3 <sup>RD</sup>			TOT. OFFENSE			RUSHING			PASSING			PUNTS			PEN.			FUM. Tot. Tot.									
			Tot	Run	Pass	Pen	DOWN	Yards	Plays	Avg.	Yards	Att.	Avg.	Net	Sacks	Gross	Att./	Cmp./	Int.	Avg.	Yards	Lost	Pts.	TD	Rn	Ps	Rt	Sfty	PAT	2PT	Fgs	T.O.P.	
1	9/13	at IND	[L]	21	4	15	2	8-14	365	70	5.2	71	31	2.3	294	1-7	301	38/	28/	1	2-44.0	3-17	1-1	14	2	1	1	0	0	2/2	-	0/1	33:56
2	9/20	vs. ARI	[L]	22	7	15	0	2-9	383	60	6.4	118	28	4.2	265	0-0	265	32/	27/	0	3-46.3	7-58	5-2	31	4	1	2	1	0	4/4	-	1/2	31:21
3	9/27	at HOU	[W]	23	5	17	1	4-10	397	59	6.7	111	22	5.0	286	2-14	300	35/	26/	1	4-42.8	5-60	1-1	24	3	0	3	0	3/3	-	1/1	29:08	
4	10/4	vs. TEN	[W]	19	5	13	1	8-16	379	67	5.7	95	19	5.0	284	0-0	284	48/	29/	2	5-42.2	6-68	1-1	17	2	1	1	0	0/0	1/2	1/1	25:53	
5	10/11	at SEA	[L]	24	8	13	3	6-14	379	71	5.3	143	40	3.6	236	1-5	241	30/	18/	0	3-44.3	1-10	2-0	41	5	0	4	1	0	5/5	-	2/2	34:44
6	10/18	vs. STL	[W]	13	1	11	1	4-12	262	53	4.9	55	18	3.1	207	1-6	213	34/	22/	1	6-41.2	6-52	0-0	20	2	0	1	0	2/2	-	2/2	24:48	
8	11/1	at TEN	[L]	20	12	8	0	8-15	430	67	6.4	305	49	6.2	125	0-0	125	18/	15/	0	4-48.3	4-20	0-0	30	3	2	1	0	3/3	-	3/3	39:43	
9	11/8	vs. KC	[W]	14	3	10	1	4-13	301	56	5.4	60	14	4.3	241	3-21	262	39/	23/	0	7-46.6	1-10	1-0	21	2	0	2	0	1/1	1/1	2/3	23:47	
10	11/15	at NYJ	[W]	19	7	10	2	7-13	322	60	5.4	110	29	3.8	212	0-0	212	31/	16/	2	2-50.5	4-26	1-1	22	2	1	1	0	1/1	0/1	3/3	28:53	
11	11/22	vs. BUF	[W]	14	1	12	1	3-11	343	51	6.7	53	18	2.9	290	2-7	297	31/	18/	2	4-50.5	6-43	2-1	15	1	0	1	0	0/0	0/1	3/3	23:36	
12	11/29	at SF	[L]	15	5	9	1	8-16	284	61	4.7	52	20	2.6	232	0-0	232	41/	27/	0	5-50.2	1-5	0-0	20	2	0	2	0	2/2	-	2/2	30:44	
13	12/6	vs. HOU	[W]	19	7	10	2	5-15	305	61	5.0	72	22	3.3	233	2-7	240	37/	22/	3	5-45.0	6-37	1-0	18	2	1	1	0	1/1	0/1	1/1	29:53	
14	12/13	vs. MIA	[L]	22	8	14	0	8-15	354	71	5.0	146	40	3.7	208	2-12	220	29/	21/	1	5-43.8	4-27	5-2	14	2	2	0	0	2/2	-	0/1	35:06	
15	12/17	vs. IND	[L]	18	2	16	0	8-12	369	53	7.0	61	23	2.7	308	0-0	308	30/	23/	1	3-43.0	5-40	0-0	35	5	0	4	1	0	5/5	-	0/0	24:34
16	12/27	at NE	[L]	26	12	14	0	6-10	464	62	7.5	197	36	5.5	267	0-0	267	26/	23/	0	1-42.0	2-10	1-1	35	5	1	4	0	5/5	-	0/0	32:25	
17	1/3	at CLE	[L]	18	13	4	1	5-13	300	60	5.0	214	49	4.4	86	0-0	86	11/	7/	1	3-35.7	3-15	1-0	23	2	2	0	0	2/2	-	3/3	32:58	
<b>Totals</b>			8-8	307	100	191	16	94-209	5,637	982	5.7	1,863	458	4.1	3,774	14-79	3,853	510/	345/	15	62-44.9	64-498	22-10	380	44	12	28	4	1	38/38	2/6	24/28	29:52

JACKSONVILLE JAGUARS 2008 OFFENSE GAME-BY-GAME

Wk.	Date	Opp	FIRST DOWNS			3 <sup>RD</sup>			TOT. OFFENSE			RUSHING			PASSING			PUNTS			FUM.			Tot.									
			Tot	Run	Pass	Pen	DOWN	Yards	Plays	Avg.	Yards	Att.	Avg.	Net	Sacks	Gross	Att./	Cmp./	Int.	Avg.	Yards	Pen.	Lost	Pts.	TD	Rn	Ps	Rt	Sfty	PAT	2PT	FGs	T.O.P.
1	9/7	at TEN	[L]	13	1	11	1	5-14	189	59	3.2	33	17	1.9	156	7-59	215	35/	23/	2	6-37.0	6-50	1-1	10	1	0	1	0	0	1/1	-	1/2	31-20
2	9/14	vs. BUF	[L]	19	9	9	1	2-11	243	57	4.3	98	27	3.6	145	2-20	165	28/	17/	1	4-50.5	5-35	1-0	16	1	1	0	0	0	1/1	-	3/3	28-46
3	9/21	at IND	[W]	25	13	11	1	8-14	403	70	5.8	236	48	4.9	167	0-0	167	22/	16/	1	1-60.0	5-44	0-0	23	2	1	0	1	0	2/2	-	3/3	41-35
4	9/28	vs. HOU	[W]	21	7	14	0	6-12	375	58	6.5	139	25	5.6	236	1-0	236	32/	23/	0	2-46.5	2-27	0-0	30	3	2	1	0	0	3/3	-	3/3	31-15
5	10/5	vs. PIT	[L]	14	2	9	3	3-13	213	54	3.9	38	19	2.0	175	3-25	200	32/	18/	0	5-46.6	8-89	1-0	21	3	1	1	1	0	3/3	-	0/0	26-37
6	10/12	at DEN	[W]	26	9	15	2	5-12	416	70	5.9	155	34	4.6	261	2-15	276	34/	25/	0	4-40.0	6-45	3-2	24	3	2	1	0	0	3/3	-	1/1	33-35
8	10/26	vs. CLE	[L]	23	6	16	1	11-20	380	74	5.1	113	29	3.9	267	3-16	283	42/	25/	0	3-46.7	6-40	1-1	17	2	0	2	0	0	2/2	-	1/2	35-05
9	11/2	at CIN	[L]	18	6	12	0	5-13	282	62	4.5	68	21	3.2	214	3-15	229	38/	23/	1	6-45.0	12-86	1-0	19	2	1	0	1	0	1/1	0/1	2/2	29-41
10	11/9	at DET	[W]	24	11	12	1	5-10	384	61	6.3	157	33	4.8	227	1-11	238	25/	18/	0	2-38.5	5-33	0-0	38	5	3	2	0	0	5/5	-	1/1	30-59
11	11/16	vs. TEN	[L]	17	6	7	4	3-15	257	66	3.9	140	32	4.4	117	4-31	135	30/	13/	1	10-40.9	9-61	1-0	14	2	2	0	0	0	2/2	-	0/0	32-27
12	11/23	vs. MIN	[L]	17	2	13	2	6-14	321	63	5.1	35	14	2.5	286	4-31	317	45/	27/	2	3-41.0	8-81	5-3	12	1	0	1	0	1	1/1	-	1/3	29-31
13	12/1	at HOU	[L]	21	6	15	0	4-11	388	64	6.1	126	26	4.8	262	3-25	287	35/	25/	1	3-40.3	8-60	2-2	17	2	1	1	0	0	2/2	-	1/2	33-03
14	12/7	at CHI	[L]	14	6	8	0	5-17	278	69	4.0	119	28	4.3	159	3-19	178	38/	19/	1	7-40.1	4-21	2-0	10	1	0	1	0	0	1/1	-	1/1	32-03
15	12/14	vs. GB	[W]	18	8	8	2	6-12	323	54	6.0	94	19	4.9	229	2-9	238	33/	21/	0	4-49.5	6-58	1-0	20	3	1	2	0	0	2/2	0/1	0/1	27-57
16	12/18	vs. IND	[L]	28	9	17	2	7-13	409	71	5.8	105	27	3.9	304	3-25	329	41/	28/	1	3-43.0	7-60	1-0	24	3	2	1	0	0	3/3	-	1/1	31-53
17	12/28	at BAL	[L]	14	6	6	2	6-12	245	53	4.6	118	27	4.4	127	1-0	127	25/	14/	2	4-46.5	7-28	3-2	7	1	0	1	0	0	1/1	-	0/0	27-58
<b>Totals</b>			<b>5-11</b>	<b>312</b>	<b>107</b>	<b>183</b>	<b>22</b>	<b>87-213</b>	<b>5,106</b>	<b>1,005</b>	<b>5.1</b>	<b>1,774</b>	<b>426</b>	<b>4.2</b>	<b>3,332</b>	<b>42-288</b>	<b>3,620</b>	<b>537/</b>	<b>335/</b>	<b>13</b>	<b>67-43.3</b>	<b>104-813</b>	<b>23-11</b>	<b>302</b>	<b>35</b>	<b>17</b>	<b>15</b>	<b>3</b>	<b>1</b>	<b>33/33</b>	<b>0/2</b>	<b>19/25</b>	<b>31-22</b>

JACKSONVILLE JAGUARS 2008 DEFENSE GAME-BY-GAME

Wk.	Date	Opp	FIRST DOWNS			3 <sup>RD</sup>			TOT. OFFENSE			RUSHING			PASSING			PUNTS			FUM.			Tot.									
			Tot	Run	Pass	Pen	DOWN	Yards	Plays	Avg.	Yards	Att.	Avg.	Net	Sacks	Gross	Att./	Cmp./	Int.	Avg.	Yards	Pen.	Lost	Pts.	TD	Rn	Ps	Rt	Sfty	PAT	2PT	FGs	T.O.P.
1	9/7	at TEN	[L]	14	7	6	1	3-13	309	57	5.4	137	32	4.3	172	1-3	175	24/	14/	2	7-42.9	5-36	1-0	17	2	1	1	0	0	2/2	-	1/1	28-40
2	9/14	vs. BUF	[L]	18	6	11	1	6-11	285	54	5.3	75	26	2.9	210	3-29	239	25/	20/	0	3-47.7	4-40	1-1	20	2	1	1	0	0	2/2	-	2/2	31-14
3	9/21	at IND	[W]	19	9	7	3	5-9	325	49	6.6	114	19	6.0	211	1-5	216	29/	15/	2	3-45.0	6-37	0-0	21	3	2	1	0	0	3/3	-	0/0	18-25
4	9/28	vs. HOU	[W]	23	4	18	1	9-13	386	63	6.1	79	23	3.4	307	0-0	307	40/	29/	0	2-43.5	2-15	2-0	27	3	0	3	0	0	3/3	-	2/2	32-20
5	10/5	vs. PIT	[L]	28	6	18	4	7-15	415	70	5.9	129	26	5.0	286	3-23	309	41/	26/	1	4-49.8	10-129	0-0	26	3	0	3	0	0	2/2	0/1	2/2	33-23
6	10/12	at DEN	[W]	19	7	10	2	6-13	323	60	5.4	131	23	5.7	192	0-0	192	37/	21/	1	4-48.0	4-52	2-2	17	2	0	2	0	0	2/2	-	1/1	26-25
8	10/26	vs. CLE	[L]	15	6	9	0	3-12	327	52	6.3	91	24	3.8	236	1-10	246	27/	14/	0	5-41.4	1-15	1-0	23	2	1	1	0	0	2/2	-	3/3	24-55
9	11/2	at CIN	[L]	20	9	8	3	6-13	312	62	5.0	159	29	5.5	153	2-9	162	31/	21/	1	7-35.4	5-39	1-1	21	3	1	2	0	0	3/3	-	0/0	30-19
10	11/9	at DET	[W]	13	5	7	1	4-13	256	52	4.9	103	27	3.8	153	7-45	198	18/	11/	1	4-45.3	6-46	1-0	14	2	1	1	0	0	2/2	-	0/1	29-01
11	11/16	vs. TEN	[L]	13	4	8	1	1-12	344	57	6.0	114	33	3.5	230	1-0	230	23/	13/	1	8-43.0	10-63	0-0	24	3	0	3	0	0	3/3	-	1/1	27-33
12	11/23	vs. MIN	[L]	15	9	5	1	4-13	226	57	4.0	122	34	3.6	104	3-16	120	20/	12/	1	3-46.3	5-49	0-0	30	3	2	0	1	0	3/3	-	3/3	30-29
13	12/1	at HOU	[L]	18	8	8	2	1-8	326	51	6.4	126	26	4.8	200	0-0	200	25/	14/	1	3-36.0	5-30	1-0	30	3	2	1	0	0	3/3	-	3/3	26-57
14	12/7	at CHI	[L]	16	5	10	1	5-15	296	61	4.9	86	26	3.3	210	1-9	219	34/	20/	1	6-44.5	1-5	3-0	23	2	0	2	0	0	2/2	-	3/3	27-57
15	12/14	vs. GB	[W]	18	4	13	1	10-16	338	63	5.4	84	28	3.0	254	3-24	278	32/	20/	1	2-43.5	3-30	1-0	16	1	0	1	0	0	1/1	-	3/3	32-03
16	12/18	vs. IND	[L]	20	1	17	2	6-10	396	52	7.6	32	18	1.8	364	0-0	364	34/	29/	0	2-41.0	6-50	0-0	31	4	0	3	1	0	4/4	-	1/2	28-07
17	12/28	at BAL	[L]	20	8	11	1	5-14	431	62	7.0	127	34	3.7	304	3-18	322	25/	18/	0	4-38.3	7-55	1-0	27	3	3	0	0	0	3/3	-	2/3	32-02
<b>Totals</b>			<b>5-11</b>	<b>289</b>	<b>98</b>	<b>166</b>	<b>25</b>	<b>82-200</b>	<b>5,295</b>	<b>922</b>	<b>5.7</b>	<b>1,709</b>	<b>428</b>	<b>4.0</b>	<b>3,586</b>	<b>29-191</b>	<b>3,777</b>	<b>465/</b>	<b>297/</b>	<b>13</b>	<b>67-43.0</b>	<b>80-691</b>	<b>15-4</b>	<b>367</b>	<b>41</b>	<b>14</b>	<b>25</b>	<b>2</b>	<b>0</b>	<b>40/40</b>	<b>0/1</b>	<b>27/30</b>	<b>28-38</b>

JACKSONVILLE JAGUARS 2007 OFFENSE GAME-BY-GAME

Wk.	Date	Opp	FIRST DOWNS			TOT. OFFENSE			RUSHING			PASSING			PUNTS			FUM.			2PT	FGs	T.O.P.								
			Tot	Run	Pass	Pen	Yards	Plays	Avg.	Yards	Att.	Net	Sacks	Gross	Att./Cmp./Int.	Yards	Lost	Pts.	TD	Rn				Ps	Rt	Sfty	PAT				
1	9/9	vs. TEN	[L]	13	5	6	2	5-12	272	50	5.4	75	17	4.4	197	3-7	204	30/17/0	5-42.2	4-45	1-1	10	1	0	0	1/1	-	1/1	23:05		
2	9/16	vs. ATL	[W]	17	5	12	0	5-14	364	63	5.8	113	34	3.3	251	4-21	272	25/17/0	4-33.5	11-91	1-0	13	1	0	1	0	1/1	-	2/2	34:15	
3	9/23	at DEN	[W]	21	11	9	1	8-16	326	70	4.7	186	47	4.0	140	3-14	154	20/14/0	2-40.0	3-14	2-2	23	2	1	1	0	0	2/2	-	3/3	38:42
5	10/7	at KC	[W]	20	7	12	1	8-15	357	66	5.4	156	35	4.5	201	4-17	218	27/20/0	4-45.0	5-30	0-0	17	2	1	1	0	0	2/2	-	1/2	36:43
6	10/14	vs. HOU	[W]	25	9	13	3	5-10	457	61	7.5	244	26	9.4	213	1-8	221	34/22/0	0-0.0	3-28	3-3	37	5	2	2	1	0	4/5	-	1/2	29:20
7	10/22	vs. IND	[L]	18	9	8	1	5-13	226	66	3.4	117	27	4.3	109	3-19	128	36/17/2	1-47.0	2-20	2-1	7	1	1	0	0	1/1	-	0/0	25:53	
8	10/28	at TB	[W]	12	6	6	0	4-16	219	62	3.5	133	44	3.0	86	2-14	100	16/7/0	8-45.5	5-45	1-0	24	3	1	1	1	0	3/3	-	1/1	32:05
9	11/4	at NO	[L]	18	4	13	1	6-13	432	58	7.4	88	23	3.8	344	2-10	354	33/20/3	5-38.6	4-38	0-0	24	3	0	2	1	0	3/3	-	1/1	26:06
10	11/11	at TEN	[W]	19	10	7	2	6-16	262	68	3.9	166	44	3.8	96	1-5	101	23/13/0	5-43.0	4-35	1-1	28	4	3	1	0	0	4/4	-	0/0	34:23
11	11/18	vs. SD	[W]	18	8	9	1	5-14	311	61	5.1	122	37	3.3	189	0-0	189	24/15/0	5-40.6	5-42	0-0	24	3	1	2	0	0	3/3	-	1/1	32:57
12	11/25	vs. BUF	[W]	21	6	14	1	9-16	416	64	6.5	124	26	4.8	292	1-4	296	37/23/0	1-51.0	1-5	1-1	36	3	2	1	0	0	3/3	-	5/5	29:15
13	12/2	at IND	[L]	27	12	14	1	6-10	411	63	6.5	168	31	5.4	243	3-14	257	29/24/1	0-0.0	8-64	1-1	25	3	1	2	0	0	2/2	1/1	1/2	35:45
14	12/9	vs. CAR	[W]	24	8	14	2	9-17	427	75	5.7	178	38	4.7	249	0-0	249	37/21/0	1-26.0	6-40	2-1	37	4	1	2	1	0	4/4	-	3/3	38:58
15	12/16	at PIT	[W]	25	13	11	1	5-14	421	75	5.6	224	42	5.3	197	0-0	197	33/17/1	5-29.0	1-10	0-0	29	4	1	3	0	0	2/3	0/1	1/1	37:39
16	12/23	vs. OAK	[W]	26	9	13	4	7-11	437	56	7.8	201	28	7.2	236	2-17	253	26/16/1	4-50.3	6-42	2-1	49	7	3	4	0	0	7/7	-	0/0	27:12
17	12/30	at HOU	[L]	24	5	19	0	7-12	381	64	6.0	96	23	4.2	285	2-17	302	39/25/0	4-49.8	8-45	1-1	28	4	0	4	0	0	4/4	-	0/0	31:47
<b>Totals</b>			11-5	328	127	180	21	100-219	5,719	1,022	5.6	2,391	522	4.6	3,328	31-167	3,495	469/288/8	54-41.6	76-594	18-13	411	50	18	28	4	0	46/48	1/2	21/24	32:08
WC 1/5 at PIT			[W]	14	8	5	1	4-11	239	54	4.4	135	29	4.7	104	4-36	140	21/9/2	4-50.0	6-40	0-0	31	4	2	1	1	0	4/4	-	1/2	27:01
DIV 1/12 at NE			[L]	22	4	15	3	4-10	350	56	6.3	80	22	3.6	270	1-8	278	33/22/1	1-50.0	5-42	2-1	20	2	0	2	0	0	2/2	-	2/2	27:18

JACKSONVILLE JAGUARS 2007 DEFENSE GAME-BY-GAME

Wk.	Date	Opp	FIRST DOWNS			TOT. OFFENSE			RUSHING			PASSING			PUNTS			FUM.			2PT	FGs	T.O.P.								
			Tot	Run	Pass	Pen	Yards	Plays	Avg.	Yards	Att.	Net	Sacks	Gross	Att./Cmp./Int.	Yards	Lost	Pts.	TD	Rn				Ps	Rt	Sfty	PAT				
1	9/9	vs. TEN	[L]	22	15	5	2	6-12	350	69	5.1	282	49	5.8	68	2-10	78	18/11/1	3-30.0	4-29	3-1	13	1	1	0	0	1/1	-	2/2	36:55	
2	9/16	vs. ATL	[W]	13	3	9	1	7-14	248	52	4.8	82	25	3.3	166	7-34	200	20/12/0	5-39.2	5-44	0-0	7	1	1	0	0	1/1	-	0/2	25:45	
3	9/23	at DEN	[W]	11	2	9	0	4-8	265	42	6.3	47	18	2.6	218	1-4	222	23/16/1	2-63.0	6-36	2-2	14	2	1	1	0	0	2/2	-	0/0	21:18
5	10/7	at KC	[W]	14	0	14	0	4-14	271	56	4.8	10	10	1.0	261	3-18	279	43/25/1	7-46.0	3-25	1-0	7	1	0	1	0	1/1	-	0/1	23:17	
6	10/14	vs. HOU	[W]	23	5	18	0	2-10	390	69	5.7	61	24	2.5	329	2-12	341	43/30/1	2-44.5	8-58	2-2	17	1	0	1	0	0	0/0	1/1	3/3	30:40
7	10/22	vs. IND	[L]	24	12	10	2	7-14	384	72	5.3	141	33	4.3	243	2-16	259	37/23/1	3-40.3	4-27	1-0	29	3	2	1	0	1	3/3	-	2/2	34:07
8	10/28	at TB	[W]	18	5	12	1	4-14	385	64	6.0	136	21	6.5	249	2-18	267	41/19/3	6-44.5	7-74	0-0	23	2	1	1	0	0	2/2	-	3/3	27:55
9	11/4	at NO	[L]	32	6	25	1	4-10	538	75	7.2	103	25	4.1	435	1-10	445	49/35/0	3-44.3	2-20	2-1	41	5	1	3	1	0	5/5	-	2/4	33:54
10	11/11	at TEN	[W]	17	2	14	1	4-15	292	64	4.6	62	19	3.3	230	4-27	257	41/24/2	5-44.0	9-56	2-1	13	1	0	1	0	1/1	-	2/2	25:37	
11	11/18	vs. SD	[W]	18	6	11	1	4-12	388	60	6.5	79	20	4.0	309	0-0	309	40/22/2	4-44.8	4-31	0-0	17	2	1	1	0	0	2/2	-	1/1	27:03
12	11/25	vs. BUF	[W]	20	5	14	1	9-16	297	65	4.6	94	24	3.9	203	1-8	211	40/27/2	4-37.8	5-29	1-1	14	2	1	1	0	0	2/2	-	0/0	30:45
13	12/2	at IND	[L]	19	4	14	1	10-13	342	55	6.2	63	25	2.5	279	1-9	288	29/20/1	2-38.0	2-15	0-0	28	4	0	4	0	0	4/4	-	0/0	24:15
14	12/9	vs. CAR	[W]	10	3	6	1	2-12	149	54	2.8	50	15	3.3	99	1-6	105	38/16/1	5-48.4	5-50	1-1	6	0	0	0	0	0/0	-	2/2	21:02	
15	12/16	at PIT	[W]	13	7	6	0	5-13	217	55	3.9	111	17	6.5	106	5-40	146	33/16/0	7-40.9	4-34	2-0	22	3	0	3	0	2/2	1/1	0/0	22:21	
16	12/23	vs. OAK	[W]	13	7	6	0	3-15	215	65	3.3	110	30	3.7	105	4-24	129	31/13/3	6-49.5	11-88	3-1	11	1	0	1	0	0/0	1/1	1/1	32:48	
17	12/30	at HOU	[L]	19	10	8	1	5-9	290	53	5.5	170	34	5.0	120	1-8	128	18/11/1	2-36.5	3-20	0-0	42	6	3	1	2	0	6/6	-	0/0	28:13
<b>Totals</b>			11-5	286	92	181	13	80-201	5,021	970	5.2	1,605	390	4.1	3,416	37-244	3,660	543/319/20	66-43.5	82-636	20-10	304	35	12	20	3	1	32/32	3/3	18/23	27:52
WC 1/5 at PIT			[W]	24	5	17	2	7-14	340	74	4.6	43	26	1.7	297	6-40	337	42/29/3	4-44.3	5-50	1-1	29	4	2	2	0	0	2/2	0/2	1/1	32:59
DIV 1/12 at NE			[L]	24	11	12	1	6-10	403	58	6.9	145	29	5.0	258	1-4	262	28/26/0	1-30.0	6-74	0-0	31	4	1	3	0	0	4/4	-	1/2	32:42

JACKSONVILLE JAGUARS 2006 OFFENSE GAME-BY-GAME

Wk.	Date	Opp	FIRST DOWNS			3 <sup>RD</sup>			TOT. OFFENSE			RUSHING			PASSING			PUNTS			PEN.			FUM.			Tot.						
			Tot	Run	Pass	Pen	DOWN	Down	Pen	Yards	Plays	Avg.	Yards	Att.	Avg.	Net	Sacks	Gross	Att./	Cmp./	Int.	Avg.	Yards	Lost	Pts.	TD	Rn	Ps	Rt	Sfty	PAT	2PT	FGs
1	9/10 vs. DAL	[W]	22	6	14	2	5-13	307	67	4.6	78	32	2.4	229	1-8	237	34/	23/	1	6-44.0	2-41	1-0	24	3	2	1	0	0	3/3	-	1/2	34-12	
2	9/18 vs. PIT	[W]	17	3	13	1	6-18	362	70	5.2	110	30	3.7	252	1-8	260	39/	26/	1	6-41.8	10-86	1-0	9	0	0	0	0	0	0/0	-	3/3	37-25	
3	9/24 at IND	[L]	20	12	7	1	9-16	297	69	4.3	191	40	4.8	106	1-1	107	28/	16/	2	4-46.5	4-38	0-0	14	2	1	1	0	0	2/2	-	0/2	39-24	
4	10/1 at WAS	[L]	12	2	10	0	2-13	307	54	5.7	32	16	2.2	275	4-15	290	34/	20/	1	5-49.2	4-35	1-1	30	3	0	3	0	0	3/3	-	3/3	25-17	
5	10/8 vs. NYJ	[W]	19	8	9	2	6-13	312	60	5.2	181	39	4.6	131	1-9	140	20/	9/	0	4-38.5	9-62	0-0	41	5	3	2	0	0	5/5	-	2/2	32-02	
7	10/22 at HOU	[L]	14	7	5	2	3-12	220	54	4.1	102	25	4.1	118	1-7	125	28/	14/	0	7-42.1	7-35	2-2	7	1	1	0	0	1/1	-	0/0	26-30		
8	10/29 at PHI	[W]	16	13	3	0	4-14	285	64	4.5	209	46	4.5	76	1-11	87	17/	10/	0	5-39.8	5-44	2-1	13	1	1	0	0	1/1	-	2/2	36-51		
9	11/5 vs. TEN	[W]	17	8	8	1	5-13	342	54	6.3	173	30	5.8	169	2-8	177	22/	12/	0	5-41.0	4-20	0-0	37	4	0	3	1	0	4/4	-	3/3	30-11	
10	11/12 vs. HOU	[L]	16	6	9	1	5-10	322	55	5.9	118	19	6.2	204	2-10	214	34/	15/	4	4-36.5	9-65	1-0	10	1	1	0	0	1/1	-	1/1	22-27		
11	11/20 vs. NYG	[W]	21	8	13	0	9-18	414	75	5.5	165	43	3.8	249	0-0	249	32/	19/	0	4-36.8	9-65	2-1	26	2	2	0	0	2/2	-	4/4	40-19		
12	11/26 at BUF	[L]	19	11	7	1	1-11	323	60	5.4	207	35	5.9	116	3-16	132	22/	16/	0	6-38.7	10-108	2-1	24	3	1	2	0	0	3/3	-	1/2	32-10	
13	12/3 at MIA	[W]	18	8	10	0	7-12	353	57	6.2	150	31	4.8	203	4-26	229	22/	16/	0	3-38.3	7-60	1-1	24	3	1	2	0	0	3/3	-	1/1	36-56	
14	12/10 vs. IND	[W]	23	16	4	3	2-9	447	57	7.8	375	42	8.9	72	1-7	79	14/	8/	1	1-20.0	3-31	0-0	44	5	4	0	1	0	5/5	-	3/4	31-37	
15	12/17 at TEN	[L]	23	9	13	1	10-19	396	82	4.8	193	41	4.7	203	4-30	233	37/	22/	3	2-37.5	2-25	1-1	17	2	1	1	0	0	2/2	-	1/1	44-22	
16	12/24 vs. NE	[L]	12	3	8	1	5-12	339	46	7.4	144	22	6.5	195	1-0	195	23/	17/	0	5-38.8	7-60	2-1	21	3	2	1	0	0	3/3	-	0/1	22-47	
17	12/31 at KC	[L]	24	7	14	3	6-14	397	65	6.1	113	22	5.1	284	3-22	306	40/	23/	1	6-31.8	5-35	0-0	30	4	3	1	0	0	3/3	0-1	1/1	29-22	
<b>Totals</b>			<b>8-8</b>	<b>293</b>	<b>127</b>	<b>147</b>	<b>19</b>	<b>85-217</b>	<b>5,423</b>	<b>989</b>	<b>5.5</b>	<b>2,541</b>	<b>513</b>	<b>5.0</b>	<b>2,882</b>	<b>30-178</b>	<b>3,060</b>	<b>446/</b>	<b>266/</b>	<b>14</b>	<b>73-40.0</b>	<b>97-806</b>	<b>16-9</b>	<b>371</b>	<b>42</b>	<b>23</b>	<b>17</b>	<b>2</b>	<b>0</b>	<b>41/41</b>	<b>0-1</b>	<b>26/32</b>	<b>32-11</b>

JACKSONVILLE JAGUARS 2006 DEFENSE GAME-BY-GAME

Wk.	Date	Opp	FIRST DOWNS			3 <sup>RD</sup>			TOT. OFFENSE			RUSHING			PASSING			PUNTS			PEN.			FUM.			Tot.						
			Tot	Run	Pass	Pen	DOWN	Down	Pen	Yards	Plays	Avg.	Yards	Att.	Avg.	Net	Sacks	Gross	Att./	Cmp./	Int.	Avg.	Yards	Lost	Pts.	TD	Rn	Ps	Rt	Sfty	PAT	2PT	FGs
1	9/10 vs. DAL	[W]	14	4	9	1	6/15	323	57	5.7	88	22	4.0	235	2-11	246	33/	16/	3	5-53.2	9-93	0-0	17	2	1	1	0	0	2/2	-	1/2	25-48	
2	9/18 vs. PIT	[W]	9	0	7	2	3/13	153	48	3.2	26	14	1.9	127	2-14	141	32/	17/	2	8-44.8	3-25	1-0	0	0	0	0	0	0/0	-	0/0	22-35		
3	9/24 at IND	[L]	14	4	10	0	6/13	272	53	5.1	63	20	3.2	209	2-10	219	31/	14/	0	7-43.3	4-35	0-0	21	3	1	1	1	0	3/3	-	0/0	20-36	
4	10/1 at WAS	[L]	22	11	11	0	7/14	481	70	6.9	152	40	3.8	329	0-0	329	30/	18/	1	5-30.8	4-40	1-1	36	4	1	3	0	0	3/3	-	3/3	36-32	
5	10/8 vs. NYJ	[W]	11	6	3	2	3/14	177	58	3.1	132	34	3.9	45	6-26	71	18/	10/	3	6-40.8	6-59	1-1	0	0	0	0	0	0/0	-	0/0	27-58		
7	10/22 at HOU	[L]	21	10	10	1	5/14	349	69	5.1	131	34	3.9	218	1-6	224	34/	25/	0	5-43.4	3-17	0-0	27	3	1	2	0	0	3/3	-	2/3	33-30	
8	10/29 at PHI	[W]	14	4	9	1	4/14	227	58	3.9	85	20	4.3	142	4-19	161	34/	18/	0	7-44.0	8-50	0-0	6	0	0	0	0	0/0	-	2/2	23-09		
9	11/5 vs. TEN	[W]	14	5	8	1	5/18	262	69	3.8	108	32	3.4	154	1-9	163	36/	15/	3	7-46.7	4-20	1-0	7	1	0	1	0	0	1/1	-	0/0	29-49	
10	11/12 vs. HOU	[L]	21	9	9	3	8/19	306	80	3.8	148	42	3.5	158	3-18	176	35/	17/	0	5-34.2	6-51	1-0	13	1	1	0	0	1/1	-	2/4	37-33		
11	11/20 vs. NYG	[W]	13	3	8	2	4/13	247	56	4.4	25	14	1.8	222	1-8	230	41/	19/	2	6-40.2	5-35	1-1	10	1	0	1	0	0	1/1	-	1/1	19-41	
12	11/26 at BUF	[L]	13	3	8	2	3/10	241	51	4.7	72	23	3.1	169	0-0	169	28/	21/	1	6-44.2	4-55	3-0	27	3	2	0	1	0	3/3	-	2/2	27-50	
13	12/3 at MIA	[W]	20	7	12	1	7/14	309	65	4.8	68	19	3.6	241	4-26	267	42/	27/	2	3-41.0	1-10	0-0	10	1	0	1	0	0	1/1	-	1/2	29-04	
14	12/10 vs. IND	[W]	23	6	15	2	7/16	339	72	4.7	34	20	1.7	305	2-8	313	50/	25/	1	6-32.3	7-71	0-0	17	2	2	0	0	2/2	-	1/1	28-23		
15	12/17 at TEN	[L]	5	2	3	0	0/8	98	34	2.9	41	16	2.6	57	3-28	85	15/	8/	0	5-43.8	4-40	1-0	24	3	0	0	3	0	3/3	-	1/2	15-38	
16	12/24 vs. NE	[L]	22	10	10	2	8/16	359	70	5.1	117	30	3.9	242	1-7	249	39/	28/	0	5-35.0	7-51	0-0	24	3	2	1	0	0	3/3	-	1/2	37-13	
17	12/31 at KC	[L]	23	10	11	2	7/16	395	68	5.8	170	40	4.3	225	3-10	235	25/	16/	2	4-39.5	5-32	2-1	35	5	3	1	1	0	5/5	-	0/0	30-38	
<b>Totals</b>			<b>8-8</b>	<b>259</b>	<b>94</b>	<b>143</b>	<b>22</b>	<b>89-227</b>	<b>4,538</b>	<b>978</b>	<b>4.6</b>	<b>1,460</b>	<b>420</b>	<b>3.5</b>	<b>3,078</b>	<b>35-200</b>	<b>3,278</b>	<b>523/</b>	<b>294/</b>	<b>20</b>	<b>90-41.4</b>	<b>80-684</b>	<b>12-4</b>	<b>274</b>	<b>32</b>	<b>14</b>	<b>12</b>	<b>6</b>	<b>0</b>	<b>31/31</b>	<b>0-1</b>	<b>17/24</b>	<b>27-49</b>

JACKSONVILLE JAGUARS 2005 OFFENSE GAME-BY-GAME

Wk.	Date	Opp	FIRST DOWNS			3 <sup>RD</sup>			TOT. OFFENSE			RUSHING			PASSING			PUNTS			FUM.			Tot.	T.O.P.								
			Tot	Run	Pass	Pen	Down	Yards	Plays	Avg.	Yards	Att.	Avg.	Net	Sacks	Gross	Att./	Cmp./	Int.	Avg.	Yards	Lost	Pts.			TD	Rn	Ps	Rt	Sfty	PAT	2PT	Fgs
1	9/11 vs. SEA	[W]	18	4	13	1	4-13	362	66	5.5	119	31	3.8	243	3-15	258	32/	18/	0	4-44.0	6-31	1-0	26	2	0	2	0	0	2/2	-	4/5	34:11	
2	9/18 at IND	[L]	12	4	7	1	6-15	303	59	5.1	128	24	5.3	175	6-23	198	29/	16/	0	7-45.6	7-60	6-0	3	0	0	0	0	0/0	-	1/2	31:20		
3	9/25 at NYJ	[W]	16	8	7	1	10-20	308	73	4.2	139	47	3.0	169	2-8	177	24/	16/	1	6-50.0	9-85	3-2	26	3	1	2	0	0	2/2	-	2/2	40:31	
4	10/2 vs. DEN	[L]	13	1	10	2	3-9	241	47	5.1	12	11	1.1	229	2-11	240	34/	20/	2	6-41.8	15-119	3-2	7	1	0	1	0	1/1	-	0/0	21:55		
5	10/9 vs. CIN	[W]	19	8	7	4	2-11	342	61	5.6	181	37	4.9	161	0-0	161	24/	10/	0	5-39.8	10-98	1-1	23	2	0	2	0	0	2/2	-	3/3	29:25	
6	10/16 at PIT	[W]	17	6	9	2	7-19	246	73	3.4	93	35	2.7	153	3-24	177	35/	19/	1	9-46.9	10-106	1-0	23	3	1	1	1	0	2/2	-	1/1	36:09	
8	10/30 at STL	[L]	16	6	10	0	6-14	427	61	7.0	221	28	7.9	206	2-7	213	31/	18/	1	3-25.7	4-25	1-0	21	3	1	2	0	0	3/3	-	0/2	31:22	
9	11/6 vs. HOU	[W]	18	4	12	2	6-12	312	54	5.8	98	27	3.6	214	2-4	218	25/	19/	0	6-37.8	6-45	1-0	21	3	2	1	0	0	3/3	-	0/0	29:04	
10	11/13 vs. BAL	[W]	20	8	10	2	5-14	338	66	5.1	133	35	3.8	205	1-6	211	30/	16/	0	5-40.6	5-42	0-0	30	3	1	1	1	0	3/3	-	3/3	34:29	
11	11/20 at TEN	[W]	22	5	15	2	10-17	295	70	4.2	49	30	1.6	246	2-12	258	38/	22/	0	6-50.2	3-15	1-1	31	4	1	3	0	0	4/4	-	1/1	31:54	
12	11/27 at AZ	[W]	19	8	9	2	8-15	295	61	4.8	162	33	4.9	133	0-0	133	28/	14/	0	4-39.0	11-81	0-0	24	3	2	0	1	0	3/3	-	1/2	31:41	
13	12/4 at CLE	[W]	17	7	8	2	5-13	237	59	4.0	122	38	3.8	115	1-1	116	20/	11/	1	4-41.3	5-50	0-0	20	2	0	2	0	0	2/2	-	2/2	29:43	
14	12/11 vs. IND	[L]	18	5	12	1	3-11	324	58	5.6	74	23	3.2	250	0-0	250	35/	26/	0	5-38.6	7-65	4-3	18	2	1	1	0	0	1/1	1/1	1/1	26:02	
15	12/18 vs. SF	[W]	21	6	13	2	6-17	336	77	4.4	134	35	3.8	202	2-14	216	40/	21/	0	8-39.3	10-84	0-0	10	1	1	0	0	0	1/1	-	1/2	35:40	
16	12/24 at HOU	[W]	30	11	14	5	5-11	448	67	6.7	172	33	5.2	276	3-16	292	31/	18/	0	2-49.0	6-50	2-0	38	5	4	1	0	0	5/5	-	1/2	32:18	
17	1/1 vs. TEN	[W]	25	6	14	5	7-14	335	69	4.9	122	35	3.5	213	3-21	234	31/	19/	0	3-38.7	7-50	2-1	40	5	3	2	0	0	4/5	-	2/2	34:11	
<b>Totals</b>			<b>12-4</b>	<b>301</b>	<b>97</b>	<b>170</b>	<b>34</b>	<b>93-225</b>	<b>5,149</b>	<b>1,021</b>	<b>5.0</b>	<b>1,959</b>	<b>502</b>	<b>3.9</b>	<b>3,190</b>	<b>32-162</b>	<b>3,352</b>	<b>487/</b>	<b>283/</b>	<b>6</b>	<b>83-42.4</b>	<b>121-1006</b>	<b>27-11</b>	<b>361</b>	<b>42</b>	<b>18</b>	<b>21</b>	<b>3</b>	<b>0</b>	<b>38/39</b>	<b>1/1</b>	<b>23/30</b>	<b>31:33</b>
<b>WC 1/7/05 at NE</b>			<b>[L]</b>	<b>15</b>	<b>1</b>	<b>14</b>	<b>0</b>	<b>1-12</b>	<b>292</b>	<b>62</b>	<b>4.7</b>	<b>87</b>	<b>17</b>	<b>5.1</b>	<b>205</b>	<b>6-42</b>	<b>247</b>	<b>39/</b>	<b>21/</b>	<b>1</b>	<b>5-41.8</b>	<b>8-40</b>	<b>2-1</b>	<b>3</b>	<b>0</b>	<b>0</b>	<b>0</b>	<b>0</b>	<b>0/0</b>	<b>-</b>	<b>1/2</b>	<b>29:34</b>	

JACKSONVILLE JAGUARS 2005 DEFENSE GAME-BY-GAME

Wk.	Date	Opp	FIRST DOWNS			3 <sup>RD</sup>			TOT. OFFENSE			RUSHING			PASSING			PUNTS			FUM.			Tot.	T.O.P.								
			Tot	Run	Pass	Pen	Down	Yards	Plays	Avg.	Yards	Att.	Avg.	Net	Sacks	Gross	Att./	Cmp./	Int.	Avg.	Yards	Lost	Pts.			TD	Rn	Ps	Rt	Sfty	PAT	2PT	Fgs
1	9/11 vs. SEA	[W]	20	5	13	2	3-9	322	58	5.6	97	19	5.1	225	3-21	246	37/	21/	1	5-46.0	5-29	3-3	14	2	0	2	0	0	2/2	-	0/0	25:49	
2	9/18 at IND	[L]	18	10	7	1	7-16	268	66	4.1	146	38	3.8	122	0-0	122	28/	13/	2	7-46.1	6-45	0-0	10	1	1	0	0	0	1/1	-	1/1	28:40	
3	9/25 at NYJ	[W]	12	4	5	3	3-12	168	51	3.3	89	25	3.6	79	4-16	95	22/	11/	2	7-48.6	6-44	3-1	20	2	1	0	1	0	2/2	-	2/2	25:34	
4	10/2 vs. DEN	[L]	24	9	12	3	5-15	306	73	4.2	188	44	4.3	118	3-18	136	26/	19/	0	4-48.5	5-30	0-0	20	2	0	2	0	0	2/2	-	2/4	38:05	
5	10/9 vs. CIN	[W]	20	6	12	2	4-13	364	61	6.0	132	26	5.1	232	2-7	239	33/	22/	0	6-36.0	12-94	2-1	20	2	0	2	0	0	2/2	-	2/2	30:35	
6	10/16 at PIT	[W]	16	3	7	6	1-12	218	60	3.6	73	30	2.4	145	2-9	154	28/	11/	3	6-31.7	7-80	2-1	17	2	0	1	1	0	2/2	-	1/2	27:27	
8	10/30 at STL	[L]	15	7	7	1	4-12	386	56	6.9	200	33	6.1	186	2-14	200	21/	13/	3	5-40.8	9-59	0-0	24	3	0	2	1	0	3/3	-	1/1	28:38	
9	11/6 vs. HOU	[W]	17	7	10	0	4-12	279	59	4.7	88	23	3.8	191	6-28	219	30/	22/	0	5-44.0	4-30	5-1	14	2	1	1	0	0	2/2	-	0/0	30:56	
10	11/13 vs. BAL	[W]	8	2	5	1	4-14	163	54	3.0	53	17	3.1	110	4-32	142	33/	19/	3	7-44.6	9-86	0-0	3	0	0	0	0	0	0/0	-	1/1	25:31	
11	11/20 at TEN	[W]	16	4	11	1	5-13	254	54	4.7	63	21	3.0	191	3-17	208	30/	20/	1	8-46.6	11-73	0-0	28	4	1	2	1	0	4/4	-	0/0	28:06	
12	11/27 at AZ	[W]	23	2	16	5	3-11	368	65	5.7	67	16	4.2	301	3-14	315	46/	29/	1	4-40.0	11-105	1-1	17	2	0	2	0	0	2/2	-	1/2	28:19	
13	12/4 at CLE	[W]	15	4	9	2	4-12	303	57	5.3	98	32	3.1	205	5-21	226	20/	13/	0	6-37.2	7-97	1-0	14	2	0	2	0	0	2/2	-	0/1	30:17	
14	12/11 vs. IND	[L]	25	3	19	3	6-14	399	74	5.4	99	34	2.9	300	3-24	324	37/	24/	0	3-46.3	5-47	0-0	26	2	0	2	0	0	2/2	-	4/4	33:58	
15	12/18 vs. SF	[W]	11	4	3	4	1-13	217	51	4.3	110	25	4.4	107	2-16	123	24/	8/	1	8-41.9	8-56	1-0	9	0	0	0	0	0	0/0	-	3/3	24:20	
16	12/24 at HOU	[W]	18	4	13	1	7-13	370	62	6.0	107	29	3.7	263	4-32	295	29/	19/	1	2-32.0	7-40	1-0	20	2	0	2	0	0	2/2	-	2/4	27:42	
17	1/1 vs. TEN	[W]	15	5	9	1	6-14	270	62	4.4	99	22	4.5	171	1-8	179	39/	21/	1	5-48.0	18-140	2-1	13	2	0	2	0	0	1/2	-	0/0	25:49	
<b>Totals</b>			<b>12-4</b>	<b>273</b>	<b>79</b>	<b>158</b>	<b>36</b>	<b>67-205</b>	<b>4,655</b>	<b>963</b>	<b>4.8</b>	<b>1,709</b>	<b>434</b>	<b>3.9</b>	<b>2,946</b>	<b>47-277</b>	<b>3,223</b>	<b>482/</b>	<b>285/</b>	<b>19</b>	<b>88-42.8</b>	<b>130-1055</b>	<b>21-9</b>	<b>269</b>	<b>30</b>	<b>4</b>	<b>22</b>	<b>4</b>	<b>0</b>	<b>29/30</b>	<b>-</b>	<b>20/27</b>	<b>28:27</b>
<b>WC 1/7/05 at NE</b>			<b>[L]</b>	<b>17</b>	<b>6</b>	<b>10</b>	<b>1</b>	<b>7-14</b>	<b>307</b>	<b>59</b>	<b>5.2</b>	<b>118</b>	<b>28</b>	<b>4.2</b>	<b>189</b>	<b>4-12</b>	<b>201</b>	<b>27/</b>	<b>15/</b>	<b>0</b>	<b>5-39.2</b>	<b>4-32</b>	<b>4-0</b>	<b>28</b>	<b>4</b>	<b>0</b>	<b>3</b>	<b>1</b>	<b>0</b>	<b>4/4</b>	<b>-</b>	<b>0/0</b>	<b>30:26</b>

JACKSONVILLE JAGUARS 2004 OFFENSE GAME-BY-GAME

Wk.	Date	Opp	FIRST DOWNS			3 <sup>RD</sup>			TOT. OFFENSE			RUSHING			PASSING			PUNTS			PEN.			FUM. Tot.			T.O.P.							
			Tot	Run	Pass	Pen	DOWN	Yards	Plays	Avg.	Yards	Att.	Avg.	Net	Sacks	Gross	Att./	Cmp./	Int.	Avg.	Yards	Lost	Pts.	TD	Rn	Ps		Rt	Sfty	PAT	2PT	FGs		
1	9/12	at BUF	[W]	14	4	8	2	2-13	225	61	3.7	83	23	3.6	142	2-5	147	36/	18/	2	6-47.0	9-50	0-0	13	1	0	1	0	0	1-1	-	2-2	26:07	
2	9/19	vs DEN	[W]	8	2	4	2	1-10	176	40	4.4	67	22	3.0	109	2-11	120	16/	8/	0	9-44.1	10-85	1-0	7	1	0	1	0	0	1-1	-	0-0	22:52	
3	9/26	at TEN	[W]	15	7	6	2	3-11	253	51	5.0	136	29	4.7	117	2-7	124	20/	14/	0	7-39.0	9-87	3-0	15	2	1	1	0	0	1-1	1-1	0-0	28:46	
4	10/3	vs IND	[L]	23	5	16	2	8-15	408	73	5.6	97	31	3.1	311	1-7	318	41/	29/	0	1-33.0	5-28	2-1	17	1	0	1	0	0	--	-	1-1	3-4	35:33
5	10/10	at SD	[L]	28	6	19	3	7-14	429	75	5.7	80	18	4.4	349	3-8	357	54/	36/	2	3-38.7	5-33	1-1	21	3	2	1	0	0	3-3	-	0-0	30:02	
6	10/17	vs KC	[W]	19	4	14	1	6-13	378	63	6.0	101	23	4.4	277	4-21	298	36/	24/	0	5-46.0	5-46	0-0	22	3	1	2	0	0	2-2	1-1	0-1	30:00	
7	10/24	at IND	[W]	20	5	15	0	5-11	414	60	6.9	128	27	4.7	286	3-14	300	30/	23/	1	1-36.0	6-48	2-1	27	2	0	2	0	0	1-1	1-1	4-4	34:34	
8	10/31	at HOU	[L]	14	3	10	1	4-12	287	55	5.2	39	12	3.3	248	1-7	255	42/	27/	2	4-47.0	11-80	1-0	6	0	0	0	0	0	--	-	2-3	24:54	
10	11/14	vs DET	ot	[W]	22	10	11	12-22	415	89	4.7	239	50	4.8	176	3-22	198	36/	19/	0	8-39.6	10-99	0-0	23	3	1	2	0	0	2-2	-	1-1	41:44	
11	11/21	vs TEN	[L]	18	9	8	1	3-13	274	61	4.5	151	32	4.7	123	2-6	129	27/	13/	1	6-40.8	3-22	1-1	15	1	1	0	0	1	1-1	-	2-3	31:32	
12	11/28	at MIN	[L]	18	7	10	1	7-15	379	63	6.0	154	27	5.7	225	2-10	235	34/	19/	0	2-54.0	6-45	3-2	16	1	0	1	0	0	1-1	-	3-3	31:17	
13	12/5	vs PIT	[L]	20	5	11	4	6-14	359	63	5.7	100	34	2.9	259	2-9	268	27/	16/	0	3-47.7	3-25	1-0	16	1	0	1	0	0	1-1	-	3-5	34:37	
14	12/12	vs CH	[W]	22	5	13	4	4-15	332	73	4.5	90	28	3.2	242	0-0	242	45/	25/	1	8-42.6	8-75	1-0	22	2	0	2	0	1	2-2	-	2-2	35:43	
15	12/19	at GB	[W]	19	8	6	5	3-11	312	57	5.5	197	36	5.5	115	1-6	121	20/	9/	0	7-36.6	7-85	3-2	28	4	2	2	0	0	4-4	-	0-0	30:42	
16	12/26	vs HOU	[L]	6	4	2	0	1-10	126	44	2.9	95	20	4.8	31	3-23	54	21/	10/	1	7-45.3	5-45	3-2	0	0	0	0	0	0	0-0	-	0-1	21:02	
17	1/2	at OAK	[W]	13	4	8	1	8-1	242	63	3.8	93	34	2.7	149	1-0	149	28/	15/	1	7-43.6	7-87	1-1	13	1	1	0	0	0	1-1	-	2-2	30:53	
<b>Totals</b>	9-7	279	88	161	30	80-217	5,009	991	5.1	1,850	446	4.2	3,159	32-156	3,315	513/	305/	11	84-42.8	109-940	23-11	261	26	9	17	0	2	21-21	4-4	24-31	30:28			

JACKSONVILLE JAGUARS 2004 DEFENSE GAME-BY-GAME

Wk.	Date	Opp	FIRST DOWNS			3 <sup>RD</sup>			TOT. OFFENSE			RUSHING			PASSING			PUNTS			PEN.			FUM. Tot.			T.O.P.						
			Tot	Run	Pass	Pen	DOWN	Yards	Plays	Avg.	Yards	Att.	Avg.	Net	Sacks	Gross	Att./	Cmp./	Int.	Avg.	Yards	Lost	Pts.	TD	Rn	Ps		Rt	Sfty	PAT	2PT	FGs	
1	9/12	at BUF	[W]	16	5	10	1	7-14	242	63	3.8	95	36	2.6	147	1-6	153	26/	17/	0	5-44.6	7-78	3-2	10	1	0	1	0	0	1-1	-	1-2	33:53
2	9/19	vs DEN	[W]	20	4	13	3	6-17	356	74	4.8	106	35	3.0	250	0-0	250	39/	23/	0	7-41.4	7-57	3-1	6	0	0	0	0	0	0-0	-	2-3	37:08
3	9/26	at TEN	[W]	13	5	7	1	6-13	249	56	4.4	119	26	4.6	130	3-13	143	27/	16/	1	4-52.3	6-56	2-0	12	1	1	0	0	0	0-1	2-2	31:14	
4	10/3	vs IND	[L]	23	7	14	2	3-8	337	56	6.0	117	27	4.3	220	0-0	220	29/	20/	1	3-48.0	3-26	0-0	24	3	1	2	0	0	3-3	-	1-1	24:27
5	10/10	at SD	[L]	18	8	10	0	9-15	386	62	6.2	176	35	5.0	210	1-1	211	26/	17/	0	4-41.5	4-44	0-0	34	4	2	2	0	0	4-4	-	2-2	29:58
6	10/17	vs KC	[W]	19	3	15	1	6-13	350	60	5.8	77	21	3.7	273	6-42	315	33/	23/	1	5-42.4	5-30	3-0	16	2	0	2	0	0	1-2	-	1-2	30:00
7	10/24	at IND	[W]	23	5	17	1	6-10	446	59	7.6	87	18	4.8	359	1-9	368	40/	27/	0	3-48.0	12-62	2-2	24	3	0	3	0	0	3-3	-	1-1	25:26
8	10/31	at HOU	[L]	24	6	15	3	4-13	369	67	5.5	93	32	2.9	276	0-0	276	35/	26/	0	4-38.8	8-75	2-2	20	2	0	1	1	0	2-2	-	2-2	35:06
10	11/14	vs DET	ot	[W]	10	4	3	2-14	190	54	3.5	81	19	4.3	109	2-12	121	33/	11/	1	6-44.2	8-45	0-0	17	2	0	0	2	0	2-2	-	1-2	23:44
11	11/21	vs TEN	[L]	14	4	10	0	4-13	295	60	4.9	103	27	3.8	192	3-17	209	30/	18/	2	5-43.2	4-49	1-0	18	2	1	1	0	0	1-1	1-1	1-1	28:28
12	11/28	at MIN	[L]	27	7	14	3	6-10	330	61	5.4	112	30	3.7	218	4-17	235	27/	19/	1	2-49.0	4-35	1-1	27	3	1	1	1	0	3-3	-	2-2	28:43
13	12/5	vs PIT	[L]	15	5	9	1	5-10	316	45	7.0	120	25	4.8	196	3-25	221	17/	14/	0	5-46.4	11-82	2-0	17	2	0	2	0	0	2-2	-	1-1	25:23
14	12/12	vs CH	[W]	10	0	9	1	2-12	210	52	4.0	31	14	2.2	179	5-33	212	33/	17/	1	7-48.3	13-104	2-1	3	0	0	0	0	0	0-0	-	1-2	24:17
15	12/19	at GB	[W]	26	2	21	3	6-11	444	67	6.6	94	21	4.5	350	2-17	367	44/	30/	3	3-38.0	12-101	4-2	25	3	0	2	1	0	2-2	1-1	1-2	29:18
16	12/26	vs HOU	[L]	19	11	8	0	7-15	333	67	5.0	219	44	4.9	114	4-17	131	19/	13/	2	5-44.2	6-50	2-0	21	3	1	1	1	0	3-3	-	0-1	38:58
17	1/2	at OAK	[W]	16	7	6	3	5-17	281	69	4.1	147	28	5.3	134	2-8	142	39/	15/	3	6-39.7	8-72	3-1	6	0	0	0	0	0	0-0	-	2-2	29:07
<b>Totals</b>	9-7	290	83	181	26	84-205	5,134	972	5.3	1,777	438	4.1	3,357	37-217	3,574	497/	306/	16	74-44.1	118-966	30-12	280	31	7	18	6	0	27-28	2-3	21-28	29:32		



JACKSONVILLE JAGUARS 2003 OFFENSE GAME-BY-GAME

Wk.	Date	Opp	FIRST DOWNS			3 <sup>RD</sup>	TOT. OFFENSE			RUSHING			PASSING			PUNTS			FUM.			Tot.											
			Tot	Run	Pass		Pen	DOWN	Yards	Plays	Avg.	Yards	Att.	Avg.	Net	Sacks	Gross	Att./	Cmp./	Int.	Avg.		Yards	Pen.	Lost	Pts.	TD	Rn	Ps	Rt	Sfty	PAT	2PT
1	9/7	at CAR	[L]	17	4	11	2	4-13	331	59	5.6	75	28	2.7	256	4-16	272	27/	23/	0	8-40.9	8-82	1-1	23	3	1	2	0	0	2-2	0-1	1-2	33:23
2	9/14	vs. BUF	[L]	20	7	12	1	4-14	287	65	4.4	95	22	4.3	192	3-22	214	40/	26/	0	4-44.3	8-97	0-0	17	2	1	1	0	0	2-2	-	1-2	28:50
3	9/21	at IND	[L]	15	7	7	1	5-15	266	55	4.8	152	25	6.1	114	2-8	122	28/	16/	0	4-38.8	7-38	2-1	13	1	0	1	0	0	1-1	-	2-4	23:48
4	9/28	at HOU	[L]	15	4	9	2	2-11	342	59	5.8	79	22	3.6	263	0-0	263	37/	18/	3	4-43.5	9-48	3-2	20	2	1	1	0	0	2-2	-	2-2	24:46
5	10/5	vs. SD	[W]	21	7	14	0	6-14	436	68	6.4	123	37	3.3	313	3-23	336	28/	19/	0	4-42.0	8-89	2-1	27	3	1	2	0	0	3-3	-	2-2	33:13
6	10/12	vs. MIA	[L]	22	7	11	4	8-17	332	76	4.4	88	30	2.9	244	4-12	256	42/	24/	3	1-42.0	7-50	5-2	10	1	1	0	0	0	1-1	-	1-2	32:54
8	10/26	vs. TEN	[L]	15	3	12	0	5-10	293	52	5.6	54	11	4.9	239	2-5	244	39/	24/	2	3-47.0	5-45	1-1	17	2	0	2	0	0	2-2	-	1-1	20:46
9	11/2	at BAL	[L]	20	6	13	1	3-14	320	71	4.5	134	33	4.1	186	4-22	208	34/	22/	1	7-44.1	7-52	4-2	17	2	0	1	1	0	2-2	-	1-1	34:53
10	11/9	vs. IND	[W]	20	10	8	2	9-14	353	62	5.7	174	38	4.6	174	0-0	174	24/	12/	1	4-36.0	7-47	1-1	28	4	3	1	0	0	4-4	-	0-0	31:39
11	11/16	at TEN	[L]	16	8	8	0	2-13	271	62	4.4	126	30	4.2	145	1-6	151	31/	15/	2	6-41.3	3-15	1-0	3	0	0	0	0	0	0-0	-	1-2	30:28
12	11/23	at NYJ	[L]	20	9	9	2	4-14	330	71	4.6	158	37	4.3	172	1-0	172	33/	17/	1	4-38.3	3-37	1-1	10	1	1	0	0	0	1-1	-	1-2	32:30
13	11/30	vs. TB	[W]	21	8	11	2	4-12	359	69	5.2	135	35	3.9	224	0-0	224	34/	20/	0	3-43.3	5-48	2-1	17	2	0	2	0	0	2-2	-	1-3	31:30
14	12/7	vs. HOU	[W]	23	11	8	4	7-17	390	70	5.6	208	40	5.2	182	1-12	194	29/	18/	0	6-41.0	7-70	1-0	27	3	2	1	0	0	3-3	-	2-3	35:46
15	12/14	at NE	[L]	17	5	12	0	6-14	354	61	5.8	72	20	3.6	282	1-6	288	40/	21/	2	5-43.2	8-60	2-0	13	1	0	1	0	0	1-1	-	2-3	32:41
16	12/21	vs. NO	[W]	22	11	8	3	6-13	374	63	5.9	243	45	5.4	131	1-0	131	17/	9/	2	2-34.5	7-69	0-0	20	2	1	1	0	0	2-2	-	2-3	32:03
17	12/28	at ATL	[L]	21	11	10	0	5-13	320	61	5.2	157	28	5.6	163	1-4	167	32/	19/	0	4-38.5	9-48	1-1	14	2	1	1	0	0	2-2	-	0-1	28:38
<b>Totals</b>	<b>5-11</b>	<b>305</b>	<b>118</b>	<b>163</b>	<b>24</b>	<b>80-216</b>	<b>5,358</b>	<b>1,024</b>	<b>5.2</b>	<b>2,073</b>	<b>481</b>	<b>4.3</b>	<b>3,285</b>	<b>28-136</b>	<b>3,421</b>	<b>515/</b>	<b>303/</b>	<b>17</b>	<b>69-41.3</b>	<b>108-895</b>	<b>27-14</b>	<b>276</b>	<b>31</b>	<b>13</b>	<b>17</b>	<b>1</b>	<b>0</b>	<b>30-30</b>	<b>0-1</b>	<b>20-33</b>	<b>30-09</b>		

JACKSONVILLE JAGUARS 2003 DEFENSE GAME-BY-GAME

Wk.	Date	Opp	FIRST DOWNS			3 <sup>RD</sup>	TOT. OFFENSE			RUSHING			PASSING			PUNTS			FUM.			Tot.											
			Tot	Run	Pass		Pen	DOWN	Yards	Plays	Avg.	Yards	Att.	Avg.	Net	Sacks	Gross	Att./	Cmp./	Int.	Avg.		Yards	Pen.	Lost	Pts.	TD	Rn	Ps	Rt	Sfty	PAT	2PT
1	9/7	at CAR	[L]	17	7	9	1	4-14	242	61	4.0	122	26	4.7	120	5-21	141	30/	16/	2	7-40.7	9-83	4-0	24	3	0	3	0	1	1-1	0-2	1-1	26:37
2	9/14	vs. BUF	[L]	20	6	12	2	8-14	371	59	6.3	43	32	1.3	328	0-0	328	27/	20/	0	2-48.5	6-55	2-0	38	5	3	2	0	0	5-5	-	1-1	31:10
3	9/21	at IND	[L]	17	6	11	0	7-14	289	63	4.6	73	30	2.4	216	0-0	216	33/	21/	1	3-42.0	4-20	0-0	23	2	0	2	0	0	2-2	-	3-3	36:12
4	9/28	at HOU	[L]	21	7	12	2	7-16	339	75	4.5	110	37	3.0	229	1-5	234	37/	23/	2	4-34.8	4-43	4-2	24	3	2	1	0	0	3-3	-	1-2	35:14
5	10/5	vs. SD	[W]	21	4	14	3	5-11	346	58	6.0	69	13	5.3	277	4-19	296	41/	24/	0	6-40.3	10-61	3-2	21	3	0	3	0	0	3-3	-	0-0	26:47
6	10/12	vs. MIA	[L]	16	6	9	1	4-10	234	52	4.5	91	24	3.8	143	1-4	147	27/	14/	1	5-44.2	11-149	2-1	24	3	1	0	2	0	3-3	-	1-1	27:06
8	10/26	vs. TEN	[L]	23	11	11	1	8-14	320	65	4.9	133	38	3.5	187	0-0	187	27/	21/	1	3-49.7	8-49	0-0	30	3	2	1	0	0	3-3	-	3-3	39:14
9	11/2	at BAL	[L]	9	4	5	0	6-15	259	53	4.9	103	30	3.4	156	0-0	156	23/	10/	1	5-46.8	7-40	1-1	24	2	1	1	0	0	1-1	1-1	3-3	25:07
10	11/9	vs. IND	[W]	20	2	16	2	6-15	394	66	6.0	47	21	2.2	347	0-0	347	45/	28/	2	4-34.8	7-38	1-0	23	2	0	2	0	0	2-2	-	3-3	28:21
11	11/16	at TEN	[L]	13	5	8	0	7-15	246	60	4.1	96	32	3.0	150	2-16	166	26/	13/	1	4-43.5	2-12	2-2	10	1	0	1	0	0	1-1	-	1-2	29:32
12	11/23	at NYJ	[L]	17	1	15	1	4-13	282	62	4.5	61	21	2.9	221	2-15	236	39/	25/	1	6-39.0	6-45	0-0	13	1	0	1	0	0	1-1	-	2-2	27:30
13	11/30	vs. TB	[W]	16	6	9	1	2-12	221	59	3.7	77	19	4.1	144	2-12	156	38/	21/	1	5-36.6	7-80	0-0	10	1	1	0	0	0	1-1	-	1-2	28:30
14	12/7	vs. HOU	[W]	7	2	4	1	1-12	124	49	2.5	70	23	3.0	54	3-17	71	23/	11/	1	10-41.9	10-86	3-2	0	0	0	0	0	0-0	-	0-0	24:14	
15	12/14	at NE	[L]	18	6	12	0	8-16	296	68	4.4	84	32	2.6	212	2-16	228	34/	22/	0	4-40.3	4-55	1-1	27	3	2	1	0	0	3-3	-	2-2	27:19
16	12/21	vs. NO	[W]	20	0	16	4	6-13	350	64	5.5	61	25	2.4	289	1-7	296	38/	22/	0	3-36.0	4-30	2-1	19	2	0	2	0	0	1-2	-	2-2	27:57
17	12/28	at ATL	[L]	21	11	9	1	9-14	344	62	5.5	166	39	4.3	178	1-2	180	22/	12/	1	4-41.5	4-35	1-0	21	3	1	2	0	0	3-3	-	0-0	31:22
<b>Totals</b>	<b>5-11</b>	<b>276</b>	<b>84</b>	<b>172</b>	<b>20</b>	<b>92-218</b>	<b>4,657</b>	<b>976</b>	<b>4.8</b>	<b>1,406</b>	<b>442</b>	<b>3.2</b>	<b>3,251</b>	<b>24-134</b>	<b>3,385</b>	<b>510/</b>	<b>303/</b>	<b>15</b>	<b>75-41.0</b>	<b>103-881</b>	<b>26-12</b>	<b>331</b>	<b>37</b>	<b>13</b>	<b>22</b>	<b>2</b>	<b>1</b>	<b>33-34</b>	<b>1-3</b>	<b>24-27</b>	<b>29:51</b>		

JACKSONVILLE JAGUARS 2002 OFFENSE GAME-BY-GAME

Wk.	Date	Opp	FIRST DOWNS			3 <sup>RD</sup>			TOT. OFFENSE			RUSHING			PASSING			PUNTS			PEN.			FUM.			Tot.				
			Tot	Run	Pass	Pen	DOWN	Yards	Plays	Avg.	Yards	Att.	Avg.	Net	Sacks	Gross	Att./	Cmp./	Int.	Avg.	Yards	Lost	Pts.	TD	Rn	Ps	Rt	Sfty	PAT	2PT	FGs
1	9/ 8	vs. IND	[L]	19	8	11	0	8-16	343	69	5.0	118	32	3.7	225	1-3	228	36/ 22/ 1	3-52.0	5-40	3-1	25	3	1	2	0	0	2/2	1/1	1/2	32:33
2	9/15	at KC	[W]	19	5	14	0	7-15	450	65	6.9	130	29	4.5	320	0-0	320	36/ 25/ 0	4-40.5	5-45	1-1	23	3	1	2	0	0	2/2	0/1	1/2	31:44
4	9/29	vs. NYJ	[W]	20	12	8	0	4-10	383	57	6.7	223	40	5.6	160	2-13	173	15/ 10/ 0	5-53.2	3-15	0-0	28	4	4	0	0	0	4/4	-	0/1	33:26
5	10/6	vs. PHI	[W]	16	4	10	2	2-11	267	51	5.2	70	27	2.6	197	1-0	197	23/ 13/ 0	5-44.6	4-21	0-0	28	3	1	1	1	0	2/2	1/1	2/2	25:02
6	10/13	at TEN	[L]	13	7	4	2	4-9	198	42	4.7	130	26	5.0	68	3-16	84	13/ 7/ 2	4-49.5	4-22	0-0	14	2	2	0	0	0	2/2	-	0/0	22:17
7	10/20	at BAL	[L]	22	8	14	0	6-16	397	78	5.1	173	30	5.8	224	2-7	231	46/ 24/ 3	4-38.3	5-30	1-0	10	1	1	0	0	0	1/1	-	1/2	32:01
8	10/27	vs. HOU	[L]	18	7	9	2	6-17	290	71	4.1	126	32	3.9	164	5-38	202	34/ 16/ 0	8-44.1	5-50	0-0	19	2	1	1	0	1	2/2	-	1/3	33:39
9	11/ 3	at NYG	[L]	16	6	9	1	5-14	329	60	5.5	126	20	6.3	203	2-27	230	38/ 23/ 0	3-36.0	8-63	1-1	17	2	0	2	0	0	2/2	-	1/1	26:56
10	11/10	vs. WAS	[W]	18	7	10	1	6-15	309	64	4.8	142	32	4.4	167	3-27	194	29/ 19/ 0	5-48.2	8-55	1-0	26	2	2	0	0	0	2/2	-	4/4	33:43
11	11/17	at HOU	[W]	16	5	11	0	4-12	321	58	5.5	122	28	4.4	199	5-25	224	25/ 15/ 1	6-43.0	7-62	1-0	24	3	1	2	0	0	3/3	-	1/2	28:52
12	11/24	at DAL	[L]	19	5	14	0	5-14	326	68	4.8	132	26	5.1	194	2-8	202	40/ 22/ 1	6-44.5	11-79	2-2	19	2	1	1	0	1	2/2	-	1/2	27:52
13	12/ 1	vs. PIT	[L]	13	4	7	2	3-11	226	47	4.8	102	21	4.9	124	3-22	146	23/ 12/ 0	6-41.7	0-0	0-0	23	3	1	2	0	0	2/2	0/1	1/1	21:19
14	12/ 8	vs. CLE	[L]	13	7	4	2	2-11	211	48	4.4	157	31	5.1	54	3-19	73	14/ 10/ 0	7-46.6	5-51	1-0	20	2	1	1	0	0	2/2	-	2/2	25:04
15	12/15	at CIN	[W]	20	6	13	1	3-12	321	61	5.3	109	30	3.6	212	3-11	223	28/ 19/ 0	5-42.0	5-54	0-0	29	4	1	3	0	0	3/3	1/1	0/0	30:01
16	12/22	vs. TEN	[L]	13	4	9	0	0-11	214	58	3.7	75	18	4.2	139	4-18	157	36/ 18/ 1	7-41.4	8-51	0-0	10	1	0	1	0	0	1/1	-	1/1	24:21
17	12/29	at IND	[L]	20	10	9	1	6-13	266	62	4.3	154	33	4.7	112	3-23	135	26/ 13/ 0	3-40.7	6-47	1-1	13	1	1	0	0	0	1/1	-	2/2	29:29
<b>Totals</b>	<b>6-10</b>	<b>275</b>	<b>105</b>	<b>156</b>	<b>14</b>	<b>71-207</b>	<b>4,851</b>	<b>959</b>	<b>5.1</b>	<b>2,089</b>	<b>455</b>	<b>4.6</b>	<b>2,762</b>	<b>42-257</b>	<b>3,019</b>	<b>462/ 268/ 9</b>	<b>81-44.2</b>	<b>89-685</b>	<b>6-Dec</b>	<b>328</b>	<b>38</b>	<b>19</b>	<b>18</b>	<b>1</b>	<b>2</b>	<b>33/33</b>	<b>3/5</b>	<b>19/27</b>	<b>28:39</b>		

JACKSONVILLE JAGUARS 2002 DEFENSE GAME-BY-GAME

Wk.	Date	Opp	FIRST DOWNS			3 <sup>RD</sup>			TOT. OFFENSE			RUSHING			PASSING			PUNTS			PEN.			FUM.			Tot.				
			Tot	Run	Pass	Pen	DOWN	Yards	Plays	Avg.	Yards	Att.	Avg.	Net	Sacks	Gross	Att./	Cmp./	Int.	Avg.	Yards	Lost	Pts.	TD	Rn	Ps	Rt	Sfty	PAT	2PT	FGs
1	9/ 8	vs. IND	[L]	18	5	13	0	9-14	307	60	5.1	104	28	3.7	203	1-8	211	31/ 19/ 0	3-47.3	2-14	2-2	28	4	0	3	1	0	4/4	-	0/1	27:27
2	9/15	at KC	[W]	18	7	11	0	6-13	336	61	5.5	140	28	5.0	196	1-3	199	32/ 16/ 2	4-43.5	5-48	0-0	16	1	0	1	0	0	1/1	-	3/3	28:16
4	9/29	vs. NYJ	[W]	18	2	15	1	5-13	345	63	5.5	78	22	3.5	267	2-14	281	39/ 21/ 2	3-48.3	4-25	4-2	3	0	0	0	0	0	0/0	-	1/1	26:34
5	10/6	vs. PHI	[W]	28	12	15	1	7-17	406	83	4.9	199	30	6.6	207	5-23	230	48/ 28/ 0	5-39.4	10-75	0-0	25	3	1	2	0	0	2/2	1/1	1/1	34:58
6	10/13	at TEN	[L]	25	10	14	1	10-17	370	77	4.8	152	40	3.8	218	1-8	226	36/ 26/ 0	1-30.0	5-55	2-1	23	2	1	1	0	0	2/2	-	3/4	37:43
7	10/20	at BAL	[L]	16	6	9	1	6-14	261	62	4.2	118	32	3.7	143	2-9	152	28/ 14/ 0	6-35.7	4-30	2-2	17	2	0	2	0	0	2/2	-	1/2	27:59
8	10/27	vs. HOU	[L]	12	3	7	2	3-13	242	53	4.6	81	31	2.6	161	4-23	184	18/ 11/ 0	7-37.6	9-60	2-1	21	2	1	1	0	0	1/1	1/1	2/3	26:21
9	11/ 3	at NYG	[L]	26	10	13	3	5-12	394	66	6.0	177	35	5.1	217	3-11	228	28/ 20/ 0	3-38.0	7-59	1-1	24	3	2	1	0	0	3/3	-	1/3	33:04
10	11/10	vs. WAS	[W]	23	3	16	4	3-12	307	69	4.4	68	16	4.3	239	2-17	256	51/ 27/ 3	5-31.4	6-49	1-0	7	1	0	1	0	0	1/1	-	0/1	26:17
11	11/17	at HOU	[W]	18	6	10	2	2-11	272	62	4.4	78	28	2.8	194	4-34	228	30/ 22/ 1	6-34.7	5-40	2-1	21	3	2	1	0	0	3/3	-	0/0	31:08
12	11/24	at DAL	[L]	21	7	12	2	2-9	405	58	7.0	118	31	3.8	287	3-14	301	24/ 16/ 2	5-38.8	10-75	2-1	21	3	1	2	0	0	3/3	-	0/1	32:08
13	12/ 1	vs. PIT	[L]	23	13	10	0	2-11	403	69	5.8	219	40	5.5	184	2-17	201	27/ 17/ 1	1-53.0	4-25	0-0	25	1	1	0	0	0	1/1	-	6/6	38:41
14	12/ 8	vs. CLE	[L]	21	8	11	2	7-15	417	71	5.9	173	33	5.2	244	3-20	264	35/ 21/ 2	5-39.8	10-68	0-0	21	3	1	2	0	0	3/3	-	0/2	34:56
15	12/15	at CIN	[W]	19	5	12	2	7-17	300	69	4.3	65	24	2.7	235	3-23	258	42/ 22/ 1	2-41.0	5-29	1-1	15	1	1	0	0	0/0	0/1	3/3	29:59	
16	12/22	vs. TEN	[L]	20	8	11	1	4-11	298	62	4.8	175	40	4.4	123	0-0	123	22/ 14/ 0	6-39.7	4-30	0-0	28	4	2	1	1	0	4/4	-	0/1	35:39
17	12/29	at IND	[L]	18	7	9	2	5-13	272	57	4.8	126	29	4.3	146	0-0	146	28/ 20/ 0	3-36.0	6-35	1-1	20	2	1	1	0	0	2/2	-	2/2	30:31
<b>Totals</b>	<b>6-10</b>	<b>324</b>	<b>112</b>	<b>188</b>	<b>24</b>	<b>83-212</b>	<b>5,335</b>	<b>1,042</b>	<b>5.1</b>	<b>2,071</b>	<b>487</b>	<b>4.3</b>	<b>3,264</b>	<b>36-224</b>	<b>3,488</b>	<b>519/ 314/ 14</b>	<b>65-38.7</b>	<b>96-717</b>	<b>20-13</b>	<b>315</b>	<b>35</b>	<b>14</b>	<b>19</b>	<b>2</b>	<b>0</b>	<b>32/32</b>	<b>2/3</b>	<b>23/34</b>	<b>31:21</b>		

JACKSONVILLE JAGUARS 2001 OFFENSE GAME-BY-GAME

Wk.	Date	Opp	FIRST DOWNS			TOT. OFFENSE			RUSHING			PASSING			PUNTS			FUM.			Tot.											
			Tot	Run	Pass	Pen	Down	Yards	Plays	Avg.	Yards	Att.	Avg.	Net	Sacks	Gross	Att./	Cmp./	Int.	Avg.		Yards	Pen.	Lost	Pts.	TD	Rn	Ps	Rt	Sfty	PAT	2PT
1	9/9	vs PIT	16	6	9	1	4/12	299	5.3	101	29	3.5	198	1-0	198	26/	15/	0	6-45.7	4-31	4-31	2-20	21	3	0	3	0	0	3/3	-	0/1	28:50
2	9/23	vs TEN	16	4	10	2	2/12	329	5.5	119	30	4.0	210	3-25	235	27/	17/	0	5-48.0	3-20	4-2	13	1	1	0	0	0	1/1	-	2/3	30:13	
3	9/30	vs CLE	14	5	8	1	4/12	259	4.5	98	19	5.2	161	2-9	170	37/	19/	2	6-47.8	8-63	2-0	14	2	0	1	1	0	2/2	-	0/1	24:20	
4	10/7	at SEA	18	3	14	1	4/14	256	4.1	57	21	2.7	199	3-34	233	39/	21/	0	4-44.5	4-24	3-2	15	1	0	1	0	0	-	0/1	3/4	26:54	
6	10/18	vs BUF	14	6	7	1	3/10	247	4.8	115	21	5.5	132	4-18	150	26/	16/	2	5-45.0	3-35	2-0	10	1	0	1	0	0	1/1	-	1/1	24:26	
7	10/28	at BAL	19	4	12	3	3/10	365	6.6	81	15	5.4	284	3-22	306	37/	25/	0	3-43.3	10-70	1-1	17	2	0	2	0	0	2/2	-	1/1	26:16	
8	11/4	at TEN	20	5	13	2	3/9	309	5.7	70	17	4.1	239	5-22	261	32/	21/	1	5-44.2	3-14	2-0	24	3	2	1	0	0	3/3	-	1/1	22:12	
9	11/11	vs CIN	21	9	10	2	3/11	261	4.4	97	25	3.9	164	3-25	189	32/	20/	0	8-44.9	6-32	1-0	30	4	2	2	0	1	4/4	-	0/0	28:08	
10	11/18	at PIT	14	1	10	3	3/11	234	4.5	48	16	3.0	186	5-39	225	31/	17/	0	7-46.6	7-35	4-3	7	1	0	0	1	0	1/1	-	0/1	25:09	
11	11/25	vs BAL	19	4	14	1	4/12	305	6.1	50	75	3.9	230	4-29	259	38/	23/	0	7-40.4	9-58	1-0	21	3	2	0	1	0	3/3	-	0/1	26:26	
12	12/3	vs GB	20	2	16	2	5/15	348	7.3	4.8	62	2.3	2.7	286	5-25	311	45/	26/	2	6-40.8	13-111	2-2	21	2	0	1	1	0	1/1	1/1	2/3	30:53
13	12/9	at CIN	17	2	14	1	8/16	255	3.9	62	25	2.5	193	8-49	242	32/	23/	1	7-39.6	7-40	1-0	14	2	0	2	0	0	2/2	-	0/1	31:06	
14	12/16	at CLE	19	8	10	1	8/18	282	7.6	3.7	128	3.3	3.9	154	8-48	202	35/	20/	2	3-44.3	9-85	2-1	15	1	0	1	0	0	0/1	-	3/3	37:13
15	12/23	at MIN	23	12	11	0	9/14	423	6.8	214	37	5.8	209	1-8	217	24/	17/	0	1-53.0	3-34	0-0	33	3	2	1	0	0	3/3	-	4/4	34:08	
16	12/30	vs KC	22	9	12	1	3/11	431	6.4	182	26	7.0	249	4-34	283	37/	22/	1	4-42.8	5-44	2-2	26	3	2	1	0	1	3/3	-	1/2	27:20	
17	1/6	at CHI	17	5	11	1	4/11	237	5.6	4.2	91	1.6	5.7	146	4-43	189	36/	19/	3	5-35.0	3-14	0-0	13	2	0	2	0	0	1/2	-	0/1	24:47
<b>Totals</b>			<b>6-10</b>	<b>289</b>	<b>85</b>	<b>181</b>	<b>23</b>	<b>70/198</b>	<b>4,840</b>	<b>5.0</b>	<b>1,600</b>	<b>372</b>	<b>4.3</b>	<b>3,240</b>	<b>63-430</b>	<b>3670</b>	<b>534/</b>	<b>321/</b>	<b>14</b>	<b>82-43.6</b>	<b>97-710</b>	<b>29-13</b>	<b>294</b>	<b>34</b>	<b>11</b>	<b>20</b>	<b>3</b>	<b>2</b>	<b>30/32</b>	<b>1/2</b>	<b>18/28</b>	<b>28:01</b>

JACKSONVILLE JAGUARS 2001 DEFENSE GAME-BY-GAME

Wk.	Date	Opp	FIRST DOWNS			TOT. OFFENSE			RUSHING			PASSING			PUNTS			FUM.			Tot.											
			Tot	Run	Pass	Pen	Down	Yards	Plays	Avg.	Yards	Att.	Avg.	Net	Sacks	Gross	Att./	Cmp./	Int.	Avg.		Yards	Pen.	Lost	Pts.	TD	Rn	Ps	Rt	Sfty	PAT	2PT
1	9/9	vs PIT	15	5	9	1	6/16	281	4.1	120	28	4.3	161	3-20	181	37/	21/	2	5-35.4	4-29	5-2	3	0	0	0	0	0	0/0	-	1/1	31:10	
2	9/23	vs TEN	13	5	7	1	1/14	264	4.3	87	22	4.0	177	4-38	215	36/	21/	0	6-47.0	6-65	0-0	6	0	0	0	0	0	0/0	-	2/3	29:47	
3	9/30	vs CLE	19	6	13	0	9/16	321	7.3	4.4	95	3.6	2.6	226	3-23	249	34/	24/	1	5-38.4	5-47	2-2	23	2	1	0	1	0	2/2	-	3/3	35:40
4	10/7	at SEA	21	9	11	1	4/12	395	6.1	6.5	185	3.6	5.1	210	2-9	219	23/	15/	1	6-39.2	7-60	1-1	24	3	2	1	0	0	3/3	-	1/2	33:06
6	10/18	vs BUF	19	5	12	2	6/14	317	6.7	98	35	2.8	219	2-19	238	30/	23/	0	4-37.0	5-31	0-0	13	1	0	1	0	0	1/1	-	2/4	35:34	
7	10/28	at BAL	23	7	15	1	6/13	305	6.8	4.5	114	3.2	3.6	191	5-31	222	31/	23/	1	5-32.4	4-34	2-0	18	2	1	1	0	0	0/0	0/2	2/2	33:44
8	11/4	at TEN	27	10	16	1	9/15	362	7.1	5.1	146	3.3	4.4	216	4-25	241	34/	27/	0	4-57.5	8-48	0-0	28	4	2	2	0	0	4/4	-	0/2	37:48
9	11/11	vs CIN	18	2	16	0	9/19	352	7.5	4.7	73	2.3	3.2	279	4-24	303	48/	28/	1	7-46.7	10-107	3-0	13	1	1	0	0	1/1	-	2/2	31:52	
10	11/18	at PIT	20	7	13	0	6/15	402	6.9	5.8	145	3.4	4.3	257	2-9	266	33/	21/	0	8-45.9	9-65	0-0	20	2	1	1	0	0	2/2	-	2/2	34:51
11	11/25	vs BAL	24	6	17	1	8/15	361	7.4	4.9	115	4.2	2.7	246	2-13	259	30/	21/	1	5-37.4	6-39	4-1	24	3	2	1	0	0	3/3	-	1/2	33:34
12	12/3	vs GB	20	3	13	4	3/13	389	6.4	6.1	37	2.1	1.8	352	1-10	362	42/	24/	0	7-46.9	9-81	2-1	28	4	1	3	0	0	4/4	-	0/2	29:07
13	12/9	at CIN	12	3	9	0	3/13	200	5.8	3.4	60	2.7	2.2	140	1-7	147	30/	16/	1	6-35.5	7-54	0-0	10	1	1	0	0	1/1	-	1/1	28:54	
14	12/16	at CLE	11	3	8	0	3/11	220	4.8	4.6	47	1.5	3.1	173	3-11	184	30/	21/	1	3-27.3	5-72	2-1	10	1	0	0	0	1/1	-	1/1	22:47	
15	12/23	at MIN	16	3	11	2	4/14	214	6.0	3.6	28	1.4	2.0	186	4-32	218	42/	24/	1	6-35.0	3-33	2-1	3	0	0	0	0	0/0	-	1/1	25:52	
16	12/30	vs KC	23	5	15	3	4/11	365	6.8	5.4	92	3.1	3.0	273	2-21	294	35/	26/	2	3-40.3	5-55	4-2	30	3	1	2	0	0	3/3	-	3/3	32:40
17	1/6	at CHI	19	10	8	1	6/16	322	7.0	4.6	169	4.0	4.2	153	1-6	159	29/	19/	0	3-32.7	3-14	1-1	33	3	2	1	0	0	3/3	-	4/4	35:13
<b>Totals</b>			<b>6-10</b>	<b>300</b>	<b>89</b>	<b>193</b>	<b>18</b>	<b>87/227</b>	<b>5,070</b>	<b>4.8</b>	<b>1,611</b>	<b>469</b>	<b>3.4</b>	<b>3,459</b>	<b>43-298</b>	<b>757</b>	<b>544/</b>	<b>354/</b>	<b>12</b>	<b>83-40.5</b>	<b>96-834</b>	<b>28-12</b>	<b>286</b>	<b>30</b>	<b>15</b>	<b>13</b>	<b>2</b>	<b>0</b>	<b>28/28</b>	<b>0/2</b>	<b>26/35</b>	<b>31:59</b>

JACKSONVILLE JAGUARS 2000 OFFENSE GAME-BY-GAME

Wk.	Date	Opp	FIRST DOWNS			3 <sup>RD</sup>	TOT. OFFENSE			RUSHING			PASSING			PUNTS			FUM.	Tot.												
			Tot	Run	Pass		Pen	DOWN	Yards	Plays	Avg.	Yards	Att.	Avg.	Net	Sacks	Gross	Att./			Cmp./	Int.	Avg.	Yards	Pen.	Lost	Pts.	TD	Rn	Ps	Rt	Sfty
1	9/3	at CLE	[W]	28	9	19	0	10/16	398	78	5.1	119	40	3.0	279	4-22	301	34/24	0	3-39.0	1-5	1-0	27	3	2	1	0	0	3/3	-	2/2	37:10
2	9/10	at BAL	[L]	22	3	15	4	5/14	421	75	5.6	46	21	2.2	375	4-11	386	50/28	2	3-38.0	10-60	4-2	36	3	0	3	0	0	3/3	-	5/5	31:23
3	9/17	vs CIN	[W]	15	4	9	2	4/16	241	65	3.7	84	29	2.9	157	4-19	176	32/20	1	7-42.3	7-76	0-0	13	1	0	1	0	0	1/1	-	2/3	31:29
4	9/25	at IND	[L]	18	5	12	1	5/14	286	65	4.4	97	24	4.0	189	5-40	229	36/21	2	9-43.2	4-40	1-0	14	2	0	2	0	0	2/2	-	0/0	27:38
5	10/1	vs PIT	[L]	17	1	16	0	5/15	206	68	3.0	26	16	1.6	180	7-45	225	45/23	1	4-50.0	10-75	1-1	13	1	0	1	0	0	1/1	-	2/2	24:50
6	10/8	vs BAL	[L]	22	5	16	1	8/15	348	73	4.8	95	27	3.5	253	3-7	260	43/29	3	5-38.0	6-34	8-3	10	1	1	0	0	0	1/1	-	1/2	31:48
7	10/16	at TEN	[L]	13	4	7	2	4/14	304	58	5.2	143	26	5.5	161	5-35	196	27/18	0	5-44.6	5-40	2-2	13	1	1	0	0	0	1/1	-	2/2	26:53
8	10/22	vs WAS	[L]	21	7	13	1	8/17	385	74	5.2	146	26	5.6	239	6-32	271	42/21	2	5-48.0	5-42	3-2	16	1	0	1	0	0	1/1	-	3/3	32:18
9	10/29	at DAL	[W]	18	8	9	1	7/15	392	62	6.3	161	38	4.2	231	0-0	231	24/20	0	5-43.6	8-50	0-0	23	3	0	3	0	0	2/2	-	1/2	33:36
11	11/12	vs SEA	[L]	24	8	15	1	6/12	437	64	6.8	122	26	4.7	315	5-25	340	33/24	0	4-42.5	7-55	2-1	21	3	2	1	0	0	3/3	-	0/0	30:48
12	11/19	at PIT	[W]	20	11	9	0	6/14	417	70	6.0	240	36	6.7	177	3-13	190	31/17	1	5-42.8	8-55	1-1	34	4	3	1	0	0	4/4	-	2/2	34:20
13	11/26	vs TEN	[W]	16	5	11	0	6/14	334	56	6.0	111	28	4.0	223	3-14	237	25/15	2	3-53.7	4-25	0-0	16	1	0	1	0	0	1/1	-	3/3	29:19
14	12/3	vs CLE	[W]	28	15	11	2	10/18	449	82	5.5	244	47	5.2	205	2-13	218	33/16	0	5-39.2	9-59	0-0	48	6	5	1	0	0	6/6	-	2/2	37:11
15	12/10	vs ARZ	[W]	25	14	10	1	5/12	469	66	7.1	214	45	4.8	255	0-0	255	21/15	0	1-55.0	2-15	0-0	44	5	2	3	0	0	5/5	-	3/3	34:56
16	12/17	at CIN	[L]	17	8	9	0	6/15	276	63	4.4	114	34	3.4	162	1-8	170	28/19	0	8-28.9	6-47	3-1	14	2	1	1	0	0	2/2	-	0/1	37:15
17	12/23	at NYG	[L]	14	2	12	0	5/14	327	61	5.4	70	18	3.9	257	2-5	262	41/23	1	7-42.4	3-25	1-1	25	3	1	2	0	0	2/2	1/1	1/1	25:39
<b>Totals</b>	<b>7-9</b>	<b>318</b>	<b>109</b>	<b>193</b>	<b>16</b>	<b>100/235</b>	<b>5,690</b>	<b>1,080</b>	<b>5.3</b>	<b>2,032</b>	<b>481</b>	<b>4.2</b>	<b>3,658</b>	<b>54-289</b>	<b>3,947</b>	<b>545/333/15</b>	<b>79-41.9</b>	<b>95-703</b>	<b>27-14</b>	<b>367</b>	<b>40</b>	<b>18</b>	<b>22</b>	<b>0</b>	<b>0</b>	<b>38/38</b>	<b>0</b>	<b>38/38</b>	<b>1/1</b>	<b>29/33</b>	<b>31:32</b>	

JACKSONVILLE JAGUARS 2000 DEFENSE GAME-BY-GAME

Wk.	Date	Opp	FIRST DOWNS			3 <sup>RD</sup>	TOT. OFFENSE			RUSHING			PASSING			PUNTS			FUM.	Tot.												
			Tot	Run	Pass		Pen	DOWN	Yards	Plays	Avg.	Yards	Att.	Avg.	Net	Sacks	Gross	Att./			Cmp./	Int.	Avg.	Yards	Pen.	Lost	Pts.	TD	Rn	Ps	Rt	Sfty
1	9/3	at CLE	[W]	9	2	7	0	3/10	249	44	5.7	96	16	6.0	153	1-7	160	27/19	0	5-50.8	3-25	1-1	7	1	0	1	0	0	1/1	-	0/0	22:50
2	9/10	at BAL	[L]	17	4	11	2	3/13	331	61	5.4	89	18	4.9	242	3-20	262	40/23	2	7-41.1	8-65	1-0	39	5	0	5	0	0	4/4	1/1	1/1	28:37
3	9/17	vs CIN	[W]	14	4	7	3	4/17	233	69	3.4	71	23	3.1	162	5-21	183	41/18	2	7-42.0	6-44	3-2	0	0	0	0	0	0/0	-	0/2	28:31	
4	9/25	at IND	[L]	21	4	16	1	5/12	533	64	8.3	93	28	3.3	440	0-0	440	36/23	0	5-47.4	11-90	1-1	43	5	1	4	0	1	5/5	-	2/2	32:22
5	10/1	vs PIT	[L]	22	13	5	4	4/11	332	62	5.4	209	44	4.8	123	2-9	132	16/10	1	3-34.0	7-55	2-2	24	3	3	0	0	0	3/3	-	1/1	35:10
6	10/8	vs BAL	[L]	10	1	9	0	3/17	194	66	2.9	56	25	2.2	138	2-16	154	39/17	0	9-41.9	5-25	1-1	15	0	0	0	0	0/0	-	5/5	28:12	
7	10/16	at TEN	[L]	18	8	10	0	6/12	409	59	6.9	175	38	4.6	234	0-0	234	21/13	0	3-49.3	10-89	1-1	27	3	1	2	0	0	3/3	-	2/3	33:07
8	10/22	vs WAS	[L]	18	9	8	1	2/9	399	54	7.4	130	30	4.3	269	0-0	269	24/16	1	6-45.0	6-59	1-1	35	5	2	3	0	0	5/5	-	0/0	27:42
9	10/29	at DAL	[W]	22	9	11	2	5/9	325	59	5.5	118	32	3.7	207	2-13	220	25/17	1	3-40.7	7-54	3-2	17	2	1	1	0	0	2/2	-	1/1	30:08
11	11/12	vs SEA	[L]	22	6	12	4	8/15	326	66	4.9	96	32	3.0	230	1-1	231	33/22	0	6-44.8	5-50	3-0	28	4	1	3	0	0	4/4	-	0/0	29:12
12	11/19	at PIT	[W]	15	7	7	1	5/12	302	56	5.4	147	24	6.1	155	5-33	188	27/13	2	4-46.0	4-30	3-3	24	3	2	1	0	0	1/1	1/2	1/2	25:40
13	11/26	vs TEN	[W]	17	6	10	1	6/14	334	57	5.9	117	31	3.8	217	2-11	228	24/13	0	5-38.2	4-40	1-0	13	1	1	0	0	0	1/1	-	2-3	30:41
14	12/3	vs CLE	[W]	2	1	0	1	0/12	53	42	1.3	62	18	3.4	-9	6-42	33	18/7	0	12-43.1	9-85	2-1	0	0	0	0	0	0/0	-	0/0	22:49	
15	12/10	vs ARZ	[W]	11	2	9	0	6/13	189	49	3.9	40	19	2.1	149	4-32	181	26/15	1	5-47.8	4-53	0-0	10	1	0	1	0	0	1/1	-	1/2	25:04
16	12/17	at CIN	[L]	15	6	7	2	5/10	263	53	5.0	106	27	3.9	157	4-14	171	22/10	1	5-36.2	6-40	3-3	17	2	1	0	1	0	2/2	-	1/1	22:45
17	12/23	at NYG	[L]	19	3	15	1	9/17	373	73	5.1	80	31	2.6	293	3-28	321	39/22	1	5-29.8	1-10	0-0	28	4	1	2	1	0	4/4	-	0/1	34:21
<b>Totals</b>	<b>7-9</b>	<b>252</b>	<b>85</b>	<b>144</b>	<b>23</b>	<b>74/203</b>	<b>4,845</b>	<b>934</b>	<b>5.2</b>	<b>1,685</b>	<b>436</b>	<b>3.9</b>	<b>3,160</b>	<b>40-247</b>	<b>3,407</b>	<b>458/258/12</b>	<b>90-42.5</b>	<b>96-814</b>	<b>26-18</b>	<b>327</b>	<b>39</b>	<b>14</b>	<b>23</b>	<b>2</b>	<b>1</b>	<b>36/36</b>	<b>2/3</b>	<b>17/24</b>	<b>28:28</b>			

JACKSONVILLE JAGUARS 1999 OFFENSE GAME-BY-GAME

Wk.	Date	Opp	FIRST DOWNS			3 <sup>RD</sup>			TOT. OFFENSE			RUSHING			PASSING			PUNTS			FUM.			Tot.											
			Tot	Run	Pass	Pen	DOWN	Yards	Plays	Avg.	Yards	Att.	Avg.	Net	Sacks	Gross	Att./	Cmp./	Int.	Avg.	Yards	Pen.	Lost	Pts.	TD	Rn	Ps	Rt	Sfty	PAT	2PT	FGs	T.O.P.		
1	9/12	vs SF	[W]	18	7	11	0	2/13	344	67	5.1	247	2-18	265	31/	22/	0	5-43.4	6-57	0-0	41	4	1	1	2	0	0	0	3/3	1/1	4/4	35:02			
2	9/19	at CAR	[W]	27	12	14	1	7/16	414	80	5.2	200	2-14	214	32/	20/	0	3-47.7	5-35	1-1	22	2	0	0	0	0	0	1/1	0/1	3/4	38:09				
3	9/26	vs TEN	[L]	22	7	14	1	6/16	369	75	4.2	232	0-0	232	42/	22/	3	5-45.8	9-79	2-1	19	2	0	1	1	1	1	2/2	-	1/1	32:06				
4	10/3	at PIT	[W]	13	6	5	2	3/15	204	61	3.3	80	1-5	85	25/	10/	1	8-41.5	5-32	0-0	17	1	0	1	0	2	1/1	-	2/2	28:47					
5	10/11	at NYJ	[W]	16	11	5	0	7/17	322	71	4.5	197	2-18	215	35/	21/	0	7-45.9	7-67	2-1	16	1	1	0	0	0	1/1	-	3/3	32:33					
6	10/17	vs CLE	[W]	21	4	16	1	7/14	325	66	4.9	222	0-0	222	33/	24/	0	4-44.0	7-55	0-0	24	2	1	1	0	0	1/1	1/1	3/3	32:24					
8	10/31	at CIN	[W]	23	10	13	0	6/11	377	64	5.9	194	2-20	214	28/	17/	0	2-44.5	2-16	0-0	41	5	3	2	0	0	5/5	-	2/2	30:01					
9	11/7	at ATL	[W]	20	8	12	0	10/19	367	71	5.2	215	3-23	238	34/	19/	0	4-41.8	5-40	1-0	30	3	0	3	0	0	3/3	-	3/4	34:24					
10	11/14	vs BAL	[W]	9	1	6	2	6/19	132	61	2.2	85	6-33	118	29/	20/	0	9-42.6	4-30	1-0	6	0	0	0	0	0	0/0	-	2/3	32:51					
11	11/21	vs NO	[W]	30	9	17	4	3/7	494	62	8.0	355	3-17	372	32/	21/	1	2-26.0	4-50	0-0	41	5	2	2	1	0	5/5	-	2/2	27:52					
12	11/28	at BAL	[W]	24	3	20	1	9/18	388	75	5.2	328	3-10	338	47/	27/	2	6-43.2	8-41	1-1	30	4	1	2	1	0	2/2	2/2	0/0	32:35					
13	12/2	vs PIT	[W]	24	7	15	2	7/15	466	73	6.4	298	2-10	308	37/	25/	0	5-29.6	9-98	3-1	20	2	1	1	0	0	2/2	-	2/2	36:06					
14	12/13	vs DEN	[W]	18	9	6	3	4/13	265	60	4.4	104	3-11	115	25/	11/	0	7-41.1	3-20	4-0	27	3	3	0	0	0	3/3	-	2/2	27:35					
15	12/19	at CLE	[W]	20	7	13	0	6/14	442	67	6.6	261	1-6	267	33/	21/	1	3-43.0	4-57	1-1	24	3	2	1	0	0	3/3	-	1/3	31:44					
16	12/26	at TEN	[L]	16	5	8	3	1/9	237	55	4.3	172	4-24	196	33/	12/	3	6-38.5	4-29	1-0	14	2	1	0	1	0	2/2	-	0/0	21:30					
17	1/2	vs CIN	[W]	30	10	19	1	8/14	440	77	5.7	305	2-12	317	39/	28/	0	2-48.0	8-49	1-1	24	3	2	1	0	0	3/3	-	1/3	37:37					
<b>Totals</b>				<b>14-2</b>	<b>331</b>	<b>116</b>	<b>194</b>	<b>21</b>	<b>92/230</b>	<b>5,586</b>	<b>1,085</b>	<b>5.1</b>	<b>2,091</b>	<b>514</b>	<b>4.1</b>	<b>3,495</b>	<b>36-221</b>	<b>3,716</b>	<b>535/</b>	<b>320/</b>	<b>11</b>	<b>78-41.8</b>	<b>90-755</b>	<b>18-7</b>	<b>396</b>	<b>42</b>	<b>20</b>	<b>16</b>	<b>6</b>	<b>3</b>	<b>37/37</b>	<b>4/5</b>	<b>31/38</b>	<b>31-57</b>	
<b>Div.</b>				<b>1/15</b>	<b>vs MIA</b>	[W]	<b>21</b>	<b>10</b>	<b>1</b>	<b>8/16</b>	<b>520</b>	<b>68</b>	<b>7.6</b>	<b>257</b>	<b>46</b>	<b>5.6</b>	<b>263</b>	<b>2-14</b>	<b>277</b>	<b>20/</b>	<b>12/</b>	<b>1</b>	<b>5-39.0</b>	<b>7-51</b>	<b>1-1</b>	<b>62</b>	<b>8</b>	<b>3</b>	<b>4</b>	<b>1</b>	<b>0</b>	<b>8/8</b>	<b>-</b>	<b>2/3</b>	<b>35:23</b>
<b>AFC</b>				<b>1/23</b>	<b>vs TEN</b>	[L]	<b>20</b>	<b>5</b>	<b>13</b>	<b>2</b>	<b>3/10</b>	<b>360</b>	<b>64</b>	<b>5.6</b>	<b>144</b>	<b>23</b>	<b>6.3</b>	<b>216</b>	<b>3-10</b>	<b>226</b>	<b>38/</b>	<b>19/</b>	<b>2</b>	<b>3-45.3</b>	<b>9-100</b>	<b>5-4</b>	<b>14</b>	<b>2</b>	<b>1</b>	<b>0</b>	<b>0</b>	<b>2/2</b>	<b>-</b>	<b>0/0</b>	<b>28-24</b>

JACKSONVILLE JAGUARS 1999 DEFENSE GAME-BY-GAME

Wk.	Date	Opp	FIRST DOWNS			3 <sup>RD</sup>			TOT. OFFENSE			RUSHING			PASSING			PUNTS			FUM.			Tot.										
			Tot	Run	Pass	Pen	DOWN	Yards	Plays	Avg.	Yards	Att.	Avg.	Net	Sacks	Gross	Att./	Cmp./	Int.	Avg.	Yards	Pen.	Lost	Pts.	TD	Rn	Ps	Rt	Sfty	PAT	2PT	FGs	T.O.P.	
1	9/12	vs SF	[W]	11	3	6	2	1/14	203	59	3.4	109	4-32	141	35/	14/	3	8-46.5	2-10	3-2	3	0	0	0	0	0	0	0/0	-	1/1	24:58			
2	9/19	at CAR	[W]	16	5	11	0	2/9	283	48	5.9	196	4-20	216	26/	16/	1	5-45.0	5-37	0-0	20	3	0	3	0	0	2/2	0/1	0/0	21:51				
3	9/26	vs TEN	[L]	15	2	12	1	4/13	242	60	4.0	191	2-13	204	32/	17/	1	6-37.0	9-82	2-1	20	2	0	2	0	0	2/2	-	2/2	27:54				
4	10/3	at PIT	[W]	14	5	8	1	5/16	216	67	3.2	99	4-27	126	32/	15/	1	6-44.3	7-65	4-1	3	0	0	0	0	0	0/0	-	1/1	31:13				
5	10/11	at NYJ	[W]	13	6	7	0	3/16	230	66	3.5	141	4-23	164	38/	19/	2	7-45.1	2-15	1-0	6	0	0	0	0	0	0/0	-	2/2	27:27				
6	10/17	vs CLE	[W]	16	4	10	2	7/14	243	55	4.4	130	4-31	161	23/	18/	0	7-35.4	6-55	2-1	7	1	0	1	0	0	1/1	-	0/0	27:36				
8	10/31	at CIN	[W]	14	4	10	0	8/16	300	63	4.8	207	4-21	228	36/	20/	2	4-39.5	4-24	1-1	10	1	0	1	0	0	1/1	-	1/1	29:59				
9	11/7	at ATL	[W]	10	1	9	0	4/13	182	50	3.6	140	9-63	203	30/	17/	3	6-36.8	5-34	2-1	7	1	0	1	0	0	1/1	-	0/0	25:36				
10	11/14	vs BAL	[W]	13	4	8	1	2/14	242	61	4.0	154	4-22	176	33/	17/	0	9-37.9	6-29	3-1	3	0	0	0	0	0	0/0	-	1/1	27:09				
11	11/21	vs NO	[W]	21	8	12	1	6/12	339	58	5.8	233	2-18	251	27/	18/	1	4-43.0	8-42	2-0	23	3	3	0	0	0	2/2	0/1	1/2	32:08				
12	11/28	at BAL	[W]	14	3	11	0	3/12	280	59	4.7	199	3-15	214	34/	17/	1	5-37.8	6-39	4-2	23	2	0	2	0	0	2/2	-	3/3	27:25				
13	12/2	vs PIT	[W]	15	3	10	2	1/11	235	57	4.1	172	3-22	194	39/	19/	0	6-52.7	9-76	2-0	6	0	0	0	0	0	0/0	-	2/2	23:54				
14	12/13	vs DEN	[W]	18	4	13	1	7/14	358	61	5.9	268	1-7	275	33/	21/	2	6-41.5	9-83	4-0	24	3	1	2	0	0	3/3	-	1/1	32:25				
15	12/19	at CLE	[W]	19	5	12	2	7/16	269	67	4.0	197	6-44	241	41/	24/	0	8-42.5	5-40	1-1	14	2	1	1	0	0	2/2	-	0/0	28:16				
16	12/26	at TEN	[L]	26	9	15	2	11/18	476	76	6.3	328	0-0	328	39/	26/	0	4-40.0	4-33	0-0	41	5	0	5	0	0	5/5	-	2/2	38:30				
17	1/2	vs CIN	[W]	13	6	5	2	1/7	236	44	5.4	126	3-15	141	23/	13/	2	5-36.2	6-64	0-0	7	1	1	0	0	0	1/1	-	0/0	22:23				
<b>Totals</b>				<b>14-2</b>	<b>248</b>	<b>72</b>	<b>159</b>	<b>17</b>	<b>72/215</b>	<b>4,334</b>	<b>951</b>	<b>4.6</b>	<b>1,444</b>	<b>373</b>	<b>3.9</b>	<b>2,890</b>	<b>57-373</b>	<b>3,263</b>	<b>521/</b>	<b>291/</b>	<b>19</b>	<b>96-41.4</b>	<b>93-728</b>	<b>31-11</b>	<b>217</b>	<b>24</b>	<b>6</b>	<b>18</b>	<b>0</b>	<b>0</b>	<b>22/22</b>	<b>0/2</b>	<b>17/18</b>	<b>28-03</b>
<b>Div.</b>				<b>1/15</b>	<b>vs MIA</b>	[W]	<b>10</b>	<b>0</b>	<b>6</b>	<b>4</b>	<b>2/13</b>	<b>131</b>	<b>64</b>	<b>2.0</b>	<b>18</b>	<b>1.2</b>	<b>110</b>	<b>5-31</b>	<b>141</b>	<b>41/</b>	<b>16/</b>	<b>2</b>	<b>9-39.6</b>	<b>9-88</b>	<b>6-5</b>	<b>7</b>	<b>1</b>	<b>0</b>	<b>1</b>	<b>0</b>	<b>1/1</b>	<b>-</b>	<b>0/0</b>	<b>24:37</b>
<b>AFC</b>				<b>1/23</b>	<b>vs TEN</b>	[L]	<b>17</b>	<b>8</b>	<b>7</b>	<b>2</b>	<b>3/10</b>	<b>289</b>	<b>58</b>	<b>5.0</b>	<b>177</b>	<b>34</b>	<b>5.2</b>	<b>112</b>	<b>23/</b>	<b>14/</b>	<b>1</b>	<b>5-39.8</b>	<b>5-39</b>	<b>5-3</b>	<b>33</b>	<b>4</b>	<b>2</b>	<b>1</b>	<b>0</b>	<b>4/4</b>	<b>-</b>	<b>1/1</b>	<b>31:36</b>	

JACKSONVILLE JAGUARS 1998 OFFENSE GAME-BY-GAME

Wk.	Date	Opp	FIRST DOWNS			3 <sup>RD</sup>			TOT. OFFENSE			RUSHING			PASSING			PUNTS			FUM.			Tot.								
			Tot	Run	Pass	Pen	DOWN	Yards	Plays	Avg.	Yards	Att.	Avg.	Net	Sacks	Gross	Att./	Cmp./	Int.	Avg.	Yards	Lost	Pts.		TD							
1	9/6	at CHI	[W]	21	10	11	0	7/14	367	69	5.3	160	33	4.8	207	35/	22/	2	5-43.0	3-26	4-1	24	3	1	2	0	0	3/3	-	1/1	29:50	
2	9/13	vs KC	[W]	19	9	7	3	6/12	256	58	4.5	145	38	4.0	111	126	18/	11/	0	4-36.8	6-44	0-0	21	3	1	1	1	0	3/3	-	0/2	29:44
3	9/20	vs BAL	[W]	21	4	16	1	4/14	519	69	7.5	154	32	4.8	365	376	34/	25/	0	8-38.0	8-60	1-1	24	3	1	2	0	0	3/3	-	1/2	33:51
4	9/27	at TEN	[W]	19	6	10	3	8/15	297	67	4.4	148	37	4.0	149	155	28/	17/	2	3-51.3	10-72	1-1	27	3	1	2	0	0	3/3	-	2/2	32:54
6	10/12	vs MIA	[W]	12	5	6	1	2/10	385	43	9	186	23	8.1	199	2-14	12/	1	7-44.7	8-86	1-0	28	4	2	2	0	0	4/4	-	0/1	20:54	
7	10/18	at BUF	[L]	16	7	9	0	7/16	238	65	3.7	134	34	3.9	104	119	28/	16/	0	5-52.4	8-58	1-0	16	1	1	0	0	1/1	-	3/3	34:02	
8	10/25	at DEN	[L]	24	5	18	1	5/14	348	69	5	66	16	4.1	282	353	46/	28/	0	4-39.5	9-56	2-1	24	3	0	3	0	0	3/3	-	1/2	26:13
9	11/ 1	at BAL	[W]	20	8	10	2	5/10	364	56	6.5	111	32	3.5	253	258	22/	15/	1	3-45.0	10-73	0-0	45	6	2	2	2	0	6/6	-	1/1	28:04
10	11/ 8	vs CIN	[W]	14	9	5	0	4/13	272	55	4.9	137	32	4.2	135	146	21/	9/	0	5-46.2	9-58	1-1	24	3	1	1	1	0	3/3	-	1/1	24:10
11	11/15	vs TB	[W]	18	8	10	0	7/16	374	68	5.5	144	28	5.1	230	248	37/	22/	0	6-50.3	8-58	1-0	29	3	3	0	0	2/2	0/1	3/3	31:11	
12	11/22	at PIT	[L]	17	6	10	1	9/16	301	69	4.4	97	26	3.7	204	212	42/	18/	3	6-49.8	5-30	1-1	15	2	1	1	0	0	1/1	1/1	0/0	25:16
13	11/29	at CIN	[W]	16	1	14	1	7/17	322	65	5	79	29	2.7	243	244	35/	19/	0	6-45.5	7-51	0-0	34	4	0	4	0	0	4/4	-	2/2	29:25
14	12/ 6	vs DET	[W]	24	12	8	4	8/13	426	68	6.3	205	43	4.8	221	228	24/	15/	0	2-40.5	7-45	0-0	37	4	2	2	0	0	4/4	-	3/3	35:39
15	12/13	vs TEN	[L]	15	4	9	2	4/12	241	54	4.5	69	23	3.0	172	178	29/	18/	1	6-50.7	9-65	1-0	13	1	1	0	0	0	1/1	-	2/2	29:51
16	12/20	at MIN	[L]	15	9	3	3	3/13	207	59	3.5	138	28	4.9	69	88	27/	12/	2	8-43.6	7-56	3-2	10	1	0	1	0	0	1/1	-	1/1	26:28
17	12/28	vs PIT	[W]	16	8	7	1	8/15	297	55	5.4	129	33	3.9	168	192	19/	10/	0	7-42.4	7-60	1-0	21	3	2	1	0	0	3/3	-	0/0	26:13
<b>Totals</b>			<b>11-5</b>	<b>287</b>	<b>111</b>	<b>153</b>	<b>23</b>	<b>94/220</b>	<b>5,214</b>	<b>989</b>	<b>5.3</b>	<b>2,102</b>	<b>487</b>	<b>4.3</b>	<b>3,112</b>	<b>39-231</b>	<b>3,343</b>	<b>269/</b>	<b>12</b>	<b>85-45.0</b>	<b>121-898</b>	<b>18-8</b>	<b>392</b>	<b>47</b>	<b>19</b>	<b>24</b>	<b>4</b>	<b>0</b>	<b>45/45</b>	<b>1/2</b>	<b>21/26</b>	<b>28:59</b>
<b>WC</b>	<b>1/3</b>	<b>vs NE</b>	<b>[W]</b>	<b>17</b>	<b>6</b>	<b>9</b>	<b>2</b>	<b>7/18</b>	<b>308</b>	<b>73</b>	<b>4.2</b>	<b>160</b>	<b>37</b>	<b>4.3</b>	<b>148</b>	<b>161</b>	<b>34/</b>	<b>14/</b>	<b>0</b>	<b>6-44.8</b>	<b>25</b>	<b>2-0</b>	<b>25</b>	<b>2</b>	<b>1</b>	<b>1</b>	<b>0</b>	<b>0</b>	<b>1/1</b>	<b>0/1</b>	<b>4/4</b>	<b>30:00</b>
<b>DIV</b>	<b>1/10</b>	<b>at NYJ</b>	<b>[L]</b>	<b>14</b>	<b>5</b>	<b>8</b>	<b>1</b>	<b>4/12</b>	<b>251</b>	<b>53</b>	<b>4.7</b>	<b>95</b>	<b>22</b>	<b>4.3</b>	<b>156</b>	<b>156</b>	<b>31/</b>	<b>12/</b>	<b>3</b>	<b>3-37.0</b>	<b>24</b>	<b>1-1</b>	<b>24</b>	<b>3</b>	<b>0</b>	<b>3</b>	<b>0</b>	<b>0</b>	<b>3/3</b>	<b>-</b>	<b>1/1</b>	<b>20:44</b>

JACKSONVILLE JAGUARS 1998 DEFENSE GAME-BY-GAME

Wk.	Date	Opp	FIRST DOWNS			3 <sup>RD</sup>			TOT. OFFENSE			RUSHING			PASSING			PUNTS			FUM.			Tot.									
			Tot	Run	Pass	Pen	DOWN	Yards	Plays	Avg.	Yards	Att.	Avg.	Net	Sacks	Gross	Att./	Cmp./	Int.	Avg.	Yards	Lost	Pts.		TD								
1.	9/6	at CHI	[W]	16	9	6	1	5/13	321	61	5.3	132	34	3.9	189	189	27/	16/	0	4-45.5	4-26	2-2	23	2	1	0	1	0	2/2	-	3/4	30:10	
2	9/13	vs KC	[W]	23	7	14	2	3/11	364	64	5.7	111	25	4.4	253	263	37/	23/	0	4-43.3	5-54	3-2	16	1	1	0	0	0	1/1	-	3/3	30:16	
3	9/20	vs BAL	[W]	11	3	8	0	2/15	313	61	5.1	81	25	3.2	232	248	34/	17/	1	10-49.1	7-54	0-0	10	1	0	1	0	0	1/1	-	1/1	26:09	
4	9/27	at TEN	[W]	15	4	9	2	5/13	219	57	3.8	40	20	2.0	179	208	33/	17/	2	3-50.3	9-73	3-1	22	2	0	2	0	0	1/1	0/1	3/3	27:06	
6	10/12	vs MIA	[W]	25	7	16	2	6/14	374	79	4.7	67	28	2.4	307	323	49/	30/	1	6-41.7	11-89	1-1	21	3	1	2	0	0	3/3	-	0/1	39:06	
7	10/18	at BUF	[L]	22	7	12	3	8/15	337	63	5.3	110	23	4.8	227	228	39/	18/	0	5-39.2	6-53	1-1	17	2	1	1	0	0	2/2	-	1/1	25:58	
8	10/25	at DEN	[L]	24	10	12	2	6/14	465	71	6.5	170	36	4.7	295	295	35/	21/	0	3-41.7	8-54	0-0	37	4	3	1	0	0	4/4	-	3/3	33:47	
9	11/ 1	at BAL	[W]	22	6	14	2	5/10	357	59	6.1	126	23	5.5	231	243	34/	27/	1	4-32.5	9-70	5-4	19	3	0	3	0	0	1/1	0/2	0/0	31:56	
10	11/ 8	vs CIN	[W]	19	5	12	2	4/16	318	71	4.5	118	27	4.4	200	235	40/	24/	1	6-41.2	4-40	4-1	11	1	0	1	0	0	0/0	1/1	1/1	35:50	
11	11/15	vs TB	[W]	13	8	5	0	4/13	343	59	5.8	157	33	4.8	186	194	24/	10/	2	6-45.8	7-52	1-1	24	3	0	3	0	0	3/3	-	1/1	28:49	
12	11/22	at PIT	[L]	18	5	13	0	9/18	329	70	4.7	121	34	3.6	208	208	36/	25/	0	7-36.9	3-25	0-0	30	3	0	1	2	0	3/3	-	3/3	34:44	
13	11/29	at CIN	[W]	20	6	12	2	5/15	355	68	5.2	131	24	5.5	224	234	43/	24/	2	4-49.8	3-27	3-2	17	2	1	1	0	0	2/2	-	1/2	30:35	
14	12/ 6	vs DET	[W]	16	3	12	1	6/15	332	60	5.5	120	22	5.5	212	250	33/	14/	0	3-39.3	9-76	0-0	22	2	0	2	0	0	1/1	0/1	3/4	24:21	
15	12/13	vs TEN	[L]	20	7	13	0	6/15	354	68	5.2	131	27	4.9	223	232	39/	22/	1	4-48.3	9-73	1-1	16	1	0	1	0	0	1/1	-	3/3	30:09	
16	12/20	at MIN	[L]	25	11	12	2	4/12	417	71	5.9	180	33	5.5	237	244	37/	20/	0	5-48.6	8-108	0-0	50	6	1	4	1	0	5/5	0/1	3/3	33:32	
17	12/28	vs PIT	[W]	20	10	8	2	3/13	361	75	4.8	205	36	5.7	156	174	37/	17/	2	4-41.0	7-79	1-1	3	0	0	0	0	0	0/0	-	1/2	33:47	
<b>Totals</b>			<b>11-5</b>	<b>309</b>	<b>108</b>	<b>178</b>	<b>23</b>	<b>81/222</b>	<b>5,559</b>	<b>1,057</b>	<b>5.3</b>	<b>2,000</b>	<b>450</b>	<b>4.4</b>	<b>3,559</b>	<b>30-209</b>	<b>3,768</b>	<b>577/</b>	<b>325/</b>	<b>13</b>	<b>78-43.5</b>	<b>109-953</b>	<b>25-17</b>	<b>338</b>	<b>36</b>	<b>9</b>	<b>23</b>	<b>4</b>	<b>0</b>	<b>30/30</b>	<b>1/6</b>	<b>30/35</b>	<b>31:01</b>
<b>WC</b>	<b>1/ 3</b>	<b>vs NE</b>	<b>[W]</b>	<b>14</b>	<b>3</b>	<b>11</b>	<b>0</b>	<b>5/15</b>	<b>206</b>	<b>65</b>	<b>3.2</b>	<b>35</b>	<b>19</b>	<b>1.8</b>	<b>171</b>	<b>190</b>	<b>44/</b>	<b>21/</b>	<b>1</b>	<b>8-47.3</b>	<b>6-50</b>	<b>4-2</b>	<b>10</b>	<b>1</b>	<b>1</b>	<b>0</b>	<b>0</b>	<b>0</b>	<b>1/1</b>	<b>-</b>	<b>1/1</b>	<b>28:00</b>	
<b>DIV</b>	<b>1/10</b>	<b>at NYJ</b>	<b>[L]</b>	<b>29</b>	<b>11</b>	<b>17</b>	<b>1</b>	<b>10/14</b>	<b>429</b>	<b>77</b>	<b>5.6</b>	<b>151</b>	<b>39</b>	<b>3.9</b>	<b>278</b>	<b>284</b>	<b>36/</b>	<b>24/</b>	<b>1</b>	<b>2-34.5</b>	<b>5-38</b>	<b>2-2</b>	<b>34</b>	<b>4</b>	<b>3</b>	<b>1</b>	<b>0</b>	<b>0</b>					



JACKSONVILLE JAGUARS 1997 OFFENSE GAME-BY-GAME

Wk.	Date	Opp	FIRST DOWNS			3 <sup>RD</sup>			TOT. OFFENSE			RUSHING			PASSING			PUNTS			FUM.			Tot.									
			Tot	Run	Pass	Pen	DOWN	Yards	Plays	Avg.	Yards	Att.	Avg.	Net	Sacks	Gross	Att./	Cmp./	Int.	Avg.	Yards	Lost	Pts.		TD	Rn	Ps	Rt	Sfty	PAT	2PT	FGS	T.O.P.
1	8/31	at BAL	[W]	19	6	13	0	7/14	411	63	6.5	108	31	3.5	303	3-14	317	29/	23/	0	5-45.2	11-64	1-1	28	4	2	2	0	0	4/4	-	0/1	31:59
2	9/7	vs NYG	[W]	22	7	12	3	6/17	375	75	5.0	123	39	3.2	252	1-0	252	35/	23/	0	6-51.5	9-71	1-1	40	4	4	0	0	0	4/4	-	4/4	39:39
4	9/22	vs PIT	[W]	23	5	16	2	9/17	343	72	4.8	40	26	1.5	303	3-25	328	43/	25/	0	1-38.0	4-35	0-0	30	3	1	1	1	0	3/3	-	3/5	33:55
5	9/28	at WAS	[L]	11	3	8	0	3/13	204	56	3.6	70	22	3.2	134	3-19	153	31/	16/	2	3-46.0	7-68	0-0	12	0	0	0	0	0	0/0	-	4/4	24:52
6	10/5	vs CIN	[W]	21	8	10	3	6/12	308	63	4.9	160	33	4.8	148	3-16	164	27/	14/	0	5-50.6	5-40	1-0	21	3	0	3	0	0	3/3	-	0/1	30:37
7	10/12	vs PHI	[W]	21	12	8	1	2/7	306	48	6.4	149	24	6.2	157	4-6	163	20/	15/	0	4-48.5	7-35	2-1	38	5	5	0	0	0	5/5	-	1/1	23:30
8	10/19	at DAL	[L]	15	3	11	1	5/11	271	51	5.3	42	18	2.3	229	2-13	242	31/	21/	1	5-53.8	10-98	0-0	22	3	0	3	0	0	2/2	1/1	0/0	26:36
9	10/26	at PIT ot	[L]	16	3	11	2	4/14	267	58	4.6	73	23	3.2	194	4-20	214	31/	15/	1	7-36.1	11-69	3-0	17	2	0	2	0	0	2/2	-	1/1	24:20
10	11/2	at TEN	[W]	17	7	9	1	6/16	290	65	4.5	135	31	4.4	155	3-14	169	31/	17/	1	4-51.8	6-65	1-1	30	3	1	1	1	0	3/3	-	3/3	33:24
11	11/9	vs KC	[W]	16	8	8	0	0/8	332	51	6.5	150	27	5.6	182	3-17	199	21/	9/	1	7-42.3	5-39	1-1	24	3	2	1	0	0	3/3	-	1/1	23:46
12	11/16	vs TEN	[W]	21	6	14	1	8/15	352	68	5.2	103	36	2.9	249	2-18	267	30/	22/	0	5-45.2	4-58	2-2	17	2	1	1	0	0	2/2	-	1/1	32:53
13	11/23	at CIN	[L]	20	7	12	1	3/10	415	58	7.2	135	24	5.6	280	1-6	286	33/	20/	1	1-56.0	5-41	2-2	26	2	1	1	0	0	2/2	-	4/4	24:06
14	11/30	vs BAL	[W]	23	7	14	2	7/16	404	72	5.6	91	31	2.9	313	1-4	317	40/	25/	1	2-41.5	11-122	0-0	29	2	1	1	0	0	2/2	-	5/5	35:11
15	12/7	vs NE	[L]	23	10	12	1	8/15	341	73	4.7	107	27	4	234	4-17	251	42/	25/	0	3-38.3	9-63	2-2	20	3	0	2	1	0	2/2	0/1	0/1	32:29
16	12/14	at BUF	[W]	20	5	15	0	4/13	388	65	6.0	91	31	2.9	297	2-20	317	32/	24/	1	4-38.5	3-35	0-0	20	2	2	0	0	0	2/2	-	2/2	31:33
17	12/21	at OAK	[W]	20	6	14	0	4/11	417	60	7.0	143	31	4.6	274	1-9	283	28/	19/	0	4-36.8	3-11	1-0	20	2	0	2	0	0	2/2	-	2/2	28:25
<b>Totals</b>			<b>11-5</b>	<b>308</b>	<b>103</b>	<b>187</b>	<b>18</b>	<b>82/209</b>	<b>5,424</b>	<b>998</b>	<b>5.4</b>	<b>1,720</b>	<b>454</b>	<b>3.8</b>	<b>3,704</b>	<b>40-218</b>	<b>3922</b>	<b>504/</b>	<b>313/</b>	<b>9</b>	<b>66-44.9</b>	<b>110-914</b>	<b>17-11</b>	<b>394</b>	<b>43</b>	<b>20</b>	<b>20</b>	<b>3</b>	<b>0</b>	<b>41/41</b>	<b>1/2</b>	<b>31/36</b>	<b>29:40</b>
<b>WC 12/27</b>	<b>at DEN</b>		<b>[L]</b>	<b>14</b>	<b>3</b>	<b>9</b>	<b>2</b>	<b>3/10</b>	<b>237</b>	<b>49</b>	<b>4.8</b>	<b>50</b>	<b>14</b>	<b>3.6</b>	<b>187</b>	<b>3-16</b>	<b>203</b>	<b>32/</b>	<b>18/</b>	<b>1</b>	<b>4-29.5</b>	<b>9-54</b>	<b>1-1</b>	<b>17</b>	<b>2</b>	<b>1</b>	<b>0</b>	<b>1</b>	<b>0</b>	<b>2/2</b>	-	<b>1/1</b>	<b>19:01</b>

JACKSONVILLE JAGUARS 1997 DEFENSE GAME-BY-GAME

Wk.	Date	Opp	FIRST DOWNS			3 <sup>RD</sup>			TOT. OFFENSE			RUSHING			PASSING			PUNTS			FUM.			Tot.									
			Tot	Run	Pass	Pen	DOWN	Yards	Plays	Avg.	Yards	Att.	Avg.	Net	Sacks	Gross	Att./	Cmp./	Int.	Avg.	Yards	Lost	Pts.		TD	Rn	Ps	Rt	Sfty	PAT	2PT	FGS	T.O.P.
1	8/31	at BAL	[W]	22	5	16	1	7/13	373	61	6.1	72	17	4.2	301	3-21	322	41/	24/	3	3-43.7	3-20	0-0	27	3	0	3	0	0	3/3	-	2/2	28:01
2	9/7	vs NYG	[W]	13	3	8	2	2/12	206	53	3.9	39	16	2.4	167	2-15	182	35/	16/	1	9-45.2	9-79	2-2	13	2	1	1	0	0	1/1	0/1	0/0	20:21
4	9/22	vs PIT	[W]	19	7	10	2	5/9	306	48	6.4	153	30	5.1	153	2-2	155	16/	11/	1	2-39.0	6-82	1-1	21	3	1	2	0	0	3/3	-	0/1#	26:05
5	9/28	at WAS	[L]	20	7	13	0	11/17	336	70	4.8	113	42	2.7	223	4-21	244	24/	16/	1	2-42.5	2-15	2-2	24	3	0	3	0	0	3/3	-	1/2	35:08
6	10/5	vs CIN	[W]	17	10	6	1	5/14	348	61	5.7	148	29	5.1	200	5-32	232	27/	16/	0	5-46.4	11-80	0-0	13	2	2	0	0	0	1/2#	-	0/0	29:23
7	10/12	vs PHI	[W]	23	4	18	1	8/16	393	73	5.4	90	27	3.3	303	4-22	325	42/	27/	1	#5-32.0	8-65	2-1	21	3	0	3	0	0	3/3	-	0/1	36:30
8	10/19	at DAL	[L]	24	6	15	3	7/14	337	67	5.0	99	33	3	238	2-24	262	32/	21/	0	3-44.0	4-40	1-0	26	3	1	2	0	0	2/2	0/1	2/3	33:24
9	10/26	at PIT ot	[L]	26	8	17	1	9/17	439	82	5.4	141	37	3.8	298	3-19	317	42/	25/	1	5-42.6	5-54	3-2	23	3	1	2	0	0	2/2	-	1/1	41:27
10	11/2	at TEN	[W]	15	6	8	1	4/11	302	51	5.9	107	27	4	195	2-16	211	22/	13/	1	3-50.0	9-59	3-1	24	3	2	0	1	0	3/3	-	1/3	26:36
11	11/9	vs KC	[W]	22	9	13	0	7/18	413	85	4.9	148	29	5.1	265	6-49	314	50/	29/	2	4-46.0	6-48	5-3	10	1	0	1	0	0	0/0	0/1	1/2	27:07
12	11/16	vs TEN	[W]	17	6	9	2	3/12	320	56	5.7	136	33	4.1	184	0-0	184	23/	9/	2	6-42.0	6-37	0-0	9	1	0	1	0	0	0/0	-	1/1	36:14
13	11/23	at CIN	[L]	24	10	13	1	7/15	327	73	4.5	124	36	3.4	203	1-8	211	36/	26/	0	6-34.8	5-79	1-0	31	4	2	2	0	0	4/4	-	1/1	35:54
14	11/30	vs BAL	[W]	17	6	9	2	5/12	221	55	4.0	58	22	2.6	163	4-25	188	29/	18/	0	6-43.0	6-71	1-0	27	4	1	2	1	0	3/3	0/1	0/0	24:49
15	12/7	vs NE	[L]	16	1	14	1	4/13	282	57	4.9	55	20	2.9	227	2-7	234	35/	26/	0	4-41.5	5-31	1-0	26	2	0	2	0	0	2/2	-	4/5	27:31
16	12/14	at BUF	[W]	24	12	10	2	9/17	335	76	4.4	143	33	4.3	192	2-18	210	41/	19/	1	4-37.8	0-0	3-2	14	1	1	0	0	0	0/0	1/1	2/2	28:27
17	12/21	at OAK	[W]	19	7	11	1	9/16	300	67	4.5	108	24	4.5	192	6-52	244	37/	24/	0	6-42.0	5-40	1-1	9	1	0	1	0	0	0/0	0/1	1/1	31:35
<b>Totals</b>			<b>11-5</b>	<b>318</b>	<b>107</b>	<b>190</b>	<b>21</b>	<b>102/226</b>	<b>5,238</b>	<b>1,035</b>	<b>5.1</b>	<b>1,734</b>	<b>455</b>	<b>3.8</b>	<b>3,504</b>	<b>48-331</b>	<b>3885</b>	<b>532/</b>	<b>320/</b>	<b>14</b>	<b>73-41.9</b>	<b>90-800</b>	<b>26-15</b>	<b>318</b>	<b>39</b>	<b>12</b>	<b>24</b>	<b>3</b>	<b>0</b>	<b>31/32</b>	<b>1/6</b>	<b>17/25</b>	<b>30:20</b>
<b>WC 12/27</b>	<b>at DEN</b>		<b>[L]</b>	<b>28</b>	<b>18</b>	<b>8</b>	<b>2</b>	<b>12/16</b>	<b>511</b>	<b>76</b>	<b>6.7</b>	<b>310</b>	<b>49</b>	<b>6.3</b>	<b>201</b>	<b>3-22</b>	<b>223</b>	<b>24/</b>	<b>16/</b>	<b>0</b>	<b>3-33.0</b>	<b>9-94</b>	<b>3-2</b>	<b>42</b>	<b>6</b>	<b>5</b>	<b>1</b>	<b>0</b>	<b>0</b>	<b>6/6</b>	-	<b>0/0</b>	<b>40:59</b>

JACKSONVILLE JAGUARS 1996 OFFENSE GAME-BY-GAME

Wk.	Date	Opp	FIRST DOWNS			3 <sup>RD</sup>	TOT. OFFENSE			RUSHING			PASSING			PUNTS			FUM.			Tot.											
			Run	Pass	Pen		Down	Plays	Avg.	Yards	Att.	Avg.	Yards	Int.	Cmp./	Att./	Sacks	Gross	Net	Yards	Att.		Lost	Pts.	TD	Rn	Ps	Rt	Sfty	PAT	2PT	Fgs	T.O.P.
1	9/1	vs PIT	[W]	22	7	12	3	10/16	313	71	4.4	119	36	3.3	194	4-18	212	31/20/2	5-41.4	4-35	1-0	24	3	1	2	0	0	3/3	-	1/1	35:06		
2	9/8	vs HOU	[L]	26	7	18	1	1/6	370	61	6.1	72	21	3.4	298	2-4	302	38/27/2	1-48.0	6-55	2-1	27	3	1	2	0	0	3/3	-	1/1	31:15		
3	9/15	at OAK	[L]	14	2	9	3	2/13	270	61	4.4	69	21	3.3	201	3-16	217	37/18/2	7-36.6	8-58	1-0	3	0	0	0	0	0/0	-	1/1	31:41			
4	9/22	at NE ot	[L]	12	1	11	0	5/14	442	52	8.5	29	11	2.6	413	2-19	432	39/23/1	5-40.6	17-148	2-1	25	3	0	3	0	0	2/2	1/1	1/2	24:58		
5	9/29	vs CAR	[W]	22	10	11	1	8/14	378	68	5.6	179	38	4.7	199	3-15	214	27/15/1	6-51.7	13-118	2-1	24	3	2	1	0	0	3/3	-	1/1	34:59		
6	10/6	at NO	[L]	22	7	12	3	6/15	382	70	5.5	141	34	4.1	241	1-9	250	35/28/0	3-41.0	10-99	3-2	13	1	0	1	0	0	1/1	-	2/3	37:19		
7	10/13	vs NYJ	[W]	10	2	7	1	5/14	289	51	5.7	72	23	3.1	217	5-31	248	23/14/0	7-39.3	15-123	2-0	21	2	0	2	0	0	1/1	1/1	2/2	26:57		
8	10/20	at STL	[L]	36	10	24	2	11/14	538	87	6.2	118	33	3.5	420	2-1	421	52/37/5	0-0.0	3-15	2-1	14	2	2	0	0	0	2/2	-	0/0	41:34		
9	10/27	at CIN	[L]	19	8	10	1	5/13	338	63	5.4	149	28	5.3	189	4-26	215	31/18/2	7-43.6	8-48	2-0	21	3	2	1	0	0	3/3	-	0/0	28:24		
11	11/10	vs BAL	[W]	22	3	17	2	4/12	418	63	6.6	86	20	4.3	332	6-22	354	37/24/1	4-49.3	8-65	1-1	30	3	2	1	0	0	1/1	1/2	3/3	26:27		
12	11/17	at PIT	[L]	20	2	14	4	3/12	239	71	3.4	78	18	4.3	161	6-54	215	47/28/2	8-43.4	12-84	5-2	3	0	0	0	0	0/0	-	1/1	33:21			
13	11/24	at BAL ot	[W]	23	5	16	2	9/16	374	75	5.0	82	27	3.0	292	2-14	306	46/28/2	4-50.8	13-80	1-0	28	3	1	2	0	0	2/2	1/1	2/3	35:25		
14	12/1	vs CIN	[W]	19	3	16	0	3/11	422	58	7.3	66	23	2.9	356	1-0	356	34/21/0	3-51.7	5-44	1-0	30	2	0	1	1	0	1/1	1/1	5/5	27:22		
15	12/8	at HOU	[W]	19	8	8	3	6/14	279	63	4.4	114	35	3.3	165	3-7	172	25/15/0	3-47.3	2-10	1-1	23	2	2	0	0	0	2/2	-	3/4	30:44		
16	12/15	vs SEA	[W]	18	7	10	1	5/12	351	60	5.9	133	31	4.3	218	3-13	231	26/19/0	3-36.7	2-21	2-0	20	2	0	2	0	0	2/2	-	2/3	30:35		
17	12/22	vs ATL	[W]	21	8	13	0	4/11	357	64	5.6	143	32	4.5	214	3-8	222	29/18/0	3-45.0	1-3	0-0	19	1	1	0	0	0	1/1	-	4/4	30:43		
<b>Totals</b>				<b>9-7</b>	<b>325</b>	<b>90</b>	<b>208</b>	<b>27</b>	<b>87/208</b>	<b>5,760</b>	<b>1,038</b>	<b>5.5</b>	<b>1,650</b>	<b>431</b>	<b>3.8</b>	<b>4,110</b>	<b>50-257</b>	<b>4,367</b>	<b>557/353/20</b>	<b>69-43.7</b>	<b>127-1006</b>	<b>29-10</b>	<b>325</b>	<b>33</b>	<b>13</b>	<b>19</b>	<b>1</b>	<b>0</b>	<b>27/27</b>	<b>5/6</b>	<b>30/36</b>	<b>31-18</b>	
<b>WC 12/28 at BUF</b>				<b>[W]</b>	<b>18</b>	<b>5</b>	<b>13</b>	<b>0</b>	<b>7/17</b>	<b>409</b>	<b>70</b>	<b>5.8</b>	<b>184</b>	<b>35</b>	<b>5.3</b>	<b>225</b>	<b>2-14</b>	<b>239</b>	<b>33/18/2</b>	<b>5-50.6</b>	<b>6-42</b>	<b>0-0</b>	<b>30</b>	<b>3</b>	<b>1</b>	<b>1</b>	<b>1</b>	<b>0</b>	<b>3/3</b>	<b>-</b>	<b>3/4</b>	<b>33:06</b>	
<b>DIV 1/4 at DEN</b>				<b>[W]</b>	<b>22</b>	<b>9</b>	<b>11</b>	<b>2</b>	<b>8/15</b>	<b>443</b>	<b>67</b>	<b>6.6</b>	<b>203</b>	<b>36</b>	<b>5.6</b>	<b>240</b>	<b>2-5</b>	<b>245</b>	<b>29/18/0</b>	<b>3-39.7</b>	<b>3-18</b>	<b>0-0</b>	<b>30</b>	<b>3</b>	<b>1</b>	<b>2</b>	<b>0</b>	<b>0</b>	<b>3/3</b>	<b>-</b>	<b>3/3</b>	<b>32:24</b>	
<b>AFC 1/12 at NE</b>				<b>[L]</b>	<b>18</b>	<b>6</b>	<b>12</b>	<b>0</b>	<b>5/14</b>	<b>289</b>	<b>72</b>	<b>4</b>	<b>101</b>	<b>33</b>	<b>3.1</b>	<b>188</b>	<b>1-2</b>	<b>190</b>	<b>38/20/2</b>	<b>5-36.4</b>	<b>4-23</b>	<b>3-2</b>	<b>6</b>	<b>0</b>	<b>0</b>	<b>0</b>	<b>0</b>	<b>0/0</b>	<b>-</b>	<b>2/2</b>	<b>-</b>	<b>2/3</b>	<b>34:43</b>

JACKSONVILLE JAGUARS 1996 DEFENSE GAME-BY-GAME

Wk.	Date	Opp	FIRST DOWNS			3 <sup>RD</sup>	TOT. OFFENSE			RUSHING			PASSING			PUNTS			FUM.			Tot.										
			Run	Pass	Pen		Down	Plays	Avg.	Yards	Att.	Avg.	Yards	Int.	Cmp./	Att./	Sacks	Gross	Net	Yards	Att.		Lost	Pts.	TD	Rn	Ps	Rt	Sfty	PAT	2PT	Fgs
1	9/1	vs PIT	[W]	13	8	5	0	3-12	187	52	3.6	101	25	4.0	86	4-21	107	23/12/1	6-39.5	7-40	2-1	9	0	0	0	0	0/0	-	3/3	24:54		
2	9/8	vs HOU	[L]	21	9	10	2	6-11	401	54	7.4	181	31	5.8	220	1-6	226	22/14/0	2-43.5	7-60	2-1	34	4	1	3	0	0	4/4	-	2/2	28:45	
3	9/15	at OAK	[L]	18	5	12	1	5-13	331	58	5.7	134	30	4.5	197	1-3	200	27/18/2	5-42.4	10-90	3-1	17	2	0	1	0	2/2	-	1/1	28:19		
4	9/22	at NE ot	[L]	26	9	14	3	7-17	353	79	4.5	123	31	4.0	230	4-25	255	44/27/1	2-38.0	6-30	1-1	28	2	1	1	0	0	1/2	-	5/6	37:38	
5	9/29	vs CAR	[W]	21	1	14	6	5-13	272	63	4.3	57	21	2.7	215	5-46	261	37/17/0	7-43.1	7-41	4-2	14	2	0	2	0	0	1/2	1/1	0/1	25:01	
6	10/6	at NO	[L]	11	3	6	2	3-11	197	47	4.2	36	19	1.9	161	0-0	161	28/15/1	6-36.7	10-68	0-0	17	2	1	1	0	0	2/2	-	1/1	22:41	
7	10/13	vs NYJ	[W]	24	5	15	4	8-17	367	74	5.0	91	30	3.0	276	0-0	276	44/23/2	4-48.5	3-25	1-0	17	2	0	2	0	0	2/2	-	1/2	33:03	
8	10/20	at STL	[L]	9	5	3	1	4-10	204	39	5.2	83	20	4.2	121	2-8	129	17/9/1	5-48.6	7-55	2-0	17	2	0	1	0	2/2	-	1/1	18:26		
9	10/27	at CIN	[L]	16	5	11	0	9-17	267	67	4.0	60	31	1.9	207	5-42	249	31/20/0	6-47.7	5-33	0-0	28	4	2	2	0	0	4/4	-	0/0	31:36	
11	11/10	vs BAL	[W]	24	9	14	1	4-10	387	67	5.8	152	36	4.2	235	4-18	253	27/17/0	5-35.8	6-78	3-3	27	3	0	3	0	0	3/3	-	2/2	33:33	
12	11/17	at PIT	[L]	15	9	6	0	7-15	198	59	3.4	108	32	3.4	90	2-19	109	25/7/1	6-39.8	6-58	1-0	28	4	1	2	1	0	4/4	-	0/1	26:39	
13	11/24	at BAL ot	[W]	29	7	19	3	8-15	460	81	5.7	104	30	3.5	356	1-10	366	50/31/0	3-42.3	7-109	2-2	25	2	1	0	1	0	1/1	0/1	4/5	33:41	
14	12/1	vs CIN	[W]	27	10	16	1	6-13	485	70	6.9	172	31	5.5	313	0-0	313	39/23/2	3-34.3	5-25	0-0	27	3	0	3	0	0	3/3	-	2/3	32:38	
15	12/8	at HOU	[W]	21	7	14	0	5-11	361	62	5.8	74	20	3.7	287	5-21	308	37/24/1	3-44.3	4-45	4-3	17	2	1	1	0	0	2/2	-	1/2	29:16	
16	12/15	vs SEA	[W]	19	8	10	1	6-14	306	62	4.9	159	29	5.5	147	2-9	156	31/16/1	4-41.5	5-33	1-0	13	1	0	1	0	0	1/1	-	2/2	29:25	
17	12/22	vs ATL	[W]	21	10	11	0	7-12	309	58	5.3	146	31	4.7	163	1-9	172	26/17/0	4-43.8	2-10	0-0	17	2	1	1	0	0	2/2	-	1/2	29:17	
<b>Totals</b>				<b>9-7</b>	<b>316</b>	<b>110</b>	<b>181</b>	<b>25</b>	<b>93/211</b>	<b>5,095</b>	<b>993</b>	<b>5.1</b>	<b>1,781</b>	<b>447</b>	<b>4.0</b>	<b>3,314</b>	<b>37-237</b>	<b>3,551</b>	<b>509/291/13</b>	<b>71-42.0</b>	<b>97-800</b>	<b>26-14</b>	<b>335</b>	<b>37</b>	<b>9</b>	<b>24</b>	<b>4</b>	<b>0</b>	<b>33/35</b>	<b>1/2</b>	<b>26/34</b>	<b>28-42</b>
<b>WC 12/28 at BUF</b>				<b>[W]</b>	<b>19</b>	<b>5</b>	<b>14</b>	<b>0</b>	<b>5-15</b>	<b>308</b>	<b>68</b>	<b>4.5</b>	<b>92</b>	<b>29</b>	<b>3.2</b>	<b>216</b>	<b>3-30</b>	<b>246</b>	<b>36/22/1</b>	<b>5-43.2</b>	<b>6-39</b>	<b>4-2</b>	<b>27</b>	<b>3</b>	<b>1</b>	<b>1</b>	<b>1</b>	<b>0</b>	<b>3/3</b>	<b>-</b>		

JACKSONVILLE JAGUARS 1995 OFFENSE GAME-BY-GAME

Wk.	Date	Opp	FIRST DOWNS			TOT. OFFENSE			RUSHING			PASSING			PUNTS			FUM.			Tot. TD	Rn	Ps	Rt	Sfty	PAT	2PT	FGs	T.O.P.		
			Tot	Run	Pass	Pen	3 <sup>RD</sup>	DOWN	Yards	Plays	Avg.	Yards	Att.	Avg.	Gross	Att./Cmp./Int.	Avg.	Yards	Lost	Phs.											
1	9/3	vs HOU	[L]	10	6	4	0	2/12	146	52	2.8	101	22	4.6	45	4-24	69	26/10/1	8-43.1	6-30	2-1	3	0	0	0	0	0/0	-	1/2	24:16	
2	9/10	at CIN	[L]	14	5	8	1	7/17	259	66	3.9	119	29	4.1	140	7-39	179	30/12/1	6-41.5	7-59	1-1	17	2	1	1	0	2/2	-	1/1	29:58	
3	9/17	at NYJ	[L]	20	11	6	3	7/17	251	74	3.4	146	35	4.2	105	6-33	138	33/15/1	6-46.5	8-44	3-2	10	1	0	1	0	1/1	-	1/1	27:48	
4	9/24	vs GB	[L]	13	2	10	1	5/15	201	57	3.5	76	23	3.3	125	5-31	156	29/16/0	8-45.4	8-52	0-0	14	2	0	2	0	2/2	-	0/0	26/09	
5	10/1	at HOU	[W]	16	5	7	4	1/8	219	50	4.4	68	20	3.4	151	3-23	174	27/15/1	5-46.2	7-58	2-2	17	2	1	1	0	2/2	-	1/1	25/52	
6	10/8	vs PIT	[W]	17	6	10	1	3/14	267	63	4.2	96	29	3.3	171	4-18	189	30/17/0	8-48.5	5-86	1-0	20	2	1	1	0	2/2	-	2/2	32/06	
7	10/15	vs CHI	[L]	26	7	16	3	6/13	409	72	5.7	121	23	5.3	288	1-14	302	48/30/1	1-55.0	8-51	0-0	27	3	0	3	0	3/3	-	2/4	31:10	
8	10/22	at CLE	[W]	24	12	9	3	12/17	315	74	4.3	159	45	3.5	156	1-8	164	28/16/1	3-37.0	10-64	2-1	23	3	1	1	1	2/3	-	1/1	32:24	
9	10/29	at PIT	[L]	14	4	9	1	2/14	229	60	3.8	84	20	4.2	145	7-44	189	33/18/0	9-41.0	8-67	2-1	7	1	0	1	0	1/1	-	0/0	28:36	
11	11/12	vs SEA	[L]	19	10	6	3	2/7	266	51	5.2	161	28	5.8	105	3-16	121	20/13/1	3-46.3	9-75	2-1	30	3	2	1	0	3/3	-	3/3	25:57	
12	11/19	at TB	[L]	19	6	12	1	5/13	350	59	5.9	87	23	3.8	263	3-10	273	33/24/1	6-41.8	6-42	1-0	16	2	1	1	0	1/1	-	2/4	30:26	
13	11/26	vs CIN	[L]	18	4	13	1	4/12	295	58	5.1	78	20	3.9	217	4-28	245	34/18/1	4-46.0	8-104	4-1	13	1	0	1	0	1/1	-	0/1	1/1	31:00
14	12/3	at DEN	[L]	13	2	11	0	3/12	260	52	5.0	69	21	3.3	191	3-7	198	28/15/1	5-43.2	10-67	1-1	23	3	0	1	2	2/2	0/1	1/1	28:43	
15	12/10	vs IND	[L]	27	7	16	4	7/13	424	66	6.4	126	25	5.0	298	2-14	312	39/26/1	2-42.5	6-55	1-1	31	4	1	3	0	4/4	-	1/2	31:18	
16	12/17	at DET	[L]	15	7	6	2	5/11	235	51	4.6	109	20	5.5	126	3-34	160	28/13/4	3-45.3	8-67	1-1	0	0	0	0	0	0/0	-	0/1	23:59	
17	12/24	vs CLE	[W]	18	6	11	1	3/10	373	57	6.5	105	27	3.9	268	1-7	275	29/17/0	5-38.0	7-49	0-0	24	2	1	1	0	1/1	1/1	3/3	28:08	
<b>Totals</b>	<b>4-12</b>	<b>283</b>	<b>100</b>	<b>154</b>	<b>29</b>	<b>74/205</b>	<b>4,495</b>	<b>962</b>	<b>4.7</b>	<b>1,705</b>	<b>410</b>	<b>4.2</b>	<b>2,790</b>	<b>57-354</b>	<b>3,144</b>	<b>495/275/15</b>	<b>82-43.8</b>	<b>121-970</b>	<b>23-13</b>	<b>275</b>	<b>31</b>	<b>9</b>	<b>19</b>	<b>3</b>	<b>0</b>	<b>27/28</b>	<b>1/3</b>	<b>20/27</b>	<b>28:37</b>		

JACKSONVILLE JAGUARS 1995 DEFENSE GAME-BY-GAME

Wk.	Date	Opp	FIRST DOWNS			TOT. OFFENSE			RUSHING			PASSING			PUNTS			FUM.			Tot. TD	Rn	Ps	Rt	Sfty	PAT	2PT	FGs	T.O.P.	
			Tot	Run	Pass	Pen	3 <sup>RD</sup>	DOWN	Yards	Plays	Avg.	Yards	Att.	Avg.	Gross	Att./Cmp./Int.	Avg.	Yards	Lost	Phs.										
1	9/3	vs HOU	[L]	14	8	6	0	6/16	240	64	3.8	160	41	3.9	80	0-0	80	23/13/0	9-44.4	10-69	3-1	10	1	0	1	0	1/1	-	1/1	35:44
2	9/10	at CIN	[L]	17	5	11	1	6/14	346	63	5.5	118	30	3.9	228	3-19	247	30/20/0	4-40.3	6-49	2-2	24	3	1	2	0	3/3	-	1/2	30:02
3	9/17	at NYJ	[L]	23	3	18	2	7/15	375	69	5.4	79	26	3.0	296	0-0	296	43/27/1	5-39.0	5-46	0-0	27	3	0	3	0	3/3	-	2/2	32:12
4	9/24	vs GB	[L]	16	5	10	1	9/16	322	61	5.3	129	29	4.4	193	2-9	202	30/20/1	4-49.0	9-70	2-0	24	3	1	2	0	3/3	-	1/2	33:51
5	10/1	at HOU	[W]	19	9	9	1	11/19	297	77	3.9	91	28	3.3	206	2-19	225	47/27/1	4-44.8	7-70	3-2	16	1	0	1	0	1/1	-	3/4	34:08
6	10/8	vs PIT	[W]	16	4	9	3	3/13	350	58	6.0	68	23	3.0	282	0-0	282	35/19/0	5-42.0	5-35	3-1	16	1	0	1	0	1/1	-	3/3	27:54
7	10/15	vs CHI	[L]	23	9	13	1	8/14	380	62	6.1	135	33	4.1	245	0-0	245	29/17/0	1-29.0	4-46	0-0	30	3	0	3	0	3/3	-	3/3	28:50
8	10/22	at CLE	[W]	20	3	14	3	6/12	387	59	6.6	89	24	3.7	298	1-1	299	34/20/2	2-40.5	6-66	2-2	15	1	0	1	0	0/0	0/1	3/3	27:36
9	10/29	at PIT	[L]	20	9	9	2	3/10	316	58	5.4	138	33	4.2	178	0-0	178	25/17/0	6-37.2	6-59	2-1	24	3	1	2	0	3/3	-	1/1	31:24
11	11/19	vs SEA	[L]	26	12	12	2	8/14	481	73	6.6	246	40	6.2	235	2-9	244	31/18/1	3-48.0	10-129	1-0	47	6	4	2	0	6/6	-	1/1	34:05
12	11/19	at TB	[L]	17	11	5	1	2/9	246	54	4.6	145	33	4.4	101	1-2	103	20/9/0	6-45.8	2-20	0-0	17	2	2	0	0	2/2	-	1/1	29:00
13	11/26	vs CIN	[L]	21	7	12	2	6/13	323	66	4.9	113	27	4.2	210	0-0	210	39/19/3	4-42.8	14-98	0-0	17	2	1	1	0	2/2	-	1/1	29:34
14	12/3	at DEN	[L]	20	7	13	0	8/13	397	67	5.9	111	33	3.4	286	0-0	286	34/22/1	3-29.0	2-10	2-2	31	4	0	4	0	4/4	-	1/1	31:17
15	12/10	vs IND	[L]	15	9	6	0	8/13	219	52	4.2	91	35	2.6	128	1-1	129	16/9/0	2-43.0	6-72	0-0	41	5	2	2	1	5/5	-	2/2	28:42
16	12/17	at DET	[L]	28	11	13	4	7/14	386	71	5.4	156	41	3.8	230	2-3	233	28/19/0	1-28.0	3-51	1-1	44	5	3	2	0	5/5	-	3/3	36:01
17	12/24	vs CLE	[W]	26	9	17	0	9/17	450	76	5.9	134	28	4.8	316	3-9	325	45/28/3	2-50.5	7-70	1-1	21	3	2	1	0	3/3	-	0/1	31:52
<b>Totals</b>	<b>4-12</b>	<b>320</b>	<b>121</b>	<b>177</b>	<b>22</b>	<b>107/222</b>	<b>5,515</b>	<b>1,050</b>	<b>5.4</b>	<b>2,003</b>	<b>504</b>	<b>4.0</b>	<b>3,512</b>	<b>17-72</b>	<b>3,584</b>	<b>509/304/13</b>	<b>61-42.0</b>	<b>102-958</b>	<b>22-11</b>	<b>404</b>	<b>46</b>	<b>17</b>	<b>28</b>	<b>1</b>	<b>0</b>	<b>45/45</b>	<b>0/1</b>	<b>27/31</b>	<b>31:23</b>	



# **JAGUARS RECORD BOOK**

## **REGULAR SEASON WEEK 3 vs. BALTIMORE**

# TEAM RECORDS

## ALL-TIME TEAM SPLITS

### ALL-TIME RECORDS

All-Time Record (Regular Season & Playoffs)	157-192 (.450)
Regular Season Record	152-186 (.450)
at Home	92-77 (.544)
on Road	60-109 (.355)
Postseason Record	5-6 (.455)
at Home	2-1 (.667)
on Road	3-5 (.375)

### vs. AFC/NFC OPPONENTS

Record vs. AFC Opponents	116-138 (.457)
at Home	67-60 (.528)
on Road	49-78 (.386)
vs. AFC East	15-25 (.375)
at Home	8-12 (.400)
on Road	7-13 (.350)
vs. AFC North	12-17 (.414)
at Home	6-8 (.429)
on Road	6-9 (.400)
vs. AFC South	32-52 (.381)
at Home	19-23 (.452)
on Road	13-29 (.310)
vs. AFC West	18-21 (.462)
at Home	12-8 (.600)
on Road	6-13 (.316)
Record vs. NFC Opponents	36-48 (.429)
at Home	25-17 (.595)
on Road	11-31 (.262)
vs. NFC East	11-13 (.458)
at Home	8-4 (.667)
on Road	3-9 (.250)
vs. NFC North	5-8 (.385)
at Home	3-4 (.429)
on Road	2-4 (.333)
vs. NFC South	6-10 (.375)
at Home	5-3 (.625)
on Road	1-7 (.125)
vs. NFC West	10-10 (.500)
at Home	7-3 (.700)
on Road	3-7 (.300)

### vs. AFC CENTRAL/AFC SOUTH

Record vs. Own Division	71-75 (.486)
vs. AFC Central (1995-2001)	39-23 (.629)
at Home	22-9 (.710)
on Road	17-14 (.548)
vs. AFC South (2002-present)	32-52 (.381)
at Home	19-23 (.452)
on Road	13-29 (.310)

### RECORDS BY MONTH

Record in August	1-0 (1.000)
at Home	0-0 (.000)
on Road	1-0 (1.000)
Record in September	33-43 (.434)
at Home	19-18 (.514)
on Road	14-25 (.359)
Record in October	32-51 (.386)
at Home	18-22 (.450)
on Road	14-29 (.326)
Record in November	44-37 (.543)
at Home	27-14 (.659)
on Road	17-23 (.425)
Record in December	39-51 (.433)
at Home	24-23 (.511)
on Road	15-28 (.349)
Record in January	4-4 (.500)
at Home	3-0 (1.000)
on Road	1-4 (.200)

### RECORDS BY GAME DAY

Record on Monday	8-7 (.533)
at Home	7-4 (.636)
on Road	1-3 (.250)
Record on Thursday	4-5 (.444)
at Home	4-4 (.500)
on Road	0-1 (.000)
Record on Saturday	1-2 (.333)
at Home	0-0 (.000)
on Road	1-2 (.333)
Record on Sunday	139-172 (.447)
at Home	81-69 (.540)
on Road	58-103 (.360)

### DAY & NIGHT SPLITS

Day Games	135-168 (.446)
at Home	77-65 (.542)
on Road	58-103 (.360)
Night Games	17-18 (.486)

at Home	15-12 (.556)
on Road	2-6 (.250)
on Monday	8-7 (.533)
at Home	7-4 (.636)
on Road	1-3 (.250)
on Thursday	4-5 (.444)
at Home	4-4 (.500)
on Road	0-1 (.000)
on Saturday	5-6 (.455)
at Home	4-4 (.500)
on Road	1-2 (.333)

### RECORDS BY TIME ZONE

Eastern Time Zone	124-132 (.484)
Central Time Zone	22-38 (.367)
Mountain Time Zone	3-3 (.500)
Pacific Time Zone	2-11 (.154)

### VENUE SPLITS

Grass Surface	130-136 (.489)
Artificial Turf Surface	22-50 (.306)
Dome	6-18 (.250)

### SCORING SPLITS

Scoring First	103-49 (.678)
at Home	62-22 (.738)
on Road	41-27 (.603)
Opponent Scores First	49-137 (.263)
at Home	30-55 (.353)
on Road	19-82 (.188)
Scoring 20-Plus Points	123-53 (.699)
at Home	76-21 (.784)
on Road	47-32 (.595)
Scoring Less Than 20 Points	37-143 (.206)
at Home	21-61 (.256)
on Road	16-82 (.163)
Allowing 20-Plus Points	49-155 (.240)
at Home	26-65 (.286)
on Road	23-90 (.204)
Allowing Less Than 20 Points	112-43 (.723)
at Home	71-19 (.789)
on Road	41-24 (.631)
Games Decided by < 7 Points	86-185 (.317)
at Home	49-77 (.389)
on Road	37-108 (.255)
Games Decided by < 3 Points	38-184 (.171)
at Home	22-76 (.224)
on Road	16-108 (.129)
Led after 1st Quarter	88-36 (.710)
Trailed after 1st Quarter	40-114 (.260)
Led at Halftime	104-28 (.788)
Trailed at Halftime	33-138 (.193)
Tied at Halftime	16-20 (.444)
Led after 3rd Quarter	117-28 (.807)
Trailed after 3rd Quarter	25-145 (.147)
Overtime Games	7-8 (.467)
at Home	3-1 (.750)
on Road	4-7 (.364)

### SPLIT-SEASON RECORDS

Record on Kickoff Weekend	11-11 (.500)
at Home	7-6 (.538)
on Road	4-5 (.444)
Day Games	11-11 (.500)
Night Games	0-0 (.000)
Record During Season's First Half (Games 1-8)	70-100 (.412)
at Home	42-41 (.506)
on Road	28-59 (.322)
Record During Season's Second Half (Games 9-16)	82-86 (.488)
at Home	50-36 (.581)
on Road	32-50 (.390)

### COIN-TOSS RESULTS

Won Coin Toss (since 1999)	53-80 (.398)
at Home	30-37 (.448)
on Road	23-43 (.348)
Lost Coin Toss (since 1999)	64-77 (.454)
at Home	39-31 (.557)
on Road	25-46 (.352)

### MISCELLANEOUS

Positive Turnover Ratio	104-40 (.722)
Negative Turnover Ratio	16-110 (.127)
Turnover Ratio is Even	32-36 (.471)
Time of Possession > 30:00	106-69 (.606)
Time of Possession < 30:00	46-117 (.282)
Have 300 Net Passing Yards	16-19 (.457)
Have 100-Yard Rusher	59-28 (.678)
Have 100-Yard Receiver	41-55 (.427)
Have Two 100-Yard Receivers	6-7 (.462)

# CAREER RECORDS

## SERVICE

SEASONS	
Brad Meester (2000-13)	14
<b>MARCEDES LEWIS (2006-16)</b>	<b>11</b>
Josh Scobee (2004-14)	11
Fred Taylor (1998-2008)	11
Jimmy Smith (1995-2005)	11
Rashean Mathis (2003-12)	10
Rob Meier (2000-08)	10
Greg Jones (2004-12)	9
Daryl Smith (2004-12)	9
David Garrard (2002-10)	9
Maurice Williams (2001-09)	9
Paul Spicer (2000-08)	9
Donovin Darius (1998-2006)	9
Mark Brunell (1995-2003)	9
Maurice Jones-Drew (2006-13)	8
Vince Manuwai (2003-10)	8
John Henderson (2002-09)	8
Joe Zelenka (2001-08)	8
Kyle Brady (1999-2006)	8
Tony Brackens (1996-2003)	8
Tony Boselli (1995-2001)	8
Mike Hollis (1995-2001)	8

GAMES PLAYED	
Brad Meester (2000-13)	209
Jimmy Smith (1995-2005)	171
Josh Scobee (2004-14)	168
<b>MARCEDES LEWIS (2006-16)</b>	<b>146</b>
Fred Taylor (1998-2008)	140
Rob Meier (2000-08)	138
Rashean Mathis (2003-12)	137
Joe Zelenka (2001-08)	128
Daryl Smith (2004-12)	126
John Henderson (2002-09)	124

CONSECUTIVE GAMES PLAYED	
Joe Zelenka (2001-08)	128
Josh Scobee (2007-14)	119
Tyson Alualu (2010-15)	96
Bryan Barker (1995-2000)	96
Brad Meester (2000-05)	92
Brad Meester (2008-13)	89
Jimmy Smith (1995-2000)	88
Marcus Stroud (2001-06)	86
John Henderson (2002-06)	82
Mike Hollis (1995-2000)	82

GAMES STARTED	
Brad Meester (2000-13)	209
Jimmy Smith (1995-2005)	150
Fred Taylor (1998-2008)	136
<b>MARCEDES LEWIS (2006-16)</b>	<b>131</b>
Rashean Mathis (2003-12)	129
Daryl Smith (2004-12)	124
John Henderson (2002-09)	120
Mark Brunell (1995-2003)	117
Donovin Darius (1998-2006)	115
Kyle Brady (1999-2006)	110

CONSECUTIVE GAMES STARTED	
Brad Meester (Sept. 3, 2000-Dec. 4, 2005)	92
Brad Meester (Oct. 26, 2008-Dec. 22, 2013)	89
Rashean Mathis (Sept. 7, 2003-Nov. 25, 2007)	74
Vince Manuwai (Nov. 30, 2003-Dec. 23, 2007)	68
Marcus Stroud (Sept. 8, 2002-Oct. 1, 2006)	68
Tyson Alualu (Sept. 12, 2011-Dec. 29, 2013)	64
Maurice Williams (Sept. 7, 2003-Dec. 31, 2006)	64
Chris Naeole (Sept. 8, 2002-Dec. 24, 2005)	63
Uche Nwaneri (Oct. 4, 2009-Dec. 23, 2012)	60
Kevin Hardy (Dec. 21, 1997-Nov. 18, 2001)	58

## SCORING

POINTS	
Josh Scobee (2004-14)	1,022
Mike Hollis (1995-2001)	764
Maurice Jones-Drew (2006-13)	486
Fred Taylor (1998-2008)	424
Jimmy Smith (1995-2005)	418
James Stewart (1995-99)	228
Keenan McCardell (1996-2001)	190
<b>MARCEDES LEWIS (2006-16)</b>	<b>168</b>
<b>JASON MYERS (2015-16)</b>	<b>123</b>
Stacey Mack (1999-2002)	120

CONSECUTIVE GAMES SCORING	
Mike Hollis (Dec. 24, 1995-Sept. 10, 2000)	67
Josh Scobee (Jan. 2, 2005-Oct. 4, 2009)	61
Josh Scobee (Oct. 18, 2009-Oct. 28, 2012)	50
Josh Scobee (Sept. 15, 2013-Dec. 28, 2014)	31
Mike Hollis (Oct. 16, 2000-Dec. 30, 2001)	25
<b>JASON MYERS (Sept. 13, 2015-Sept. 18, 2016)</b>	<b>18</b>
Seth Marler (Sept. 7, 2003-Dec. 28, 2003)	16
Josh Scobee (Sept. 12-Dec. 19, 2004)	14
Mike Hollis (Sept. 3-Dec. 10, 1995)	14
<i>Several players tied</i>	8

TOUCHDOWNS	
Maurice Jones-Drew (2006-13)	81
Fred Taylor (1998-2008)	70
Jimmy Smith (1995-2005)	69
James Stewart (1995-99)	38
Keenan McCardell (1996-2001)	30
<b>MARCEDES LEWIS (2006-16)</b>	<b>28</b>
Stacey Mack (1999-2002)	20
Reggie Williams (2004-08)	18
David Garrard (2002-10)	17
<b>ALLEN HURNS (2014-15)</b>	<b>16</b>
<b>ALLEN ROBINSON (2014-15)</b>	<b>16</b>

CONSECUTIVE GAMES SCORING TD	
Fred Taylor (Sept. 20-Nov. 22, 1998)	8
Maurice Jones-Drew (Nov. 12-Dec. 31, 2006)	8
Allen Hurns (Sept. 27-Nov. 15, 2015)	7
Fred Taylor (Nov. 12-Dec. 23, 2000)	7
Allen Robinson (Nov. 29-Dec. 27, 2015)	5
Maurice Jones-Drew (Oct. 18-Nov. 22, 2009)	5
Maurice Jones-Drew (Nov. 4-Dec. 2, 2007)	5
Julius Thomas (Nov. 19-Dec. 13, 2015)	4
Mercedes Lewis (Dec. 1-22, 2013)	4
<i>Several players tied</i>	4

FIELD GOALS MADE	
Josh Scobee (2004-14)	235
Mike Hollis (1995-2001)	175
<b>JASON MYERS (2015-16)</b>	<b>29</b>
Seth Marler (2003)	20
John Carney (2007)	9
Tim Seder (2002)	8
Danny Boyd (2002)	5
Hayden Epstein (2002)	5
Steve Lindsey (1999-2000)	5
Richie Cunningham (2002)	1

CONSECUTIVE FIELD GOALS MADE	
Josh Scobee (Nov. 27, 2011-Nov. 4, 2012)	20
Mike Hollis (Nov. 1, 1998-Sept. 19, 1999)	20
Jason Myers (Nov. 15, 2015-Sept. 11, 2016)	16
Mike Hollis (Oct. 12-Nov. 30, 1997)	16
Josh Scobee (Sept. 11-Nov. 13, 2011)	15
Josh Scobee (Oct. 1-Nov. 26, 2006)	15
Josh Scobee (Dec. 23, 2012-Nov. 10, 2013)	14
Josh Scobee (Sept. 12-Nov. 14, 2010)	14
Mike Hollis (Sept. 3-Oct. 29, 2000)	13

CONSECUTIVE GAMES SCORING FG	
Josh Scobee (Nov. 14, 2010-Oct. 24, 2011)	15
Josh Scobee (Oct. 29, 2006-Dec. 16, 2007)	13
Mike Hollis (Sept. 12-Nov. 21, 1999)	10
Josh Scobee (Nov. 24, 2013-Sept. 21, 2014)	9
Josh Scobee (Sept. 15-Nov. 10, 2013)	8
Josh Scobee (Jan. 3-Oct. 24, 2010)	8
Josh Scobee (Nov. 13, 2005-Jan. 1, 2006)	8
Seth Marler (Sept. 7-Nov. 2, 2003)	8
Mike Hollis (Dec. 24, 1995-Oct. 13, 1996)	8

FIELD GOAL PERCENTAGE (MIN. 25 FGA)	
<b>JASON MYERS (2015-16)</b>	<b>85.3</b>
Josh Scobee (2004-14)	80.8
Mike Hollis (1995-2001)	80.6
Seth Marler (2003)	60.6

LONGEST FIELD GOALS	
Josh Scobee (Oct. 3, 2010 vs. Ind.)	59
<b>JASON MYERS (Sept. 20, 2015 vs. Mia.)</b>	<b>58</b>
Josh Scobee (Dec. 15, 2013 vs. Buf.)	55
Josh Scobee (Sept. 18, 2011 at NYJ)	55
Josh Scobee (Oct. 24, 2011 vs. Bal.)	54
<i>Several players tied</i>	53

EXTRA-POINT PERCENTAGE (MIN. 25 XPA)	
Seth Marler (2003)	100.0
Mike Hollis (1995-2001)	98.8
Josh Scobee (2004-14)	98.4
<b>JASON MYERS (2015-16)</b>	<b>83.7</b>

EXTRA POINTS MADE	
Josh Scobee (2004-14)	317
Mike Hollis (1995-2001)	239
<b>JASON MYERS (2015-16)</b>	<b>36</b>
Seth Marler (2003)	30
John Carney (2007)	20
Hayden Epstein (2002)	13
Tim Seder (2002)	11
Danny Boyd (2002)	7
Steve Lindsey (1999-2000)	5
Richie Cunningham (2002)	2

CONSECUTIVE EXTRA POINTS MADE	
Mike Hollis (Oct. 22, 1995-Dec. 9, 2001)	220
Josh Scobee (Nov. 8, 2009-Jan. 1, 2012)	82
Josh Scobee (Sept. 12, 2004-Jan. 1, 2006)	59
Josh Scobee (Dec. 16, 2007-Nov. 1, 2009)	58
Josh Scobee (Sept. 10, 2006-Dec. 16, 2007)	55
Josh Scobee (Sept. 16, 2012-Dec. 22, 2013)	39
Seth Marler (Sept. 7-Dec. 28, 2003)	30



# CAREER RECORDS


## PASSING

### PASSING YARDS

Mark Brunell (1995-2003) .....	25,698
David Garrard (2002-10).....	16,003
Byron Leftwich (2003-06) .....	9,042
<b>BLAKE BORTLES (2014-16).....</b>	<b>7,985</b>
<b>CHAD HENNE (2012-16).....</b>	<b>5,817</b>
Blaine Gabbert (2011-13).....	4,357
Quinn Gray (2005-07).....	1,252
Steve Beuerlein (1995).....	952
Jonathan Quinn (1998-2001).....	748
Jamie Martin (1998-2000).....	662

### CONSECUTIVE PASS COMPLETIONS

David Garrard (Nov. 14-21, 2010) .....	17
Byron Leftwich (Oct. 17-24, 2004) .....	15
Mark Brunell (Sept. 7, 2003 at Car.).....	13
Mark Brunell (Oct. 6, 1996 at N.O.).....	13



### LONGEST PASS COMPLETIONS

<b>BLAKE BORTLES (Dec. 27, 2015 at N.O.) .....</b>	<b>90t</b>
Byron Leftwich (Sept. 28, 2003 at Hou.) .....	84t
<b>CHAD HENNE (Nov. 18, 2012 at Hou.) .....</b>	<b>81t</b>
<b>BLAKE BORTLES (Dec. 13, 2015 vs. Ind.) .....</b>	<b>80t</b>
Blaine Gabbert (Sept. 23, 2012 at Ind.) .....	80t
Quinn Gray (Nov. 4, 2007 at N.O.) .....	80t
Mark Brunell (Sept. 15, 2002 at K.C.).....	79t
Mark Brunell (Nov. 1, 1998 at Bal.).....	78t
David Garrard (Nov. 21, 2010 vs. Cle.).....	75
Mark Brunell (Nov. 9, 1997 vs. K.C.).....	75

### AVG. GAIN PER ATTEMPT (MIN. 200 ATTEMPTS)

Mark Brunell (1995-2003) .....	7.11
David Garrard (2002-10).....	7.02
Quinn Gray (2005-07).....	6.96
<b>BLAKE BORTLES (2014-15).....</b>	<b>6.82</b>
Byron Leftwich (2003-06) .....	6.73
Steve Beuerlein (1995).....	6.70
<b>CHAD HENNE (2012-15).....</b>	<b>6.54</b>
Jonathan Quinn (1998-2001).....	5.98
Blaine Gabbert (2011-13).....	5.61

### PASS ATTEMPTS

Mark Brunell (1995-2003) .....	3,616
David Garrard (2002-10).....	2,281
Byron Leftwich (2003-06) .....	1,344
<b>BLAKE BORTLES (2014-16).....</b>	<b>1,170</b>
<b>CHAD HENNE (2012-16).....</b>	<b>889</b>
Blaine Gabbert (2011-13).....	777
Quinn Gray (2005-07).....	180
Steve Beuerlein (1995).....	142
Jonathan Quinn (1998-2001).....	125
Jay Fiedler (1999).....	94

### TOUCHDOWN PASSES

Mark Brunell (1995-2003) .....	144
David Garrard (2002-10).....	89
Byron Leftwich (2003-06) .....	51
<b>BLAKE BORTLES (2014-16).....</b>	<b>49</b>
<b>CHAD HENNE (2012-16).....</b>	<b>27</b>
Blaine Gabbert (2011-13).....	22
Quinn Gray (2005-07).....	12
Jamie Martin (1998-2000).....	4
Steve Beuerlein (1995).....	4
Jonathan Quinn (1998-2001).....	3

### INTERCEPTIONS THROWN

Mark Brunell (1995-2003) .....	86
David Garrard (2002-10).....	54
<b>BLAKE BORTLES (2014-16).....</b>	<b>38</b>
Byron Leftwich (2003-06) .....	36
<b>CHAD HENNE (2012-16).....</b>	<b>26</b>
Blaine Gabbert (2011-13).....	24
Steve Beuerlein (1995).....	7
Quinn Gray (2005-07).....	5
Luke McCown (2009-11).....	4
Jonathan Quinn (1998-2001).....	4

### INTERCEPTION % (MIN. 125 ATTEMPTS)

David Garrard (2002-10).....	2.37
Mark Brunell (1995-2003) .....	2.38
Byron Leftwich (2003-06) .....	2.68
Quinn Gray (2005-07).....	2.78
<b>CHAD HENNE (2012-16).....</b>	<b>2.92</b>
Blaine Gabbert (2011-13).....	3.09
Jonathan Quinn (1998-2001).....	3.20
<b>BLAKE BORTLES (2014-16).....</b>	<b>3.24</b>

### LONGEST PASSING TOUCHDOWNS

<b>BLAKE BORTLES (Dec. 27, 2015 at N.O.) .....</b>	<b>90</b>
Byron Leftwich (Sept. 28, 2003 at Hou.) .....	84
<b>CHAD HENNE (Nov. 18, 2012 at Hou.) .....</b>	<b>81</b>
<b>BLAKE BORTLES (Dec. 13, 2015 vs. Ind.) .....</b>	<b>80</b>
Blaine Gabbert (Sept. 23, 2012 at Ind.) .....	80
Quinn Gray (Nov. 4, 2007 at N.O.) .....	80
Mark Brunell (Sept. 15, 2002 at K.C.).....	79
Mark Brunell (Nov. 1, 1998 at Bal.).....	78
Blaine Gabbert (Oct. 9, 2011 vs. Cin.).....	74

### 300-YARD PASSING GAMES

Mark Brunell (1995-2003) .....	22
<b>BLAKE BORTLES (2014-16).....</b>	<b>9</b>
David Garrard (2002-10).....	6
<b>CHAD HENNE (2012-16).....</b>	<b>5</b>
Byron Leftwich (2003-06) .....	4
Quinn Gray (2003-07).....	2

### 400-YARD PASSING GAMES

Mark Brunell (1995-2003) .....	2
--------------------------------	---

### PASS COMPLETIONS

Mark Brunell (1995-2003) .....	2,184
David Garrard (2002-10).....	1,406
Byron Leftwich (2003-06) .....	789
<b>BLAKE BORTLES (2014-16).....</b>	<b>690</b>
<b>CHAD HENNE (2012-16).....</b>	<b>513</b>
Blaine Gabbert (2011-13).....	414
Quinn Gray (2005-07).....	101
Steve Beuerlein (1995).....	71
Jonathan Quinn (1998-2001).....	66
Jay Fiedler (1999).....	61

### CONSECUTIVE GAMES WITH TD PASS

Blake Bortles (Sept. 13-Dec. 27, 2015).....	15
Mark Brunell (Oct. 7, 2001-Sept. 15, 2002).....	14
Byron Leftwich (Nov. 30, 2003-Oct. 24, 2004).....	12
Mark Brunell (Oct. 22-Dec. 23, 2000).....	9
David Garrard (Dec. 17, 2006-Oct. 14, 2007).....	8
Byron Leftwich (Sept. 25-Nov. 20, 2005) .....	8
Mark Brunell (Oct. 19-Dec. 7, 1997).....	8
Mark Brunell (Sept. 17-Nov. 12, 1995).....	8
Chad Henne (Dec. 1, 2013-Sept. 14, 2014).....	7
David Garrard (Nov. 18, 2007-Sept. 7, 2008).....	7

### CONSECUTIVE GAMES WITH NO INTS

David Garrard (Sept. 9-Nov. 25, 2007).....	8
David Garrard (Dec. 11, 2005-Nov. 5, 2006) .....	6
Mark Brunell (Oct. 11-Nov. 14, 1999) .....	5
Mark Brunell (Dec. 1, 1996-Sept. 22, 1997) .....	5
<i>Several players tied.....</i>	<i>4</i>

### CONSECUTIVE PASSES WITH NO INTS

David Garrard (Sept. 9-Nov. 25, 2007).....	209
David Garrard (Dec. 4, 2005-Nov. 12, 2006) .....	175
Mark Brunell (Nov. 24, 1996-Sept. 28, 1997).....	172
David Garrard (Nov. 22-Dec. 17, 2009) .....	155
Mark Brunell (Oct. 3-Nov. 21, 1999).....	148

### PASSER RATING (MIN. 200 ATTEMPTS)

David Garrard (2002-10).....	85.8
Mark Brunell (1995-2003) .....	85.4
Byron Leftwich (2003-06) .....	80.5
<b>BLAKE BORTLES (2014-16).....</b>	<b>80.1</b>
<b>CHAD HENNE (2012-16).....</b>	<b>75.4</b>
Blaine Gabbert (2011-13).....	66.4

### COMPLETION % (MIN. 125 ATTEMPTS)

David Garrard (2002-10).....	61.64
Mark Brunell (1995-2003) .....	60.40
<b>BLAKE BORTLES (2014-16).....</b>	<b>58.97</b>
Byron Leftwich (2003-06) .....	58.71
<b>CHAD HENNE (2012-16).....</b>	<b>57.71</b>
Quinn Gray (2005-07).....	56.11
Blaine Gabbert (2011-13).....	53.28
Jonathan Quinn (1998-2001).....	52.80
Steve Beuerlein (1995).....	50.00



# CAREER RECORDS

## RUSHING

### RUSHING YARDS

Fred Taylor (1998-2008).....	11,271
Maurice Jones-Drew (2006-13).....	8,071
James Stewart (1995-99).....	2,951
Mark Brunell (1995-2003).....	2,219
David Garrard (2002-10).....	1,746
Stacey Mack (1999-2002).....	1,498
Natrone Means (1996-97).....	1,330
Rashad Jennings (2009-12).....	944
<b>DENARD ROBINSON (2013-16).....</b>	<b>928</b>
Greg Jones (2004-12).....	911

### RUSHING ATTEMPTS

Fred Taylor (1998-2008).....	2,428
Maurice Jones-Drew (2006-13).....	1,804
James Stewart (1995-99).....	765
Mark Brunell (1995-2003).....	429
Natrone Means (1996-97).....	396
David Garrard (2002-10).....	380
Stacey Mack (1999-2002).....	372
Greg Jones (2004-12).....	270
<b>DENARD ROBINSON (2013-16).....</b>	<b>226</b>
Rashad Jennings (2009-12).....	224

### RUSHING TOUCHDOWNS

Maurice Jones-Drew (2006-13).....	68
Fred Taylor (1998-2008).....	62
James Stewart (1995-99).....	33
Stacey Mack (1999-2002).....	19
David Garrard (2002-10).....	17
Mark Brunell (1995-2003).....	14
Natrone Means (1996-97).....	11
Greg Jones (2004-12).....	10
Byron Leftwich (2003-06).....	8
<i>Several players tied</i> .....	7

### CONSECUTIVE GAMES WITH RUSHING TD

Maurice Jones-Drew (Nov. 12-Dec. 31, 2006).....	8
Maurice Jones-Drew (Oct. 18-Nov. 22, 2009).....	5
Maurice Jones-Drew (Nov. 11-Dec. 2, 2007).....	4
Fred Taylor (Dec. 3-23, 2000).....	4
Fred Taylor (Dec. 13, 1999-Jan. 2, 2000).....	4
James Stewart (Nov. 21-Dec. 13, 1999).....	4
Fred Taylor (Nov. 1-22, 1998).....	4
Natrone Means (Nov. 9-30, 1997).....	4

### RUSHING AVERAGE (MIN. 100 ATTEMPTS)

<b>BLAKE BORTLES (2014-16).....</b>	<b>6.77</b>
Mark Brunell (1995-2003).....	5.17
Fred Taylor (1998-2008).....	4.64
David Garrard (2002-10).....	4.59
Maurice Jones-Drew (2006-13).....	4.47
Rashad Jennings (2009-12).....	4.21
<b>DENARD ROBINSON (2013-16).....</b>	<b>4.11</b>
Jordan Todman (2012-14).....	4.05
Stacey Mack (1999-2002).....	4.03
<b>T.J. YELDON (2015-16).....</b>	<b>3.84</b>

### 200-YARD RUSHING GAMES

Fred Taylor (1998-2008).....	1
------------------------------	---

### 100-YARD RUSHING GAMES

Fred Taylor (1998-2008).....	47
Maurice Jones-Drew (2006-13).....	27
James Stewart (1995-99).....	6
Stacey Mack (1999-2002).....	3
<b>T.J. YELDON (2015-16).....</b>	<b>2</b>
<b>DENARD ROBINSON (2013-16).....</b>	<b>2</b>
Rashad Jennings (2009-12).....	2
Greg Jones (2004-12).....	2

### LONGEST RUNS FROM SCRIMMAGE

Maurice Jones-Drew (Nov. 1, 2009 at Ten.).....	80t
Fred Taylor (Dec. 9, 2007 vs. Car.).....	80t
Maurice Jones-Drew (Nov. 1, 2009 at Ten.).....	79t
Fred Taylor (Oct. 12, 1998 vs. Mia.).....	77t
Fred Taylor (Oct. 14, 2007 vs. Hou.).....	76
Fred Taylor (Dec. 10, 2006 vs. Ind.).....	76
Rashad Jennings (Dec. 12, 2010 vs. Oak.).....	74t
Maurice Jones-Drew (Dec. 24, 2006 vs. N.E.).....	74t

### LONGEST RUSHING TDs

Maurice Jones-Drew (Nov. 1, 2009 at Ten.).....	80
Fred Taylor (Dec. 9, 2007 vs. Car.).....	80
Maurice Jones-Drew (Nov. 1, 2009 at Ten.).....	79
Fred Taylor (Oct. 12, 1998 vs. Mia.).....	77
Rashad Jennings (Dec. 12, 2010 vs. Oak.).....	74
Maurice Jones-Drew (Dec. 24, 2006 vs. N.E.).....	74
Fred Taylor (Oct. 30, 2005 at STL).....	71

### CONSECUTIVE 100-YARD GAMES

Fred Taylor (Oct. 16-Dec. 17, 2000).....	9
Maurice Jones-Drew (Oct. 31-Dec. 12, 2010).....	6
Fred Taylor (Nov. 25-Dec. 23, 2007).....	5
Maurice Jones-Drew (Dec. 15, 2011-Jan. 1, 2012).....	3
Fred Taylor (Nov. 14-28, 2004).....	3
Fred Taylor (Nov. 23-Dec. 7, 2003).....	3
Stacey Mack (Dec. 16-30, 2001).....	3



## RECEIVING

### RECEPTIONS

Jimmy Smith (1995-2005).....	862
Keenan McCardell (1996-2001).....	499
Maurice Jones-Drew (2006-13).....	335
<b>MARCEDES LEWIS (2006-16).....</b>	<b>335</b>
Fred Taylor (1998-2008).....	286
Kyle Brady (1999-2006).....	241
Pete Mitchell (1995-2002).....	191
Reggie Williams (2004-08).....	189
Cecil Shorts III (2011-14).....	176
Mike Thomas (2009-12).....	171

### RECEIVING YARDS

Jimmy Smith (1995-2005).....	12,287
Keenan McCardell (1996-2001).....	6,393
<b>MARCEDES LEWIS (2006-16).....</b>	<b>4,080</b>
Maurice Jones-Drew (2006-13).....	2,873
Kyle Brady (1999-2006).....	2,500
Fred Taylor (1998-2008).....	2,361
Cecil Shorts III (2011-14).....	2,343
Reggie Williams (2004-08).....	2,322
Matt Jones (2005-08).....	2,153
Ernest Wilford (2004-10).....	2,120

### RECEIVING TOUCHDOWNS

Jimmy Smith (1995-2005).....	67
Keenan McCardell (1996-2001).....	30
<b>MARCEDES LEWIS (2006-16).....</b>	<b>28</b>
Reggie Williams (2004-08).....	18
<b>ALLEN HURNS (2014-16).....</b>	<b>16</b>
<b>ALLEN ROBINSON (2014-16).....</b>	<b>16</b>
Ernest Wilford (2004-10).....	15
Matt Jones (2005-08).....	15
Mike Sims-Walker (2008-11).....	14
Kyle Brady (1999-2006).....	13

### CONSECUTIVE GAMES WITH RECEPTION

Jimmy Smith (Oct. 29, 1995-Dec. 17, 2000).....	86
Jimmy Smith (Sept. 9, 2001-Jan. 1, 2006).....	76
Maurice Jones-Drew (Dec. 10, 2006-Dec. 19, 2010).....	65
Keenan McCardell (Dec. 28, 1998-Jan. 6, 2002).....	49
Keenan McCardell (Sept. 1, 1996-Dec. 13, 1998).....	45
<b>ALLEN HURNS* (Sept. 7, 2014-Sept. 18, 2016).....</b>	<b>34</b>
Marcedes Lewis (Sept. 12, 2010-Sept. 9, 2012).....	32
Ernest Wilford (Dec. 26, 2004-Dec. 3, 2006).....	30
Kyle Brady (Sept. 12, 1999-Sept. 9, 2001).....	30

### CONSECUTIVE GAMES WITH REC. TD

Allen Hurns (Sept. 27-Nov. 15, 2015).....	7
Allen Robinson (Nov. 29-Dec. 27, 2015).....	5
Julius Thomas (Nov. 19-Dec. 13, 2015).....	4
Marcedes Lewis (Dec. 1-22, 2013).....	4
Cecil Shorts III (Nov. 8-Dec. 2, 2012).....	4
Reggie Williams (Dec. 9-30, 2007).....	4
<i>Several players tied</i> .....	3

### YARDS PER RECEPTION (MIN. 100 RECEPTIONS)

<b>ALLEN ROBINSON (2014-15).....</b>	<b>15.14</b>
<b>ALLEN HURNS (2014-15).....</b>	<b>14.90</b>
Jimmy Smith (1995-2005).....	14.25
Ernest Wilford (2004-10).....	13.86
Mike Sims-Walker (2008-11).....	13.49
Cecil Shorts III (2011-14).....	13.31
Matt Jones (2005-08).....	12.97
Keenan McCardell (1996-2001).....	12.81
Willie Jackson (1995-97).....	12.44

\*An active streak



# CAREER RECORDS

## RECEIVING



### 200-YARD RECEIVING GAMES

Jimmy Smith (1995-2005).....	2
------------------------------	---

### 100-YARD RECEIVING GAMES

Jimmy Smith (1995-2005).....	46
Keenan McCardell (1996-2001).....	19
<b>ALLEN HURNS (2014-16)</b> .....	<b>7</b>
Cecil Shorts III (2011-14).....	7
<b>ALLEN ROBINSON (2014-16)</b> .....	<b>6</b>
Matt Jones (2005-08).....	6
Mike Sims-Walker (2008-10).....	6
Justin Blackmon (2012-13).....	3
<i>Several players tied</i> .....	2

### LONGEST RECEPTIONS

Allen Robinson (Dec. 27, 2015 at N.O.).....	90t
Troy Edwards (Sept. 28, 2003 at Hou.).....	84t
Justin Blackmon (Nov. 18, 2012 at Hou.).....	81t
Allen Hurns (Dec. 13, 2015 vs. Ind.).....	80t
Cecil Shorts III (Sept. 23, 2012 at Ind.).....	80t
Reggie Williams (Nov. 4, 2007 at N.O.).....	80t
Patrick Johnson (Sept. 15, 2002 at K.C.).....	79t

### CONSECUTIVE 100-YARD GAMES

Jimmy Smith (Oct. 24-Nov. 14, 2004).....	3
Jimmy Smith (Dec. 19, 1999-Jan. 2, 2000).....	3
Jimmy Smith (Nov. 21-Dec. 2, 1999).....	3
Jimmy Smith (Sept. 12-26, 1999).....	3
Jimmy Smith (Nov. 29-Dec. 13, 1998).....	3
Jimmy Smith (Nov. 9-23, 1997).....	3
Jimmy Smith (Aug. 31-Sept. 22, 1997).....	3
<i>Several players tied</i> .....	2

### LONGEST RECEIVING TDs

Allen Robinson (Dec. 27, 2015 at N.O.).....	90
Troy Edwards (Sept. 28, 2003 at Hou.).....	84
Justin Blackmon (Nov. 18, 2012 at Hou.).....	81
Allen Hurns (Dec. 13, 2015 vs. Ind.).....	80
Cecil Shorts III (Sept. 23, 2012 at Ind.).....	80
Reggie Williams (Nov. 4, 2007 at N.O.).....	80
Patrick Johnson (Sept. 15, 2002 at K.C.).....	79
Fred Taylor (Nov. 1, 1998 at Bal.).....	78
Jason Hill (Oct. 9, 2011 vs. Cin.).....	74

## YARDAGE

### SCRIMMAGE YARDS

Fred Taylor (1998-2008).....	13,632
Jimmy Smith (1995-2005).....	12,286
Maurice Jones-Drew (2006-13).....	10,944
Keenan McCardell (1996-2001).....	6,393
<b>MARCEDES LEWIS (2006-16)</b> .....	<b>4,080</b>
James Stewart (1995-99).....	3,804
Kyle Brady (1999-2006).....	2,500
Reggie Williams (2004-08).....	2,366
Cecil Shorts III (2011-14).....	2,339
Mark Brunell (1995-2003).....	2,219

### ALL-PURPOSE YARDS

Fred Taylor (1998-2008).....	13,640
Maurice Jones-Drew (2006-13).....	13,110
Jimmy Smith (1995-2005).....	12,875
Keenan McCardell (1996-2001).....	6,499
<b>MARCEDES LEWIS (2006-16)</b> .....	<b>4,080</b>
James Stewart (1995-99).....	3,793
Reggie Barlow (1996-2000).....	3,687
Mike Thomas (2009-12).....	3,276
Kyle Brady (1999-2006).....	2,567
Jordan Todman (2012-14).....	2,526

## PUNTING

### PUNTS

Bryan Barker (1995-2000).....	456
Chris Hanson (2001-06).....	424
Bryan Anger (2012-15).....	360
Adam Podlesh (2007-10).....	229
Nick Harris (2011).....	72
Mark Royals (2003).....	45
Matt Turk (2011).....	27
Steve Weatherford (2008).....	21
<b>BRAD NORTMAN (2016)</b> .....	<b>6</b>

### PUNT YARDS

Bryan Barker (1995-2000).....	19,849
Chris Hanson (2001-06).....	18,190
Bryan Anger (2012-15).....	16,855
Adam Podlesh (2007-10).....	9,751
Nick Harris (2011).....	3,075
Mark Royals (2003).....	1,852
Matt Turk (2011).....	1,072
Steve Weatherford (2008).....	915
<b>BRAD NORTMAN (2016)</b> .....	<b>304</b>

### GROSS AVERAGE (MIN. 100 PUNTS)

Bryan Anger (2012-15).....	46.8
Bryan Barker (1995-2000).....	43.5
Chris Hanson (2001-06).....	42.9
Adam Podlesh (2007-10).....	42.5

### NET AVERAGE (MIN. 100 PUNTS)

Bryan Anger (2012-15).....	40.5
Adam Podlesh (2007-10).....	37.8
Bryan Barker (1995-2000).....	37.2
Chris Hanson (2001-06).....	35.9

### LONGEST PUNTS

Bryan Barker (Oct. 11, 1999 at N.Y. Jets).....	83
Adam Podlesh (Oct. 28, 2007 at T.B.).....	76
Chris Hanson (Nov. 20, 2005 at Ten.).....	74
Bryan Anger (Oct. 4, 2012 vs. Det.).....	73
Bryan Anger (Dec. 14, 2014 at Bal.).....	69
Chris Hanson (Sept. 12, 2004 at Buf.).....	69
<b>BRAD NORTMAN (SEPT. 11, 2016 vs. G.B.)</b> .....	<b>67</b>
Bryan Anger (Nov. 30, 2014 vs. N.Y. Giants).....	66
Bryan Anger (Sept. 23, 2012 at Ind.).....	66
Bryan Anger (Dec. 23, 2012 vs. N.E.).....	65
Bryan Anger (Nov. 25, 2012 vs. Ten.).....	65
Bryan Anger (Oct. 7, 2012 vs. Chi.).....	65
Matt Turk (Sept. 11, 2011 vs. Ten.).....	65
Bryan Barker (Oct. 1, 2000 vs. Pit.).....	65
Bryan Barker (Oct. 18, 1998 at Buf.).....	65

### INSIDE THE 20 (MIN. 100 PUNTS)

Bryan Barker (1995-2000).....	151
Chris Hanson (2001-06).....	136
Bryan Anger (2011-15).....	113
Adam Podlesh (2007-10).....	75

### CONSECUTIVE PUNTS WITHOUT BLOCK

Bryan Barker (1995-2000).....	456
Adam Podlesh (2007-10).....	229
Chris Hanson (2001-03).....	168

### TOUCHBACKS (MIN. 100 PUNTS)

Adam Podlesh (2007-10).....	19
Bryan Anger (2012-15).....	27
Bryan Barker (1995-2000).....	43
Chris Hanson (2001-06).....	50



# CAREER RECORDS

## RETURNS

### KICKOFF RETURNS

Maurice Jones-Drew (2006-13).....	79
Deji Karim (2010-11).....	77
Brian Witherspoon (2008-09).....	76
Reggie Barlow (1996-2000).....	70
Jordan Todman (2012-14).....	68
Willie Jackson (1995-97).....	58
David Allen (2003-04).....	52
Derrick Wimbush (2005-06).....	47
Elvis Joseph (2001-02).....	44
Shyrone Stith (2000).....	33

### LONGEST KICKOFF RETURNS

Maurice Jones-Drew (Nov. 4, 2007 at N.O.).....	100t
Alvis Whitted (Dec. 26, 1999 at Ten.).....	98t
Elvis Joseph (Nov. 18, 2001 at Pit.).....	85t
Maurice Jones-Drew (Dec. 10, 2006 vs. Ind.).....	93t
Reggie Barlow (Dec. 7, 1997 vs. N.E.).....	92t

### PUNT RETURN YARDS

Reggie Barlow (1996-2000).....	1,581
Alvin Pearman (2005-08).....	693
Mike Thomas (2009-12).....	620
David Allen (2003-04).....	468
Ace Sanders (2013-14).....	367
Chris Hudson (1995-98).....	348
Damon Gibson (2001-02).....	333
<b>RASHAD GREENE (2015-16).....</b>	<b>324</b>
Bobby Shaw (2002).....	310
Jermaine Lewis (2003-04).....	272



### KICKOFF RETURN YARDS

Maurice Jones-Drew (2006-12).....	2,054
Deji Karim (2010-11).....	1,900
Brian Witherspoon (2008-09).....	1,818
Jordan Todman (2012-14).....	1,762
Reggie Barlow (1996-2000).....	1,634
Willie Jackson (1995-97).....	1,206
Derrick Wimbush (2005-06).....	1,136
David Allen (2003-04).....	1,041
Elvis Joseph (2001-02).....	990
Shyrone Stith (2000).....	785

### KICK RETURN AVERAGE (MIN. 50 RETURNS)

Maurice Jones-Drew (2006-13).....	26.00
Jordan Todman (2012-14).....	25.91
Deji Karim (2010-11).....	24.68
Brian Witherspoon (2008-09).....	23.92
Reggie Barlow (1996-2000).....	23.34
Willie Jackson (1995-97).....	20.79
David Allen (2003-04).....	20.02

### PUNT RETURN AVERAGE (MIN. 25 RETURNS)

Bobby Shaw (2002).....	12.40
David Allen (2003-04).....	11.14
Chris Hudson (1995-98).....	10.88
Reggie Barlow (1996-2000).....	10.83
Jermaine Lewis (2003-04).....	9.71
Alvin Pearman (2005-08).....	8.56
Damon Gibson (2001-02).....	8.54
Mike Thomas (2009-12).....	8.27
Dennis Northcutt (2007-08).....	8.19
Ace Sanders (2013-14).....	6.44

### PUNT RETURN TOUCHDOWNS

Reggie Barlow (1996-2000).....	2
<b>RASHAD GREENE (2015-16).....</b>	<b>1</b>
Mike Thomas (2009-12).....	1
Bobby Shaw (2002).....	1

### KICKOFF RETURN TOUCHDOWNS

Maurice Jones-Drew (2006-11).....	2
Derrick Wimbush (2005-06).....	1
Jimmy Smith (1995-2005).....	1
Elvis Joseph (2001-02).....	1
Alvis Whitted (1998-2001).....	1
Reggie Barlow (1996-2000).....	1



### PUNT RETURNS

Reggie Barlow (1996-2000).....	146
Alvin Pearman (2005-08).....	81
Mike Thomas (2009-12).....	75
Ace Sanders (2013-14).....	57
David Allen (2003-04).....	42
Damon Gibson (2001-02).....	39
Chris Hudson (1995-98).....	32
Dennis Northcutt (2007-08).....	31
Jermaine Lewis (2003-04).....	28
Bobby Shaw (2002).....	25
<b>RASHAD GREENE (2015-16).....</b>	<b>21</b>

### LONGEST PUNT RETURNS

Reggie Barlow (Sept. 13, 1998 vs. K.C.).....	85t
Mike Thomas (Dec. 18, 2010 at Ind.).....	78t
Reggie Barlow (Nov. 21, 1999 vs. N.O.).....	74t
<b>RASHAD GREENE (Dec. 13, 2015 vs. Ind.).....</b>	<b>73t</b>
Bobby Shaw (Oct. 6, 2002 vs. Phi.).....	69t
Rashad Greene (Nov. 19, 2015 vs. Ten.).....	63
Chris Hudson (Oct. 6, 1996 at N.O.).....	60

## DEFENSE

### INTERCEPTIONS

Rashean Mathis (2003-12).....	30
Aaron Beasley (1996-2001).....	15
Donovin Darius (1998-2006).....	14
Derek Cox (2009-12).....	12
<b>PAUL POSLUSZNY (2011-16).....</b>	<b>10</b>
Mike Peterson (2003-08).....	8
Chris Hudson (1995-98).....	8
Reggie Nelson (2007-09).....	7
Deon Grant (2004-06).....	7
Marlon McCree (2001-03).....	7
Jason Craft (1999-2003).....	7

### LONGEST INTERCEPTION RETURNS

Aaron Beasley (Sept. 12, 1999 vs. S.F.).....	93t
Rashean Mathis (Oct. 5, 2008 vs. Pit.).....	72t
Rashean Mathis (Sept. 21, 2008 at Ind.).....	61t
Paul Posluszny (Oct. 13, 2013 at Den.).....	59t
Dwayne Gratz (Dec. 28, 2014 at Hou.).....	55t
Rashean Mathis (Nov. 5, 2006 vs. Ten.).....	55
Scott Starks (Nov. 5, 2006 vs. Ten.).....	55t

### CONSECUTIVE GAMES WITH INT

Brian Williams (Oct. 14-Nov. 11, 2007).....	3
Geno Hayes (Dec. 5-15, 2013).....	2
Derek Cox (Oct. 7-21, 2012).....	2
Morgan Trent (Dec. 24, 2011-Jan. 1, 2012).....	2
Rashean Mathis (Dec. 31, 2006-Sept. 9, 2007).....	2
Gerald Sensabaugh (Dec. 3-10, 2006).....	2
Rashean Mathis (Sept. 10-18, 2006).....	2
Rashean Mathis (Oct. 16-30, 2005).....	2
Donovin Darius (Nov. 21-28, 2004).....	2
Mike Peterson (Nov. 23-30, 2003).....	2
Marlon McCree (Dec. 1-8, 2002).....	2
Marlon McCree (Nov. 10-17, 2002).....	2
Donovin Darius (Oct. 31-Nov. 7, 1999).....	2
Chris Hudson (Sept. 20-27, 1998).....	2
Chris Hudson (Nov. 2-9, 1997).....	2
James Williams (Nov. 26-Dec. 3, 1995).....	2

### INTs RETURNED FOR TOUCHDOWN

Rashean Mathis (2003-12).....	3
Aaron Beasley (1996-2001).....	2
Several players tied.....	1





# CAREER RECORDS

## DEFENSE

### SACKS

Tony Brackens (1996-2003) .....	55.0
Joel Smeenge (1995-2000).....	34.0
John Henderson (2002-09).....	29.0
Paul Spicer (2001-08).....	28.5
Kevin Hardy (1996-2001) .....	28.5
Gary Walker (1999-2001).....	22.5
Marcus Stroud (2001-07).....	22.0

### CONSECUTIVE GAMES WITH SACK

Tony Brackens (Nov. 11-Dec. 30, 2001).....	8
Gary Walker (Oct. 18-Nov. 11, 2001) .....	4
Tony Brackens (Nov. 28-Dec. 19, 1999).....	4
Kevin Hardy (Oct. 11-Nov. 7, 1999).....	4
Tony Brackens (Sept. 22-Oct. 12, 1997).....	4

### TACKLES

Daryl Smith (2004-12).....	1,089
Donovin Darius (1998-2006).....	858
Mike Peterson (2003-08).....	837
<b>PAUL POSLUSZNY (2011-16) .....</b>	<b>802</b>
Kevin Hardy (1996-2001) .....	789
John Henderson (2002-09).....	563
Rashean Mathis (2003-12).....	554
Akin Ayodele (2002-05).....	489

### TAKEAWAYS

Rashean Mathis (2003-12).....	35
Donovin Darius (1998-2006).....	20
Tony Brackens (1996-2003) .....	18
Aaron Beasley (1996-2001) .....	18



## FUMBLES

### FUMBLES

Mark Brunell (1995-2003) .....	51
David Garrard (2002-10).....	44
Fred Taylor (1998-2008).....	25
Byron Leftwich (2003-06) .....	25
Maurice Jones-Drew (2006-13).....	22
<b>BLAKE BORTLES (2014-16).....</b>	<b>22</b>
Blaine Gabbert (2011-13).....	21

### FUMBLES LOST

David Garrard (2002-10).....	21
Mark Brunell (1995-2003) .....	18
Fred Taylor (1998-2008).....	12
Maurice Jones-Drew (2006-13).....	10
Byron Leftwich (2003-06) .....	10

### LONGEST FUMBLE RECOVERY RETURNS

Aaron Beasley (Nov. 8, 1998 vs. Cin.).....	90t
Donovin Darius (Nov. 1, 1998 at Bal.) .....	83t
Daryl Smith (Oct. 14, 2007 vs. Hou.) .....	77t
Ainsley Battles (Dec. 3, 2001 vs. G.B.).....	60t
Andre Branch (Dec. 14, 2015 vs. Ind.).....	49t

### FORCED FUMBLES

Tony Brackens (1996-2003) .....	28
Daryl Smith (2004-12) .....	9
Joel Smeenge (1995-2000) .....	9
Aaron Beasley (1996-2001) .....	8
Kevin Hardy (1996-2001) .....	8
Marcus Stroud (2001-07).....	7
Donovin Darius (1998-2006).....	7
Akin Ayodele (2002-05) .....	7

### OPPONENT FUMBLE RECOVERIES

Tony Brackens (1996-2003) .....	13
Donovin Darius (1998-2006).....	6
Fernando Bryant (1999-2003) .....	6
Kevin Hardy (1996-2001) .....	6
Bryan Schwartz (1995-99).....	6
Travis Davis (1995-98).....	6

## BLOCKS

### BLOCKED FIELD GOALS

Marcus Stroud (2001-07).....	2
Clyde Simmons (1996-97).....	2
<b>TYSON ALUALU (2010-16) .....</b>	<b>1</b>
Chris Clemons (2014-15) .....	1
Rashean Mathis (2003-10).....	1
John Henderson (2002-09).....	1

### BLOCKED PUNTS

Donovin Darius (1998-2006).....	2
Dave Thomas (1995-99) .....	2

### BLOCKED FIELD GOAL RETURNS

Chris Hudson (Sept. 22, 1997 vs. Pit.).....	1
Mickey Washington (Dec. 1, 1996 vs. Cin.).....	1

### BLOCKED EXTRA POINTS

Tony Brackens (Oct. 5, 1997 vs. Cin.).....	1
Clyde Simmons (Sept. 22, 1996 at N.E.) .....	1

### BLOCKED PUNT RETURNS

Mike Harris (Dec. 30, 2012 at Ten.).....	1
Zach Potter (Dec. 15, 2011 at Atl.) .....	1
Alvis Whitted (Nov. 1, 1998 at Bal.) .....	1
Jimmy Smith (Dec. 3, 1995 at Den.) .....	1

# SINGLE-SEASON RECORDS

## SCORING

### POINTS

Mike Hollis (1997) .....	134
Mike Hollis (1999) .....	130
Josh Scobee (2006) .....	119
Mike Hollis (1996) .....	117
Jason Myers (2015) .....	110
Mike Hollis (1998) .....	108
Josh Scobee (2010) .....	107
Josh Scobee (2005) .....	107
Mike Hollis (2000) .....	105
Fred Taylor (1998) .....	102

### TOUCHDOWNS


Fred Taylor (1998) .....	17
Maurice Jones-Drew (2009) .....	16
Maurice Jones-Drew (2006) .....	16
Allen Robinson (2015) .....	14
Maurice Jones-Drew (2008) .....	14
Fred Taylor (2000) .....	14
James Stewart (1999) .....	13
Maurice Jones-Drew (2011) .....	11
Several players tied .....	10

### FIELD GOALS

Mike Hollis (1999) .....	31
Mike Hollis (1997) .....	31
Mike Hollis (1996) .....	30
Jason Myers (2015) .....	26
Josh Scobee (2006) .....	26
Josh Scobee (2012) .....	25
Josh Scobee (2000) .....	24
Mike Hollis (2000) .....	24
Several players tied .....	23

### FIELD GOAL % (MIN. 25 ATTEMPTS)

Mike Hollis (2000) .....	92.3
Josh Scobee (2013) .....	92.0
Josh Scobee (2011) .....	92.0
Josh Scobee (2012) .....	89.3
Jason Myers (2015) .....	86.7
Mike Hollis (1997) .....	86.1
Mike Hollis (1996) .....	83.3
Mike Hollis (1999) .....	81.6
Josh Scobee (2006) .....	81.3
Mike Hollis (1998) .....	80.8



### EXTRA POINTS

Mike Hollis (1998) .....	45
Josh Scobee (2010) .....	41
Josh Scobee (2006) .....	41
Mike Hollis (1997) .....	41
Josh Scobee (2005) .....	38
Mike Hollis (1999) .....	37
Josh Scobee (2008) .....	33
Mike Hollis (2000) .....	33
Jason Myers (2015) .....	32
Several players tied .....	30

## PASSING

### PASSING YARDS

Blake Bortles (2015) .....	4,428
Mark Brunell (1996) *Led NFL* .....	4,367
Mark Brunell (2000) .....	3,640
David Garrard (2008) .....	3,620
David Garrard (2009) .....	3,597
Mark Brunell (2001) .....	3,309
Mark Brunell (1997) .....	3,281
Chad Henne (2013) .....	3,241
Mark Brunell (1999) .....	3,060
Byron Leftwich (2004) .....	2,941

### PASS ATTEMPTS

Blake Bortles(2015) .....	606
Mark Brunell (1996) .....	557
David Garrard (2008) .....	535
David Garrard (2009) .....	516
Mark Brunell (2000) .....	512
Chad Henne (2013) .....	503
Blake Bortles (2014) .....	475
Mark Brunell (2001) .....	473
Mark Brunell (1999) .....	441
Byron Leftwich (2004) .....	441

### PASS COMPLETIONS

Blake Bortles (2015) .....	355
Mark Brunell (1996) .....	353
David Garrard (2008) .....	335
David Garrard (2009) .....	314
Mark Brunell (2000) .....	311
Chad Henne (2013) .....	305
Mark Brunell (2001) .....	289
Blake Bortles(2014) .....	280
Byron Leftwich (2004) .....	267
Mark Brunell (1997) .....	264

### TOUCHDOWN PASSES

Blake Bortles (2015) .....	35
David Garrard (2010) .....	23
Mark Brunell (2000) .....	20
Mark Brunell (1998) .....	20
Mark Brunell (2001) .....	19
Mark Brunell (1996) .....	19
David Garrard (2007) .....	18
Mark Brunell (1997) .....	18
Mark Brunell (2002) .....	17
Several players tied .....	15

### INTERCEPTIONS

Mark Brunell (1996) .....	20
Blake Bortles (2015) .....	18
Blake Bortles (2014) .....	17
Byron Leftwich (2003) .....	16
David Garrard (2010) .....	15
Chad Henne (2013) .....	14
Mark Brunell (2000) .....	14
David Garrard (2008) .....	13
Mark Brunell (2001) .....	13
Several players tied .....	11

### INTERCEPTION % (MIN. 300 ATTEMPTS)

David Garrard (2007) .....	0.92
Mark Brunell (1997) .....	1.61
Byron Leftwich (2005) .....	1.66
Mark Brunell (2002) .....	1.68
David Garrard (2009) .....	1.94
Mark Brunell (1995) .....	2.02
Mark Brunell (1999) .....	2.04
Byron Leftwich (2004) .....	2.27
David Garrard (2008) .....	2.43
Mark Brunell (1998) .....	2.54

### COMPLETION % (MIN. 300 ATTEMPTS)

David Garrard (2010) .....	64.48
David Garrard (2007) .....	64.00
Mark Brunell (1996) .....	63.38
David Garrard (2008) .....	62.62
Mark Brunell (2001) .....	61.10
David Garrard (2009) .....	60.85
Mark Brunell (2000) .....	60.74
Mark Brunell (1997) .....	60.69
Chad Henne (2013) .....	60.64
Byron Leftwich (2004) .....	60.54

### PASSER RATING (MIN. 300 ATTEMPTS)

David Garrard (2007) .....	102.2
Mark Brunell (1997) .....	91.2
David Garrard (2010) .....	90.8
Mark Brunell (1998) .....	89.9
Byron Leftwich (2005) .....	89.3
Blake Bortles (2015) .....	<b>88.2</b>
Mark Brunell (2002) .....	85.7
Mark Brunell (2001) .....	84.1
Mark Brunell (2000) .....	84.0
Mark Brunell (1996) .....	84.0

### AVG. GAIN PER ATTEMPT (MIN. 300 ATTEMPTS)

Mark Brunell (1996) *Led NFL* .....	7.84
David Garrard (2007) .....	7.72
Mark Brunell (1997) .....	7.54
David Garrard (2010) .....	7.47
Mark Brunell (1998) .....	7.35
Blake Bortles(2015) .....	7.31
Mark Brunell (2000) .....	7.11
Byron Leftwich (2005) .....	7.03
Mark Brunell (2001) .....	7.00
David Garrard (2009) .....	6.97

### 400-YARD PASSING GAMES

Mark Brunell (1996) .....	2
---------------------------	---

### 300-YARD PASSING GAMES

Blake Bortles (2015) .....	6
Mark Brunell (1996) .....	6
Several players tied .....	3



# SINGLE-SEASON RECORDS

## RUSHING

### RUSHING YARDS

Maurice Jones-Drew (2011) *Led NFL*	1,606
Fred Taylor (2003)	1,572
Fred Taylor (2000)	1,399
Maurice Jones-Drew (2009)	1,391
Maurice Jones-Drew (2010)	1,324
Fred Taylor (2002)	1,314
Fred Taylor (2004)	1,224
Fred Taylor (1998)	1,223
Fred Taylor (2007)	1,202
Fred Taylor (2006)	1,146

### RUSHING ATTEMPTS

Fred Taylor (2003)	345
Maurice Jones-Drew (2011)	343
Maurice Jones-Drew (2009)	312
Maurice Jones-Drew (2010)	299
Fred Taylor (2000)	292
Fred Taylor (2002)	287
Fred Taylor (1998)	264
Fred Taylor (2004)	260
James Stewart (1999)	249
Natrone Means (1997)	244

### RUSHING TOUCHDOWNS

Maurice Jones-Drew (2009)	15
Fred Taylor (1998)	14
Maurice Jones-Drew (2006)	13
James Stewart (1999)	13
Maurice Jones-Drew (2008)	12
Fred Taylor (2000)	12
Maurice Jones-Drew (2007)	9
Stacey Mack (2002)	9
Stacey Mack (2001)	9
Natrone Means (1997)	9

### RUSHING AVERAGE (MIN. 150 ATTEMPTS)

Maurice Jones-Drew (2006)	5.67
Fred Taylor (2007)	5.39
Fred Taylor (2006)	4.96
Fred Taylor (2000)	4.79
Fred Taylor (2004)	4.71
Maurice Jones-Drew (2011)	4.68
Fred Taylor (1998)	4.63
Maurice Jones-Drew (2007)	4.60
Fred Taylor (1999)	4.60
Fred Taylor (2002)	4.58

### 200-YARD RUSHING GAMES

Fred Taylor (2000)	1
--------------------	---



### 100-YARD RUSHING GAMES

Fred Taylor (2000)	9
Maurice Jones-Drew (2010)	7
Fred Taylor (2003)	7
Maurice Jones-Drew (2011)	6
Fred Taylor (1998)	6
Maurice Jones-Drew (2009)	5
Fred Taylor (2007)	5
Fred Taylor (2004)	5
Fred Taylor (2002)	5
Fred Taylor (2006)	4

## RECEIVING

### RECEPTIONS

Jimmy Smith (1999) *Led NFL*	116
Jimmy Smith (2001)	112
Keenan McCardell (2000)	94
Keenan McCardell (2001)	93
Jimmy Smith (2000)	91
Keenan McCardell (1997)	85
Keenan McCardell (1996)	85
Jimmy Smith (1996)	83
Jimmy Smith (1997)	82
Several players tied	80

### RECEIVING YARDS

Jimmy Smith (1999)	1,636
Allen Robinson (2015)	1,400
Jimmy Smith (2001)	1,373
Jimmy Smith (1997)	1,324
Jimmy Smith (1996)	1,244
Jimmy Smith (2000)	1,213
Keenan McCardell (2000)	1,207
Jimmy Smith (1998)	1,182
Jimmy Smith (2004)	1,172
Keenan McCardell (1997)	1,164
Keenan McCardell (1996)	1,129
Keenan McCardell (2001)	1,110
Allen Hurns (2015)	1,031
Jimmy Smith (2002)	1,027
Jimmy Smith (2005)	1,023

### YARDS PER RECEPTION (MIN. 50 RECEPTIONS)

Cecil Shorts III (2012)	17.80
Allen Robinson (2015)	17.50
Jimmy Smith (1997)	16.15
Allen Hurns (2015)	16.11
Jimmy Smith (2004)	15.84
Jimmy Smith (1998)	15.15
Jimmy Smith (1996)	14.99

### RECEIVING TOUCHDOWNS

Allen Robinson (2015) *Led NFL*	14
Allen Hurns (2015)	10
Mercedes Lewis (2010)	10
Reggie Williams (2007)	10
Jimmy Smith (2001)	8
Jimmy Smith (2000)	8
Jimmy Smith (1998)	8

### 100-YARD RECEIVING GAMES

Jimmy Smith (1999)	9
Allen Robinson (2015)	6
Jimmy Smith (2001)	6
Jimmy Smith (1997)	6
Keenan McCardell (2000)	5
Jimmy Smith (2000)	5
Jimmy Smith (1998)	5

### 200-YARD RECEIVING GAMES

Justin Blackmon (2012)	1
Jimmy Smith (2000)	1
Jimmy Smith (1999)	1
Keenan McCardell (1996)	1



## YARDAGE

### SCRIMMAGE YARDS

Maurice Jones-Drew (2011)	1,980
Fred Taylor (2003)	1,942
Maurice Jones-Drew (2009)	1,765
Fred Taylor (2002)	1,722
Fred Taylor (1998)	1,644
Maurice Jones-Drew (2010)	1,641
Fred Taylor (2000)	1,639
Jimmy Smith (1999)	1,636
Fred Taylor (2004)	1,569
Allen Robinson (2015)	1,400

### ALL-PURPOSE YARDS

Maurice Jones-Drew (2006)	2,250
Maurice Jones-Drew (2007)	2,014
Maurice Jones-Drew (2011)	1,964
Fred Taylor (2003)	1,942
Maurice Jones-Drew (2009)	1,881
Maurice Jones-Drew (2008)	1,739
Fred Taylor (2002)	1,722
Fred Taylor (1998)	1,653
Maurice Jones-Drew (2010)	1,641
Fred Taylor (2000)	1,638



# SINGLE-SEASON RECORDS

## PUNTING

### PUNTS

Bryan Anger (2013).....	95
Bryan Anger (2014).....	94
Bryan Anger (2012).....	91
Bryan Barker (1998).....	85
Chris Hanson (2004).....	84
Chris Hanson (2005).....	82
Chris Hanson (2001).....	82
Bryan Barker (1995).....	82
Chris Hanson (2002).....	81
Bryan Anger (2015).....	80

### GROSS AVERAGE (MIN. 50 PUNTS)

Bryan Anger (2012) *NFL rookie record* .....	47.8
Bryan Anger (2014).....	47.5
Bryan Anger (2015).....	46.3
Bryan Anger (2013).....	45.7
Bryan Barker (1998).....	45.0
Bryan Barker (1997).....	44.9
Chris Hanson (2002).....	44.2

### NET AVERAGE (MIN. 50 PUNTS)

Bryan Anger (2012) *NFL rookie record* .....	40.8
Bryan Anger (2013).....	40.5
Bryan Anger (2014).....	39.6
Bryan Anger (2015).....	39.5
Adam Podlesh (2010).....	39.2
Bryan Barker (1997).....	38.8
Bryan Barker (1995) *Led NFL* .....	38.6

### INSIDE THE 20 (MIN. 50 PUNTS)

Chris Hanson (2005).....	33
Bryan Barker (1999).....	32
Bryan Anger (2013).....	31
Bryan Anger (2012).....	31
Bryan Barker (2000).....	29
Chris Hanson (2004).....	28
Bryan Barker (1998).....	28

### TOUCHBACKS (MIN. 50 PUNTS)

Adam Podlesh (2007) .....	2
Bryan Anger (2012).....	5
Several players tied.....	5



### KICKOFF RETURNS

Brian Witherspoon (2008) .....	52
Deji Karim (2010).....	50
David Allen (2003).....	41
Derrick Wimbush (2005).....	39
Jordan Todman (2014).....	38
Shyrone Stith (2000).....	33
Willie Jackson (1997).....	32
Maurice Jones-Drew (2007) .....	31
Maurice Jones-Drew (2006) .....	31
Reggie Barlow (1998).....	30

### KICKOFF RETURN TOUCHDOWNS

Maurice Jones-Drew (2007) .....	1
Maurice Jones-Drew (2006) .....	1
Several players tied.....	1

### PUNT RETURNS

Alvin Pearman (2005).....	49
Reggie Barlow (1998).....	43
Damon Gibson (2001).....	38
Reggie Barlow (1999).....	38
Reggie Barlow (1997).....	36
Mike Thomas (2010).....	34
Ace Sanders (2014).....	32
Chris Hudson (2006).....	32
Chris Hudson (1996).....	32
Reggie Barlow (2000).....	29

### PUNT RETURN AVERAGE (MIN. 15 RETURNS)

Rashad Greene (2015) .....	16.72
Reggie Barlow (1998).....	12.91
Bobby Shaw (2002).....	12.40
David Allen (2003).....	12.00
Reggie Barlow (1997).....	11.44
Brian Witherspoon (2008).....	11.29
Reggie Barlow (1999).....	10.89
Chris Hudson (1996).....	10.88
Mike Thomas (2010).....	10.53
Desmond Howard (1995).....	10.25

### KICKOFF RETURN YARDS

Brian Witherspoon (2008) .....	1,250
Deji Karim (2010).....	1,248
Jordan Todman (2014).....	972
Derrick Wimbush (2005).....	955
Maurice Jones-Drew (2006) .....	860
David Allen (2003).....	831
Maurice Jones-Drew (2007) .....	811
Shyrone Stith (2000).....	785
Reggie Barlow (1998).....	747
Jordan Todman (2013).....	712

### KICKOFF RETURN AVERAGE (MIN. 25 RETURNS)

Maurice Jones-Drew (2006) .....	27.74
Jordan Todman (2013).....	27.38
Maurice Jones-Drew (2007) .....	26.16
Jordan Todman (2014).....	25.58
Deji Karim (2010).....	24.96
Reggie Barlow (1998).....	24.90
Mike Thomas (2009).....	24.77
Derrick Wimbush (2005).....	24.49

### PUNT RETURN YARDS

Reggie Barlow (1998).....	555
Reggie Barlow (1999).....	414
Reggie Barlow (1997).....	412
Alvin Pearman (2005).....	410
Mike Thomas (2010).....	358
Chris Hudson (1996).....	348
Damon Gibson (2001).....	333
David Allen (2003).....	324
Bobby Shaw (2002).....	310
Rashad Greene (2015).....	301

### PUNT RETURN TOUCHDOWNS

Rashad Greene (2015) .....	1
Mike Thomas (2010).....	1
Bobby Shaw (2002).....	1
Reggie Barlow (1999).....	1
Reggie Barlow (1998).....	1

## DEFENSE

### INTERCEPTIONS

Rashean Mathis (2006).....	8
Marlon McCree (2002).....	6
Aaron Beasley (1999).....	6
Reggie Nelson (2007).....	5
Rashean Mathis (2005).....	5
Donovin Darius (2004).....	5
Rashean Mathis (2004).....	5
Deon Figures (1997).....	5
Several players tied.....	4

### INTs RETURNED FOR TOUCHDOWN

Rashean Mathis (2008) .....	2
Aaron Beasley (1999).....	2
Several players tied.....	1

### SACKS

Tony Brackens (1999) .....	12.0
Tony Brackens (2001).....	11.0
Kevin Hardy (1999).....	10.5
Bobby McCray (2006).....	10.0
Gary Walker (1999).....	10.0

### TACKLES

Paul Posluszny (2012).....	231
Hardy Nickerson (2001).....	230
Russell Allen (2012).....	201
Paul Posluszny (2011).....	192
Mike Peterson (2005).....	190
Wali Rainer (2002).....	188
Kevin Hardy (1998).....	186
Mike Peterson (2004).....	178

# SINGLE-SEASON RECORDS

## DEFENSE & FUMBLES

### TAKEAWAYS

Donovin Darius (2004).....	9
Rashean Mathis (2006).....	8
Marlon McCree (2002).....	6
Aaron Beasley (1999).....	6

### FORCED FUMBLES

Tony Brackens (1999).....	8
Tony Brackens (1997).....	6
Tony Brackens (2001).....	5
Tony Brackens (1996).....	5

### FUMBLES

<b>BLAKE BORTLES (2015)</b> .....	<b>14</b>
Blaine Gabbert (2011).....	14
David Garrard (2009).....	14
Mark Brunell (1996).....	13
David Garrard (2010).....	11
Byron Leftwich (2003).....	11

### OPPONENT FUMBLE RECOVERIES

Donovin Darius (2004).....	4
Bryan Schwartz (1998).....	4

### FUMBLES LOST

David Garrard (2009).....	8
Byron Leftwich (2003).....	6
Blake Bortles (2015).....	5
Blaine Gabbert (2011).....	5
David Garrard (2010).....	4
<i>Several players tied</i> .....	3

# SINGLE-GAME RECORDS

## SCORING

### POINTS

James Stewart (Oct. 12, 1997 vs. Phi.).....	30
Maurice Jones-Drew (Dec. 11, 2011 vs. T.B.).....	24
Fred Taylor (Nov. 19, 2000 at Pit.).....	24
<i>Several players tied</i> .....	18

### FIELD GOALS


Josh Scobee (Oct. 10, 2010 at Buf.).....	5
Josh Scobee (Nov. 25, 2007 vs. Buf.).....	5
Mike Hollis (Sept. 10, 2000 at Bal.).....	5
Mike Hollis (Nov. 30, 1997 vs. Bal.).....	5
Mike Hollis (Dec. 1, 1996 vs. Cin.).....	5
<i>Several players tied</i> .....	4

### TOUCHDOWNS

James Stewart (Oct. 12, 1997 vs. Phi.).....	5
Maurice Jones-Drew (Dec. 11, 2011 vs. T.B.).....	4
Fred Taylor (Nov. 19, 2000 at Pit.).....	4
<i>Several players tied</i> .....	3

### EXTRA POINTS

Josh Scobee (Dec. 23, 2007 vs. Oak.).....	7
Mike Hollis (Dec. 3, 2000 vs. Cle.).....	6
Mike Hollis (Nov. 1, 1998 at Bal.).....	6
<i>Several players tied</i> .....	5



## PASSING

### PASSING YARDS

Mark Brunell (Sept. 22, 1996 at N.E.).....	432
Mark Brunell (Oct. 20, 1996 at STL).....	421
Mark Brunell (Sept. 10, 2000 at Bal.).....	386
Blake Bortles (Nov. 8, 2015 at NYJ).....	381
Mark Brunell (Sept. 20, 1998 vs. Bal.).....	376
Blake Bortles (Dec. 27, 2015 at N.O.).....	368
Byron Leftwich (Oct. 10, 2004 at S.D.).....	357
Mark Brunell (Dec. 1, 1996 vs. Cin.).....	356
Chad Henne (Nov. 18, 2012 at Hou.).....	354
Quinn Gray (Nov. 4, 2007 at N.O.).....	354
Mark Brunell (Nov. 10, 1996 vs. Bal.).....	354

### PASSING TDs

Blake Bortles (Dec. 6, 2015 at Ten.).....	5
Blake Bortles (Oct. 11, 2015 at T.B.).....	4
Chad Henne (Nov. 18, 2012 at Hou.).....	4
David Garrard (Oct. 31, 2010 at Dal.).....	4
Quinn Gray (Dec. 30, 2007 at Hou.).....	4
Mark Brunell (Nov. 29, 1998 at Cin.).....	4
<i>Several players tied</i> .....	3

### PASS ATTEMPTS

Byron Leftwich (Oct. 10, 2004 at S.D.).....	54
Blake Bortles (Oct. 18, 2015 vs. Hou.).....	53
Mark Brunell (Oct. 20, 1996 at STL).....	52
Chad Henne (Dec. 29, 2013 at Ind.).....	51
Chad Henne (Dec. 23, 2012 vs. N.E.).....	51
Blake Bortles (Oct. 4, 2015 at Ind.).....	50
Mark Brunell (Sept. 10, 2000 at Bal.).....	50
Blake Bortles (Nov. 29, 2015 vs. S.D.).....	49
Blaine Gabbert (Oct. 28, 2012 at G.B.).....	49
Mark Brunell (Oct. 15, 1995 vs. Chi.).....	48

### INTERCEPTIONS

Mark Brunell (Oct. 20, 1996 at STL).....	5
Luke McCown (Sept. 18, 2011 at NYJ).....	4
David Garrard (Sept. 19, 2010 at S.D.).....	4
David Garrard (Nov. 12, 2006 vs. Hou.).....	4
<i>Several players tied</i> .....	3

### AVG. GAIN PER ATTEMPT (MIN. 20 ATTEMPTS)

David Garrard (Oct. 21, 2010 at Dal.).....	12.38
Rob Johnson (Aug. 31, 1997 at Bal.).....	12.25
Byron Leftwich (Oct. 5, 2003 vs. S.D.).....	12.00
Mark Brunell (Nov. 1, 1998 at Bal.).....	11.85
Mark Brunell (Nov. 21, 1999 vs. N.O.).....	11.70
Mark Brunell (Sept. 22, 1996 at N.E.).....	11.08

### PASS COMPLETIONS

Mark Brunell (Oct. 20, 1996 at STL).....	37
Byron Leftwich (Oct. 10, 2004 at S.D.).....	36
Blake Bortles (Oct. 12, 2014 at Ten.).....	32
Blake Bortles (Nov. 29, 2015 vs. S.D.).....	30
Blake Bortles (Oct. 18 vs. Hou.).....	30
Chad Henne (Dec. 29, 2013 at Ind.).....	30
David Garrard (Oct. 18, 2009 vs. STL).....	30
Mark Brunell (Oct. 15, 1995 vs. Chi.).....	30
<i>Several players tied</i> .....	29

### COMPLETION % (MIN. 20 ATTEMPTS)

Mark Brunell (Sept. 7, 2003 at Car.).....	85.2
Mark Brunell (Oct. 29, 2000 at Dal.).....	83.3
Rob Johnson (Aug. 31, 1997 at Bal.).....	83.3
David Garrard (Dec. 2, 2007 at Ind.).....	82.8
David Garrard (Oct. 31, 2010 at Dal.).....	81.0
David Garrard (Oct. 10, 2010 at Buf.).....	80.0
Mark Brunell (Oct. 6, 1996 at N.O.).....	80.0



# SINGLE-GAME RECORDS

## RUSHING

### RUSHING YARDS

Fred Taylor (Nov. 19, 2000 at Pit.)	234
Fred Taylor (Dec. 21, 2003 vs. N.O.)	194
Maurice Jones-Drew (Dec. 5, 2010 at Ten.)	186
Fred Taylor (Dec. 6, 1998 vs. Det.)	183
Fred Taylor (Dec. 3, 2000 vs. Cle.)	181
Maurice Jones-Drew (Sept. 23, 2012 at Ind.)	177
Maurice Jones-Drew (Nov. 1, 2009 at Ten.)	177
Maurice Jones-Drew (Jan. 1, 2012 vs. Ind.)	169
Maurice Jones-Drew (Dec. 10, 2006 vs. Ind.)	166
Fred Taylor (Oct. 30, 2005 at STL)	165

### RUSHING TOUCHDOWNS

James Stewart (Oct. 12, 1997 vs. Phi.)	5
Maurice Jones-Drew (Oct. 18, 2009 vs. STL)	3
Maurice Jones-Drew (Sept. 27, 2009 at Hou.)	3
Fred Taylor (Dec. 3, 2000 vs. Cle.)	3
Fred Taylor (Nov. 19, 2000 at Pit.)	3
Fred Taylor (Nov. 15, 1998 vs. T.B.)	3
Several players tied	2

### RUSHING ATTEMPTS

Fred Taylor (Dec. 21, 2003 vs. N.O.)	34
Maurice Jones-Drew (Oct. 18, 2009 vs. STL)	33
Fred Taylor (Nov. 23, 2003 at NYJ)	32
Fred Taylor (Dec. 17, 2000 at Cin.)	32
Fred Taylor (Dec. 6, 1998 vs. Det.)	32
Maurice Jones-Drew (Dec. 5, 2010 at Ten.)	31
Fred Taylor (Oct. 29, 2000 at Dal.)	31
Several players tied	30

### RUSHING AVERAGE (MIN. 10 ATTEMPTS)

Maurice Jones-Drew (Dec. 10, 2006 vs. Ind.)	11.07
Maurice Jones-Drew (Oct. 14, 2007 vs. Hou.)	10.42
Fred Taylor (Oct. 31, 1999 at Cin.)	8.53
Maurice Jones-Drew (Sept. 24, 2006 at Ind.)	7.92
Stacey Mack (Dec. 30, 2001 vs. K.C.)	7.81
Fred Taylor (Nov. 19, 2000 at Pit.)	7.80
Fred Taylor (Oct. 30, 2005 at STL)	7.50
Fred Taylor (Dec. 19, 2004 at G.B.)	7.50



## RECEIVING & YARDAGE

### RECEPTIONS

Keenan McCardell (Oct. 20, 1996 at STL)	16
Jimmy Smith (Sept. 10, 2000 at Bal.)	15
Justin Blackmon (Oct. 13, 2013 at Den.)	14
Jimmy Smith (Jan. 2, 2000 vs. Cin.)	14
Allen Hurns (Oct. 4, 2015 at Ind.)	11
Keenan McCardell (Dec. 23, 2000 at NYG)	11
Keenan McCardell (Oct. 1, 2000 vs. Pit.)	11
Keenan McCardell (Dec. 7, 1997 vs. N.E.)	11
Several players tied	10

### RECEIVING TDs

Allen Robinson (Dec. 6, 2015 at Ten.)	3
Jimmy Smith (Sept. 10, 2000 at Bal.)	3
Several players tied	2

### YARDS PER RECEPTION (MIN. 4 RECEPTIONS)

Justin Blackmon (Nov. 18, 2012 at Hou.)	33.7
Ernest Wilford (Dec. 24, 2005 at Hou.)	29.5
Andre Rison (Sept. 22, 1996 at N.E.)	28.8
Jimmy Smith (Nov. 9, 1997 vs. K.C.)	28.0

### RECEIVING YARDS

Jimmy Smith (Sept. 10, 2000 at Bal.)	291
Justin Blackmon (Nov. 18, 2012 at Hou.)	236
Keenan McCardell (Oct. 20, 1996 at STL)	232
Jimmy Smith (Nov. 21, 1999 vs. N.O.)	220
Justin Blackmon (Oct. 13, 2013 at Den.)	190
Jimmy Smith (Jan. 2, 2000 vs. Cin.)	165
Jimmy Smith (Sept. 22, 1997 vs. Pit.)	164
Jimmy Smith (Dec. 1, 1996 vs. Cin.)	162
Pete Mitchell (Nov. 19, 1995 at T.B.)	161
Jimmy Smith (Nov. 16, 1997 vs. Ten.)	158

### SCRIMMAGE YARDS

Jimmy Smith (Sept. 10, 2000 at Bal.)	291
Fred Taylor (Nov. 19, 2000 at Pit.)	248
Fred Taylor (Sept. 29, 2002 vs. NYJ)	237
Justin Blackmon (Nov. 18, 2012 at Hou.)	236
Keenan McCardell (Oct. 20, 1996 at STL)	232
Fred Taylor (Dec. 21, 2003 at N.O.)	225
Maurice Jones-Drew (Nov. 21, 2010 vs. Cle.)	220
Jimmy Smith (Nov. 21, 1999 vs. N.O.)	220
Fred Taylor (Sept. 20, 1998 vs. Bal.)	213
Fred Taylor (Dec. 6, 1998 vs. Det.)	206



### ALL-PURPOSE YARDS

Maurice Jones-Drew (Dec. 10, 2006 vs. Ind.)	303
Jimmy Smith (Sept. 10, 2000 at Bal.)	291
Maurice Jones-Drew (Oct. 14, 2007 vs. Hou.)	260
Fred Taylor (Nov. 19, 2000 at Pit.)	248
Maurice Jones-Drew (Sept. 24, 2006 at Ind.)	244
Fred Taylor (Sept. 29, 2002 vs. NYJ)	237
Justin Blackmon (Nov. 18, 2012 at Hou.)	236
Keenan McCardell (Oct. 20, 1996 at STL)	232
Fred Taylor (Dec. 21, 2003 vs. N.O.)	225
Several players tied	220

## PUNTING

### PUNTS

Bryan Anger (Sept. 8, 2013 vs. K.C.)	11
Adam Podlesh (Nov. 16, 2008 vs. Ten.)	10
Bryan Anger (Oct. 21, 2012 at Oak.)	9
Bryan Anger (Sept. 16, 2012 vs. Hou.)	9
Nick Harris (Dec. 24, 2011 at Ten.)	9
Nick Harris (Nov. 27, 2011 vs. Hou.)	9
Chris Hanson (Oct. 16, 2005 at Pit.)	9
Chris Hanson (Sept. 19, 2004 vs. Den.)	9
Bryan Barker (Sept. 25, 2000 at Ind.)	9
Bryan Barker (Nov. 14, 1999 vs. Bal.)	9
Bryan Barker (Oct. 29, 1995 at Pit.)	9

### PUNTS INSIDE 20

Bryan Barker (Nov. 14, 1999 vs. Bal.)	8
Bryan Anger (Nov. 17, 2013 vs. Ari.)	6
Bryan Barker (Oct. 3, 1999 vs. Pit.)	6

### GROSS AVERAGE (MIN. 4 PUNTS)

Bryan Anger (Dec. 23, 2012 vs. N.E.)	56.3
Bryan Anger (Oct. 11, 2015 at T.B.)	55.3
Bryan Barker (Oct. 19, 1997 at Dal.)	53.8
Bryan Anger (Sept. 9, 2012 at Min.)	53.5
Bryan Anger (Sept. 23, 2012 at Ind.)	53.5
Bryan Anger (Dec. 14, 2014 at Bal.)	53.4
Chris Hanson (Sept. 29, 2002 vs. NYJ)	53.2

### NET AVERAGE (MIN. 4 PUNTS)

Bryan Anger (Nov. 4, 2012 vs. Det.)	50.5
Adam Podlesh (Dec. 23, 2007 vs. Oak.)	49.8
Chris Hanson (Nov. 10, 2002 vs. Was.)	48.2
Bryan Anger (Dec. 26, 2012 at Mia.)	47.4



# SINGLE-GAME RECORDS

## RETURNS

### KICKOFF RETURNS

Deji Karim (Oct. 18, 2010 vs. Ten.)	7
Jermaine Lewis (Oct. 10, 2004 at S.D.)	7
Curtis Marsh (Nov. 12, 1995 vs. Sea.)	7
<i>Several players tied</i>	6

### KICKOFF RETURN AVERAGE (MIN. 3 RETURNS)

Maurice Jones-Drew (Nov. 4, 2007 at N.O.)	47.33
Derrick Wimbush (Nov. 27, 2005 at Ari.)	46.00
Brian Witherspoon (Sept. 7, 2008 at Ten.)	41.33
Randy Jordan (Oct. 13, 1996 vs. NYJ)	39.67
Tiquan Underwood (Sept. 12, 2010 vs. Den.)	38.33



### KICKOFF RETURN YARDS

Reggie Barlow (Oct. 25, 1998 at Den.)	206
Jordan Todman (Sept. 28, 2014 at S.D.)	174
Jordan Todman (Nov. 2, 2014 at Cin.)	173
Curtis Marsh (Nov. 12, 1995 vs. Sea.)	169
Deji Karim (Oct. 18, 2010 vs. Ten.)	168
Reggie Barlow (Dec. 7, 1997 vs. N.E.)	157
Rashad Jennings (Nov. 18, 2012 at Hou.)	149
David Allen (Dec. 14, 2003 at N.E.)	147
Alvis Whitted (Dec. 26, 1999 at Ten.)	147
Mike Thomas (Nov. 1, 2009 at Ten.)	146

### PUNT RETURNS

Alvin Pearman (Dec. 18, 2005 vs. S.F.)	7
Alvin Pearman (Nov. 13, 2005 vs. Bal.)	7
Ace Sanders (Nov. 17, 2013 vs. Ari.)	6
Mike Thomas (Oct. 24, 2011 vs. Bal.)	6
David Allen (Dec. 7, 2003 vs. Hou.)	6
Reggie Barlow (Dec. 3, 2000 vs. Cle.)	6
R. Jay Soward (Oct. 8, 2000 vs. Bal.)	6
Reggie Barlow (Nov. 14, 1999 vs. Bal.)	6
Reggie Barlow (Sept. 20, 1998 vs. Bal.)	6
<i>Several players tied</i>	5

### PUNT RETURN TDs

Rashad Greene (Dec. 13, 2015 vs. Ind.)	1
Mike Thomas (Dec. 19, 2010 at Ind.)	1
Bobby Shaw (Oct. 6, 2002 vs. Phi.)	1
Reggie Barlow (Nov. 21, 1999 vs. N.O.)	1
Reggie Barlow (Sept. 13, 1998 vs. K.C.)	1

### KICKOFF RETURN TDs

Maurice Jones-Drew (Nov. 4, 2007 at N.O.)	1
Maurice Jones-Drew (Dec. 10, 2006 vs. Ind.)	1
Derrick Wimbush (Nov. 27, 2005 at Ari.)	1
Elvis Joseph (Nov. 18, 2001 at Pit.)	1
Alvis Whitted (Dec. 26, 1999 at Ten.)	1
Reggie Barlow (Dec. 7, 1997 vs. N.E.)	1
Jimmy Smith (Dec. 3, 1995 at Den.)	1

### PUNT RETURN YARDS

Reggie Barlow (Sept. 13, 1998 vs. K.C.)	134
Mike Thomas (Dec. 19, 2010 at Ind.)	99
Desmond Howard (Sept. 24, 1995 vs. G.B.)	82
Reggie Barlow (Sept. 20, 1998 vs. Bal.)	81
Reggie Barlow (Nov. 21, 1999 vs. N.O.)	80
Reggie Barlow (Nov. 23, 1997 at Cin.)	79
Jermaine Lewis (Sept. 19, 2004 vs. Den.)	78
Rashad Greene (Nov. 19, 2015 vs. Ten.)	76
Reggie Barlow (Nov. 2, 1997 at Ten.)	76
<i>Several players tied</i>	73

### PUNT RETURN YARD AVG.

Reggie Barlow (Sept. 13, 1998 vs. K.C.)	44.67
Reggie Barlow (Nov. 23, 1997 at Cin.)	26.33
Reggie Barlow (Nov. 2, 1997 at Ten.)	25.33
Mike Thomas (Dec. 19, 2010 at Ind.)	24.75
Reggie Barlow (Nov. 29, 1998 at Cin.)	23.00
Brian Witherspoon (Nov. 29, 2009 at S.F.)	21.00
Desmond Howard (Sept. 24, 1995 vs. G.B.)	20.50
Dennis Northcutt (Dec. 9, 2007 vs. Car.)	20.00

## DEFENSE, FUMBLES & BLOCKS

### INTERCEPTIONS

Davon House (Nov. 15, 2015 at Bal.)	2
Derek Cox (Oct. 31, 2010 at Dal.)	2
Rashean Mathis (Nov. 5, 2006 vs. Ten.)	2
Rashean Mathis (Sept. 18, 2006 vs. Pit.)	2
Terry Cousin (Nov. 13, 2005 vs. Bal.)	2
Rashean Mathis (Oct. 30, 2005 at STL)	2
Donovin Darius (Jan. 2, 2005 at Oak.)	2
Rashean Mathis (Dec. 19, 2004 at G.B.)	2
Marlon McCree (Sept. 15, 2002 at K.C.)	2
Rayna Stewart (Sept. 10, 2000 at Bal.)	2
Aaron Beasley (Sept. 12, 1999 vs. S.F.)	2
Deon Figures (Aug. 31, 1997 at Bal.)	2
<i>Several players tied</i>	1

### TAKEAWAYS

Darren Carrington (Oct. 1, 1995 at Hou.)	3
--	---

### FORCED FUMBLES

Tony Brackens (Oct. 3, 1999 vs. Pit.)	3
<i>Several players tied</i>	2

### OPPONENT FUMBLE RECOVERIES

Telvin Smith (Nov. 23, 2014 at Ind.)	2
Tony Brackens (Sept. 29, 1996 vs. Car.)	2
Darren Carrington (Oct. 1, 1995 at Hou.)	2

### INTs RETURNED FOR TOUCHDOWN

Telvin Smith (Oct. 25, 2015 vs. Buf.)	1
Dwayne Gratz (Dec. 28, 2014 at Hou.)	1
Paul Posluszny (Oct. 13, 2013 at Den.)	1
Rashean Mathis (Sept. 21, 2008 at Ind.)	1
Rashean Mathis (Oct. 5, 2008 vs. Pit.)	1
Clint Ingram (Dec. 9, 2007 vs. Car.)	1
Aaron Glenn (Oct. 28, 2007 at T.B.)	1
Scott Starks (Nov. 5, 2006 vs. Ten.)	1
Mike Peterson (Nov. 13, 2005 vs. Bal.)	1
Rashean Mathis (Oct. 16, 2005 at Pit.)	1
Tony Brackens (Nov. 28, 1999 at Bal.)	1
Aaron Beasley (Sept. 26, 1999 vs. Ten.)	1
Aaron Beasley (Sept. 12, 1999 vs. S.F.)	1
Mickey Washington (Oct. 22, 1995 at Cle.)	1

### BLOCKED PUNTS

Hayes Pullard III (Nov. 29, 2015 vs. S.D.)	1
J.T. Thomas (Sept. 8, 2013 vs. K.C.)	1
Mike Harris (Dec. 30, 2012 at Ten.)	1
Kassim Osgood (Dec. 15, 2011 at Atl.)	1
Rashad Jennings (Sept. 19, 2010 at S.D.)	1
Jorge Cordova (Dec. 10, 2006 vs. Ind.)	1
Gerald Sensabaugh (Oct. 8, 2006 vs. NYJ)	1
Derrick Wimbush (Oct. 9, 2005 vs. Cin.)	1
Eric Westmoreland (Oct. 27, 2002 vs. Hou.)	1
Donovin Darius (Sept. 10, 2001 vs. Pit.)	1
Donovin Darius (Oct. 1, 2000 vs. Pit.)	1
Dave Thomas (Nov. 14, 1999 vs. Bal.)	1
Alvis Whitted (Nov. 1, 1998 at Bal.)	1
Dave Thomas (Oct. 12, 1997 vs. Phi.)	1
Mike Dumas (Dec. 3, 1995 at Den.)	1

### SACKS

Chris Clemons (Nov. 23, 2014 at Ind.)	3.0
Paul Spicer (Sept. 25, 2005 at NYJ)	3.0
John Henderson (Oct. 6, 2002 vs. Phi.)	3.0
Kelvin Prichett (Oct. 5, 1997 vs. Cin.)	3.0

### TACKLES

Hardy Nickerson (Nov. 25, 2001 vs. Bal.)	23
Russell Allen (Sept. 16, 2012 vs. Hou.)	22
Wali Rainer (Oct. 13, 2002 at Ten.)	22
T.J. Slaughter (Nov. 25, 2001 vs. Bal.)	22
Paul Posluszny (Dec. 19, 2012 at Mia.)	21
Bryan Schwartz (Dec. 17, 1995 at Det.)	21
Russell Allen (Nov. 18, 2012 at Hou.)	20
Daryl Smith (Dec. 18, 2010 at Ind.)	20
Kevin Hardy (Nov. 1, 1998 at Bal.)	20

### BLOCKED FIELD GOALS

Tyson Alualu (Dec. 27, 2015 at N.O.)	1
Chris Clemons (Sept. 13, 2015 vs. Car.)	1
Rashean Mathis (Oct. 2, 2005 vs. Den.)	1
John Henderson (Dec. 8, 2002 vs. Cle.)	1
Marcus Stroud (Sept. 8, 2002 vs. Ind.)	1
Marcus Stroud (Dec. 3, 2001 vs. G.B.)	1
Clyde Simmons (Sept. 22, 1997 vs. Pit.)	1
Clyde Simmons (Dec. 1, 1996 vs. Cin.)	1



# ROOKIE RECORDS

## SCORING & PASSING

### POINTS (SEASON)

Fred Taylor (1998).....	102
Maurice Jones-Drew (2006) .....	96
Josh Scobee (2004).....	93
Seth Marler (2003).....	90
Allen Hurns (2014).....	36
Justin Blackmon (2012).....	32
Willie Jackson (1995).....	32
Matt Jones (2005).....	30
Hayden Epstein (2002).....	28
Several players tied.....	18

### TOUCHDOWNS (SEASON)

Fred Taylor (1998).....	17
Maurice Jones-Drew (2006) .....	16
Allen Hurns (2014).....	6
Matt Jones (2005).....	5
Justin Blackmon (2012).....	5
Greg Jones (2004).....	3
LaBrandon Toefield (2003).....	3
Elvis Joseph (2001).....	3
James Stewart (1995).....	3
Several players tied.....	2

### PASSING YARDS (SEASON)

Blake Bortles (2014) .....	2,908
Byron Leftwich (2003).....	2,819
Blaine Gabbert (2011).....	2,214
Jonathan Quinn (1998).....	387
David Garrard (2002).....	231
LaBrandon Toefield (2003).....	32
Rob Johnson (1995).....	24
Ace Sanders (2013).....	21
Matt Jones (2005).....	12

### PASSING YARDS (GAME)

Blake Bortles (Oct. 12, 2014 at Ten.).....	336
Byron Leftwich (Oct. 5, 2003 vs. S.D.).....	336
Blake Bortles (Nov. 9, 2014 vs. Dal.).....	290
Byron Leftwich (Dec. 14, 2003).....	288
Byron Leftwich (Oct. 12, 2003).....	256
Blake Bortles (Sept. 28, 2014 at S.D.).....	254
Blake Bortles (Nov. 2, 2014 at Cin.).....	247
Byron Leftwich (Sept. 28, 2003 at Hou.).....	231
Byron Leftwich (Nov. 30, 2003 vs. T.B.).....	224
Blake Bortles (Sept. 21, 2014 vs. Ind.).....	223

### PASS ATTEMPTS (SEASON)

Blake Bortles (2014) .....	475
Byron Leftwich (2003).....	418
Blaine Gabbert (2011).....	413
Jonathan Quinn (1998).....	64
David Garrard (2002).....	46
Rob Johnson (1995).....	7
Matt Jones (2005).....	3
LaBrandon Toefield (2003).....	2
Ace Sanders (2013).....	1

### PASS ATTEMPTS (GAME)

Blake Bortles (Oct. 12, 2014 at Ten.).....	46
Byron Leftwich (Oct. 12, 2003 vs. Mia.).....	42
Blaine Gabbert (Dec. 24, 2011 at Ten.).....	42
Blaine Gabbert (Oct. 2, 2011 vs. N.O.).....	42
Blaine Gabbert (Nov. 20, 2011 at Cle.).....	41
Byron Leftwich (Dec. 14, 2003 at N.E.).....	40
Blake Bortles (Dec. 14, 2014 at Bal.).....	37
Blake Bortles (Dec. 7, 2014 vs. Hou.).....	39
Blake Bortles (Nov. 9, 2014 vs. Dal.).....	37
Blake Bortles (Sept. 28, 2014 at S.D.).....	37

### PASS COMPLETIONS (SEASON)

Blake Bortles (2014) .....	280
Byron Leftwich (2003).....	239
Blaine Gabbert (2011).....	210
Jonathan Quinn (1998).....	34
David Garrard (2002).....	23
Rob Johnson (1995).....	3
Matt Jones (2005).....	2
LaBrandon Toefield (2003).....	1
Ace Sanders (2013).....	1

### PASS COMPLETIONS (GAME)

Blake Bortles (Oct. 12, 2014 at Ten.).....	32
Blake Bortles (Sept. 28, 2014 at S.D.).....	29
Byron Leftwich (Oct. 12, 2003 vs. Mia.).....	24
Blake Bortles (Nov. 9, 2014 vs. Dal.).....	22
Blake Bortles (Nov. 2, 2014 at Cin.).....	22
Blake Bortles (Oct. 5, 2014 vs. Pit.).....	22
Blaine Gabbert (Nov. 20, 2011 at Cle.).....	22
Byron Leftwich (Nov. 2, 2003 at Bal.).....	22
Several players tied.....	21

### PASSING TDs (SEASON)

Byron Leftwich (2003).....	14
Blaine Gabbert (2011).....	12
Blake Bortles (2014).....	11
Jonathan Quinn (1998).....	2
David Garrard (2002).....	1
Ace Sanders (2013).....	1

### PASSING TDs (GAME)

Blake Bortles (Nov. 2, 2014 at Cin.).....	2
Blake Bortles (Sept. 21, 2014 vs. Ind.).....	2
Blaine Gabbert (Dec. 11, 2011 vs. T.B.).....	2
Blaine Gabbert (Dec. 5, 2011 vs. S.D.).....	2
Byron Leftwich (Oct. 5, 2003 vs. S.D.).....	2
Byron Leftwich (Nov. 30, 2003 vs. T.B.).....	2
Several players tied.....	1

### INTERCEPTIONS (SEASON)

Blake Bortles (2014).....	17
Byron Leftwich (2003).....	16
Blaine Gabbert (2011).....	11
Jonathan Quinn (1998).....	3
David Garrard (2002).....	2
Rob Johnson (1995).....	1

### INTERCEPTIONS (GAME)

Blake Bortles (Oct. 19, 2014 vs. Cle.).....	3
Byron Leftwich (Oct. 12, 2003 vs. Mia.).....	3
Byron Leftwich (Sept. 28, 2003 at Hou.).....	3
Several players tied.....	2



## RUSHING

### RUSHING YARDS (SEASON)

Fred Taylor (1998).....	1,223
Maurice Jones-Drew (2006) .....	941
T.J. Yeldon (2015).....	740
James Stewart (1995).....	525
Blake Bortles (2014).....	419
Elvis Joseph (2001).....	294
LaBrandon Toefield (2003).....	212
Rashad Jennings (2009).....	202
Greg Jones (2004).....	162
Deji Karim (2010).....	160

### RUSHING YARDS (GAME)

Fred Taylor (Dec. 6, 1998 vs. Det.).....	183
Maurice Jones-Drew (Dec. 10, 2006 vs. Ind.).....	166
Maurice Jones-Drew (Dec. 24, 2006 vs. N.E.).....	131
Fred Taylor (Nov. 15, 1998 vs. T.B.).....	128
Fred Taylor (Sept. 20, 1998 vs. Bal.).....	128
Fred Taylor (Nov. 8, 1998 vs. Cin.).....	118
Fred Taylor (Sept. 27, 1998 at Ten.).....	116
T.J. Yeldon (Oct. 25, 2015 vs. Buf.).....	115
T.J. Yeldon (Oct. 4, 2015 at Ind.).....	105
Fred Taylor (Dec. 20, 1998 at Min.).....	105

### RUSHING ATTEMPTS (SEASON)

Fred Taylor (2003).....	264
T.J. Yeldon (2015).....	182
Maurice Jones-Drew (2006) .....	166
James Stewart (1995).....	137
Elvis Joseph (2001).....	68
Greg Jones (2004).....	62
Blake Bortles (2014).....	419
LaBrandon Toefield (2003).....	53
Blaine Gabbert (2011).....	48
Rashad Jennings (2009).....	39
Alvin Pearman (2005).....	39



# ROOKIE RECORDS

## RUSHING

### RUSHING ATTEMPTS (GAME)

Fred Taylor (Dec. 6, 1998 vs. Det.).....	32
Fred Taylor (Nov. 8, 1998 vs. Cin.).....	27
Maurice Jones-Drew (Dec. 17, 2006 at Ten.).....	25
Fred Taylor (Sept. 27, 1998 at Ten.).....	25
T.J. Yeldon (Sept. 20, 2015 vs. Mia.).....	25
Fred Taylor (Dec. 20, 1998 at Min.).....	23
Fred Taylor (Sept. 20, 1998 vs. Bal.).....	23
T.J. Yeldon (Oct. 4, 2015 at Ind.).....	22
Fred Taylor (Nov. 1, 1998 at Bal.).....	22
Maurice Jones-Drew (Oct. 29, 2006 at Phi.).....	21
Fred Taylor (Dec. 28, 1998 vs. Pit.).....	21

### RUSHING TDs (SEASON)

Fred Taylor (1998).....	14
Maurice Jones-Drew (2006).....	13
Greg Jones (2004).....	3
T.J. Yeldon (2015).....	2
Storm Johnson (2014).....	2
Byron Leftwich (2003).....	2
LaBrandon Toefield (2003).....	2
David Garrard (2002).....	2
James Stewart (1995).....	2
<i>Several players tied</i> .....	1

### RUSHING TDs (GAME)

Fred Taylor (Nov. 15, 1998 vs. T.B.).....	3
Maurice Jones-Drew (Dec. 24, 2006 vs. N.E.).....	2
Maurice Jones-Drew (Dec. 10, 2006 vs. Ind.).....	2
Maurice Jones-Drew (Oct. 8, 2006 vs. NYJ).....	2
David Garrard (Oct. 13, 2002 at Ten.).....	2
Fred Taylor (Oct. 12, 1998 vs. Mia.).....	2
Fred Taylor (Dec. 6, 1998 vs. Det.).....	2
<i>Several players tied</i> .....	1

## RECEIVING & YARDAGE

### RECEPTIONS (SEASON)

Justin Blackmon (2012).....	64
Willie Jackson (1995).....	53
Allen Hurns (2014).....	51
Ace Sanders (2013).....	51
Allen Robinson (2014).....	48
Mike Thomas (2009).....	48
Maurice Jones-Drew (2006).....	46
Fred Taylor (1998).....	44
Pete Mitchell (1995).....	41
Marqise Lee (2014).....	37

### RECEPTIONS (GAME)

Pete Mitchell (Nov. 19, 1995 at T.B.).....	10
Fred Taylor (Sept. 20, 1998 vs. Bal.).....	9
Allen Robinson (Oct. 12, 2014 at Ten.).....	8
Ace Sanders (Dec. 1, 2013 at Cle.).....	8
Ace Sanders (Nov. 17, 2013 vs. Ari.).....	8
Zach Miller (Jan. 3, 2010 at Cle.).....	8
<i>Several players tied</i> .....	7

### RECEIVING YARDS (SEASON)

Justin Blackmon (2012).....	865
Allen Hurns (2014).....	677
Willie Jackson (1995).....	589
Allen Robinson (2014).....	548
Pete Mitchell (1995).....	527
Ace Sanders (2013).....	484
Mike Thomas (2009).....	453
Maurice Jones-Drew (2006).....	436
Matt Jones (2005).....	432
Marqise Lee (2014).....	422

### RECEIVING TDs (SEASON)

Allen Hurns (2014).....	6
Justin Blackmon (2012).....	5
Matt Jones (2005).....	5
Willie Jackson (1995).....	5
Fred Taylor (1998).....	3
<i>Several players tied</i> .....	2

### YARDS/REC. (SEASON) (MIN. 25 RECEPTIONS)

Justin Blackmon (2012).....	13.52
Allen Hurns (2014).....	13.27
Pete Mitchell (1995).....	12.85
Matt Jones (2005).....	12.00
Allen Robinson (2014).....	11.42
Marqise Lee (2014).....	11.41
Willie Jackson (1995).....	11.11
Reggie Williams (2004).....	9.93
Fred Taylor (1998).....	9.57
Ace Sanders (2013).....	9.49

### YARDS/REC. (GAME) (MIN. 4 RECEPTIONS)

Justin Blackmon (Nov. 18, 2012 at Hou.).....	33.71
Allen Hurns (Sept. 7, 2014 at Phi.).....	27.50
Matt Jones (Nov. 13, 2005 vs. Bal.).....	23.40
Willie Jackson (Dec. 24, 1995 vs. Cle.).....	20.25
T.J. Yeldon (Dec. 6, 2015 at Ten.).....	19.75
Willie Jackson (Dec. 10, 1995 vs. Ind.).....	18.83
Allen Robinson (Sept. 14, 2014 at Was.).....	18.75
Mike Sims-Walker (Oct. 5, 2008 vs. Pit.).....	17.83

### SCRIMMAGE YARDS (SEASON)

Fred Taylor (1998).....	1,644
Maurice Jones-Drew (2006).....	1,377
T.J. Yeldon (2015).....	1,019
Justin Blackmon (2012).....	888
James Stewart (1995).....	715
Allen Hurns (2014).....	677
Willie Jackson (1995).....	589
Allen Robinson (2014).....	548

### ALL-PURPOSE YARDS (SEASON)

Maurice Jones-Drew (2006).....	2,250
Fred Taylor (1998).....	1,653
Brian Witherspoon (2008).....	1,442
Deji Karim (2010).....	1,418
Mike Thomas (2009).....	1,301
David Allen (2003).....	1,223
T.J. Yeldon (2015).....	1,019

### 100-YARD RECEIVING GAMES (SEASON)

Allen Hurns (2014).....	2
Justin Blackmon (2012).....	1
Matt Jones (2005).....	1
Pete Mitchell (1995).....	1

## DEFENSE

### SACKS (SEASON)

Tony Brackens (1996).....	7.0
John Henderson (2002).....	6.5
Kevin Hardy (1996).....	5.5
Tyson Alualu (2010).....	3.5
Derrick Harvey (2008).....	3.5
Bobby McCray (2004).....	3.5
Chris Smith (2014).....	3.0
Akin Ayodele (2002).....	3.0
Larry Smith (1999).....	3.0

### TACKLES (SEASON)

Bryan Schwartz (1995).....	161
Kevin Hardy (1996).....	130
Clint Ingram (2006).....	117
Akin Ayodele (2002).....	108
T.J. Slaughter (2000).....	108

### TACKLES (GAME)

Bryan Schwartz (Dec. 17, 1995 at Det.).....	21
Bryan Schwartz (Dec. 24, 1995 vs. Cle.).....	19
Bryan Schwartz (Dec. 10, 1995 vs. Ind.).....	17

### INTERCEPTIONS (SEASON)

Reggie Nelson (2007).....	5
Derek Cox (2009).....	4
Dwayne Gratz (2013).....	2
Rashean Mathis (2003).....	2
Fernando Bryant (1999).....	2
Kevin Hardy (1996).....	2

### TAKEAWAYS (SEASON)

Derek Cox (2009).....	5
Reggie Nelson (2007).....	5
Fernando Bryant (1999).....	5



# OPPONENT RECORDS

## SCORING

### POINTS

Jeff Reed, Pittsburgh (12/1/02).....19  
*Several players tied (K. Moreno, Den., 2013) .....18*

### TOUCHDOWNS

*Several players tied (D. Martin, T.B., 2013) ..... 3*

## PASSING

### PASSING YARDS

Matt Schaub, Hou. (11/18/12).....527  
 Drew Brees, N.O. (11/4/07).....445  
 Peyton Manning, Ind. (9/25/00).....440  
 Carson Palmer, Ari. (11/17/13).....419  
 Drew Brees, N.O. (12/27/15).....412

### PASS ATTEMPTS

Matt Schaub, Hou. (11/16/12).....55  
 Vinny Testaverde, Bal. (11/24/96).....50  
 Rich Gannon, K.C. (11/9/97).....50  
 Shane Matthews, Was. (11/10/02).....50  
 Peyton Manning, Ind. (12/10/06).....50

### PASS COMPLETIONS

Matt Schaub, Hou. (11/18/12).....43  
 Drew Brees, N.O. (11/4/07).....35  
 Jon Kitna, Dal. (10/31/10).....34  
 Joe Flacco, Bal. (11/15/15).....34  
*Two players tied .....33*

### TOUCHDOWN PASSES

Steve McNair, Ten. (12/26/99).....5  
 Tony Banks, Bal. (9/10/00).....5  
 Matt Schaub, Hou. (11/18/12).....5  
*Several players tied (P. Rivers, S.D., 2015) .....4*

### LONGEST PASSING TOUCHDOWNS

### INTERCEPTIONS THROWN

Jon Kitna, Dal. (10/31/10).....4  
*Several players tied (J. Russell, Oak. 2007) .....3*

## RUSHING

### RUSHING YARDS

Chris Johnson, Ten. (11/1/09).....228  
 Arian Foster, Hou. (1/2/10).....180  
 Steven Jackson, Stl. (10/30/05).....179  
 Shawn Alexander, Sea. (10/7/01).....176  
 Chris Brown, Ten. (9/9/07).....175

### RUSHING ATTEMPTS

Terry Allen, Was. (9/28/97).....36  
*Several players tied (A. Foster, Hou., 2011) .....33*

### LONGEST RUSHING TDs

Chris Johnson, Ten. (11/1/09).....89  
 Marcus Mariota, Ten. (12/6/15).....87  
 Joey Galloway, Sea. (11/12/95).....86  
 Chris Johnson, Ten. (11/1/09).....52

### RUSHING TOUCHDOWNS

*Several players tied (K. Moreno, Den., 2013) ..... 3*

## YARDAGE

### SCRIMMAGE YARDS

Andre Johnson, Hou. (11/18/12).....273  
 Josh Gordon, Cle. (12/1/13).....261  
 Chris Johnson, Ten. (11/1/09).....239  
 Terrell Davis, Den. (10/25/98).....212  
 Albert Connell, Was. (10/22/00).....211

### ALL-PURPOSE YARDS

Andre Johnson, Hou. (11/18/12).....273  
 Ridel Anthony, T.B. (11/15/98).....269  
 Josh Gordon, Cle. (12/1/13).....261  
 Eddy Drummond, Det. (11/14/04).....257  
 Andre Davis, Hou. (12/30/07).....254

## RECEIVING

### RECEPTIONS

Reggie Wayne, Ind. (10/3/10).....15  
 Tim Brown, Oak. (12/21/97).....14  
 David Boston, S.D. (10/5/03).....14  
 Andre Johnson, Hou. (11/18/12).....14  
*Several players tied (A. Johnson, Hou. 2013) .....13*

### RECEIVING YARDS

Andre Johnson, Hou. (11/18/12).....273  
 Josh Gordon, Cle. (12/1/13).....261  
 Albert Connell, Was. (10/22/00).....211  
 Terrell Owens, Buf. (11/22/09).....197  
*Several players tied (R. Wayne, Ind., 2010).....196*

### LONGEST RECEPTIONS

Terrell Owens, Buf. (11/22/09).....98  
 Josh Gordon, Cle. (12/1/13).....95  
 Michael Floyd, Ari. (11/17/13).....91  
 Kevin Curtis, Stl. (10/30/05).....83  
 Kenny Britt, Ten. (9/11/11).....80

### RECEIVING TOUCHDOWNS

*Several players tied (R. Moss, N.E., 2009)..... 3*

## KICKING

### FIELD GOALS

Jeff Reed, Pit. (12/1/02).....6  
 Adam Vinatieri, N.E. (9/22/96).....5  
 Matt Stover, Bal. (10/8/00).....5

### LONGEST FIELD GOALS

Jason Elam, Den. (10/25/98).....63  
 Blair Walsh, Min. (9/9/12).....55  
 Ryan Longwell, Min. (11/23/08).....54  
*Several players tied (N. Rackers, Hou., 2011) .....53*

## PUNTING

### PUNTS

Chris Gardocki, Cle. (12/3/00).....12  
*Several players tied (B. Hartmann, Hou., 2011) .....10*

### LONGEST PUNTS

Brian Moorman, Buf. (9/12/04).....80  
 Josh Miller, Pit. (12/2/99).....75  
 Kyle Larson, Cin. (10/9/05).....75  
 Craig Hentrich, Ten. (11/5/06).....73

### INSIDE THE 20 (MIN. 5 PUNTS)

*Several players tied (D. Colquitt, K.C., 2013)..... 5*

### GROSS AVERAGE (MIN. 4 PUNTS)

Craig Hentrich, Ten. (11/4/01).....57.5  
 Mat McBriar, Dal. (9/10/06).....53.2  
 Josh Miller, Pit. (12/2/99).....52.7

### EXTRA POINTS

*Several players tied (P. Dawson, S.F., 2013) ..... 6*

### MOST BLOCKED KICKS (FGs, PATs)

*Several players tied (Z. Smith, Bal., 2015)..... 1*

# OPPONENT RECORDS

## DEFENSE

### SACKS

Ryan Kerrigan, Was. (9/14/14).....	4.0
Connor Barwin, Hou. (11/27/11).....	4.0
John Abraham, Atl. (12/15/11) .....	3.5
Whitney Mercilus, Hou. (1/3/16).....	3.5

### TACKLES

Steven Tulloch, Ten. (12/5/10) .....	17
Keith Brooking, Atl. (12/28/03).....	15
Jonathan Joseph, Cin. (11/2/08) .....	15
Jerod Mayo, N.E. (12/27/09) .....	15

### INTERCEPTIONS

Samari Rolle, Ten. (12/26/99).....	3
<i>Several players tied (M.Williams, NYJ, 2015)</i> .....	2

### LONGEST INTERCEPTION RETURN TDs

Anthony Henry, Cle. (12/16/01) .....	97t
Anthony Parker, Stl. (10/20/96).....	92t
Adam Jones, Ten. (12/17/06) .....	83t
Matt Giordano, Stl. (10/6/12) .....	82t

## RETURNS

### PUNT RETURNS

Jacoby Jones, Hou. (11/27/11).....	7
Dexter McCluster, K.C. (9/8/13).....	7
<i>Several players tied (T. Holliday, Hou., 2012)</i> .....	6

### PUNT RETURN YARDS

Eddie Drummond, Det. (11/14/04) .....	199
Darius Reynaud, Ten. (12/30/12) .....	160
Jacoby Jones, Hou. (11/27/11).....	116
Roscoe Parrish, Buf. (11/26/06).....	104

### LONGEST PUNT RETURNS

Eddie Drummond, Det. (11/14/04) .....	83t
Peter Warrick, Cin. (12/17/00).....	82t
Terrence Wilkins, Ind. (9/24/06) .....	82t
Roscoe Parrish, Buf. (11/26/06).....	82t

### KICKOFF RETURNS

MarTey Jenkins, Ari. (12/10/00).....	8
Nate Jacquet, Min. (12/23/01) .....	8
Justin Miller, NYJ (10/8/06).....	8

### KICKOFF RETURN YARDS

Andre Davis, Hou. (12/30/07).....	234
Glyn Milburn, Chi. (9/6/98).....	197
Adam Jones, Ten. (11/20/05) .....	196

### LONGEST KICKOFF RETURNS

Andre Davis, Hou. (12/30/07).....	104t
Andre Davis, Hou. (12/30/07).....	97t
Aaron Bailey, Ind. (12/10/95) .....	95t
Chad Simpson, Ind. (12/17/09) .....	93t
Glyn Milburn, Chi. (9/6/98).....	88t



# **LEAGUE STATISTICS**

**REGULAR SEASON WEEK 3 vs. BALTIMORE**







**WEEK 2 / THROUGH MONDAY, SEPTEMBER 19, 2016**

<b>OFFENSE</b>	<b>Oak.</b>	<b>Tenn.</b>	<b>S.F.</b>	<b>Sea.</b>	<b>L.A.</b>	<b>T.B.</b>	<b>Pitt.</b>	<b>Phil.</b>
GAMES (Won-Lost)	1-1	1-1	1-1	1-1	1-1	1-1	2-0	2-0
FIRST DOWNS	54	41	44	38	27	41	42	44
Rushing	16	9	14	8	7	10	15	14
Passing	31	27	23	26	16	26	26	26
Penalty	7	5	7	4	4	5	1	4
YDS GAINED (tot)	940	679	622	658	468	677	811	683
Avg per Game	470.0	339.5	311.0	329.0	234.0	338.5	405.5	341.5
RUSHING (net)	322	203	215	179	129	175	271	233
Avg per Game	161.0	101.5	107.5	89.5	64.5	87.5	135.5	116.5
Rushes	51	46	68	56	48	49	66	66
Yards per Rush	6.3	4.4	3.2	3.2	2.7	3.6	4.1	3.5
PASSING (net)	618	476	407	479	339	502	540	450
Avg per Game	309.0	238.0	203.5	239.5	169.5	251.0	270.0	225.0
Passes Att.	83	74	71	78	65	84	74	71
Completed	58	50	39	49	35	50	46	43
Pct Completed	69.9	67.6	54.9	62.8	53.8	59.5	62.2	60.6
Yards Gained	618	509	413	512	369	524	559	468
Sacked	1	5	2	5	5	3	2	4
Yards Lost	0	33	6	33	30	22	19	18
Had intercepted	0	2	2	1	2	5	3	0
Yards Opp Ret	0	77	17	9	5	117	28	0
Opp TDs on Int	0	1	0	0	0	1	0	0
PUNTS	8	8	14	13	16	11	10	11
Avg Yards	51.3	46.6	45.5	43.2	41.8	48.1	48.4	46.6
PUNT RETURNS	3	3	2	3	7	5	5	4
Avg Return	5.3	7.7	5.5	13.3	7.6	8.6	9.0	14.8
Returned for TD	0	0	0	0	0	0	0	0
KICKOFF RETURNS	6	7	4	1	2	2	2	4
Avg Return	15.7	21.7	16.5	20.0	29.5	15.5	20.0	24.8
Returned for TD	0	0	0	0	0	0	0	0
PENALTIES	23	14	8	18	19	11	9	12
Yards Penalized	199	93	60	183	180	87	135	80
FUMBLES BY	2	3	3	4	0	1	2	2
Fumbles Lost	0	2	2	2	0	1	0	0
Opp Fumbles	2	0	3	2	5	0	3	4
Opp Fum Lost	1	0	3	0	2	0	2	2
POSS. TIME (avg)	31:35	30:38	28:07	32:17	28:54	29:17	33:06	37:43
TOUCHDOWNS	8	4	7	1	0	5	8	6
Rushing	4	0	4	0	0	0	2	3
Passing	4	4	3	1	0	5	6	3
Returns	0	0	0	0	0	0	0	0
EXTRA-PT KICKS	5/5	2/2	7/7	0/1	0/0	5/5	8/8	5/6
2-PT CONVERSIONS	2/3	0/2	0/0	0/0	0/0	0/0	0/0	0/0
FIELD GOALS/FGA	2/3	2/3	2/2	3/3	3/3	1/2	2/2	5/6
POINTS SCORED	63	32	55	15	9	38	62	58
<b>DEFENSE</b>	<b>Oak.</b>	<b>Tenn.</b>	<b>S.F.</b>	<b>Sea.</b>	<b>L.A.</b>	<b>T.B.</b>	<b>Pitt.</b>	<b>Phil.</b>
POINTS ALLOWED	69	40	46	19	31	64	32	24
OPP FIRST DOWNS	54	37	36	28	45	39	39	30
Rushing	15	9	12	6	15	6	4	12
Passing	34	23	21	17	20	31	31	16
Penalty	5	5	3	5	10	2	4	2
OPP YARDS GAINED	1035	676	714	497	626	790	796	572
Avg per Game	517.5	338.0	357.0	248.5	313.0	395.0	398.0	286.0
OPP RUSHING (net)	227	202	241	128	217	153	101	184
Avg per Game	113.5	101.0	120.5	64.0	108.5	76.5	50.5	92.0
Rushes	51	51	60	45	66	51	30	39
Yards per Rush	4.5	4.0	4.0	2.8	3.3	3.0	3.4	4.7
OPP PASSING (net)	808	474	473	369	409	637	695	388
Avg per Game	404.0	237.0	236.5	184.5	204.5	318.5	347.5	194.0
Passes Att.	76	73	75	59	70	74	97	55
Completed	54	40	41	34	44	46	61	33
Pct Completed	71.1	54.8	54.7	57.6	62.9	62.2	62.9	60.0
Sacked	2	4	3	8	2	4	1	6
Yards Lost	11	22	10	56	15	16	0	37
INTERCEPTED BY	1	1	3	0	0	0	2	2
Yards Returned	0	3	5	0	0	0	0	33
Returned for TD	0	0	0	0	0	0	0	0
OPP PUNT RETURNS	4	5	7	7	2	3	4	1
Avg return	21.3	8.4	9.4	6.7	5.5	9.7	9.0	65.0
OPP KICKOFF RET	6	3	8	3	1	3	1	5
Avg return	16.2	32.0	23.6	28.0	20.0	28.3	29.0	18.0
OPP TOUCHDOWNS	8	3	5	1	4	7	2	3
Rushing	1	0	0	1	3	1	1	2
Passing	7	1	4	0	1	5	1	0
Returns	0	2	1	0	0	1	0	1

**WEEK 2 / THROUGH MONDAY, SEPTEMBER 19, 2016**

<b>OFFENSE</b>	<b>S.D.</b>	<b>Ind.</b>	<b>NY-J</b>	<b>K.C.</b>	<b>Chi.</b>	<b>Dal.</b>	<b>Atl.</b>	<b>N.O.</b>
GAMES (Won-Lost)	1-1	0-2	1-1	1-1	0-2	1-1	1-1	0-2
FIRST DOWNS	50	44	50	40	30	48	46	43
Rushing	20	10	15	9	9	18	10	8
Passing	22	28	29	29	19	26	34	31
Penalty	8	6	6	2	2	4	2	4
YDS GAINED (tot)	745	703	833	704	542	708	902	795
Avg per Game	372.5	351.5	416.5	352.0	271.0	354.0	451.0	397.5
RUSHING (net)	305	165	275	202	137	203	191	129
Avg per Game	152.5	82.5	137.5	101.0	68.5	101.5	95.5	64.5
Rushes	67	40	66	38	38	60	51	35
Yards per Rush	4.6	4.1	4.2	5.3	3.6	3.4	3.7	3.7
PASSING (net)	440	538	558	502	405	505	711	666
Avg per Game	220.0	269.0	279.0	251.0	202.5	252.5	355.5	333.0
Passes Att.	61	87	69	85	58	75	73	86
Completed	42	52	43	54	37	47	53	57
Pct Completed	68.9	59.8	62.3	63.5	63.8	62.7	72.6	66.3
Yards Gained	463	582	563	549	451	519	730	686
Sacked	4	7	2	7	8	4	4	3
Yards Lost	23	44	5	47	46	14	19	20
Had intercepted	0	1	1	1	2	0	1	0
Yards Opp Ret	0	46	0	0	40	0	0	0
Opp TDs on Int	0	1	0	0	0	0	0	0
PUNTS	9	8	5	11	11	6	8	9
Avg Yards	39.0	52.6	47.2	43.8	40.6	48.2	40.6	53.1
PUNT RETURNS	4	2	2	8	5	3	4	4
Avg Return	7.3	6.5	5.5	12.3	21.0	7.7	24.0	9.5
Returned for TD	0	0	0	0	1	0	0	0
KICKOFF RETURNS	2	4	7	6	10	3	4	7
Avg Return	21.5	18.0	23.4	26.3	19.3	24.3	24.0	15.7
Returned for TD	0	0	0	0	0	0	0	0
PENALTIES	8	13	14	15	11	12	14	14
Yards Penalized	53	139	145	123	90	89	147	129
FUMBLES BY	1	1	3	3	4	2	0	2
Fumbles Lost	1	1	1	3	2	1	0	1
Opp Fumbles	1	0	1	0	1	1	1	4
Opp Fum Lost	1	0	0	0	0	0	0	3
POSS. TIME (avg)	33:02	29:22	37:03	27:23	23:48	34:47	29:49	27:44
TOUCHDOWNS	8	6	6	4	4	4	6	5
Rushing	3	1	3	2	2	4	1	0
Passing	5	5	3	2	1	0	5	5
Returns	0	0	0	0	1	0	0	0
EXTRA-PT KICKS	8/8	5/5	5/6	3/3	4/4	4/4	4/4	5/5
2-PT CONVERSIONS	0/0	1/1	0/0	0/0	0/0	0/0	2/2	0/0
FIELD GOALS/FGA	3/4	4/4	6/7	6/6	0/1	6/6	5/5	4/7
POINTS SCORED	65	55	59	45	28	46	59	47
<b>DEFENSE</b>	<b>S.D.</b>	<b>Ind.</b>	<b>NY-J</b>	<b>K.C.</b>	<b>Chi.</b>	<b>Dal.</b>	<b>Atl.</b>	<b>N.O.</b>
POINTS ALLOWED	47	73	54	46	52	43	59	51
OPP FIRST DOWNS	46	52	34	40	38	42	49	47
Rushing	12	14	11	12	12	10	13	13
Passing	32	33	20	24	24	29	29	29
Penalty	2	5	3	4	2	3	7	5
OPP YARDS GAINED	801	848	774	739	624	748	825	903
Avg per Game	400.5	424.0	387.0	369.5	312.0	374.0	412.5	451.5
OPP RUSHING (net)	152	250	143	252	229	195	245	231
Avg per Game	76.0	125.0	71.5	126.0	114.5	97.5	122.5	115.5
Rushes	30	55	38	66	67	41	53	58
Yards per Rush	5.1	4.5	3.8	3.8	3.4	4.8	4.6	4.0
OPP PASSING (net)	649	598	631	487	395	553	580	672
Avg per Game	324.5	299.0	315.5	243.5	197.5	276.5	290.0	336.0
Passes Att.	98	72	61	69	69	74	77	79
Completed	65	53	42	44	43	47	57	56
Pct Completed	66.3	73.6	68.9	63.8	62.3	63.5	74.0	70.9
Sacked	5	2	7	3	4	4	1	2
Yards Lost	43	8	42	24	26	18	0	15
INTERCEPTED BY	3	1	2	2	1	2	1	0
Yards Returned	29	19	14	47	3	0	9	0
Returned for TD	0	0	0	0	0	0	0	0
OPP PUNT RETURNS	6	3	3	6	3	3	1	3
Avg return	7.3	8.3	9.7	3.3	9.7	15.7	0.0	8.3
OPP KICKOFF RET	3	1	8	4	5	4	4	4
Avg return	22.3	22.0	21.9	20.5	26.0	22.0	14.3	12.8
OPP TOUCHDOWNS	6	8	6	4	5	5	8	5
Rushing	2	3	1	2	2	1	1	3
Passing	4	3	4	2	3	4	7	1
Returns	0	2	1	0	0	0	0	1

**WEEK 2 / THROUGH MONDAY, SEPTEMBER 19, 2016**

<b>OFFENSE</b>	<b>NFL/Avg</b>
GAMES (Won-Lost)	---
FIRST DOWNS	40.8
Rushing	11.0
Passing	25.8
Penalty	4.0
YDS GAINED (tot)	717.4
Avg per Game	358.7
RUSHING (net)	200.3
Avg per Game	100.1
Rushes	51.3
Yards per Rush	3.9
PASSING (net)	517.1
Avg per Game	258.6
Passes Att.	73.2
Completed	46.3
Pct Completed	63.2
Yards Gained	542.8
Sacked	4.3
Yards Lost	25.7
Had intercepted	1.5
Yards Opp Ret	15.6
Opp TDs on Int	0.1
PUNTS	9.1
Avg Yards	45.6
PUNT RETURNS	3.7
Avg Return	9.9
Returned for TD	0.0
KICKOFF RETURNS	4.0
Avg Return	21.4
Returned for TD	0.0
PENALTIES	13.5
Yards Penalized	117.7
FUMBLES BY	2.3
Fumbles Lost	1.1
Opp Fumbles	2.3
Opp Fum Lost	1.1
POSS. TIME (avg)	30:00
TOUCHDOWNS	4.9
Rushing	1.6
Passing	3.1
Returns	0.3
EXTRA POINTS (tot)	94%
Kicks Made/2Pt	70%
FIELD GOALS/FGA	4/4
POINTS SCORED	45.1

<b>DEFENSE</b>	<b>NFL/Avg</b>
POINTS ALLOWED	45.1
OPP FIRST DOWNS	40.8
Rushing	11.0
Passing	25.8
Penalty	4.0
OPP YARDS GAINED	717.4
Avg per Game	358.7
OPP RUSHING (net)	200.3
Avg per Game	100.1
Rushes	51.3
Yards per Rush	3.9
OPP PASSING (net)	517.1
Avg per Game	258.6
Passes Att.	73.2
Completed	46.3
Pct Completed	63.2
Sacked	4.3
Yards Lost	25.7
INTERCEPTED BY	1.5
Yards Returned	15.6
Returned for TD	0.1
OPP PUNT RETURNS	3.7
Avg return	9.9
OPP KICKOFF RET	4.0
Avg return	21.4
OPP TOUCHDOWNS	4.9
Rushing	1.6
Passing	3.1
Returns	0.3

**WEEK 2 / THROUGH MONDAY, SEPTEMBER 19, 2016**

TEAM RANKINGS

**American Football Conference**

**Offense Defense**

	Offense			Defense		
	Total	Rush	Pass	Total	Rush	Pass
Balt.	12	12	9	1	8	*1
Buff.	16	13	16	11T	7	10
Cin.	5	16	1	6	16	5
Cleve.	14	7	15	9	9	9
Denver	8	3	14	3	11	2
Hou.	11	8	12	2	5	3
Ind.	10	11	8	15	13	11
Jax	7	15	2	4	12	4
K.C.	9	10	10	7	14	7
Miami	15	14	7	14	15	8
N.E.	3	6	4	13	4	13
Jets	2	4	5	8	2	12
Oak.	*1	1	3	16	10	16
Pitt.	4	5	6	10	1	15
S.D.	6	2	13	11T	3	14
Tenn.	13	9	11	5	6	6

**National Football Conference**

**Offense Defense**

	Offense			Defense		
	Total	Rush	Pass	Total	Rush	Pass
Ariz.	6	6	5	9	7	9
Atl.	1	7	*1	15	15	13
Car.	2	*1	7	4	9	4
Chi.	15	12T	14	6	12	3
Dallas	8	5	8	11	8	10
Det.	3	2	4	13	11	14
G.B.	14	9	15	8	*1	11
L.A.	16	14T	16	7	10	5
Minn.	13	16	10	3	4	6
N.O.	5	14T	3	16	13	16
Giants	7	10	6	5	3	8
Phil.	9	3	12	2	6	2
S.F.	12	4	13	10	14	7
Sea.	11	8	11	*1	2	1
T.B.	10	11	9	12	5	15
Wash.	4	12T	2	14	16	12

**National Football League**

**Offense Defense**

	Offense			Defense		
	Total	Rush	Pass	Total	Rush	Pass
Ariz.	11	16	8	13	11	15
Atl.	2	17	*1	29	26T	22
Balt.	20	23	16	2	16	*1
Buff.	30	24	30	23T	15	24
Car.	3	*1	15	7	17T	7
Chi.	31	25T	29	9	22	6
Cin.	10	31	2	15T	32	11
Cleve.	24	8	27	20	17T	21
Dallas	15	13T	17	18	13	18
Denver	16	4	26	6	24	2
Det.	6	9	7	26	20	23
G.B.	29	19	31	11	*1	19
Hou.	19	11	23	3	12	3
Ind.	18	22	14	30	29	25
Jax	13	30	5	12	26T	8
K.C.	17	15	18T	17	30	16
L.A.	32	28T	32	10	19	9
Miami	25	27	13	27T	31	17
Minn.	28	32	20	5	6	10
N.E.	5	7	9	25	9	28
N.O.	9	28T	4	31	23	30
Giants	14	20	11	8	4	13T
Jets	4	5	10	19	5	26
Oak.	*1	2	6	32	21	32
Phil.	21	10	24	4	10	5
Pitt.	8	6	12	22	2	31
S.D.	12	3	25	23T	7	29
S.F.	27	12	28	15T	25	12
Sea.	26	18	21	*1	3	4
T.B.	23	21	18T	21	8	27
Tenn.	22	13T	22	14	14	13T
Wash.	7	25T	3	27T	28	20

**T = Tied for position**

**\* = League Leader**

**WEEK 2 / THROUGH MONDAY, SEPTEMBER 19, 2016**

**AFC / TEAM/OFFENSE RANK**

Tm	(A)	(B)	(C)	(D)	(E)	(F)	(G)	(H)	(I)	(J)	(K)	(L)	(M)	(N)	(O)	(P)	(Q)
BAL	12	15	12	15	9	12	9	6	9t	2t	12t	14	1	12	11	11t	1t
BUF	16	10	13	12	16	5	8	4	16	14	7	1	6	14	7	11t	15t
CIN	5	3	16	16	1	3	6	15	12	15	1t	6t	13	11	5	10	6t
CLE	14	2	7	2	15	13	15t	16	15	10	11	11t	14	7	9	16	15t
DEN	8	7	3	4	14	7	15t	5	5	8	1t	2	16	8	6	5t	8t
HOU	11	16	8	13	12	11	14	9	14	9	1t	13	7	4	12	9	5
IND	10	14	11	8	8	15	4	13	6	4t	1t	11t	12	1	2	5t	1t
JAC	7	11	15	14	2	10	12	7	9t	16	8t	8t	4	3	1	13	10t
KC	9	13	10	3	10	16	5	14	9t	13	1t	3	2	13	8	8	1t
MIA	15	5	14	11	7	8	10t	11t	13	12	12t	6t	3	6	10	14	12t
NE	3	6	6	10	4	2	1t	8	4	1	14t	4	8	16	15	7	8t
NYJ	2	4	4	7	5	1	7	3	2t	7	14t	15	5	9	4	4	6t
OAK	1	1	1	1	3	4	1t	1	1	11	10	16	15	2	14	2	12t
PIT	4	8	5	9	6	6	13	2	7	2t	8t	5	11	5	3	3	1t
SD	6	9	2	5	13	9	1t	10	2t	4t	14t	10	10	15	16	1	10t
TEN	13	12	9	6	11	14	10t	11t	8	4t	1t	8t	9	10	13	15	12t

**AFC / OPPONENT/DEFENSE RANK**

Tm	(A)	(B)	(C)	(D)	(E)	(F)	(G)	(H)	(I)	(J)	(K)	(L)	(M)	(N)	(O)	(P)	(Q)	(R)	(S)
BAL	1	4	8	11	1	3	2	4	1t	7	12t	12	2	11	10	2	1	5	2
BUF	11t	10	7	1	10	14	15t	5	12t	12t	3t	1	3	4	3	11	13t	13	16
CIN	6	3	16	9	5	4	1	12t	8	6	3t	5t	16	13	14	8t	8t	10	5
CLE	9	9	9	3	9	10	7t	15	11	11	8t	15	14	14	9	12t	11t	15	13
DEN	3	1	11	12	2	1	6	3	6t	15	12t	3	7	16	15	4t	8t	4	3
HOU	2	2	5	15	3	2	10	1	1t	1	3t	14	12	10	11	1	13t	3	1
IND	15	13	13	13	11	13	11	12t	15	12t	1t	7	10	15	16	16	11t	14	15
JAC	4	6	12	8	4	7	15t	6	9	16	12t	11	1	9	12	14	13t	16	4
KC	7	8	14	5	7	9	5	10	6t	5	12t	2	8	6	1	8t	5t	8	10
MIA	14	7	15	6	8	8	14	7	14	8	10	13	6	1	2	6	5t	12	14
NE	13	14	4	14	13	12	7t	11	10	12t	3t	5t	4	5	5	7	2	6	7
NYJ	8	15	2	4	12	15	3	2	3	4	8t	10	9	8	13	12t	8t	7	6
OAK	16	16	10	10	16	16	13	14	16	9	12t	16	5	12	6	15	3t	9	12
PIT	10	12	1	2	15	11	9	16	5	2	7	9	13	7	8	3	13t	1	8
SD	11t	11	3	16	14	6	4	9	12t	3	11	4	11	3	4	10	3t	2	11
TEN	5	5	6	7	6	5	12	8	4	10	1t	8	15	2	7	4t	5t	11	9

- (A) Total Yards per Game
- (B) Yards per Play
- (C) Rushing Yards per Game
- (D) Rushing Yards per Attempt
- (E) Passing Net Yards per Game
- (F) Passing Net Yards per Play
- (G) Passing, Percent Had Intercepted
- (H) Sacks per Pass Play
- (I) First Downs per Game
- (J) Third Down Efficiency
- (K) Fourth Down Efficiency
- (L) Punt Return Average
- (M) Kickoff Return Average
- (N) Gross Punting Average
- (O) Net Punting Average
- (P) Points per Game
- (Q) Field Goal Percentage
- Combined Offense/Defense Rank
- (R) Points per Game Differential
- (S) Net Yards per Game Differential

**WEEK 2 / THROUGH MONDAY, SEPTEMBER 19, 2016**

**NFC / TEAM/OFFENSE RANK**

Tm	(A)	(B)	(C)	(D)	(E)	(F)	(G)	(H)	(I)	(J)	(K)	(L)	(M)	(N)	(O)	(P)	(Q)
ARI	6	5	6	4	5	5	1t	8	9t	6	14t	12	16	12	14	2	13
ATL	1	1	7	5	1	1	8	6t	4	11t	5t	1	5	14	10	3	1t
CAR	2	6	1	2	7	7	11	6t	3	2	14t	9	8	1	2	1	9
CHI	15	8	12t	8	14	10	15	16	14t	11t	10t	2	9	13	12	14	16
DAL	8	9	5	11	8	9	1t	5	2	1	1t	10	4	5	7t	8	1t
DET	3	4	2	1	4	8	6	12	1	4t	14t	13	10	4	1	6	1t
GB	14	14	9	6	15	15	9	15	12t	3	5t	16	11	10	7t	10	1t
LA	16	16	14t	15	16	16	13	14	16	16	5t	11	2	11	5	16	1t
MIN	13	11	16	16	10	6	1t	11	14t	10	5t	14	1	15	13	9	12
NO	5	3	14t	7	3	3	1t	3	7	14	1t	7	14	3	3	7	14
NYG	7	7	10	14	6	2	10	10	11	4t	10t	6	13	2	9	13	11
PHI	9	12	3	10	12	11	1t	9	5t	15	1t	4	3	7	15	4	10
SF	12	15	4	13	13	14	12	2	5t	7	9	15	12	8	6	5	1t
SEA	11	13	8	12	11	12	7	13	12t	13	4	5	7	9	11	15	1t
TB	10	10	11	9	9	13	16	4	9t	8t	10t	8	15	6	4	12	15
WAS	4	2	12t	3	2	4	14	1	8	8t	10t	3	6	16	16	11	1t

**NFC / OPPONENT/DEFENSE RANK**

Tm	(A)	(B)	(C)	(D)	(E)	(F)	(G)	(H)	(I)	(J)	(K)	(L)	(M)	(N)	(O)	(P)	(Q)	(R)	(S)
ARI	9	6	7	8	9	3	2	8	9t	14	2t	8	9	10	12	3t	3t	2	5
ATL	15	14	15	13	13	13	10	16	16	7	8t	1	2	14	8	14	1t	10	6
CAR	4	7	9	9	4	7	1	6	5	6	8t	13	5	8	11	10	8t	3	1
CHI	6	2	12	7	3	4	8	9	6	10	14t	10t	13	9	2	13	8t	14	12
DAL	11	13	8	15	10	11	5	10t	11	12	2t	15	8	11	1	8	8t	7t	10
DET	13	15	11	16	14	10	11	7	13t	13	14t	2t	3	12	13	11t	3t	7t	7
GB	8	8	1	1	11	12	9	3	3	2	13	14	15	5	15	7	8t	9	11
LA	7	4	10	5	5	6	12t	13	12	8	8t	2t	7	7	7	5	8t	13	16
MIN	3	3	4	4	6	1	6	4	7t	15	2t	6	10	1	4	3t	8t	4	8
NO	16	16	13	10	16	16	12t	14	13t	9	2t	7	1	15	14	11t	6	11t	14
NYG	5	5	3	6	8	2	12t	15	9t	11	1	12	4	16	16	6	7	6	3
PHI	2	10	6	14	2	9	4	2	2	3	2t	16	6	6	3	2	1t	1	4
SF	10	9	14	11	7	8	3	12	4	4t	8t	9	12	2	10	9	8t	5	13
SEA	1	1	2	2	1	5	12t	1	1	1	2t	4	14	4	5	1	5	11t	2
TB	12	11	5	3	15	15	12t	10t	7t	4t	8t	10t	16	3	6	15	8t	15t	15
WAS	14	12	16	12	12	14	7	5	13t	16	14t	5	11	13	9	16	8t	15t	9

- (A) Total Yards per Game
- (B) Yards per Play
- (C) Rushing Yards per Game
- (D) Rushing Yards per Attempt
- (E) Passing Net Yards per Game
- (F) Passing Net Yards per Play
- (G) Passing, Percent Had Intercepted
- (H) Sacks per Pass Play
- (I) First Downs per Game
- (J) Third Down Efficiency
- (K) Fourth Down Efficiency
- (L) Punt Return Average
- (M) Kickoff Return Average
- (N) Gross Punting Average
- (O) Net Punting Average
- (P) Points per Game
- (Q) Field Goal Percentage
- Combined Offense/Defense Rank
- (R) Points per Game Differential
- (S) Net Yards per Game Differential



**WEEK 2 / THROUGH MONDAY, SEPTEMBER 19, 2016****NFL / TEAM/OFFENSE RANK**

Tm	(A)	(B)	(C)	(D)	(E)	(F)	(G)	(H)	(I)	(J)	(K)	(L)	(M)	(N)	(O)	(P)	(Q)
BAL	20	24	23	29	16	20	19	10	19t	4t	21t	28	3	20	19	22t	1t
BUF	30	17	24	22	30	10	18	8	31t	29	10	5	12	23	12	22t	29t
CIN	10	7	31	30	2	5	11	30	23	30	1t	14t	24	18	9	20t	14t
CLE	24	6	8	2	27	22	30t	31	28	16	19t	24t	26t	13	17	29	29t
DEN	16	13	4	7	26	14	30t	9	9	13	1t	7t	32	14	10	9t	18t
HOU	19	27	11	24	23	19	29	19	27	15	1t	27	13	8	20	17t	13
IND	18	21	22	11	14	28	9	27	10t	6t	1t	24t	22	4	3	9t	1t
JAC	13	18	30	26	5	18	25t	15	19t	31	11t	17t	10	6	2	25	20t
KC	17	20	15	4	18t	30	10	28	19t	27	1t	9	4	21	16	16	1t
MIA	25	11	27	16	13	15	20t	24t	26	24	21t	14t	5t	12	18	27	24t
NE	5	12	7	14	9	3	1t	17t	5t	1	27t	10	14	31	30	12t	18t
NYJ	4	9	5	10	10	2	16t	5	2t	10t	27t	29t	11	15	8	6t	14t
OAK	1	2	2	1	6	9	1t	1	1	17	14t	31	29	5	23t	3	24t
PIT	8	14	6	12	12	12	28	3	14t	4t	11t	12	17t	9	7	4	1t
SD	12	16	3	8	25	17	1t	23	2t	6t	27t	23	16	29	31	2	20t
TEN	22	19	13t	9	22	24	20t	24t	16t	6t	1t	17t	15	17	21	28	24t
ARI	11	8	16	13	8	8	1t	14	16t	14	27t	21	31	26	28	5	24t
ATL	2	1	17	15	1	1	14	12t	8	22t	14t	1	8	28	23t	6t	1t
CAR	3	10	1	5	15	13	22	12t	7	3	27t	14t	19	1	4	1	14t
CHI	31	22	25t	19	29	23	27	32	29t	22t	21t	2	20	27	26	30	32
DAL	15	23	13t	23	17	21	1t	11	5t	2	1t	17t	7	10	14t	15	1t
DET	6	5	9	3	7	16	12	21	2t	10t	27t	22	21	7	1	12t	1t
GB	29	30	19	17	31	31	15	29	24t	9	14t	32	23	24	14t	19	1t
LA	32	32	28t	31	32	32	24	26	31t	32	14t	20	2	25	11	32	1t
MIN	28	26	32	32	20	11	1t	20	29t	21	14t	26	1	30	27	17t	23
NO	9	4	28t	18	4	6	1t	6	13	26	1t	11	28	3	5	14	28
NYG	14	15	20	28	11	4	16t	17t	19t	10t	21t	7t	26t	2	22	26	20t
PHI	21	28	10	21	24	25	1t	16	10t	28	1t	4	5t	16	29	8	17
SF	27	31	12	27	28	29	23	4	10t	18	19t	29t	25	19	13	9t	1t
SEA	26	29	18	25	21	26	13	22	24t	25	11t	6	17t	22	25	31	1t
TB	23	25	21	20	18t	27	32	7	16t	19t	21t	13	30	11	6	22t	29t
WAS	7	3	25t	6	3	7	25t	2	14t	19t	21t	3	9	32	32	20t	1t

- (A) Total Yards per Game
- (B) Yards per Play
- (C) Rushing Yards per Game
- (D) Rushing Yards per Attempt
- (E) Passing Net Yards per Game
- (F) Passing Net Yards per Play
- (G) Passing, Percent Had Intercepted
- (H) Sacks per Pass Play
- (I) First Downs per Game
- (J) Third Down Efficiency
- (K) Fourth Down Efficiency
- (L) Punt Return Average
- (M) Kickoff Return Average
- (N) Gross Punting Average
- (O) Net Punting Average
- (P) Points per Game
- (Q) Field Goal Percentage

**WEEK 2 / THROUGH MONDAY, SEPTEMBER 19, 2016**

**NFL / OPPONENT/DEFENSE RANK**

Tm	(A)	(B)	(C)	(D)	(E)	(F)	(G)	(H)	(I)	(J)	(K)	(L)	(M)	(N)	(O)	(P)	(Q)	(R)	(S)
BAL	2	12	16	23	1	8	5t	7t	1t	14	25t	24	5t	18	19	4	1	9	4
BUF	23t	20	15	4	24	29	26t	9t	24t	24t	4t	2	7	4	5	21	20t	25	32
CIN	15t	11	32	21	11	10	3	25t	18	12	4t	10t	32	25	27	16t	12t	22	10
CLE	20	18	17t	10	21	19	13t	29	22t	23	15t	28	30	26	17	25t	16t	28t	27
DEN	6	1	24	24	2	1	10	4	14t	28t	25t	6	13	32	31	10t	12t	7	5
HOU	3	8	12	30	3	2	16	1	1t	2	4t	26	24	16	20	3	20t	6	3
IND	30	29	29	25	25	27	20	25t	31	24t	1t	13t	17t	31	32	32	16t	26	30
JAC	12	15	26t	19	8	16	26t	11	20	30t	25t	22	2	14	21	29t	20t	32	9
KC	17	17	30	13	16	18	9	21	14t	10	25t	3	15	8	1	16t	7t	18	19
MIA	27t	16	31	15	17	17	24	13	30	15t	22t	25	11t	1	2	13t	7t	24	29
NE	25	30	9	27	28	25	13t	23	21	24t	4t	10t	8	5	7	15	2t	10t	13
NYJ	19	31	5	12	26	31	7	3	5	6	15t	19t	16	12	24	25t	12t	12	12
OAK	32	32	21	22	32	32	22	27	32	18t	25t	31	9	19	9	31	5t	21	25
PIT	22	24	2	8	31	22	15	32	11t	3	14	17	29	11	13	8t	20t	3	14
SD	23t	21	7	31	29	14	8	20	24t	5	24	9	19	3	6	19	5t	4t	21
TEN	14	14	14	16	13t	13	21	17	8t	20t	1t	15	31	2	10	10t	7t	23	17
ARI	13	7	11	11	15	5	2	15	14t	28t	4t	16	20	22	25	5t	7t	2	8
ATL	29	26	26t	26	22	24	23	31	29	13	15t	1	3	28	16	27	2t	17	11
CAR	7	9	17t	14	7	11	1	12	8t	11	15t	27	10	20	23	20	20t	4t	1
CHI	9	3	22	9	6	6	18	16	10	18t	25t	19t	25	21	4	24	20t	28t	23
DAL	18	25	13	29	18	21	11	18t	19	22	4t	30	17t	23	3	13t	20t	14t	20
DET	26	27	20	32	23	20	25	14	26t	24t	25t	4t	4	24	26	22t	7t	14t	15
GB	11	10	1	1	19	23	19	6	6	4	22t	29	27	13	29	10t	20t	16	22
LA	10	5	19	6	9	9	26t	24	22t	15t	15t	4t	14	17	15	7	20t	27	31
MIN	5	4	6	5	10	3	12	7t	11t	30t	4t	10t	21	6	11	5t	20t	8	16
NO	31	28	23	17	30	30	26t	28	26t	17	4t	13t	1	29	28	22t	16t	19t	26
NYG	8	6	4	7	13t	4	26t	30	14t	20t	1t	23	5t	30	30	8t	19	13	6
PHI	4	19	10	28	5	15	5t	5	4	7	4t	32	11t	15	8	2	2t	1	7
SF	15t	13	25	18	12	12	4	22	7	8t	15t	18	23	7	22	16t	20t	10t	24
SEA	1	2	3	2	4	7	26t	2	1t	1	4t	7	26	10	12	1	12t	19t	2
TB	21	22	8	3	27	28	26t	18t	11t	8t	15t	19t	28	9	14	28	20t	30t	28
WAS	27t	23	28	20	20	26	17	9t	26t	32	25t	8	22	27	18	29t	20t	30t	18

- (A) Total Yards per Game
- (B) Yards per Play
- (C) Rushing Yards per Game
- (D) Rushing Yards per Attempt
- (E) Passing Net Yards per Game
- (F) Passing Net Yards per Play
- (G) Passing, Percent Had Intercepted
- (H) Sacks per Pass Play
- (I) First Downs per Game
- (J) Third Down Efficiency
- (K) Fourth Down Efficiency
- (L) Punt Return Average
- (M) Kickoff Return Average
- (N) Gross Punting Average
- (O) Net Punting Average
- (P) Points per Game
- (Q) Field Goal Percentage
- Combined Offense/Defense Rank
- (R) Points per Game Differential
- (S) Net Yards per Game Differential

**WEEK 2 / THROUGH MONDAY, SEPTEMBER 19, 2016****AFC / TOTAL OFFENSE**

Rank	Team	Total	Rushing	Passing	Total	Rushing	Passing
1)	Oakland	940	322	618	470.0	161.0	309.0
2)	New York Jets	833	275	558	416.5	137.5	279.0
3)	New England	828	267	561	414.0	133.5	280.5
4)	Pittsburgh	811	271	540	405.5	135.5	270.0
5)	Cincinnati	793	103	690	396.5	51.5	345.0
6)	San Diego	745	305	440	372.5	152.5	220.0
7)	Jacksonville	736	117	619	368.0	58.5	309.5
8)	Denver	707	282	425	353.5	141.0	212.5
9)	Kansas City	704	202	502	352.0	101.0	251.0
10)	Indianapolis	703	165	538	351.5	82.5	269.0
11)	Houston	695	226	469	347.5	113.0	234.5
12)	Baltimore	690	163	527	345.0	81.5	263.5
13)	Tennessee	679	203	476	339.5	101.5	238.0
14)	Cleveland	675	265	410	337.5	132.5	205.0
15)	Miami	673	134	539	336.5	67.0	269.5
16)	Buffalo	553	151	402	276.5	75.5	201.0

**AFC / TOTAL DEFENSE**

Rank	Team	Total	Rushing	Passing	Total	Rushing	Passing
1)	Baltimore	547	210	337	273.5	105.0	168.5
2)	Houston	549	192	357	274.5	96.0	178.5
3)	Denver	586	240	346	293.0	120.0	173.0
4)	Jacksonville	651	245	406	325.5	122.5	203.0
5)	Tennessee	676	202	474	338.0	101.0	237.0
6)	Cincinnati	714	276	438	357.0	138.0	219.0
7)	Kansas City	739	252	487	369.5	126.0	243.5
8)	New York Jets	774	143	631	387.0	71.5	315.5
9)	Cleveland	785	213	572	392.5	106.5	286.0
10)	Pittsburgh	796	101	695	398.0	50.5	347.5
11t)	Buffalo	801	206	595	400.5	103.0	297.5
11t)	San Diego	801	152	649	400.5	76.0	324.5
13)	New England	803	162	641	401.5	81.0	320.5
14)	Miami	817	273	544	408.5	136.5	272.0
15)	Indianapolis	848	250	598	424.0	125.0	299.0
16)	Oakland	1035	227	808	517.5	113.5	404.0

**WEEK 2 / THROUGH MONDAY, SEPTEMBER 19, 2016****NFC / TOTAL OFFENSE**

Rank	Team	Total	Rushing	Passing	Total	Rushing	Passing
1)	Atlanta	902	191	711	451.0	95.5	355.5
2)	Carolina	862	333	529	431.0	166.5	264.5
3)	Detroit	823	253	570	411.5	126.5	285.0
4)	Washington	816	137	679	408.0	68.5	339.5
5)	New Orleans	795	129	666	397.5	64.5	333.0
6)	Arizona	760	193	567	380.0	96.5	283.5
7)	New York Giants	733	177	556	366.5	88.5	278.0
8)	Dallas	708	203	505	354.0	101.5	252.5
9)	Philadelphia	683	233	450	341.5	116.5	225.0
10)	Tampa Bay	677	175	502	338.5	87.5	251.0
11)	Seattle	658	179	479	329.0	89.5	239.5
12)	San Francisco	622	215	407	311.0	107.5	203.5
13)	Minnesota	585	95	490	292.5	47.5	245.0
14)	Green Bay	557	178	379	278.5	89.0	189.5
15)	Chicago	542	137	405	271.0	68.5	202.5
16)	Los Angeles	468	129	339	234.0	64.5	169.5

**NFC / TOTAL DEFENSE**

Rank	Team	Total	Rushing	Passing	Total	Rushing	Passing
1)	Seattle	497	128	369	248.5	64.0	184.5
2)	Philadelphia	572	184	388	286.0	92.0	194.0
3)	Minnesota	579	147	432	289.5	73.5	216.0
4)	Carolina	609	213	396	304.5	106.5	198.0
5)	New York Giants	616	142	474	308.0	71.0	237.0
6)	Chicago	624	229	395	312.0	114.5	197.5
7)	Los Angeles	626	217	409	313.0	108.5	204.5
8)	Green Bay	632	78	554	316.0	39.0	277.0
9)	Arizona	669	191	478	334.5	95.5	239.0
10)	San Francisco	714	241	473	357.0	120.5	236.5
11)	Dallas	748	195	553	374.0	97.5	276.5
12)	Tampa Bay	790	153	637	395.0	76.5	318.5
13)	Detroit	813	221	592	406.5	110.5	296.0
14)	Washington	817	249	568	408.5	124.5	284.0
15)	Atlanta	825	245	580	412.5	122.5	290.0
16)	New Orleans	903	231	672	451.5	115.5	336.0

**WEEK 2 / THROUGH MONDAY, SEPTEMBER 19, 2016****NFL / TOTAL OFFENSE**

Rank	Team	Total	Rushing	Passing	Total	Rushing	Passing
1)	Oakland	940	322	618	470.0	161.0	309.0
2)	Atlanta	902	191	711	451.0	95.5	355.5
3)	Carolina	862	333	529	431.0	166.5	264.5
4)	New York Jets	833	275	558	416.5	137.5	279.0
5)	New England	828	267	561	414.0	133.5	280.5
6)	Detroit	823	253	570	411.5	126.5	285.0
7)	Washington	816	137	679	408.0	68.5	339.5
8)	Pittsburgh	811	271	540	405.5	135.5	270.0
9)	New Orleans	795	129	666	397.5	64.5	333.0
10)	Cincinnati	793	103	690	396.5	51.5	345.0
11)	Arizona	760	193	567	380.0	96.5	283.5
12)	San Diego	745	305	440	372.5	152.5	220.0
13)	Jacksonville	736	117	619	368.0	58.5	309.5
14)	New York Giants	733	177	556	366.5	88.5	278.0
15)	Dallas	708	203	505	354.0	101.5	252.5
16)	Denver	707	282	425	353.5	141.0	212.5
17)	Kansas City	704	202	502	352.0	101.0	251.0
18)	Indianapolis	703	165	538	351.5	82.5	269.0
19)	Houston	695	226	469	347.5	113.0	234.5
20)	Baltimore	690	163	527	345.0	81.5	263.5
21)	Philadelphia	683	233	450	341.5	116.5	225.0
22)	Tennessee	679	203	476	339.5	101.5	238.0
23)	Tampa Bay	677	175	502	338.5	87.5	251.0
24)	Cleveland	675	265	410	337.5	132.5	205.0
25)	Miami	673	134	539	336.5	67.0	269.5
26)	Seattle	658	179	479	329.0	89.5	239.5
27)	San Francisco	622	215	407	311.0	107.5	203.5
28)	Minnesota	585	95	490	292.5	47.5	245.0
29)	Green Bay	557	178	379	278.5	89.0	189.5
30)	Buffalo	553	151	402	276.5	75.5	201.0
31)	Chicago	542	137	405	271.0	68.5	202.5
32)	Los Angeles	468	129	339	234.0	64.5	169.5

**NFL / TOTAL DEFENSE**

Rank	Team	Total	Rushing	Passing	Total	Rushing	Passing
1)	Seattle	497	128	369	248.5	64.0	184.5
2)	Baltimore	547	210	337	273.5	105.0	168.5
3)	Houston	549	192	357	274.5	96.0	178.5
4)	Philadelphia	572	184	388	286.0	92.0	194.0
5)	Minnesota	579	147	432	289.5	73.5	216.0
6)	Denver	586	240	346	293.0	120.0	173.0
7)	Carolina	609	213	396	304.5	106.5	198.0
8)	New York Giants	616	142	474	308.0	71.0	237.0
9)	Chicago	624	229	395	312.0	114.5	197.5
10)	Los Angeles	626	217	409	313.0	108.5	204.5
11)	Green Bay	632	78	554	316.0	39.0	277.0
12)	Jacksonville	651	245	406	325.5	122.5	203.0
13)	Arizona	669	191	478	334.5	95.5	239.0
14)	Tennessee	676	202	474	338.0	101.0	237.0
15t)	Cincinnati	714	276	438	357.0	138.0	219.0
15t)	San Francisco	714	241	473	357.0	120.5	236.5
17)	Kansas City	739	252	487	369.5	126.0	243.5
18)	Dallas	748	195	553	374.0	97.5	276.5
19)	New York Jets	774	143	631	387.0	71.5	315.5
20)	Cleveland	785	213	572	392.5	106.5	286.0
21)	Tampa Bay	790	153	637	395.0	76.5	318.5
22)	Pittsburgh	796	101	695	398.0	50.5	347.5
23t)	Buffalo	801	206	595	400.5	103.0	297.5
23t)	San Diego	801	152	649	400.5	76.0	324.5
25)	New England	803	162	641	401.5	81.0	320.5
26)	Detroit	813	221	592	406.5	110.5	296.0
27t)	Miami	817	273	544	408.5	136.5	272.0
27t)	Washington	817	249	568	408.5	124.5	284.0
29)	Atlanta	825	245	580	412.5	122.5	290.0
30)	Indianapolis	848	250	598	424.0	125.0	299.0
31)	New Orleans	903	231	672	451.5	115.5	336.0
32)	Oakland	1035	227	808	517.5	113.5	404.0

**WEEK 2 / THROUGH MONDAY, SEPTEMBER 19, 2016**

**AFC / TAKE-AWAYS, GIVE-AWAYS**

Rank	Team	TAKE-AWAYS			GIVE-AWAYS			Net Diff
		Int	Fum	Total	Int	Fum	Total	
1)	San Diego	3	1	4	0	1	1	= +3
2)	Oakland	1	1	2	0	0	0	= +2
3t)	Buffalo	0	2	2	1	0	1	= +1
3t)	Houston	1	3	4	3	0	3	= +1
3t)	New England	2	2	4	0	3	3	= +1
3t)	Pittsburgh	2	2	4	3	0	3	= +1
7t)	Cincinnati	3	0	3	1	2	3	= 0
7t)	New York Jets	2	0	2	1	1	2	= 0
9t)	Baltimore	2	0	2	2	1	3	= -1
9t)	Cleveland	2	0	2	3	0	3	= -1
9t)	Denver	2	1	3	3	1	4	= -1
9t)	Indianapolis	1	0	1	1	1	2	= -1
9t)	Miami	1	2	3	2	2	4	= -1
14)	Kansas City	2	0	2	1	3	4	= -2
15t)	Jacksonville	0	1	1	3	1	4	= -3
15t)	Tennessee	1	0	1	2	2	4	= -3
	<b>Totals</b>	<b>25</b>	<b>15</b>	<b>40</b>	<b>26</b>	<b>18</b>	<b>44</b>	<b>= -4</b>

**NFC / TAKE-AWAYS, GIVE-AWAYS**

Rank	Team	TAKE-AWAYS			GIVE-AWAYS			Net Diff
		Int	Fum	Total	Int	Fum	Total	
1)	Arizona	4	3	7	0	0	0	= +7
2)	Minnesota	2	4	6	0	1	1	= +5
3)	Philadelphia	2	2	4	0	0	0	= +4
4t)	New Orleans	0	3	3	0	1	1	= +2
4t)	San Francisco	3	3	6	2	2	4	= +2
6t)	Carolina	4	2	6	2	3	5	= +1
6t)	Dallas	2	0	2	0	1	1	= +1
8t)	Atlanta	1	0	1	1	0	1	= 0
8t)	Detroit	1	0	1	1	0	1	= 0
8t)	Los Angeles	0	2	2	2	0	2	= 0
11t)	Green Bay	1	1	2	1	2	3	= -1
11t)	Washington	1	1	2	3	0	3	= -1
13t)	Chicago	1	0	1	2	2	4	= -3
13t)	Seattle	0	0	0	1	2	3	= -3
15)	New York Giants	0	0	0	1	3	4	= -4
16)	Tampa Bay	0	0	0	5	1	6	= -6
	<b>Totals</b>	<b>22</b>	<b>21</b>	<b>43</b>	<b>21</b>	<b>18</b>	<b>39</b>	<b>= +4</b>

**NFL / TAKE-AWAYS, GIVE-AWAYS**

Rank	Team	TAKE-AWAYS			GIVE-AWAYS			Net Diff
		Int	Fum	Total	Int	Fum	Total	
1)	Arizona	4	3	7	0	0	0	= +7
2)	Minnesota	2	4	6	0	1	1	= +5
3)	Philadelphia	2	2	4	0	0	0	= +4
4)	San Diego	3	1	4	0	1	1	= +3
5t)	Oakland	1	1	2	0	0	0	= +2
5t)	New Orleans	0	3	3	0	1	1	= +2
5t)	San Francisco	3	3	6	2	2	4	= +2
8t)	Buffalo	0	2	2	1	0	1	= +1
8t)	Houston	1	3	4	3	0	3	= +1
8t)	New England	2	2	4	0	3	3	= +1
8t)	Pittsburgh	2	2	4	3	0	3	= +1
8t)	Carolina	4	2	6	2	3	5	= +1
8t)	Dallas	2	0	2	0	1	1	= +1
14t)	Cincinnati	3	0	3	1	2	3	= 0
14t)	New York Jets	2	0	2	1	1	2	= 0
14t)	Atlanta	1	0	1	1	0	1	= 0
14t)	Detroit	1	0	1	1	0	1	= 0
14t)	Los Angeles	0	2	2	2	0	2	= 0
19t)	Baltimore	2	0	2	2	1	3	= -1
19t)	Cleveland	2	0	2	3	0	3	= -1
19t)	Denver	2	1	3	3	1	4	= -1
19t)	Indianapolis	1	0	1	1	1	2	= -1
19t)	Miami	1	2	3	2	2	4	= -1
19t)	Green Bay	1	1	2	1	2	3	= -1
19t)	Washington	1	1	2	3	0	3	= -1
26)	Kansas City	2	0	2	1	3	4	= -2
27t)	Jacksonville	0	1	1	3	1	4	= -3
27t)	Tennessee	1	0	1	2	2	4	= -3
27t)	Chicago	1	0	1	2	2	4	= -3
27t)	Seattle	0	0	0	1	2	3	= -3
31)	New York Giants	0	0	0	1	3	4	= -4
32)	Tampa Bay	0	0	0	5	1	6	= -6
	<b>Totals</b>	<b>47</b>	<b>36</b>	<b>83</b>	<b>47</b>	<b>36</b>	<b>83</b>	<b>= 0</b>



**WEEK 2 / THROUGH MONDAY, SEPTEMBER 19, 2016****AFC / TEAM/OFFENSE INSIDE THE 20**

Rank	Team	Poss	Pts	TD	TD%	FG	Score	Score%
1t)	Buffalo	2	14	2	100.0	0	2	100.0
1t)	Indianapolis	6	43	6	100.0	0	6	100.0
1t)	Pittsburgh	5	35	5	100.0	0	5	100.0
4)	Oakland	7	45	6	85.7	1	7	100.0
5)	Tennessee	4	22	3	75.0	1	4	100.0
6t)	Baltimore	3	17	2	66.7	1	3	100.0
6t)	New England	6	34	4	66.7	2	6	100.0
8)	San Diego	10	51	6	60.0	3	9	90.0
9)	Kansas City	7	36	4	57.1	3	7	100.0
10t)	Cleveland	4	16	2	50.0	1	3	75.0
10t)	Jacksonville	6	24	3	50.0	1	4	66.7
10t)	Miami	6	24	3	50.0	1	4	66.7
10t)	New York Jets	12	56	6	50.0	5	11	91.7
14)	Denver	6	23	2	33.3	3	5	83.3
15)	Cincinnati	6	22	1	16.7	5	6	100.0
16)	Houston	7	22	1	14.3	5	6	85.7

**AFC / OPPONENTS/DEFENSE INSIDE THE 20**

Rank	Team	Poss	Pts	TD	TD%	FG	Score	Score%
1)	Pittsburgh	7	22	1	14.3	5	6	85.7
2)	Tennessee	6	19	1	16.7	4	5	83.3
3)	Kansas City	9	36	3	33.3	5	8	88.9
4t)	Buffalo	8	40	4	50.0	4	8	100.0
4t)	Houston	4	20	2	50.0	2	4	100.0
4t)	New York Jets	4	20	2	50.0	2	4	100.0
7)	Oakland	11	55	6	54.5	4	10	90.9
8)	Jacksonville	9	44	5	55.6	3	8	88.9
9)	Cincinnati	7	33	4	57.1	2	6	85.7
10)	Indianapolis	8	43	5	62.5	3	8	100.0
11t)	Baltimore	3	13	2	66.7	0	2	66.7
11t)	Cleveland	6	34	4	66.7	2	6	100.0
11t)	Miami	6	33	4	66.7	2	6	100.0
14)	San Diego	8	44	6	75.0	1	7	87.5
15)	Denver	5	31	4	80.0	1	5	100.0
16)	New England	6	38	5	83.3	1	6	100.0

**WEEK 2 / THROUGH MONDAY, SEPTEMBER 19, 2016****NFC / TEAM/OFFENSE INSIDE THE 20**

<b>Rank</b>	<b>Team</b>	<b>Poss</b>	<b>Pts</b>	<b>TD</b>	<b>TD%</b>	<b>FG</b>	<b>Score</b>	<b>Score%</b>
1)	Arizona	8	48	6	75.0	2	8	100.0
2t)	Detroit	7	40	5	71.4	2	7	100.0
2t)	San Francisco	7	41	5	71.4	2	7	100.0
4t)	New Orleans	6	34	4	66.7	2	6	100.0
4t)	Tampa Bay	3	17	2	66.7	1	3	100.0
6)	Carolina	8	43	5	62.5	3	8	100.0
7)	Chicago	5	21	3	60.0	0	3	60.0
8)	Green Bay	7	34	4	57.1	2	6	85.7
9t)	Dallas	8	40	4	50.0	4	8	100.0
9t)	New York Giants	6	26	3	50.0	2	5	83.3
9t)	Philadelphia	10	46	5	50.0	4	9	90.0
12)	Atlanta	10	44	4	40.0	5	9	90.0
13)	Seattle	3	12	1	33.3	2	3	100.0
14)	Washington	10	36	3	30.0	5	8	80.0
15)	Minnesota	4	13	1	25.0	2	3	75.0
16)	Los Angeles	1	3	0	0.0	1	1	100.0

**NFC / OPPONENTS/DEFENSE INSIDE THE 20**

<b>Rank</b>	<b>Team</b>	<b>Poss</b>	<b>Pts</b>	<b>TD</b>	<b>TD%</b>	<b>FG</b>	<b>Score</b>	<b>Score%</b>
1)	Seattle	4	10	1	25.0	1	2	50.0
2t)	Carolina	5	20	2	40.0	2	4	80.0
2t)	Philadelphia	5	17	2	40.0	1	3	60.0
4)	New Orleans	7	30	3	42.9	3	6	85.7
5t)	Chicago	9	39	4	44.4	4	8	88.9
5t)	Tampa Bay	9	43	4	44.4	5	9	100.0
7t)	Green Bay	4	17	2	50.0	1	3	75.0
7t)	New York Giants	4	20	2	50.0	2	4	100.0
9)	Dallas	9	43	5	55.6	3	8	88.9
10)	San Francisco	5	26	3	60.0	2	5	100.0
11t)	Arizona	3	17	2	66.7	1	3	100.0
11t)	Minnesota	6	30	4	66.7	1	5	83.3
13)	Washington	8	48	6	75.0	2	8	100.0
14t)	Atlanta	5	31	4	80.0	1	5	100.0
14t)	Los Angeles	5	31	4	80.0	1	5	100.0
16)	Detroit	5	35	5	100.0	0	5	100.0

**WEEK 2 / THROUGH MONDAY, SEPTEMBER 19, 2016****NFL / TEAM/OFFENSE INSIDE THE 20**

Rank	Team	Poss	Pts	TD	TD%	FG	Score	Score%
1t)	Buffalo	2	14	2	100.0	0	2	100.0
1t)	Indianapolis	6	43	6	100.0	0	6	100.0
1t)	Pittsburgh	5	35	5	100.0	0	5	100.0
4)	Oakland	7	45	6	85.7	1	7	100.0
5t)	Arizona	8	48	6	75.0	2	8	100.0
5t)	Tennessee	4	22	3	75.0	1	4	100.0
7t)	Detroit	7	40	5	71.4	2	7	100.0
7t)	San Francisco	7	41	5	71.4	2	7	100.0
9t)	Baltimore	3	17	2	66.7	1	3	100.0
9t)	New England	6	34	4	66.7	2	6	100.0
9t)	New Orleans	6	34	4	66.7	2	6	100.0
9t)	Tampa Bay	3	17	2	66.7	1	3	100.0
13)	Carolina	8	43	5	62.5	3	8	100.0
14t)	Chicago	5	21	3	60.0	0	3	60.0
14t)	San Diego	10	51	6	60.0	3	9	90.0
16t)	Green Bay	7	34	4	57.1	2	6	85.7
16t)	Kansas City	7	36	4	57.1	3	7	100.0
18t)	Cleveland	4	16	2	50.0	1	3	75.0
18t)	Dallas	8	40	4	50.0	4	8	100.0
18t)	Jacksonville	6	24	3	50.0	1	4	66.7
18t)	Miami	6	24	3	50.0	1	4	66.7
18t)	New York Giants	6	26	3	50.0	2	5	83.3
18t)	New York Jets	12	56	6	50.0	5	11	91.7
18t)	Philadelphia	10	46	5	50.0	4	9	90.0
25)	Atlanta	10	44	4	40.0	5	9	90.0
26t)	Denver	6	23	2	33.3	3	5	83.3
26t)	Seattle	3	12	1	33.3	2	3	100.0
28)	Washington	10	36	3	30.0	5	8	80.0
29)	Minnesota	4	13	1	25.0	2	3	75.0
30)	Cincinnati	6	22	1	16.7	5	6	100.0
31)	Houston	7	22	1	14.3	5	6	85.7
32)	Los Angeles	1	3	0	0.0	1	1	100.0

**NFL / OPPONENTS/DEFENSE INSIDE THE 20**

Rank	Team	Poss	Pts	TD	TD%	FG	Score	Score%
1)	Pittsburgh	7	22	1	14.3	5	6	85.7
2)	Tennessee	6	19	1	16.7	4	5	83.3
3)	Seattle	4	10	1	25.0	1	2	50.0
4)	Kansas City	9	36	3	33.3	5	8	88.9
5t)	Carolina	5	20	2	40.0	2	4	80.0
5t)	Philadelphia	5	17	2	40.0	1	3	60.0
7)	New Orleans	7	30	3	42.9	3	6	85.7
8t)	Chicago	9	39	4	44.4	4	8	88.9
8t)	Tampa Bay	9	43	4	44.4	5	9	100.0
10t)	Buffalo	8	40	4	50.0	4	8	100.0
10t)	Green Bay	4	17	2	50.0	1	3	75.0
10t)	Houston	4	20	2	50.0	2	4	100.0
10t)	New York Giants	4	20	2	50.0	2	4	100.0
10t)	New York Jets	4	20	2	50.0	2	4	100.0
15)	Oakland	11	55	6	54.5	4	10	90.9
16t)	Dallas	9	43	5	55.6	3	8	88.9
16t)	Jacksonville	9	44	5	55.6	3	8	88.9
18)	Cincinnati	7	33	4	57.1	2	6	85.7
19)	San Francisco	5	26	3	60.0	2	5	100.0
20)	Indianapolis	8	43	5	62.5	3	8	100.0
21t)	Arizona	3	17	2	66.7	1	3	100.0
21t)	Baltimore	3	13	2	66.7	0	2	66.7
21t)	Cleveland	6	34	4	66.7	2	6	100.0
21t)	Miami	6	33	4	66.7	2	6	100.0
21t)	Minnesota	6	30	4	66.7	1	5	83.3
26t)	San Diego	8	44	6	75.0	1	7	87.5
26t)	Washington	8	48	6	75.0	2	8	100.0
28t)	Atlanta	5	31	4	80.0	1	5	100.0
28t)	Denver	5	31	4	80.0	1	5	100.0
28t)	Los Angeles	5	31	4	80.0	1	5	100.0
31)	New England	6	38	5	83.3	1	6	100.0
32)	Detroit	5	35	5	100.0	0	5	100.0

**WEEK 2 / THROUGH MONDAY, SEPTEMBER 19, 2016**

**AFC / OFFENSE/TEAMS: FIRST DOWNS, THIRD DOWNS, FOURTH DOWNS**

Rank	Team	FIRST DOWNS				THIRD DOWNS			FOURTH DOWNS		
		Total	Rush	Pass	Pen	Made	Att	Pct	Made	Att	Pct
1)	Oakland	54	16	31	7	9	23	39.1	1	2	50.0
2t)	New York Jets	50	15	29	6	12	25	48.0	0	0	---
2t)	San Diego	50	20	22	8	14	28	50.0	0	0	---
4)	New England	48	18	26	4	17	30	56.7	0	0	---
5)	Denver	45	16	24	5	10	21	47.6	1	1	100.0
6)	Indianapolis	44	10	28	6	15	30	50.0	1	1	100.0
7)	Pittsburgh	42	15	26	1	16	31	51.6	2	3	66.7
8)	Tennessee	41	9	27	5	13	26	50.0	1	1	100.0
9t)	Baltimore	40	7	28	5	16	31	51.6	0	2	0.0
9t)	Jacksonville	40	10	27	3	6	26	23.1	4	6	66.7
9t)	Kansas City	40	9	29	2	8	28	28.6	2	2	100.0
12)	Cincinnati	39	6	28	5	7	27	25.9	1	1	100.0
13)	Miami	34	5	26	3	8	24	33.3	0	2	0.0
14)	Houston	32	7	24	1	16	35	45.7	1	1	100.0
15)	Cleveland	31	8	22	1	10	25	40.0	1	3	33.3
16)	Buffalo	27	11	14	2	6	23	26.1	3	4	75.0
	<b>Totals</b>	<b>657</b>	<b>182</b>	<b>411</b>	<b>64</b>	<b>183</b>	<b>433</b>	<b>42.3</b>	<b>18</b>	<b>29</b>	<b>62.1</b>

**AFC / DEFENSE/OPPONENTS: FIRST DOWNS, THIRD DOWNS, FOURTH DOWNS**

Rank	Team	FIRST DOWNS				THIRD DOWNS			FOURTH DOWNS		
		Total	Rush	Pass	Pen	Made	Att	Pct	Made	Att	Pct
1t)	Baltimore	28	7	20	1	11	28	39.3	3	3	100.0
1t)	Houston	28	6	20	2	7	27	25.9	0	2	0.0
3)	New York Jets	34	11	20	3	6	21	28.6	1	2	50.0
4)	Tennessee	37	9	23	5	13	30	43.3	0	0	---
5)	Pittsburgh	39	4	31	4	7	26	26.9	1	3	33.3
6t)	Denver	40	12	23	5	15	29	51.7	1	1	100.0
6t)	Kansas City	40	12	24	4	11	30	36.7	1	1	100.0
8)	Cincinnati	41	14	23	4	11	29	37.9	0	1	0.0
9)	Jacksonville	43	16	20	7	14	27	51.9	1	1	100.0
10)	New England	44	8	33	3	11	22	50.0	0	1	0.0
11)	Cleveland	45	10	31	4	15	31	48.4	1	2	50.0
12t)	Buffalo	46	11	29	6	14	28	50.0	0	1	0.0
12t)	San Diego	46	12	32	2	7	25	28.0	3	4	75.0
14)	Miami	50	15	31	4	12	30	40.0	2	3	66.7
15)	Indianapolis	52	14	33	5	10	20	50.0	0	0	---
16)	Oakland	54	15	34	5	9	21	42.9	1	1	100.0
	<b>Totals</b>	<b>667</b>	<b>176</b>	<b>427</b>	<b>64</b>	<b>173</b>	<b>424</b>	<b>40.8</b>	<b>15</b>	<b>26</b>	<b>57.7</b>

**WEEK 2 / THROUGH MONDAY, SEPTEMBER 19, 2016**

**NFC / OFFENSE/TEAMS: FIRST DOWNS, THIRD DOWNS, FOURTH DOWNS**

Rank	Team	FIRST DOWNS				THIRD DOWNS			FOURTH DOWNS		
		Total	Rush	Pass	Pen	Made	Att	Pct	Made	Att	Pct
1)	Detroit	50	13	31	6	12	25	48.0	0	0	---
2)	Dallas	48	18	26	4	16	29	55.2	1	1	100.0
3)	Carolina	47	16	27	4	16	30	53.3	0	0	---
4)	Atlanta	46	10	34	2	8	23	34.8	1	2	50.0
5t)	Philadelphia	44	14	26	4	8	30	26.7	4	4	100.0
5t)	San Francisco	44	14	23	7	12	31	38.7	1	3	33.3
7)	New Orleans	43	8	31	4	7	24	29.2	1	1	100.0
8)	Washington	42	7	32	3	8	22	36.4	0	3	0.0
9t)	Arizona	41	10	29	2	12	26	46.2	0	0	---
9t)	Tampa Bay	41	10	26	5	8	22	36.4	0	1	0.0
11)	New York Giants	40	11	26	3	12	25	48.0	0	1	0.0
12t)	Green Bay	38	11	20	7	13	27	48.1	1	2	50.0
12t)	Seattle	38	8	26	4	9	29	31.0	2	3	66.7
14t)	Chicago	30	9	19	2	8	23	34.8	0	3	0.0
14t)	Minnesota	30	5	23	2	10	28	35.7	1	2	50.0
16)	Los Angeles	27	7	16	4	6	27	22.2	1	2	50.0
	<b>Totals</b>	<b>649</b>	<b>171</b>	<b>415</b>	<b>63</b>	<b>165</b>	<b>421</b>	<b>39.2</b>	<b>13</b>	<b>28</b>	<b>46.4</b>

**NFC / DEFENSE/OPPONENTS: FIRST DOWNS, THIRD DOWNS, FOURTH DOWNS**

Rank	Team	FIRST DOWNS				THIRD DOWNS			FOURTH DOWNS		
		Total	Rush	Pass	Pen	Made	Att	Pct	Made	Att	Pct
1)	Seattle	28	6	17	5	6	26	23.1	0	1	0.0
2)	Philadelphia	30	12	16	2	6	20	30.0	0	3	0.0
3)	Green Bay	35	6	25	4	8	29	27.6	4	6	66.7
4)	San Francisco	36	12	21	3	10	30	33.3	1	2	50.0
5)	Carolina	37	12	24	1	9	24	37.5	1	2	50.0
6)	Chicago	38	12	24	2	15	35	42.9	3	3	100.0
7t)	Minnesota	39	7	26	6	14	27	51.9	0	1	0.0
7t)	Tampa Bay	39	6	31	2	9	27	33.3	1	2	50.0
9t)	Arizona	40	12	25	3	15	29	51.7	0	1	0.0
9t)	New York Giants	40	11	28	1	13	30	43.3	0	0	---
11)	Dallas	42	10	29	3	10	22	45.5	0	1	0.0
12)	Los Angeles	45	15	20	10	12	30	40.0	1	2	50.0
13t)	Detroit	47	13	28	6	14	28	50.0	1	1	100.0
13t)	New Orleans	47	13	29	5	11	26	42.3	0	1	0.0
13t)	Washington	47	17	27	3	15	26	57.7	3	3	100.0
16)	Atlanta	49	13	29	7	8	21	38.1	1	2	50.0
	<b>Totals</b>	<b>639</b>	<b>177</b>	<b>399</b>	<b>63</b>	<b>175</b>	<b>430</b>	<b>40.7</b>	<b>16</b>	<b>31</b>	<b>51.6</b>

**WEEK 2 / THROUGH MONDAY, SEPTEMBER 19, 2016**

**NFL / OFFENSE/TEAMS: FIRST DOWNS, THIRD DOWNS, FOURTH DOWNS**

Rank	Team	FIRST DOWNS				THIRD DOWNS			FOURTH DOWNS		
		Total	Rush	Pass	Pen	Made	Att	Pct	Made	Att	Pct
1)	Oakland	54	16	31	7	9	23	39.1	1	2	50.0
2t)	New York Jets	50	15	29	6	12	25	48.0	0	0	---
2t)	San Diego	50	20	22	8	14	28	50.0	0	0	---
2t)	Detroit	50	13	31	6	12	25	48.0	0	0	---
5t)	New England	48	18	26	4	17	30	56.7	0	0	---
5t)	Dallas	48	18	26	4	16	29	55.2	1	1	100.0
7)	Carolina	47	16	27	4	16	30	53.3	0	0	---
8)	Atlanta	46	10	34	2	8	23	34.8	1	2	50.0
9)	Denver	45	16	24	5	10	21	47.6	1	1	100.0
10t)	Indianapolis	44	10	28	6	15	30	50.0	1	1	100.0
10t)	Philadelphia	44	14	26	4	8	30	26.7	4	4	100.0
10t)	San Francisco	44	14	23	7	12	31	38.7	1	3	33.3
13)	New Orleans	43	8	31	4	7	24	29.2	1	1	100.0
14t)	Pittsburgh	42	15	26	1	16	31	51.6	2	3	66.7
14t)	Washington	42	7	32	3	8	22	36.4	0	3	0.0
16t)	Tennessee	41	9	27	5	13	26	50.0	1	1	100.0
16t)	Arizona	41	10	29	2	12	26	46.2	0	0	---
16t)	Tampa Bay	41	10	26	5	8	22	36.4	0	1	0.0
19t)	Baltimore	40	7	28	5	16	31	51.6	0	2	0.0
19t)	Jacksonville	40	10	27	3	6	26	23.1	4	6	66.7
19t)	Kansas City	40	9	29	2	8	28	28.6	2	2	100.0
19t)	New York Giants	40	11	26	3	12	25	48.0	0	1	0.0
23)	Cincinnati	39	6	28	5	7	27	25.9	1	1	100.0
24t)	Green Bay	38	11	20	7	13	27	48.1	1	2	50.0
24t)	Seattle	38	8	26	4	9	29	31.0	2	3	66.7
26)	Miami	34	5	26	3	8	24	33.3	0	2	0.0
27)	Houston	32	7	24	1	16	35	45.7	1	1	100.0
28)	Cleveland	31	8	22	1	10	25	40.0	1	3	33.3
29t)	Chicago	30	9	19	2	8	23	34.8	0	3	0.0
29t)	Minnesota	30	5	23	2	10	28	35.7	1	2	50.0
31t)	Buffalo	27	11	14	2	6	23	26.1	3	4	75.0
31t)	Los Angeles	27	7	16	4	6	27	22.2	1	2	50.0
	<b>Totals</b>	<b>1306</b>	<b>353</b>	<b>826</b>	<b>127</b>	<b>348</b>	<b>854</b>	<b>40.7</b>	<b>31</b>	<b>57</b>	<b>54.4</b>

**NFL / DEFENSE/OPPONENTS: FIRST DOWNS, THIRD DOWNS, FOURTH DOWNS**

Rank	Team	FIRST DOWNS				THIRD DOWNS			FOURTH DOWNS		
		Total	Rush	Pass	Pen	Made	Att	Pct	Made	Att	Pct
1t)	Baltimore	28	7	20	1	11	28	39.3	3	3	100.0
1t)	Houston	28	6	20	2	7	27	25.9	0	2	0.0
1t)	Seattle	28	6	17	5	6	26	23.1	0	1	0.0
4)	Philadelphia	30	12	16	2	6	20	30.0	0	3	0.0
5)	New York Jets	34	11	20	3	6	21	28.6	1	2	50.0
6)	Green Bay	35	6	25	4	8	29	27.6	4	6	66.7
7)	San Francisco	36	12	21	3	10	30	33.3	1	2	50.0
8t)	Tennessee	37	9	23	5	13	30	43.3	0	0	---
8t)	Carolina	37	12	24	1	9	24	37.5	1	2	50.0
10)	Chicago	38	12	24	2	15	35	42.9	3	3	100.0
11t)	Pittsburgh	39	4	31	4	7	26	26.9	1	3	33.3
11t)	Minnesota	39	7	26	6	14	27	51.9	0	1	0.0
11t)	Tampa Bay	39	6	31	2	9	27	33.3	1	2	50.0
14t)	Denver	40	12	23	5	15	29	51.7	1	1	100.0
14t)	Kansas City	40	12	24	4	11	30	36.7	1	1	100.0
14t)	Arizona	40	12	25	3	15	29	51.7	0	1	0.0
14t)	New York Giants	40	11	28	1	13	30	43.3	0	0	---
18)	Cincinnati	41	14	23	4	11	29	37.9	0	1	0.0
19)	Dallas	42	10	29	3	10	22	45.5	0	1	0.0
20)	Jacksonville	43	16	20	7	14	27	51.9	1	1	100.0
21)	New England	44	8	33	3	11	22	50.0	0	1	0.0
22t)	Cleveland	45	10	31	4	15	31	48.4	1	2	50.0
22t)	Los Angeles	45	15	20	10	12	30	40.0	1	2	50.0
24t)	Buffalo	46	11	29	6	14	28	50.0	0	1	0.0
24t)	San Diego	46	12	32	2	7	25	28.0	3	4	75.0
26t)	Detroit	47	13	28	6	14	28	50.0	1	1	100.0
26t)	New Orleans	47	13	29	5	11	26	42.3	0	1	0.0
26t)	Washington	47	17	27	3	15	26	57.7	3	3	100.0
29)	Atlanta	49	13	29	7	8	21	38.1	1	2	50.0
30)	Miami	50	15	31	4	12	30	40.0	2	3	66.7
31)	Indianapolis	52	14	33	5	10	20	50.0	0	0	---
32)	Oakland	54	15	34	5	9	21	42.9	1	1	100.0
	<b>Totals</b>	<b>1306</b>	<b>353</b>	<b>826</b>	<b>127</b>	<b>348</b>	<b>854</b>	<b>40.7</b>	<b>31</b>	<b>57</b>	<b>54.4</b>



**WEEK 2 / THROUGH MONDAY, SEPTEMBER 19, 2016****AFC / FIRST-DOWN PLAYS BY TEAMS**

<b>Rank</b>	<b>Team</b>	<b>Yds/Play</b>	<b>Plays</b>	<b>Yards</b>
1)	Cleveland	7.74	50	387
2)	Oakland	7.13	64	456
3)	Kansas City	6.64	59	392
4)	Cincinnati	6.27	60	376
5)	Denver	6.19	59	365
6)	Jacksonville	6.12	57	349
7)	Miami	6.12	52	318
8)	Tennessee	6.07	58	352
9)	New York Jets	5.75	64	368
10)	Buffalo	5.48	40	219
11)	San Diego	5.39	62	334
12)	New England	5.37	63	338
13)	Indianapolis	4.60	58	267
14)	Pittsburgh	4.36	59	257
15)	Houston	3.80	56	213
16)	Baltimore	3.52	56	197
	<b>TOTAL</b>	<b>5.66</b>	<b>917</b>	<b>5188</b>

**AFC / FIRST-DOWN PLAYS BY OPPONENTS**

<b>Rank</b>	<b>Team</b>	<b>Yds/Play</b>	<b>Plays</b>	<b>Yards</b>
1)	Denver	3.26	57	186
2)	Tennessee	3.64	56	204
3)	Jacksonville	4.31	54	233
4)	Cincinnati	4.58	60	275
5)	Kansas City	5.05	60	303
6)	Buffalo	5.12	60	307
7)	Cleveland	5.21	62	323
8)	Baltimore	5.63	43	242
9)	Miami	5.64	69	389
10)	Indianapolis	5.78	63	364
11)	New York Jets	6.14	49	301
12)	New England	6.65	57	379
13)	Houston	7.00	49	343
14)	Pittsburgh	7.07	60	424
15)	San Diego	7.32	62	454
16)	Oakland	8.32	65	541
	<b>TOTAL</b>	<b>5.69</b>	<b>926</b>	<b>5268</b>

**WEEK 2 / THROUGH MONDAY, SEPTEMBER 19, 2016**

**NFC / FIRST-DOWN PLAYS BY TEAMS**

<b>Rank</b>	<b>Team</b>	<b>Yds/Play</b>	<b>Plays</b>	<b>Yards</b>
1)	Chicago	8.23	48	395
2)	New Orleans	7.52	58	436
3)	Washington	7.51	57	428
4)	Atlanta	7.24	62	449
5)	Carolina	6.75	65	439
6)	Arizona	6.29	55	346
7)	Philadelphia	5.75	61	351
8)	Seattle	5.37	60	322
9)	Detroit	5.22	64	334
10)	New York Giants	5.21	58	302
11)	Dallas	4.80	61	293
12)	Tampa Bay	4.73	62	293
13)	Los Angeles	4.27	51	218
14)	San Francisco	4.11	62	255
15)	Minnesota	3.63	48	174
16)	Green Bay	2.79	53	148
	<b>TOTAL</b>	<b>5.60</b>	<b>925</b>	<b>5183</b>

**NFC / FIRST-DOWN PLAYS BY OPPONENTS**

<b>Rank</b>	<b>Team</b>	<b>Yds/Play</b>	<b>Plays</b>	<b>Yards</b>
1)	Minnesota	3.09	57	176
2)	Arizona	3.97	61	242
3)	Chicago	4.09	57	233
4)	Washington	4.64	59	274
5)	Los Angeles	4.67	61	285
6)	Seattle	4.82	49	236
7)	Green Bay	5.10	51	260
8)	New York Giants	5.33	57	304
9)	Carolina	5.63	57	321
10)	New Orleans	5.67	63	357
11)	Tampa Bay	6.18	57	352
12)	Atlanta	6.32	62	392
13)	San Francisco	6.63	60	398
14)	Dallas	6.96	55	383
15)	Detroit	7.77	60	466
16)	Philadelphia	8.48	50	424
	<b>TOTAL</b>	<b>5.57</b>	<b>916</b>	<b>5103</b>

**WEEK 2 / THROUGH MONDAY, SEPTEMBER 19, 2016****NFL / FIRST-DOWN PLAYS BY TEAMS**

Rank	Team	Yds/Play	Plays	Yards
1)	Chicago	8.23	48	395
2)	Cleveland	7.74	50	387
3)	New Orleans	7.52	58	436
4)	Washington	7.51	57	428
5)	Atlanta	7.24	62	449
6)	Oakland	7.13	64	456
7)	Carolina	6.75	65	439
8)	Kansas City	6.64	59	392
9)	Arizona	6.29	55	346
10)	Cincinnati	6.27	60	376
11)	Denver	6.19	59	365
12)	Jacksonville	6.12	57	349
13)	Miami	6.12	52	318
14)	Tennessee	6.07	58	352
15)	Philadelphia	5.75	61	351
16)	New York Jets	5.75	64	368
17)	Buffalo	5.48	40	219
18)	San Diego	5.39	62	334
19)	Seattle	5.37	60	322
20)	New England	5.37	63	338
21)	Detroit	5.22	64	334
22)	New York Giants	5.21	58	302
23)	Dallas	4.80	61	293
24)	Tampa Bay	4.73	62	293
25)	Indianapolis	4.60	58	267
26)	Pittsburgh	4.36	59	257
27)	Los Angeles	4.27	51	218
28)	San Francisco	4.11	62	255
29)	Houston	3.80	56	213
30)	Minnesota	3.63	48	174
31)	Baltimore	3.52	56	197
32)	Green Bay	2.79	53	148
	<b>TOTAL</b>	<b>5.63</b>	<b>1842</b>	<b>10371</b>

**NFL / FIRST-DOWN PLAYS BY OPPONENTS**

Rank	Team	Yds/Play	Plays	Yards
1)	Minnesota	3.09	57	176
2)	Denver	3.26	57	186
3)	Tennessee	3.64	56	204
4)	Arizona	3.97	61	242
5)	Chicago	4.09	57	233
6)	Jacksonville	4.31	54	233
7)	Cincinnati	4.58	60	275
8)	Washington	4.64	59	274
9)	Los Angeles	4.67	61	285
10)	Seattle	4.82	49	236
11)	Kansas City	5.05	60	303
12)	Green Bay	5.10	51	260
13)	Buffalo	5.12	60	307
14)	Cleveland	5.21	62	323
15)	New York Giants	5.33	57	304
16)	Baltimore	5.63	43	242
17)	Carolina	5.63	57	321
18)	Miami	5.64	69	389
19)	New Orleans	5.67	63	357
20)	Indianapolis	5.78	63	364
21)	New York Jets	6.14	49	301
22)	Tampa Bay	6.18	57	352
23)	Atlanta	6.32	62	392
24)	San Francisco	6.63	60	398
25)	New England	6.65	57	379
26)	Dallas	6.96	55	383
27)	Houston	7.00	49	343
28)	Pittsburgh	7.07	60	424
29)	San Diego	7.32	62	454
30)	Detroit	7.77	60	466
31)	Oakland	8.32	65	541
32)	Philadelphia	8.48	50	424
	<b>TOTAL</b>	<b>5.63</b>	<b>1842</b>	<b>10371</b>

**WEEK 2 / THROUGH MONDAY, SEPTEMBER 19, 2016****AFC / KICKOFFS (Receiving Team)**

Rank	Team	TotKO	AdjKO	TB	TB%	EZ	EZ%	OB	I20	Avg.Start
1)	Baltimore	6	6	2	33.3	6	100.0	0	1	26.5
2)	Buffalo	12	12	6	50.0	8	66.7	0	1	25.8
3)	Denver	10	10	10	100.0	10	100.0	0	0	25.0
4)	Houston	8	7	1	14.3	5	62.5	1	2	24.9
5)	Kansas City	13	13	7	53.8	11	84.6	0	2	24.7
6)	Pittsburgh	9	9	7	77.8	8	88.9	0	0	24.7
7)	Indianapolis	15	14	11	78.6	13	86.7	0	0	24.6
8)	Jacksonville	13	13	8	61.5	11	84.6	0	2	24.4
9)	New England	8	8	6	75.0	7	87.5	0	1	24.4
10)	San Diego	9	7	5	71.4	6	66.7	1	1	24.1
11)	New York Jets	11	10	3	30.0	6	54.5	0	3	24.1
12)	Miami	9	9	5	55.6	8	88.9	0	2	23.8
13)	Tennessee	11	11	4	36.4	6	54.5	0	2	23.5
14)	Cleveland	11	11	9	81.8	9	81.8	0	1	23.3
15)	Cincinnati	11	11	8	72.7	10	90.9	0	2	22.9
16)	Oakland	14	14	8	57.1	11	78.6	0	5	19.4
	<b>Totals</b>	<b>170</b>	<b>165</b>	<b>100</b>	<b>60.6</b>	<b>135</b>	<b>81.8</b>	<b>2</b>	<b>25</b>	<b>24.0</b>

**AFC / KICKOFFS (Kicking Team)**

Rank	Team	TotKO	AdjKO	TB	TB%	EZ	EZ%	OB	I20	Avg.Start
1)	Buffalo	8	7	1	14.3	3	37.5	0	3	19.0
2)	New England	12	12	7	58.3	10	83.3	0	4	20.3
3)	Houston	12	12	1	8.3	7	58.3	0	5	21.5
4)	Oakland	12	12	6	50.0	6	50.0	0	3	22.2
5)	Baltimore	9	9	6	66.7	6	66.7	0	1	22.6
6)	Denver	12	12	9	75.0	9	75.0	0	1	23.8
7)	Jacksonville	9	7	6	85.7	6	66.7	1	1	24.0
7t)	Kansas City	11	10	5	50.0	8	72.7	1	3	24.0
9)	Miami	7	7	6	85.7	6	85.7	0	1	24.1
10)	New York Jets	14	14	6	42.9	10	71.4	0	3	24.3
11)	Indianapolis	12	12	11	91.7	12	100.0	0	1	24.5
12)	San Diego	14	14	11	78.6	12	85.7	0	1	24.9
13)	Pittsburgh	12	12	11	91.7	11	91.7	0	0	25.6
14)	Cincinnati	9	9	5	55.6	9	100.0	0	1	26.7
15)	Cleveland	8	8	4	50.0	7	87.5	0	0	27.8
16)	Tennessee	9	8	5	62.5	6	66.7	0	0	29.9
	<b>Totals</b>	<b>170</b>	<b>165</b>	<b>100</b>	<b>60.6</b>	<b>128</b>	<b>77.6</b>	<b>2</b>	<b>28</b>	<b>24.0</b>

Note: Average team drive start DOES NOT include onside kicks or kickoffs at the end of a half unless either kickoff is returned for a touchdown. All other kickoffs (returned kickoffs, fair catches, touchback and kickoffs out of bounds) are included. Kickoffs resulting in the kicking team retaining possession are not included.

ADJ KO: Adjusted kickoffs are used to compute the Avg. Team Drive Start.

I20: The number of drives that start inside (not including) the 20 yd line.

**WEEK 2 / THROUGH MONDAY, SEPTEMBER 19, 2016****NFC / KICKOFFS (Receiving Team)**

Rank	Team	TotKO	AdjKO	TB	TB%	EZ	EZ%	OB	I20	Avg.Start
1)	Minnesota	7	6	3	50.0	4	57.1	0	0	34.7
2)	Washington	13	12	9	75.0	10	76.9	0	0	25.7
3)	Carolina	10	9	3	33.3	3	30.0	0	2	25.3
3t)	Philadelphia	7	6	2	33.3	5	71.4	0	0	25.3
5)	Dallas	10	9	7	77.8	8	80.0	0	0	25.0
6)	Los Angeles	7	7	5	71.4	7	100.0	0	0	24.9
7)	Detroit	12	12	9	75.0	11	91.7	0	1	24.3
8)	Green Bay	10	10	8	80.0	8	80.0	0	1	24.2
9)	San Francisco	11	10	7	70.0	8	72.7	0	1	24.1
10)	Tampa Bay	14	14	12	85.7	13	92.9	0	2	23.6
11)	New York Giants	10	10	7	70.0	9	90.0	0	1	23.5
12)	Seattle	7	7	6	85.7	7	100.0	0	1	23.4
13)	Atlanta	11	11	7	63.6	10	90.9	0	2	23.4
14)	New Orleans	11	11	4	36.4	4	36.4	0	3	22.5
15)	Chicago	13	12	3	25.0	6	46.2	0	4	20.8
16)	Arizona	8	8	4	50.0	6	75.0	0	3	19.9
	<b>Totals</b>	<b>161</b>	<b>154</b>	<b>96</b>	<b>62.3</b>	<b>119</b>	<b>77.3</b>	<b>0</b>	<b>21</b>	<b>24.1</b>

**NFC / KICKOFFS (Kicking Team)**

Rank	Team	TotKO	AdjKO	TB	TB%	EZ	EZ%	OB	I20	Avg.Start
1)	Atlanta	13	13	9	69.2	12	92.3	0	4	20.5
2)	Detroit	11	10	7	70.0	10	90.9	0	2	22.1
3)	New Orleans	11	11	7	63.6	7	63.6	0	2	22.3
4)	Los Angeles	5	5	4	80.0	5	100.0	0	1	22.8
5)	Philadelphia	13	12	8	66.7	9	69.2	0	1	23.6
6)	Dallas	12	11	7	63.6	10	83.3	0	1	24.0
7)	Arizona	12	12	10	83.3	12	100.0	0	1	24.1
8)	Tampa Bay	8	8	5	62.5	8	100.0	0	1	24.3
9)	New York Giants	8	7	5	71.4	5	62.5	0	1	24.3
10)	Carolina	15	14	11	78.6	12	80.0	0	1	24.4
11)	Washington	11	11	8	72.7	9	81.8	0	0	25.2
12)	Minnesota	11	11	5	45.5	6	54.5	0	0	25.7
13)	Seattle	5	5	2	40.0	4	80.0	0	1	25.8
14)	Chicago	6	5	0	0.0	4	66.7	0	0	26.0
15)	San Francisco	11	10	3	30.0	5	45.5	0	1	26.6
16)	Green Bay	9	9	5	55.6	8	88.9	0	1	26.8
	<b>Totals</b>	<b>161</b>	<b>154</b>	<b>96</b>	<b>62.3</b>	<b>126</b>	<b>81.8</b>	<b>0</b>	<b>18</b>	<b>24.1</b>

Note: Average team drive start DOES NOT include onside kicks or kickoffs at the end of a half unless either kickoff is returned for a touchdown. All other kickoffs (returned kickoffs, fair catches, touchback and kickoffs out of bounds) are included. Kickoffs resulting in the kicking team retaining possession are not included.

ADJ KO: Adjusted kickoffs are used to compute the Avg. Team Drive Start.

I20: The number of drives that start inside (not including) the 20 yd line.

**WEEK 2 / THROUGH MONDAY, SEPTEMBER 19, 2016****NFL / KICKOFFS (Receiving Team)**

Rank	Team	TotKO	AdjKO	TB	TB%	EZ	EZ%	OB	I20	Avg.Start
1)	Minnesota	7	6	3	50.0	4	57.1	0	0	34.7
2)	Baltimore	6	6	2	33.3	6	100.0	0	1	26.5
3)	Buffalo	12	12	6	50.0	8	66.7	0	1	25.8
4)	Washington	13	12	9	75.0	10	76.9	0	0	25.7
5)	Carolina	10	9	3	33.3	3	30.0	0	2	25.3
5t)	Philadelphia	7	6	2	33.3	5	71.4	0	0	25.3
7)	Dallas	10	9	7	77.8	8	80.0	0	0	25.0
7t)	Denver	10	10	10	100.0	10	100.0	0	0	25.0
9)	Houston	8	7	1	14.3	5	62.5	1	2	24.9
9t)	Los Angeles	7	7	5	71.4	7	100.0	0	0	24.9
11)	Kansas City	13	13	7	53.8	11	84.6	0	2	24.7
12)	Pittsburgh	9	9	7	77.8	8	88.9	0	0	24.7
13)	Indianapolis	15	14	11	78.6	13	86.7	0	0	24.6
14)	Jacksonville	13	13	8	61.5	11	84.6	0	2	24.4
15)	New England	8	8	6	75.0	7	87.5	0	1	24.4
16)	Detroit	12	12	9	75.0	11	91.7	0	1	24.3
17)	Green Bay	10	10	8	80.0	8	80.0	0	1	24.2
18)	San Diego	9	7	5	71.4	6	66.7	1	1	24.1
19)	New York Jets	11	10	3	30.0	6	54.5	0	3	24.1
19t)	San Francisco	11	10	7	70.0	8	72.7	0	1	24.1
21)	Miami	9	9	5	55.6	8	88.9	0	2	23.8
22)	Tampa Bay	14	14	12	85.7	13	92.9	0	2	23.6
23)	Tennessee	11	11	4	36.4	6	54.5	0	2	23.5
24)	New York Giants	10	10	7	70.0	9	90.0	0	1	23.5
25)	Seattle	7	7	6	85.7	7	100.0	0	1	23.4
26)	Atlanta	11	11	7	63.6	10	90.9	0	2	23.4
27)	Cleveland	11	11	9	81.8	9	81.8	0	1	23.3
28)	Cincinnati	11	11	8	72.7	10	90.9	0	2	22.9
29)	New Orleans	11	11	4	36.4	4	36.4	0	3	22.5
30)	Chicago	13	12	3	25.0	6	46.2	0	4	20.8
31)	Arizona	8	8	4	50.0	6	75.0	0	3	19.9
32)	Oakland	14	14	8	57.1	11	78.6	0	5	19.4
	<b>Totals</b>	<b>331</b>	<b>319</b>	<b>196</b>	<b>61.4</b>	<b>254</b>	<b>79.6</b>	<b>2</b>	<b>46</b>	<b>24.0</b>

Note: Average opponent drive start DOES NOT include inside kicks or kickoffs at the end of a half unless either kickoff is returned for a touchdown. All other kickoffs (returned kickoffs, fair catches, touchback and kickoffs out of bounds) are included. Kickoffs resulting in the kicking team retaining possession are not included.

ADJ KO: Adjusted kickoffs are used to compute the Avg. Team Drive Start.

I20: The number of drives that start inside (not including) the 20 yd line.



**WEEK 2 / THROUGH MONDAY, SEPTEMBER 19, 2016****NFL / KICKOFFS (Kicking Team)**

Rank	Team	TotKO	AdjKO	TB	TB%	EZ	EZ%	OB	I20	Avg.Start
1)	Buffalo	8	7	1	14.3	3	37.5	0	3	19.0
2)	New England	12	12	7	58.3	10	83.3	0	4	20.3
3)	Atlanta	13	13	9	69.2	12	92.3	0	4	20.5
4)	Houston	12	12	1	8.3	7	58.3	0	5	21.5
5)	Detroit	11	10	7	70.0	10	90.9	0	2	22.1
6)	Oakland	12	12	6	50.0	6	50.0	0	3	22.2
7)	New Orleans	11	11	7	63.6	7	63.6	0	2	22.3
8)	Baltimore	9	9	6	66.7	6	66.7	0	1	22.6
9)	Los Angeles	5	5	4	80.0	5	100.0	0	1	22.8
10)	Philadelphia	13	12	8	66.7	9	69.2	0	1	23.6
11)	Denver	12	12	9	75.0	9	75.0	0	1	23.8
12)	Dallas	12	11	7	63.6	10	83.3	0	1	24.0
12t)	Jacksonville	9	7	6	85.7	6	66.7	1	1	24.0
12t)	Kansas City	11	10	5	50.0	8	72.7	1	3	24.0
15)	Arizona	12	12	10	83.3	12	100.0	0	1	24.1
16)	Miami	7	7	6	85.7	6	85.7	0	1	24.1
17)	Tampa Bay	8	8	5	62.5	8	100.0	0	1	24.3
18)	New York Giants	8	7	5	71.4	5	62.5	0	1	24.3
18t)	New York Jets	14	14	6	42.9	10	71.4	0	3	24.3
20)	Carolina	15	14	11	78.6	12	80.0	0	1	24.4
21)	Indianapolis	12	12	11	91.7	12	100.0	0	1	24.5
22)	San Diego	14	14	11	78.6	12	85.7	0	1	24.9
23)	Washington	11	11	8	72.7	9	81.8	0	0	25.2
24)	Pittsburgh	12	12	11	91.7	11	91.7	0	0	25.6
25)	Minnesota	11	11	5	45.5	6	54.5	0	0	25.7
26)	Seattle	5	5	2	40.0	4	80.0	0	1	25.8
27)	Chicago	6	5	0	0.0	4	66.7	0	0	26.0
28)	San Francisco	11	10	3	30.0	5	45.5	0	1	26.6
29)	Cincinnati	9	9	5	55.6	9	100.0	0	1	26.7
30)	Green Bay	9	9	5	55.6	8	88.9	0	1	26.8
31)	Cleveland	8	8	4	50.0	7	87.5	0	0	27.8
32)	Tennessee	9	8	5	62.5	6	66.7	0	0	29.9
	<b>Totals</b>	<b>331</b>	<b>319</b>	<b>196</b>	<b>61.4</b>	<b>254</b>	<b>79.6</b>	<b>2</b>	<b>46</b>	<b>24.0</b>

Note: Average team drive start DOES NOT include inside kicks or kickoffs at the end of a half unless either kickoff is returned for a touchdown. All other kickoffs (returned kickoffs, fair catches, touchback and kickoffs out of bounds) are included. Kickoffs resulting in the kicking team retaining possession are not included.

ADJ KO: Adjusted kickoffs are used to compute the Avg. Team Drive Start.

I20: The number of drives that start inside (not including) the 20 yd line.

**WEEK 2 / THROUGH MONDAY, SEPTEMBER 19, 2016**

**AFC / SINGLE-GAME HIGHS / PLAYERS**

**Most Points**-- 18, Forte, NY-J at Buff., 9/15, (3 td, 0 fg, 0 xp, 0 2pt)  
**Passing Yards**-- 389, Tannehill, Miami at N.E., 9/18, (32-45, 389, 2 td, 2 int)  
**Longest Pass**-- 84, Taylor, Buff. vs. NY-J, 9/15, (to Goodwin, Marquise, td)  
**Passing Touchdowns**-- 4, Luck, Ind. vs. Det., 9/11, (31-47, 385, 4 td, 0 int)  
**Passing Touchdowns**-- 4, Rivers, S.D. vs. Jax , 9/18, (17-24, 220, 4 td, 0 int)  
**Rushing Yards**-- 143, D. Williams, Pitt. at Wash., 9/12, (26-143, 2 td)  
**Rushing Attempts**-- 32, D. Williams, Pitt. vs. Cin., 9/18, (32-94, 0 td)  
**Longest Rush**-- 85, Crowell, Clev. vs. Balt., 9/18, td  
**Receptions**-- 12, Green, Cin. at NY-J, 9/11, (12-180, 1 td)  
**Receiving Yards**-- 180, Green, Cin. at NY-J, 9/11, (12-180, 1 td)  
**Kickoff Return Yards**-- 125, Tate, Buff. vs. NY-J, 9/15, (5-125, 0 td)  
**Kickoff Returns**-- 5, Mariani, Tenn. vs. Minn., 9/11, (5-118, 0 td)  
**Kickoff Returns**-- 5, Tate, Buff. vs. NY-J, 9/15, (5-125, 0 td)  
**Longest Kickoff Return**-- 65, J. Marshall, NY-J vs. Cin., 9/11  
**Punt Return Yards**-- 63, Hill, K.C. at Hou., 9/18, (4-63, 0 fc, 0 td)  
**Punt Returns**-- 4, Ervin, Hou. vs. K.C., 9/18, (4-12, 2 fc, 0 td)  
**Punt Returns**-- 4, Hill, K.C. at Hou., 9/18, (4-63, 0 fc, 0 td)  
**Longest Punt Return**-- 32, Hill, K.C. at Hou., 9/18  
**Interceptions**-- 2, (3 times in Non-Overtime Games)  
**Longest Interception Return**-- 46, Talib, Denv. vs. Ind., 9/18, td  
**Sacks**-- 3.0, Miller, Denv. vs. Ind., 9/18  
**Scrimmage Yards**-- 199, Ware, K.C. vs. S.D., 9/11 (OT), (Rush 11-70, Rec 7-129)  
**Scrimmage Yards**-- 180, Green, Cin. at NY-J, 9/11, (Rush 0-0, Rec 12-180)  
**Longest Punt**-- 72, McAfee, Ind. at Denv., 9/18  
**Punts**-- 9, Huber, Cin. at Pitt., 9/18, (9-407, 45.2)  
**Field Goals Made**-- 4, (3 times in Non-Overtime Games)  
**Longest Field Goal**-- 53, Gostkowski, N.E. at Ariz., 9/11  
**Longest Field Goal**-- 53, Santos, K.C. at Hou., 9/18

**NFC / SINGLE-GAME HIGHS / PLAYERS**

**Most Points**-- 16, Gano, Car. vs. S.F., 9/18, (0 td, 4 fg, 4 xp, 0 2pt)  
**Passing Yards**-- 423, Brees, N.O. vs. Oak., 9/11, (28-42, 423, 4 td, 0 int)  
**Longest Pass**-- 98, Brees, N.O. vs. Oak., 9/11, (to Cooks, Brandin, td)  
**Passing Touchdowns**-- 4, (3 times in Non-Overtime Games)  
**Rushing Yards**-- 100, Whittaker, Car. vs. S.F., 9/18, (16-100, 0 td)  
**Rushing Attempts**-- 23, Hyde, S.F. vs. L.A., 9/12, (23-88, 2 td)  
**Longest Rush**-- 45, D. Johnson, Ariz. vs. N.E., 9/11  
**Receptions**-- 9, (4 times in Non-Overtime Games)  
**Receiving Yards**-- 182, Diggs, Minn. vs. G.B., 9/18, (9-182, 1 td)  
**Kickoff Return Yards**-- 130, Ginn, Car. vs. S.F., 9/18, (6-130, 0 td)  
**Kickoff Returns**-- 6, Ginn, Car. vs. S.F., 9/18, (6-130, 0 td)  
**Longest Kickoff Return**-- 61, Patterson, Minn. at Tenn., 9/11  
**Punt Return Yards**-- 74, Weems, Atl. at Oak., 9/18, (2-74, 1 fc, 0 td)  
**Punt Returns**-- 5, Humphries, T.B. at Ariz., 9/18, (5-43, 1 fc, 0 td)  
**Longest Punt Return**-- 73, Weems, Atl. at Oak., 9/18  
**Interceptions**-- 2, Cooper, Ariz. vs. T.B., 9/18, (2-83, 1 td)  
**Longest Interception Return**-- 77, Kendricks, Minn. at Tenn., 9/11, td  
**Sacks**-- 2.0, Hyder, Det. at Ind., 9/11  
**Sacks**-- 2.0, Clark, Sea. at L.A., 9/18  
**Scrimmage Yards**-- 182, Diggs, Minn. vs. G.B., 9/18, (Rush 0-0, Rec 9-182)  
**Longest Punt**-- 76, Lee, Car. at Denv., 9/8  
**Punts**-- 10, Hekker, L.A. at S.F., 9/12, (10-431, 43.1)  
**Field Goals Made**-- 4, (3 times in Non-Overtime Games)  
**Longest Field Goal**-- 56, Bailey, Dal. vs. NY-G, 9/11

**WEEK 2 / THROUGH MONDAY, SEPTEMBER 19, 2016**

**NFL / SINGLE-GAME HIGHS / PLAYERS**

**Most Points**-- 18, Forte, NY-J at Buff., 9/15, (3 td, 0 fg, 0 xp, 0 2pt)  
**Passing Yards**-- 423, Brees, N.O. vs. Oak., 9/11, (28-42, 423, 4 td, 0 int)  
**Longest Pass**-- 98, Brees, N.O. vs. Oak., 9/11, (to Cooks, Brandin, td)  
**Passing Touchdowns**-- 4, (5 times in Non-Overtime Games)  
**Rushing Yards**-- 143, D. Williams, Pitt. at Wash., 9/12, (26-143, 2 td)  
**Rushing Attempts**-- 32, D. Williams, Pitt. vs. Cin., 9/18, (32-94, 0 td)  
**Longest Rush**-- 85, Crowell, Clev. vs. Balt., 9/18, td  
**Receptions**-- 12, Green, Cin. at NY-J, 9/11, (12-180, 1 td)  
**Receiving Yards**-- 182, Diggs, Minn. vs. G.B., 9/18, (9-182, 1 td)  
**Kickoff Return Yards**-- 130, Ginn, Car. vs. S.F., 9/18, (6-130, 0 td)  
**Kickoff Returns**-- 6, Ginn, Car. vs. S.F., 9/18, (6-130, 0 td)  
**Longest Kickoff Return**-- 65, J. Marshall, NY-J vs. Cin., 9/11  
**Punt Return Yards**-- 74, Weems, Atl. at Oak., 9/18, (2-74, 1 fc, 0 td)  
**Punt Returns**-- 5, Humphries, T.B. at Ariz., 9/18, (5-43, 1 fc, 0 td)  
**Longest Punt Return**-- 73, Weems, Atl. at Oak., 9/18  
**Interceptions**-- 2, (4 times in Non-Overtime Games)  
**Longest Interception Return**-- 77, Kendricks, Minn. at Tenn., 9/11, td  
**Sacks**-- 3.0, Miller, Denv. vs. Ind., 9/18  
**Scrimmage Yards**-- 199, Ware, K.C. vs. S.D., 9/11 (OT), (Rush 11-70, Rec 7-129)  
**Scrimmage Yards**-- 182, Diggs, Minn. vs. G.B., 9/18, (Rush 0-0, Rec 9-182)  
**Longest Punt**-- 76, Lee, Car. at Denv., 9/8  
**Punts**-- 10, Hekker, L.A. at S.F., 9/12, (10-431, 43.1)  
**Field Goals Made**-- 4, (6 times in Non-Overtime Games)  
**Longest Field Goal**-- 56, Bailey, Dal. vs. NY-G, 9/11

**WEEK 2 / THROUGH MONDAY, SEPTEMBER 19, 2016**

**300-Yard Passing Games**

423, Brees, NO vs. OAK 09/11 (28-42, 4 TD)  
396, Ryan, ATL at OAK 09/18 (26-34, 3 TD)  
389, Tannehill, MIA at NE 09/18 (32-45, 2 TD)  
385, Luck, IND vs. DET 09/11 (31-47, 4 TD)  
374, Fitzpatrick, NYJ at BUF 09/15 (24-34, 1 TD)  
368, Manning, NYG vs. NO 09/18 (32-41, 0 TD)  
366, Dalton, CIN at NYJ 09/11 (23-30, 1 TD)  
366, Dalton, CIN at PIT 09/18 (31-54, 1 TD)  
364, Cousins, WAS vs. DAL 09/18 (28-46, 1 TD)  
363, A. Smith, KC vs. SD 09/11 (ot) (34-48, 2 TD)  
353, Newton, CAR vs. SF 09/18 (24-40, 4 TD)  
340, Stafford, DET at IND 09/11 (31-39, 3 TD)  
334, Ryan, ATL vs. TB 09/11 (27-39, 2 TD)  
329, Cousins, WAS vs. PIT 09/12 (30-43, 0 TD)  
329, Bortles, JAX at SD 09/18 (31-50, 2 TD)  
320, Bortles, JAX vs. GB 09/11 (24-39, 1 TD)  
319, Carr, OAK at NO 09/11 (24-38, 1 TD)  
308, Palmer, ARI vs. TB 09/18 (18-31, 3 TD)  
302, Flacco, BAL at CLE 09/18 (25-45, 2 TD)  
300, Roethlisberger, PIT at WAS 09/12 (27-37, 3 TD)

**WEEK 2 / THROUGH MONDAY, SEPTEMBER 19, 2016**

**100-Yard Receiving Games**

182, Diggs, MIN vs. GB 09/18 (9 rec., 1 TD)  
180, Green, CIN at NYJ 09/11 (12 rec., 1 TD)  
172, Snead, NO vs. OAK 09/11 (9 rec., 1 TD)  
143, Cooks, NO vs. OAK 09/11 (6 rec., 2 TD)  
137, Cooper, OAK at NO 09/11 (6 rec., 0 TD)  
137, Landry, MIA at NE 09/18 (10 rec., 0 TD)  
129, Ware, KC vs. SD 09/11 (ot) (7 rec., 0 TD)  
126, Brown, PIT at WAS 09/12 (8 rec., 2 TD)  
126, Decker, NYJ at BUF 09/15 (6 rec., 1 TD)  
122, Olsen, CAR vs. SF 09/18 (5 rec., 1 TD)  
118, M. Jones, DET vs. TEN 09/18 (8 rec., 0 TD)  
117, Shepard, NYG vs. NO 09/18 (8 rec., 0 TD)  
115, Benjamin, SD vs. JAX 09/18 (6 rec., 2 TD)  
114, Bennett, NE vs. MIA 09/18 (5 rec., 1 TD)  
114, Matthews, PHI vs. CLE 09/11 (7 rec., 1 TD)  
113, Hopkins, HOU vs. KC 09/18 (7 rec., 1 TD)  
112, Goodwin, BUF vs. NYJ 09/15 (2 rec., 1 TD)  
108, Benjamin, CAR vs. SF 09/18 (7 rec., 2 TD)  
107, Fuller, HOU vs. CHI 09/11 (5 rec., 1 TD)  
106, Parker, MIA at NE 09/18 (8 rec., 0 TD)  
106, J. Jones, ATL at OAK 09/18 (5 rec., 1 TD)  
105, Jeffery, CHI at HOU 09/11 (4 rec., 0 TD)  
104, C. Coleman, CLE vs. BAL 09/18 (5 rec., 2 TD)  
104, Fuller, HOU vs. KC 09/18 (4 rec., 0 TD)  
103, Diggs, MIN at TEN 09/11 (7 rec., 0 TD)  
102, D. Jackson, WAS vs. PIT 09/12 (6 rec., 0 TD)  
102, Pitta, BAL at CLE 09/18 (9 rec., 0 TD)  
102, Bryant, DAL at WAS 09/18 (7 rec., 0 TD)  
101, B. Marshall, NYJ at BUF 09/15 (6 rec., 0 TD)  
100, Bernard, CIN at PIT 09/18 (9 rec., 1 TD)

**WEEK 2 / THROUGH MONDAY, SEPTEMBER 19, 2016**

**100-Yard Rushing Games**

143, D. Williams, PIT at WAS 09/12 (26 att., 2 TD)

133, Crowell, CLE vs. BAL 09/18 (18 att., 1 TD)

123, Blount, NE vs. MIA 09/18 (29 att., 1 TD)

106, L. Miller, HOU vs. CHI 09/11 (28 att., 0 TD)

102, Gordon, SD vs. JAX 09/18 (24 att., 1 TD)

100, Forte, NYJ at BUF 09/15 (30 att., 3 TD)

100, Whittaker, CAR vs. SF 09/18 (16 att., 0 TD)



**WEEK 2 / THROUGH MONDAY, SEPTEMBER 19, 2016****AFC / LEADING PASSERS**

Player, Team	Att	Comp	Pct		Avg		Pct			Pct Rating	
			Comp	Yds	Gain	TD	TD	Long	Int	Int	Points
Rivers, S.D.	60	42	70.0	463	7.72	5	8.3	45t	0	0.0	120.3
Garoppolo, N.E.	60	42	70.0	498	8.30	4	6.7	37t	0	0.0	117.2
Carr, Oak.	83	58	69.9	618	7.45	4	4.8	43	0	0.0	107.4
Taylor, Buf.	52	33	63.5	408	7.85	3	5.8	84t	1	1.9	98.9
Fitzpatrick, NY-J	69	43	62.3	563	8.16	3	4.3	37	1	1.4	96.5
Roethlisberger, Pit.	74	46	62.2	559	7.55	6	8.1	53	3	4.1	95.5
Dalton, Cin.	84	54	64.3	732	8.71	2	2.4	54t	1	1.2	94.9
Luck, Ind.	87	52	59.8	582	6.69	5	5.7	51	1	1.1	94.1
Mariota, Ten.	74	50	67.6	509	6.88	4	5.4	32	2	2.7	93.8
Tannehill, Mia.	74	48	64.9	575	7.77	2	2.7	50	2	2.7	86.3
A. Smith, K.C.	85	54	63.5	549	6.46	2	2.4	45	1	1.2	84.9
Flacco, Bal.	78	47	60.3	560	7.18	3	3.8	66t	2	2.6	84.3
Bortles, Jac.	89	55	61.8	649	7.29	3	3.4	38	3	3.4	81.2
McCown, Cle.	33	20	60.6	260	7.88	2	6.1	47	2	6.1	80.4
Osweiler, Hou.	68	41	60.3	499	7.34	3	4.4	53	3	4.4	79.2
Siemian, Den.	59	40	67.8	444	7.53	1	1.7	44	3	5.1	74.4

**AFC / LEADING PASSERS, RANKS**

Player, Team	Att	Comp	Pct		Avg		Pct			Pct Rating	
			Comp	Yds	Gain	TD	TD	Long	Int	Int	Points
Rivers, S.D.	12t	11t	1t	13	7	2t	1		1t	1t	1
Garoppolo, N.E.	12t	11t	1t	12	2	4t	3		1t	1t	2
Carr, Oak.	5	1	3	3	10	4t	8		1t	1t	3
Taylor, Buf.	15	15	9	15	5	7t	5		4t	8	4
Fitzpatrick, NY-J	10	10	10	6	3	7t	10		4t	7	5
Roethlisberger, Pit.	7t	9	11	8	8	1	2		13t	13	6
Dalton, Cin.	4	3t	7	1	1	12t	14		4t	6	7
Luck, Ind.	2	5	16	4	15	2t	6		4t	4	8
Mariota, Ten.	7t	6	5	10	14	4t	7		9t	10t	9
Tannehill, Mia.	7t	7	6	5	6	12t	13		9t	10t	10
A. Smith, K.C.	3	3t	8	9	16	12t	15		4t	5	11
Flacco, Bal.	6	8	15	7	13	7t	11		9t	9	12
Bortles, Jac.	1	2	12	2	12	7t	12		13t	12	13
McCown, Cle.	16	16	13	16	4	12t	4		9t	16	14
Osweiler, Hou.	11	13	14	11	11	7t	9		13t	14	15
Siemian, Den.	14	14	4	14	9	16	16		13t	15	16

**WEEK 2 / THROUGH MONDAY, SEPTEMBER 19, 2016****AFC / FOURTH-QUARTER PASSING LEADERS**

Rank	Player, Team	Att	Comp	Comp%	Yards	YPA	TD	TD%	Int	Int%	Rating
1)	Mariota, Ten.	25	18	72.0	181	7.24	3	12.0	0	0.0	131.8
2)	Carr, Oak.	25	15	60.0	209	8.36	3	12.0	0	0.0	126.5
3)	Roethlisberger, Pit.	14	11	78.6	109	7.79	1	7.1	0	0.0	122.9
4)	Dalton, Cin.	21	17	81.0	186	8.86	1	4.8	0	0.0	119.4
5)	Osweiler, Hou.	13	8	61.5	123	9.46	1	7.7	0	0.0	118.4
6)	Luck, Ind.	36	25	69.4	247	6.86	3	8.3	1	2.8	104.7
7)	Siemian, Den.	10	5	50.0	66	6.60	1	10.0	0	0.0	104.6
8)	Bortles, Jac.	35	22	62.9	229	6.54	2	5.7	0	0.0	100.8
9)	Garoppolo, N.E.	9	6	66.7	67	7.44	0	0.0	0	0.0	88.7
10)	Tannehill, Mia.	24	15	62.5	205	8.54	1	4.2	1	4.2	86.3
11)	A. Smith, K.C.	36	24	66.7	265	7.36	1	2.8	1	2.8	86.0
12)	Flacco, Bal.	12	7	58.3	96	8.00	0	0.0	0	0.0	84.0
13)	Taylor, Buf.	15	10	66.7	109	7.27	1	6.7	1	6.7	82.4
14)	Fitzpatrick, NY-J	12	7	58.3	135	11.25	0	0.0	1	8.3	62.8
15)	Rivers, S.D.	12	6	50.0	46	3.83	0	0.0	0	0.0	59.7
16)	McCown, Cle.	11	8	72.7	60	5.45	0	0.0	1	9.1	47.5
17)	Griffin III, Cle.	6	1	16.7	3	0.50	0	0.0	0	0.0	39.6

**AFC / THIRD-DOWN PASSING LEADERS**

Rank	Player, Team	Att	Comp	Comp%	Yards	YPA	TD	TD%	Int	Int%	Rating
1)	Garoppolo, N.E.	17	14	82.4	197	11.59	2	11.8	0	0.0	154.2
2)	McCown, Cle.	12	9	75.0	167	13.92	1	8.3	0	0.0	144.4
3)	Flacco, Bal.	21	15	71.4	233	11.10	1	4.8	0	0.0	123.7
4)	Taylor, Buf.	14	10	71.4	220	15.71	2	14.3	1	7.1	123.5
5)	Roethlisberger, Pit.	27	18	66.7	234	8.67	2	7.4	0	0.0	118.4
6)	Rivers, S.D.	18	11	61.1	174	9.67	1	5.6	0	0.0	111.8
7)	Tannehill, Mia.	20	13	65.0	175	8.75	0	0.0	0	0.0	92.7
8)	Mariota, Ten.	17	12	70.6	127	7.47	0	0.0	0	0.0	92.0
9)	Osweiler, Hou.	24	14	58.3	208	8.67	1	4.2	1	4.2	83.3
10)	Luck, Ind.	21	13	61.9	125	5.95	1	4.8	1	4.8	74.5
11)	Carr, Oak.	19	11	57.9	93	4.89	0	0.0	0	0.0	70.7
12)	Fitzpatrick, NY-J	18	11	61.1	154	8.56	0	0.0	1	5.6	65.5
13)	Bortles, Jac.	18	11	61.1	128	7.11	1	5.6	2	11.1	61.6
14)	Siemian, Den.	13	9	69.2	85	6.54	0	0.0	1	7.7	55.0
15)	A. Smith, K.C.	17	8	47.1	52	3.06	0	0.0	0	0.0	54.0
16)	Dalton, Cin.	23	11	47.8	156	6.78	0	0.0	1	4.3	52.1

**WEEK 2 / THROUGH MONDAY, SEPTEMBER 19, 2016****AFC / LEADING RUSHERS**

Rank	Player, Team	Att	Yards	Avg	Long	TD
1)	D. Williams, Pit.	58	237	4.1	17	2
2)	Forte, NY-J	52	196	3.8	14	3
3)	Crowell, Cle.	30	195	6.5	85t	2
4)	Blount, N.E.	51	193	3.8	26	2
5)	L. Miller, Hou.	53	189	3.6	12	0
6)	C. Anderson, Den.	40	166	4.2	28	2
7)	Gordon, S.D.	38	159	4.2	21	3
8)	Murray, Ten.	25	131	5.2	67	0
9)	Ware, K.C.	21	127	6.0	25	1
10)	McCoy, Buf.	31	117	3.8	24	1
11t)	Murray, Oak.	22	116	5.3	18	2
11t)	Woodhead, S.D.	19	116	6.1	23	0
13)	Gore, Ind.	27	103	3.8	9	0
14)	*Richard, Oak.	9	101	11.2	75t	1
15)	Forsett, Bal.	24	78	3.3	11	0
16)	West, Bal.	23	74	3.2	10	0
17)	Yeldon, Jac.	28	67	2.4	15	1
18t)	*Washington, Oak.	12	60	5.0	26	0
18t)	West, K.C.	9	60	6.7	28	0
20)	*Booker, Den.	12	54	4.5	12	0
21)	J. Hill, Cin.	20	53	2.7	12t	1
22)	Tannehill, Mia. (QB)	11	52	4.7	17	1
23)	Foster, Mia.	16	47	2.9	9	0
24t)	*Henry, Ten.	14	43	3.1	9	0
24t)	Luck, Ind. (QB)	6	43	7.2	21	0
24t)	Powell, NY-J	5	43	8.6	16	0
27)	Bernard, Cin.	10	42	4.2	11	0
28)	Griffin III, Cle. (QB)	5	37	7.4	20	0
29t)	Bortles, Jac. (QB)	5	36	7.2	24	0
29t)	Fitzpatrick, NY-J (QB)	9	36	4.0	10	0
29t)	Taylor, Buf. (QB)	7	36	5.1	15	0
32)	D. Johnson, Cle.	6	34	5.7	17	0
33)	Mariota, Ten. (QB)	6	30	5.0	10	0
34)	*Janovich, Den.	1	28	28.0	28t	1
35)	Siemian, Den. (QB)	6	27	4.5	11	0
36)	Carr, Oak. (QB)	4	26	6.5	11	0
37)	J. White, N.E.	5	23	4.6	16	0
38)	Rivers, S.D. (QB)	3	19	6.3	10	0
39)	A. Smith, K.C. (QB)	6	17	2.8	7	1
40)	Edelman, N.E. (WR)	3	16	5.3	9	0
41)	Blue, Hou.	6	15	2.5	4	0
42t)	Ajayi, Mia.	5	14	2.8	8	0
42t)	Dalton, Cin. (QB)	5	14	2.8	5	0
42t)	*Holton, Oak. (WR)	1	14	14.0	14	0
42t)	D. Robinson, Jac.	4	14	3.5	7	0
42t)	Turbin, Ind.	4	14	3.5	5t	1
47t)	*Farrow, S.D.	4	13	3.3	4	0
47t)	Olawale, Oak.	2	13	6.5	11	1
49t)	*Brissett, N.E. (QB)	4	12	3.0	10	0
49t)	*Drake, Mia.	2	12	6.0	7t	1
49t)	Garoppolo, N.E. (QB)	4	12	3.0	10	0
49t)	Roethlisberger, Pit. (QB)	2	12	6.0	14	0

**WEEK 2 / THROUGH MONDAY, SEPTEMBER 19, 2016****AFC / THIRD-AND-ONE RUSHING LEADERS**

Rank	Player, Team	Att	FD	Pct
1t)	Luck, Ind.	3	3	100.0
1t)	Ware, K.C.	2	2	100.0
1t)	Bernard, Cin.	1	1	100.0
1t)	Bibbs, Den.	1	1	100.0
1t)	Bortles, Jac.	1	1	100.0
1t)	*Brissett, N.E.	1	1	100.0
1t)	Forsett, Bal.	1	1	100.0
1t)	*Janovich, Den.	1	1	100.0
1t)	Mariota, Ten.	1	1	100.0
1t)	Olawale, Oak.	1	1	100.0
1t)	Osweiler, Hou.	1	1	100.0
1t)	Powell, NY-J	1	1	100.0
1t)	Prosch, Hou.	1	1	100.0
1t)	Siemian, Den.	1	1	100.0
1t)	Turbin, Ind.	1	1	100.0
1t)	Yeldon, Jac.	1	1	100.0
17t)	Gordon, S.D.	3	2	66.7
17t)	D. Williams, Pit.	3	2	66.7
19t)	L. Miller, Hou.	2	1	50.0
19t)	West, Bal.	2	1	50.0
21t)	C. Anderson, Den.	3	1	33.3
21t)	*Henry, Ten.	3	1	33.3

**WEEK 2 / THROUGH MONDAY, SEPTEMBER 19, 2016****AFC / LEADERS IN RECEPTIONS**

Rank	Player, Team	Rec	Yards	Avg	Long	TD
1)	Landry, Mia.	17	196	11.5	33	0
2t)	Green, Cin.	14	218	15.6	54t	1
2t)	Edelman, N.E.	14	142	10.1	19	0
4t)	Benjamin, S.D.	13	147	11.3	45t	2
4t)	Enunwa, NY-J	13	146	11.2	34	1
6t)	Hopkins, Hou.	12	167	13.9	35	2
6t)	Brown, Pit.	12	165	13.8	29t	2
6t)	Pitta, Bal. (TE)	12	141	11.8	30	0
6t)	Murray, Ten. (RB)	12	91	7.6	22	2
6t)	Yeldon, Jac. (RB)	12	40	3.3	11	0
11t)	Cooper, Oak.	11	208	18.9	43	0
11t)	Maclin, K.C.	11	131	11.9	22	1
11t)	Crabtree, Oak.	11	118	10.7	25	1
11t)	*Sharpe, Ten.	11	109	9.9	17	0
11t)	Kelce, K.C. (TE)	11	108	9.8	20	0
11t)	Bernard, Cin. (RB)	11	105	9.5	25t	1
17t)	Hilton, Ind.	10	120	12.0	32	0
17t)	D. Williams, Pit. (RB)	10	66	6.6	20	1
19t)	*Fuller, Hou.	9	211	23.4	53	1
19t)	Ware, K.C. (RB)	9	177	19.7	45	0
19t)	Hurns, Jac.	9	139	15.4	38	0
19t)	Thomas, Den.	9	138	15.3	44	0
19t)	Thomas, Jac. (TE)	9	135	15.0	24	1
19t)	B. Marshall, NY-J	9	133	14.8	37	0
19t)	A. Robinson, Jac.	9	126	14.0	35	0
19t)	Walker, Ten. (TE)	9	125	13.9	32	1
19t)	Walford, Oak. (TE)	9	75	8.3	31t	1
28t)	Decker, NY-J	8	163	20.4	35	2
28t)	Bennett, N.E. (TE)	8	128	16.0	37	1
28t)	Parker, Mia.	8	106	13.3	28	0
28t)	*Boyd, Cin.	8	102	12.8	29	0
28t)	Sanders, Den.	8	88	11.0	19	0
28t)	S. Smith, Bal.	8	83	10.4	31	0
28t)	James, Pit. (TE)	8	60	7.5	11	1
28t)	McCoy, Buf. (RB)	8	43	5.4	10	0
36t)	*C. Coleman, Cle.	7	173	24.7	58	2
36t)	Wallace, Bal.	7	132	18.9	66t	3
36t)	LaFell, Cin.	7	130	18.6	49	0
36t)	Hogan, N.E.	7	119	17.0	37t	1
36t)	Amendola, N.E.	7	98	14.0	32	2
36t)	Lee, Jac.	7	97	13.9	22	0
36t)	Green, Den. (TE)	7	74	10.6	18	0
36t)	Moncrief, Ind.	7	73	10.4	32	1
36t)	Doyle, Ind. (TE)	7	72	10.3	22	2
36t)	D. Johnson, Cle. (RB)	7	72	10.3	28	0
36t)	Forte, NY-J (RB)	7	68	9.7	24	0
36t)	Rogers, Pit.	7	68	9.7	20	1
36t)	Clay, Buf. (TE)	7	67	9.6	33	0
36t)	C. Anderson, Den. (RB)	7	66	9.4	25t	1
36t)	Matthews, Ten.	7	66	9.4	20	0
36t)	Murray, Oak. (RB)	7	57	8.1	13	0
36t)	Cameron, Mia. (TE)	7	55	7.9	13	1
36t)	*Ferguson, Ind. (RB)	7	55	7.9	14	0
36t)	J. White, N.E. (RB)	7	50	7.1	21	0
36t)	Gore, Ind. (RB)	7	38	5.4	8	1
36t)	West, K.C. (RB)	7	26	3.7	7	0

**WEEK 2 / THROUGH MONDAY, SEPTEMBER 19, 2016****AFC / RECEIVING YARDAGE LEADERS**

Rank	Player, Team	Yards	Rec	Avg	Long	TD
1)	Green, Cin.	218	14	15.6	54t	1
2)	*Fuller, Hou.	211	9	23.4	53	1
3)	Cooper, Oak.	208	11	18.9	43	0
4)	Landry, Mia.	196	17	11.5	33	0
5)	Ware, K.C. (RB)	177	9	19.7	45	0
6)	*C. Coleman, Cle.	173	7	24.7	58	2
7)	Hopkins, Hou.	167	12	13.9	35	2
8)	Brown, Pit.	165	12	13.8	29t	2
9)	Decker, NY-J	163	8	20.4	35	2
10)	Coates, Pit.	153	4	38.3	53	0
11)	Benjamin, S.D.	147	13	11.3	45t	2
12)	Enunwa, NY-J	146	13	11.2	34	1
13)	Edelman, N.E.	142	14	10.1	19	0
14)	Pitta, Bal. (TE)	141	12	11.8	30	0
15)	Hurns, Jac.	139	9	15.4	38	0
16)	Thomas, Den.	138	9	15.3	44	0
17)	Thomas, Jac. (TE)	135	9	15.0	24	1
18)	B. Marshall, NY-J	133	9	14.8	37	0
19t)	Wallace, Bal.	132	7	18.9	66t	3
19t)	Ty. Williams, S.D.	132	5	26.4	44t	1
21)	Maclin, K.C.	131	11	11.9	22	1
22)	LaFell, Cin.	130	7	18.6	49	0
23)	Bennett, N.E. (TE)	128	8	16.0	37	1
24)	A. Robinson, Jac.	126	9	14.0	35	0
25)	Walker, Ten. (TE)	125	9	13.9	32	1
26)	Dorsett, Ind.	124	5	24.8	51	0
27)	Hilton, Ind.	120	10	12.0	32	0
28)	Hogan, N.E.	119	7	17.0	37t	1
29)	Crabtree, Oak.	118	11	10.7	25	1
30)	Goodwin, Buf.	112	2	56.0	84t	1
31)	*Sharpe, Ten.	109	11	9.9	17	0
32)	Kelce, K.C. (TE)	108	11	9.8	20	0
33)	Parker, Mia.	106	8	13.3	28	0
34)	Bernard, Cin. (RB)	105	11	9.5	25t	1
35)	*Boyd, Cin.	102	8	12.8	29	0
36)	Pryor, Cle.	100	6	16.7	44	0
37)	Amendola, N.E.	98	7	14.0	32	2
38)	Lee, Jac.	97	7	13.9	22	0
39)	Murray, Ten. (RB)	91	12	7.6	22	2
40)	Salas, Buf.	89	4	22.3	71t	1
41)	Sanders, Den.	88	8	11.0	19	0
42)	S. Smith, Bal.	83	8	10.4	31	0
43)	Allen, Ind. (TE)	78	6	13.0	19t	1
44)	Walford, Oak. (TE)	75	9	8.3	31t	1
45)	Green, Den. (TE)	74	7	10.6	18	0
46)	Moncrief, Ind.	73	7	10.4	32	1
47t)	Doyle, Ind. (TE)	72	7	10.3	22	2
47t)	D. Johnson, Cle. (RB)	72	7	10.3	28	0
49t)	Forte, NY-J (RB)	68	7	9.7	24	0
49t)	Rogers, Pit.	68	7	9.7	20	1
49t)	Uzomah, Cin. (TE)	68	5	13.6	54	0



**WEEK 2 / THROUGH MONDAY, SEPTEMBER 19, 2016****AFC / THIRD-DOWN RECEIVING LEADERS**

Rank	Player, Team	Rec	Yards	Avg	Long	TD
1t)	Brown, Pit.	6	104	17.3	26t	1
1t)	Pitta, Bal. (TE)	6	68	11.3	30	0
3t)	Ty. Williams, S.D.	5	132	26.4	44t	1
3t)	*Fuller, Hou.	5	117	23.4	35	1
3t)	Landry, Mia.	5	62	12.4	33	0
3t)	Hopkins, Hou.	5	48	9.6	16	0
3t)	D. Williams, Pit. (RB)	5	24	4.8	10	1
8t)	Wallace, Bal.	4	99	24.8	66t	1
8t)	Cooper, Oak.	4	55	13.8	25	0
8t)	D. Johnson, Cle. (RB)	4	52	13.0	28	0
8t)	Edelman, N.E.	4	48	12.0	19	0
8t)	Hilton, Ind.	4	48	12.0	17	0
8t)	Green, Den. (TE)	4	45	11.3	16	0
8t)	Murray, Ten. (RB)	4	34	8.5	14	0
8t)	Yeldon, Jac. (RB)	4	20	5.0	8	0
8t)	J. White, N.E. (RB)	4	17	4.3	7	0
17t)	*C. Coleman, Cle.	3	89	29.7	47	1
17t)	Foster, Mia. (RB)	3	62	20.7	50	0
17t)	Amendola, N.E.	3	57	19.0	32	1
17t)	Clay, Buf. (TE)	3	46	15.3	33	0
17t)	*Boyd, Cin.	3	40	13.3	16	0
17t)	B. Marshall, NY-J	3	36	12.0	18	0
17t)	*Sharpe, Ten.	3	18	6.0	8	0
17t)	Bernard, Cin. (RB)	3	13	4.3	5	0
17t)	Powell, NY-J (RB)	3	8	2.7	7	0
26t)	LaFell, Cin.	2	70	35.0	49	0
26t)	Coates, Pit.	2	58	29.0	44	0
26t)	Hurns, Jac.	2	45	22.5	38	0
26t)	Enunwa, NY-J	2	44	22.0	34	0
26t)	*Mitchell, N.E.	2	43	21.5	28	0
26t)	Decker, NY-J	2	39	19.5	22	0
26t)	Thomas, Jac. (TE)	2	31	15.5	22t	1
26t)	Rogers, Pit.	2	29	14.5	20	0
26t)	Allen, Ind. (TE)	2	28	14.0	15	0
26t)	Bennett, N.E. (TE)	2	25	12.5	20t	1
26t)	Barnidge, Cle. (TE)	2	21	10.5	14	0
26t)	Douglas, Ten.	2	21	10.5	16	0
26t)	Allen, S.D.	2	20	10.0	11	0
26t)	C. Anderson, Den. (RB)	2	17	8.5	11	0
26t)	Thomas, Den.	2	17	8.5	11	0
26t)	*Ferguson, Ind. (RB)	2	16	8.0	12	0
26t)	Kelce, K.C. (TE)	2	16	8.0	8	0
26t)	Watkins, Buf.	2	16	8.0	11	0
26t)	Turbin, Ind. (RB)	2	15	7.5	12	0
26t)	James, Pit. (TE)	2	13	6.5	7	0
26t)	Hawkins, Cle.	2	12	6.0	8	0
26t)	Cameron, Mia. (TE)	2	10	5.0	5	0
26t)	Doyle, Ind. (TE)	2	9	4.5	6t	1
26t)	Benjamin, S.D.	2	8	4.0	8	0
26t)	Woods, Buf.	2	7	3.5	6	0
26t)	Walford, Oak. (TE)	2	5	2.5	3	0
26t)	West, K.C. (RB)	2	4	2.0	4	0

**WEEK 2 / THROUGH MONDAY, SEPTEMBER 19, 2016****AFC / LEADING SCORERS, NONKICKERS**

Rank	Player, Team	TD	Rush	Rec	Ret	X2	Pts
1t)	C. Anderson, Den. (RB)	3	2	1	0	0	18
1t)	Forte, NY-J (RB)	3	3	0	0	0	18
1t)	Gordon, S.D. (RB)	3	3	0	0	0	18
1t)	Wallace, Bal. (WR)	3	0	3	0	0	18
1t)	D. Williams, Pit. (RB)	3	2	1	0	0	18
6t)	Amendola, N.E. (WR)	2	0	2	0	0	12
6t)	Benjamin, S.D. (WR)	2	0	2	0	0	12
6t)	Blount, N.E. (RB)	2	2	0	0	0	12
6t)	Brown, Pit. (WR)	2	0	2	0	0	12
6t)	*C. Coleman, Cle. (WR)	2	0	2	0	0	12
6t)	Crowell, Cle. (RB)	2	2	0	0	0	12
6t)	Decker, NY-J (WR)	2	0	2	0	0	12
6t)	Doyle, Ind. (TE)	2	0	2	0	0	12
6t)	Hopkins, Hou. (WR)	2	0	2	0	0	12
6t)	Murray, Ten. (RB)	2	0	2	0	0	12
6t)	Murray, Oak. (RB)	2	2	0	0	0	12
17t)	Allen, Ind. (TE)	1	0	1	0	1	8
17t)	Crabtree, Oak. (WR)	1	0	1	0	1	8
19t)	Bennett, N.E. (TE)	1	0	1	0	0	6
19t)	Bernard, Cin. (RB)	1	0	1	0	0	6
19t)	Cameron, Mia. (TE)	1	0	1	0	0	6
19t)	*Drake, Mia. (RB)	1	1	0	0	0	6
19t)	Enunwa, NY-J (WR)	1	0	1	0	0	6
19t)	*Fuller, Hou. (WR)	1	0	1	0	0	6
19t)	Gates, S.D. (TE)	1	0	1	0	0	6
19t)	Gillislee, Buf. (RB)	1	0	1	0	0	6
19t)	Goodwin, Buf. (WR)	1	0	1	0	0	6
19t)	Gore, Ind. (RB)	1	0	1	0	0	6
19t)	Grant, Jac. (RB)	1	0	1	0	0	6
19t)	Green, Cin. (WR)	1	0	1	0	0	6
19t)	Grimble, Pit. (TE)	1	0	1	0	0	6
19t)	J. Hill, Cin. (RB)	1	1	0	0	0	6
19t)	*Hill, K.C. (WR)	1	0	1	0	0	6
19t)	Hogan, N.E. (WR)	1	0	1	0	0	6
19t)	A. Holmes, Oak. (WR)	1	0	1	0	0	6
19t)	James, Pit. (TE)	1	0	1	0	0	6
19t)	*Janovich, Den. (RB)	1	1	0	0	0	6
19t)	An. Johnson, Ten. (WR)	1	0	1	0	0	6
19t)	Lewis, Jac. (TE)	1	0	1	0	0	6
19t)	Maclin, K.C. (WR)	1	0	1	0	0	6
19t)	McCoy, Buf. (RB)	1	1	0	0	0	6
19t)	Moncrief, Ind. (WR)	1	0	1	0	0	6
19t)	Olawale, Oak. (RB)	1	1	0	0	0	6
19t)	Ray, Den. (LB)	1	0	0	1	0	6
19t)	*Richard, Oak. (RB)	1	1	0	0	0	6
19t)	Roberts, Oak. (WR)	1	0	1	0	0	6
19t)	Robey, Buf. (DB)	1	0	0	1	0	6
19t)	Rogers, Pit. (WR)	1	0	1	0	0	6
19t)	Salas, Buf. (WR)	1	0	1	0	0	6
19t)	A. Smith, K.C. (QB)	1	1	0	0	0	6
19t)	Stills, Mia. (WR)	1	0	1	0	0	6
19t)	Talib, Den. (DB)	1	0	0	1	0	6
19t)	Tannehill, Mia. (QB)	1	1	0	0	0	6
19t)	Thomas, Jac. (TE)	1	0	1	0	0	6
19t)	Turbin, Ind. (RB)	1	1	0	0	0	6
19t)	Walford, Oak. (TE)	1	0	1	0	0	6
19t)	Walker, Ten. (TE)	1	0	1	0	0	6
19t)	Ware, K.C. (RB)	1	1	0	0	0	6
19t)	Ty. Williams, S.D. (WR)	1	0	1	0	0	6
19t)	Woodhead, S.D. (RB)	1	0	1	0	0	6
19t)	Yeldon, Jac. (RB)	1	1	0	0	0	6

**WEEK 2 / THROUGH MONDAY, SEPTEMBER 19, 2016****AFC / LEADING SCORERS, KICKERS**

Rank	Player, Team	PAT	FG	Pct	Long	Pts
1)	Novak, Hou.	3/ 3	7/ 8	.875	43	24
2)	Folk, NY-J	5/ 6	6/ 7	.857	45	23
3t)	Nugent, Cin.	3/ 3	6/ 7	.857	47	21
3t)	Santos, K.C.	3/ 3	6/ 6	1.000	53	21
5t)	Gostkowski, N.E.	6/ 6	4/ 5	.800	53	18
5t)	Tucker, Bal.	3/ 3	5/ 5	1.000	52	18
7t)	Lambo, S.D.	8/ 8	3/ 4	.750	29	17
7t)	McManus, Den.	5/ 5	4/ 5	.800	43	17
7t)	Vinatieri, Ind.	5/ 5	4/ 4	1.000	52	17
10)	Boswell, Pit.	8/ 8	2/ 2	1.000	49	14
11)	Myers, Jac.	4/ 4	3/ 4	.750	50	13
12)	Janikowski, Oak.	5/ 5	2/ 3	.667	47	11
13)	Franks, Mia.	4/ 4	2/ 3	.667	41	10
14t)	Carpenter, Buf.	5/ 5	1/ 2	.500	39	8
14t)	Succop, Ten.	2/ 2	2/ 3	.667	46	8
16)	Murray, Cle.	3/ 4	1/ 2	.500	35	6

**AFC / TOUCHBACKS ON KICKOFFS**

Rank	Player, Team	TB
1t)	Boswell, Pit.	11
1t)	Lambo, S.D.	11
1t)	McAfee, Ind.	11
4)	McManus, Den.	9
5)	Gostkowski, N.E.	7
6t)	Folk, NY-J	6
6t)	Franks, Mia.	6
6t)	Janikowski, Oak.	6
6t)	Myers, Jac.	6
6t)	Tucker, Bal.	6
11t)	Nugent, Cin.	5
11t)	Santos, K.C.	5
11t)	Succop, Ten.	5
14)	Murray, Cle.	4
15t)	Carpenter, Buf.	1
15t)	Novak, Hou.	1

**WEEK 2 / THROUGH MONDAY, SEPTEMBER 19, 2016**

**AFC / MOST YARDS FROM SCRIMMAGE**

Rank	Player, Team	Total			Rushing			Receiving		
		Yards	Att+Rec	Avg	Yards	Att	Avg	Yards	Rec	Avg
1)	Ware, K.C. (RB)	304	30	10.1	127	21	6.0	177	9	19.7
2)	D. Williams, Pit. (RB)	303	68	4.5	237	58	4.1	66	10	6.6
3)	Forte, NY-J (RB)	264	59	4.5	196	52	3.8	68	7	9.7
4)	C. Anderson, Den. (RB)	232	47	4.9	166	40	4.2	66	7	9.4
5)	Crowell, Cle. (RB)	226	33	6.8	195	30	6.5	31	3	10.3
6)	Murray, Ten. (RB)	222	37	6.0	131	25	5.2	91	12	7.6
7)	Green, Cin. (WR)	218	14	15.6	0	0	---	218	14	15.6
8)	L. Miller, Hou. (RB)	214	59	3.6	189	53	3.6	25	6	4.2
9)	*Fuller, Hou. (WR)	211	9	23.4	0	0	---	211	9	23.4
10)	Cooper, Oak. (WR)	208	11	18.9	0	0	---	208	11	18.9
11)	Landry, Mia. (WR)	196	17	11.5	0	0	---	196	17	11.5
12)	Blount, N.E. (RB)	193	51	3.8	193	51	3.8	0	0	---
13)	Gordon, S.D. (RB)	177	41	4.3	159	38	4.2	18	3	6.0
14t)	*C. Coleman, Cle. (WR)	173	7	24.7	0	0	---	173	7	24.7
14t)	Murray, Oak. (RB)	173	29	6.0	116	22	5.3	57	7	8.1
16)	Hopkins, Hou. (WR)	167	12	13.9	0	0	---	167	12	13.9
17)	Brown, Pit. (WR)	165	12	13.8	0	0	---	165	12	13.8
18)	Decker, NY-J (WR)	163	8	20.4	0	0	---	163	8	20.4
19)	McCoy, Buf. (RB)	160	39	4.1	117	31	3.8	43	8	5.4
20)	Coates, Pit. (WR)	159	5	31.8	6	1	6.0	153	4	38.3
21)	Edelman, N.E. (WR)	158	17	9.3	16	3	5.3	142	14	10.1
22)	Woodhead, S.D. (RB)	151	25	6.0	116	19	6.1	35	6	5.8
23)	Bernard, Cin. (RB)	147	21	7.0	42	10	4.2	105	11	9.5
24t)	Benjamin, S.D. (WR)	146	14	10.4	-1	1	-1.0	147	13	11.3
24t)	Enunwa, NY-J (WR)	146	13	11.2	0	0	---	146	13	11.2
26)	Wallace, Bal. (WR)	143	8	17.9	11	1	11.0	132	7	18.9
27t)	Gore, Ind. (RB)	141	34	4.1	103	27	3.8	38	7	5.4
27t)	Pitta, Bal. (TE)	141	12	11.8	0	0	---	141	12	11.8
29)	Hurns, Jac. (WR)	139	9	15.4	0	0	---	139	9	15.4
30)	Thomas, Den. (WR)	138	9	15.3	0	0	---	138	9	15.3
31)	Thomas, Jac. (TE)	135	9	15.0	0	0	---	135	9	15.0
32)	B. Marshall, NY-J (WR)	133	9	14.8	0	0	---	133	9	14.8
33)	Ty. Williams, S.D. (WR)	132	5	26.4	0	0	---	132	5	26.4
34t)	LaFell, Cin. (WR)	130	7	18.6	0	0	---	130	7	18.6
34t)	Maclin, K.C. (WR)	130	12	10.8	-1	1	-1.0	131	11	11.9
36)	Bennett, N.E. (TE)	128	8	16.0	0	0	---	128	8	16.0
37)	A. Robinson, Jac. (WR)	126	9	14.0	0	0	---	126	9	14.0
38)	Walker, Ten. (TE)	125	9	13.9	0	0	---	125	9	13.9
39)	Dorsett, Ind. (WR)	124	5	24.8	0	0	---	124	5	24.8
40)	*Richard, Oak. (RB)	122	12	10.2	101	9	11.2	21	3	7.0
41)	Hilton, Ind. (WR)	120	10	12.0	0	0	---	120	10	12.0
42)	Hogan, N.E. (WR)	119	7	17.0	0	0	---	119	7	17.0
43)	Crabtree, Oak. (WR)	118	11	10.7	0	0	---	118	11	10.7
44)	Goodwin, Buf. (WR)	112	2	56.0	0	0	---	112	2	56.0
45t)	Foster, Mia. (RB)	109	19	5.7	47	16	2.9	62	3	20.7
45t)	*Sharpe, Ten. (WR)	109	11	9.9	0	0	---	109	11	9.9
47)	Kelce, K.C. (TE)	108	11	9.8	0	0	---	108	11	9.8
48)	Yeldon, Jac. (RB)	107	40	2.7	67	28	2.4	40	12	3.3
49t)	D. Johnson, Cle. (RB)	106	13	8.2	34	6	5.7	72	7	10.3
49t)	Parker, Mia. (WR)	106	8	13.3	0	0	---	106	8	13.3

**WEEK 2 / THROUGH MONDAY, SEPTEMBER 19, 2016****AFC / LEADERS IN FIRST DOWNS**

Rank	Player, Team	Rush	Rec	Tot
1)	D. Williams, Pit. (RB)	13	3	16
2t)	Forte, NY-J (RB)	10	3	13
2t)	Gordon, S.D. (RB)	12	1	13
2t)	Murray, Oak. (RB)	10	3	13
2t)	Ware, K.C. (RB)	6	7	13
6)	C. Anderson, Den. (RB)	9	3	12
7)	Blount, N.E. (RB)	11	0	11
8)	Murray, Ten. (RB)	4	6	10
9t)	Crabtree, Oak. (WR)	0	9	9
9t)	Hopkins, Hou. (WR)	0	9	9
9t)	Landry, Mia. (WR)	0	9	9
12t)	Brown, Pit. (WR)	0	8	8
12t)	Crowell, Cle. (RB)	6	2	8
12t)	Decker, NY-J (WR)	0	8	8
12t)	Edelman, N.E. (WR)	1	7	8
12t)	Enunwa, NY-J (WR)	0	8	8
12t)	*Fuller, Hou. (WR)	0	8	8
12t)	Maclin, K.C. (WR)	0	8	8
12t)	McCoy, Buf. (RB)	7	1	8
12t)	*Sharpe, Ten. (WR)	0	8	8
12t)	Wallace, Bal. (WR)	1	7	8
12t)	Woodhead, S.D. (RB)	6	2	8
23t)	Cooper, Oak. (WR)	0	7	7
23t)	Green, Cin. (WR)	0	7	7
23t)	B. Marshall, NY-J (WR)	0	7	7
23t)	Pitta, Bal. (TE)	0	7	7
23t)	A. Robinson, Jac. (WR)	0	7	7
23t)	Thomas, Den. (WR)	0	7	7
23t)	Thomas, Jac. (TE)	0	7	7
30t)	Benjamin, S.D. (WR)	0	6	6
30t)	Hilton, Ind. (WR)	0	6	6
30t)	Kelce, K.C. (TE)	0	6	6
30t)	Yeldon, Jac. (RB)	5	1	6
34t)	Allen, Ind. (TE)	0	5	5
34t)	Allen, S.D. (WR)	0	5	5
34t)	Bennett, N.E. (TE)	0	5	5
34t)	Bernard, Cin. (RB)	2	3	5
34t)	*Boyd, Cin. (WR)	0	5	5
34t)	*C. Coleman, Cle. (WR)	0	5	5
34t)	Doyle, Ind. (TE)	0	5	5
34t)	Forsett, Bal. (RB)	3	2	5
34t)	Green, Den. (TE)	0	5	5
34t)	*Henry, Ten. (RB)	3	2	5
34t)	Hogan, N.E. (WR)	0	5	5
34t)	James, Pit. (TE)	0	5	5
34t)	D. Johnson, Cle. (RB)	1	4	5
34t)	LaFell, Cin. (WR)	0	5	5
34t)	Luck, Ind. (QB)	5	0	5
34t)	L. Miller, Hou. (RB)	4	1	5
34t)	Parker, Mia. (WR)	0	5	5
34t)	Pryor, Cle. (WR)	0	5	5
34t)	Sanders, Den. (WR)	0	5	5
34t)	J. White, N.E. (RB)	2	3	5
34t)	Ty. Williams, S.D. (WR)	0	5	5

**WEEK 2 / THROUGH MONDAY, SEPTEMBER 19, 2016****AFC / LEADING PUNTERS**

Rank	Player, Team	No	Yards	Lg	Avg	TB	Blk	Dwn	OB	Opp Ret	Ret Yds	In 20	Net Avg
1)	McAfee, Ind.	8	421	72	52.6	2	0	0	3	3	25	2	44.5
2)	King, Oak.	8	410	64	51.3	1	0	2	0	4	85	4	38.1
3)	Nortman, Jac.	6	304	67	50.7	0	0	4	0	2	21	4	47.2
4)	Lechler, Hou.	10	492	62	49.2	0	0	0	1	8	103	2	38.9
5)	Berry, Pit.	10	484	61	48.4	1	0	0	1	4	36	5	42.8
6)	Darr, Mia.	11	526	57	47.8	1	0	0	0	6	73	3	39.4
7)	Colquitt, Cle.	10	477	59	47.7	0	0	1	0	6	81	2	39.6
8)	*Dixon, Den.	5	238	54	47.6	1	0	1	0	2	12	1	41.2
9)	*Edwards, NY-J	5	236	54	47.2	0	0	0	0	3	29	2	41.4
10)	Kern, Ten.	8	373	64	46.6	1	0	1	0	5	42	2	38.9
11)	Huber, Cin.	12	551	58	45.9	0	0	0	3	7	56	4	41.3
12)	Koch, Bal.	6	269	60	44.8	0	0	0	2	3	34	2	39.2
13)	Colquitt, K.C.	11	482	57	43.8	1	0	2	0	6	20	4	40.2
14)	Schmidt, Buf.	10	431	50	43.1	1	0	1	4	2	1	4	41.0
15)	*Kaser, S.D.	9	351	56	39.0	0	0	0	2	6	44	2	34.1
16)	Allen, N.E.	6	217	45	36.2	0	0	3	0	1	8	2	34.8

**AFC / LEADING PUNTERS, NET AVERAGE**

Rank	Player, Team	No	Yards	Lg	Avg	TB	Blk	Dwn	OB	Opp Ret	Ret Yds	In 20	Net Avg
1)	Nortman, Jac.	6	304	67	50.7	0	0	4	0	2	21	4	47.2
2)	McAfee, Ind.	8	421	72	52.6	2	0	0	3	3	25	2	44.5
3)	Berry, Pit.	10	484	61	48.4	1	0	0	1	4	36	5	42.8
4)	*Edwards, NY-J	5	236	54	47.2	0	0	0	0	3	29	2	41.4
5)	Huber, Cin.	12	551	58	45.9	0	0	0	3	7	56	4	41.3
6)	*Dixon, Den.	5	238	54	47.6	1	0	1	0	2	12	1	41.2
7)	Schmidt, Buf.	10	431	50	43.1	1	0	1	4	2	1	4	41.0
8)	Colquitt, K.C.	11	482	57	43.8	1	0	2	0	6	20	4	40.2
9)	Colquitt, Cle.	10	477	59	47.7	0	0	1	0	6	81	2	39.6
10)	Darr, Mia.	11	526	57	47.8	1	0	0	0	6	73	3	39.4
11)	Koch, Bal.	6	269	60	44.8	0	0	0	2	3	34	2	39.2
12)	Lechler, Hou.	10	492	62	49.2	0	0	0	1	8	103	2	38.9
13)	Kern, Ten.	8	373	64	46.6	1	0	1	0	5	42	2	38.9
14)	King, Oak.	8	410	64	51.3	1	0	2	0	4	85	4	38.1
15)	Allen, N.E.	6	217	45	36.2	0	0	3	0	1	8	2	34.8
16)	*Kaser, S.D.	9	351	56	39.0	0	0	0	2	6	44	2	34.1

**WEEK 2 / THROUGH MONDAY, SEPTEMBER 19, 2016****AFC / PUNT RETURN LEADERS**

Rank	Player, Team	Ret	FC	Yards	Avg	Long	TD
1)	*Hill, K.C.	7	0	98	14.0	32	0
2)	Norwood, Den.	4	0	52	13.0	15	0
3)	Amendola, N.E.	4	3	41	10.3	19	0
4)	Rogers, Pit.	3	3	27	9.0	15	0
5)	Jones, Cin.	3	0	25	8.3	12	0
6t)	Greene, Jac.	3	2	23	7.7	14	0
6t)	Mariani, Ten.	3	4	23	7.7	14	0
8)	Benjamin, S.D.	4	0	29	7.3	12	0
9)	*Ervin, Hou.	7	6	41	5.9	13	0
10)	Hester, Bal.	4	3	23	5.8	15	0
11)	*Grant, Mia.	3	0	16	5.3	7	0

**AFC / KICKOFF RETURN LEADERS**

Rank	Player, Team	Ret	Yards	Avg	Long	TD
1)	Hester, Bal.	4	117	29.3	48	0
2)	*Hill, K.C.	3	83	27.7	30	0
3t)	K. Davis, K.C.	3	75	25.0	29	0
3t)	Tate, Buf.	5	125	25.0	45	0
5)	*J. Marshall, NY-J	6	149	24.8	65	0
6)	Bray, Ind.	3	72	24.0	27	0
7)	Grant, Jac.	5	118	23.6	32	0
8)	Mariani, Ten.	6	137	22.8	31	0
9)	*Ervin, Hou.	5	112	22.4	28	0
10)	T. Jones, Oak.	5	70	14.0	21	0



**WEEK 2 / THROUGH MONDAY, SEPTEMBER 19, 2016****AFC / LEADERS IN INTERCEPTIONS**

Rank	Player, Team	Int	Yards	Avg	Long	TD
1t)	Peters, K.C.	2	47	23.5	28	0
1t)	Hayward, S.D.	2	29	14.5	31	0
1t)	M. Williams, NY-J	2	14	7.0	14	0
1t)	Haden, Cle.	2	9	4.5	9	0
5t)	Talib, Den.	1	46	46.0	46t	1
5t)	Butler, Ind.	1	19	19.0	19	0
5t)	Collins, N.E.	1	13	13.0	13	0
5t)	Hal, Hou.	1	12	12.0	12	0
5t)	Abdul-Quddus, Mia.	1	9	9.0	9	0
5t)	Cox, Ten.	1	3	3.0	3	0
5t)	Jones, Cin.	1	2	2.0	2	0
5t)	Amerson, Oak.	1	0	0.0	0	0
5t)	Harmon, N.E.	1	0	0.0	0	0
5t)	C. Harris, Den.	1	0	0.0	0	0
5t)	Harrison, Pit.	1	0	0.0	0	0
5t)	Kirkpatrick, Cin.	1	0	0.0	0	0
5t)	Mosley, Bal.	1	0	0.0	0	0
5t)	Shaw, Cin.	1	0	0.0	0	0
5t)	Shazier, Pit.	1	0	0.0	0	0
5t)	Verrett, S.D.	1	0	0.0	0	0
5t)	Weddle, Bal.	1	0	0.0	0	0

**WEEK 2 / THROUGH MONDAY, SEPTEMBER 19, 2016****AFC / LEADERS IN SACKS**

Rank	Player, Team	Sacks
1)	Miller, Den. (LB)	4.0
2t)	Simon, Hou. (LB)	2.5
2t)	L. Williams, NY-J (DT)	2.5
4t)	Fowler, Jac. (DE)	2.0
4t)	Hughes, Buf. (LB)	2.0
4t)	Ingram, S.D. (LB)	2.0
4t)	Jernigan, Bal. (DE)	2.0
4t)	McLendon, NY-J (DT)	2.0
4t)	Mercilus, Hou. (LB)	2.0
4t)	Orakpo, Ten. (LB)	2.0
4t)	Ware, Den. (LB)	2.0
12t)	Alexander, Buf. (LB)	1.5
12t)	Douzable, Buf. (DT)	1.5
12t)	J. Jones, Mia. (DE)	1.5
12t)	Watt, Hou. (DE)	1.5
12t)	Wilkerson, NY-J (DE)	1.5
12t)	Wolfe, Den. (DE)	1.5
18t)	Atkins, Cin. (DT)	1.0
18t)	Attaochu, S.D. (LB)	1.0
18t)	Bouye, Hou. (DB)	1.0
18t)	Clarke, Cin. (DE)	1.0
18t)	Clowney, Hou. (DE)	1.0
18t)	Collins, N.E. (LB)	1.0
18t)	*Dodd, Ten. (LB)	1.0
18t)	Ford, K.C. (LB)	1.0
18t)	Hali, K.C. (LB)	1.0
18t)	Irvin, Oak. (LB)	1.0
18t)	D. Johnson, K.C. (LB)	1.0
18t)	Kerr, Ind. (DE)	1.0
18t)	Kirksey, Cle. (LB)	1.0
18t)	Klug, Ten. (DE)	1.0
18t)	Long, N.E. (DE)	1.0
18t)	Mauldin, NY-J (LB)	1.0
18t)	S. McGee, Oak. (DT)	1.0
18t)	McKinney, Hou. (LB)	1.0
18t)	Mebane, S.D. (DT)	1.0
18t)	Moats, Pit. (LB)	1.0
18t)	*Nassib, Cle. (DE)	1.0
18t)	*Ngakoue, Jac. (DE)	1.0
18t)	Odrick, Jac. (DE)	1.0
18t)	*Pierce, Bal. (DT)	1.0
18t)	Reid, S.D. (DT)	1.0
18t)	Suggs, Bal. (LB)	1.0
18t)	Suh, Mia. (DT)	1.0
18t)	M. Thomas, Mia. (DB)	1.0
18t)	Urban, Bal. (DE)	1.0
18t)	*Valentine, N.E. (DT)	1.0
18t)	Walden, Ind. (LB)	1.0
18t)	M. Williams, Mia. (DE)	1.0
50t)	T. Davis, Den. (LB)	0.5
50t)	Phillips, Mia. (DT)	0.5

**WEEK 2 / THROUGH MONDAY, SEPTEMBER 19, 2016****AFC / FUMBLE RECOVERIES**

Rank	Player, Team	TotRec	OffRec	DefRec
1)	Alonso, Mia.	2	0	2
2t)	Blount, N.E.	1	1	0
2t)	Bolden, N.E.	1	1	0
2t)	P. Brown, Buf.	1	0	1
2t)	Cyprien, Jac.	1	0	1
2t)	K. Davis, NY-J	1	1	0
2t)	DeCastro, Pit.	1	1	0
2t)	Fitzpatrick, NY-J	1	1	0
2t)	Flowers, N.E.	1	0	1
2t)	Golden, Pit.	1	0	1
2t)	Griffin III, Cle.	1	1	0
2t)	Heyward, Pit.	1	0	1
2t)	James, Mia.	1	1	0
2t)	Johnson, Hou.	1	0	1
2t)	Liuget, S.D.	1	0	1
2t)	Long, N.E.	1	0	1
2t)	*Louis, Cle.	1	1	0
2t)	Manuel, Buf.	1	1	0
2t)	McCown, Cle.	1	1	0
2t)	Mercilus, Hou.	1	0	1
2t)	L. Miller, Hou.	1	1	0
2t)	Ray, Den.	1	0	1
2t)	*Richard, Oak.	1	1	0
2t)	Robey, Buf.	1	0	1
2t)	A. Robinson, Jac.	1	1	0
2t)	Roethlisberger, Pit.	1	1	0
2t)	Tannehill, Mia.	1	1	0
2t)	*Ward, Oak.	1	0	1
2t)	Watt, Hou.	1	0	1
2t)	J. White, N.E.	1	1	0
2t)	T. Williams, Cle.	1	1	0

**AFC / OFFENSIVE FUMBLE RECOVERIES**

Rank	Player, Team	Ret	Yards	Avg	Long	TD
1t)	*Louis, Cle.	1	1	1.0	1	0
1t)	Blount, N.E.	1	0	0.0	0	0
1t)	Bolden, N.E.	1	0	0.0	0	0
1t)	K. Davis, NY-J	1	0	0.0	0	0
1t)	DeCastro, Pit.	1	0	0.0	0	0
1t)	Fitzpatrick, NY-J	1	0	0.0	0	0
1t)	Griffin III, Cle.	1	0	0.0	0	0
1t)	James, Mia.	1	0	0.0	0	0
1t)	Manuel, Buf.	1	0	0.0	0	0
1t)	McCown, Cle.	1	0	0.0	0	0
1t)	L. Miller, Hou.	1	0	0.0	0	0
1t)	A. Robinson, Jac.	1	0	0.0	0	0
1t)	Roethlisberger, Pit.	1	0	0.0	0	0
1t)	Tannehill, Mia.	1	0	0.0	0	0
1t)	J. White, N.E.	1	0	0.0	0	0
1t)	T. Williams, Cle.	1	0	0.0	0	0
1t)	*Richard, Oak.	1	-2	-2.0	-2	0

**AFC / DEFENSIVE FUMBLE RECOVERIES**

Rank	Player, Team	Ret	Yards	Avg	Long	TD
1)	Alonso, Mia.	2	2	1.0	2	0
2t)	Johnson, Hou.	1	53	53.0	53	0
2t)	Robey, Buf.	1	36	36.0	36t	1
2t)	Golden, Pit.	1	21	21.0	21	0
2t)	Ray, Den.	1	15	15.0	15t	1
2t)	Mercilus, Hou.	1	5	5.0	5	0
2t)	Heyward, Pit.	1	1	1.0	1	0
2t)	P. Brown, Buf.	1	0	0.0	0	0
2t)	Cyprien, Jac.	1	0	0.0	0	0
2t)	Flowers, N.E.	1	0	0.0	0	0
2t)	Liuget, S.D.	1	0	0.0	0	0
2t)	Long, N.E.	1	0	0.0	0	0
2t)	*Ward, Oak.	1	0	0.0	0	0
2t)	Watt, Hou.	1	0	0.0	0	0

**WEEK 2 / THROUGH MONDAY, SEPTEMBER 19, 2016****NFC / LEADING PASSERS**

Player, Team	Att	Comp	Pct		Avg			Pct			Pct Rating	
			Comp	Yds	Gain	TD	TD	Long	Int	Int	Points	
Ryan, Atl.	73	53	72.6	730	10.00	5	6.8	59	1	1.4	121.4	
Bradford, Min.	31	22	71.0	286	9.23	2	6.5	46	0	0.0	121.2	
Palmer, Ariz	68	42	61.8	579	8.51	5	7.4	58	0	0.0	113.5	
Brees, N.O.	86	57	66.3	686	7.98	5	5.8	98t	0	0.0	109.9	
Manning, NY-G	69	51	73.9	575	8.33	3	4.3	45	1	1.4	106.9	
Stafford, Det.	79	53	67.1	600	7.59	4	5.1	47	1	1.3	101.2	
*Wentz, Phi.	71	43	60.6	468	6.59	3	4.2	35t	0	0.0	94.1	
Newton, Car.	73	42	57.5	547	7.49	5	6.8	78t	2	2.7	92.7	
*Prescott, Dal.	75	47	62.7	519	6.92	0	0.0	29	0	0.0	83.1	
A. Rodgers, G.B.	70	40	57.1	412	5.89	3	4.3	39	1	1.4	82.6	
Wilson, Sea.	78	49	62.8	512	6.56	1	1.3	53	1	1.3	80.7	
Cousins, Was.	89	58	65.2	693	7.79	1	1.1	57	3	3.4	78.5	
Hill, Min.	33	18	54.5	236	7.15	0	0.0	33	0	0.0	77.3	
Cutler, Chi.	46	28	60.9	373	8.11	1	2.2	54	2	4.3	75.7	
Gabbert, S.F.	71	39	54.9	413	5.82	3	4.2	75t	2	2.8	74.4	
Winston, T.B.	84	50	59.5	524	6.24	5	6.0	45t	5	6.0	72.7	
Keenum, L.A.	65	35	53.8	369	5.68	0	0.0	44	2	3.1	57.8	

**NFC / LEADING PASSERS, RANKS**

Player, Team	Att	Comp	Pct		Avg			Pct			Pct Rating	
			Comp	Yds	Gain	TD	TD	Long	Int	Int	Points	
Ryan, Atl.	7t	3t	2	1	1	1t	2t	7t	9	1		
Bradford, Min.	17	16	3	16	2	11	4	1t	1t	2		
Palmer, Ariz	13	10t	9	5	3	1t	1	1t	1t	3		
Brees, N.O.	2	2	5	3	6	1t	6	1t	1t	4		
Manning, NY-G	12	5	1	6	4	7t	8	7t	11	5		
Stafford, Det.	4	3t	4	4	8	6	7	7t	7	6		
*Wentz, Phi.	9t	9	11	11	12	7t	10t	1t	1t	7		
Newton, Car.	7t	10t	13	7	9	1t	2t	12t	12	8		
*Prescott, Dal.	6	8	8	9	11	15t	15t	1t	1t	9		
A. Rodgers, G.B.	11	12	14	13	15	7t	9	7t	10	10		
Wilson, Sea.	5	7	7	10	13	12t	13	7t	8	11		
Cousins, Was.	1	1	6	2	7	12t	14	16	15	12		
Hill, Min.	16	17	16	17	10	15t	15t	1t	1t	13		
Cutler, Chi.	15	15	10	14	5	12t	12	12t	16	14		
Gabbert, S.F.	9t	13	15	12	16	7t	10t	12t	13	15		
Winston, T.B.	3	6	12	8	14	1t	5	17	17	16		
Keenum, L.A.	14	14	17	15	17	15t	15t	12t	14	17		

**WEEK 2 / THROUGH MONDAY, SEPTEMBER 19, 2016****NFC / FOURTH-QUARTER PASSING LEADERS**

Rank	Player, Team	Att	Comp	Comp%	Yards	YPA	TD	TD%	Int	Int%	Rating
1)	Palmer, Ariz	16	12	75.0	114	7.13	1	6.3	0	0.0	115.1
2)	Manning, NY-G	21	15	71.4	184	8.76	1	4.8	0	0.0	114.0
3)	Ryan, Atl.	22	15	68.2	195	8.86	1	4.5	0	0.0	111.0
4)	Brees, N.O.	24	14	58.3	186	7.75	2	8.3	0	0.0	110.8
5)	Wilson, Sea.	24	15	62.5	193	8.04	1	4.2	0	0.0	101.6
6)	Hill, Min.	7	4	57.1	73	10.43	0	0.0	0	0.0	93.2
7)	Hoyer, Chi.	11	8	72.7	73	6.64	0	0.0	0	0.0	90.3
8)	Stafford, Det.	22	15	68.2	182	8.27	1	4.5	1	4.5	89.6
9)	*Wentz, Phi.	9	6	66.7	47	5.22	0	0.0	0	0.0	79.4
10)	Newton, Car.	22	12	54.5	147	6.68	1	4.5	1	4.5	71.6
11)	Gabbert, S.F.	21	10	47.6	185	8.81	2	9.5	2	9.5	70.6
12)	Cutler, Chi.	11	6	54.5	60	5.45	0	0.0	0	0.0	70.3
13)	*Prescott, Dal.	24	12	50.0	132	5.50	0	0.0	0	0.0	66.7
14)	Keenum, L.A.	18	9	50.0	85	4.72	0	0.0	0	0.0	63.4
15)	Cousins, Was.	30	18	60.0	251	8.37	0	0.0	2	6.7	59.2
16)	A. Rodgers, G.B.	15	7	46.7	100	6.67	0	0.0	1	6.7	41.0
17)	Winston, T.B.	17	6	35.3	47	2.76	0	0.0	1	5.9	19.5

**NFC / THIRD-DOWN PASSING LEADERS**

Rank	Player, Team	Att	Comp	Comp%	Yards	YPA	TD	TD%	Int	Int%	Rating
1)	Manning, NY-G	19	11	57.9	191	10.05	2	10.5	0	0.0	127.3
2)	Newton, Car.	21	15	71.4	204	9.71	1	4.8	0	0.0	118.0
3)	Palmer, Ariz	17	11	64.7	137	8.06	1	5.9	0	0.0	109.2
4)	Ryan, Atl.	18	12	66.7	131	7.28	1	5.6	0	0.0	106.5
5)	*Prescott, Dal.	24	19	79.2	192	8.00	0	0.0	0	0.0	100.0
6)	Hill, Min.	10	6	60.0	111	11.10	0	0.0	0	0.0	98.3
7)	Winston, T.B.	19	10	52.6	110	5.79	1	5.3	0	0.0	87.6
8)	Stafford, Det.	18	12	66.7	147	8.17	1	5.6	1	5.6	87.0
9)	A. Rodgers, G.B.	21	12	57.1	195	9.29	1	4.8	1	4.8	84.4
10)	Gabbert, S.F.	22	12	54.5	55	2.50	1	4.5	0	0.0	75.2
11)	Brees, N.O.	17	9	52.9	71	4.18	0	0.0	0	0.0	63.6
12)	*Wentz, Phi.	19	9	47.4	92	4.84	0	0.0	0	0.0	61.7
13)	Cutler, Chi.	14	6	42.9	67	4.79	0	0.0	0	0.0	57.7
14)	Keenum, L.A.	21	10	47.6	74	3.52	0	0.0	0	0.0	56.4
15)	Cousins, Was.	21	13	61.9	124	5.90	0	0.0	2	9.5	38.7
16)	Wilson, Sea.	21	9	42.9	78	3.71	0	0.0	1	4.8	33.4

**WEEK 2 / THROUGH MONDAY, SEPTEMBER 19, 2016****NFC / LEADING RUSHERS**

Rank	Player, Team	Att	Yards	Avg	Long	TD
1t)	*Elliott, Dal.	41	134	3.3	21	2
1t)	D. Johnson, Ariz	28	134	4.8	45	1
3)	Michael, Sea.	25	126	5.0	16	0
4)	Hyde, S.F.	37	122	3.3	18	2
5t)	Freeman, Atl.	28	113	4.0	18	0
5t)	Whittaker, Car.	19	113	5.9	25	0
7)	Lacy, G.B.	26	111	4.3	28	0
8)	Mathews, Phi.	31	109	3.5	30	3
9)	Jennings, NY-G	31	102	3.3	17	0
10)	Abdullah, Det.	18	101	5.6	24	0
11)	Gurley, L.A.	36	98	2.7	11	0
12)	Newton, Car. (QB)	17	91	5.4	16	1
13)	Ingram, N.O.	21	88	4.2	17	0
14t)	Jones, Was.	20	85	4.3	14t	1
14t)	Langford, Chi.	28	85	3.0	16	2
14t)	Martin, T.B.	25	85	3.4	17	0
17)	Riddick, Det.	18	82	4.6	21t	1
18)	Vereen, NY-G	20	80	4.0	10	0
19)	Stewart, Car.	20	73	3.7	11	0
20)	Coleman, Atl.	20	68	3.4	13t	1
21)	C. Johnson, Ariz	17	56	3.3	9	1
22)	Gabbert, S.F. (QB)	12	53	4.4	11	1
23)	Sproles, Phi.	17	52	3.1	14	0
24)	Peterson, Min.	31	50	1.6	9	0
25)	A. Rodgers, G.B. (QB)	7	45	6.4	10t	2
26)	Barner, Phi.	6	44	7.3	19	0
27)	A. Morris, Dal.	12	42	3.5	13	1
28)	Draughn, S.F.	16	39	2.4	18	1
29)	Stafford, Det. (QB)	4	36	9.0	24	0
30)	Sims, T.B.	13	33	2.5	9	0
31)	*D. Washington, Det.	6	32	5.3	28	1
32)	Tolbert, Car.	11	31	2.8	6	0
33)	Wilson, Sea. (QB)	9	30	3.3	9	0
34)	Rodgers, T.B.	2	29	14.5	24	0
35)	Cousins, Was. (QB)	3	28	9.3	10	0
36)	Asiata, Min.	10	27	2.7	12	0
37t)	Ginn, Car. (WR)	2	25	12.5	20	0
37t)	Rawls, Sea.	19	25	1.3	8	0
39)	C. Thompson, Was.	6	24	4.0	9	1
40)	*Howard, Chi.	3	22	7.3	10	0
41t)	Hightower, N.O.	7	18	2.6	6	0
41t)	*Prescott, Dal. (QB)	3	18	6.0	11	1
43)	*Smallwood, Phi.	3	17	5.7	11	0
44)	Keenum, L.A. (QB)	6	15	2.5	7	0
45t)	Cobb, G.B. (WR)	4	12	3.0	6	0
45t)	Cutler, Chi. (QB)	2	12	6.0	12	0
45t)	Winston, T.B. (QB)	7	12	1.7	8	0
48t)	Cooks, N.O. (WR)	1	11	11.0	11	0
48t)	*Wentz, Phi. (QB)	8	11	1.4	7	0
50t)	Ryan, Atl. (QB)	3	10	3.3	8	0
50t)	Starks, G.B.	11	10	0.9	5	0

**WEEK 2 / THROUGH MONDAY, SEPTEMBER 19, 2016**

**NFC / THIRD-AND-ONE RUSHING LEADERS**

Rank	Player, Team	Att	FD	Pct
1t)	*Elliott, Dal.	2	2	100.0
1t)	Mathews, Phi.	2	2	100.0
1t)	Peterson, Min.	2	2	100.0
1t)	Abdullah, Det.	1	1	100.0
1t)	Brees, N.O.	1	1	100.0
1t)	Gurley, L.A.	1	1	100.0
1t)	Hightower, N.O.	1	1	100.0
1t)	*Howard, Chi.	1	1	100.0
1t)	Hyde, S.F.	1	1	100.0
1t)	Jennings, NY-G	1	1	100.0
1t)	C. Johnson, Ariz	1	1	100.0
1t)	D. Johnson, Ariz	1	1	100.0
1t)	Kuhn, N.O.	1	1	100.0
1t)	Langford, Chi.	1	1	100.0
1t)	Lasike, Chi.	1	1	100.0
1t)	Palmer, Ariz	1	1	100.0
1t)	A. Rodgers, G.B.	1	1	100.0
1t)	K. Smith, Dal.	1	1	100.0
1t)	Stewart, Car.	1	1	100.0
20t)	Newton, Car.	2	1	50.0
20t)	Rawls, Sea.	2	1	50.0



**WEEK 2 / THROUGH MONDAY, SEPTEMBER 19, 2016****NFC / LEADERS IN RECEPTIONS**

Rank	Player, Team	Rec	Yards	Avg	Long	TD
1)	Diggs, Min.	16	285	17.8	46	1
2t)	Snead, N.O.	14	226	16.1	49	2
2t)	Fitzgerald, Ariz	14	162	11.6	25	3
4t)	Cooks, N.O.	13	211	16.2	98t	2
4t)	Benjamin, Car.	13	199	15.3	25	3
4t)	Matthews, Phi.	13	185	14.2	32	1
4t)	Beasley, Dal.	13	140	10.8	28	0
8t)	M. Jones, Det.	12	203	16.9	47	0
8t)	Olsen, Car. (TE)	12	195	16.3	78t	1
8t)	Beckham, NY-G	12	159	13.3	45	0
8t)	Reed, Was. (TE)	12	134	11.2	25	0
8t)	Witten, Dal. (TE)	12	117	9.8	29	0
8t)	Baldwin, Sea.	12	112	9.3	22	1
8t)	Crowder, Was.	12	97	8.1	16	1
15t)	Evans, T.B.	11	169	15.4	45t	2
15t)	*Shepard, NY-G	11	160	14.5	32	1
15t)	Tamme, Atl. (TE)	11	126	11.5	19	1
15t)	Nelson, G.B.	11	105	9.5	39	2
15t)	Cobb, G.B.	11	99	9.0	32	0
20t)	Britt, L.A.	10	161	16.1	36	0
20t)	*Thomas, N.O.	10	114	11.4	25	0
20t)	Kerley, S.F.	10	90	9.0	18	0
23t)	Jeffery, Chi.	9	201	22.3	54	0
23t)	J. Jones, Atl.	9	172	19.1	48	2
23t)	D. Jackson, Was.	9	142	15.8	33	0
23t)	Humphries, T.B.	9	101	11.2	26	0
23t)	Ebron, Det. (TE)	9	99	11.0	29	1
23t)	Riddick, Det. (RB)	9	91	10.1	19	1
23t)	Austin, L.A.	9	63	7.0	27	0
23t)	Tate, Det.	9	54	6.0	11	0
31t)	Cruz, NY-G	8	125	15.6	40	1
31t)	Bryant, Dal.	8	110	13.8	21	0
31t)	Royal, Chi.	8	109	13.6	31	1
31t)	Agholor, Phi.	8	99	12.4	35t	1
31t)	Sanu, Atl.	8	99	12.4	59	1
31t)	Thielen, Min.	8	95	11.9	21	0
31t)	Patton, S.F.	8	85	10.6	35	0
31t)	Garcon, Was.	8	76	9.5	19	0
39t)	D. Johnson, Ariz (RB)	7	141	20.1	58	0
39t)	Coleman, Atl. (RB)	7	120	17.1	47	0
39t)	Lockett, Sea.	7	116	16.6	53	0
39t)	Rudolph, Min. (TE)	7	96	13.7	21	1
39t)	Boldin, Det.	7	83	11.9	24t	1
39t)	White, Chi.	7	70	10.0	19	0
39t)	Kearse, Sea.	7	68	9.7	24	0
39t)	Miller, Chi. (TE)	7	47	6.7	12	0
47t)	Adams, G.B.	6	76	12.7	29t	1
47t)	Kendricks, L.A. (TE)	6	76	12.7	44	0
47t)	V. Davis, Was. (TE)	6	71	11.8	32	0
47t)	Jackson, T.B.	6	62	10.3	15	0
47t)	Ertz, Phi. (TE)	6	58	9.7	15	0
47t)	Vereen, NY-G (RB)	6	47	7.8	12	0
47t)	Brate, T.B. (TE)	6	46	7.7	17	0
47t)	Ingram, N.O. (RB)	6	46	7.7	20	0
47t)	Rawls, Sea. (RB)	6	41	6.8	11	0
47t)	Sims, T.B. (RB)	6	36	6.0	23t	1

**WEEK 2 / THROUGH MONDAY, SEPTEMBER 19, 2016****NFC / RECEIVING YARDAGE LEADERS**

Rank	Player, Team	Yards	Rec	Avg	Long	TD
1)	Diggs, Min.	285	16	17.8	46	1
2)	Snead, N.O.	226	14	16.1	49	2
3)	Cooks, N.O.	211	13	16.2	98t	2
4)	M. Jones, Det.	203	12	16.9	47	0
5)	Jeffery, Chi.	201	9	22.3	54	0
6)	Benjamin, Car.	199	13	15.3	25	3
7)	Olsen, Car. (TE)	195	12	16.3	78t	1
8)	Matthews, Phi.	185	13	14.2	32	1
9)	J. Jones, Atl.	172	9	19.1	48	2
10)	Evans, T.B.	169	11	15.4	45t	2
11)	Fitzgerald, Ariz	162	14	11.6	25	3
12)	Britt, L.A.	161	10	16.1	36	0
13)	*Shepard, NY-G	160	11	14.5	32	1
14)	Beckham, NY-G	159	12	13.3	45	0
15)	D. Jackson, Was.	142	9	15.8	33	0
16)	D. Johnson, Ariz (RB)	141	7	20.1	58	0
17)	Beasley, Dal.	140	13	10.8	28	0
18)	Reed, Was. (TE)	134	12	11.2	25	0
19)	Tamme, Atl. (TE)	126	11	11.5	19	1
20)	Cruz, NY-G	125	8	15.6	40	1
21)	Coleman, Atl. (RB)	120	7	17.1	47	0
22)	Witten, Dal. (TE)	117	12	9.8	29	0
23)	Lockett, Sea.	116	7	16.6	53	0
24)	*Thomas, N.O.	114	10	11.4	25	0
25)	Baldwin, Sea.	112	12	9.3	22	1
26)	Bryant, Dal.	110	8	13.8	21	0
27)	Royal, Chi.	109	8	13.6	31	1
28)	Nelson, G.B.	105	11	9.5	39	2
29)	Humphries, T.B.	101	9	11.2	26	0
30t)	Agholor, Phi.	99	8	12.4	35t	1
30t)	Cobb, G.B.	99	11	9.0	32	0
30t)	Ebron, Det. (TE)	99	9	11.0	29	1
30t)	Sanu, Atl.	99	8	12.4	59	1
34)	*Hooper, Atl. (TE)	98	4	24.5	44	0
35)	Crowder, Was.	97	12	8.1	16	1
36t)	Ja. Brown, Ariz	96	3	32.0	51t	1
36t)	Rudolph, Min. (TE)	96	7	13.7	21	1
38)	Thielen, Min.	95	8	11.9	21	0
39)	Riddick, Det. (RB)	91	9	10.1	19	1
40)	Kerley, S.F.	90	10	9.0	18	0
41)	McDonald, S.F. (TE)	89	3	29.7	75t	2
42)	Patton, S.F.	85	8	10.6	35	0
43)	Boldin, Det.	83	7	11.9	24t	1
44t)	Adams, G.B.	76	6	12.7	29t	1
44t)	Garcon, Was.	76	8	9.5	19	0
44t)	Kendricks, L.A. (TE)	76	6	12.7	44	0
47)	C. Thompson, Was. (RB)	73	5	14.6	38	0
48)	V. Davis, Was. (TE)	71	6	11.8	32	0
49)	White, Chi.	70	7	10.0	19	0
50)	Floyd, Ariz	69	5	13.8	39	1

**WEEK 2 / THROUGH MONDAY, SEPTEMBER 19, 2016****NFC / THIRD-DOWN RECEIVING LEADERS**

Rank	Player, Team	Rec	Yards	Avg	Long	TD
1)	Beasley, Dal.	7	63	9.0	15	0
2t)	Benjamin, Car.	6	111	18.5	25	0
2t)	*Shepard, NY-G	6	101	16.8	32	1
4t)	Thielen, Min.	5	66	13.2	21	0
4t)	Cobb, G.B.	5	56	11.2	32	0
4t)	Reed, Was. (TE)	5	45	9.0	14	0
7t)	Diggs, Min.	4	75	18.8	33	0
7t)	Ebron, Det. (TE)	4	55	13.8	29	1
7t)	Olsen, Car. (TE)	4	48	12.0	15	0
7t)	Britt, L.A.	4	41	10.3	15	0
7t)	Rudolph, Min. (TE)	4	40	10.0	18	1
7t)	Witten, Dal. (TE)	4	26	6.5	8	0
7t)	Kerley, S.F.	4	25	6.3	13	0
14t)	Cruz, NY-G	3	77	25.7	40	1
14t)	Nelson, G.B.	3	68	22.7	39	0
14t)	C. Thompson, Was. (RB)	3	57	19.0	38	0
14t)	Bryant, Dal.	3	51	17.0	18	0
14t)	Matthews, Phi.	3	46	15.3	22	0
14t)	Royal, Chi.	3	38	12.7	19	0
14t)	Fitzgerald, Ariz	3	32	10.7	11	0
14t)	Snead, N.O.	3	31	10.3	15	0
14t)	Tamme, Atl. (TE)	3	24	8.0	12	0
14t)	Baldwin, Sea.	3	23	7.7	10	0
14t)	Patton, S.F.	3	19	6.3	13	0
25t)	M. Jones, Det.	2	56	28.0	47	0
25t)	Coleman, Atl. (RB)	2	48	24.0	47	0
25t)	Ja. Brown, Ariz	2	45	22.5	27	0
25t)	Adams, G.B.	2	39	19.5	29t	1
25t)	Brate, T.B. (TE)	2	32	16.0	17	0
25t)	Evans, T.B.	2	29	14.5	19t	1
25t)	Dunbar, Dal. (RB)	2	26	13.0	16	0
25t)	Funchess, Car.	2	25	12.5	16t	1
25t)	Williams, Dal.	2	25	12.5	14	0
25t)	White, Chi.	2	24	12.0	19	0
25t)	Burton, Phi. (TE)	2	22	11.0	14	0
25t)	Richardson, Sea.	2	22	11.0	14	0
25t)	*Thomas, N.O.	2	21	10.5	17	0
25t)	C. Brown, Car.	2	19	9.5	11	0
25t)	Cadet, N.O. (RB)	2	17	8.5	10	0
25t)	Sanu, Atl.	2	17	8.5	15	0
25t)	Fells, Ariz (TE)	2	15	7.5	11	0
25t)	B. Cunningham, L.A. (RB)	2	14	7.0	7	0
25t)	Michael, Sea. (RB)	2	13	6.5	7	0
25t)	Floyd, Ariz	2	12	6.0	11	1
25t)	Austin, L.A.	2	11	5.5	6	0
25t)	Sproles, Phi. (RB)	2	11	5.5	9	0
25t)	Boldin, Det.	2	9	4.5	6	0
25t)	Crowder, Was.	2	9	4.5	7	0
25t)	Martin, T.B. (RB)	2	9	4.5	7	0
25t)	Tate, Det.	2	6	3.0	3	0

**WEEK 2 / THROUGH MONDAY, SEPTEMBER 19, 2016****NFC / LEADING SCORERS, NONKICKERS**

Rank	Player, Team	TD	Rush	Rec	Ret	X2	Pts
1t)	Benjamin, Car. (WR)	3	0	3	0	0	18
1t)	Fitzgerald, Ariz (WR)	3	0	3	0	0	18
1t)	Mathews, Phi. (RB)	3	3	0	0	0	18
4t)	Cooks, N.O. (WR)	2	0	2	0	0	12
4t)	*Elliott, Dal. (RB)	2	2	0	0	0	12
4t)	Evans, T.B. (WR)	2	0	2	0	0	12
4t)	Hyde, S.F. (RB)	2	2	0	0	0	12
4t)	J. Jones, Atl. (WR)	2	0	2	0	0	12
4t)	Langford, Chi. (RB)	2	2	0	0	0	12
4t)	McDonald, S.F. (TE)	2	0	2	0	0	12
4t)	Nelson, G.B. (WR)	2	0	2	0	0	12
4t)	Riddick, Det. (RB)	2	1	1	0	0	12
4t)	A. Rodgers, G.B. (QB)	2	2	0	0	0	12
4t)	Royal, Chi. (WR)	2	0	1	1	0	12
4t)	Snead, N.O. (WR)	2	0	2	0	0	12
16)	Sanu, Atl. (WR)	1	0	1	0	1	8
17t)	Abdullah, Det. (RB)	1	0	1	0	0	6
17t)	Adams, G.B. (WR)	1	0	1	0	0	6
17t)	Agholor, Phi. (WR)	1	0	1	0	0	6
17t)	Baldwin, Sea. (WR)	1	0	1	0	0	6
17t)	Boldin, Det. (WR)	1	0	1	0	0	6
17t)	Ja. Brown, Ariz (WR)	1	0	1	0	0	6
17t)	Burton, Phi. (TE)	1	0	1	0	0	6
17t)	Cadet, N.O. (RB)	1	0	1	0	0	6
17t)	Coleman, Atl. (RB)	1	1	0	0	0	6
17t)	Cooper, Ariz (DB)	1	0	0	1	0	6
17t)	Crowder, Was. (WR)	1	0	1	0	0	6
17t)	Cruz, NY-G (WR)	1	0	1	0	0	6
17t)	Diggs, Min. (WR)	1	0	1	0	0	6
17t)	Donnell, NY-G (TE)	1	0	1	0	0	6
17t)	Draughn, S.F. (RB)	1	1	0	0	0	6
17t)	Ebron, Det. (TE)	1	0	1	0	0	6
17t)	Floyd, Ariz (WR)	1	0	1	0	0	6
17t)	Funchess, Car. (WR)	1	0	1	0	0	6
17t)	Gabbert, S.F. (QB)	1	1	0	0	0	6
17t)	Thompson, Car. (LB)	1	0	0	1	0	6
17t)	Hardy, Atl. (WR)	1	0	1	0	0	6
17t)	Hunter, Min. (DE)	1	0	0	1	0	6
17t)	Jenkins, NY-G (DB)	1	0	0	1	0	6
17t)	C. Johnson, Ariz (RB)	1	1	0	0	0	6
17t)	D. Johnson, Ariz (RB)	1	1	0	0	0	6
17t)	Jones, Was. (RB)	1	1	0	0	0	6
17t)	Kendricks, Min. (LB)	1	0	0	1	0	6
17t)	Matthews, Phi. (WR)	1	0	1	0	0	6
17t)	A. Morris, Dal. (RB)	1	1	0	0	0	6
17t)	Myers, T.B. (TE)	1	0	1	0	0	6
17t)	Newton, Car. (QB)	1	1	0	0	0	6
17t)	Olsen, Car. (TE)	1	0	1	0	0	6
17t)	*Prescott, Dal. (QB)	1	1	0	0	0	6
17t)	Rudolph, Min. (TE)	1	0	1	0	0	6
17t)	Seferian-Jenkins, T.B. (TE)	1	0	1	0	0	6
17t)	*Shepard, NY-G (WR)	1	0	1	0	0	6
17t)	Sims, T.B. (RB)	1	0	1	0	0	6
17t)	T. Smith, S.F. (WR)	1	0	1	0	0	6
17t)	Tamme, Atl. (TE)	1	0	1	0	0	6
17t)	C. Thompson, Was. (RB)	1	1	0	0	0	6
17t)	*D. Washington, Det. (RB)	1	1	0	0	0	6

**WEEK 2 / THROUGH MONDAY, SEPTEMBER 19, 2016****NFC / LEADING SCORERS, KICKERS**

Rank	Player, Team	PAT	FG	Pct	Long	Pts
1)	Gano, Car.	6/ 7	6/ 7	.857	49	24
2)	Bailey, Dal.	4/ 4	6/ 6	1.000	56	22
3)	Hopkins, Was.	3/ 3	6/ 6	1.000	40	21
4)	Sturgis, Phi.	5/ 6	5/ 6	.833	53	20
5)	Bryant, Atl.	4/ 4	5/ 5	1.000	34	19
6)	Walsh, Min.	3/ 4	5/ 7	.714	50	18
7)	*Lutz, N.O.	5/ 5	4/ 7	.571	45	17
8)	Prater, Det.	5/ 6	3/ 3	1.000	43	14
9t)	Catanzaro, Ariz	7/ 8	2/ 3	.667	40	13
9t)	Dawson, S.F.	7/ 7	2/ 2	1.000	39	13
11)	Crosby, G.B.	5/ 5	2/ 2	1.000	25	11
12)	Brown, NY-G	1/ 1	3/ 4	.750	48	10
13t)	Hauschka, Sea.	0/ 1	3/ 3	1.000	39	9
13t)	Zuerlein, L.A.	0/ 0	3/ 3	1.000	47	9
15)	*Aguayo, T.B.	5/ 5	1/ 2	.500	43	8
16)	Barth, Chi.	4/ 4	0/ 1	.000	--	4
17)	Bullock, NY-G	2/ 3	0/ 0	---	--	2

**NFC / TOUCHBACKS ON KICKOFFS**

Rank	Player, Team	TB
1)	Gano, Car.	11
2)	Catanzaro, Ariz	10
3)	Bosher, Atl.	9
4t)	Hopkins, Was.	8
4t)	Sturgis, Phi.	8
6t)	Bailey, Dal.	7
6t)	*Lutz, N.O.	7
6t)	Martin, Det.	7
9t)	*Aguayo, T.B.	5
9t)	Crosby, G.B.	5
9t)	Walsh, Min.	5
12)	Zuerlein, L.A.	4
13t)	Bullock, NY-G	3
13t)	Pinion, S.F.	3
15t)	Brown, NY-G	2
15t)	Hauschka, Sea.	2

**WEEK 2 / THROUGH MONDAY, SEPTEMBER 19, 2016****NFC / MOST YARDS FROM SCRIMMAGE**

Rank	Player, Team	Total			Rushing			Receiving		
		Yards	Att+Rec	Avg	Yards	Att	Avg	Yards	Rec	Avg
1)	Diggs, Min. (WR)	284	17	16.7	-1	1	-1.0	285	16	17.8
2)	D. Johnson, Ariz (RB)	275	35	7.9	134	28	4.8	141	7	20.1
3)	Snead, N.O. (WR)	226	14	16.1	0	0	---	226	14	16.1
4)	Cooks, N.O. (WR)	222	14	15.9	11	1	11.0	211	13	16.2
5)	M. Jones, Det. (WR)	203	12	16.9	0	0	---	203	12	16.9
6)	Jeffery, Chi. (WR)	201	9	22.3	0	0	---	201	9	22.3
7)	Benjamin, Car. (WR)	199	13	15.3	0	0	---	199	13	15.3
8)	Olsen, Car. (TE)	195	12	16.3	0	0	---	195	12	16.3
9)	Coleman, Atl. (RB)	188	27	7.0	68	20	3.4	120	7	17.1
10)	Matthews, Phi. (WR)	185	13	14.2	0	0	---	185	13	14.2
11)	Riddick, Det. (RB)	173	27	6.4	82	18	4.6	91	9	10.1
12)	J. Jones, Atl. (WR)	172	9	19.1	0	0	---	172	9	19.1
13)	Evans, T.B. (WR)	169	11	15.4	0	0	---	169	11	15.4
14)	Fitzgerald, Ariz (WR)	162	14	11.6	0	0	---	162	14	11.6
15)	Britt, L.A. (WR)	161	10	16.1	0	0	---	161	10	16.1
16)	*Shepard, NY-G (WR)	160	11	14.5	0	0	---	160	11	14.5
17)	Beckham, NY-G (WR)	159	12	13.3	0	0	---	159	12	13.3
18)	Abdullah, Det. (RB)	158	23	6.9	101	18	5.6	57	5	11.4
19)	Michael, Sea. (RB)	157	30	5.2	126	25	5.0	31	5	6.2
20)	Whittaker, Car. (RB)	148	23	6.4	113	19	5.9	35	4	8.8
21)	Hyde, S.F. (RB)	145	42	3.5	122	37	3.3	23	5	4.6
22)	D. Jackson, Was. (WR)	142	9	15.8	0	0	---	142	9	15.8
23)	Beasley, Dal. (WR)	140	13	10.8	0	0	---	140	13	10.8
24)	*Elliott, Dal. (RB)	139	44	3.2	134	41	3.3	5	3	1.7
25t)	Ingram, N.O. (RB)	134	27	5.0	88	21	4.2	46	6	7.7
25t)	Reed, Was. (TE)	134	12	11.2	0	0	---	134	12	11.2
27)	Freeman, Atl. (RB)	133	32	4.2	113	28	4.0	20	4	5.0
28)	Lacy, G.B. (RB)	128	27	4.7	111	26	4.3	17	1	17.0
29)	Vereen, NY-G (RB)	127	26	4.9	80	20	4.0	47	6	7.8
30)	Tamme, Atl. (TE)	126	11	11.5	0	0	---	126	11	11.5
31)	Cruz, NY-G (WR)	125	8	15.6	0	0	---	125	8	15.6
32)	Martin, T.B. (RB)	119	30	4.0	85	25	3.4	34	5	6.8
33)	Jennings, NY-G (RB)	118	34	3.5	102	31	3.3	16	3	5.3
34)	Witten, Dal. (TE)	117	12	9.8	0	0	---	117	12	9.8
35)	Lockett, Sea. (WR)	116	7	16.6	0	0	---	116	7	16.6
36)	*Thomas, N.O. (WR)	114	10	11.4	0	0	---	114	10	11.4
37t)	Baldwin, Sea. (WR)	112	12	9.3	0	0	---	112	12	9.3
37t)	Gurley, L.A. (RB)	112	38	2.9	98	36	2.7	14	2	7.0
37t)	Mathews, Phi. (RB)	112	32	3.5	109	31	3.5	3	1	3.0
40)	Cobb, G.B. (WR)	111	15	7.4	12	4	3.0	99	11	9.0
41)	Bryant, Dal. (WR)	110	8	13.8	0	0	---	110	8	13.8
42)	Royal, Chi. (WR)	109	8	13.6	0	0	---	109	8	13.6
43)	Humphries, T.B. (WR)	108	10	10.8	7	1	7.0	101	9	11.2
44)	Nelson, G.B. (WR)	105	11	9.5	0	0	---	105	11	9.5
45t)	Agholor, Phi. (WR)	99	8	12.4	0	0	---	99	8	12.4
45t)	Ebron, Det. (TE)	99	9	11.0	0	0	---	99	9	11.0
45t)	Sanu, Atl. (WR)	99	8	12.4	0	0	---	99	8	12.4
48t)	*Hooper, Atl. (TE)	98	4	24.5	0	0	---	98	4	24.5
48t)	Jones, Was. (RB)	98	22	4.5	85	20	4.3	13	2	6.5
50t)	Crowder, Was. (WR)	97	12	8.1	0	0	---	97	12	8.1
50t)	Langford, Chi. (RB)	97	31	3.1	85	28	3.0	12	3	4.0
50t)	C. Thompson, Was. (RB)	97	11	8.8	24	6	4.0	73	5	14.6

**WEEK 2 / THROUGH MONDAY, SEPTEMBER 19, 2016****NFC / LEADERS IN FIRST DOWNS**

Rank	Player, Team	Rush	Rec	Tot
1t)	Diggs, Min. (WR)	0	12	12
1t)	Snead, N.O. (WR)	0	12	12
3t)	Benjamin, Car. (WR)	0	11	11
3t)	*Elliott, Dal. (RB)	11	0	11
3t)	Fitzgerald, Ariz (WR)	0	11	11
6)	Abdullah, Det. (RB)	6	4	10
7t)	Baldwin, Sea. (WR)	0	9	9
7t)	Beasley, Dal. (WR)	0	9	9
7t)	Beckham, NY-G (WR)	0	9	9
7t)	Britt, L.A. (WR)	0	9	9
7t)	D. Johnson, Ariz (RB)	5	4	9
7t)	Matthews, Phi. (WR)	0	9	9
7t)	Olsen, Car. (TE)	0	9	9
14t)	Cooks, N.O. (WR)	1	7	8
14t)	Evans, T.B. (WR)	0	8	8
14t)	Hyde, S.F. (RB)	7	1	8
14t)	Jeffery, Chi. (WR)	0	8	8
14t)	M. Jones, Det. (WR)	0	8	8
14t)	Martin, T.B. (RB)	7	1	8
14t)	Mathews, Phi. (RB)	8	0	8
14t)	*Shepard, NY-G (WR)	0	8	8
14t)	Tamme, Atl. (TE)	0	8	8
23t)	Cobb, G.B. (WR)	2	5	7
23t)	Coleman, Atl. (RB)	2	5	7
23t)	Freeman, Atl. (RB)	7	0	7
23t)	D. Jackson, Was. (WR)	0	7	7
23t)	Jennings, NY-G (RB)	7	0	7
23t)	J. Jones, Atl. (WR)	0	7	7
23t)	Reed, Was. (TE)	0	7	7
23t)	Riddick, Det. (RB)	3	4	7
31t)	Boldin, Det. (WR)	0	6	6
31t)	Ebron, Det. (TE)	0	6	6
31t)	Gurley, L.A. (RB)	5	1	6
31t)	Kerley, S.F. (WR)	0	6	6
31t)	Michael, Sea. (RB)	6	0	6
31t)	Nelson, G.B. (WR)	0	6	6
31t)	Royal, Chi. (WR)	0	6	6
31t)	Rudolph, Min. (TE)	0	6	6
31t)	Vereen, NY-G (RB)	4	2	6
31t)	Whittaker, Car. (RB)	5	1	6
41t)	Bryant, Dal. (WR)	0	5	5
41t)	Burton, Phi. (TE)	0	5	5
41t)	Crowder, Was. (WR)	0	5	5
41t)	Floyd, Ariz (WR)	0	5	5
41t)	Gabbert, S.F. (QB)	5	0	5
41t)	Ingram, N.O. (RB)	3	2	5
41t)	Lacy, G.B. (RB)	4	1	5
41t)	Langford, Chi. (RB)	5	0	5
41t)	Newton, Car. (QB)	5	0	5
41t)	Patton, S.F. (WR)	0	5	5
41t)	A. Rodgers, G.B. (QB)	5	0	5
41t)	Thielen, Min. (WR)	0	5	5
41t)	*Thomas, N.O. (WR)	0	5	5
41t)	Witten, Dal. (TE)	0	5	5



**WEEK 2 / THROUGH MONDAY, SEPTEMBER 19, 2016****NFC / LEADING PUNTERS**

Rank	Player, Team	No	Yards	Lg	Avg	TB	Blk	Dwn	OB	Opp Ret	Ret Yds	In 20	Net Avg
1)	Lee, Car.	7	375	76	53.6	2	0	1	0	2	26	3	44.1
2)	Wing, NY-G	7	373	63	53.3	3	0	0	0	4	43	0	38.6
3)	Morstead, N.O.	9	478	66	53.1	3	0	1	2	3	25	4	43.7
4)	Martin, Det.	9	452	63	50.2	0	0	1	1	4	22	7	47.8
5)	C. Jones, Dal.	6	289	56	48.2	0	0	1	1	3	47	2	40.3
6)	Anger, T.B.	11	529	59	48.1	1	0	1	0	3	29	5	43.6
7)	D. Jones, Phi.	11	513	72	46.6	3	0	3	0	1	65	4	35.3
8)	Pinion, S.F.	14	637	55	45.5	0	0	1	0	7	66	5	40.8
9)	Ryan, Sea.	13	562	51	43.2	1	0	1	1	7	47	4	38.1
10)	Schum, G.B.	9	377	56	41.9	0	0	1	3	1	14	1	40.3
11)	Hekker, L.A.	16	668	54	41.8	0	0	0	1	2	11	10	41.1
12)	Dr. Butler, Ariz	11	459	50	41.7	0	0	0	0	7	61	5	36.2
13)	O'Donnell, Chi.	11	447	51	40.6	0	0	1	0	3	29	3	38.0
14)	Bosher, Atl.	8	325	60	40.6	1	0	1	0	1	0	5	38.1
15)	Locke, Min.	10	386	51	38.6	0	0	1	0	2	16	6	37.0

**NFC / LEADING PUNTERS, NET AVERAGE**

Rank	Player, Team	No	Yards	Lg	Avg	TB	Blk	Dwn	OB	Opp Ret	Ret Yds	In 20	Net Avg
1)	Martin, Det.	9	452	63	50.2	0	0	1	1	4	22	7	47.8
2)	Lee, Car.	7	375	76	53.6	2	0	1	0	2	26	3	44.1
3)	Morstead, N.O.	9	478	66	53.1	3	0	1	2	3	25	4	43.7
4)	Anger, T.B.	11	529	59	48.1	1	0	1	0	3	29	5	43.6
5)	Hekker, L.A.	16	668	54	41.8	0	0	0	1	2	11	10	41.1
6)	Pinion, S.F.	14	637	55	45.5	0	0	1	0	7	66	5	40.8
7t)	C. Jones, Dal.	6	289	56	48.2	0	0	1	1	3	47	2	40.3
7t)	Schum, G.B.	9	377	56	41.9	0	0	1	3	1	14	1	40.3
9)	Wing, NY-G	7	373	63	53.3	3	0	0	0	4	43	0	38.6
10)	Bosher, Atl.	8	325	60	40.6	1	0	1	0	1	0	5	38.1
11)	Ryan, Sea.	13	562	51	43.2	1	0	1	1	7	47	4	38.1
12)	O'Donnell, Chi.	11	447	51	40.6	0	0	1	0	3	29	3	38.0
13)	Locke, Min.	10	386	51	38.6	0	0	1	0	2	16	6	37.0
14)	Dr. Butler, Ariz	11	459	50	41.7	0	0	0	0	7	61	5	36.2
15)	D. Jones, Phi.	11	513	72	46.6	3	0	3	0	1	65	4	35.3

**WEEK 2 / THROUGH MONDAY, SEPTEMBER 19, 2016****NFC / PUNT RETURN LEADERS**

Rank	Player, Team	Ret	FC	Yards	Avg	Long	TD
1)	Weems, Atl.	4	4	96	24.0	73	0
2)	Royal, Chi.	5	4	105	21.0	65t	1
3)	Crowder, Was.	3	1	47	15.7	21	0
4)	Sproles, Phi.	4	4	59	14.8	40	0
5)	Lockett, Sea.	3	7	40	13.3	22	0
6)	Humphries, T.B.	5	5	43	8.6	25	0
7)	Ginn, Car.	5	3	40	8.0	16	0
8)	Whitehead, Dal.	3	0	23	7.7	9	0
9)	Austin, L.A.	7	4	53	7.6	28	0
10)	Roberts, Det.	3	0	22	7.3	13	0
11)	Sherels, Min.	3	4	10	3.3	12	0

**NFC / KICKOFF RETURN LEADERS**

Rank	Player, Team	Ret	Yards	Avg	Long	TD
1)	Patterson, Min.	3	123	41.0	61	0
2)	Weems, Atl.	3	85	28.3	34	0
3)	Thompson, Chi.	7	145	20.7	26	0
4)	Ginn, Car.	7	139	19.9	59	0
5)	Murphy, N.O.	5	86	17.2	26	0
6)	Ellington, Ariz	4	61	15.3	21	0

**WEEK 2 / THROUGH MONDAY, SEPTEMBER 19, 2016****NFC / LEADERS IN INTERCEPTIONS**

Rank	Player, Team	Int	Yards	Avg	Long	TD
1)	Cooper, Ariz	2	83	41.5	60t	1
2t)	Kendricks, Min.	1	77	77.0	77t	1
2t)	Bradham, Phi.	1	28	28.0	28	0
2t)	Breeland, Was.	1	26	26.0	26	0
2t)	Peterson, Ariz	1	25	25.0	25	0
2t)	*Bradberry, Car.	1	16	16.0	16	0
2t)	Thomas, G.B.	1	9	9.0	9	0
2t)	Trufant, Atl.	1	9	9.0	9	0
2t)	Armstrong, S.F.	1	5	5.0	5	0
2t)	McLeod, Phi.	1	5	5.0	5	0
2t)	Davis, Car.	1	4	4.0	4	0
2t)	Waynes, Min.	1	4	4.0	4	0
2t)	Porter, Chi.	1	3	3.0	3	0
2t)	Benwikere, Car.	1	1	1.0	1	0
2t)	Kuechly, Car.	1	1	1.0	1	0
2t)	Bethea, S.F.	1	0	0.0	0	0
2t)	Bowman, S.F.	1	0	0.0	0	0
2t)	Carr, Dal.	1	0	0.0	0	0
2t)	Church, Dal.	1	0	0.0	0	0
2t)	Quin, Det.	1	0	0.0	0	0
2t)	Swearinger, Ariz	1	0	0.0	0	0

**WEEK 2 / THROUGH MONDAY, SEPTEMBER 19, 2016****NFC / LEADERS IN SACKS**

Rank	Player, Team	Sacks
1t)	Clark, Sea. (DE)	3.0
1t)	Hyder, Det. (DE)	3.0
3t)	Bennett, Sea. (DE)	2.0
3t)	M. Golden, Ariz (LB)	2.0
3t)	Graham, Phi. (DE)	2.0
3t)	Hunter, Min. (DE)	2.0
3t)	Jones, Ariz (LB)	2.0
3t)	Joseph, Min. (DT)	2.0
3t)	Matthews, G.B. (LB)	2.0
10t)	Kerrigan, Was. (LB)	1.5
10t)	Murphy, Was. (DE)	1.5
10t)	Peppers, G.B. (LB)	1.5
10t)	Perry, G.B. (LB)	1.5
10t)	Taylor, Det. (DE)	1.5
15t)	Acho, Chi. (LB)	1.0
15t)	Addison, Car. (DE)	1.0
15t)	Alexander, T.B. (LB)	1.0
15t)	Armstead, S.F. (DE)	1.0
15t)	Avril, Sea. (DE)	1.0
15t)	Ayers, T.B. (DE)	1.0
15t)	Barwin, Phi. (DE)	1.0
15t)	Beasley, Atl. (LB)	1.0
15t)	Boston, Car. (DB)	1.0
15t)	Brooks, S.F. (LB)	1.0
15t)	Bruton, Was. (DB)	1.0
15t)	Burnett, G.B. (DB)	1.0
15t)	*Butler, Car. (DT)	1.0
15t)	Collins, NY-G (DB)	1.0
15t)	Cox, Phi. (DT)	1.0
15t)	J. Crawford, Dal. (DE)	1.0
15t)	T. Crawford, Dal. (DT)	1.0
15t)	Daniels, G.B. (DE)	1.0
15t)	Griffen, Min. (DE)	1.0
15t)	Hall, NY-G (DB)	1.0
15t)	Hayes, L.A. (DE)	1.0
15t)	Hodges, S.F. (LB)	1.0
15t)	Jenkins, Phi. (DB)	1.0
15t)	Tom Johnson, Min. (DT)	1.0
15t)	Jordan, N.O. (DE)	1.0
15t)	Lotulelei, Car. (DT)	1.0
15t)	Marsh, Sea. (DE)	1.0
15t)	Mauti, N.O. (LB)	1.0
15t)	Mayowa, Dal. (DE)	1.0
15t)	McCoy, T.B. (DT)	1.0
15t)	Quinn, L.A. (DE)	1.0
15t)	Robison, Min. (DE)	1.0
15t)	Scandrick, Dal. (DB)	1.0
15t)	*N. Spence, T.B. (DE)	1.0
15t)	Trevathan, Chi. (LB)	1.0
15t)	*Vaeao, Phi. (DT)	1.0
15t)	Wright, Sea. (LB)	1.0
15t)	W. Young, Chi. (LB)	1.0

**WEEK 2 / THROUGH MONDAY, SEPTEMBER 19, 2016****NFC / FUMBLE RECOVERIES**

Rank	Player, Team	TotRec	OffRec	DefRec
1t)	Cutler, Chi.	2	2	0
1t)	Thompson, Car.	2	0	2
1t)	Sendejo, Min.	2	0	2
4t)	Armstrong, S.F.	1	0	1
4t)	R. Brooks, Phi.	1	0	1
4t)	Campbell, Ariz	1	0	1
4t)	Cobb, G.B.	1	0	1
4t)	Cook, G.B.	1	1	0
4t)	Draughn, S.F.	1	0	1
4t)	Free, Dal.	1	1	0
4t)	Garcon, Was.	1	1	0
4t)	Harold, S.F.	1	0	1
4t)	*D. Harris, N.O.	1	0	1
4t)	Hicks, Phi.	1	0	1
4t)	Hunter, Min.	1	0	1
4t)	Hyde, G.B.	1	1	0
4t)	Jefferson, Ariz	1	0	1
4t)	Jennings, NY-G	1	1	0
4t)	T. Johnson, L.A.	1	0	1
4t)	Jones, Ariz	1	0	1
4t)	Kruger, N.O.	1	0	1
4t)	Laurinaitis, N.O.	1	0	1
4t)	Ogletree, L.A.	1	0	1
4t)	Palmer, Ariz	1	1	0
4t)	Phillips, Was.	1	0	1
4t)	Ryan, Sea.	1	1	0
4t)	Sproles, Phi.	1	1	0
4t)	Stephen, Min.	1	0	1
4t)	Thielen, Min.	1	1	0
4t)	*Thomas, N.O.	1	1	0
4t)	Tretter, G.B.	1	1	0
4t)	*Wentz, Phi.	1	1	0

**NFC / OFFENSIVE FUMBLE RECOVERIES**

Rank	Player, Team	Ret	Yards	Avg	Long	TD
1)	Cutler, Chi.	2	0	0.0	0	0
2t)	*Thomas, N.O.	1	10	10.0	10	0
2t)	Garcon, Was.	1	7	7.0	7	0
2t)	Jennings, NY-G	1	4	4.0	4	0
2t)	Cook, G.B.	1	0	0.0	0	0
2t)	Free, Dal.	1	0	0.0	0	0
2t)	Hyde, G.B.	1	0	0.0	0	0
2t)	Palmer, Ariz	1	0	0.0	0	0
2t)	Ryan, Sea.	1	0	0.0	0	0
2t)	Sproles, Phi.	1	0	0.0	0	0
2t)	Thielen, Min.	1	0	0.0	0	0
2t)	Tretter, G.B.	1	0	0.0	0	0
2t)	*Wentz, Phi.	1	0	0.0	0	0

**NFC / DEFENSIVE FUMBLE RECOVERIES**

Rank	Player, Team	Ret	Yards	Avg	Long	TD
1t)	Thompson, Car.	2	9	4.5	9t	1
1t)	Sendejo, Min.	2	5	2.5	3	0
3t)	Hunter, Min.	1	24	24.0	24t	1
3t)	Harold, S.F.	1	19	19.0	19	0
3t)	Kruger, N.O.	1	1	1.0	1	0
3t)	Armstrong, S.F.	1	0	0.0	0	0
3t)	R. Brooks, Phi.	1	0	0.0	0	0
3t)	Campbell, Ariz	1	0	0.0	0	0
3t)	Cobb, G.B.	1	0	0.0	0	0
3t)	Draughn, S.F.	1	0	0.0	0	0
3t)	*D. Harris, N.O.	1	0	0.0	0	0
3t)	Hicks, Phi.	1	0	0.0	0	0
3t)	Jefferson, Ariz	1	0	0.0	0	0
3t)	T. Johnson, L.A.	1	0	0.0	0	0
3t)	Jones, Ariz	1	0	0.0	0	0
3t)	Laurinaitis, N.O.	1	0	0.0	0	0
3t)	Ogletree, L.A.	1	0	0.0	0	0
3t)	Phillips, Was.	1	0	0.0	0	0
3t)	Stephen, Min.	1	0	0.0	0	0

**WEEK 2 / THROUGH MONDAY, SEPTEMBER 19, 2016**

**NFL / LEADING PASSERS**

Player, Team	Att	Comp	Pct		Avg			Pct			Pct Rating	
			Comp	Yds	Gain	TD	TD	Long	Int	Int	Points	
Ryan, Atl.	73	53	72.6	730	10.00	5	6.8	59	1	1.4	121.4	
Bradford, Min.	31	22	71.0	286	9.23	2	6.5	46	0	0.0	121.2	
Rivers, S.D.	60	42	70.0	463	7.72	5	8.3	45t	0	0.0	120.3	
Garoppolo, N.E.	60	42	70.0	498	8.30	4	6.7	37t	0	0.0	117.2	
Palmer, Ariz	68	42	61.8	579	8.51	5	7.4	58	0	0.0	113.5	
Brees, N.O.	86	57	66.3	686	7.98	5	5.8	98t	0	0.0	109.9	
Carr, Oak.	83	58	69.9	618	7.45	4	4.8	43	0	0.0	107.4	
Manning, NY-G	69	51	73.9	575	8.33	3	4.3	45	1	1.4	106.9	
Stafford, Det.	79	53	67.1	600	7.59	4	5.1	47	1	1.3	101.2	
Taylor, Buf.	52	33	63.5	408	7.85	3	5.8	84t	1	1.9	98.9	
Fitzpatrick, NY-J	69	43	62.3	563	8.16	3	4.3	37	1	1.4	96.5	
Roethlisberger, Pit.	74	46	62.2	559	7.55	6	8.1	53	3	4.1	95.5	
Dalton, Cin.	84	54	64.3	732	8.71	2	2.4	54t	1	1.2	94.9	
Luck, Ind.	87	52	59.8	582	6.69	5	5.7	51	1	1.1	94.1	
*Wentz, Phi.	71	43	60.6	468	6.59	3	4.2	35t	0	0.0	94.1	
Mariota, Ten.	74	50	67.6	509	6.88	4	5.4	32	2	2.7	93.8	
Newton, Car.	73	42	57.5	547	7.49	5	6.8	78t	2	2.7	92.7	
Tannehill, Mia.	74	48	64.9	575	7.77	2	2.7	50	2	2.7	86.3	
A. Smith, K.C.	85	54	63.5	549	6.46	2	2.4	45	1	1.2	84.9	
Flacco, Bal.	78	47	60.3	560	7.18	3	3.8	66t	2	2.6	84.3	
*Prescott, Dal.	75	47	62.7	519	6.92	0	0.0	29	0	0.0	83.1	
A. Rodgers, G.B.	70	40	57.1	412	5.89	3	4.3	39	1	1.4	82.6	
Bortles, Jac.	89	55	61.8	649	7.29	3	3.4	38	3	3.4	81.2	
Wilson, Sea.	78	49	62.8	512	6.56	1	1.3	53	1	1.3	80.7	
McCown, Cle.	33	20	60.6	260	7.88	2	6.1	47	2	6.1	80.4	
Osweiler, Hou.	68	41	60.3	499	7.34	3	4.4	53	3	4.4	79.2	
Cousins, Was.	89	58	65.2	693	7.79	1	1.1	57	3	3.4	78.5	
Hill, Min.	33	18	54.5	236	7.15	0	0.0	33	0	0.0	77.3	
Cutler, Chi.	46	28	60.9	373	8.11	1	2.2	54	2	4.3	75.7	
Gabbert, S.F.	71	39	54.9	413	5.82	3	4.2	75t	2	2.8	74.4	
Siemian, Den.	59	40	67.8	444	7.53	1	1.7	44	3	5.1	74.4	
Winston, T.B.	84	50	59.5	524	6.24	5	6.0	45t	5	6.0	72.7	
Keenum, L.A.	65	35	53.8	369	5.68	0	0.0	44	2	3.1	57.8	

**NFL / LEADING PASSERS, RANKS**

Player, Team	Att	Comp	Pct		Avg			Pct			Pct Rating	
			Comp	Yds	Gain	TD	TD	Long	Int	Int	Points	
Ryan, Atl.	16t	7t	2	2	1	2t	4t	10t	15	1		
Bradford, Min.	33	31	3	31	2	22t	7	1t	1t	2		
Rivers, S.D.	26t	20t	4t	24	14	2t	1	1t	1t	3		
Garoppolo, N.E.	26t	20t	4t	22	6	9t	6	1t	1t	4		
Palmer, Ariz	23t	20t	21	9	4	2t	3	1t	1t	5		
Brees, N.O.	4	3	10	4	9	2t	10	1t	1t	6		
Carr, Oak.	8	1t	6	6	19	9t	15	1t	1t	7		
Manning, NY-G	21t	10	1	10t	5	13t	17t	10t	17t	8		
Stafford, Det.	9	7t	9	7	15	9t	14	10t	13	9		
Taylor, Buf.	29	29	15	28	11	13t	11	10t	19	10		
Fitzpatrick, NY-J	21t	18t	18	12	7	13t	17t	10t	17t	11		
Roethlisberger, Pit.	13t	17	19	14	16	1	2	28t	28	12		
Dalton, Cin.	6t	5t	13	1	3	22t	25	10t	12	13		
Luck, Ind.	3	9	27	8	26	2t	12	10t	10	14		
*Wentz, Phi.	18t	18t	24	23	27	13t	20t	1t	1t	15		
Mariota, Ten.	13t	11t	8	20	25	9t	13	20t	21t	16		
Newton, Car.	16t	20t	29	16	18	2t	4t	20t	23	17		
Tannehill, Mia.	13t	14	12	10t	13	22t	24	20t	21t	18		
A. Smith, K.C.	5	5t	14	15	29	22t	26	10t	11	19		
Flacco, Bal.	10t	15t	26	13	22	13t	22	20t	20	20		
*Prescott, Dal.	12	15t	17	18	24	31t	31t	1t	1t	21		
A. Rodgers, G.B.	20	25t	30	27	31	13t	19	10t	16	22		
Bortles, Jac.	1t	4	20	5	21	13t	23	28t	26t	23		
Wilson, Sea.	10t	13	16	19	28	27t	29	10t	14	24		
McCown, Cle.	31t	32	23	32	10	22t	8	20t	33	25		
Osweiler, Hou.	23t	24	25	21	20	13t	16	28t	30	26		
Cousins, Was.	1t	1t	11	3	12	27t	30	28t	26t	27		
Hill, Min.	31t	33	32	33	23	31t	31t	1t	1t	28		
Cutler, Chi.	30	30	22	29	8	27t	27	20t	29	29		
Gabbert, S.F.	18t	27	31	26	32	13t	20t	20t	24	30		
Siemian, Den.	28	25t	7	25	17	27t	28	28t	31	31		
Winston, T.B.	6t	11t	28	17	30	2t	9	33	32	32		
Keenum, L.A.	25	28	33	30	33	31t	31t	20t	25	33		

**WEEK 2 / THROUGH MONDAY, SEPTEMBER 19, 2016****NFL / FOURTH-QUARTER PASSING LEADERS**

Rank	Player, Team	Att	Comp	Comp%	Yards	YPA	TD	TD%	Int	Int%	Rating
1)	Mariota, Ten.	25	18	72.0	181	7.24	3	12.0	0	0.0	131.8
2)	Carr, Oak.	25	15	60.0	209	8.36	3	12.0	0	0.0	126.5
3)	Roethlisberger, Pit.	14	11	78.6	109	7.79	1	7.1	0	0.0	122.9
4)	Dalton, Cin.	21	17	81.0	186	8.86	1	4.8	0	0.0	119.4
5)	Osweiler, Hou.	13	8	61.5	123	9.46	1	7.7	0	0.0	118.4
6)	Palmer, Ariz	16	12	75.0	114	7.13	1	6.3	0	0.0	115.1
7)	Manning, NY-G	21	15	71.4	184	8.76	1	4.8	0	0.0	114.0
8)	Ryan, Atl.	22	15	68.2	195	8.86	1	4.5	0	0.0	111.0
9)	Brees, N.O.	24	14	58.3	186	7.75	2	8.3	0	0.0	110.8
10)	Luck, Ind.	36	25	69.4	247	6.86	3	8.3	1	2.8	104.7
11)	Siemian, Den.	10	5	50.0	66	6.60	1	10.0	0	0.0	104.6
12)	Wilson, Sea.	24	15	62.5	193	8.04	1	4.2	0	0.0	101.6
13)	Bortles, Jac.	35	22	62.9	229	6.54	2	5.7	0	0.0	100.8
14)	Hill, Min.	7	4	57.1	73	10.43	0	0.0	0	0.0	93.2
15)	Hoyer, Chi.	11	8	72.7	73	6.64	0	0.0	0	0.0	90.3
16)	Stafford, Det.	22	15	68.2	182	8.27	1	4.5	1	4.5	89.6
17)	Garoppolo, N.E.	9	6	66.7	67	7.44	0	0.0	0	0.0	88.7
18)	Tannehill, Mia.	24	15	62.5	205	8.54	1	4.2	1	4.2	86.3
19)	A. Smith, K.C.	36	24	66.7	265	7.36	1	2.8	1	2.8	86.0
20)	Flacco, Bal.	12	7	58.3	96	8.00	0	0.0	0	0.0	84.0
21)	Taylor, Buf.	15	10	66.7	109	7.27	1	6.7	1	6.7	82.4
22)	*Wentz, Phi.	9	6	66.7	47	5.22	0	0.0	0	0.0	79.4
23)	Newton, Car.	22	12	54.5	147	6.68	1	4.5	1	4.5	71.6
24)	Gabbert, S.F.	21	10	47.6	185	8.81	2	9.5	2	9.5	70.6
25)	Cutler, Chi.	11	6	54.5	60	5.45	0	0.0	0	0.0	70.3
26)	*Prescott, Dal.	24	12	50.0	132	5.50	0	0.0	0	0.0	66.7
27)	Keenum, L.A.	18	9	50.0	85	4.72	0	0.0	0	0.0	63.4
28)	Fitzpatrick, NY-J	12	7	58.3	135	11.25	0	0.0	1	8.3	62.8
29)	Rivers, S.D.	12	6	50.0	46	3.83	0	0.0	0	0.0	59.7
30)	Cousins, Was.	30	18	60.0	251	8.37	0	0.0	2	6.7	59.2
31)	McCown, Cle.	11	8	72.7	60	5.45	0	0.0	1	9.1	47.5
32)	A. Rodgers, G.B.	15	7	46.7	100	6.67	0	0.0	1	6.7	41.0
33)	Griffin III, Cle.	6	1	16.7	3	0.50	0	0.0	0	0.0	39.6
34)	Winston, T.B.	17	6	35.3	47	2.76	0	0.0	1	5.9	19.5

**NFL / THIRD-DOWN PASSING LEADERS**

Rank	Player, Team	Att	Comp	Comp%	Yards	YPA	TD	TD%	Int	Int%	Rating
1)	Garoppolo, N.E.	17	14	82.4	197	11.59	2	11.8	0	0.0	154.2
2)	McCown, Cle.	12	9	75.0	167	13.92	1	8.3	0	0.0	144.4
3)	Manning, NY-G	19	11	57.9	191	10.05	2	10.5	0	0.0	127.3
4)	Flacco, Bal.	21	15	71.4	233	11.10	1	4.8	0	0.0	123.7
5)	Taylor, Buf.	14	10	71.4	220	15.71	2	14.3	1	7.1	123.5
6)	Roethlisberger, Pit.	27	18	66.7	234	8.67	2	7.4	0	0.0	118.4
7)	Newton, Car.	21	15	71.4	204	9.71	1	4.8	0	0.0	118.0
8)	Rivers, S.D.	18	11	61.1	174	9.67	1	5.6	0	0.0	111.8
9)	Palmer, Ariz	17	11	64.7	137	8.06	1	5.9	0	0.0	109.2
10)	Ryan, Atl.	18	12	66.7	131	7.28	1	5.6	0	0.0	106.5
11)	*Prescott, Dal.	24	19	79.2	192	8.00	0	0.0	0	0.0	100.0
12)	Hill, Min.	10	6	60.0	111	11.10	0	0.0	0	0.0	98.3
13)	Tannehill, Mia.	20	13	65.0	175	8.75	0	0.0	0	0.0	92.7
14)	Mariota, Ten.	17	12	70.6	127	7.47	0	0.0	0	0.0	92.0
15)	Winston, T.B.	19	10	52.6	110	5.79	1	5.3	0	0.0	87.6
16)	Stafford, Det.	18	12	66.7	147	8.17	1	5.6	1	5.6	87.0
17)	A. Rodgers, G.B.	21	12	57.1	195	9.29	1	4.8	1	4.8	84.4
18)	Osweiler, Hou.	24	14	58.3	208	8.67	1	4.2	1	4.2	83.3
19)	Gabbert, S.F.	22	12	54.5	55	2.50	1	4.5	0	0.0	75.2
20)	Luck, Ind.	21	13	61.9	125	5.95	1	4.8	1	4.8	74.5
21)	Carr, Oak.	19	11	57.9	93	4.89	0	0.0	0	0.0	70.7
22)	Fitzpatrick, NY-J	18	11	61.1	154	8.56	0	0.0	1	5.6	65.5
23)	Brees, N.O.	17	9	52.9	71	4.18	0	0.0	0	0.0	63.6
24)	*Wentz, Phi.	19	9	47.4	92	4.84	0	0.0	0	0.0	61.7
25)	Bortles, Jac.	18	11	61.1	128	7.11	1	5.6	2	11.1	61.6
26)	Cutler, Chi.	14	6	42.9	67	4.79	0	0.0	0	0.0	57.7
27)	Keenum, L.A.	21	10	47.6	74	3.52	0	0.0	0	0.0	56.4
28)	Siemian, Den.	13	9	69.2	85	6.54	0	0.0	1	7.7	55.0
29)	A. Smith, K.C.	17	8	47.1	52	3.06	0	0.0	0	0.0	54.0
30)	Dalton, Cin.	23	11	47.8	156	6.78	0	0.0	1	4.3	52.1
31)	Cousins, Was.	21	13	61.9	124	5.90	0	0.0	2	9.5	38.7
32)	Wilson, Sea.	21	9	42.9	78	3.71	0	0.0	1	4.8	33.4



**WEEK 2 / THROUGH MONDAY, SEPTEMBER 19, 2016****NFL / LEADING RUSHERS**

Rank	Player, Team	Att	Yards	Avg	Long	TD
1)	D. Williams, Pit.	58	237	4.1	17	2
2)	Forte, NY-J	52	196	3.8	14	3
3)	Crowell, Cle.	30	195	6.5	85t	2
4)	Blount, N.E.	51	193	3.8	26	2
5)	L. Miller, Hou.	53	189	3.6	12	0
6)	C. Anderson, Den.	40	166	4.2	28	2
7)	Gordon, S.D.	38	159	4.2	21	3
8t)	*Elliott, Dal.	41	134	3.3	21	2
8t)	D. Johnson, Ariz	28	134	4.8	45	1
10)	Murray, Ten.	25	131	5.2	67	0
11)	Ware, K.C.	21	127	6.0	25	1
12)	Michael, Sea.	25	126	5.0	16	0
13)	Hyde, S.F.	37	122	3.3	18	2
14)	McCoy, Buf.	31	117	3.8	24	1
15t)	Murray, Oak.	22	116	5.3	18	2
15t)	Woodhead, S.D.	19	116	6.1	23	0
17t)	Freeman, Atl.	28	113	4.0	18	0
17t)	Whittaker, Car.	19	113	5.9	25	0
19)	Lacy, G.B.	26	111	4.3	28	0
20)	Mathews, Phi.	31	109	3.5	30	3
21)	Gore, Ind.	27	103	3.8	9	0
22)	Jennings, NY-G	31	102	3.3	17	0
23t)	Abdullah, Det.	18	101	5.6	24	0
23t)	*Richard, Oak.	9	101	11.2	75t	1
25)	Gurley, L.A.	36	98	2.7	11	0
26)	Newton, Car. (QB)	17	91	5.4	16	1
27)	Ingram, N.O.	21	88	4.2	17	0
28t)	Jones, Was.	20	85	4.3	14t	1
28t)	Langford, Chi.	28	85	3.0	16	2
28t)	Martin, T.B.	25	85	3.4	17	0
31)	Riddick, Det.	18	82	4.6	21t	1
32)	Vereen, NY-G	20	80	4.0	10	0
33)	Forsett, Bal.	24	78	3.3	11	0
34)	West, Bal.	23	74	3.2	10	0
35)	Stewart, Car.	20	73	3.7	11	0
36)	Coleman, Atl.	20	68	3.4	13t	1
37)	Yeldon, Jac.	28	67	2.4	15	1
38t)	*Washington, Oak.	12	60	5.0	26	0
38t)	West, K.C.	9	60	6.7	28	0
40)	C. Johnson, Ariz	17	56	3.3	9	1
41)	*Booker, Den.	12	54	4.5	12	0
42t)	Gabbert, S.F. (QB)	12	53	4.4	11	1
42t)	J. Hill, Cin.	20	53	2.7	12t	1
44t)	Sproles, Phi.	17	52	3.1	14	0
44t)	Tannehill, Mia. (QB)	11	52	4.7	17	1
46)	Peterson, Min.	31	50	1.6	9	0
47)	Foster, Mia.	16	47	2.9	9	0
48)	A. Rodgers, G.B. (QB)	7	45	6.4	10t	2
49)	Barner, Phi.	6	44	7.3	19	0
50t)	*Henry, Ten.	14	43	3.1	9	0
50t)	Luck, Ind. (QB)	6	43	7.2	21	0
50t)	Powell, NY-J	5	43	8.6	16	0

**WEEK 2 / THROUGH MONDAY, SEPTEMBER 19, 2016****NFL / THIRD-AND-ONE RUSHING LEADERS**

Rank	Player, Team	Att	FD	Pct
1t)	Luck, Ind.	3	3	100.0
1t)	*Elliott, Dal.	2	2	100.0
1t)	Mathews, Phi.	2	2	100.0
1t)	Peterson, Min.	2	2	100.0
1t)	Ware, K.C.	2	2	100.0
1t)	Abdullah, Det.	1	1	100.0
1t)	Bernard, Cin.	1	1	100.0
1t)	Bibbs, Den.	1	1	100.0
1t)	Bortles, Jac.	1	1	100.0
1t)	Brees, N.O.	1	1	100.0
1t)	*Brissett, N.E.	1	1	100.0
1t)	Forsett, Bal.	1	1	100.0
1t)	Gurley, L.A.	1	1	100.0
1t)	Hightower, N.O.	1	1	100.0
1t)	*Howard, Chi.	1	1	100.0
1t)	Hyde, S.F.	1	1	100.0
1t)	*Janovich, Den.	1	1	100.0
1t)	Jennings, NY-G	1	1	100.0
1t)	C. Johnson, Ariz	1	1	100.0
1t)	D. Johnson, Ariz	1	1	100.0
1t)	Kuhn, N.O.	1	1	100.0
1t)	Langford, Chi.	1	1	100.0
1t)	Lasike, Chi.	1	1	100.0
1t)	Mariota, Ten.	1	1	100.0
1t)	Olawale, Oak.	1	1	100.0
1t)	Osweiler, Hou.	1	1	100.0
1t)	Palmer, Ariz	1	1	100.0
1t)	Powell, NY-J	1	1	100.0
1t)	Prosch, Hou.	1	1	100.0
1t)	A. Rodgers, G.B.	1	1	100.0
1t)	Siemian, Den.	1	1	100.0
1t)	K. Smith, Dal.	1	1	100.0
1t)	Stewart, Car.	1	1	100.0
1t)	Turbin, Ind.	1	1	100.0
1t)	Yeldon, Jac.	1	1	100.0
36t)	Gordon, S.D.	3	2	66.7
36t)	D. Williams, Pit.	3	2	66.7
38t)	L. Miller, Hou.	2	1	50.0
38t)	Newton, Car.	2	1	50.0
38t)	Rawls, Sea.	2	1	50.0
38t)	West, Bal.	2	1	50.0
42t)	C. Anderson, Den.	3	1	33.3
42t)	*Henry, Ten.	3	1	33.3

**WEEK 2 / THROUGH MONDAY, SEPTEMBER 19, 2016****NFL / LEADERS IN RECEPTIONS**

Rank	Player, Team	Rec	Yards	Avg	Long	TD
1)	Landry, Mia.	17	196	11.5	33	0
2)	Diggs, Min.	16	285	17.8	46	1
3t)	Snead, N.O.	14	226	16.1	49	2
3t)	Green, Cin.	14	218	15.6	54t	1
3t)	Fitzgerald, Ariz	14	162	11.6	25	3
3t)	Edelman, N.E.	14	142	10.1	19	0
7t)	Cooks, N.O.	13	211	16.2	98t	2
7t)	Benjamin, Car.	13	199	15.3	25	3
7t)	Matthews, Phi.	13	185	14.2	32	1
7t)	Benjamin, S.D.	13	147	11.3	45t	2
7t)	Enunwa, NY-J	13	146	11.2	34	1
7t)	Beasley, Dal.	13	140	10.8	28	0
13t)	M. Jones, Det.	12	203	16.9	47	0
13t)	Olsen, Car. (TE)	12	195	16.3	78t	1
13t)	Hopkins, Hou.	12	167	13.9	35	2
13t)	Brown, Pit.	12	165	13.8	29t	2
13t)	Beckham, NY-G	12	159	13.3	45	0
13t)	Pitta, Bal. (TE)	12	141	11.8	30	0
13t)	Reed, Was. (TE)	12	134	11.2	25	0
13t)	Witten, Dal. (TE)	12	117	9.8	29	0
13t)	Baldwin, Sea.	12	112	9.3	22	1
13t)	Crowder, Was.	12	97	8.1	16	1
13t)	Murray, Ten. (RB)	12	91	7.6	22	2
13t)	Yeldon, Jac. (RB)	12	40	3.3	11	0
25t)	Cooper, Oak.	11	208	18.9	43	0
25t)	Evans, T.B.	11	169	15.4	45t	2
25t)	*Shepard, NY-G	11	160	14.5	32	1
25t)	Maclin, K.C.	11	131	11.9	22	1
25t)	Tamme, Atl. (TE)	11	126	11.5	19	1
25t)	Crabtree, Oak.	11	118	10.7	25	1
25t)	*Sharpe, Ten.	11	109	9.9	17	0
25t)	Kelce, K.C. (TE)	11	108	9.8	20	0
25t)	Bernard, Cin. (RB)	11	105	9.5	25t	1
25t)	Nelson, G.B.	11	105	9.5	39	2
25t)	Cobb, G.B.	11	99	9.0	32	0
36t)	Britt, L.A.	10	161	16.1	36	0
36t)	Hilton, Ind.	10	120	12.0	32	0
36t)	*Thomas, N.O.	10	114	11.4	25	0
36t)	Kerley, S.F.	10	90	9.0	18	0
36t)	D. Williams, Pit. (RB)	10	66	6.6	20	1
41t)	*Fuller, Hou.	9	211	23.4	53	1
41t)	Jeffery, Chi.	9	201	22.3	54	0
41t)	Ware, K.C. (RB)	9	177	19.7	45	0
41t)	J. Jones, Atl.	9	172	19.1	48	2
41t)	D. Jackson, Was.	9	142	15.8	33	0
41t)	Hurns, Jac.	9	139	15.4	38	0
41t)	Thomas, Den.	9	138	15.3	44	0
41t)	Thomas, Jac. (TE)	9	135	15.0	24	1
41t)	B. Marshall, NY-J	9	133	14.8	37	0
41t)	A. Robinson, Jac.	9	126	14.0	35	0
41t)	Walker, Ten. (TE)	9	125	13.9	32	1
41t)	Humphries, T.B.	9	101	11.2	26	0
41t)	Ebron, Det. (TE)	9	99	11.0	29	1
41t)	Riddick, Det. (RB)	9	91	10.1	19	1
41t)	Walford, Oak. (TE)	9	75	8.3	31t	1
41t)	Austin, L.A.	9	63	7.0	27	0
41t)	Tate, Det.	9	54	6.0	11	0

**WEEK 2 / THROUGH MONDAY, SEPTEMBER 19, 2016****NFL / RECEIVING YARDAGE LEADERS**

Rank	Player, Team	Yards	Rec	Avg	Long	TD
1)	Diggs, Min.	285	16	17.8	46	1
2)	Snead, N.O.	226	14	16.1	49	2
3)	Green, Cin.	218	14	15.6	54t	1
4t)	Cooks, N.O.	211	13	16.2	98t	2
4t)	*Fuller, Hou.	211	9	23.4	53	1
6)	Cooper, Oak.	208	11	18.9	43	0
7)	M. Jones, Det.	203	12	16.9	47	0
8)	Jeffery, Chi.	201	9	22.3	54	0
9)	Benjamin, Car.	199	13	15.3	25	3
10)	Landry, Mia.	196	17	11.5	33	0
11)	Olsen, Car. (TE)	195	12	16.3	78t	1
12)	Matthews, Phi.	185	13	14.2	32	1
13)	Ware, K.C. (RB)	177	9	19.7	45	0
14)	*C. Coleman, Cle.	173	7	24.7	58	2
15)	J. Jones, Atl.	172	9	19.1	48	2
16)	Evans, T.B.	169	11	15.4	45t	2
17)	Hopkins, Hou.	167	12	13.9	35	2
18)	Brown, Pit.	165	12	13.8	29t	2
19)	Decker, NY-J	163	8	20.4	35	2
20)	Fitzgerald, Ariz	162	14	11.6	25	3
21)	Britt, L.A.	161	10	16.1	36	0
22)	*Shepard, NY-G	160	11	14.5	32	1
23)	Beckham, NY-G	159	12	13.3	45	0
24)	Coates, Pit.	153	4	38.3	53	0
25)	Benjamin, S.D.	147	13	11.3	45t	2
26)	Enunwa, NY-J	146	13	11.2	34	1
27t)	Edelman, N.E.	142	14	10.1	19	0
27t)	D. Jackson, Was.	142	9	15.8	33	0
29t)	D. Johnson, Ariz (RB)	141	7	20.1	58	0
29t)	Pitta, Bal. (TE)	141	12	11.8	30	0
31)	Beasley, Dal.	140	13	10.8	28	0
32)	Hurns, Jac.	139	9	15.4	38	0
33)	Thomas, Den.	138	9	15.3	44	0
34)	Thomas, Jac. (TE)	135	9	15.0	24	1
35)	Reed, Was. (TE)	134	12	11.2	25	0
36)	B. Marshall, NY-J	133	9	14.8	37	0
37t)	Wallace, Bal.	132	7	18.9	66t	3
37t)	Ty. Williams, S.D.	132	5	26.4	44t	1
39)	Maclin, K.C.	131	11	11.9	22	1
40)	LaFell, Cin.	130	7	18.6	49	0
41)	Bennett, N.E. (TE)	128	8	16.0	37	1
42t)	A. Robinson, Jac.	126	9	14.0	35	0
42t)	Tamme, Atl. (TE)	126	11	11.5	19	1
44t)	Cruz, NY-G	125	8	15.6	40	1
44t)	Walker, Ten. (TE)	125	9	13.9	32	1
46)	Dorsett, Ind.	124	5	24.8	51	0
47t)	Coleman, Atl. (RB)	120	7	17.1	47	0
47t)	Hilton, Ind.	120	10	12.0	32	0
49)	Hogan, N.E.	119	7	17.0	37t	1
50)	Crabtree, Oak.	118	11	10.7	25	1

**WEEK 2 / THROUGH MONDAY, SEPTEMBER 19, 2016****NFL / THIRD-DOWN RECEIVING LEADERS**

Rank	Player, Team	Rec	Yards	Avg	Long	TD
1)	Beasley, Dal.	7	63	9.0	15	0
2t)	Benjamin, Car.	6	111	18.5	25	0
2t)	Brown, Pit.	6	104	17.3	26t	1
2t)	*Shepard, NY-G	6	101	16.8	32	1
2t)	Pitta, Bal. (TE)	6	68	11.3	30	0
6t)	Ty. Williams, S.D.	5	132	26.4	44t	1
6t)	*Fuller, Hou.	5	117	23.4	35	1
6t)	Thielen, Min.	5	66	13.2	21	0
6t)	Landry, Mia.	5	62	12.4	33	0
6t)	Cobb, G.B.	5	56	11.2	32	0
6t)	Hopkins, Hou.	5	48	9.6	16	0
6t)	Reed, Was. (TE)	5	45	9.0	14	0
6t)	D. Williams, Pit. (RB)	5	24	4.8	10	1
14t)	Wallace, Bal.	4	99	24.8	66t	1
14t)	Diggs, Min.	4	75	18.8	33	0
14t)	Cooper, Oak.	4	55	13.8	25	0
14t)	Ebron, Det. (TE)	4	55	13.8	29	1
14t)	D. Johnson, Cle. (RB)	4	52	13.0	28	0
14t)	Edelman, N.E.	4	48	12.0	19	0
14t)	Hilton, Ind.	4	48	12.0	17	0
14t)	Olsen, Car. (TE)	4	48	12.0	15	0
14t)	Green, Den. (TE)	4	45	11.3	16	0
14t)	Britt, L.A.	4	41	10.3	15	0
14t)	Rudolph, Min. (TE)	4	40	10.0	18	1
14t)	Murray, Ten. (RB)	4	34	8.5	14	0
14t)	Witten, Dal. (TE)	4	26	6.5	8	0
14t)	Kerley, S.F.	4	25	6.3	13	0
14t)	Yeldon, Jac. (RB)	4	20	5.0	8	0
14t)	J. White, N.E. (RB)	4	17	4.3	7	0
30t)	*C. Coleman, Cle.	3	89	29.7	47	1
30t)	Cruz, NY-G	3	77	25.7	40	1
30t)	Nelson, G.B.	3	68	22.7	39	0
30t)	Foster, Mia. (RB)	3	62	20.7	50	0
30t)	Amendola, N.E.	3	57	19.0	32	1
30t)	C. Thompson, Was. (RB)	3	57	19.0	38	0
30t)	Bryant, Dal.	3	51	17.0	18	0
30t)	Clay, Buf. (TE)	3	46	15.3	33	0
30t)	Matthews, Phi.	3	46	15.3	22	0
30t)	*Boyd, Cin.	3	40	13.3	16	0
30t)	Royal, Chi.	3	38	12.7	19	0
30t)	B. Marshall, NY-J	3	36	12.0	18	0
30t)	Fitzgerald, Ariz	3	32	10.7	11	0
30t)	Snead, N.O.	3	31	10.3	15	0
30t)	Tamme, Atl. (TE)	3	24	8.0	12	0
30t)	Baldwin, Sea.	3	23	7.7	10	0
30t)	Patton, S.F.	3	19	6.3	13	0
30t)	*Sharpe, Ten.	3	18	6.0	8	0
30t)	Bernard, Cin. (RB)	3	13	4.3	5	0
30t)	Powell, NY-J (RB)	3	8	2.7	7	0

**WEEK 2 / THROUGH MONDAY, SEPTEMBER 19, 2016****NFL / LEADING SCORERS, NONKICKERS**

Rank	Player, Team	TD	Rush	Rec	Ret	X2	Pts
1t)	C. Anderson, Den. (RB)	3	2	1	0	0	18
1t)	Benjamin, Car. (WR)	3	0	3	0	0	18
1t)	Fitzgerald, Ariz (WR)	3	0	3	0	0	18
1t)	Forte, NY-J (RB)	3	3	0	0	0	18
1t)	Gordon, S.D. (RB)	3	3	0	0	0	18
1t)	Mathews, Phi. (RB)	3	3	0	0	0	18
1t)	Wallace, Bal. (WR)	3	0	3	0	0	18
1t)	D. Williams, Pit. (RB)	3	2	1	0	0	18
9t)	Amendola, N.E. (WR)	2	0	2	0	0	12
9t)	Benjamin, S.D. (WR)	2	0	2	0	0	12
9t)	Blount, N.E. (RB)	2	2	0	0	0	12
9t)	Brown, Pit. (WR)	2	0	2	0	0	12
9t)	*C. Coleman, Cle. (WR)	2	0	2	0	0	12
9t)	Cooks, N.O. (WR)	2	0	2	0	0	12
9t)	Crowell, Cle. (RB)	2	2	0	0	0	12
9t)	Decker, NY-J (WR)	2	0	2	0	0	12
9t)	Doyle, Ind. (TE)	2	0	2	0	0	12
9t)	*Elliott, Dal. (RB)	2	2	0	0	0	12
9t)	Evans, T.B. (WR)	2	0	2	0	0	12
9t)	Hopkins, Hou. (WR)	2	0	2	0	0	12
9t)	Hyde, S.F. (RB)	2	2	0	0	0	12
9t)	J. Jones, Atl. (WR)	2	0	2	0	0	12
9t)	Langford, Chi. (RB)	2	2	0	0	0	12
9t)	McDonald, S.F. (TE)	2	0	2	0	0	12
9t)	Murray, Ten. (RB)	2	0	2	0	0	12
9t)	Murray, Oak. (RB)	2	2	0	0	0	12
9t)	Nelson, G.B. (WR)	2	0	2	0	0	12
9t)	Riddick, Det. (RB)	2	1	1	0	0	12
9t)	A. Rodgers, G.B. (QB)	2	2	0	0	0	12
9t)	Royal, Chi. (WR)	2	0	1	1	0	12
9t)	Snead, N.O. (WR)	2	0	2	0	0	12
32t)	Allen, Ind. (TE)	1	0	1	0	1	8
32t)	Crabtree, Oak. (WR)	1	0	1	0	1	8
32t)	Sanu, Atl. (WR)	1	0	1	0	1	8

**WEEK 2 / THROUGH MONDAY, SEPTEMBER 19, 2016****NFL / LEADING SCORERS, KICKERS**

Rank	Player, Team	PAT	FG	Pct	Long	Pts
1t)	Gano, Car.	6/ 7	6/ 7	.857	49	24
1t)	Novak, Hou.	3/ 3	7/ 8	.875	43	24
3)	Folk, NY-J	5/ 6	6/ 7	.857	45	23
4)	Bailey, Dal.	4/ 4	6/ 6	1.000	56	22
5t)	Hopkins, Was.	3/ 3	6/ 6	1.000	40	21
5t)	Nugent, Cin.	3/ 3	6/ 7	.857	47	21
5t)	Santos, K.C.	3/ 3	6/ 6	1.000	53	21
8)	Sturgis, Phi.	5/ 6	5/ 6	.833	53	20
9)	Bryant, Atl.	4/ 4	5/ 5	1.000	34	19
10t)	Gostkowski, N.E.	6/ 6	4/ 5	.800	53	18
10t)	Tucker, Bal.	3/ 3	5/ 5	1.000	52	18
10t)	Walsh, Min.	3/ 4	5/ 7	.714	50	18
13t)	Lambo, S.D.	8/ 8	3/ 4	.750	29	17
13t)	*Lutz, N.O.	5/ 5	4/ 7	.571	45	17
13t)	McManus, Den.	5/ 5	4/ 5	.800	43	17
13t)	Vinatieri, Ind.	5/ 5	4/ 4	1.000	52	17
17t)	Boswell, Pit.	8/ 8	2/ 2	1.000	49	14
17t)	Prater, Det.	5/ 6	3/ 3	1.000	43	14
19t)	Catanzaro, Ariz	7/ 8	2/ 3	.667	40	13
19t)	Dawson, S.F.	7/ 7	2/ 2	1.000	39	13
19t)	Myers, Jac.	4/ 4	3/ 4	.750	50	13
22t)	Crosby, G.B.	5/ 5	2/ 2	1.000	25	11
22t)	Janikowski, Oak.	5/ 5	2/ 3	.667	47	11
24t)	Brown, NY-G	1/ 1	3/ 4	.750	48	10
24t)	Franks, Mia.	4/ 4	2/ 3	.667	41	10
26t)	Hauschka, Sea.	0/ 1	3/ 3	1.000	39	9
26t)	Zuerlein, L.A.	0/ 0	3/ 3	1.000	47	9
28t)	*Aguayo, T.B.	5/ 5	1/ 2	.500	43	8
28t)	Carpenter, Buf.	5/ 5	1/ 2	.500	39	8
28t)	Succop, Ten.	2/ 2	2/ 3	.667	46	8
31)	Murray, Cle.	3/ 4	1/ 2	.500	35	6
32)	Barth, Chi.	4/ 4	0/ 1	.000	--	4
33)	Bullock, NY-G	2/ 3	0/ 0	---	--	2

**NFL / TOUCHBACKS ON KICKOFFS**

Rank	Player, Team	TB
1t)	Boswell, Pit.	11
1t)	Gano, Car.	11
1t)	Lambo, S.D.	11
1t)	McAfee, Ind.	11
5)	Catanzaro, Ariz	10
6t)	Bosher, Atl.	9
6t)	McManus, Den.	9
8t)	Hopkins, Was.	8
8t)	Sturgis, Phi.	8
10t)	Bailey, Dal.	7
10t)	Gostkowski, N.E.	7
10t)	*Lutz, N.O.	7
10t)	Martin, Det.	7
14t)	Folk, NY-J	6
14t)	Franks, Mia.	6
14t)	Janikowski, Oak.	6
14t)	Myers, Jac.	6
14t)	Tucker, Bal.	6
19t)	*Aguayo, T.B.	5
19t)	Crosby, G.B.	5
19t)	Nugent, Cin.	5
19t)	Santos, K.C.	5
19t)	Succop, Ten.	5
19t)	Walsh, Min.	5
25t)	Murray, Cle.	4
25t)	Zuerlein, L.A.	4
27t)	Bullock, NY-G	3
27t)	Pinion, S.F.	3
29t)	Brown, NY-G	2
29t)	Hauschka, Sea.	2
31t)	Carpenter, Buf.	1
31t)	Novak, Hou.	1



**WEEK 2 / THROUGH MONDAY, SEPTEMBER 19, 2016****NFL / MOST YARDS FROM SCRIMMAGE**

Rank	Player, Team	Total			Rushing			Receiving		
		Yards	Att+Rec	Avg	Yards	Att	Avg	Yards	Rec	Avg
1)	Ware, K.C. (RB)	304	30	10.1	127	21	6.0	177	9	19.7
2)	D. Williams, Pit. (RB)	303	68	4.5	237	58	4.1	66	10	6.6
3)	Diggs, Min. (WR)	284	17	16.7	-1	1	-1.0	285	16	17.8
4)	D. Johnson, Ariz (RB)	275	35	7.9	134	28	4.8	141	7	20.1
5)	Forte, NY-J (RB)	264	59	4.5	196	52	3.8	68	7	9.7
6)	C. Anderson, Den. (RB)	232	47	4.9	166	40	4.2	66	7	9.4
7t)	Crowell, Cle. (RB)	226	33	6.8	195	30	6.5	31	3	10.3
7t)	Snead, N.O. (WR)	226	14	16.1	0	0	---	226	14	16.1
9t)	Cooks, N.O. (WR)	222	14	15.9	11	1	11.0	211	13	16.2
9t)	Murray, Ten. (RB)	222	37	6.0	131	25	5.2	91	12	7.6
11)	Green, Cin. (WR)	218	14	15.6	0	0	---	218	14	15.6
12)	L. Miller, Hou. (RB)	214	59	3.6	189	53	3.6	25	6	4.2
13)	*Fuller, Hou. (WR)	211	9	23.4	0	0	---	211	9	23.4
14)	Cooper, Oak. (WR)	208	11	18.9	0	0	---	208	11	18.9
15)	M. Jones, Det. (WR)	203	12	16.9	0	0	---	203	12	16.9
16)	Jeffery, Chi. (WR)	201	9	22.3	0	0	---	201	9	22.3
17)	Benjamin, Car. (WR)	199	13	15.3	0	0	---	199	13	15.3
18)	Landry, Mia. (WR)	196	17	11.5	0	0	---	196	17	11.5
19)	Olsen, Car. (TE)	195	12	16.3	0	0	---	195	12	16.3
20)	Blount, N.E. (RB)	193	51	3.8	193	51	3.8	0	0	---
21)	Coleman, Atl. (RB)	188	27	7.0	68	20	3.4	120	7	17.1
22)	Matthews, Phi. (WR)	185	13	14.2	0	0	---	185	13	14.2
23)	Gordon, S.D. (RB)	177	41	4.3	159	38	4.2	18	3	6.0
24t)	*C. Coleman, Cle. (WR)	173	7	24.7	0	0	---	173	7	24.7
24t)	Murray, Oak. (RB)	173	29	6.0	116	22	5.3	57	7	8.1
24t)	Riddick, Det. (RB)	173	27	6.4	82	18	4.6	91	9	10.1
27)	J. Jones, Atl. (WR)	172	9	19.1	0	0	---	172	9	19.1
28)	Evans, T.B. (WR)	169	11	15.4	0	0	---	169	11	15.4
29)	Hopkins, Hou. (WR)	167	12	13.9	0	0	---	167	12	13.9
30)	Brown, Pit. (WR)	165	12	13.8	0	0	---	165	12	13.8
31)	Decker, NY-J (WR)	163	8	20.4	0	0	---	163	8	20.4
32)	Fitzgerald, Ariz (WR)	162	14	11.6	0	0	---	162	14	11.6
33)	Britt, L.A. (WR)	161	10	16.1	0	0	---	161	10	16.1
34t)	McCoy, Buf. (RB)	160	39	4.1	117	31	3.8	43	8	5.4
34t)	*Shepard, NY-G (WR)	160	11	14.5	0	0	---	160	11	14.5
36t)	Beckham, NY-G (WR)	159	12	13.3	0	0	---	159	12	13.3
36t)	Coates, Pit. (WR)	159	5	31.8	6	1	6.0	153	4	38.3
38t)	Abdullah, Det. (RB)	158	23	6.9	101	18	5.6	57	5	11.4
38t)	Edelman, N.E. (WR)	158	17	9.3	16	3	5.3	142	14	10.1
40)	Michael, Sea. (RB)	157	30	5.2	126	25	5.0	31	5	6.2
41)	Woodhead, S.D. (RB)	151	25	6.0	116	19	6.1	35	6	5.8
42)	Whittaker, Car. (RB)	148	23	6.4	113	19	5.9	35	4	8.8
43)	Bernard, Cin. (RB)	147	21	7.0	42	10	4.2	105	11	9.5
44t)	Benjamin, S.D. (WR)	146	14	10.4	-1	1	-1.0	147	13	11.3
44t)	Enunwa, NY-J (WR)	146	13	11.2	0	0	---	146	13	11.2
46)	Hyde, S.F. (RB)	145	42	3.5	122	37	3.3	23	5	4.6
47)	Wallace, Bal. (WR)	143	8	17.9	11	1	11.0	132	7	18.9
48)	D. Jackson, Was. (WR)	142	9	15.8	0	0	---	142	9	15.8
49t)	Gore, Ind. (RB)	141	34	4.1	103	27	3.8	38	7	5.4
49t)	Pitta, Bal. (TE)	141	12	11.8	0	0	---	141	12	11.8

**WEEK 2 / THROUGH MONDAY, SEPTEMBER 19, 2016****NFL / LEADERS IN FIRST DOWNS**

Rank	Player, Team	Rush	Rec	Tot
1)	D. Williams, Pit. (RB)	13	3	16
2t)	Forte, NY-J (RB)	10	3	13
2t)	Gordon, S.D. (RB)	12	1	13
2t)	Murray, Oak. (RB)	10	3	13
2t)	Ware, K.C. (RB)	6	7	13
6t)	C. Anderson, Den. (RB)	9	3	12
6t)	Diggs, Min. (WR)	0	12	12
6t)	Snead, N.O. (WR)	0	12	12
9t)	Benjamin, Car. (WR)	0	11	11
9t)	Blount, N.E. (RB)	11	0	11
9t)	*Elliott, Dal. (RB)	11	0	11
9t)	Fitzgerald, Ariz (WR)	0	11	11
13t)	Abdullah, Det. (RB)	6	4	10
13t)	Murray, Ten. (RB)	4	6	10
15t)	Baldwin, Sea. (WR)	0	9	9
15t)	Beasley, Dal. (WR)	0	9	9
15t)	Beckham, NY-G (WR)	0	9	9
15t)	Britt, L.A. (WR)	0	9	9
15t)	Crabtree, Oak. (WR)	0	9	9
15t)	Hopkins, Hou. (WR)	0	9	9
15t)	D. Johnson, Ariz (RB)	5	4	9
15t)	Landry, Mia. (WR)	0	9	9
15t)	Matthews, Phi. (WR)	0	9	9
15t)	Olsen, Car. (TE)	0	9	9
25t)	Brown, Pit. (WR)	0	8	8
25t)	Cooks, N.O. (WR)	1	7	8
25t)	Crowell, Cle. (RB)	6	2	8
25t)	Decker, NY-J (WR)	0	8	8
25t)	Edelman, N.E. (WR)	1	7	8
25t)	Enunwa, NY-J (WR)	0	8	8
25t)	Evans, T.B. (WR)	0	8	8
25t)	*Fuller, Hou. (WR)	0	8	8
25t)	Hyde, S.F. (RB)	7	1	8
25t)	Jeffery, Chi. (WR)	0	8	8
25t)	M. Jones, Det. (WR)	0	8	8
25t)	Maclin, K.C. (WR)	0	8	8
25t)	Martin, T.B. (RB)	7	1	8
25t)	Mathews, Phi. (RB)	8	0	8
25t)	McCoy, Buf. (RB)	7	1	8
25t)	*Sharpe, Ten. (WR)	0	8	8
25t)	*Shepard, NY-G (WR)	0	8	8
25t)	Tamme, Atl. (TE)	0	8	8
25t)	Wallace, Bal. (WR)	1	7	8
25t)	Woodhead, S.D. (RB)	6	2	8
45t)	Cobb, G.B. (WR)	2	5	7
45t)	Coleman, Atl. (RB)	2	5	7
45t)	Cooper, Oak. (WR)	0	7	7
45t)	Freeman, Atl. (RB)	7	0	7
45t)	Green, Cin. (WR)	0	7	7
45t)	D. Jackson, Was. (WR)	0	7	7
45t)	Jennings, NY-G (RB)	7	0	7
45t)	J. Jones, Atl. (WR)	0	7	7
45t)	B. Marshall, NY-J (WR)	0	7	7
45t)	Pitta, Bal. (TE)	0	7	7
45t)	Reed, Was. (TE)	0	7	7
45t)	Riddick, Det. (RB)	3	4	7
45t)	A. Robinson, Jac. (WR)	0	7	7
45t)	Thomas, Den. (WR)	0	7	7
45t)	Thomas, Jac. (TE)	0	7	7

**WEEK 2 / THROUGH MONDAY, SEPTEMBER 19, 2016****NFL / LEADING PUNTERS**

Rank	Player, Team	No	Yards	Lg	Avg	TB	Blk	Dwn	OB	Opp Ret	Ret Yds	In 20	Net Avg
1)	Lee, Car.	7	375	76	53.6	2	0	1	0	2	26	3	44.1
2)	Wing, NY-G	7	373	63	53.3	3	0	0	0	4	43	0	38.6
3)	Morstead, N.O.	9	478	66	53.1	3	0	1	2	3	25	4	43.7
4)	McAfee, Ind.	8	421	72	52.6	2	0	0	3	3	25	2	44.5
5)	King, Oak.	8	410	64	51.3	1	0	2	0	4	85	4	38.1
6)	Nortman, Jac.	6	304	67	50.7	0	0	4	0	2	21	4	47.2
7)	Martin, Det.	9	452	63	50.2	0	0	1	1	4	22	7	47.8
8)	Lechler, Hou.	10	492	62	49.2	0	0	0	1	8	103	2	38.9
9)	Berry, Pit.	10	484	61	48.4	1	0	0	1	4	36	5	42.8
10)	C. Jones, Dal.	6	289	56	48.2	0	0	1	1	3	47	2	40.3
11)	Anger, T.B.	11	529	59	48.1	1	0	1	0	3	29	5	43.6
12)	Darr, Mia.	11	526	57	47.8	1	0	0	0	6	73	3	39.4
13)	Colquitt, Cle.	10	477	59	47.7	0	0	1	0	6	81	2	39.6
14)	*Dixon, Den.	5	238	54	47.6	1	0	1	0	2	12	1	41.2
15)	*Edwards, NY-J	5	236	54	47.2	0	0	0	0	3	29	2	41.4
16)	D. Jones, Phi.	11	513	72	46.6	3	0	3	0	1	65	4	35.3
17)	Kern, Ten.	8	373	64	46.6	1	0	1	0	5	42	2	38.9
18)	Huber, Cin.	12	551	58	45.9	0	0	0	3	7	56	4	41.3
19)	Pinion, S.F.	14	637	55	45.5	0	0	1	0	7	66	5	40.8
20)	Koch, Bal.	6	269	60	44.8	0	0	0	2	3	34	2	39.2
21)	Colquitt, K.C.	11	482	57	43.8	1	0	2	0	6	20	4	40.2
22)	Ryan, Sea.	13	562	51	43.2	1	0	1	1	7	47	4	38.1
23)	Schmidt, Buf.	10	431	50	43.1	1	0	1	4	2	1	4	41.0
24)	Schum, G.B.	9	377	56	41.9	0	0	1	3	1	14	1	40.3
25)	Hekker, L.A.	16	668	54	41.8	0	0	0	1	2	11	10	41.1
26)	Dr. Butler, Ariz	11	459	50	41.7	0	0	0	0	7	61	5	36.2
27)	O'Donnell, Chi.	11	447	51	40.6	0	0	1	0	3	29	3	38.0
28)	Bosher, Atl.	8	325	60	40.6	1	0	1	0	1	0	5	38.1
29)	*Kaser, S.D.	9	351	56	39.0	0	0	0	2	6	44	2	34.1
30)	Locke, Min.	10	386	51	38.6	0	0	1	0	2	16	6	37.0
31)	Allen, N.E.	6	217	45	36.2	0	0	3	0	1	8	2	34.8

**NFL / LEADING PUNTERS, NET AVERAGE**

Rank	Player, Team	No	Yards	Lg	Avg	TB	Blk	Dwn	OB	Opp Ret	Ret Yds	In 20	Net Avg
1)	Martin, Det.	9	452	63	50.2	0	0	1	1	4	22	7	47.8
2)	Nortman, Jac.	6	304	67	50.7	0	0	4	0	2	21	4	47.2
3)	McAfee, Ind.	8	421	72	52.6	2	0	0	3	3	25	2	44.5
4)	Lee, Car.	7	375	76	53.6	2	0	1	0	2	26	3	44.1
5)	Morstead, N.O.	9	478	66	53.1	3	0	1	2	3	25	4	43.7
6)	Anger, T.B.	11	529	59	48.1	1	0	1	0	3	29	5	43.6
7)	Berry, Pit.	10	484	61	48.4	1	0	0	1	4	36	5	42.8
8)	*Edwards, NY-J	5	236	54	47.2	0	0	0	0	3	29	2	41.4
9)	Huber, Cin.	12	551	58	45.9	0	0	0	3	7	56	4	41.3
10)	*Dixon, Den.	5	238	54	47.6	1	0	1	0	2	12	1	41.2
11)	Hekker, L.A.	16	668	54	41.8	0	0	0	1	2	11	10	41.1
12)	Schmidt, Buf.	10	431	50	43.1	1	0	1	4	2	1	4	41.0
13)	Pinion, S.F.	14	637	55	45.5	0	0	1	0	7	66	5	40.8
14t)	C. Jones, Dal.	6	289	56	48.2	0	0	1	1	3	47	2	40.3
14t)	Schum, G.B.	9	377	56	41.9	0	0	1	3	1	14	1	40.3
16)	Colquitt, K.C.	11	482	57	43.8	1	0	2	0	6	20	4	40.2
17)	Colquitt, Cle.	10	477	59	47.7	0	0	1	0	6	81	2	39.6
18)	Darr, Mia.	11	526	57	47.8	1	0	0	0	6	73	3	39.4
19)	Koch, Bal.	6	269	60	44.8	0	0	0	2	3	34	2	39.2
20)	Lechler, Hou.	10	492	62	49.2	0	0	0	1	8	103	2	38.9
21)	Kern, Ten.	8	373	64	46.6	1	0	1	0	5	42	2	38.9
22)	Wing, NY-G	7	373	63	53.3	3	0	0	0	4	43	0	38.6
23t)	Bosher, Atl.	8	325	60	40.6	1	0	1	0	1	0	5	38.1
23t)	King, Oak.	8	410	64	51.3	1	0	2	0	4	85	4	38.1
25)	Ryan, Sea.	13	562	51	43.2	1	0	1	1	7	47	4	38.1
26)	O'Donnell, Chi.	11	447	51	40.6	0	0	1	0	3	29	3	38.0
27)	Locke, Min.	10	386	51	38.6	0	0	1	0	2	16	6	37.0
28)	Dr. Butler, Ariz	11	459	50	41.7	0	0	0	0	7	61	5	36.2
29)	D. Jones, Phi.	11	513	72	46.6	3	0	3	0	1	65	4	35.3
30)	Allen, N.E.	6	217	45	36.2	0	0	3	0	1	8	2	34.8
31)	*Kaser, S.D.	9	351	56	39.0	0	0	0	2	6	44	2	34.1

**WEEK 2 / THROUGH MONDAY, SEPTEMBER 19, 2016****NFL / PUNT RETURN LEADERS**

Rank	Player, Team	Ret	FC	Yards	Avg	Long	TD
1)	Weems, Atl.	4	4	96	24.0	73	0
2)	Royal, Chi.	5	4	105	21.0	65t	1
3)	Crowder, Was.	3	1	47	15.7	21	0
4)	Sproles, Phi.	4	4	59	14.8	40	0
5)	*Hill, K.C.	7	0	98	14.0	32	0
6)	Lockett, Sea.	3	7	40	13.3	22	0
7)	Norwood, Den.	4	0	52	13.0	15	0
8)	Amendola, N.E.	4	3	41	10.3	19	0
9)	Rogers, Pit.	3	3	27	9.0	15	0
10)	Humphries, T.B.	5	5	43	8.6	25	0
11)	Jones, Cin.	3	0	25	8.3	12	0
12)	Ginn, Car.	5	3	40	8.0	16	0
13t)	Greene, Jac.	3	2	23	7.7	14	0
13t)	Mariani, Ten.	3	4	23	7.7	14	0
13t)	Whitehead, Dal.	3	0	23	7.7	9	0
16)	Austin, L.A.	7	4	53	7.6	28	0
17)	Roberts, Det.	3	0	22	7.3	13	0
18)	Benjamin, S.D.	4	0	29	7.3	12	0
19)	*Ervin, Hou.	7	6	41	5.9	13	0
20)	Hester, Bal.	4	3	23	5.8	15	0
21)	*Grant, Mia.	3	0	16	5.3	7	0
22)	Sherels, Min.	3	4	10	3.3	12	0

**NFL / KICKOFF RETURN LEADERS**

Rank	Player, Team	Ret	Yards	Avg	Long	TD
1)	Patterson, Min.	3	123	41.0	61	0
2)	Hester, Bal.	4	117	29.3	48	0
3)	Weems, Atl.	3	85	28.3	34	0
4)	*Hill, K.C.	3	83	27.7	30	0
5t)	K. Davis, K.C.	3	75	25.0	29	0
5t)	Tate, Buf.	5	125	25.0	45	0
7)	*J. Marshall, NY-J	6	149	24.8	65	0
8)	Bray, Ind.	3	72	24.0	27	0
9)	Grant, Jac.	5	118	23.6	32	0
10)	Mariani, Ten.	6	137	22.8	31	0
11)	*Ervin, Hou.	5	112	22.4	28	0
12)	Thompson, Chi.	7	145	20.7	26	0
13)	Ginn, Car.	7	139	19.9	59	0
14)	Murphy, N.O.	5	86	17.2	26	0
15)	Ellington, Ariz	4	61	15.3	21	0
16)	T. Jones, Oak.	5	70	14.0	21	0

**WEEK 2 / THROUGH MONDAY, SEPTEMBER 19, 2016****NFL / LEADERS IN INTERCEPTIONS**

Rank	Player, Team	Int	Yards	Avg	Long	TD
1t)	Cooper, Ariz	2	83	41.5	60t	1
1t)	Peters, K.C.	2	47	23.5	28	0
1t)	Hayward, S.D.	2	29	14.5	31	0
1t)	M. Williams, NY-J	2	14	7.0	14	0
1t)	Haden, Cle.	2	9	4.5	9	0
6t)	Kendricks, Min.	1	77	77.0	77t	1
6t)	Talib, Den.	1	46	46.0	46t	1
6t)	Bradham, Phi.	1	28	28.0	28	0
6t)	Breeland, Was.	1	26	26.0	26	0
6t)	Peterson, Ariz	1	25	25.0	25	0
6t)	Butler, Ind.	1	19	19.0	19	0
6t)	*Bradberry, Car.	1	16	16.0	16	0
6t)	Collins, N.E.	1	13	13.0	13	0
6t)	Hal, Hou.	1	12	12.0	12	0
6t)	Abdul-Quddus, Mia.	1	9	9.0	9	0
6t)	Thomas, G.B.	1	9	9.0	9	0
6t)	Trufant, Atl.	1	9	9.0	9	0
6t)	Armstrong, S.F.	1	5	5.0	5	0
6t)	McLeod, Phi.	1	5	5.0	5	0
6t)	Davis, Car.	1	4	4.0	4	0
6t)	Waynes, Min.	1	4	4.0	4	0
6t)	Cox, Ten.	1	3	3.0	3	0
6t)	Porter, Chi.	1	3	3.0	3	0
6t)	Jones, Cin.	1	2	2.0	2	0
6t)	Benwikere, Car.	1	1	1.0	1	0
6t)	Kuechly, Car.	1	1	1.0	1	0
6t)	Amerson, Oak.	1	0	0.0	0	0
6t)	Bethea, S.F.	1	0	0.0	0	0
6t)	Bowman, S.F.	1	0	0.0	0	0
6t)	Carr, Dal.	1	0	0.0	0	0
6t)	Church, Dal.	1	0	0.0	0	0
6t)	Harmon, N.E.	1	0	0.0	0	0
6t)	C. Harris, Den.	1	0	0.0	0	0
6t)	Harrison, Pit.	1	0	0.0	0	0
6t)	Kirkpatrick, Cin.	1	0	0.0	0	0
6t)	Mosley, Bal.	1	0	0.0	0	0
6t)	Quin, Det.	1	0	0.0	0	0
6t)	Shaw, Cin.	1	0	0.0	0	0
6t)	Shazier, Pit.	1	0	0.0	0	0
6t)	Swearinger, Ariz	1	0	0.0	0	0
6t)	Verrett, S.D.	1	0	0.0	0	0
6t)	Weddle, Bal.	1	0	0.0	0	0

**WEEK 2 / THROUGH MONDAY, SEPTEMBER 19, 2016****NFL / LEADERS IN SACKS**

Rank	Player, Team	Sacks
1)	Miller, Den. (LB)	4.0
2t)	Clark, Sea. (DE)	3.0
2t)	Hyder, Det. (DE)	3.0
4t)	Simon, Hou. (LB)	2.5
4t)	L. Williams, NY-J (DT)	2.5
6t)	Bennett, Sea. (DE)	2.0
6t)	Fowler, Jac. (DE)	2.0
6t)	M. Golden, Ariz (LB)	2.0
6t)	Graham, Phi. (DE)	2.0
6t)	Hughes, Buf. (LB)	2.0
6t)	Hunter, Min. (DE)	2.0
6t)	Ingram, S.D. (LB)	2.0
6t)	Jernigan, Bal. (DE)	2.0
6t)	Jones, Ariz (LB)	2.0
6t)	Joseph, Min. (DT)	2.0
6t)	Matthews, G.B. (LB)	2.0
6t)	McLendon, NY-J (DT)	2.0
6t)	Mercilus, Hou. (LB)	2.0
6t)	Orakpo, Ten. (LB)	2.0
6t)	Ware, Den. (LB)	2.0
21t)	Alexander, Buf. (LB)	1.5
21t)	Douzable, Buf. (DT)	1.5
21t)	J. Jones, Mia. (DE)	1.5
21t)	Kerrigan, Was. (LB)	1.5
21t)	Murphy, Was. (DE)	1.5
21t)	Peppers, G.B. (LB)	1.5
21t)	Perry, G.B. (LB)	1.5
21t)	Taylor, Det. (DE)	1.5
21t)	Watt, Hou. (DE)	1.5
21t)	Wilkerson, NY-J (DE)	1.5
21t)	Wolfe, Den. (DE)	1.5

**WEEK 2 / THROUGH MONDAY, SEPTEMBER 19, 2016****NFL / FUMBLE RECOVERIES**

Rank	Player, Team	TotRec	OffRec	DefRec
1t)	Alonso, Mia.	2	0	2
1t)	Cutler, Chi.	2	2	0
1t)	Thompson, Car.	2	0	2
1t)	Sendejo, Min.	2	0	2
5t)	Armstrong, S.F.	1	0	1
5t)	Blount, N.E.	1	1	0
5t)	Bolden, N.E.	1	1	0
5t)	R. Brooks, Phi.	1	0	1
5t)	P. Brown, Buf.	1	0	1
5t)	Campbell, Ariz	1	0	1
5t)	Cobb, G.B.	1	0	1
5t)	Cook, G.B.	1	1	0
5t)	Cyprien, Jac.	1	0	1
5t)	K. Davis, NY-J	1	1	0
5t)	DeCastro, Pit.	1	1	0
5t)	Draughn, S.F.	1	0	1
5t)	Fitzpatrick, NY-J	1	1	0
5t)	Flowers, N.E.	1	0	1
5t)	Free, Dal.	1	1	0
5t)	Garcon, Was.	1	1	0
5t)	Golden, Pit.	1	0	1
5t)	Griffin III, Cle.	1	1	0
5t)	Harold, S.F.	1	0	1
5t)	*D. Harris, N.O.	1	0	1
5t)	Heyward, Pit.	1	0	1
5t)	Hicks, Phi.	1	0	1
5t)	Hunter, Min.	1	0	1
5t)	Hyde, G.B.	1	1	0
5t)	James, Mia.	1	1	0
5t)	Jefferson, Ariz	1	0	1
5t)	Jennings, NY-G	1	1	0
5t)	Johnson, Hou.	1	0	1
5t)	T. Johnson, L.A.	1	0	1
5t)	Jones, Ariz	1	0	1
5t)	Kruger, N.O.	1	0	1
5t)	Laurinaitis, N.O.	1	0	1
5t)	Liuget, S.D.	1	0	1
5t)	Long, N.E.	1	0	1
5t)	*Louis, Cle.	1	1	0
5t)	Manuel, Buf.	1	1	0
5t)	McCown, Cle.	1	1	0
5t)	Mercilus, Hou.	1	0	1
5t)	L. Miller, Hou.	1	1	0
5t)	Ogletree, L.A.	1	0	1
5t)	Palmer, Ariz	1	1	0
5t)	Phillips, Was.	1	0	1
5t)	Ray, Den.	1	0	1
5t)	*Richard, Oak.	1	1	0
5t)	Robey, Buf.	1	0	1
5t)	A. Robinson, Jac.	1	1	0
5t)	Roethlisberger, Pit.	1	1	0
5t)	Ryan, Sea.	1	1	0
5t)	Sproles, Phi.	1	1	0
5t)	Stephen, Min.	1	0	1
5t)	Tannehill, Mia.	1	1	0
5t)	Thielen, Min.	1	1	0
5t)	*Thomas, N.O.	1	1	0
5t)	Tretter, G.B.	1	1	0
5t)	*Ward, Oak.	1	0	1
5t)	Watt, Hou.	1	0	1
5t)	*Wentz, Phi.	1	1	0
5t)	J. White, N.E.	1	1	0
5t)	T. Williams, Cle.	1	1	0



**WEEK 2 / THROUGH MONDAY, SEPTEMBER 19, 2016****NFL / OFFENSIVE FUMBLE RECOVERIES**

Rank	Player, Team	Ret	Yards	Avg	Long	TD
1)	Cutler, Chi.	2	0	0.0	0	0
2t)	*Thomas, N.O.	1	10	10.0	10	0
2t)	Garcon, Was.	1	7	7.0	7	0
2t)	Jennings, NY-G	1	4	4.0	4	0
2t)	*Louis, Cle.	1	1	1.0	1	0
2t)	Blount, N.E.	1	0	0.0	0	0
2t)	Bolden, N.E.	1	0	0.0	0	0
2t)	Cook, G.B.	1	0	0.0	0	0
2t)	K. Davis, NY-J	1	0	0.0	0	0
2t)	DeCastro, Pit.	1	0	0.0	0	0
2t)	Fitzpatrick, NY-J	1	0	0.0	0	0
2t)	Free, Dal.	1	0	0.0	0	0
2t)	Griffin III, Cle.	1	0	0.0	0	0
2t)	Hyde, G.B.	1	0	0.0	0	0
2t)	James, Mia.	1	0	0.0	0	0
2t)	Manuel, Buf.	1	0	0.0	0	0
2t)	McCown, Cle.	1	0	0.0	0	0
2t)	L. Miller, Hou.	1	0	0.0	0	0
2t)	Palmer, Ariz	1	0	0.0	0	0
2t)	A. Robinson, Jac.	1	0	0.0	0	0
2t)	Roethlisberger, Pit.	1	0	0.0	0	0
2t)	Ryan, Sea.	1	0	0.0	0	0
2t)	Sproles, Phi.	1	0	0.0	0	0
2t)	Tannehill, Mia.	1	0	0.0	0	0
2t)	Thielen, Min.	1	0	0.0	0	0
2t)	Tretter, G.B.	1	0	0.0	0	0
2t)	*Wentz, Phi.	1	0	0.0	0	0
2t)	J. White, N.E.	1	0	0.0	0	0
2t)	T. Williams, Cle.	1	0	0.0	0	0
2t)	*Richard, Oak.	1	-2	-2.0	-2	0

**WEEK 2 / THROUGH MONDAY, SEPTEMBER 19, 2016****NFL / DEFENSIVE FUMBLE RECOVERIES**

Rank	Player, Team	Ret	Yards	Avg	Long	TD
1t)	Thompson, Car.	2	9	4.5	9t	1
1t)	Sendejo, Min.	2	5	2.5	3	0
1t)	Alonso, Mia.	2	2	1.0	2	0
4t)	Johnson, Hou.	1	53	53.0	53	0
4t)	Robey, Buf.	1	36	36.0	36t	1
4t)	Hunter, Min.	1	24	24.0	24t	1
4t)	Golden, Pit.	1	21	21.0	21	0
4t)	Harold, S.F.	1	19	19.0	19	0
4t)	Ray, Den.	1	15	15.0	15t	1
4t)	Mercilus, Hou.	1	5	5.0	5	0
4t)	Heyward, Pit.	1	1	1.0	1	0
4t)	Kruger, N.O.	1	1	1.0	1	0
4t)	Armstrong, S.F.	1	0	0.0	0	0
4t)	R. Brooks, Phi.	1	0	0.0	0	0
4t)	P. Brown, Buf.	1	0	0.0	0	0
4t)	Campbell, Ariz	1	0	0.0	0	0
4t)	Cobb, G.B.	1	0	0.0	0	0
4t)	Cyprien, Jac.	1	0	0.0	0	0
4t)	Draughn, S.F.	1	0	0.0	0	0
4t)	Flowers, N.E.	1	0	0.0	0	0
4t)	*D. Harris, N.O.	1	0	0.0	0	0
4t)	Hicks, Phi.	1	0	0.0	0	0
4t)	Jefferson, Ariz	1	0	0.0	0	0
4t)	T. Johnson, L.A.	1	0	0.0	0	0
4t)	Jones, Ariz	1	0	0.0	0	0
4t)	Laurinaitis, N.O.	1	0	0.0	0	0
4t)	Liuget, S.D.	1	0	0.0	0	0
4t)	Long, N.E.	1	0	0.0	0	0
4t)	Ogletree, L.A.	1	0	0.0	0	0
4t)	Phillips, Was.	1	0	0.0	0	0
4t)	Stephen, Min.	1	0	0.0	0	0
4t)	*Ward, Oak.	1	0	0.0	0	0
4t)	Watt, Hou.	1	0	0.0	0	0

WEEK 2 / THROUGH MONDAY, SEPTEMBER 19, 2016

Team/Offense Rank (Within League)

BAL	BUF	CIN	CLE	DEN	HOU	IND	JAX	KC	MIA	NE	NYJ	OAK	PIT	SD	TEN	ARI	ATL	CAR	CHI	DAL	DET	GB	LA	MIN	NO	NYG	PHI	SF	SEA	TB	WAS		
20	30	10	24	16	19	18	13	17	25	5	4	1	8	12	22	11	2	3	31	15	6	29	32	28	9	14	21	27	26	23	7		
24	17	7	6	13	27	21	18	20	11	12	9	2	14	16	19	8	1	10	22	23	5	30	32	26	4	15	28	31	29	25	3		
23	24	31	8	4	11	22	30	15	27	7	5	2	6	3	13t	16	17	1	25t	13t	9	19	28t	32	28t	20	10	12	18	21	25t		
29	22	30	2	7	24	11	26	4	16	14	10	1	12	8	9	13	5	19	23	3	17	31	32	18	28	21	27	25	20	6			
16	30	2	27	26	23	14	5	18t	13	9	10	6	12	25	22	8	1	15	29	17	7	31	32	20	4	11	24	28	21	18t	3		
20	10	5	22	14	19	28	18	30	15	3	2	9	12	17	24	8	1	13	23	21	16	31	32	11	6	4	25	29	26	27	7		
19	18	11	30t	30t	29	9	25t	10	20t	1t	16t	1t	28	1t	20t	1t	14	22	27	1t	12	15	24	1t	1t	16t	1t	23	13	32	25t		
10	8	30	31	9	19	27	15	28	24t	17t	5	1	3	23	24t	14	12t	12t	32	11	21	29	26	20	6	17t	16	4	22	7	2		
19t	31t	23	28	9	27	10t	19t	19t	26	5t	2t	1	14t	2t	16t	8	7	29t	2t	5t	2t	24t	31t	29t	13	19t	10t	10t	24t	16t	14t		
4t	29	30	16	13	15	6t	31	27	24	1	10t	17	4t	6t	6t	14	22t	3	22t	2	10t	9	32	21	26	10t	28	18	25	19t	19t		
21t	10	1t	19t	1t	1t	1t	11t	1t	21t	27t	27t	14t	11t	27t	1t	27t	14t	27t	21t	1t	27t	14t	14t	14t	1t	21t	1t	19t	11t	21t	21t		
28	5	14t	24t	7t	27	24t	17t	9	14t	10	29t	31	12	23	17t	21	1	14t	2	17t	22	32	20	26	11	7t	4	29t	6	13	3		
3	12	24	26t	32	13	22	10	4	5t	14	11	29	17t	16	15	31	8	19	20	7	21	23	2	1	28	26t	5t	25	17t	30	9		
20	23	18	13	14	8	4	6	21	12	31	15	5	9	29	17	26	28	1	27	10	7	24	25	30	3	2	16	19	22	11	32		
19	12	9	17	10	20	3	2	16	18	30	8	23t	7	31	21	28	23t	4	26	14t	1	14t	11	27	5	22	29	13	25	6	32		
22t	22t	20t	29	9t	17t	9t	25	16	27	12t	6t	3	4	2	28	5	6t	1	30	15	12t	19	32	17t	14	26	8	9t	31	22t	20t		
1t	29t	14t	29t	18t	13	1t	20t	1t	24t	18t	14t	24t	1t	20t	24t	24t	1t	14t	32	1t	1t	1t	1t	23	28	20t	17	1t	1t	29t	1t		

Opponent/Defense Rank (Within League)

BAL	BUF	CIN	CLE	DEN	HOU	IND	JAX	KC	MIA	NE	NYJ	OAK	PIT	SD	TEN	ARI	ATL	CAR	CHI	DAL	DET	GB	LA	MIN	NO	NYG	PHI	SF	SEA	TB	WAS		
2	23t	15t	20	6	3	30	12	17	27t	25	19	32	22	23t	14	13	29	7	9	18	26	11	10	5	31	8	4	15t	1	21	27t		
12	20	11	18	1	8	29	15	17	16	30	31	32	24	21	14	7	26	9	3	25	27	10	5	4	28	6	19	13	2	22	23		
16	15	32	17t	24	12	29	26t	30	31	9	5	21	2	7	14	11	26t	17t	22	13	20	1	19	6	23	4	10	25	3	8	28		
23	4	21	10	24	30	25	19	13	15	27	12	22	8	31	16	11	26	14	9	29	32	1	6	5	17	7	28	18	2	3	20		
1	24	11	21	2	3	25	8	16	17	28	26	32	31	29	13t	15	22	7	6	18	23	19	9	10	30	13t	5	12	4	27	20		
8	29	10	19	1	2	27	16	18	17	25	31	32	22	14	13	5	24	11	6	21	20	23	9	3	30	4	15	12	7	28	26		
5t	26t	3	13t	10	16	20	26t	9	24	13t	7	22	15	8	21	2	23	1	18	11	25	19	26t	12	26t	26t	5t	4	26t	26t	17		
7t	9t	25t	29	4	1	25t	11	21	13	23	3	27	32	20	17	15	31	12	16	18t	14	6	24	7t	28	30	5	22	2	18t	9t		
1t	24t	18	22t	14t	1t	31	20	14t	30	21	5	32	11t	24t	8t	29	8t	10	19	26t	6	22t	11t	26t	14t	4	7	1t	11t	26t			
14	24t	12	23	28t	2	24t	30t	10	15t	24t	6	18t	3	5	20t	28t	13	11	18t	22	24t	4	15t	30t	17	20t	7	8t	1	8t	32		
25t	4t	4t	15t	25t	4t	1t	25t	25t	22t	4t	15t	25t	14	24	1t	4t	15t	15t	25t	4t	25t	22t	15t	4t	4t	1t	4t	15t	4t	15t	25t		
24	2	10t	28	6	26	13t	22	3	25	10t	19t	31	17	9	15	16	1	27	19t	30	4t	29	4t	10t	13t	23	32	18	7	19t	8		
5t	7	32	30	13	24	17t	2	15	11t	8	16	9	29	19	31	20	3	10	25	17t	4	27	14	21	1	5t	11t	23	26	28	22		
18	4	25	26	32	16	31	14	8	1	5	12	19	11	3	2	22	28	20	21	23	24	13	17	6	29	30	15	7	10	9	27		
19	5	27	17	31	20	32	21	1	2	7	24	9	13	6	10	25	16	23	4	3	26	29	15	11	28	30	8	22	12	14	18		
4	21	16t	25t	10t	3	32	29t	16t	13t	15	25t	31	8t	19	10t	5t	27	20	24	13t	22t	10t	7	5t	22t	8t	2	16t	1	28	29t		
1	20t	12t	16t	12t	20t	16t	20t	7t	7t	2t	12t	5t	20t	5t	7t	7t	2t	20t	20t	20t	7t	20t	20t	20t	16t	19	2t	20t	12t	20t	20t		