



**REGULAR SEASON WEEK THREE  
MINNESOTA VIKINGS AT CAROLINA PANTHERS  
BANK OF AMERICA STADIUM • 9/25/16**





# NEWS RELEASE

**U.S. BANK STADIUM  
INAUGURAL SEASON**

9520 VIKING DRIVE, EDEN PRAIRIE, MN 55344 • VIKINGS.COM

## WEEK 3 - MINNESOTA VIKINGS AT CAROLINA PANTHERS SUNDAY, SEPTEMBER 25, 2016 - BANK OF AMERICA STADIUM - NOON CT - FOX

### 2016 VIKINGS SCHEDULE

#### PRESEASON (4-0)

| Date          | Opponent      | Time (CT) | TV/Result |
|---------------|---------------|-----------|-----------|
| 8/12 (Fri.)   | at Cincinnati | 6:30 p.m. | W, 17-16  |
| 8/18 (Thurs.) | at Seattle    | 9:00 p.m. | W, 18-11  |
| 8/28 (Sun.)   | SAN DIEGO     | Noon      | W, 23-10  |
| 9/1 (Thurs.)  | LOS ANGELES   | 7:00 p.m. | W, 27-25  |

#### REGULAR SEASON (2-0)

| Date           | Opponent        | Time (CT)  | TV/Result |
|----------------|-----------------|------------|-----------|
| 9/11 (Sun.)    | at Tennessee    | Noon       | W, 25-16  |
| 9/18 (Sun.)    | GREEN BAY       | 7:30 p.m.  | W, 17-14  |
| 9/25 (Sun.)    | at Carolina     | Noon       | FOX       |
| 10/3 (Mon.)    | NEW YORK GIANTS | 7:30 p.m.  | ESPN      |
| 10/9 (Sun.)    | HOUSTON         | Noon       | CBS       |
| 10/16 (Sun.)   | BYE WEEK        |            |           |
| 10/23 (Sun.)   | at Philadelphia | Noon*      | FOX       |
| 10/31 (Mon.)   | at Chicago      | 7:30 p.m.  | ESPN      |
| 11/6 (Sun.)    | DETROIT         | Noon*      | FOX       |
| 11/13 (Sun.)   | at Washington   | Noon*      | FOX       |
| 11/20 (Sun.)   | ARIZONA         | Noon*      | FOX       |
| 11/24 (Thurs.) | at Detroit      | 11:30 a.m. | CBS       |
| 12/1 (Thurs.)  | DALLAS          | 7:25 p.m.  | NBC/NFLN  |
| 12/11 (Sun.)   | at Jacksonville | Noon*      | FOX       |
| 12/18 (Sun.)   | INDIANAPOLIS    | Noon*      | CBS       |
| 12/24 (Sat.)   | at Green Bay    | Noon*      | FOX       |
| 1/1/17 (Sun.)  | CHICAGO         | Noon*      | FOX       |

\*Subject to flex scheduling

All preseason and regular season games will be radio broadcast on KFan/KTLK (FM 100.3) / (AM 1130)

### GAME SUMMARY



The Minnesota Vikings (2-0) travel to play the defending NFC Champion Carolina Panthers (1-1) in Week 3 with kickoff scheduled for noon CT. Both teams captured wins in Week 2, with the Vikings defeating the Packers, 17-14, on Sunday Night Football and the Panthers beating the 49ers, 46-27. In the last matchup between the 2 clubs, the Vikings beat the Panthers 31-13 in a Week 13 matchup in 2014 at TCF Bank Stadium.

For the 4th time in his 15-game career, WR **Stefon Diggs** surpassed 100 receiving yards, with a 182-yard performance, the 8th most in Vikings history. Diggs leads the NFL in receiving yards with 285 yards on 16 receptions through 2 weeks.

In his 1st action as a Viking, QB Sam Bradford led Minnesota to its 1st win at U.S. Bank Stadium in the inaugural game at the new stadium. Bradford threw for 286 yards, 2 TDs and 0 INTs, recording a 121.1 passing rating. His 286 yards is the 2nd most by any QB in their Viking debut.

The Vikings defense, which ranks 5th in the NFL allowing 289.5 yards per game, totaled 5 sacks vs. Green Bay in Week 2. DT **Linval Joseph** and DE **Danielle Hunter** have each recorded a sack in both games in 2016. CB **Trae Waynes**, who leads the Vikings with 4 passes defended this season, snagged his 1st career regular season INT helping seal the victory vs. Green Bay.

### BROADCAST COVERAGE

**NATIONAL TELEVISION: FOX (Channel 9 in the Twin Cities)**

**Play-by-Play:** Chris Myers

**Analyst:** Ronde Barber

**Sideline:** Jennifer Hale



**LOCAL RADIO: KFAN-FM 100.3/KTLK-AM 1130**

**Play-by-Play:** Paul Allen

**Analyst:** Pete Berlich

**Sideline Reporter:** Greg Coleman and Ben Leber

**Pre-Game Show:** Mike Mussman – 10:00 a.m. CT

KFan and KTLK serve as the flagship stations for the 72-station, 5-state Vikings Radio Network.



### WEEKLY MEDIA SCHEDULE

**Tuesday, September 20**

No Media Access

**Wednesday, September 21**

11:00 a.m. – Zimmer/Bradford Press Conferences & Open Locker Room

1:00 p.m. – Practice (Filming available at beginning)

**Thursday, September 22**

11:00 a.m. – Coordinators Available Post-Practice & Open Locker Room

1:00 p.m. – Practice (Filming available at beginning)

**Friday, September 23**

11:00 a.m. – Practice (Filming available at beginning)

12:35 p.m. – Zimmer Press Conference & Open Locker Room

**Saturday, September 24**

No Media Access

**Sunday, September 25**

Noon CT – Minnesota Vikings at Carolina Panthers on FOX

\*Practice open to media at the beginning

Reminder - No tweeting or live streaming from practice field during open portion of practice

### STAT OF THE WEEK

The Vikings lead the NFL in opponent fumble recoveries after the 1st 2 games of the 2016 season.

**Team** **FRs**

1) Minnesota Vikings..... 4

2) 4 teams tied..... 3

### NORSEMAN NOTABLES

- For the 1st time in Zimmer's 3-year tenure, the Vikings have started the season 2-0.
- The Vikings are 4-0 in games where WR **Stefon Diggs** records 100+ receiving yards.
- Diggs** is tied for 1st in the NFL with 12 receptions resulting in a 1st down and is tied for 4th with 4 receptions of 20+ yards. Diggs is 1 of 2 in the NFL (Fuller, HOU) to start 2016 with 2 games of 100+ receiving yards.
- The Vikings defense sacked Aaron Rodgers 5 times in Week 2, marking the 8th time under Zimmer the Vikings have recorded at least 5 sacks in a game.
- DE **Danielle Hunter**, who was 2nd in the NFL among all rookies with 6.0 sacks last season, has 2.0 sacks through the first 2 games. Hunter, who turned 21 last October 29, is still the 2nd-youngest player on the Vikings roster (Laquon Treadwell).
- The Vikings rank 2nd in the NFL with a +5 TO differential, trailing only the Cardinals (+7).
- Vikings LB **Eric Kendricks**, who was named NFC DPOW in Week 1, brought in his 1st career INT, which he returned 77 yards for a TD at Tennessee (9/11). The 77-yard INT return TD was the 6th-longest by a Vikings LB in team history.
- The Vikings have won 5 consecutive regular season games for the 2nd time under Zimmer.
- After totaling 7 catches for 96 yards through 2 games, TE **Kyle Rudolph** moved into 4th for receptions in team history by a TE with 189. Rudolph, who caught his 23rd career TD in Week 2, is just 5 TDs shy of matching Steve Jordan's Vikings team record for TDs by a TE with 28.
- WR **Cordarrelle Patterson** leads the NFL with a 41.0 KR average. Patterson has returns of 37 and 61 yards after 2 weeks. For the first time in his NFL career, Patterson received touches on a kick return, punt return, rushing and receiving at Tennessee (9/11).
- The Vikings defense leads the NFL with 5 forced fumbles and has allowed only 4 plays for 20+ yards, tied for 3rd in the NFL.

# HEAD COACH MIKE ZIMMER



## MIKE ZIMMER



**NFL Head Coach:** 3rd year  
**Overall NFL Experience:** 23rd Year  
**Coaching Experience:** 38th Year  
**Overall NFL Record:** 20-15 (.571)  
**Regular Season:** 20-14 (.588)  
**Postseason:** 0-1 (.000)  
**Record with MIN:** 20-15 (.571)

Mike Zimmer enters his 3rd season as Vikings Head Coach in 2016 with a team gaining confidence and a roster full of young talent hungry to build on the foundation that begun in 2014. The team moves into state-of-the-art U.S. Bank Stadium poised for sustained success.

Zimmer was hired as the 9th head coach in Vikings history on Jan. 15, 2014. A veteran defensive coordinator,

Zimmer enters his 23rd season on an NFL sideline in 2016.

In his 2nd season leading the Vikings in 2015, Zimmer piloted the club to an NFC North title and a Wild Card Playoff berth. The team played clean, smart football down the stretch and won 3 in a row to end the regular season, capturing the division crown at Green Bay and taking the title from the 4-time defending NFC North champs. The Vikings 11-5 mark tied for the 2nd-best record since 2000, gave the Vikings their 1st North crown since 2009, and the club gained valuable playoff experience. Minnesota was the least-penalized team in the NFL with 88 and lowest penalized offense in the NFL, with only 30 on the season.

The 2015 Vikings earned their success with a strong running game and stingy defense. Adrian Peterson led the NFL in rushing for the 3rd time in his career en route to 1st-Team All-Pro and Pro Bowl honors. Teddy Bridgewater continued to grow in his role as a playmaker and engineering the offense, improving throughout his 2nd pro season. The defense improved to #13 in total defense, jumping from the #25 rush defense to #17. The Vikings defense ranked 5th in the NFL by allowing only 18.9 points per game. It marked the 4th time in the past 5 seasons a Zimmer defense ranked in the top 5 in NFL points allowed.

The Vikings rookies made strong contributions for the 2nd straight season. The club was led in tackles by rookie LB Eric Kendricks and in receiving by WR Stefon Diggs. Rookie DE Danielle Hunter ranked 2nd on the team in sacks, and the team tied a franchise record by having 6 rookies start in a game, at Arizona.

The 2014 Vikings turned to Bridgewater to start 12 games of his rookie season, and he responded with a 6-6 record, going 3-2 in his final 5 starts, and set virtually every franchise record for a rookie QB. Defensively, the 2014 Vikings improved from #31 in total defense to #14 in the NFL with a new lineup. The Vikings #7 ranking in the NFL in passing defense was the highest finish since the 1993 season when the club was #6. The Vikings had a 113-point improvement in offensive points allowed from 2013 to 2014, the biggest improvement in the NFL in that span.

In his NFL tenure, Zimmer has been a part of 12 playoff teams and teams that have won 8 Division titles. He coached the Cowboys DBs when Dallas won Super Bowl XXX over Pittsburgh after the 1995 season. From 2009-13, Zimmer's Bengals defenses ranked in the NFL's top 10 in total defense 4 times, climbing to #3 in 2013. From 2011-13, the Bengals ranked #2 in the NFL with 139 sacks (46.3 per season) and allowed 18.8 points per game, ranking #4 in the NFL in points allowed. The 2013 Bengals posted 20 INTs, the 5th-best mark in the NFL.

Zimmer's arrival in Cincinnati for the 2008 season signaled a franchise turnaround on the defensive side of the ball. The Bengals notched top-10 defensive rankings in 2009, '11,

'12 and '13 after only cracking the NFL's top 10 once in 18 seasons prior to Zimmer joining the team. During his tenure, Zimmer coached Geno Atkins as he became one of the top DTs in the NFL, earning consensus All-Pro honors in 2012 and Pro Bowl berths in 2011 and 2012. In 2013, LB Vontaze Burfict continued his rise from an undrafted rookie free agent in 2012 to a Pro Bowler in 2013. Atkins became the 1st Bengals defensive lineman since Tim Krumrie in 1988 to earn a Pro Bowl trip, and Burfict was the 1st Bengals LB to be honored since Jim LeClair in 1976. Over the 2012 and 2013 seasons, the Bengals had 4 different players earn AFC Defensive Player of the Week honors - Michael Johnson, Carlos Dunlap, Atkins and Burfict.

Zimmer led top-10 defenses for Dallas in both a 4-3 and 3-4 scheme. The 2003 Cowboys defense ranked #1 in the NFL with only 253.3 yards per game allowed. During Zimmer's tenure in Dallas as DBs coach (1994-99) and defensive coordinator (2000-06) the team ranked in the top 5 of NFL scoring defense a total of 6 times. The 1995 Cowboys hoisted the Lombardi Trophy in Super Bowl XXX with a win over Pittsburgh, and one of Zimmer's pupils, CB Larry Brown, won the Super Bowl MVP award with a pair of INTs in the game. Brown is 1 of only 3 DBs to earn Super Bowl MVP honors in the history of the game.

Before moving to the NFL ranks, Zimmer spent 15 seasons coaching at the collegiate level. He spent his final 5 seasons in the college ranks as defensive coordinator at Washington State from 1989-93. Zimmer was at Weber State from 1981-88, serving as defensive coordinator from '83-88. He entered the profession at Missouri as an assistant from 1979-80.

Zimmer played QB and later LB at Illinois State, earning a degree in physical education. He has 3 children - son, Adam, and daughters, Corri and Marki. Adam is coaching the Vikings LBs after having spent time with Kansas City, New Orleans and Cincinnati as an assistant LBs and DBs coach. The father and son have each both earned Super Bowl titles with Adam's coming after the 2009 season when the Saints won Super Bowl XLIV over Indianapolis. Coaching is a family tradition with the Zimmers as Mike's father, Bill, earned Illinois Hall of Fame honors as a prep football and wrestling coach. Zimmer played football, baseball and wrestled at Lockport Township High School in suburban Chicago. Both Bill and Mike Zimmer have been inducted into the Lockport Hall of Fame, and Bill is also in the Bradley University (Peoria, IL) and Illinois High School Halls of Fame.

Vikki Zimmer, Mike's wife of 27 years, passed away in Cincinnati on Oct. 8, 2009. The Pro Football Writers of America recognized Zimmer overcoming the tragedy and the Bengals #4 ranked defense playing a key role in winning the AFC North title by voting him the winner of the Halas Award for the season, an annual award presented to the individual in the NFL that overcame the most adversity to succeed.

### Zimmer's Background Player

1974-76 ..... Illinois State (QB/LB)

### Coach

1979 ..... Missouri (Assistant Coach)  
 1981-82 ..... Weber State (Assistant Coach)  
 1983-88 ..... Weber State (Defensive Coordinator)  
 1989-93 ..... Washington State (Defensive Coordinator)  
 1994-1999 ..... Dallas Cowboys (Assistant Coach)  
 2000-06 ..... Dallas Cowboys (Defensive Coordinator)  
 2007 ..... Atlanta Falcons (Defensive Coordinator)  
 2008-13 ..... Cincinnati Bengals (Defensive Coordinator)  
 2014- ..... Minnesota Vikings (Head Coach)

## ZIMMER'S COACHING BACKGROUND

| Year | Team             | Position         | W-L-T  | Result                                    | NFL Ranking | Yds/Off Pts allowed |
|------|------------------|------------------|--------|---|-------------|---------------------|
| 1979 | Missouri         | Assistant Coach  | 7-5    | Hall of Fame Bowl (W)                     |             |                     |
| 1980 | Missouri         | Assistant Coach  | 8-4    | Liberty Bowl (L)                          |             |                     |
| 1981 | Weber State      | Assistant Coach  | 7-4    |   |             |                     |
| 1982 | Weber State      | Assistant Coach  | 4-7    |   |             |                     |
| 1983 | Weber State      | Def. Coordinator | 6-5    |   |             |                     |
| 1984 | Weber State      | Def. Coordinator | 5-6    |   |             |                     |
| 1985 | Weber State      | Def. Coordinator | 6-5    |   |             |                     |
| 1986 | Weber State      | Def. Coordinator | 3-8    |   |             |                     |
| 1987 | Weber State      | Def. Coordinator | 10-3   | FCS Playoffs - 2nd Round                  |             |                     |
| 1988 | Weber State      | Def. Coordinator | 5-6    |   |             |                     |
| 1989 | Washington State | Def. Coordinator | 6-5    |   |             |                     |
| 1990 | Washington State | Def. Coordinator | 3-8    |   |             |                     |
| 1991 | Washington State | Def. Coordinator | 4-7    |   |             |                     |
| 1992 | Washington State | Def. Coordinator | 9-3    | Copper Bowl                               |             |                     |
| 1993 | Washington State | Def. Coordinator | 5-6    |   |             |                     |
| 1994 | Dallas           | DBs              | 12-4   | NFC East Champs, NFC Championship Game    |             |                     |
| 1995 | Dallas           | DBs              | 12-4   | NFC East Champs, Super Bowl XXX Champions |             |                     |
| 1996 | Dallas           | DBs              | 10-6   | NFC East Champs, Divisional               |             |                     |
| 1997 | Dallas           | DBs              | 6-10   |   |             |                     |
| 1998 | Dallas           | DBs              | 10-6   | NFC East Champs, Wild Card                |             |                     |
| 1999 | Dallas           | DBs              | 8-8    | Wild Card                                 |             |                     |
| 2000 | Dallas           | Def. Coordinator | 5-11   |   |             | 19/21               |
| 2001 | Dallas           | Def. Coordinator | 5-11   |   |             | 4/19                |
| 2002 | Dallas           | Def. Coordinator | 5-11   |   |             | 18/12               |
| 2003 | Dallas           | Def. Coordinator | 10-6   | NFC East Champs, Wild Card                |             | 1/4                 |
| 2004 | Dallas           | Def. Coordinator | 6-10   |   |             | 16/27               |
| 2005 | Dallas           | Def. Coordinator | 9-7    |   |             | 10/11               |
| 2006 | Dallas           | Def. Coordinator | 9-7    | Wild Card                                 |             | 13/21t              |
| 2007 | Atlanta          | Def. Coordinator | 4-12   |   |             | 29/25t              |
| 2008 | Cincinnati       | Def. Coordinator | 4-11-1 |   |             | 12/1                |
| 2009 | Cincinnati       | Def. Coordinator | 10-6   | AFC North Champs, Wild Card               |             | 4/8t                |
| 2010 | Cincinnati       | Def. Coordinator | 4-12   |   |             | 15/19               |
| 2011 | Cincinnati       | Def. Coordinator | 9-7    | Wild Card                                 |             | 7/9                 |
| 2012 | Cincinnati       | Def. Coordinator | 10-6   | Wild Card                                 |             | 6/6                 |
| 2013 | Cincinnati       | Def. Coordinator | 11-5   | AFC North Champs, Wild Card               |             | 3/4                 |
| 2014 | Minnesota        | Head Coach       | 7-9    |   |             | 14/13               |
| 2015 | Minnesota        | Head Coach       | 11-5   | NFC North Champs, Wild Card               |             | 13/9                |
| 2016 | Minnesota        | Head Coach       | 2-0    |   |             | 5/5t                |



**MONDAY, SEPTEMBER 19, 2016**  
**Vikings Head Coach Mike Zimmer**

**Good morning. Well, it's going to be another bad Tuesday. Every week, Tuesdays are bad. It's game plan day tomorrow, so I'll be watching Carolina. I thought it was a good team win that we had yesterday. We did a lot of good things as a team. We hit some big plays offensively. We scored in the red zone. We punted the ball down and put them down inside the 20-[yard line] five times. So things that I talked about – field position – I think that was good. Defensively, obviously I thought we played good for most of the night. We played with a lot of heart and fight. Made all of the kicks, so I know everybody is excited about that. So, I thought it was a good team victory.**

**Q: What is the update on Adrian Peterson?**

A: We're going, just like I told KFAN, if you listened. We're going through the evaluation process to figure out what the next procedure will be, the options that we have.

**Q: How realistic is it that he can play this weekend?**

A: You listened. I don't know. We're still going through all the options. We'll have an update as soon as we figure it out, we'll have an update for you, I promise.

**Q: If he can't play, what do this do to your running back situation?**

A: Just try to find a way to win, same as we always do. Play as a team, do the right things.

**Q: When you say 'all options,' does that mean not having surgery?**

A: We're just looking at the options. I don't know what they all are. He's sitting down with the doctors and Suge [Eric Sugarman] and all that stuff.

**Q: What happened on the play he got injured?**

A: His heel got kind of planted and then a guy hit him from the side a little bit.

**Q: What has been your evaluation of the running game through two weeks?**

A: Not very good. We didn't play very good up front last night. We didn't pass protect very well. We didn't do a very good job in the run block. They got after us up front, I thought. So we've got to do better.

**Q: Did they tell you what kind of tear he suffered?**

A: I don't know the medical terminology. I just know it's a torn meniscus.

**Q: With that said, did they tell you how limited he will be at practice this week?**

A: I don't know yet.

**Q: With the penalties, how much of that do you attribute to excitement or discipline?**

A: Well, some of them were discipline issues and some of them were sloppy technique. We were a little grabby. The one on [Stefon] Diggs was discipline. We jumped offsides twice offensively. The pass interference, the quarterback got out of the pocket and we grabbed a couple times. So it was holding not pass interference. We've got to clean those up. We can't have that many penalties. That hasn't been our M.O. here.

**Q: What has allowed this team to keep its focus and overcome adversity?**

A: Rick [Spielman] has brought in a lot of guys, high-character guys that want to work, that want to get better. I keep saying that this is about the team. Everything we do is about the team here. We're not going to be the only team in the league to have injuries. It's just part of pro football. So we're going to keep plugging away and keep doing our very best to find a way to win.

**Q: Brian Robison is one of those veteran guys who has stepped up these first two weeks and made big plays. Can you talk about how he has been doing so far?**

A: He's done good. The team voted him as a captain. He works real hard. He continues to work on his craft. He tries to teach the young guys. He tries to help Danielle [Hunter] out a lot. Really all of those guys on the defensive line, they do a good job.

**Q: Does the fact that you have used McKinnon and Asiata in a bigger role before give you confidence?**

A: Yeah, I have a lot of confidence in those two guys. I think they're both different types of runners but I think the combination of the two can help us.

**Q: Did you anticipate that Sam Bradford could throw the ball as well as he did?**

A: I knew he could throw the ball like he did because I've seen him in practice and I saw him on all the tapes. He throws the ball good and I thought he was tough. He hung in there on some of those throws. For the most part, I think he went to the right reads. The throw to [Kyle] Rudolph, after he hurt his hand, was a great throw. The deep throw to Diggs was a great one. The touchdown throw to Diggs was a great one. Actually the fourth and two play, where they zero blitzed and he faded back away from the rusher and kind of let Diggs get open, was a pretty heady play. So, I thought he did a lot of good things.

**Q: What was your first reaction to him going to the locker room? Did you think it was something serious?**

A: Well I didn't know. You always think it's serious, I guess, when they leave the field. Just time for Shaun [Hill] to get ready.

**Q: How do you balance scooping the ball and getting it into the end zone and just falling on it?**

A: There's really a fine line there. Defensive players want to get it and score. When they're open, when they have the opportunity in the open field they should do that. I don't think we were quiet aware of the situation. The first one that [Andrew] Sendejo picked up, he just lost it again. So, I don't think that was one. The one in the middle of the field I thought Captain [Munnerlyn] should have got on it. The situation that we were at in the ball game. We did the one that Brian [Robison] stripped out. I'm trying to think...was there one more? Oh, it was [Eric] Kendricks. He was trying to pick it up, he should have definitely got on the ball. I talked to them about it this morning.

**Q: Do you think that is carry over from Danielle Hunter getting in the end zone last week?**

A: Yeah, I think so.



**Q: Is there a concern about rushing Adrian Peterson back because you do have confidence in your other two backs?**

A: You know what we try to do, when players are ready to play, we play them. We don't concern ourselves about the other things. That was a good question, though.

**Q: Has there been any worst-cast scenario discussed, maybe a couple months for Adrian?**

A: I really don't know. I know he talked to Suge and he talked to the doctor. They're always getting second opinions, that's what they do.

**Q: Where does that Stefon Diggs miscue with running onto the field come from after he has show so much leadership recently?**

A: You're right, he has been trying to be more of a leader. He has been extremely competitive this training camp and since he's come back here. I think he thought he was protecting one of his teammates. That's not the way to go about it and he knows it, I actually talked to him about today in the meeting.

**Q: You said it's going to be another bad Tuesday, How would you describe the adversity you've had to face already this season?**

A: Well, I was actually talking about game planning for guys like [Aaron] Rodgers and Cam Newton, that's what I have to do. Last Tuesday was pretty miserable and this Tuesday will be miserable again. But as far as the adversity, I think this is a pretty resilient football team. I think they're tough, I think they're determined. I think they understand that you win football games as a team. You don't win them with one guy. That's kind of why we have so many signs up here. We talk about that all the time.

**Q: When did you turn your attention to the Panthers? Last night?**

A: No, not last night. The first thing we do is we come in, Rick [Spielman] and I sit down and we watch the tape early in the morning from the game, and then I watch the tape with the coaches. We have a short meeting on it, about how players played and so on and so forth, things that happened in the game, and then I start getting on Carolina or whoever we're playing next.

**Q: What are your thoughts on Carolina's offense?**

A: Yeah, it's a headache. It's a headache. They are very, very talented. They've got huge receivers. They've got, obviously, a quarterback who can really run. They run a lot of misdirection things. They run a lot of the option stuff, the naked, and they've got quarterback draws, quarterback runs. The tight end is a really good – more than one – but especially [Greg] Olson. He's a really good tight end. The running backs are good. [Jonathan] Stewart, I guess he's going to be out, but he's really good. They have a ton of weapons. It's not a surprise that they're scoring 43 or 46 or whatever they scored.

**Q: Their offense turned the ball over four times and scored 46 points.**

A: I don't know. I try not to think about the team scoring 46 as much as I possibly can.

**Q: You don't get to pick the schedule, but you have a pretty good test in Week Three. Do you like the timing of it?**

A: These first five games are all, in my opinion, pretty darn tough. So, we're just going to line them up one week at a time and try to do our best.

**Q: How important is it that the next man steps up and no one misses a beat?**

A: Well, it's important that you have character. These guys are professional football players. It's not like we're going back to college to get these guys. These guys have all played really good at a high level at some point in time, and that's why the depth of your football team is important. When injuries do occur, guys like Trae Waynes coming in last night or Mackensie Alexander going in and playing, that's part of it. That's why we have depth on this football team, and we're going to be OK. We'll keep fighting, and the more we understand how to win football games, the more chances we have of doing that if we execute.

**Q: Speaking of depth, the defensive line seemed to really get after Aaron Rodgers. How do you evaluate that unit?**

A: I thought we executed the rush plan pretty well. He [Aaron Rodgers] got out a couple times, like he always does, but we were able to get him on the ground quite a few times. It's always a combination of the coverage, the rush and the different things about it. When you play – I can't remember how many plays Everson [Griffen] and B-Rob [Brian Robison] played, it was in the 60s I think, and you're pass rushing as much as they did – you've got to suck it up and go. I thought those guys did a good job. Linval [Joseph] had a nice game. Tom Johnson had a good game. Obviously, B-Rob had a good game. That's one of the strengths of our football team, and we've got to continue to do that.

**Q: What can you say about how Shaun Hill helped Sam Bradford over the last two weeks?**

A: Shaun is a pro's pro, number one. I couldn't tell you how much he helps [Sam]. I know that the relationship they had before was good for when this thing came about. I can't tell you how much time, but I know they talk a lot when I watch them out here at practice. Shaun came up to me several times during the game and talked about things, but it's great to have a guy like him. He comes in last week, and we end up beating Tennessee and he makes some great throws. I think he sees things through Norv's [Turner] eyes as well.



## RON RIVERA



**NFL Head Coach:** 6th Year  
**Overall NFL Experience:** 20th Year  
**Coaching Experience:** 20th Year  
**Overall NFL Record:** 51-36-1 (.586)  
**Regular Season:** 48-33-1 (.593)  
**Postseason:** 3-3 (.500)  
**Record with CAR:** 51-36-1 (.586)  
**Record vs. MIN:** 1-2 (.333)  
**College:** Cal '83

Ron Rivera became the fourth coach in Carolina Panthers history on January 11, 2011.

In five seasons, Rivera has guided the team to a Super Bowl appearance, an NFC Championship and three NFC South titles. He is a two-time (2013 and 2015) Associated Press NFL Coach of the Year award winner.

In 2015, Rivera led the Panthers to the second Super Bowl appearance in team history following a franchise-best 15-1 record and their third consecutive NFC South championship. In the process, Carolina became the fourth team in the Super Bowl era to start a season 14-0, joining the 1972 Miami Dolphins, 2007 New England Patriots and 2009 Indianapolis Colts. Carolina's 18-game regular season winning streak was the longest in NFC history. In 2014, Rivera led the Panthers to their second consecutive NFC South championship and the team's first playoff win since 2005. The Panthers became the first team since 1970 to overcome a six-game losing streak and win their division. In 2013, Rivera directed Carolina to 12 wins, the NFC South title and its first playoff appearance since 2008.

Before joining the Panthers, Rivera was an assistant coach with the San Diego Chargers (2007-2010), Chicago Bears (2004-06, 1997-98) and Philadelphia Eagles (1999-2003). In 2006, the Bears defense led the NFL with 44 takeaways, helping propel Chicago to an appearance in Super Bowl XLI. He is just the third Latino head coach in NFL history, joining Tom Flores with the Oakland Raiders (1979-1987) and Seattle Seahawks (1992-94) and Tom Fears with the New Orleans Saints (1967-1970).

A second-round draft choice in 1984 by Chicago, Rivera played nine seasons with the Bears. Primarily an outside linebacker, he was a member of the 1985 Super Bowl XX winning team.

Rivera played linebacker at Cal (1980-83), where he finished as the school's all-time leader in sacks (22) and tackles (336).

Born January 7, 1962 in Fort Ord, Calif., Rivera and his wife, Stephanie, have two children—Christopher and Courtney.

### RIVERA'S COACHING/PLAYING BACKGROUND

| Coach        |                     |                           |
|--------------|---------------------|---------------------------|
| 1997-98      | Chicago Bears       | Defensive Quality Control |
| 1999-2003    | Philadelphia Eagles | Linebackers               |
| 2004-06      | Chicago Bears       | Defensive Coordinator     |
| 2007-08      | San Diego Chargers  | Inside Linebackers        |
| 2008-10      | San Diego Chargers  | Defensive Coordinator     |
| 2011-current | Carolina Panthers   | Head Coach                |

| Player  |                          |            |
|---------|--------------------------|------------|
| 1980-83 | University of California | Linebacker |
| 1984-92 | Chicago Bears            | Linebacker |

## VIKINGS-PANTHERS CONNECTIONS

### Vikings-Panthers Connections

- Panthers Head Coach **Ron Rivera** worked as the Inside Linebackers Coach and Defensive Coordinator for the San Diego Chargers while Vikings Offensive Coordinator **Norv Turner** was the Chargers head coach from 2007-10.
- Vikings Defensive Coordinator **George Edwards** spent time with Panthers Senior Advisor to Special Teams **Bruce DeHaven** in Buffalo during the 2010-11 seasons.
- Panthers TEs Coach **Pete Hoener** was on the 49ers offensive staff while Vikings Offensive Coordinator **Norv Turner** in 2006.
- Panthers Assistant Head Coach/Secondary **Steve Wilks** worked under Panthers Head Coach **Ron Rivera** in San Diego when Vikings Offensive Coordinator **Norv Turner** served as the Chargers head coach.
- Vikings QBs Coach **Scott Turner** spent the 2011-12 seasons as the Offensive Quality Control for the Panthers. While Turner was on the offensive staff QB Cam Newton won Rookie of the Year in 2011.
- Vikings CB **Captain Munnerlyn** was originally drafted by the Panthers in the 7th-round of the 2009 NFL Draft (#216 overall), Munnerlyn spent his first 5 seasons in Carolina, totaling 297 tackles and 7 INTs.
- Panthers QB **Joe Webb** was originally drafted in the 6th-round (#199 overall) of the 2010 NFL Draft. Webb played in 33 games for the Vikings.
- Vikings C **Joe Berger** was drafted by the Panthers in the 6th round of the 2005 NFL Draft. Berger spent the 2005 training camp with the Panthers before being signed to their practice squad.
- Panthers S **Kurt Coleman** spent the 2015 offseason with the Vikings before being released during final cuts.
- Panthers T **Mike Remmers** spent 4 weeks on the Vikings roster during the 2013 campaign, but was inactive for all four games.
- Vikings Assistant DL Coach **Robert Rodriguez** was on the Panthers practice squad in 2005 through their playoff run.

### FAMILY CONNECTIONS

- Vikings T **Matt Kalil** is the brother of Panthers C **Ryan Kalil**. The pair have each earned Pro Bowl honors and became the 3rd set of brothers in USC history to each earn 1st-Team All-America honors.
- Panthers Assistant WRs Coach **Cameron Turner** is the Nephew of Vikings Offensive Coordinator **Norv Turner** and the Cousin of Vikings QBs Coach **Scott Turner**. Cam Turner also spent time with the Vikings, serving as the Assistant to the Head Coach from 2011-12.
- Vikings College Scout/Blesto **Steve Price's** mom, **Toni Miller**, serves as the Panthers Executive Assistant to the GM/Football Operations. Price worked in the Panthers equipment room while growing up in Charlotte before interning with the Panthers PR department.

### LOCAL CONNECTIONS

- Vikings WR **Cordarrelle Patterson** hails from Rock Hill, S.C., approximately 30 miles south of Charlotte, N.C.
- Vikings LB **Audie Cole** attended North Carolina State University.
- Vikings C **Nick Easton** is a Lenoir, N.C. native.
- Vikings Defensive Coordinator **George Edwards** is from Silver City, N.C. and played football at Duke.

### COLLEGE CONNECTIONS

- Vikings CB **Xavier Rhodes** was on the Florida State roster for two seasons with Panthers WR **Kelvin Benjamin** (2011-12).
- Vikings DE **Danielle Hunter** and Panthers G **Trai Turner** were teammates at LSU from 2012-13. Panthers DE **Lavar Edwards** was also at LSU in 2012.
- Vikings G **Alex Boone** was teammates with Panthers S **Kurt Coleman** and WR **Ted Ginn, Jr.** while at Ohio State.

# VIKINGS-PANTHERS GAME INFORMATION



## VIKINGS TOP PERFORMERS VS. PANTHERS

Sam Bradford ..... 3 games, 651 pass yards, 3 TDs, 2 INTs 73 yard long pass, 84.3 passer rating  
 Sharrif Floyd..... 2 games, 3 tackles, 2.0 sacks, 1 TFL  
 Chad Greenway..... 5 games, 50 tackles, 1.0 sack, 3 TFLs, 1 FF  
 Everson Griffen ..... 3 games, 7 tackles, 2.0 sacks, 2 TFLs, 1 FF, 2 special teams tackles  
 Kyle Rudolph..... 3 games, 13 receptions, 119 yards, 2 TDs

## VIKINGS BIG DAYS VS. PANTHERS

- CB **Terence Newman**, as a member of the Dallas Cowboys, recorded 1 of his 5 career TDs after scoring on a 27-yard INT return vs Carolina (9/28/09).
- Vikings DT **Linval Joseph** posted 10 total tackles against the Panthers as a member of the New York Giants a season ago (9/22/13).
- Vikings TE **Kyle Rudolph** had 9 receptions and 97 yards vs. Carolina (10/13/13).
- Vikings S **Harrison Smith** totaled 8 tackles, 1.0 sack and 2 TFLs vs. Carolina (10/13/13).
- Vikings DE **Everson Griffen** sacked Cam Newton twice in the last matchup with Carolina at TCF Bank Stadium (11/30/14).
- Vikings LB **Chad Greenway** had 9 tackles, 1.0 sack and 1 FF vs. Carolina (9/21/08).
- WR **Adam Thielen** blocked a punt and returned in 30 yards for his 1st career TD vs. Carolina (11/30/14). The 30-yard return on the blocked punt was the longest in franchise history until Everson Griffen returned a blocked punt 43 yards in the 2nd quarter. The 2 blocked punt return touchdowns marked the 4th time since the 1970 merger and the 1st time since 9/30/90 (Kansas City Chiefs) that the feat has occurred.



## A WIN WOULD

- Improve the Vikings record to 3-0 for the first time since 2009.
- Give Coach Zimmer and the Vikings a 3-game road win streak.
- Be the Vikings 6th straight regular season victory, the longest streak of Mike Zimmer's head coaching career.

## VIKINGS-PANTHERS SERIES BY THE NUMBERS

**Record vs. Panthers**.....Vikings 7-5  
**Last regular season game** ..... Vikings, 31-13 ( 2014)  
**Vikings largest winning margin**..... 18; Vikings 31, Panthers 13 (2014)  
**Panthers largest winning margin** ..... 25; Twice (2005, 2013)  
**Current series streak** ..... Vikings 1  
**Vikings longest win streak** ..... 3, (1996-2000)  
**Panthers longest win streak** ..... 3, (2001-2005)  
**Most Points, Vikings** ..... 31, (2000, 2014)  
**Most Points, Panthers** ..... 38, (2005)  
**Most Points, both teams**..... 51, Panthers 38, Vikings 13 (2005)  
**Fewest Points, Vikings** ..... 7, (2009)  
**Fewest Points, Panthers**.....3, (2006)  
**Fewest Points, both teams**.....26; Vikings 14, Panthers 12 (1996)


## VIKINGS-PANTHERS SERIES

**Won 7, Lost 5, Tie 0; Home 6-3, Away 1-2**  
**VIKINGS VS. PANTHERS**

| Year      | Site            | Result               |
|-----------|-----------------|----------------------|
| 1996..... | Minnesota ..... | Minnesota 14-12      |
| 1997..... | Minnesota ..... | Minnesota 21-14      |
| 2000..... | Minnesota ..... | Minnesota 31-17      |
| 2001..... | Minnesota ..... | Carolina 24-13       |
| 2002..... | Minnesota ..... | Carolina 21-14       |
| 2005..... | Carolina .....  | Carolina 38-13       |
| 2006..... | Minnesota ..... | Minnesota 16-13 (OT) |
| 2008..... | Minnesota ..... | Minnesota 20-10      |
| 2009..... | Carolina .....  | Carolina 26-7        |
| 2011..... | Carolina .....  | Minnesota 24-21      |
| 2013..... | Minnesota ..... | Carolina 35-10       |
| 2014..... | Minnesota ..... | Minnesota 31-13      |

## VIKINGS-PANTHERS SERIES NOTES

- The Vikings have won 4 of their last 6 meetings against the Panthers.
- The Vikings and Panthers have played one overtime game, a 16-13 Vikings victory in 2006.
- This will be the 2nd regular season head-to-head meeting between Vikings Head Coach **Mike Zimmer** and Panthers Head Coach **Ron Rivera**.
- The Vikings and Panthers have never met in the postseason.



The Vikings added former Panther CB **Captain Munnerlyn** via free agency during the 2014 offseason. Munnerlyn, who played his first five seasons with the Panthers, played in 77 games while starting 50 during his career in Carolina. Munnerlyn has appeared in 34 games with 22 starts in his 2-plus seasons with the Vikings. Munnerlyn still holds the Panthers franchise record for INT return TDs with 5.

# VIKINGS-PANTHERS GAME INFORMATION



## 2016 INDIVIDUAL LEADERS

### 2016 Minnesota Vikings

| Qualifying Players Only/2016 Regular Season NFL Rankings |                  |       |          |          |
|--|------------------|-------|----------|----------|
| Category   | Player           | Total | NFC Rank | NFL Rank |
| <b>Scoring</b>   | Walsh            | 18    | 6        | 10t      |
| <b>Passing Yds.</b>                                      | Bradford         | 286   | 16       | 31       |
| <b>Passing TDs</b>                                       | Bradford         | 2     | 11       | 22t      |
| <b>Passer Rating</b>                                     | Bradford         | 121.2 | 2        | 2        |
| <b>Completion Pct.</b>                                   | Bradford         | 71.0  | 3        | 3        |
| <b>Rushing Att.</b>                                      | Peterson         | 31    | 4t       | 10t      |
| <b>Rushing Yds.</b>                                      | Peterson         | 50    | 23       | 40       |
| <b>Rushing TDs</b>                                       | N/A              |       |          |          |
| <b>Receptions</b>  | Diggs            | 16    | 1        | 2        |
| <b>Receiving Yds.</b>                                    | Diggs            | 285   | 1        | 1        |
| <b>Receiving TDs</b>                                     | Diggs/Rudolph    | 1     | 8t       | 17t      |
| <b>Interceptions</b>                                     | Kendricks/Waynes | 1     | 2t       | 6t       |
| <b>Tackles*</b>  | Sendejo/Smith    | 15    | 19       | 37t      |
| <b>Forced Fumbles</b>                                    | 5 tied           | 1     | 2t       | 2t       |
| <b>Fumble Rec.</b>                                       | Sendejo          | 2     | 1t       | 1t       |
| <b>Sacks</b>   | Hunter/Joseph    | 2.0   | 3t       | 6t       |
| <b>FGs Made</b>  | Walsh            | 5     | 4t       | 8t       |
| <b>FG Pct.</b>   | Walsh            | 71.4  | 10       | 20       |
| <b>Net Punting Avg.</b>                                  | Locke            | 37.0  | 13       | 25       |
| <b>Punt Ret. Avg.</b>                                    | Sherels          | 3.3   | 11       | 22       |
| <b>KO Ret. Avg.</b>                                      | Patterson        | 41.0  | 1        | 1        |

\*League Stats #Rookie

### 2016 Carolina Panthers

| Category                | Player    | Total | NFC Rank | NFL Rank |
|-------------------------|-----------|-------|----------|----------|
| <b>Scoring</b>          | Gano      | 24    | 1        | 1t       |
| <b>Passing Yds.</b>     | Newton    | 547   | 7        | 16       |
| <b>Passing TDs</b>      | Newton    | 5     | 1t       | 2t       |
| <b>Passer Rating</b>    | Newton    | 92.7  | 8        | 17       |
| <b>Completion Pct.</b>  | Newton    | 57.5  | 13t      | 29       |
| <b>Rushing Att.</b>     | Stewart   | 20    | 14t      | 29t      |
| <b>Rushing Yds.</b>     | Whittaker | 113   | 5t       | 17t      |
| <b>Rushing TDs</b>      | Newton    | 1     | 5t       | 12t      |
| <b>Receptions</b>       | Benjamin  | 13    | 4t       | 7t       |
| <b>Receiving Yds.</b>   | Benjamin  | 199   | 6        | 9        |
| <b>Receiving TDs</b>    | Benjamin  | 3     | 1t       | 1t       |
| <b>Interceptions</b>    | 4 tied    | 1     | 2t       | 6t       |
| <b>Tackles*</b>         | Kuechly   | 21    | 7t       | 10t      |
| <b>Forced Fumbles</b>   | Johnson   | 2     | 1        | 1        |
| <b>Fumble Rec.</b>      | Thompson  | 2     | 1t       | 1t       |
| <b>Sacks</b>            | 4 tied    | 1     | 15t      | 32t      |
| <b>FGs Made</b>         | Gano      | 6     | 1t       | 2t       |
| <b>FG Pct.</b>          | Gano      | 85.7  | 7        | 11t      |
| <b>Net Punting Avg.</b> | Lee       | 44.1  | 2        | 4        |
| <b>Punt Ret. Avg.</b>   | Ginn      | 8.0   | 7        | 12       |
| <b>KO Ret. Avg.</b>     | Ginn      | 19.9  | 4        | 13       |

\*League Stats #Rookie

## 2016 NFL WEEK 3 SCHEDULE

### THURSDAY, SEPTEMBER 15

Houston at New England.....7:25p

### SUNDAY, SEPTEMBER 25, 2016

|                                    |             |
|------------------------------------|-------------|
| Arizona at Buffalo.....            | Noon        |
| <b>Minnesota at Carolina.....</b>  | <b>Noon</b> |
| Denver at Cincinnati.....          | Noon        |
| Detroit at Green Bay.....          | Noon        |
| Baltimore at Jacksonville.....     | Noon        |
| Cleveland at Miami.....            | Noon        |
| Washington at New York Giants..... | Noon        |
| Oakland at Tennessee.....          | Noon        |
| San Francisco at Seattle.....      | 3:05p       |
| Los Angeles at Tampa Bay.....      | 3:05p       |
| San Diego at Indianapolis.....     | 3:25p       |
| New York Jets at Kansas City.....  | 3:25p       |
| Pittsburgh at Philadelphia.....    | 3:25p       |
| Chicago at Dallas.....             | 7:30p       |

### MONDAY, SEPTEMBER 26, 2016

Atlanta at New Orleans.....7:30p

\*All times central

## 2016 STATISTICAL SNAPSHOT

### 2016 NFL rankings in parenthesis

| Vikings    | Record  | Panthers   |
|------------|---|------------|
| 2-0        | 1-1   |            |
| 42         | <b>Total Points Scored</b> .....                    | 66         |
| 21.0 (17t) | <b>Points Per Game</b> .....                        | 33.0 (1)   |
| 30         | <b>First Downs</b> .....                            | 47         |
| 292.5 (28) | <b>Total Offense Per Game</b> .....                 | 431.0 (3)  |
| 5.0        | <b>Avg. Yards Per Play</b> .....                    | 5.9        |
| 47.5 (32)  | <b>Net Rushing Yards Per Game</b> .....             | 166.5 (1)  |
| 245.0 (20) | <b>Net Passing Yards Per Game</b> .....             | 264.5 (15) |
| 0/0        | <b>Had Intercepted/Yards Returned</b> .....         | 2/0        |
| 1          | <b>Total Giveaways</b> .....                        | 5          |
| 4/32       | <b>Sacks Allowed/Yards Lost</b> .....               | 4/18       |
| 29:57      | <b>Possession Average</b> .....                     | 34:07      |
| 10/28      | <b>Third Down Efficiency</b> .....                  | 16/30      |
| 1/2        | <b>Fourth Down Efficiency</b> .....                 | 0/0        |
| 16/176     | <b>Penalties/Yards</b> .....                        | 16/150     |
| 30         | <b>Opp. Total Points Scored</b> .....               | 48         |
| 15.0 (5t)  | <b>Opp. Points Per Game</b> .....                   | 24.0 (20)  |
| 19         | <b>Opp. First Downs</b> .....                       | 37         |
| 289.5 (5)  | <b>Opp. Total Offense Per Game</b> .....            | 304.5 (7)  |
| 4.5        | <b>Opp. Avg. Yards Per Play</b> .....               | 5.0        |
| 73.5 (6)   | <b>Opp. Net Rushing Yards Per Game</b> .....        | 106.5 (17) |
| 216.0 (10) | <b>Opp. Net Passing Yards Per Game</b> .....        | 198.0 (7)  |
| 8/82       | <b>Opp. Penalties/Yards</b> .....                   | 10/72      |
| 2/81       | <b>Defensive Interceptions/Yards Returned</b> ..... | 4/22       |
| 6          | <b>Total Takeaways</b> .....                        | 6          |
| 7/52       | <b>Defensive Sacks/Yards</b> .....                  | 4/25       |
| +5         | <b>Turnover Ratio</b> .....                         | +1         |
| 10/37.0    | <b>Punts/Net Punting Avg.</b> .....                 | 7/44.1     |

## 2016 NFC NORTH STANDINGS

| Team      | W | L | T | Pct.  | Home | Away | Conf. | Div. | PF | PA | Streak |
|-----------|---|---|---|-------|------|------|-------|------|----|----|--------|
| Minnesota | 2 | 0 | 0 | 1.000 | 1-0  | 1-0  | 1-0   | 1-0  | 42 | 30 | Won 2  |
| Green Bay | 1 | 1 | 0 | .500  | 0-0  | 1-1  | 0-1   | 0-1  | 41 | 40 | Lost 1 |
| Detroit   | 1 | 1 | 0 | .500  | 0-1  | 1-0  | 0-0   | 0-0  | 54 | 51 | Lost 1 |
| Chicago   | 0 | 1 | 0 | .000  | 0-0  | 0-1  | 0-0   | 0-0  | 14 | 23 | Lost 1 |

## VIKINGS VS. NFC NORTH

| Team                   | Total Games | All-Time Series | Titles* |
|------------------------|-------------|-----------------|---------|
| Green Bay Packers..... | 112         | 51-59-2         | 7       |
| Detroit Lions.....     | 109         | 70-36-2         | 0       |
| Chicago Bears.....     | 109         | 56-51-2         | 2       |

\* Since 2002 division realignment

The following numbers are combined NFC Central and NFC North since 1961:

| Playoff Appearances |                      | Western Conf./Division Titles |                      |
|---------------------|----------------------|-------------------------------|----------------------|
| 28.....             | Minnesota Vikings    | 19.....                       | Minnesota Vikings    |
| 27.....             | Green Bay Packers    | 17.....                       | Green Bay Packers    |
| 15.....             | Chicago Bears        | 8.....                        | Chicago Bears        |
| 10.....             | Detroit Lions        | 3.....                        | Detroit Lions        |
| 6.....              | Tampa Bay Buccaneers | 3.....                        | Tampa Bay Buccaneers |

## VIKINGS MEDIA-ONLY FTP SITE

For instructions on how to access the Vikings media-only FTP site, which contains transcripts, headshots, press conference audio files and other valuable media information, please visit the final page of this section.



# 2016 VIKINGS COACHING STAFF



**\*NORV TURNER**  
Offensive Coordinator

Norv Turner enters his 32nd season of NFL coaching in 2016 and his 3rd as Offensive Coordinator of the Vikings. A veteran head coach and coordinator, Turner has 15 seasons as a head coach under his belt, and as offensive coordinator for Dallas, he helped the Cowboys win Super Bowl XXVII (vs. Buffalo, 1992) and XXVIII (vs. Buffalo, 1993).

The 2015 Vikings continued to grow offensively with 2nd-year QB Teddy Bridgewater leading the way and benefited from the return of All-Pro RB Adrian Peterson. Peterson led the NFL with 1,485 yards and 11 TDs on the ground en route to AP 1st Team All-Pro honors and his 7th career Pro Bowl berth. The Vikings rode the NFL's #4-ranked rushing attack to an 11-5 mark, the NFC North title for the 1st time since 2009 and a home Wild Card playoff berth. The Vikings also featured the least-penalized offensive unit in the NFL and had the 4th-fewest turnovers in the league. The offense overcame injuries to starters at C and RT during the preseason and fielded a shuffled O-line that started all 16 games and the playoff game as a unit - the only group in the NFL to do so. Along with Bridgewater's accuracy, the offense found a playmaker in All-Rookie WR Stefon Diggs, who became the 1st Vikings rookie to lead the team in catches in club history.

In his 1st season with the Vikings, Turner's offense hit its stride during the second half of the season after a myriad of circumstances led to early struggles. Turner led Bridgewater to the best season for a rookie QB in team history. Bridgewater was thrust into the starting lineup after starting QB Matt Cassel suffered a season-ending foot injury in the 3rd game of the season. Bridgewater set virtually every franchise rookie passing record and had the 3rd-best completion percentage (64.6%) and the 7th-highest passer rating (85.2) in a season in NFL history by a rookie.

Before joining the Vikings, Turner most recently served as offensive coordinator in Cleveland for the 2013 season and had 8 total seasons as a coordinator with other teams: Dallas (1991-93), San Diego (2001), Miami (2002-03), San Francisco (2006) and Cleveland (2013). His 3 stints as a head coach came with Washington (1994-2000), Oakland (2004-05) and San Diego (2007-12). Turner has amassed a 114-122-1 record in the regular season as a head coach and has a 4-4 postseason mark, earning playoff berths in 4 seasons as head coach. During his head coaching career, Turner has won 4 division titles, adding 3 more division crowns and 7 more playoff seasons as an assistant.

Since 2007, Turner's teams have ranked in the NFL's top 5 in offensive points 3 times, and the 2010 Chargers notched the #1 offense in the league with a 395.6 yards-per-game output. Turner's system has produced the NFL's leading rusher on 5 different occasions: Emmitt Smith (1991-93), Ricky Williams (2002) and LaDainian Tomlinson (2007). With Cleveland in 2013, Browns WR Josh Gordon led the NFL with 1,646 yards and 9 TDs on 87 catches in only 14 games, doubling his yardage output from the season before. Gordon joined Michael Irvin as WRs under Turner who led the NFL in receiving. Since 1991, when Turner joined Dallas as offensive coordinator, he has had backs rush for 1,000+ yards 15 times and boasted a 1,000-yard receiver 15 times.

Turner was raised in the Bay Area suburb of Martinez, CA and attended Alhambra High. As a standout QB and DB, Turner earned a scholarship to Oregon where he was a 3-year letterman for the Ducks (1972-74). Turner and wife, Nancy, have 3 children. The eldest, Scott, serves on the Vikings coaching staff working with the QBs after working as an assistant coach with Carolina (2011-12) and Cleveland (2013).



**GEORGE EDWARDS**  
Defensive Coordinator

The Vikings defense under George Edwards has made steady improvements in the past 2 seasons. His ability to get production out of young players and pair schemes to play to the strengths of his personnel has the Vikings poised for a top-10 defense.

Edwards' stint with the Vikings marks his 3rd as an NFL defensive coordinator: Washington (2003) and Buffalo (2010-2011). The 2016 season will be Edwards' 19th in the NFL and 27th as a coach, all spent on defense.

The 2015 Vikings won the NFC North and hosted a Wild Card Playoff game, highlighted by a stingy defense that jumped to #5 in the NFL in points allowed at 18.9, after ranking #11 in 2014. For the 1st time since the inaugural season in 1961, the team was led in tackles by a rookie when LB Eric Kendricks posted 105 stops. A fellow rookie, DE Danielle Hunter, ranked 2nd on the team with 6.0 sacks, the 2nd-highest total among 2015 NFL rookies and the most by a rookie defensive lineman. The Vikings defense was honored with 3 NFC Defensive Players of the Week - DT Linval Joseph vs. St. Louis, CB Terence Newman at Oakland and Everson Griffen at Green Bay. Kendricks and Hunter were each named to the PFWA All-Rookie Team.

Inheriting the defense that allowed the most points per game and 2nd-most yards per game in 2013, Edwards helped turn the Vikings defense around in 2014, his 1st season as defensive coordinator. With the help of rookie LB Anthony Barr, 1st-year starter Griffen and S Harrison Smith, the Vikings had the NFL's most-improved defense in 2014, allowing 7.1 fewer offensive points per game in 2014 than in 2013. With a revamped defense that included 8 new starters, Edwards helped numerous Vikings have breakout seasons. Griffen recorded a career-best 12.0 sacks and was named NFC Defensive Player of the Month in October after recording 6.0 sacks and a forced fumble in a 4-game span. Smith led the Vikings defense with 5 interceptions and was the only player in the NFL with 3+ interceptions and 3.0+ sacks. Edwards played an instrumental role in the development of Barr, a rookie 1st-round pick (#9 overall). Barr was named NFC Defensive Player of the Week in Week 8 after forcing and recovering a fumble in OT and returning it for a TD. Free agent pickup DT Tom Johnson notched a career-high 6.5 sacks as he found a home on the Vikings line after a journeyman career.

Edwards entered the NFL with the Dallas Cowboys and remained there from 1998-2001. Serving as the LBs coach, Edwards worked under Defensive Coordinator Mike Zimmer, who led the Cowboys' defensive attack. Under Edwards' guidance, Dexter Coakley, a 3rd-round draft choice in 1997, was selected to the Pro Bowl twice over the 4-year span (1999, 2001).

Before making the leap to the NFL ranks, Edwards held collegiate assistant posts at Florida (1991), Appalachian State (1992-95), Duke (1996) and Georgia (1997). A 4-year letterman at Duke University, Edwards was twice named the special teams captain and an honorable mention All-ACC selection at linebacker in 1989. A native of Siler City, N.C., Edwards and his wife, Jami, have a son, B.J.



**MIKE PRIEFER**  
Special Teams Coordinator

Mike Priefer enters his 6th year with the Vikings as the special teams coordinator. The 15-year NFL coaching veteran has held the same title with the Denver Broncos and Kansas City Chiefs in years past.

Priefer's special teams units are known for creating big-play opportunities. Since entering the NFL, Priefer has seen his units account for 23 scores (11 KOR, 7 PR, 3 blocked punts, 1 botched fake FG and 1 safety). He has also seen his squads block 23 kicks (9 punts, 9 FGs and 5 PATs) since 2002. Since Priefer joined the Vikings in 2011, Minnesota is tied with the Eagles for the most special teams TDs with 11 (6 KOR, 3 PR and 2 blocked punts) over that 5-year span.

Priefer has helped David Tyree (ST), Chris Hanson (P), Blair Walsh (K) and Cordarrelle Patterson (RS) earn Pro Bowl nods. Both Walsh and Patterson were named 1st-team All Pro as rookies in 2012 and 2013, respectively. Priefer went to the playoffs with the Giants in 2005 (NFC East Champions), 2006 with Kansas City (Wild Card), 2012 with the Vikings (Wild Card) and 2015 (NFC North Champions). In 2012, Priefer was named Special Teams Coach of the Year as voted on by his NFL counterparts, and his units ranked #1 in the NFL by the acclaimed *Dallas Morning News* special teams rankings.

In 2015, the Vikings ST special teams units were again among the NFL's best. For the 2nd time in the last 3 years, the Vikings led the NFL in kick return average. Patterson led the way with a 31.8 kick return average and tied for the NFL lead with 2 KR TDs. Patterson was selected as an All-Pro by the PFWA. PR Marcus Sherels continued to be one of the most reliable and elusive return men in the league. Sherels took back his franchise-best 3rd PR for a TD at Chicago (11/1/15), earning NFC Special Teams Player of the Week honors for his performance against the Bears. Since 2013, Sherels leads the NFL in PR average with an 11.4 clip. The former Gopher has the most 50+ yard punt returns in team history with 5. P Jeff Locke continues to hold the career-best net punting average for Minnesota at 38.7. Locke stopped 23 punts inside the 20 in 2015. K Blair Walsh led the NFL with 34 FGs (2nd most in team history), including 2 game-winners: at Chicago (11/1/15) and vs. St. Louis (11/8/15). Walsh connected on 6 FGs of 50+ yards, 2nd-best in the NFL (Robbie Gould, 7). Since 2012, Walsh leads the NFL with 23 FGs of 50+ yards and has the 3rd-most FGs (121). Walsh earned NFC Special Teams Player of the Week Honors vs NYG (12/27/15) for his 5-FG performance.

In 2013, the Vikings showcased the #1 KR man in the NFL, Cordarrelle Patterson, and the #2 PR man in Marcus Sherels. Patterson was named 1st-Team All-Pro and selected to the Pro Bowl after his record-breaking season. Patterson was also named NFC Special Teams Player of the Month for September and NFC Special Teams Player of the Week for his performance vs. Green Bay (Week 8). The rookie broke the Vikings' single-season record with 1,393 KR yards on 43 returns (32.4 average) with 2 KR TDs, leading the NFL in all categories. The 32.4 KR average is 4th-highest in the NFL since the 1970 merger and highest since 1985. Not to be outdone, PR Marcus Sherels set the team record with a 15.2 PR average (2nd in the NFL).

The 2012 Vikings' special teams units reached new heights. Priefer's KOR unit ranked 2nd in the NFL with a 24.6 average start following kickoffs. Rookie K Blair Walsh made NFL history going 10-10 on FGs of 50+ yards, earning Pro Bowl and 1st-Team All-Pro by the AP.

Prior to joining the Vikings in 2011, Priefer served as an NFL special teams coach for 9 seasons: Jacksonville (2002), New York Giants (2003-05), Kansas City (2006-08) and Denver (2009-10). From 1994-2001, Priefer coached special teams at the collegiate level, working for Navy (1994-96), Youngstown State (1997-98), VMI (1999) and Northern Illinois (2000-01).

Priefer owns a bachelor's degree from Navy and a master's degree from the University of Maryland. His father, Chuck, was a long-time coach who worked in the NFL (Detroit, Green Bay and San Diego) for 17 seasons and college ranks for 12 years. Priefer was born in Cleveland and moved frequently as a coach's son, graduating high school in Green Bay. He is married to Debbie, with whom he has 4 children: Samantha, Michael Jr., Wilson and Katie.

## 2016 ASSISTANT COACHES

- RYAN FICKEN** Assistant Special Teams Coach
- \*HANK FRALEY** Assistant Offensive Line Coach
- \*JONATHAN GANNON** Assistant Defensive Backs Coach
- JERRY GRAY** Defensive Backs Coach
- \*JEFF HOWARD** Defensive Assistant
- JEFF HURD** Assistant Strength & Conditioning Coach
- \*ANDREW JANOCKO** Quality Control-Offense
- CHAZ MAHLE** Assistant Strength & Conditioning Coach
- ANDRE PATTERSON** Defensive Line Coach
- \*DREW PETZING** Assistant Wide Receivers Coach
- \*ROBERT RODRIGUEZ** Assistant Defensive Line Coach
- BRENT SALAZAR** Strength & Conditioning Coach
- PAT SHURMUR** Tight Ends Coach
- TONY SPARNAO** Offensive Line Coach
- KEVIN STEFANSKI** Running Backs Coach
- GEORGE STEWART** Wide Receivers Coach
- SCOTT TURNER** Quarterbacks Coach
- \*ADAM ZIMMER** Linebackers Coach
- \* Denotes in booth on game day**

# 2016 SCHEDULE NOTES



| Date   | Opponent                 | Series               | Notes  |
|--------|--------------------------|----------------------|--|
| 9/11   | at Tennessee<br>W, 26-15 | 9-4-0<br>(2-3-0)     | The Vikings captured their 1st victory of the season thanks to suffocating defense. LB Eric Kendricks scored on a 77-yard INT return and DE Danielle Hunter returned a fumble 24 yards for a TD, carrying the Vikings to a 25-16 win. QB Shaun Hill, who made his 1st start as a Viking, threw for 236 yards and helped lead an offense that did not turn the ball over once. Defensively, the Vikings created 3 turnovers and held the Titans to only 64 yards rushing in the Kickoff Weekend contest. WR Stefon Diggs recorded his 3rd career 100+ yard receiving effort with a 7-catch 103-yard performance.        |
| 9/18   | Green Bay<br>W, 17-14    | 51-59-2<br>(27-28-0) | QB Sam Bradford led the Vikings to a 17-14 victory in his 1st game with Minnesota. Bradford threw for 286 yards, 2 TDs and 0 INTs on 22-of-31 passing. WR Stefon Diggs had a career night hauling in 9 passes for 182 yards and 1 TD. Diggs' 182 yards is the 8th most in Vikings history in a single game. The Vikings defense got to Aaron Rodgers for 5 sacks and forced 4 fumbles, recovering 2 of them. For the 1st time since 2009, the Vikings secured back-to-back wins over the Packers.  |
| 9/25   | at Carolina              | 7-5-0<br>(1-2-0)     | Minnesota makes its 1st trip to Carolina since Oct. 30, 2011, a 24-21 Vikings win, marking its 1st road win at Carolina in franchise history. The Vikings most recently defeated the reigning NFC Champions, 31-13 on a frigid day at TCF Bank Stadium on Nov. 30, 2014. In the 2014 matchup, the Vikings used two blocked punts returned for TDs to catapult them to the win.   |
| 10/3   | NY Giants                | 15-12-0<br>(7-5-0)   | For the 2nd-consecutive season the New York Giants travel to square off against the Minnesota Vikings, marking the 18th meeting between the two teams with the Vikings owning a 15-12 overall advantage and a 7-5 record in games played in Minnesota. In the 2015 Week 16 matchup, the Vikings won in convincing fashion posting a 49-17 win on <i>Sunday Night Football</i> in the final regular season game played on the University of Minnesota campus.   |
| 10/9   | Houston                  | 3-0-0<br>(1-0-0)     | The Houston Texans travel north to face the Vikings in the 4th meeting between the franchises. Minnesota holds a 3-0 record against the Texans and won the only contest between the two teams in Minnesota by a score of 28-21, on Nov. 2, 2008. In 2012 the Vikings defeated the Texans 23-6 in Week 16 in Houston.   |
| 10/23  | at Philadelphia          | 13-12-0<br>(6-8-0)   | The Philadelphia Eagles play host to the Minnesota Vikings for the 1st time since the 2010 season, a 24-14 Viking win in the NFL's 1st Tuesday night game since 1946, a postponement forced by a winter storm. In their most recent contest, the Vikings downed the Eagles 48-30 in the final season at the H.H.H. Metrodome.  |
| 10/31  | at Chicago               | 57-51-2<br>(22-30-2) | The Vikings look to post their 2nd-straight win at Soldier Field for the 1st time since the 1999-2000 seasons. Last season, the Vikings won in Chicago, 23-20, marking the 1st time since 2007 Minnesota won at Soldier Field. In the 2015 matchup at Chicago, RB Adrian Peterson rushed for 103 yards and K Blair Walsh kicked a 36-yard FG as time expired to earn the Vikings a 23-20 win, ending a 7-game skid at Soldier Field. QB Teddy Bridgewater engineered two late scoring drives fueled by long completions to WRs Stefon Diggs and Charles Johnson to avoid OT and lift the Vikings to 5-2 on the season. |
| 11/6   | Detroit                  | 71-36-2<br>(39-14-1) | Minnesota hosts Detroit for the 55th time in franchise history. The Vikings improved their home record against the Lions to 39-14-1 with a 26-16 win in Week 2 of the 2015 campaign. In RB Adrian Peterson's 1st game in Minnesota in 658 days, the Pro Bowler accounted for 192 total yards, including 134 yards rushing.   |
| 11/13  | at Washington            | 12-12-0<br>(6-6-0)   | The Vikings will travel to the Nation's Capital looking to capture the lead over the Washington Redskins in the series that stands at 12-12 overall and 6-6 both in Washington and Minnesota. The Vikings own a 2-game win streak over the Redskins, with both wins taking place in Minnesota. The Vikings fell to the Redskins 38-26 in Washington during the 2012 campaign. The game marks the 6th time in 7 seasons for Minnesota to square off against Washington.   |
| 11/20  | Arizona                  | 15-11-0<br>(9-4-0)   | A season ago, Minnesota squared off against Arizona in a <i>Thursday Night Football</i> , a game that ended with a 23-20 Cardinals win, the Vikings final loss of the 2015 regular season. QB Teddy Bridgewater threw for a career-high 336 yards and posted a 108.0 passer rating, but the Vikings' rally fell short in the desert.   |
| 11/24  | at Detroit               | 71-36-2<br>(32-22-1) | Coming off a season sweep of the Lions during the 2015 campaign, the Vikings look to improve on their 5-1 Thanksgiving record as they head to Detroit. In last season's Week 7 contest at Ford Field, Minnesota prevailed 28-19, as rookie WR Stefon Diggs burst onto the scene. The rookie pass catcher hauled in six catches for 108 yards and a highlight-reel diving TD grab. In his 1st three NFL games, Diggs recorded 19 catches for 324 yards and one TD.  |
| 12/1   | Dallas                   | 14-15-0<br>(7-9-0)   | The Dallas Cowboys and Minnesota Vikings square off in the regular season for the first time since 2013, a 27-23 Cowboys win at AT&T Stadium. The Cowboys lead the series 15-14 and have won 7 of 9 games played in the Land of 10,000 Lakes. The last game in Minnesota between the two teams was a 24-21 Viking win on Oct. 17, 2010.  |
| 12/11  | at Jacksonville          | 4-1-0<br>(1-0-0)     | Minnesota returns to Jacksonville for only the 2nd time in franchise history, looking to remain perfect against the Jaguars in their stadium. In the last meeting between the two teams it took overtime to decide the outcome. The Vikings won the 2012 regular season opener 26-23 to start their 2012 playoff campaign against Minnesota native Gus Bradley, the Jaguars head coach.  |
| 12/18  | Indianapolis             | 7-16-1<br>(7-5-1)    | The Vikings look to snap a 4-game skid against the Indianapolis Colts dating back to Dec. 24, 2000, a 31-10 Colts win. In the most recent matchup, Minnesota fell to Indianapolis 23-20 in Indianapolis on Sept. 16, 2012. The Vikings hold a 7-5-1 record at home against the Colts despite an 0-11 record on the road.   |
| 12/24  | at Green Bay             | 50-59-2<br>(24-31-2) | In the 2015 season finale at Lambeau Field, Minnesota won its 1st contest in Green Bay since 2009 in QB Brett Favre's return to Lambeau. The Vikings 20-13 victory a season ago earned Minnesota the NFC North crown breaking a 4-year run by Green Bay. The win also gave 2nd-year head coach Mike Zimmer his 1st playoff appearance as a head coach and was the 1st time since 2012 Minnesota earned a playoff berth.  |
| 1/1/17 | Chicago                  | 57-51-2<br>(35-21-0) | In the 1st of three wins to end the 2015 campaign and capture the NFC North the Vikings downed the Bears 38-17 in the 3rd meeting between the franchises at TCF Bank Stadium. In the win, 2nd-year QB Teddy Bridgewater accounted for 5 TDs (4 passing, 1 rushing) in his most productive day as a pro.  |

# 2016 TEAM NOTES



## 2016 CAPTAINS

The Minnesota Vikings named LB **Chad Greenway**, DE **Everson Griffen**, RB **Adrian Peterson** and DE **Brian Robison** the team captains for the entire 2016 season. In addition to the season captains another Viking will be selected to join on a game-by-game basis.

**Game..... Weekly Game Captain**  
 at Tennessee (9/11) ..... WR Adam Thielen  
 vs. Green Bay (9/18) ..... CB Marcus Sherels



## 2016 ATTENDANCE BY GAME

**Game..... Attendance**  
 at Tennessee (9/11) ..... 63,816  
 vs. Green Bay (9/18) ..... 66,813 (Vikings home game record)

## 2016 GJALLARHORN SOUNDERS

**Game..... Sounder (Description)**  
 vs. San Diego (8/28) ..... David Plummer (2016 Olympic medalist and former Gopher swimmer)  
 vs. Los Angeles (9/1) ..... Dave Mansell (Mortenson Construction General Superintendent)  
 vs. Green Bay (9/18) ..... Bud Grant (Former Vikings Head Coach and Pro Football HOF'er)



## 2016 NEW FACES

### FREE AGENTS/TRADES/WAIVERS (4)

| Player                   | Pos. | School       |
|--------------------------|------|--------------|
| Sam Bradford (T-Phi.)    | QB   | Oklahoma     |
| Alex Boone (FA-S.F.)     | G    | Ohio State   |
| Emmanuel Lamur (FA-Cin.) | LB   | Kansas State |
| Andre Smith (FA-Cin.)    | T    | Alabama      |

### DRAFTED ROOKIES BY ROUND (5)

| Player                       | Pos. | School            |
|------------------------------|------|-------------------|
| 1) Laquon Treadwell (#23)    | WR   | Mississippi       |
| 2) Mackensie Alexander (#54) | CB   | Clemson           |
| 5) Kentrell Brothers (#160)  | LB   | Missouri          |
| 6) David Morgan (#188)       | TE   | Texas-San Antonio |
| 7) Jayron Kearse (#244)      | S    | Clemson           |



## 2016 VIKINGS PRACTICE SQUAD

The following 10 players make up the Vikings practice squad in 2016:

| Player            | Pos. | School                | Exp. |
|-------------------|------|-----------------------|------|
| Willie Beavers    | G    | Western Michigan      | R    |
| Moritz Böhringer  | WR   | N/A (Germany)         | R    |
| Kyle Carter       | TE   | Penn State            | R    |
| Isame Faciane     | OL   | Florida International | 1    |
| C.J. Ham          | RB   | Augustana             | R    |
| Toby Johnson      | DT   | Georgia               | 1    |
| Tre Roberson      | CB   | Illinois State        | R    |
| Joel Stave        | QB   | Wisconsin             | R    |
| Stephen Weatherly | DE   | Vanderbilt            | R    |
| Julian Wilson     | CB   | Oklahoma              | 1    |



## 2015/16 VIKINGS SEASON HONOR ROLL

### WR Stefon Diggs

#### NFL Pepsi Rookie of the Week - Week 6, 2015 - vs. KC (10/18)

- Caught 7 passes for 129 yards becoming the 1st Viking to surpass 100+ receiving yards in 2015.
- Had 3 receptions of 20+ yards, the 4th most in the NFL that week and most among rookies.

### DT Linval Joseph

#### NFC Defensive Player of the Week - Week 9, 2015 - vs. STL (11/8)

- Joseph was credited with 10 tackles (7 solo), 0.5 sacks, 3 TFLs and 2 pressures in the victory.
- The 10 combined tackles from Joseph is tied for the most by a defensive tackle in a game this season.
- Became the 1st Viking DT to win the award in over a decade (last - Kevin Williams vs. Jacksonville, 11/28/04) and 1st Viking defender to receive the honor since LB Anthony Barr last season (at Tampa Bay, 10/26/14).

### LB Eric Kendricks

#### NFL Defensive Rookie of the Month - October 2015

- In 3 games during the month of October, posted 20 total tackles, 4.0 sacks, 5 TFLs and 5 QBH.
- His 4.0 sacks during the month was tied for 5th in the league and 1st among all rookies.

#### NFC Defensive Player of the Week - Week 1, 2016 - at TEN (9/11)

- Returned his 1st career INT 77 yards for a his 1st career TD.
- Had 7 tackles, including 1 TFL, and added 1 PD in the road victory.

### CB Terence Newman

#### NFC Defensive Player of the Week - Week 10, 2015 - at OAK (11/15)

- Newman picked off 2 passes, the 6th time in his career that he recorded multiple INTs in a game.
- Had a career-high 5 passes defended and 4 tackles in the road victory.

### RB Adrian Peterson

#### FedEx Ground Player of the Week - Week 10, 2015 - at OAK (11/15)

- Totaled 203 rushing yards on 26 attempts, giving him his 6th career 200+ rushing yard effort, tying him for the most in NFL history with O.J. Simpson.
- Had a season long 80-yard TD run in the 4th quarter to seal the road win.

#### FedEx Ground Player of the Week - Week 12, 2015 - at ATL (11/29)

- Peterson rushed for 158 yards on 29 carries and 2 TDs at Atlanta.
- It was the 26th time in Peterson's career he's scored multiple TDs in a game, passing Cris Carter for the most in team history.

#### NFC Offensive Player of the Month - November 2015

- Peterson rushed for an NFL-leading 634 rushing yards on 117 carries and 5 TDs during the month.
- The 634 rushing yards are the most ever by a Viking in the month of November.

### PR Marcus Sherels

#### NFC Special Teams Player of the Week - Week 8, 2015 - at CHI (11/1)

- Returned a punt 65 yards for a touchdown in the 1st quarter to give the Vikings a 7-3 lead against the Bears at Soldier Field.
- Sherels averaged 25.7 yards on 3 returns and led the Vikings with 2 special teams tackles.



## VIKINGS NFC PLAYERS OF THE WEEK

Minnesota has 10 current players that have earned 20 NFC Player of the Week honors as members of the Vikings.

### Anthony Barr - Defensive Player of the Week at TB (10/26/14)

- Finished with 9 tackles, 1 sack, 3 QB hurries and 1 PD.
- Forced a fumble, recovered it and returned it 27 yards for the game-winning TD in OT.

### Chad Greenway - Defensive Player of the Week at DET (9/20/09)

- Finished with 4 tackles, 2 INTs, 1 FR.
- Became just the 15th player in team history to notch a 3-takeaway game and only the 3rd LB to accomplish the feat.

### Linval Joseph - Defensive Player of the Week vs. STL (11/8/15)

- Joseph was credited with 10 tackles (7 solo), 0.5 sacks, 3 TFLs and 2 pressures in the victory.
- The 10 combined tackles from Joseph was tied for the most by a DT in a game that season.

### Eric Kendricks - Defensive Player of the Week at TEN (9/11/16)

- Returned his 1st career INT 77 yards for his 1st career TD.
- Had 7 tackles, including 1 TFL, and added 1 PD in the road victory.

### Terence Newman - Defensive Player of the Week at OAK (11/15/15)

- Newman picked off 2 passes, the 6th time in his career that he recorded multiple INTs in a game.
- Had a career-high 5 passes defended and 4 tackles in the road victory.

### Cordearrelle Patterson - Special Teams Player of the Week vs. GB (10/27/13)

- Set an NFL record for longest kick return TD when with a 109-yard return.
- Finished with 228 return yards, 2nd-most in franchise history.

### Adrian Peterson - Offensive Player of the Week vs. ARI (10/9/11)

- Peterson rushed for 122 yards and 3 TDs in the Vikings win vs Arizona.
- All 3 of Peterson's TDs came in the 1st quarter.

### Adrian Peterson - Offensive Player of the Week vs. DET (9/26/10)

- Rushed for 160 yards and two TDs on 23 carries (7.0 avg.).
- Also caught five passes for 30 yards.

### Adrian Peterson - Offensive Player of the Week vs. GB (11/9/08)

- Rushed for 192 yards and a TD on 30 carries (6.4 avg.).
- Also caught 3 passes for 33 yards.

### Adrian Peterson - Offensive Player of the Week vs. SD (11/4/07)

- Set an NFL record with 296 rushing yards on the day.
- Carried 30 times for 296 (9.9 avg.) and 3 TDs, including a 64-yarder.

### Adrian Peterson - Offensive Player of the Week at CHI (10/14/07)

- Rushed 20 times for 224 yards and 3 TDs, including a 73-yarder.
- Averaged 11.2 yards per carry and caught 1 pass for 9 yards.

### Adrian Peterson - Offensive Player of the Week vs. ARI (10/21/12)

- Had 153 rushing yards and 1 TD on 23 carries.
- Averaged 6.7 yards per carry and caught 2 passes for 6 yards.

### Adrian Peterson - Offensive Player of the Week vs. CHI (12/9/12)

- Recorded 154 yards on a career high 31 rushing attempts while finding the endzone twice on a pair of 1-yard runs.
- Ran for his 7th consecutive 100+ yard game and recorded his League-leading 5th 50+ yard run.

### Marcus Sherels - Special Teams Player of the Week at CHI (11/1/15)

- Returned a punt 65 yards for a touchdown in the 1st quarter to give the Vikings a 7-3 lead against the Bears at Soldier Field.
- He also returned a punt 12 yards to kick-start the Vikings game-winning drive.
- Sherels averaged 25.7 yards on 3 returns and led the Vikings with 2 special teams tackles.

### Adam Thielen - Special Teams Player of the Week vs. CAR (11/30/14)

- Blocked a punt in the first quarter of the contest and returned it 30 yards for a touchdown, the Vikings first blocked punt return touchdown since October 12, 1986 (Issiac Holt). Also added 2 special teams tackles.
- The 30-yard return on the blocked punt was the longest in franchise history until Everson Griffen returned a Jasper Brinkley blocked punt 43 yards in the second quarter of the game. The two blocked punt return touchdowns marked the 4th time since the 1970 merger and the 1st time since September 30, 1990 (Kansas City Chiefs) that the feat has occurred.

### Blair Walsh - Special Teams Player of the Week vs. JAX (9/9/12)

- Went 4/4 on FGs of 20, 42, 55 and 38 yards was 2-2 on extra points. The 55-yard kick sent the Vikings/Jaguars game to overtime.
- Walsh connected on a 38-yard FG in overtime that proved to be the game-winning kick.

### Blair Walsh - Special Teams Player of the Week vs. STL (12/16/12)

- Went 5/5 on FGs of 50, 38, 42, 53, 51 yards was 3/3 on extra points to give him 18 points against the St. Louis Rams.
- Walsh made 3 50+ yard FGs (50, 53, 51) which is tied for the most in NFL history.

### Blair Walsh - Special Teams Player of the Week vs. GB (12/30/12)

- Went 3/3 on FGs, including a 29-yard game-winning FG to clinch a playoff berth.

### Blair Walsh - Special Teams Player of the Week vs. GB (11/24/13)

- Went a perfect 4-for-4 on FGs, including a 47-yarder in regulation and a 35-yarder in OT.
- Added 5 kickoff touchbacks, which tied a season high.

### Blair Walsh - Special Teams Player of the Week vs. NYG (12/27/15)

- Was a perfect 5-for-5 on field goals of 32, 52, 22, 53 and 27 yards. He also made four of the five extra points from this year's new distance of 33 yards.
- Scored 19 points, the most in a game by an NFC player in 2015.

# 2016 ROSTER NOTES



## 2016 SCHEDULE STRENGTH

A look at the most difficult schedules in 2016 based on opponents' 2015 record.

| Rank Team                    | Combined W-L   | Pct.        |
|------------------------------|----------------|-------------|
| T-1. San Francisco 49ers     | 142-114        | .555        |
| T-1. Atlanta Falcons         | 142-114        | .555        |
| 3. Los Angeles Rams          | 141-115        | .551        |
| 4. New Orleans Saints        | 140-116        | .547        |
| T-5. Seattle Seahawks        | 139-117        | .543        |
| T-5. Tampa Bay Buccaneers    | 139-117        | .543        |
| T-7. Arizona Cardinals       | 136-120        | .531        |
| T-7. New York Jets           | 136-120        | .531        |
| 9. New England Patriots      | 134-122        | .523        |
| 10. Buffalo Bills            | 133-123        | .520        |
| 11. Miami Dolphins           | 132-124        | .516        |
| 12. Carolina Panthers        | 131-125        | .512        |
| 13. San Diego Chargers       | 130-126        | .508        |
| 14. Denver Broncos           | 129-127        | .504        |
| 15. Oakland Raiders          | 128-128        | .500        |
| 16. Kansas City Chiefs       | 127-129        | .496        |
| 17. Washington Redskins      | 126-130        | .492        |
| <b>18. Minnesota Vikings</b> | <b>125-131</b> | <b>.488</b> |
| T-19. Houston Texans         | 124-132        | .484        |
| T-19. Baltimore Ravens       | 124-132        | .484        |
| 21. Cleveland Browns         | 123-133        | .480        |
| 22. Indianapolis Colts       | 122-134        | .477        |
| T-23. Pittsburgh Steelers    | 121-135        | .473        |
| T-23. Tennessee Titans       | 121-135        | .473        |
| T-23. Jacksonville Jaguars   | 121-135        | .473        |
| 26. Philadelphia Eagles      | 120-136        | .469        |
| T-27. Cincinnati Bengals     | 119-137        | .465        |
| T-27. Detroit Lions          | 119-137        | .465        |
| T-27. Dallas Cowboys         | 119-137        | .465        |
| T-30. Chicago Bears          | 118-138        | .461        |
| T-30. New York Giants        | 118-138        | .461        |
| 32. Green Bay Packers        | 117-139        | .457        |

## 2016 RETURNING NUMBERS

|                    |    |
|--------------------|----|
| Starters Returning | 19 |
| Starters Lost      | 3  |

| Leading Returners | Player (Total)                |
|-------------------|-------------------------------|
| Passing Yards     | Shaun Hill (15)               |
| Rushing Yards     | Adrian Peterson (1,485)       |
| Rushing TDs       | Adrian Peterson (11)          |
| Receiving Yards   | Stefon Diggs (720)            |
| Receiving TDs     | Kyle Rudolph (5)              |
| Punt Return Yards | Marcus Sherels (318)          |
| Kick Return Yards | Cordarrelle Patterson (1,019) |
| Tackles           | Eric Kendricks (105)          |
| Sacks             | Everson Griffen (10.5)        |
| Interceptions     | Terence Newman (3)            |

## PRONUNCIATION GUIDE

| PLAYER                       | PRONUNCIATION     |
|------------------------------|-------------------|
| Matt <b>Asiata</b>           | ah-SEE-ah-ta      |
| <b>Moritz Böhrringer</b>     | MO-ritz BO-ringer |
| Joe <b>Berger</b>            | BUR-jur           |
| <b>Audie</b> Cole            | ODD-ee            |
| <b>Stefon</b> Diggs          | Steff-ON          |
| <b>Isame Faciane</b>         | EYE-sum fa-SHON   |
| Brandon <b>Fusco</b>         | FUSS-co           |
| Taylor <b>Heinicke</b>       | high-na-KEY       |
| <b>Danielle</b> Hunter       | Duh-neal          |
| <b>Linval</b> Joseph         | lin-VALL          |
| Matt <b>Kalil</b>            | kuh-LIL           |
| <b>Jayron</b> Kearse         | JAY-rahn          |
| Zac <b>Kerin</b>             | CARE-in           |
| Emmanuel <b>Lamur</b>        | luh-MER           |
| <b>Cordarrelle</b> Patterson | core-DARE-ul      |
| Brian <b>Robison</b>         | ROB-ah-sin        |
| Andrew <b>Sendejo</b>        | sin-DAY-ho        |
| Joel <b>Stave</b>            | STAH-vay          |
| Shamar <b>Stephen</b>        | STEF-an           |
| Marcus <b>Sherels</b>        | SHARE-els         |

| COACHES               | PRONUNCIATION |
|-----------------------|---------------|
| Mike <b>Priefer</b>   | PREE-fer      |
| Andrew <b>Janocko</b> | juh-NO-coe    |

## ROSTER NOTES

|  |                  |  |
|--|------------------|--|
| <b>Oldest Viking Player</b>              | Terence Newman   | 38, born 9/7/78  |
| <b>Youngest Viking Player</b>            | Laquon Treadwell | 21, born 6/14/95   |
| <b>Most Seasons as a Viking</b>          | Chad Greenway    | 11   |
| <b>Most NFL Seasons</b>                  | Shaun Hill       | 15   |
| <b>*College with the most Vikings</b>    | UCLA             | 4  |
| <b>*Conference with the most Vikings</b> | SEC              | 10 players on roster   |
| <b>Largest Viking</b>                    | Linval Joseph    | 6-4, 329 lbs   |
| <b>Smallest Viking</b>                   | Blair Walsh      | 5-10, 170 lbs  |
| <b>Former 1st-Round Draft Picks</b>      | 14               | Anthony Barr<br>Sam Bradford<br>Teddy Bridgewater<br>Sharrif Floyd<br>Chad Greenway<br>Matt Kalil<br>Terence Newman<br>Cordarrelle Patterson<br>Adrian Peterson<br>Xavier Rhodes<br>Andre Smith<br>Harrison Smith<br>Laquon Treadwell<br>Trae Waynes |
| <b>Pro Bowlers</b>                       | 12               | Anthony Barr<br>Teddy Bridgewater<br>Chad Greenway<br>Everson Griffen<br>Matt Kalil<br>Terence Newman<br>Cordarrelle Patterson<br>Adrian Peterson<br>Kyle Rudolph<br>Harrison Smith<br>Blair Walsh   |
| <b>Coaches who played in the NFL</b>     | 3                | Hank Fraley<br>Jerry Gray<br>George Stewart  |

\*According to the 53-man roster

# VIKINGS TEAM NOTES



## 2016 BY THE NUMBERS

**0**

Turnovers by the Vikings offense through the 1st 2 weeks of the 2016 regular season.

**11**

Defensive starters returning for the Vikings for a unit that ranked 5th in points allowed in 2015.

**12**

Career interceptions for S **Harrison Smith** since entering the League in 2012. Smith is 1 of 3 players (Luke Kuechly, CAR; Reshad Jones, MIA) in the NFL to have at least 12 INTs and 5.0 sacks since 2012.

**24**

Career 50+ yard FGs for K **Blair Walsh**, marking a team record and the most in the NFL since he entered the League in 2012. Dan Bailey is 2nd with 21.

**61**

WR/KR **Cordarrelle Patterson** returned a kick 61 yards at Tennessee (9/11). It was Patterson's 11th career 50+ yard KR, the most in franchise history. Patterson currently leads the NFL in KOR avg with 41.0.

**70.7**

Aaron Rodgers passer rating against the Vikings in Week 2. It is the lowest passer rating of Rodgers career in his 17 games vs. the Vikings.

**236**

QB **Shaun Hill's** passing yardage at Tennessee (9/11) in his 1st start as a Viking. Hill was on Minnesota's 53-man roster for 80 games before seeing his first action as a Viking.

**1,005**

Receiving yards for 2nd-year WR **Stefon Diggs** in his 1st 15 career games.

**11,725**

Career rushing yards by Adrian Peterson, putting him 16th all-time in NFL history. Peterson needs to 350 yards to pass Thurman Thomas for 15th all-time.



## 2016 NFL STANDINGS

### AFC East

| Team        | W | L | T | Pct.  | Home | Away | Conf. | Div. | PF | PA | Streak |
|-------------|---|---|---|-------|------|------|-------|------|----|----|--------|
| New England | 2 | 0 | 0 | 1.000 | 1-0  | 1-0  | 1-0   | 1-0  | 54 | 45 | Won 2  |
| NY Jets     | 1 | 1 | 0 | .500  | 0-1  | 1-0  | 1-0   | 1-1  | 59 | 54 | Won 1  |
| Miami       | 0 | 2 | 0 | .000  | 0-0  | 0-2  | 0-1   | 0-1  | 34 | 43 | Lost 2 |
| Buffalo     | 0 | 2 | 0 | .000  | 0-1  | 0-1  | 0-1   | 0-2  | 38 | 50 | Lost 2 |

### AFC North

| Team       | W | L | T | Pct.  | Home | Away | Conf. | Div. | PF | PA | Streak |
|------------|---|---|---|-------|------|------|-------|------|----|----|--------|
| Pittsburgh | 2 | 0 | 0 | 1.000 | 1-0  | 1-0  | 1-0   | 1-0  | 62 | 32 | Won 2  |
| Baltimore  | 2 | 0 | 0 | 1.000 | 1-0  | 1-0  | 1-0   | 2-0  | 38 | 27 | Won 2  |
| Cincinnati | 1 | 1 | 0 | .500  | 0-0  | 1-1  | 0-1   | 1-1  | 39 | 46 | Lost 1 |
| Cleveland  | 0 | 2 | 0 | .000  | 0-1  | 0-1  | 0-1   | 0-1  | 30 | 54 | Lost 2 |

### AFC South

| Team         | W | L | T | Pct.  | Home | Away | Conf. | Div. | PF | PA | Streak |
|--------------|---|---|---|-------|------|------|-------|------|----|----|--------|
| Houston      | 2 | 0 | 0 | 1.000 | 2-0  | 0-0  | 0-0   | 1-0  | 42 | 26 | Won 2  |
| Tennessee    | 1 | 1 | 0 | .500  | 0-1  | 1-0  | 0-0   | 0-0  | 32 | 40 | Won 1  |
| Indianapolis | 0 | 2 | 0 | .000  | 0-1  | 0-1  | 0-0   | 0-1  | 55 | 73 | Lost 2 |
| Jacksonville | 0 | 2 | 0 | .000  | 0-1  | 0-1  | 0-0   | 0-1  | 37 | 65 | Lost 2 |

### AFC West

| Team        | W | L | T | Pct.  | Home | Away | Conf. | Div. | PF | PA | Streak |
|-------------|---|---|---|-------|------|------|-------|------|----|----|--------|
| Denver      | 2 | 0 | 0 | 1.000 | 2-0  | 0-0  | 0-0   | 1-0  | 55 | 40 | Won 2  |
| San Diego   | 1 | 1 | 0 | .500  | 1-0  | 0-1  | 0-1   | 1-1  | 65 | 47 | Won 1  |
| Kansas City | 1 | 1 | 0 | .500  | 1-0  | 0-1  | 1-0   | 1-1  | 45 | 46 | Lost 1 |
| Oakland     | 1 | 1 | 0 | .500  | 0-1  | 1-0  | 0-0   | 0-0  | 63 | 69 | Lost 1 |

### NFC East

| Team         | W | L | T | Pct.  | Home | Away | Conf. | Div. | PF | PA | Streak |
|--------------|---|---|---|-------|------|------|-------|------|----|----|--------|
| Philadelphia | 1 | 0 | 0 | 1.000 | 1-0  | 0-0  | 0-0   | 0-0  | 29 | 10 | Won 1  |
| NY Giants    | 2 | 0 | 0 | 1.000 | 1-0  | 1-0  | 1-0   | 2-0  | 36 | 32 | Won 2  |
| Dallas       | 1 | 1 | 0 | .500  | 0-1  | 1-0  | 1-1   | 1-1  | 46 | 43 | Won 1  |
| Washington   | 0 | 2 | 0 | .000  | 0-2  | 0-0  | 0-1   | 0-1  | 39 | 65 | Lost 2 |

### NFC North

| Team      | W | L | T | Pct.  | Home | Away | Conf. | Div. | PF | PA | Streak |
|-----------|---|---|---|-------|------|------|-------|------|----|----|--------|
| Minnesota | 2 | 0 | 0 | 1.000 | 1-0  | 1-0  | 1-0   | 1-0  | 42 | 30 | Won 2  |
| Green Bay | 1 | 1 | 0 | .500  | 0-0  | 1-1  | 0-1   | 0-1  | 41 | 40 | Lost 1 |
| Detroit   | 1 | 1 | 0 | .500  | 0-1  | 1-0  | 0-0   | 0-0  | 54 | 51 | Lost 1 |
| Chicago   | 0 | 1 | 0 | .000  | 0-0  | 0-1  | 0-0   | 0-0  | 14 | 23 | Lost 1 |

### NFC South

| Team        | W | L | T | Pct. | Home | Away | Conf. | Div. | PF | PA | Streak |
|-------------|---|---|---|------|------|------|-------|------|----|----|--------|
| Tampa Bay   | 1 | 1 | 0 | .500 | 0-0  | 1-1  | 1-0   | 1-1  | 38 | 64 | Lost 1 |
| Atlanta     | 1 | 1 | 0 | .500 | 0-1  | 1-0  | 0-1   | 0-1  | 59 | 59 | Won 1  |
| Carolina    | 1 | 1 | 0 | .500 | 1-0  | 0-1  | 0-0   | 1-0  | 66 | 48 | Won 1  |
| New Orleans | 0 | 2 | 0 | .000 | 0-1  | 0-1  | 0-0   | 0-1  | 47 | 51 | Lost 2 |

### NFC West

| Team          | W | L | T | Pct. | Home | Away | Conf. | Div. | PF | PA | Streak |
|---------------|---|---|---|------|------|------|-------|------|----|----|--------|
| San Francisco | 1 | 1 | 0 | .500 | 1-0  | 0-1  | 1-0   | 1-1  | 55 | 46 | Lost 1 |
| Seattle       | 1 | 1 | 0 | .500 | 1-0  | 0-1  | 0-1   | 0-1  | 15 | 19 | Lost 1 |
| Los Angeles   | 1 | 1 | 0 | .500 | 1-0  | 0-1  | 1-1   | 1-1  | 9  | 31 | Won 1  |
| Arizona       | 1 | 1 | 0 | .500 | 1-1  | 0-0  | 0-0   | 1-0  | 61 | 30 | Won 1  |



# VIKINGS 2016 TEAM NOTES

## FIRST ROUND FOCUS

The Vikings feature 14 players on the roster who entered the NFL as 1st-round draft choices, 11 of which were selected by the Vikings.

### VIKINGS 1ST-ROUND TALENTS

| PLAYER, TEAM                     | SEASON, SELECTION |
|----------------------------------|-------------------|
| Terence Newman, Dallas           | 2003, #5          |
| Chad Greenway, Minnesota         | 2006, #17         |
| Adrian Peterson, Minnesota       | 2007, #7          |
| Andre Smith, Cincinnati          | 2009, #6          |
| Sam Bradford, St. Louis          | 2010, #1          |
| Matt Kalil, Minnesota            | 2012, #4          |
| Harrison Smith, Minnesota        | 2012, #29         |
| Sharrif Floyd, Minnesota         | 2013, #23         |
| Xavier Rhodes, Minnesota         | 2013, #25         |
| Cordarrelle Patterson, Minnesota | 2013, #29         |
| Anthony Barr, Minnesota          | 2014, #9          |
| Teddy Bridgewater, Minnesota     | 2014, #32         |
| Trae Waynes, Minnesota           | 2015, #11         |
| Laquan Treadwell, Minnesota      | 2016, #23         |

## ALOHA VIKINGS

The Vikings have 11 players who have earned a combined 19 Pro Bowl honors during their careers.

### PRO BOWL BERTHS AMONG VIKINGS

| PLAYER                         | SEASONS                            |
|--------------------------------|------------------------------------|
| Adrian Peterson, RB, 7         | 2007, '08, '09, '10, '12, '13, '15 |
| Chad Greenway, LB, 2           | 2011, '12                          |
| Terence Newman, CB, 2 (Dallas) | 2007, '08                          |
| Matt Kalil, T, 1               | 2012                               |
| Kyle Rudolph, TE, 1            | 2012                               |
| Blair Walsh, K, 1              | 2012                               |
| Cordarrelle Patterson, KR, 1   | 2013                               |
| Everson Griffen, DE, 1         | 2015                               |
| Harrison Smith, S, 1           | 2015                               |
| Anthony Barr, LB, 1            | 2015                               |
| Teddy Bridgewater, QB, 1       | 2015                               |

## HOUSEWARMING PARTY

The Vikings opened U.S. Bank Stadium in style with a nationally-televised NBC Sunday Night Football game vs. border rival Green Bay (9/18). The 17-14 win gave the Vikings a 3-0 mark when opening their home fields, at Met Stadium in 1961 (the opening game of the franchise), the Metrodome in 1982 and now U.S. Bank Stadium. Packers WR Jordy Nelson scored the 1st TD in the new stadium on a 1-yard pass from Aaron Rodgers at 5:04 in the 1st quarter. **Vikings TE Kyle Rudolph scored the 1st Vikings TD in the venue at 10:14 of the 2nd quarter on an 8-yard scoring throw from Sam Bradford.**

### VIKINGS OPENING GAMES AT THEIR STADIUMS

| GAME  | SCORE   |
|---|---------|
| Met Stadium, 9/17/61 vs. Chicago (32,236)         | W 37-13 |
| HHH Metrodome, 9/12/82 vs. Tampa Bay (58,44)      | W 17-10 |
| U.S. Bank Stadium, 9/18/16 vs. Green Bay (68,813) | W 17-14 |

## SUPER MEN

The Vikings have 3 players and 4 coaches who have been in the Super Bowl, including Head Coach Mike Zimmer, who helped Dallas claim Super Bowl XXX with a win over Pittsburgh to cap the 1995 season.

### VIKINGS WITH SUPER BOWL EXPERIENCE

| PARTICIPANT, TEAM                  | SUPER BOWL                            |
|------------------------------------|---------------------------------------|
| Mike Zimmer, Dallas                | XXX vs. Pittsburgh                    |
| Norv Turner, Dallas                | XXVII vs. Buffalo, XXVIII vs. Buffalo |
| Hank Fraley, Philadelphia (player) | XXXIX vs. New England                 |
| Adam Zimmer, New Orleans           | XLIV vs. Indianapolis                 |
| Linval Joseph, NY Giants (player)  | XLVI vs. New England                  |
| Justin Trattou, NY Giants (player) | XLVI vs. New England                  |
| Alex Boone, San Francisco (player) | XLVII vs. Baltimore                   |

## TEAM RECORDS SINCE 1970 MERGER

The Vikings **399 wins since the 1970 AFL-NFL merger rank 7th in the NFL** over that span and trail only behind Dallas and San Francisco in the NFC. The Vikings have won 17 Division titles since the 1970 season, the 4th-most among NFL teams, and have made 26 playoff appearances, the 3rd-most in the NFL and 2nd in the NFC behind only Dallas.

### Wins by NFL teams since the 1970 AFL-NFL merger

| Team                | Wins       |
|---------------------|------------|
| 1) Pittsburgh       | 435        |
| 2) Denver           | 419        |
| 3t) Miami           | 414        |
| 3t) Dallas          | 414        |
| 5t) San Francisco   | 401        |
| 5t) New England     | 401        |
| <b>7) Minnesota</b> | <b>399</b> |

### Playoff berths by NFL teams since the 1970 AFL-NFL merger

| Team                | Playoffs  |
|---------------------|-----------|
| 1) Pittsburgh       | 28        |
| 2) Dallas           | 27        |
| <b>3) Minnesota</b> | <b>26</b> |
| 4) San Francisco    | 24        |

### Division titles by NFL teams since the 1970 AFL-NFL merger

| Team                 | Playoffs  |
|----------------------|-----------|
| 1) Pittsburgh        | 21        |
| 2) San Francisco     | 19        |
| 3) Dallas            | 18        |
| <b>4t) Minnesota</b> | <b>17</b> |
| 4t) New England      | 17        |

## HOME FIELD ADVANTAGE

The Vikings began a 2-year stint at TCF Bank Stadium in 2014 hoping to continue the strong home record they have held throughout their history. **The Vikings finished 11-6 (11-5 in 2014-15) in their 17 regular season games at TCF Bank Stadium.** The Vikings have amassed the 3rd-most home wins by an NFL team since the 1970 AFL-NFL merger. The club moved from Metropolitan Stadium following the 1981 season, playing at Mall of America Field at HHH Metrodome starting in 1982. **The Vikings played 260 regular season and playoff games indoors, notching a 168-92 record.** In 2010 the team endured the loss of the final 2 home games of the season following the collapse of the Dome roof due to heavy snows and blizzard conditions. The Vikings played "host" to the NY Giants at Detroit's Ford Field and played the regular season home finale at TCF Bank Stadium on the University of Minnesota campus when Chicago visited for a Monday Night Football matchup on 12/20/10. Ironically, the game was 29 years to the day since the last outdoor Vikings game in Minnesota, the finale at Met Stadium on 12/20/81 against Kansas City.

### Home records of NFL teams since the 1970 AFL-NFL merger

| Team             | Wins             |
|------------------|------------------|
| Pittsburgh       | 257-99-1         |
| Denver           | 251-104-4        |
| <b>Minnesota</b> | <b>239-118-1</b> |
| Miami            | 234-120-1        |
| Dallas           | 231-126          |
| New England      | 230-127          |
| Green Bay        | 224-126-6        |
| San Francisco    | 221-133-3        |

### Vikings best home records- regular season

| Team | Record                  |
|------|-------------------------|
| 1989 | 8-0                     |
| 1998 | 8-0..... 9-1 w/playoffs |
| 2009 | 8-0..... 9-0 w/playoffs |
| 1969 | 7-0..... 9-0 w/playoffs |
| 1970 | 7-0                     |
| 1973 | 7-0..... 9-0 w/playoffs |
| 1975 | 7-0                     |

# VIKINGS 2015 TEAM NOTES



## 4 QUARTERS OR MORE

The Vikings OT win vs. St. Louis in 2015 was the 2nd in TCF Bank Stadium and the current 4-game OT win streak is the longest in Vikings history. **The Vikings are 3-0 in OT games under Mike Zimmer.**

### Vikings Recent OT Games

| Game                    | Score   |
|-------------------------|---------|
| 11/8/15 vs. St. Louis   | 21-18 W |
| 12/7/14 vs. NY Jets     | 30-24 W |
| 10/26/14 at Tampa Bay   | 19-13 W |
| 12/1/13 vs. Chicago     | 23-20 W |
| 11/24/13 at Green Bay   | 26-26 T |
| 9/9/12 vs. Jacksonville | 26-23 W |

## SPECIAL DELIVERY

The Vikings have notched **6 KO Return TDs, 3 PR TDs and 2 TDs on blocked punt returns** during the 5 seasons (2011-15) Mike Priefer has led the Vikings special teams units. The Vikings return and coverage units rank among the NFL leaders in recent seasons.

### 2011-16 NFL Special Teams TDs

| Team            | Special Teams TDs              |
|-----------------|--------------------------------|
| 1) Minnesota    | 11- (3 PR, 6 KR, 2 BPR)        |
| 1) Philadelphia | 11- (5 PR, 2 KR, 4 BPR)        |
| 3) Baltimore    | 10- (4 PR, 4 KR, 1 BPR, 1 BFG) |

### 2013-16 NFL Punt Return Average

| Team         | PR Avg |
|--------------|--------|
| 1) Baltimore | 11.5   |
| 2) Minnesota | 11.2   |

### 2011-16 NFL Kickoff Return Average

| Team             | KOR Avg. |
|------------------|----------|
| 1) Baltimore     | 26.6     |
| 2) Minnesota     | 25.7     |
| 3) Kansas City   | 24.8     |
| 4) San Francisco | 24.5     |

### 2011-16 NFL Kickoff Return Touchdowns

| Team           | KO Returns/TDs |
|----------------|----------------|
| 1) Minnesota   | 262/6          |
| 2) Baltimore   | 222/4          |
| 3) Kansas City | 231/3          |

### 2014-16 NFL Opponent Punt Return Average Allowed

| Team         | Opponent PR Avg. |
|--------------|------------------|
| 1) Tampa Bay | 5.7              |
| 2) Green Bay | 5.9              |
| 3) Minnesota | 6.0              |
| 4) Baltimore | 6.2              |

## VIKINGS BLOCK PARTY

The Vikings set a club record with 2 blocked punts for TDs vs. Carolina (11/30/14). Vikings WR **Adam Thielen** blocked the 1st punt of the day and returned it for the TD, becoming only the 4th Viking to do so in team history and the 1st since 1973. In the 2015 season opener at San Francisco (9/14), **Andrew Sendejo** blocked Phil Dawson's 1st FG attempt of the season and **Marcus Sherels** returned it 44 yards, the 2nd-longest in Vikings history.

### Longest Blocked FG Return- Vikings

| Player, Game                              | Blocked FG Ret. |
|---|-----------------|
| Antoine Winfield, at New Orleans, 10/6/08 | 59t             |
| Marcus Sherels, at San Francisco, 9/14/15 | 44              |

### Blocked Punts Returned for TDs in a Game- NFL (\*- both in a half, both in 1st)

| Game                                 | TDs |
|--------------------------------------|-----|
| NY Giants vs. Philadelphia, 10/24/43 | 2   |
| Miami vs. Baltimore, 11/11/73        | 2   |
| Detroit vs. Green Bay, 9/21/75       | 2*  |
| Kansas City vs. Cleveland, 9/30/90   | 2   |
| Minnesota vs. Carolina, 11/30/14     | 2*  |

### Longest Blocked Punt Return TDs - Vikings

| Player, Game                            | TD  |
|---|-----|
| Everton Griffen, vs. Carolina, 11/30/14 | 43t |
| Adam Thielen, vs. Carolina, 11/30/14    | 30t |
| Nate Allen, vs. NY Giants, 10/17/76     | 28t |

### Most Blocked Punts in a Game - Vikings

| Players, Game   | Punt Blocks |
|---|-------------|
| Adam Thielen, Jasper Brinkley; vs. Carolina, 11/30/14 | 2           |
| Rick Bell, Randy Holloway; vs. Chicago, 12/11/83      | 2           |

## SCORING SPREE

**Cordarrelle Patterson** tied the 3rd-fastest score to open a game in Vikings history twice with 105 and 109-yard kickoff returns.

### Fastest Scores in Vikings History

| Player, Game, Play   | Elapsed Time |
|--|--------------|
| Gerald Hodges, vs. NY Jets (12/7/14), 27t INT Return             | 0:12         |
| Percy Harvin, at Detroit (9/30/12), 105t KOR                     | 0:12         |
| <b>Cordarrelle Patterson, vs. Green Bay (10/27/13), 109t KOR</b> | <b>0:13</b>  |
| <b>Cordarrelle Patterson, at Chicgao (9/15/13), 105t KOR</b>     | <b>0:13</b>  |
| Napolean Harris, at Jacksonville (11/23/08), 27t FR              | 0:13         |
| Travis Taylor, vs. New Orleans (9/25/05), 24t Pass               | 0:13         |

## THE REAL CORDARRELLE DEAL

Cordarrelle Patterson returned his 4th career KOR TD vs. Seattle (12/6/15), 1 shy of matching the team record and tied the team mark with 2 in a season. **Patterson led the NFL in KO return average at 31.8 in 2015 and as a rookie in 2013.**

### 2015 NFL Kickoff Return Leaders

| Player, Team                            | Avg                        |
|---|----------------------------|
| <b>Cordarrelle Patterson, Minnesota</b> | <b>31.8 yds (32/1,019)</b> |
| Ameer Abdullah, Detroit                 | 29.1 yds (37/1077)         |

### 2013-15 NFL Kickoff Return Touchdowns

| Player, Season                          | TDs      |
|---|----------|
| <b>Cordarrelle Patterson, Minnesota</b> | <b>4</b> |
| Jacoby Jones                            | 2        |
| Knile Davis                             | 2        |

### Longest Kickoff Returns- Vikings

| Player, Game  | Yards       |
|---|-------------|
| <b>Cordarrelle Patterson, vs. Green Bay, 10/27/13</b> | <b>109t</b> |
| <b>Cordarrelle Patterson, at Chicago, 9/15/13</b>     | <b>105t</b> |
| Percy Harvin, at Detroit, 9/30/12                     | 105t        |
| Percy Harvin, at Atlanta, 11/27/11                    | 104         |
| Aundrae Allison, vs. Detroit, 12/2/07                 | 104t        |
| Percy Harvin, at San Diego, 9/11/11                   | 103t        |
| <b>Cordarrelle Patterson, vs. Seattle, 12/6/15</b>    | <b>101t</b> |
| Percy Harvin, vs. San Francisco, 9/27/09              | 101t        |
| Lance Rentzel, vs. Baltimore, 11/14/65                | 101t        |
| Eddie Payton, vs. Oakland, 9/14/81                    | 99t         |
| Clinton Jones, vs. NY Giants, 11/5/67                 | 96t         |
| Percy Harvin, vs. Dallas, 10/17/10                    | 95t         |
| <b>Cordarrelle Patterson, at Oakland, 11/15/15</b>    | <b>93t</b>  |
| Herschel Walker, vs. Philadelphia, 11/19/89           | 93t         |

### Vikings Kickoff Return Average- Season

| Player, Season                     | Avg             |
|------------------------------------|-----------------|
| <b>Cordarrelle Patterson, 2013</b> | <b>32.4 yds</b> |
| <b>Cordarrelle Patterson, 2015</b> | <b>31.8 yds</b> |
| Aundrae Allison, 2007              | 28.7 yds        |

### NFL Kickoff Return Average in a Season since 1970 NFL Merger

| Player, Team, Season                          | Avg         |
|---|-------------|
| Jim Duncan, Baltimore, 1970                   | 35.4        |
| Ron Brown, LA Rams, 1985                      | 32.8        |
| Cecil Turner, Chicago, 1970                   | 32.7        |
| <b>Cordarrelle Patterson, Minnesota, 2013</b> | <b>32.4</b> |

### Career KO Return TDs- Vikings

| Player                       | KOR TDs  |
|------------------------------|----------|
| Percy Harvin                 | 5        |
| <b>Cordarrelle Patterson</b> | <b>4</b> |

### Single-Season KO Return TDs- Vikings

| Player                             | KOR TDs               |
|------------------------------------|-----------------------|
| <b>Cordarrelle Patterson, 2015</b> | <b>2 (93t, 101t)</b>  |
| <b>Cordarrelle Patterson, 2013</b> | <b>2 (105t, 109t)</b> |
| Percy Harvin, 2009                 | 2 (101t, 88t)         |

### Career 50+ Yard KO Returns- Vikings

| Player                       | 50+ Returns |
|------------------------------|-------------|
| <b>Cordarrelle Patterson</b> | <b>11</b>   |
| Percy Harvin                 | 9           |

### Single-Season 50+ Yard KO Returns- Vikings

| Player                             | 50+ Returns |
|------------------------------------|-------------|
| <b>Cordarrelle Patterson, 2013</b> | <b>5</b>    |
| <b>Cordarrelle Patterson, 2015</b> | <b>4</b>    |

### Longest Plays in NFL History

| Player, Game   | Play                  |
|--|-----------------------|
| <b>Cordarrelle Patterson, Minn vs. GB (10/23/07)</b> | <b>109t KOR</b>       |
| Antonio Cromartie, SD at Minn (11/4/07)              | 109t missed FG return |
| Jacoby Jones, Balt vs. Dall (10/14/12)               | 108t KOR              |
| Randall Cobb, GB vs. NO (9/8/11)                     | 108t KOR              |
| Ellis Hobbs, NE at NY Jets (9/9/07)                  | 108t KOR              |
| Devin Hester, Chi at NY Giants (11/12/06)            | 108t missed FG return |
| Nathan Vasher, Chi vs. SF (11/13/05)                 | 108t missed FG return |





## REACHING 100

**Adrian Peterson** holds the Vikings career record with **49 regular season games (50 with playoffs)** of 100+ yards rushing:

### Peterson's Regular Season 100-Yard Rushing Performances (Yds/Att/TD)

|                                |          |
|--------------------------------|----------|
| vs. Atlanta, 9/9/07.....       | 103/19/0 |
| at Kansas City, 9/23/07.....   | 102/25/1 |
| vs. Green Bay, 9/30/07.....    | 112/12/0 |
| at Chicago, 10/14/07.....      | 224/20/3 |
| vs. San Diego, 11/4/07*.....   | 296/30/3 |
| vs. Detroit, 12/2/07.....      | 116/15/2 |
| at Green Bay, 9/8/08.....      | 103/19/1 |
| vs. Indianapolis, 9/14/08..... | 160/29/0 |
| vs. Detroit, 10/12/08.....     | 111/25/0 |
| at Chicago, 10/19/08.....      | 121/22/2 |
| vs. Houston, 11/2/08.....      | 139/25/1 |
| vs. Green Bay, 11/9/08.....    | 192/30/1 |
| vs. Chicago, 11/30/08.....     | 131/28/1 |
| at Detroit, 12/7/08.....       | 105/22/0 |
| at Arizona, 12/14/08.....      | 165/28/0 |
| vs. N.Y. Giants, 12/28/08..... | 120/21/1 |
| at Cleveland, 9/13/09.....     | 180/25/3 |
| vs. Baltimore, 10/18/09.....   | 143/22/0 |
| vs. Detroit, 11/15/09.....     | 133/18/2 |
| at New Orleans, 1/24/10#.....  | 122/25/3 |
| vs. Miami, 9/19/10.....        | 145/28/1 |
| vs. Detroit, 9/26/10.....      | 160/23/2 |
| at Green Bay, 10/24/10.....    | 131/28/1 |
| vs. Buffalo, 12/5/10.....      | 107/16/3 |
| at Philadelphia, 12/28/10..... | 118/22/1 |
| vs. Tampa Bay, 9/18/11.....    | 120/25/2 |
| vs. Arizona, 10/9/11.....      | 122/29/3 |
| vs. Green Bay, 10/23/11.....   | 175/24/1 |
| @ Detroit, 9/30/12.....        | 102/21/0 |
| vs. Arizona, 10/21/12.....     | 153/23/1 |
| vs. Tampa Bay, 10/25/12.....   | 123/15/1 |
| @ Seattle, 11/4/12.....        | 182/17/2 |
| vs. Detroit, 11/11/12.....     | 171/27/1 |
| @ Chicago, 11/25/12.....       | 108/18/0 |
| @ Green Bay, 12/2/12.....      | 210/21/1 |
| vs. Chicago, 12/9/12.....      | 154/31/2 |
| @ St. Louis, 12/16/12.....     | 212/24/1 |
| vs. Green Bay, 12/30/12.....   | 199/34/1 |
| @ Chicago, 9/15/13.....        | 100/26/0 |
| vs. Pittsburgh, 9/29/13^.....  | 140/23/2 |
| @ Dallas, 10/3/13.....         | 140/25/1 |
| @ Green Bay, 11/24/13.....     | 146/32/1 |
| vs. Chicago, 12/1/13.....      | 211/35/0 |
| vs. Detroit, 9/20/15.....      | 134/29/0 |
| vs. San Diego, 9/27/15.....    | 126/20/2 |
| @ Chicago, 11/1/15.....        | 103/20/0 |
| vs. St. Louis, 11/8/15.....    | 125/29/1 |
| @ Oakland, 11/15/15.....       | 203/26/1 |
| @ Atlanta, 11/29/15.....       | 158/29/2 |
| vs. NY Giants, 12/27/15.....   | 104/22/1 |

\* NFL Record, # Playoffs, ^ International Series

## PETERSON'S CAREER TDS

| Game, Date                          | * Playoffs | @ International Series | Game at London | Play   |
|-------------------------------------|------------|------------------------|----------------|--|
| vs. Atlanta, 9/9/07.....            |            |                        |                | 60 pass from T. Jackson                                  |
| at Kansas City, 9/23/07.....        |            |                        |                | 11 run   |
| at Chicago, 10/14/07 (3).....       |            |                        |                | 67 run, 73 run, 35 run                                   |
| at Dallas, 10/21/07.....            |            |                        |                | 20 run   |
| vs. San Diego, 11/4/07 (3).....     |            |                        |                | 1 run, 64 run, 46 run                                    |
| vs. Detroit, 12/2/07 (2).....       |            |                        |                | 16 run, 13 run   |
| vs. Chicago, 12/17/07 (2).....      |            |                        |                | 1 run, 8 run   |
| at Green Bay, 9/8/08.....           |            |                        |                | 3 run  |
| at Tennessee, 9/28/08 (2).....      |            |                        |                | 28 run, 3 run  |
| at Chicago, 10/19/08 (2).....       |            |                        |                | 1 run, 54 run  |
| vs. Houston, 11/2/08.....           |            |                        |                | 1 run  |
| vs. Green Bay, 11/9/08.....         |            |                        |                | 29 run   |
| at Jacksonville, 11/23/08.....      |            |                        |                | 16 run   |
| vs. Chicago, 11/30/08.....          |            |                        |                | 1 run  |
| vs. N.Y. Giants, 12/30/08.....      |            |                        |                | 67 run   |
| vs. Philadelphia, 1/4/09 * (2)..... |            |                        |                | 40 run, 3 run  |
| at Cleveland, 9/13/09 (3).....      |            |                        |                | 1 run, 1 run, 64 run                                     |
| at Detroit, 9/20/09.....            |            |                        |                | 27 run   |
| vs. Green Bay, 10/5/09.....         |            |                        |                | 1 run  |
| at St. Louis, 10/11/09 (2).....     |            |                        |                | 5 run, 7 run   |
| at Pittsburgh, 10/25/09.....        |            |                        |                | 2 run  |
| at Green Bay, 11/1/09.....          |            |                        |                | 1 run  |
| vs. Detroit, 11/15/09 (2).....      |            |                        |                | 22 run, 1 run  |
| vs. Chicago, 11/29/09.....          |            |                        |                | 5 run  |
| vs. Cincinnati, 12/13/09 (2).....   |            |                        |                | 1 run, 3 run   |
| at Carolina, 12/20/09.....          |            |                        |                | 4 run  |
| at Chicago, 12/28/09 (2).....       |            |                        |                | 1 run, 1 run   |
| vs. N.Y. Giants, 1/3/10.....        |            |                        |                | 1 run  |
| at New Orleans, 1/24/10 * (3).....  |            |                        |                | 19 run, 1 run, 2 run                                     |
| vs. Miami, 9/19/10.....             |            |                        |                | 1 run  |
| vs. Detroit, 9/26/10 (2).....       |            |                        |                | 6 run, 80 run  |
| vs. Dallas, 10/17/10.....           |            |                        |                | 1 run  |
| at Green Bay, 10/24/10.....         |            |                        |                | 1 run  |
| at New England, 10/31/10.....       |            |                        |                | 1 run  |
| vs. Arizona, 11/7/10 (2).....       |            |                        |                | 12 pass from Favre, 4 run                                |
| at Washington, 11/28/10.....        |            |                        |                | 5 run  |
| vs. Buffalo, 12/5/10 (3).....       |            |                        |                | 2 run, 3 run, 43 run                                     |
| at Philadelphia, 12/28/10.....      |            |                        |                | 1 run  |
| vs. Tampa Bay, 9/18/11 (2).....     |            |                        |                | 1 run, 9 run   |
| vs. Detroit, 9/25/11.....           |            |                        |                | 6 run  |
| vs. Arizona, 10/9/11 (3).....       |            |                        |                | 4 run, 24 run, 14 run                                    |
| at Chicago, 10/16/11.....           |            |                        |                | 4 run  |
| vs. Green Bay, 10/23/11.....        |            |                        |                | 1 run  |
| at Carolina, 10/30/11 (2).....      |            |                        |                | 19 pass from Ponder, 9 run                               |
| at Green Bay, 11/14/11.....         |            |                        |                | 3 run  |
| vs. Oakland, 11/20/11.....          |            |                        |                | 12 run   |
| at Washington, 12/24/11.....        |            |                        |                | 1 run  |
| vs. Jacksonville, 9/9/12 (2).....   |            |                        |                | 3 run, 2 run   |
| vs. Arizona, 10/21/12.....          |            |                        |                | 13 run   |
| vs. Tampa Bay, 10/25/12.....        |            |                        |                | 64 run   |
| at Seattle, 11/4/12 (2).....        |            |                        |                | 1 run, 4 run   |
| vs. Detroit, 11/11/12.....          |            |                        |                | 61 run   |
| at Green Bay, 12/2/12.....          |            |                        |                | 82 run   |
| vs. Chicago, 12/9/12 (2).....       |            |                        |                | 1 run, 1 run   |
| at St. Louis, 12/16/12.....         |            |                        |                | 82 run   |
| vs. Green Bay, 12/30/12 (2).....    |            |                        |                | 7 run, 2 pass from Ponder                                |
| at Detroit, 9/8/13 (3).....         |            |                        |                | 78 run, 4 run, 4 pass from Ponder                        |
| vs. Cleveland, 9/22/13.....         |            |                        |                | 2 run  |
| vs. Pittsburgh, 9/29/13 (2) @.....  |            |                        |                | 60 run, 7 run  |
| vs. Green Bay, 10/27/13.....        |            |                        |                | 8 run  |
| at Dallas, 11/3/13.....             |            |                        |                | 11 run   |
| vs. Washington, 11/7/13 (2).....    |            |                        |                | 18 run, 1 run  |
| at Green Bay, 11/24/13.....         |            |                        |                | 1 run  |
| vs. San Diego, 9/27/15 (2).....     |            |                        |                | 2 run, 43 run  |
| at Denver, 10/4/15.....             |            |                        |                | 48 run   |
| vs. St. Louis, 11/8/15.....         |            |                        |                | 6 run  |
| at Oakland, 11/15/15.....           |            |                        |                | 80 run   |
| vs. Green Bay, 11/22/15.....        |            |                        |                | 6 run  |
| at Atlanta, 11/29/15.....           |            |                        |                | 1 run, 35 run  |
| at Arizona, 12/10/15.....           |            |                        |                | 9 run  |
| vs. NY Giants, 12/27/15.....        |            |                        |                | 2 run  |
| at Green Bay, 1/3/16.....           |            |                        |                | 3 run  |
| <b>Totals</b> .....                 |            |                        |                | <b>107 (102 regular season; 97 rushing, 5 receiving)</b> |

## SINGLE-GAME RUSHING HIGHS

**Peterson** owns 10 of the top 11 Vikings single-game rushing totals.

### Most Single-Game Rushing Yards - Vikings

| Yards        | Player, Game                             |
|--------------|--|
| 1) 296 *     | Adrian Peterson, vs. San Diego, 11/4/07  |
| 2) 224.....  | Adrian Peterson, at Chicago, 10/14/07    |
| 3) 212.....  | Adrian Peterson, at St. Louis, 12/16/12  |
| 4) 211.....  | Adrian Peterson, vs. Chicago, 12/1/13    |
| 5) 210.....  | Adrian Peterson, at Green Bay, 12/2/12   |
| 6) 203.....  | Adrian Peterson, at Oakland, 11/15/15    |
| 7) 200.....  | Chuck Foreman, at Philadelphia, 10/24/76 |
| 8) 199.....  | Adrian Peterson, vs. Green Bay, 12/30/12 |
| 9) 192.....  | Adrian Peterson, vs. Green Bay, 11/9/08  |
| 10) 182..... | Adrian Peterson, at Seattle, 11/4/12     |
| 11) 180..... | Adrian Peterson, at Cleveland, 9/13/09   |

\*NFL Record



## RUSHING TO THE TOP

Since entering the league in 2007, **Peterson** has rushed for **11,725 yards** and **97 TDs**. Peterson is the **3rd-fastest** in NFL history to break the **11,000-yard** mark.

### NFL Rushing Yards - current players

| Player                          | Rushing Yards |
|---------------------------------|---------------|
| 1) Frank Gore, SF/IND           | 12,040        |
| <b>2) Adrian Peterson, MIN</b>  | <b>11,725</b> |
| 3) Chris Johnson, TENN/NYJ/ARIZ | 9,442         |

### NFL Rushing Touchdowns - current players

| Player                         | Touchdowns |
|--------------------------------|------------|
| <b>1) Adrian Peterson, MIN</b> | <b>97</b>  |
| 2) Frank Gore, SF/IND          | 70         |

### 2007-2016 Total Touchdowns - NFL

| Player                         | Touchdowns                  |
|--------------------------------|-----------------------------|
| <b>1) Adrian Peterson, MIN</b> | <b>102 (97 rush, 5 rec)</b> |
| 2) Calvin Johnson, DET         | 84 (1 rush, 83 rec)         |

### 2007-2016 Rushing Yards Per Game - NFL

| Player                          | Yards Per Game |
|---------------------------------|----------------|
| <b>1) Adrian Peterson, MIN</b>  | <b>96.1</b>    |
| 2) Chris Johnson, TENN/NYJ/ARIZ | 76.6           |

### 2007-2016 Scrimmage Yards - NFL

| Player                         | Yards         |
|--------------------------------|---------------|
| <b>1) Adrian Peterson, MIN</b> | <b>13,669</b> |
| 2) Matt Forte, CHI/NYJ         | 12,982        |

### 2007-2016 Scrimmage Yards Per Game - NFL

| Player                         | Avg.         |
|--------------------------------|--------------|
| <b>1) Adrian Peterson, MIN</b> | <b>112.0</b> |
| 2) Matt Forte, CHI/NYJ         | 106.4        |

### Career Rushing Leaders - Vikings

| Player                                  | Att.         | Yds.          | Avg.       | TD        |
|---|--------------|---------------|------------|-----------|
| <b>1) Adrian Peterson, 2007-present</b> | <b>2,412</b> | <b>11,725</b> | <b>4.9</b> | <b>97</b> |
| 2) Robert Smith, 1993-00                | 1,411        | 6,818         | 4.8        | 32        |

### Career Receptions by Vikings RBs

| Player                    | Rec.       |
|---------------------------|------------|
| 1) Ted Brown              | 339        |
| 2) Chuck Foreman          | 336        |
| 3) Rickey Young           | 292        |
| 4) Bill Brown             | 284        |
| 5) Darrin Nelson          | 251        |
| <b>6) Adrian Peterson</b> | <b>240</b> |

## GLASS HALF FULL

**Peterson** has rushed for 100 yards or more in a half 18 times in his career, 10 times in the 1st half, 8 in the 2nd half- most recently 110 yards in the 2nd half at Atlanta (11/29/15).

### 100 Yards Rushing In A Half - Vikings

| Player                                  | Games                 |
|---|-----------------------|
| <b>1) Adrian Peterson, 2007-present</b> | <b>18 (10 in 1st)</b> |
| 2) Robert Smith, 1993-00                | 2                     |

### Vikings Rushing Yards in a Half

| Player  | Yards                 |
|---|-----------------------|
| <b>Adrian Peterson vs. San Diego (11/4/07)</b>    | <b>253 (2nd half)</b> |
| <b>Adrian Peterson @ Cleveland (9/13/09)</b>      | <b>155 (2nd half)</b> |
| <b>Adrian Peterson @ Oakland (11/15/15)</b>       | <b>154 (2nd half)</b> |
| Chuck Foreman @ Philadelphia (10/24/76)           | 145 (2nd half)        |
| <b>Adrian Peterson @ Seattle (11/4/12)</b>        | <b>144 (1st half)</b> |
| <b>Adrian Peterson vs. Chicago (12/1/13)</b>      | <b>139 (2nd half)</b> |
| <b>Adrian Peterson @ Green Bay (12/2/12)</b>      | <b>126 (1t half)</b>  |
| <b>Adrian Peterson vs. Chicago (12/9/12)</b>      | <b>125 (1st half)</b> |
| Robert Smith @ St. Louis (9/13/98)                | 121 (1st half)        |
| <b>Adrian Peterson @ St. Louis (12/16/12)</b>     | <b>119 (1st half)</b> |
| <b>Adrian Peterson @ Chicago (10/14/07)</b>       | <b>119 (2nd half)</b> |
| <b>Adrian Peterson vs. Indianapolis (9/14/08)</b> | <b>118 (1st half)</b> |

## RUSHING RACE

**Adrian Peterson** led the NFL in rushing in 2015 with 1,485 yards. **Peterson** is the **only Vikings RB** to lead the NFL in rushing, achieving the feat **3 times** in his career, also in 2008 (1,760 yards) and in 2012 (2,097 yards) when he was named NFL MVP.

### Adrian Peterson in the NFL Rushing Rankings

| Season      | Yards/Rank      |
|-------------|-----------------|
| <b>2007</b> | <b>1,342/#2</b> |
| <b>2008</b> | <b>1,760/#1</b> |
| <b>2009</b> | <b>1,383/#5</b> |
| <b>2010</b> | <b>1,298/#6</b> |
| <b>2011</b> | <b>970/#18</b>  |
| <b>2012</b> | <b>2,097/#1</b> |
| <b>2013</b> | <b>1,266/#5</b> |
| <b>2015</b> | <b>1,485/#1</b> |

## 200 HUNDY RUNNING

**Peterson** broke the 200-yard plateau for the 6th time in his career at Oakland to tie an NFL record held by O.J. Simpson. Peterson broke the 10,000-yard barrier with a 200-yard rushing game (211 vs. Chicago on 12/1/13) and also broke the 11,000-yard plateau with a 200-yard effort at Oakland (11/15/15).

### Career Games with 200+ Rushing Yards

| Player, Years              | 200+ Games |
|----------------------------|------------|
| <b>1t) Adrian Peterson</b> | <b>6</b>   |
| 1t) O.J. Simpson           | 6          |
| 3t) Tiki Barber            | 5          |
| 3t) LaDainian Tomlinson    | 5          |

### NFL Career Rushing TDs

| Player                     | TDs       |
|----------------------------|-----------|
| 1) Emmitt Smith            | 164       |
| 2) LaDainian Tomlinson     | 145       |
| 3) Marcus Allen            | 123       |
| 4) Walter Payton           | 110       |
| 5) Jim Brown               | 106       |
| 6) John Riggins            | 104       |
| 7t) Marshall Faulk         | 100       |
| 7t) Shaun Alexander        | 100       |
| 9) Barry Sanders           | 99        |
| <b>10) Adrian Peterson</b> | <b>97</b> |
| 11t) Franco Harris         | 91        |
| 11t) Jerome Bettis         | 91        |

### NFL Career TDs (\*active)

| Player                        | TDs (Rush/Rec/Ret)   |
|-------------------------------|----------------------|
| 1) Jerry Rice                 | 208 (10/197/1)       |
| 2) Emmitt Smith               | 175 (164/11/0)       |
| 3) LaDainian Tomlinson        | 162 (145/17/0)       |
| 4) Randy Moss                 | 157 (0/156/1)        |
| 5) Terrell Owens              | 156 (3/153/0)        |
| 6) Marcus Allen               | 145 (123/21/0)       |
| 7) Marshall Faulk             | 136 (100/36/0)       |
| 8) Cris Carter                | 131 (0/130/1)        |
| 9) Marvin Harrison            | 128 (0/128/0)        |
| 10) Jim Brown                 | 126 (106/20/0)       |
| 11) Walter Payton             | 125 (110/15/0)       |
| 12) John Riggins              | 116 (104/12/0)       |
| 13) Lenny Moore               | 113 (63/48/2)        |
| 14) Shaun Alexander           | 112 (100/12/0)       |
| 15) Tony Gonzalez             | 111 (0/111/0)        |
| 16) Barry Sanders             | 109 (99/10/0)        |
| 17t) Tim Brown                | 105 (1/100/4)        |
| 17t) Don Hutson               | 105 (3/99/3)         |
| <b>19) Antonio Gates*</b>     | <b>105 (0/105/0)</b> |
| <b>20) Adrian Peterson*</b>   | <b>102 (97/5)</b>    |
| <b>21t) Larry Fitzgerald*</b> | <b>101 (1/100/0)</b> |
| 21t) Steve Largent            | 101 (1/100/0)        |
| 23t) Franco Harris            | 100 (91/9/0)         |
| 23t) Curtis Martin            | 100 (90/10/0)        |
| 25) Eric Dickerson            | 96 (90/6/0)          |



# OFFENSE NOTES

## ADRIAN PETERSON'S LONG RUNS

Peterson owns 4 of the 8 longest runs in Vikings history and is the only Viking with a pair of 80-yard runs in a single season.

### NFL Career Runs of 70+ Yards

| Player              | 70+ Runs |
|---------------------|----------|
| 1t) Adrian Peterson | 8        |
| 1t) Fred Taylor     | 7        |
| 1t) Chris Johnson   | 7        |
| 1t) Barry Sanders   | 7        |

### Vikings Career 50+ Yard Plays

| Player             | 50+ Plays                      |
|--------------------|--------------------------------|
| 1) Adrian Peterson | 27 (23 runs, 2 catches, 2 KOR) |
| 2) Randy Moss      | 26 (25 catches, 1 PR)          |

### Longest Runs in Vikings History

| Player, Game                                 | Run |
|--|-----|
| 1) Chester Taylor, at Seattle, 10/22/06      | 95t |
| 2) Michael Bennett, at Tampa Bay, 11/3/02    | 85t |
| 3) Chester Taylor, at San Francisco, 12/9/07 | 84t |
| 4t) Adrian Peterson, at Green Bay, 12/2/12   | 82t |
| 4t) Adrian Peterson, at St. Louis, 12/16/12  | 82t |
| 6t) Adrian Peterson, at Oakland, 11/15/15    | 80t |
| 6t) Adrian Peterson, vs. Detroit, 9/26/10    | 80t |
| 6t) Clinton Jones, vs. Chicago, 11/2/69      | 80t |

The following is a look at Peterson's longest career runs:

| Yards    | Game                      | W/L |
|----------|---------------------------|-----|
| 1t) 82t  | at St. Louis, 12/16/12    | W   |
| 1t) 82t  | at Green Bay, 12/2/12     | L   |
| 3t) 80t  | at Oakland, 11/15/15      | W   |
| 3t) 80t  | vs. Detroit, 9/26/10      | W   |
| 5) 78t   | at Detroit, 9/8/13        | L   |
| 6) 75    | at Detroit, 10/25/15      | W   |
| 7) 74    | at Seattle, 11/4/12       | L   |
| 8) 73t   | at Chicago, 10/14/07      | W   |
| 9t) 67t  | vs. N.Y. Giants, 12/28/08 | W   |
| 9t) 67t  | at Chicago, 10/14/07      | W   |
| 11t) 64t | vs. Tampa Bay, 10/25/12   | L   |
| 11t) 64t | vs. San Diego, 11/4/07    | W   |
| 11t) 64t | at Cleveland, 9/13/09     | W   |

\*International Series game in London

## CENTURY MARK

Peterson holds the Vikings mark for career 100-yard rushing performances with 49 in 122 career games and has added 1 in playoff action. In 2012, Peterson had a streak of 8 consecutive 100-yard rushing games, a team record. Peterson led the NFL with 10 games over 100 yards during the 2012 season.

### Single Season 100-Yard Rushing Games - Vikings

|                           |    |
|---------------------------|----|
| 1t) Adrian Peterson, 2012 | 10 |
| 1t) Adrian Peterson, 2008 | 10 |
| 3) Robert Smith, 2000     | 8  |
| 4) Adrian Peterson, 2015  | 7  |
| 5t) Adrian Peterson, 2007 | 6  |
| 5t) Robert Smith, 1997    | 6  |

## TOPS IN TDS

Through 122 career games, Peterson has 97 rushing TDs, the most in team history. He has 102 total TDs, the 2nd-most in Vikings history.

### Most Career Rushing TDs - Vikings

| Player                           | TDs |
|----------------------------------|-----|
| 1) Adrian Peterson, 2007-present | 97  |
| 2t) Chuck Foreman, 1973-79       | 52  |
| 2t) Bill Brown, 1962-74          | 52  |

### Most Career Overall TDs - Vikings

| Player, Years                    | TDs |
|----------------------------------|-----|
| 1) Cris Carter, 1990-01          | 110 |
| 2) Adrian Peterson, 2007-present | 102 |

## CLIMBING INTO IMMORTALITY

Adrian Peterson has climbed amongst the all-time leaders in NFL career rushing rushing leaders. His 11,725 career yards is currently 16th in NFL history. Peterson is 2nd among active rushers behind Indianapolis' Frank Gore.

### NFL Career Rushing Yards - \* active

| Player, Games               | Yards  |
|-----------------------------|--------|
| 1) Emmitt Smith, 226        | 18,355 |
| 2) Walter Payton, 190       | 16,726 |
| 3) Barry Sanders, 153       | 15,269 |
| 4) Curtis Martin, 168       | 14,101 |
| 5) LaDainian Tomlinson, 170 | 13,684 |
| 6) Jerome Bettis, 192       | 13,662 |
| 7) Eric Dickerson, 146      | 13,259 |
| 8) Tony Dorsett, 173        | 12,739 |
| 9) Jim Brown, 118           | 12,312 |
| 10) Marshall Faulk, 176     | 12,279 |
| 11) Edgerrin James, 148     | 12,246 |
| 12) Marcus Allen, 222       | 12,243 |
| 13) Frank Gore*, 166        | 12,143 |
| 14) Franco Harris, 173      | 12,120 |
| 15) Thurman Thomas, 182     | 12,074 |
| 16) Adrian Peterson*, 122   | 11,725 |
| 17) Fred Taylor, 153        | 11,695 |
| 18) Steven Jackson, 161     | 11,438 |
| 19) John Riggins, 175       | 11,352 |
| 20) Corey Dillon, 150       | 11,241 |
| 21) O.J. Simpson, 135       | 11,236 |

## PETERSON'S RECORD BOOK RE-DO

### NFL 150+ Yard Games in a Season

| Player                    | 150+ Yd Games |
|---------------------------|---------------|
| 1t) Adrian Peterson, 2012 | 7             |
| 1t) Earl Campbell, 1980   | 7             |

### NFL 150+ Yard Games in a Career

| Player              | 150+ Yd Games |
|---------------------|---------------|
| 1) Barry Sanders    | 25            |
| 2) Jim Brown        | 22            |
| 3) Walter Payton    | 20            |
| 4t) Adrian Peterson | 18            |
| 4t) Eric Dickerson  | 18            |
| 4t) Emmitt Smith    | 18            |

### Top Rushing Games in NFL History

| Player   | Yards |
|--|-------|
| 1) Adrian Peterson, Minnesota vs. San Diego (11/4/07)    | 296   |
| 2) Jamal Lewis, Baltimore vs. Cleveland (9/14/03)        | 295   |
| 3) Jerome Harrison, Cleveland vs. Kansas City (12/20/09) | 286   |

### Top Rushing Seasons in NFL History

| Player                              | Yards |
|-------------------------------------|-------|
| 1) Eric Dickerson, LA Rams, 1984    | 2,105 |
| 2) Adrian Peterson, Minnesota, 2012 | 2,097 |
| 3) Jamal Lewis, Baltimore, 2003     | 2,066 |
| 4) Barry Sanders, Detroit, 1997     | 2,053 |
| 5) Terrell Davis, Denver, 1998      | 2,008 |
| 6) Chris Johnson, Tennessee, 2009   | 2,006 |
| 7) O.J. Simpson, Buffalo, 1973      | 2,003 |

### Most Seasons with 10+ Rushing TDs - NFL

| Player                                    | Seasons w/ 10+ Rushing TDs |
|---|----------------------------|
| 1) LaDainian Tomlinson, 2001-09           | 9                          |
| 2t) Adrian Peterson, 2007-13, '15         | 8                          |
| 2t) Emmitt Smith, 1990-92, '94-96, '98-99 | 8                          |

### Single Season Rushing Leaders - Vikings

| Player                   | Yards |
|--------------------------|-------|
| 1) Adrian Peterson, 2012 | 2,097 |
| 2) Adrian Peterson, 2008 | 1,760 |
| 3) Robert Smith, 2000    | 1,521 |
| 4) Adrian Peterson, 2015 | 1,485 |
| 5) Adrian Peterson, 2009 | 1,383 |
| 6) Adrian Peterson, 2007 | 1,341 |
| 7) Adrian Peterson, 2010 | 1,298 |



## TRADE BRINGS BRADFORD ABOARD

**Sam Bradford** was acquired on September 3 in a trade with Philadelphia that sent the Vikings 1st-round pick in 2017 and a 4th-round pick in 2018 to the Eagles. The former #1 overall pick in 2010, Bradford joins the Vikings with some key friendships already in place. He was college teammates with Adrian Peterson, played with fellow QB Shaun Hill in St. Louis (2014) and was coached by Vikings TE coach Pat Shurmur in both St. Louis (2010) and Philadelphia (2015) when Shurmur was the offensive coordinator for both clubs. Bradford had a career-high 3,725 yards and career-best 65.0 completion % for the Eagles in 2015. In his 64 career starts, Bradford has had a 100-yard rusher in the backfield with him 10 times, he has notched a 6-3-1 record in those games. **Bradford started his 1st game as a Viking in the home opener against Green Bay (9/18), opening U.S. Bank Stadium with a strong performance-throwing for 286 yards and 2 TDs in the win.**

### 2016 NFL Passer Rating Leaders

|                                      |              |
|--------------------------------------|--------------|
| <b>Player</b>                        |              |
| Matt Ryan, Atlanta.....              | 121.4        |
| <b>Sam Bradford, Minnesota .....</b> | <b>121.2</b> |
| Philip Rivers, San Diego.....        | 120.3        |

### 2015-16 NFL Completion % - Since Week 9 2015 (11/5/15 - present)

|                           |             |
|---------------------------|-------------|
| <b>Player</b>             |             |
| Kirk Cousins .....        | 69.5        |
| Matthew Stafford.....     | 69.4        |
| <b>Sam Bradford .....</b> | <b>68.5</b> |

### 2015-16 NFL Passer Rating - Since Week 9 2015 (11/5/15 - present)

|                           |             |
|---------------------------|-------------|
| <b>Player</b>             |             |
| Russell Wilson .....      | 113.9       |
| Cam Newton .....          | 111.0       |
| Matthew Stafford.....     | 108.3       |
| Kirk Cousins .....        | 108.1       |
| Drew Brees .....          | 103.1       |
| Carson Palmer.....        | 102.1       |
| Andy Dalton .....         | 100.9       |
| <b>Sam Bradford .....</b> | <b>99.6</b> |

### Bradford Career-High Passer Rating Games

|                              |                                    |
|------------------------------|------------------------------------|
| <b>Game</b>                  |                                    |
| at Houston, 10/13/13.....    | 12/16, 117 yds, 3 TD, 0 INT, 134.6 |
| at Washington, 10/4/15.....  | 15/28, 270 yds, 3 TD, 0 INT, 122.6 |
| vs. Green Bay, 9/18/16 ..... | 22/31, 286 yds, 2 TD, 0 INT, 121.2 |

### Passing Yards in a Vikings QB's 1st Game Played

|  |            |
|--|------------|
| <b>Player</b>                                      |            |
| <b>Sam Bradford, vs. Green Bay (9/18/16) .....</b> | <b>286</b> |
| Fran Tarkenton, vs. Chicago (9/17/61).....         | 250        |
| Tony Adams, vs. Green Bay (10/4/87) .....          | 234        |

### Highest Passer Rating Games by Vikings QBs in 1st Game

|   |              |
|---|--------------|
| <b>Player, Game</b>                             |              |
| Gus Frerotte vs. San Francisco, 9/28/03.....    | 157.2        |
| Fran Tarkenton vs. Chicago, 9/17/61 .....       | 148.6        |
| Todd Bouman vs. Tennessee, 12/9/01 .....        | 131.5        |
| Matt Cassel vs. Pittsburgh, 9/29/13.....        | 123.4        |
| <b>Sam Bradford vs. Green Bay, 9/18/16.....</b> | <b>121.2</b> |

## TAKING CARE OF THE BALL

The Vikings have started 2 different QBs in the opening 2 games of the season and gone 2-0 behind Sam Bradford and Shaun Hill. Neither QB has thrown an INT on the season and the Vikings have not had an offensive turnover. The Vikings lone fumble on the season came on a defensive play when a Vikings player picked up a Green Bay fumble and then fumbled the ball back to the Packers in the home opener.

### NFL Turnover Ratio

|                        |                                      |
|------------------------|--------------------------------------|
| <b>Team</b>            |                                      |
| Arizona .....          | +7 (7 takeaways, 0 turnovers)        |
| <b>Minnesota .....</b> | <b>+5 (6 takeaways, 1 turnovers)</b> |
| Philadelphia.....      | +4 (4 takeaways, 0 turnovers)        |

### BRADFORD'S CAREER PASSING

|                        |   |
|------------------------|---|
| <b>PASSING</b>         |   |
| Year.....              | GP/GS Att. Comp. Pct. YardsYds/Att TD INT LG Sk/Yds Rating        |
| 2010 (St. L) 16/16     | 590 354 60.0 3,512 6.0 18 15 49 34/244 76.5                       |
| 2011 (St. L) 10/10     | 357 191 53.5 2,164 6.1 6 6 68 36/248 70.5                         |
| 2012 (St. L) 16/16     | 551 328 59.5 3,702 6.7 21 13 80t 35/233 82.6                      |
| 2013 (St. L) ..... 7/7 | 262 159 60.7 1,687 6.4 14 4 73 15/97 90.9                         |
| 2014 (St. L) .....     | injured reserve   |
| 2015 (Phil) ..14/14    | 532 346 65.0 3,725 7.0 19 14 78t 28/200 86.4                      |
| 2016 (MIN)..... 1/1    | 31 22 71.0 286 9.2 2 0 46 4/32 121.2                              |
| <b>Totals.....</b>     | <b>64/64 2,323 1,400 60.3 15,076 6.5 80 52 80t 152/1,054 81.5</b> |

Record as Starter (regular/playoffs): 26-37-1; 7-9 in 2010, 1-9 in 2011, 7-8-1 in 2012, 3-4 in 2013, 7/7 in 2015, 1-0 in 2016.

### RUSHING

|                    |                     |
|--------------------|---------------------|
| Year.....          | Att. Yards LG TD    |
| 2010 (St. L) ..... | 27 63 17 1          |
| 2011 (St. L) ..... | 18 26 17 0          |
| 2012 (St. L) ..... | 36 124 21 1         |
| 2013 (St. L) ..... | 15 31 23 0          |
| 2015 (Phil) .....  | 26 39 14 0          |
| 2016 (Min) .....   | 1 -3 -3 0           |
| <b>Totals.....</b> | <b>123 280 23 2</b> |

### BRADFORD'S TOUCHDOWNS

|                                  |                                   |                            |
|----------------------------------|-----------------------------------|----------------------------|
| <b>GAME</b>                      |                                   | <b>Play</b>                |
| vs. Arizona, 9/12/10 .....       | 1 pass to L. Robinson             | 1 pass to L. Robinson      |
| at Oakland, 9/19/10 .....        | 7 pass to M. Clayton,             | 17 pass to M. Clayton      |
| vs. Washington, 9/26/10 .....    | 3 pass to D. Fells                | 3 pass to D. Fells         |
| vs. Seattle, 10/3/10 .....       | 15 pass to B. Gibson,             | 21 pass to K Darby         |
| vs. San Diego, 10/17/10.....     | 38 pass to D. Alexander           | 38 pass to D. Alexander    |
| at Tampa Bay, 10/24/10 .....     | 5 pass to D. Amendola,            | 2 pass to M. Hoonmanawanui |
| vs. Carolina, 10/31/10 .....     | 2 pass to D. Amendola,            | 23 pass to D. Fells        |
| at San Francisco, 11/14/10 ..... | 5 pass to D. Amendola             | 5 pass to D. Amendola      |
| vs. Atlanta, 11/21/10 .....      | 25 pass to M. Hoonmanawanui,      | 13 pass to B. Gibson       |
| at Denver, 11/28/10.....         | 36 pass to M. Hoonmanawanui,      | 2 pass to B. Bajema,       |
| vs. New Orleans, 12/12/10.....   | 1 run                             | 1 run                      |
| vs. San Francisco, 12/26/10..... | 3 pass to L. Robinson             | 3 pass to L. Robinson      |
| at NY Giants, 9/19/11 .....      | 19 pass to D. Alexander           | 19 pass to D. Alexander    |
| vs. Baltimore, 9/25/11 .....     | 34 pass to C. Givens              | 34 pass to C. Givens       |
| vs. Washington, 10/2/11 .....    | 15 pass to S. Jackson             | 15 pass to S. Jackson      |
| at Cleveland, 11/13/11 .....     | 7 pass to B. Lloyd                | 7 pass to B. Lloyd         |
| vs. Seattle, 11/20/11 .....      | 30 pass to B. Lloyd               | 30 pass to B. Lloyd        |
| vs. Arizona, 11/27/11 .....      | 16 pass to B. Lloyd               | 16 pass to B. Lloyd        |
| at Detroit, 9/9/12 .....         | 23 pass to B. Gibson              | 23 pass to B. Gibson       |
| vs. Washington, 9/16/12 .....    | 1 pass to D. Amendola,            | 34 pass to B. Gibson,      |
| vs. Arizona, 10/4/12 .....       | 7 pass to L. Kendricks,           | 51 pass to C. Givens       |
| at Miami, 10/14/12.....          | 1 run                             | 1 run                      |
| vs. Green Bay, 10/21/12.....     | 3 pass to A. Pettis               | 3 pass to A. Pettis        |
| vs. New England, 10/28/12 .....  | 50 pass to C. Givens              | 50 pass to C. Givens       |
| at San Francisco, 11/11/12 ..... | 36 pass to B. Quick,              | 2 pass to A. Pettis        |
| vs. NY Jets, 11/18/12 .....      | 1 pass to B. Gibson,              | 2 pass to B. Gibson        |
| at Arizona, 11/25/12 .....       | 37 pass to L. Kendricks,          | 37 pass to C. Givens       |
| at Buffalo, 12/9/12 .....        | 13 pass to B. Gibson              | 13 pass to B. Gibson       |
| vs. Minnesota, 12/16/12.....     | 4 pass to B. Quick,               | 6 pass to D. Amendola,     |
| at Tampa Bay, 12/23/12 .....     | 80 pass to L. Kendricks,          | 5 pass to A. Pettis        |
| at Seattle, 12/30/12.....        | 2 pass to A. Pettis               | 2 pass to A. Pettis        |
| vs. Arizona, 9/8/13.....         | 13 pass to J. Cook,               | 1 pass to J. Cook          |
| at Atlanta, 9/15/13 .....        | 6 pass to T. Austin,              | 3 pass to A. Pettis,       |
| at Dallas, 9/22/13 .....         | 4 pass to A. Pettis               | 4 pass to A. Pettis        |
| vs. San Francisco, 9/26/13 ..... | 6 pass to L. Kendricks            | 6 pass to L. Kendricks     |
| vs. Jacksonville, 10/6/13.....   | 16 pass to L. Kendricks,          | 4 pass to A. Pettis,       |
| at Houston, 10/13/13 .....       | 2 pass to C. Harkey,              | 2 pass to L. Kendricks,    |
| at Carolina, 10/20/13 .....      | 4 pass to Z. Stacy                | 4 pass to Z. Stacy         |
| at Atlanta, 9/14/15 .....        | 5 pass to D. Murray               | 5 pass to D. Murray        |
| vs. Dallas, 9/20/15.....         | 6 pass to J. Matthews             | 6 pass to J. Matthews      |
| at NY Jets, 9/27/15 .....        | 23 pass to R. Mathews             | 23 pass to R. Mathews      |
| at Washington, 10/4/15 .....     | 62 pass to R. Cooper,             | 10 pass to B. Celek,       |
| vs. New Orleans, 10/11/15.....   | 41 pass to J. Huff,               | 13 pass to B. Celek        |
| vs. NY Giants, 10/19/15.....     | 32 pass to R. Cooper              | 32 pass to R. Cooper       |
| at Dallas, 11/8/15 .....         | 41 pass to J. Matthews            | 41 pass to J. Matthews     |
| vs. Miami, 11/15/15.....         | 2 pass to J. Huff                 | 2 pass to J. Huff          |
| at New England, 12/6/15 .....    | 5 pass to Z. Ertz,                | 10 pass to J. Matthews     |
| vs. Buffalo, 12/13/15 .....      | 53 pass to N. Agholor             | 53 pass to N. Agholor      |
| vs. Arizona, 12/20/15.....       | 22 pass to Z. Ertz                | 22 pass to Z. Ertz         |
| vs. Washington, 12/26/15.....    | 8 pass to J. Matthews             | 8 pass to J. Matthews      |
| at NY Giants, 1/3/16 .....       | 4 pass to J. Matthews,            | 3 pass to J. Matthews      |
| vs. Green Bay, 9/18/16 .....     | 8 pass to K. Rudolph,             | 25 pass to S. Diggs        |
| <b>Total .....</b>               | <b>82 (80 passing, 2 rushing)</b> |                            |



## DIGG THIS

Vikings rookie WR **Stefon Diggs** notched his 1st career 100-yard receiving game in his 1st career start and his 2nd career game played. Diggs' 129-yard outing vs. Kansas City (10/18/15) is the 5th-best among NFL rookies in 2015.

**Diggs became the 1st Vikings rookie to lead the team in receptions (52) in the 55-season history of the Vikings franchise. Diggs notched his 4th career 100-yard game in the in the Vikings home opener vs. Green Bay (9/18). The Vikings are 4-0 when Diggs goes for 100 yards.**

### 2016 NFL Receiving Yards in a Game

| Player, Game  | Yards      |
|---|------------|
| <b>Stefon Diggs, Minnesota vs. Green Bay (9/18)</b> ..... | <b>182</b> |
| A.J. Green, Cincinnati at NY Jets (9/11) .....            | 180        |
| Willie Snead, New Orleans vs. Oakland (9/11).....         | 172        |

### 2016 NFL Receptions

| Player                               | Catches   |
|--------------------------------------|-----------|
| Jarvis Landry, Miami .....           | 17        |
| <b>Stefon Diggs, Minnesota</b> ..... | <b>16</b> |

### 2016 NFL Receptions for 1st Downs

| Player                                 | 1st Down Rec |
|--|--------------|
| <b>Stefon Diggs, Minnesota v</b> ..... | <b>12</b>    |
| Willie Snead, New Orleans .....        | 12           |
| Kelvin Benjamin, Carolina.....         | 11           |
| Larry Fitzgerald, Jr., Arizona.....    | 11           |

### Diggs' Career 100-Yard Games

| Game                                     | Rec/Yds/TD |
|--|------------|
| vs. Kansas City, 10/18/15, W 16-10 ..... | 7/129/0    |
| at Detroit, 10/25/15, W 28-19 .....      | 6/108/1    |
| at Tennessee, 9/11/16, W 25-16.....      | 7/103/0    |
| vs. Green Bay, 9/18/16, W 17-14 .....    | 9/182/1    |

### Vikings 100-Yard Games in Opening 2 Seasons

| Player, Seasons                    | 100+ Games |
|------------------------------------|------------|
| Randy Moss, 1998-99 .....          | 11         |
| John Gilliam, 1972-73 .....        | 9          |
| Cris Carter, 1990-91 .....         | 6          |
| Anthony Carter, 1985-86.....       | 6          |
| <b>Stefon Diggs, 2015-16</b> ..... | <b>4</b>   |
| Sammy White, 1976-77.....          | 4          |
| Ahmad Rashad, 1976-77.....         | 4          |
| Nate Burleson, 2003-04.....        | 4          |
| Bernard Berrian, 2008-09.....      | 4          |
| Percy Harvin, 2009-10.....         | 4          |

### Vikings Receiving Yards in Opening 2 Games of a Season

| Player, Season                  | Yards      |
|---------------------------------|------------|
| Gene Washington, 1969 .....     | 324        |
| <b>Stefon Diggs, 2016</b> ..... | <b>285</b> |
| Sammy White, 1981 .....         | 232        |

### Vikings With 100+ Receiving in Opening 2 Games of a Season

| Player, Season                  | Yards           |
|---------------------------------|-----------------|
| Gene Washington, 1969.....      | 152, 172        |
| Cris Carter, 1997 .....         | 121, 107        |
| <b>Stefon Diggs, 2016</b> ..... | <b>103, 182</b> |

### Vikings Single-Game Receiving Yards

| Player, Game                                      | Yards      |
|---|------------|
| Sammy White, vs. Detroit, 11/7/76.....            | 210        |
| Randy Moss, at Chicago, 11/14/99.....             | 204        |
| Paul Flatley, at San Francisco, 10/24/65.....     | 202        |
| Sidney Rice, vs. Detroit, 11/15/09.....           | 201        |
| Randy Moss, at Green Bay, 10/5/98.....            | 190        |
| Anthony Carter, vs. Detroit, 11/6/88.....         | 188        |
| Anthony Carter, at Dallas, 11/26/87.....          | 184        |
| <b>Stefon Diggs, vs. Green Bay, 9/18/16</b> ..... | <b>182</b> |

### Receiving Yards by 2015 NFL Rookies

| Player                               | Games/Yards/Rec/Avg/TD  |
|--------------------------------------|-------------------------|
| Amarì Cooper, Oakland .....          | 16/1,070/72/14.9/6      |
| <b>Stefon Diggs, Minnesota</b> ..... | <b>13/720/52/13.8/4</b> |

### Vikings Rookie Receptions in a Season

| Player, Season                  | Receptions |
|---------------------------------|------------|
| Randy Moss, 1998.....           | 69         |
| Percy Harvin, 2009 .....        | 60         |
| <b>Stefon Diggs, 2015</b> ..... | <b>52</b>  |

## HILL AT THE HELM

**Shaun Hill** enters his 15th NFL season in 2016, joining Vikings CB Terence Newman as the most veteran players on the roster. Hill originally entered the NFL as a rookie free agent in 2002 with the Vikings, serving as a backup QB from 2002-05. Hill signed with San Francisco as a free agent where he spent 2006-09, getting his first experience working with offensive coordinator Norv Turner and getting his first career starts, opening 16 games over 3 seasons for the Niners and posting a 10-6 record. Hill went on to start a career-high 10 games for Detroit in 2010 and played for the Lions from 2010-13. He spent 2014 with St. Louis where he started 8 games before returning to Minnesota for the 2015 season. **Hill won his 1st start as a Viking in the 2016 opener at Tennessee. Hill's smart play is one of the key reasons the Vikings joined only Oakland and Dallas in Week 1 as teams without a sack or turnover.**

### HILL'S CAREER PASSING

#### PASSING

| Year.....          | GP/GS        | Att.         | Comp.      | Pct.        | Yards        | Yds/Att    | TD        | INT       | LG         | Sk/Yds        | Rating      |
|--------------------|--------------|--------------|------------|-------------|--------------|------------|-----------|-----------|------------|---------------|-------------|
| 2005 (Min).....    | 1/0          | 0            | 0          | 0.0         | 0            | 0.0        | 0         | 0         | 0          | 0/0           | 0.0         |
| 2007 (SF).....     | 3/2          | 79           | 54         | 68.4        | 501          | 6.3        | 5         | 1         | 26         | 6/31          | 101.1       |
| 2008 (SF).....     | 9/8          | 288          | 181        | 62.8        | 2,046        | 7.1        | 13        | 8         | 48t        | 23/148        | 87.5        |
| 2009 (SF).....     | 6/6          | 155          | 87         | 56.1        | 843          | 6.1        | 5         | 2         | 61         | 18/107        | 79.6        |
| 2010 (Det).....    | 11/10        | 416          | 257        | 61.8        | 2,686        | 6.5        | 16        | 12        | 75t        | 17/113        | 81.3        |
| 2011 (Det).....    | 2/0          | 3            | 2          | 66.7        | 33           | 11.0       | 0         | 0         | 28         | 0/0           | 103.5       |
| 2012 (Det).....    | 1/0          | 13           | 10         | 76.9        | 172          | 13.2       | 2         | 0         | 46t        | 0/0           | 157.9       |
| 2013 (Det).....    | 1/0          | 0            | 0          | 0.0         | 0            | 0.0        | 0         | 0         | 0          | 0/0           | 0.0         |
| 2014 (STL).....    | 9/8          | 229          | 145        | 63.3        | 1,657        | 7.2        | 8         | 7         | 63t        | 18/116        | 83.9        |
| 2015 (Min).....    | 3/0          | 7            | 2          | 28.6        | 15           | 2.1        | 0         | 0         | 9          | 1/11          | 39.6        |
| 2016 (Min).....    | 1/1          | 33           | 18         | 54.5        | 236          | 7.1        | 0         | 0         | 33         | 0/0           | 77.3        |
| <b>Totals.....</b> | <b>47/35</b> | <b>1,223</b> | <b>756</b> | <b>61.8</b> | <b>8,289</b> | <b>6.8</b> | <b>49</b> | <b>30</b> | <b>75t</b> | <b>83/526</b> | <b>85.0</b> |

Record as Starter (regular/playoffs): 17-18; 2-0 in 2007, 5-3 in 2008, 3-3 in 2009, 3-7 in 2010, 3-5 in 2014, 1-0 in 2016

#### RUSHING

| Year.....          | Att.      | Yards      | Avg.       | LG        | TD       |
|--------------------|-----------|------------|------------|-----------|----------|
| 2005 (Min).....    | 2         | -2         | -1.0       | -1        | 0        |
| 2007 (SF).....     | 12        | 14         | 1.2        | 12        | 1        |
| 2008 (SF).....     | 24        | 115        | 4.8        | 24        | 2        |
| 2009 (SF).....     | 8         | 70         | 8.8        | 22        | 0        |
| 2010 (Det).....    | 22        | 123        | 5.6        | 40        | 0        |
| 2011 (Det).....    | 1         | -1         | -1.0       | -1        | 0        |
| 2012 (Det).....    | 1         | -1         | -1.0       | -1        | 0        |
| 2013 (Det).....    | 2         | -2         | -1.0       | -1        | 0        |
| 2014 (St. L).....  | 10        | 10         | 1.0        | 9         | 1        |
| 2015 (Min).....    | 4         | -5         | -1.3       | -1        | 0        |
| 2016 (Min).....    | 2         | 8          | 4.0        | 9         | 0        |
| <b>Totals.....</b> | <b>88</b> | <b>329</b> | <b>3.7</b> | <b>40</b> | <b>4</b> |

#### HILL'S TOUCHDOWNS

| GAME                                | PLAY   |
|-------------------------------------|--|
| vs. Minnesota, 12/9/07 .....        | 5 pass to A. Battle  |
| vs. Cincinnati, 12/15/07 .....      | 17 pass to V. Davis, 3 run   |
| vs. Tampa Bay, 12/23/07 .....       | 21 pass to D. Jackson, 5 pass to V. Davis, 23 pass to Gore           |
| vs. Seattle, 10/26/08 .....         | 2 pass to J. Hill  |
| @ Arizona, 11/10/08 .....           | 31 pass to J. Morgan, 18 pass to V. Davis                            |
| vs. St. Louis, 11/16/08 .....       | 2 pass to V. Davis, 2 pass to B. Johnson, 1 run                      |
| @ Dallas, 11/23/08 .....            | 18 pass to I. Bruce, 9 pass to D. Foster                             |
| @ Buffalo, 11/30/08 .....           | 12 pass to I. Bruce  |
| vs. New York Jets, 12/7/08 .....    | 4 pass to F. Gore, 3 pass to B. Johnson                              |
| @ St. Louis, 12/21/08 .....         | 3 pass to I. Bruce, 48 pass to J. Morgan                             |
| vs. Washington, 12/28/08 .....      | 2 run, 9 pass to J. Hill   |
| @ Arizona, 9/13/09 .....            | 3 pass to F. Gore  |
| @ Minnesota, 9/27/09 .....          | 5 pass to V. Davis, 20 pass to V. Davis                              |
| vs. St. Louis, 10/4/09 .....        | 13 pass to V. Davis, 24 pass to J. Morgan                            |
| vs. Philadelphia, 9/19/10 .....     | 75 pass to J. Best, 19 pass to C. Johnson                            |
| @ Minnesota, 9/26/10 .....          | 5 pass to T. Scheffler   |
| @ Green Bay, 10/3/10 .....          | 23 pass to C. Johnson, 21 pass to C. Johnson                         |
| vs. St. Louis, 10/10/10 .....       | 1 pass to C. Johnson, 3 pass to B. Pettigrew, 26 pass to N. Burleson |
| @ New York Giants, 10/17/10 .....   | 14 pass to N. Burleson   |
| @ Buffalo, 11/14/10 .....           | 20 pass to C. Johnson  |
| @ Dallas, 11/21/10 .....            | 9 pass to N. Burleson, 14 pass to C. Johnson                         |
| vs. New England, 11/25/10 .....     | 19 pass to C. Johnson  |
| @ Miami, 12/26/10 .....             | 20 pass to B. Pettigrew, 53 pass to J. Best                          |
| vs. Minnesota, 1/2/11 .....         | 7 pass to N. Burleson  |
| @ Tennessee, 9/23/12 .....          | 3 pass to C. Johnson, 46 pass to T. Young                            |
| vs. Denver, 11/16/14 .....          | 63 pass to K. Britt  |
| @ San Diego, 11/23/14 .....         | 7 pass to S. Bailey  |
| vs. Oakland, 11/30/14 .....         | 35 pass to T. Mason, 4 pass to C. Harker, 2 run                      |
| @ Washington, 12/7/14 .....         | 35 pass to J. Cook, 1 pass to J. Cook                                |
| vs. New York Giants, 12/21/14 ..... | 23 pass to L. Kendricks, 47 pass to C. Givens                        |
| <b>TOTAL .....</b>                  | <b>53 (49 passing, 4 rushing)</b>                                    |



## RUDOLPH THE RED ZONE REINDEER

Kyle Rudolph is averaging a TD every 8.2 catches for his career (189 rec/23 TDs). Rudolph became the 6th Vikings TE to break the 100-yard mark receiving in a game and his 106 yards vs. Green Bay rank 6th by a Vikings TE. The 2012 Pro Bowl MVP is set to break the Vikings career TD receptions by a TE mark of 28 by Steve Jordan. Rudolph scored the 1st Vikings TD in U.S. Bank Stadium during the home opener against Green Bay (9/18), catching an 8-yard TD pass from Sam Bradford at the 10:14 mark of the 2nd quarter. Rudolph also scored the 1st TD in the stadium during preseason action, catching a TD from Teddy Bridgewater vs. San Diego (8/28).

### Vikings Career TD Receptions by TEs

| Player                   | TDs       |
|--------------------------|-----------|
| Steve Jordan.....        | 28        |
| Visanthe Shiancoe.....   | 24        |
| <b>Kyle Rudolph.....</b> | <b>23</b> |

### Vikings Single-Season TD Receptions by TEs

| Player                         | TDs      |
|--------------------------------|----------|
| Visanthe Shiancoe, 2009.....   | 11       |
| <b>Kyle Rudolph, 2012.....</b> | <b>9</b> |
| Joe Senser, 1981.....          | 8        |

### Vikings Single-Game Receiving Yards by TEs

| Player, Game                                      | Yards      |
|---|------------|
| Steve Jordan, at Washington, 11/2/86.....         | 179        |
| Visanthe Shiancoe, vs. Atlanta, 12/21/08.....     | 136        |
| Gordon Smith, at San Francisco, 11/26/61.....     | 123        |
| Joe Senser, vs. NY Jets, 12/26/82.....            | 115        |
| Steve Jordan, vs. Green Bay, 9/28/86.....         | 112        |
| <b>Kyle Rudolph, vs. Green Bay, 11/22/15.....</b> | <b>106</b> |

### Vikings Career Receptions by TEs

| Player                   | Receptions |
|--------------------------|------------|
| Steve Jordan.....        | 498        |
| Visanthe Shiancoe.....   | 208        |
| Jim Kleinsasser.....     | 192        |
| <b>Kyle Rudolph.....</b> | <b>189</b> |
| Jermaine Wiggins.....    | 186        |
| Stu Voigt.....           | 177        |

### Vikings Career Yards by TEs

| Player                   | Yards        |
|--------------------------|--------------|
| Steve Jordan.....        | 6,307        |
| Visanthe Shiancoe.....   | 2,424        |
| Stu Voigt.....           | 1,919        |
| <b>Kyle Rudolph.....</b> | <b>1,877</b> |
| Joe Senser.....          | 1,822        |

## O-LINE OVERHAUL

The Vikings offensive line went through an overhaul entering 2016 with only LT Matt Kalil and C Joe Berger returning to start at the same spot as they did during 2015. Brandon Fusco moved from LG to RG to make way for free agent pickup LG Alex Boone and RT Andre Smith came from Cincinnati. Veteran line coach Tony Sparano was hired to tutor the unit for 2016.

### 2016 Vikings Offensive Line Starters

|                     |  |
|---------------------|--|
| LT Matt Kalil*      | 1st Round, 2012, #4 overall              |
| LG Alex Boone.....  | undrafted, 2009 (San Francisco)          |
| C Joe Berger*       | 6th Round, 2005, #183 overall (Carolina) |
| RG Brandon Fusco^   | 6th Round, 2011, #172 overall            |
| RT Andre Smith..... | 1st Round, 2009, #6 overall (Cincinnati) |

\*returns to same position as 2015; ^starter in 2015 at different position

### Vikings NFL Rushing Champions

|           |                         |
|-----------|-------------------------|
| 2008..... | Adrian Peterson- 1,760  |
| 2012..... | Adrian Peterson- 2,097  |
| 2015..... | Adrian Peterson - 1,485 |

## A SPECIAL KIND OF THIELEN

WR Adam Thielen, a native of Detroit Lakes, MN and product of Minnesota State University (formerly Mankato State), has been making the most of his opportunities since he was signed as a rookie free agent following the rookie tryout camp and eventually landed a spot on the 2013 Vikings practice squad where he stayed all season. He earned his 1st career start in 2014 at New Orleans and led the team in catches in 2014 at Green Bay. For his performance against Carolina in 2014, Thielen was recognized as the **NFC Special Teams Player of the Week**. In the 2014 finale vs. Chicago, Thielen notched his 1st career receiving TD on a 44-yard strike from Teddy Bridgewater, the only TD scored in the 13-9 Vikings victory.

### Minnesota State Players in the NFL

| Player, Position, Teams                     | Seasons        |
|---|----------------|
| Bob Bruer, TE, San Francisco/Minnesota..... | 1979-83        |
| Tywan Mitchell, WR/TE, Arizona.....         | 2000-01        |
| <b>Adam Thielen, WR, Minnesota.....</b>     | <b>2014-16</b> |

### Vikings Blocked Punt and Return TD on Same Play

| Player, Game                                     | Play              |
|--|-------------------|
| <b>Adam Thielen, vs. Carolina, 11/30/14.....</b> | <b>30t return</b> |
| Wally Hilgenberg, vs. Detroit, 11/11/73.....     | 2t return         |
| Mike Reilly, vs. Chicago, 10/12/69.....          | 0t return         |
| Jim Hargrove, vs. Pittsburgh, 11/26/67.....      | 0t return         |

### Vikings Longest Fake Punts (\* punter, others were up-backs)

| Player, Game                                    | Play          |
|---|---------------|
| Andrew Sendejo, at Chicago, 11/16/14.....       | 48 run        |
| *Bobby Walden, vs. San Francisco, 10/30/66..... | 45 run        |
| <b>Adam Thielen, at Green Bay, 1/3/16.....</b>  | <b>41 run</b> |

### Rushing Yards in a Game by Vikings WRs

| Player, Game                                     | Yards     |
|--|-----------|
| Cordarrelle Patterson, at St. Louis, 9/7/14..... | 102       |
| <b>Adam Thielen, at Green Bay, 1/3/16.....</b>   | <b>67</b> |
| Percy Harvin, at Kansas City, 10/2/11.....       | 67        |

### R U D-2?

Vikings players who attended Division II institutions.

| Player, School   | CAREER GP/GS |
|--|--------------|
| <b>Adam Thielen, WR, Minnesota State, Mankato.....</b> | <b>34/5</b>  |
| Joe Berger, C, Michigan Tech.....                      | 117/56       |
| Brandon Fusco, G, Slippery Rock.....                   | 55/52        |
| Charles Johnson, WR, Grand Valley State.....           | 24/12        |
| Edmond Robinson, LB, Newberry.....                     | 9/2          |

## PATTERSON PILES UP YARDS

Cordarrelle Patterson had one of the best rookie seasons in Vikings history and started his 2014 campaign with a bang, rushing for 102 yards in the opener at St. Louis, setting a Vikings record for yards in a game and for longest rush by a WR with his 67-yard TD jaunt.

### Rushing Yards In a Game by NFL WRs - Since 1970 Merger

| Player, Game  | Yards      |
|---|------------|
| <b>Cordarrelle Patterson, Minnesota at St. Louis, 9/7/14.....</b> | <b>102</b> |
| Brad Smith, NY Jets vs. Cincinnati, 1/3/10.....                   | 92         |
| Joey Galloway, Seattle vs. Jacksonville, 11/12/95.....            | 86         |

### Longest Rushes by Vikings WRs

| Player, Game   | Yards      |
|--|------------|
| <b>Cordarrelle Patterson, at St. Louis, 9/7/14.....</b>  | <b>67t</b> |
| Bob Grim, at NY Giants, 10/31/71.....                    | 54         |
| <b>Cordarrelle Patterson, vs. Detroit, 12/29/13.....</b> | <b>50t</b> |

### Rushing Yards In a Game by Vikings WRs

| Player, Game   | Yards      |
|--|------------|
| <b>Cordarrelle Patterson, @ St. Louis, 9/7/14.....</b> | <b>102</b> |
| Percy Harvin, @ Kansas City, 10/2/11.....              | 67         |
| Adam Thielen, @ Green Bay, 1/3/16.....                 | 67         |

### Rushing Yards In a Career by Vikings WRs

| Player                            | Yards      |
|-----------------------------------|------------|
| Percy Harvin.....                 | 683        |
| Anthony Carter.....               | 290        |
| <b>Cordarrelle Patterson.....</b> | <b>282</b> |



# DEFENSE NOTES

## OLD MAN NEWMAN

Veteran DB **Terence Newman** is in his 15th NFL season in 2016 and celebrated his 38th birthday on September 4 heading into the regular season opener. Newman has the 2nd-most career INTs by an active NFL player. Newman's 192 games played ranks among the active leaders in the NFL.

### Interception Leaders Among Active Players

| Player, Team                     | INTs      |
|----------------------------------|-----------|
| DeAngelo Hall, Washington        | 43        |
| <b>Terence Newman, Minnesota</b> | <b>40</b> |

### Career Games by Active NFL Position Players (excluding specialists)

| Player                | Games      |
|-----------------------|------------|
| Tom Brady             | 225        |
| Julius Peppers        | 220        |
| Drew Brees            | 219        |
| Jason Witten          | 209        |
| Steve Smith           | 207        |
| Dwight Freeney        | 196        |
| <b>Terence Newman</b> | <b>192</b> |
| Antonio Gates         | 192        |

### Terence Newman's Multi-Interception Games

| Game, QB                                | INTs     |
|---|----------|
| at Washington, 12/14/03, Tim Hasselbeck | 3        |
| vs. NY Giants, 12/14/08, Eli Manning    | 2        |
| at Philadelphia, 1/2/11, Kevin Kolb     | 2        |
| vs. Buffalo, 11/13/11, Ryan Fitzpatrick | 2        |
| vs. Denver, 11/4/12, Peyton Manning     | 2        |
| <b>at Oakland, 11/15/15, David Carr</b> | <b>2</b> |

## MR. SMITH GOES TO THE ENDZONE

Vikings S **Harrison Smith** set the Vikings record with his 4th career INT return TD vs. NY Giants (12/27/15) on the night the club clinched a playoff spot. The INT marked the 2nd time during 2015 that Smith snared an INT off a Manning, having picked Peyton Manning at Denver (10/2/15). The INT marked Smith's 12th of his career.

### Vikings Career INT-return TDs

| Player                | TDs/INTs    |
|-----------------------|-------------|
| <b>Harrison Smith</b> | <b>4/12</b> |
| Darren Sharper        | 3/18        |
| Jimmy Hitchcock       | 3/9         |
| Dewayne Washington    | 3/10        |
| Audray McMillian      | 3/19        |
| Joey Browner          | 3/37        |
| Bobby Bryant          | 3/51        |
| Ed Sharockman         | 3/40        |
| Rip Hawkins           | 3/12        |

### Smith's INT-Return TDs

| Game                    | Play                            |
|-------------------------|---------------------------------|
| vs. Arizona, 10/21/12   | 31 INT Return off John Skelton  |
| vs. Chicago, 12/9/12    | 56 INT Return off Jay Cutler    |
| at St. Louis, 9/7/14    | 81t INT Return off Austin Davis |
| vs. NY Giants, 12/27/15 | 35 INT return off Eli Manning   |

### Vikings Career Sacks by a DB

| Player, Seasons                | Sacks      |
|--------------------------------|------------|
| Joey Browner, 1983-91          | 9.5        |
| Robert Griffith, 1994-01       | 7.5        |
| Karl Kassulke, 1963-72         | 7.5        |
| Antoine Winfield, 2004-12      | 6.5        |
| <b>Harrison Smith, 2012-15</b> | <b>5.5</b> |

### Vikings Players with 3+ sacks and 3+ INTs in a Season

| Player, Team                   | Sacks/INTs |
|--------------------------------|------------|
| Mike Merriweather, LB, 1989    | 3.5/3      |
| Joey Browner, S, 1990          | 3/7        |
| Robert Griffith, S, 1999       | 4/3        |
| Brian Williams, CB, 2003       | 3/5        |
| <b>Chad Greenway, LB, 2013</b> | <b>3/3</b> |
| <b>Harrison Smith, S, 2014</b> | <b>3/5</b> |

### Vikings Career INT Returns of 50+ Yards

| Player                         | 50+ Returns             |
|--------------------------------|-------------------------|
| <b>Harrison Smith, 2012-14</b> | <b>3 (56t, 81t, 52)</b> |
| Charlie West, 1968-73          | 3 (89, 54, 50)          |

## STACKS OF SACKS

The Vikings under Mike Zimmer have put pressure on opposing QBs and rank among the NFL leaders over the 2014-16 seasons with **91 sacks**.

### 2014-16 NFL Sacks

| Team             | Sacks     |
|------------------|-----------|
| Denver           | 101       |
| Kansas City      | 96        |
| New England      | 92        |
| Houston          | 92        |
| <b>Minnesota</b> | <b>91</b> |
| Baltimore        | 91        |
| Green Bay        | 91        |
| NY Jets          | 90        |
| Philadelphia     | 89        |
| Detroit          | 87        |
| Carolina         | 86        |

## GRIFFEN GRINDING

Vikings DE **Everson Griffen** set a **new career-high in 2014 with 12.0 sacks**, passing his 2012 season total of 8.0. Since the start of the 2014 season when Griffen took over as the starter at RDE for the Vikings he has **23.5 sacks**.

### 2014-16 NFL Sacks

| Player, Team                          | Sacks       |
|---------------------------------------|-------------|
| J.J. Watt, Houston, DE                | 39.5        |
| Justin Houston, Kansas City, LB       | 29.5        |
| Von Miller, Denver, LB                | 29.0        |
| Ryan Kerrigan, Washington, LB         | 24.5        |
| <b>Everson Griffen, Minnesota, DE</b> | <b>23.5</b> |
| Elvis Dumervil, Baltimore, LB         | 23.0        |
| Connor Barwin, Philadelphia, LB       | 22.5        |
| Ezekiel Ansah, Detroit, DE            | 22.0        |
| Carlos Dunlap, Cincinnati, DE         | 21.5        |

## KENDRICKS COMES UP BIG

The Vikings defense vs. Kansas City (10/18/15) featured a pair of rookies in the starting lineup- LB **Eric Kendricks** and RDE **Danielle Hunter**. Kendricks ranks among rookie leaders by posting 13 tackles in the game. **Kendricks became the 1st Vikings rookie to lead the team in tackles since the 1st season in franchise history in 1961 when LB Rip Hawkins led the club.**

### Vikings Scoring Defensive TDs on FR and INT Same Game

| Game                             | FR/INT TDs   |
|----------------------------------|--|
| vs. Green Bay, 10/13/63 (L)      | Roy Winston (26t FR) & Ed Sharockman (47t INT)                 |
| vs. Detroit, 12/11/71 (W)        | Jim Lindsey (0t FR) & Roy Winston (29t INT)                    |
| vs. Tampa Bay, 11/8/92 (W)       | Carlos Jenkins (25t FR) & Chris Doleman (27t INT)              |
| at Pittsburgh, 9/24/95 (W)       | Corey Fuller (12t FR) & Orlando Thomas (45t INT)               |
| vs. Detroit, 10/8/06 (W)         | Ben Leber (0t FR) and EJ Henderson (45t INT)                   |
| <b>at Tennessee, 9/11/16 (W)</b> | <b>Danielle Hunter (24t FR) &amp; Eric Kendricks (77t INT)</b> |

### Vikings Longest Opening-Day INT Returns

| Player, Game                                     | Return     |
|--|------------|
| Darren Sharper, S, vs. Tampa Bay 9/11/05         | 88t        |
| Harrison Smith, S, at St. Louis, 9/7/14          | 81t        |
| <b>Eric Kendricks, LB, at Tennessee, 9/11/16</b> | <b>77t</b> |
| Brian Williams, CB, at Green Bay, 9/7/03         | 77         |

### Vikings Longest INT Returns by LBs

| Player, Game                                 | Return     |
|--|------------|
| Walker Lee Ashley, vs. Chicago, 12/19/88     | 94t        |
| Chad Greenway, vs. San Diego, 9/27/15        | 91t        |
| Jack Del Rio, at Chicago, 11/2/92            | 84         |
| Mike Nattiel, vs. Seattle, 12/7/03           | 80         |
| Jesse Solomon, vs. New Orleans, 12/4/88      | 78         |
| <b>Eric Kendricks, at Tennessee, 9/11/16</b> | <b>77t</b> |

### 2016 NFL Longest Interception Returns

| Player, Game                         | Return     |
|--------------------------------------|------------|
| <b>Eric Kendricks, LB, Minnesota</b> | <b>77t</b> |
| Bashaund Breeland, CB, Washington    | 26         |

### Rookies Leading the Vikings in Tackles

| Player, Year                | Tackles    |
|-----------------------------|------------|
| Rip Hawkins, 1961           | 126        |
| <b>Eric Kendricks, 2015</b> | <b>105</b> |



# DEFENSE NOTES

## MILLENIUM MAN

Vikings LB **Chad Greenway** joined elite company against Dallas in 2013 when he became only the 7th player in Vikings history to notch 1,000+ career tackles and only the 5th LB in club history to reach the mark. **Greenway is 4th in career tackles for the Vikings with 1,292 stops in 142 career games, an average of 9.1 tackles per game, the 2nd-highest average among the top 4 in Vikings all-time history behind Scott Studwell.**

### Vikings Career Defensive Tackles (not including special teams)

| Player, Games                 | Tackles      |
|-------------------------------|--------------|
| Scott Studwell, LB, 202       | 1,928        |
| Matt Blair, LB, 160           | 1,404        |
| Jeff Siemon, LB, 156          | 1,375        |
| <b>Chad Greenway, LB, 142</b> | <b>1,292</b> |
| Alan Page, DT, 160            | 1,118        |
| Tommy Hannon, S, 117          | 1,056        |
| Ed McDaniell, LB, 125         | 1,020        |

### Career INT Return TDs by a LB - Vikings

| Player               | TDs      |
|----------------------|----------|
| Rip Hawkins          | 3        |
| <b>Chad Greenway</b> | <b>2</b> |
| Mike Merrifield      | 2        |

### Longest INT Returns in Vikings History

| Player, Game                                 | Return      |
|--|-------------|
| Reggie Rutland, vs. LA Rams, 12/15/91        | .97t        |
| Walker Lee Ashley, vs. Chicago, 12/19/88     | .94t        |
| Dwight Smith, at NY Giants, 11/25/07         | .93t        |
| Darren Sharper, at NY Giants, 11/13/05       | .92t        |
| <b>Chad Greenway, vs. San Diego, 9/27/15</b> | <b>.91t</b> |
| Issiac Holt, vs. Detroit, 10/8/89            | .90t        |

### 2015 NFL Longest INT Returns

| Player, Game                                   | Return      |
|--|-------------|
| <b>Chad Greenway, Minnesota vs. SD 9/27/15</b> | <b>.91t</b> |
| Chris Harris, Denver at Oakland, 10/11/15      | .74t        |

### Career INT Return Yards by a LB in Vikings History

| Player               | Yards/INTs    |
|----------------------|---------------|
| Rip Hawkins          | 232/12        |
| <b>Chad Greenway</b> | <b>203/10</b> |

### Vikings Single-Season Sacks - Linebackers

| Player                        | Sacks      |
|-------------------------------|------------|
| 1) Ed McDaniell, 1998         | 7.0        |
| 2t) Broderick Thomas, 1995    | 6.0        |
| 2t) Matt Blair, 1981          | 6.0        |
| <b>4) Chad Greenway, 2008</b> | <b>5.5</b> |

### Vikings Career Sacks - Linebackers

| Player                                | Sacks       |
|---------------------------------------|-------------|
| 1) Matt Blair, 1974-85                | 23.0        |
| 2) Ed McDaniell, 1992-2001            | 20.5        |
| <b>3) Chad Greenway, 2006-present</b> | <b>18.0</b> |
| 4) Fred McNeill, 1974-85              | 16.5        |

### Vikings Career Starts by Linebackers

| Player               | Starts     |
|----------------------|------------|
| Scott Studwell       | 160        |
| Roy Winston          | 160        |
| Jeff Siemon          | 149        |
| <b>Chad Greenway</b> | <b>136</b> |
| Matt Blair           | 130        |

## INTERIOR DESIGN

Vikings DT **Tom Johnson** bounced from team to team and continent to continent before finding a home with the Vikings. Johnson notched a career-best 6.5 sacks in 2014 and started 2 games. **Johnson has 13.0 sacks since 2014.**

### 2014-16 NFL Sacks by DTs

| Player, Team                  | Sacks/Draft Position  |
|-------------------------------|-----------------------|
| Aaron Donald, Los Angeles     | 20.0/1st round        |
| Gerald McCoy, Tampa Bay       | 18.0/1st round        |
| Ndamukong Suh, Detroit/Miami  | 15.5/1st round        |
| Geno Atkins, Cincinnati       | 15.0/4th round        |
| Kawaan Short, Carolina        | 14.5/2nd round        |
| Fletcher Cox, Philadelphia    | 14.5/1st round        |
| <b>Tom Johnson, Minnesota</b> | <b>13.0/undrafted</b> |
| Marcell Dareus, Buffalo       | 12.0/1st round        |
| Jurrell Casey, Tennessee      | 12.0/3rd round        |

## HUNTER HUNTING QUARTERBACKS

DE Danielle Hunter ranked 2nd among NFL rookies with 6.0 sacks, good for 2nd on the team. **He returned a Titans fumble 24 yards for his 1st career TD in the 2016 season opener and has a sack in each of the opening 2 games of 2016.**

### 2015 NFL Rookie Sacks

| Player                                | Sacks      |
|---------------------------------------|------------|
| Preston Smith, Washington, LB         | 8.0        |
| <b>Danielle Hunter, Minnesota, DE</b> | <b>6.0</b> |

## TAKE IT AWAY, SENDEJO

The Vikings rank 2nd in the NFL with 6 takeaways on defense and lead the NFL with 4 fumble recoveries through 2 games in 2016. **The Vikings have forced 6 fumbles on their opponents in 2016 and recovered 4 of them, led by 5 Andrew Sendejo.**

### 2016 NFL Takeaways

| Team             | Takeaways (INT/FR) |
|------------------|--------------------|
| Arizona          | 7 (4/3)            |
| <b>Minnesota</b> | <b>6 (2/4)</b>     |

### 2016 NFL Defensive Fumble Recoveries

| Player                           | FRs      |
|----------------------------------|----------|
| Shaq Thompson, Carolina          | 2        |
| <b>Andrew Sendejo, Minnesota</b> | <b>2</b> |
| Kiko Alonso, Miami               | 2        |

## AYE, AYE CAPTAIN

Vikings free agent CB **Captain Munnerylyn** was signed to give the Vikings some veteran experience in the defensive backfield and because of his nose for the ball. Munnerylyn's small stature doesn't diminish his ability to make big plays on the field. **He has returned 5 of his 11 career INTs for TDs.**

### Career Games Played/Started Among Vikings DBs

| Player                    | Games/Starts  |
|---------------------------|---------------|
| Terrance Newman           | 192/190       |
| <b>Captain Munnerylyn</b> | <b>111/72</b> |
| Harrison Smith            | 55/54         |

### NFL INT Return TDs from 2010-16

| Player                    | TDs      |
|---------------------------|----------|
| Aqib Talib                | 9        |
| <b>Captain Munnerylyn</b> | <b>5</b> |
| Janoris Jenkins           | 5        |
| William Gay               | 5        |
| Charles Tillman           | 5        |

## RAISING THE BARR

Vikings 1st-round pick LB **Anthony Barr** is the 2nd-highest drafted LB in team history, selected #9 overall. Only Hall of Famer Chris Doleman, the #4 pick in the 1985 Draft, was taken higher and he transitioned to play DE early in his career. **Barr had one of the top plays of 2014 when he forced, recovered and returned a fumble for a TD on the 1st play of OT at Tampa Bay (10/26/14) to give the Vikings a 19-13 win.**

### Highest-Drafted Vikings LBs

| Player, Year              | Draft Position |
|---------------------------|----------------|
| Chris Doleman, 1985       | #4             |
| <b>Anthony Barr, 2014</b> | <b>#9</b>      |
| Jeff Siemon, 1972         | #10            |

### Vikings Tackles by Rookies

| Player, Season                  | Tackles    |
|---------------------------------|------------|
| <b>Harrison Smith, S, 2012</b>  | <b>129</b> |
| Rip Hawkins, LB, 1961           | 126        |
| Chris Doleman, DE, 1985         | 109        |
| <b>Eric Kendricks, LB, 2015</b> | <b>105</b> |
| Tim Newton, DT, 1985            | 102        |
| <b>Anthony Barr, LB, 2014</b>   | <b>99</b>  |





## THE BLAIR WALSH PROJECT

**Blair Walsh** notched his 5th career game-winning FG vs. St. Louis (11/8/15), his 2nd straight game with a game-winning kick and he set a team record with his 3rd game-winner in OT. **Walsh's 24 career makes from 50+ ranks him in a tie for 15th all time with former Viking Ryan Longwell and Rob Bironas.**

### Walsh's Game-Winning FGs

| Player                  | Kick  | Time     | Final |
|-------------------------|-------|----------|-------|
| 9/9/12 vs. Jacksonville | 38 FG | 11:06 OT | 26-23 |
| 12/30/12 vs. Green Bay  | 29 FG | 0:00     | 37-34 |
| 12/1/13 vs. Chicago     | 34 FG | 1:43 OT  | 23-20 |
| 11/1/15 at Chicago      | 36 FG | 0:00     | 23-20 |
| 11/8/15 vs. St. Louis   | 40 FG | 9:20 OT  | 21-18 |

### Vikings Career Game-Winning FGs

| Player             | Game-Winning FGs |
|--------------------|------------------|
| Ryan Longwell      | 10               |
| Fred Cox           | 9                |
| Fuad Reveiz        | 6                |
| <b>Blair Walsh</b> | <b>5</b>         |
| Rick Danmeier      | 5                |

### Vikings Game-Winning FGs in a Season

| Player              | Game-Winning FGs |
|---------------------|------------------|
| Ryan Longwell, 2008 | 3                |
| Ryan Longwell, 2006 | 3                |
| Paul Edinger, 2005  | 3                |
| Benny Ricardo, 1983 | 3                |

### Vikings Career Game-Winning FGs in OT

| Player             | OT Game-Winning FGs |
|--------------------|---------------------|
| <b>Blair Walsh</b> | <b>3</b>            |
| Ryan Longwell      | 2                   |
| Fuad Reveiz        | 2                   |
| Benny Ricardo      | 2                   |

### 2015 NFL FGs Made

| Player                         | FGs       |
|--------------------------------|-----------|
| <b>Blair Walsh, Minnesota</b>  | <b>34</b> |
| Stephen Gostowski, New England | 33        |
| Robbie Gould, Chicago          | 33        |
| Justin Tucker, Baltimore       | 33        |

### 2012-16 NFL FGs Made

| Player                         | FGs            |
|--------------------------------|----------------|
| Stephen Gostowski, New England | 139/154        |
| Justin Tucker, Baltimore       | 135/153        |
| <b>Blair Walsh, Minnesota</b>  | <b>126/149</b> |

### 2012-16 NFL FGs of 50+ Made

| Player             | 50+ FGs      |
|--------------------|--------------|
| <b>Blair Walsh</b> | <b>24/34</b> |
| Dan Bailey         | 21/27        |

### 2015 NFL 50+ FGs Made

| Player                        | 50+ FGs  |
|-------------------------------|----------|
| Robbie Gould, Chicago         | 7        |
| <b>Blair Walsh, Minnesota</b> | <b>6</b> |

### Longest FGs in Vikings History

| Player, Game (* rookie)                          | Distance  |
|--|-----------|
| 1t) <b>*Blair Walsh at Houston, 12/23/12</b>     | <b>56</b> |
| 1t) Paul Edinger vs. Green Bay, 10/23/05         | 56        |
| 3t) <b>*Blair Walsh vs. Jacksonville, 9/9/12</b> | <b>55</b> |
| 3t) <b>*Blair Walsh at Seattle, 11/4/12</b>      | <b>55</b> |
| 3t) <b>Blair Walsh vs. Atlanta, 9/28/14</b>      | <b>55</b> |
| 3t) <b>Blair Walsh at Buffalo, 10/19/14</b>      | <b>55</b> |
| 3t) Ryan Longwell at Chicago, 10/14/07           | 55        |

### 50+ FGs in a Career by Vikings

| Player                           | 50+ FGs   |
|----------------------------------|-----------|
| <b>Blair Walsh, 2012-present</b> | <b>24</b> |
| Ryan Longwell, 2006-11           | 11        |

### FGs in a Season by Vikings

| Player, Season (* rookie) | FGs       |
|---------------------------|-----------|
| <b>*Blair Walsh, 2012</b> | <b>35</b> |
| Gary Anderson, 1998       | 35        |
| <b>Blair Walsh, 2015</b>  | <b>34</b> |
| Fuad Reveiz, 1994         | 34        |

### NFL 50+ FGs in a Game

| Player  | FGs            |
|---|----------------|
| <b>*Blair Walsh, Minnesota at St. Louis (12/16/12) ... 3 (50, 53, 51)</b> | <b>3</b>       |
| Phil Dawson, Cleveland vs. Baltimore (9/27/12)                            | 3 (51, 50, 52) |
| Josh Scobee, Jacksonville vs. Baltimore (10/24/11)                        | 3 (54, 54, 51) |
| Sebastian Janikowski, Oakland vs. Houston (10/9/11)                       | 3 (55, 54, 50) |
| Connor Barth, Tampa Bay vs. Miami (11/15/09)                              | 3 (51, 50, 54) |
| Kris Brown, Houston vs. Miami (10/7/07)                                   | 3 (54, 54, 57) |
| Neil Rackers, Arizona vs. Seattle (10/24/04)                              | 3 (55, 55, 50) |
| Morten Andersen, Atlanta vs. New Orleans (12/10/95)                       | 3 (51, 55, 55) |

\*rookie

## LOCKED IN

**Jeff Locke** is the highest-drafted punter in Vikings history and has made a mark on the team record book.

### Vikings Net Punting Average in a Season (\*-rookie)

| Player, Season           | Net Avg.    |
|--------------------------|-------------|
| Bobby Walden, 1964*      | 41.8        |
| Chris Kluwe, 2012        | 39.9        |
| <b>Jeff Locke, 2013*</b> | <b>39.2</b> |
| Chris Kluwe, 2010        | 38.9        |
| Bobby Walden, 1967       | 38.8        |
| <b>Jeff Locke, 2014</b>  | <b>38.7</b> |
| Mitch Berger, 1999       | 38.4        |
| Chris Kluwe, 2011        | 38.0        |
| <b>Jeff Locke, 2015</b>  | <b>37.8</b> |
| Chris Kluwe, 2009        | 37.8        |

### Vikings Career Net Punting Average (minimum 100 punts)

| Player, Seasons            | Net Avg.    |
|----------------------------|-------------|
| <b>Jeff Locke, 2013-15</b> | <b>38.4</b> |
| Bobby Walden, 1964-67      | 38.2        |

### Vikings Punts Inside the 20 in a Game

| Player, Game                              | In 20    |
|---|----------|
| <b>Jeff Locke, vs. Green Bay, 9/18/16</b> | <b>5</b> |
| Chris Kluwe, vs. Atlanta, 9/9/07          | 5        |
| Mitch Berger, at Indianapolis, 12/24/00   | 5        |
| Mitch Berger, at Chicago, 9/15/96         | 5        |
| Mike Saxon, vs. New Orleans, 11/6/94      | 5        |
| Fred Cox, vs. Los Angeles, 11/3/63        | 5        |

## SHIFTY SHERELS

**Marcus Sherels** set the Vikings record with his 3rd career PR TD at Chicago and set the Vikings record with his 5th career PR of 50+ yards.

### Vikings Career Punt Return TDs

| Player                | PR TDs   |
|-----------------------|----------|
| <b>Marcus Sherels</b> | <b>3</b> |
| Mewelde Moore         | 2        |
| David Palmer          | 2        |

### 2012-16 NFL PR TDs

| Player                | PR TDs   |
|-----------------------|----------|
| Darren Sproles        | 4        |
| <b>Marcus Sherels</b> | <b>3</b> |
| Tavon Austin          | 3        |
| Micah Hyde            | 3        |
| Travis Benjamin       | 3        |
| Antonio Brown         | 3        |
| Dwayne Harris         | 3        |

### 2012-16 NFL PRs of 20+ Yards

| Player                | PRs of 20+ |
|-----------------------|------------|
| Antonio Brown         | 16         |
| <b>Marcus Sherels</b> | <b>15</b>  |

### 2012-16 NFL Punt Return Yards

| Player                | Yards        |
|-----------------------|--------------|
| Darren Sproles        | 1,388        |
| Dwayne Harris         | 1,252        |
| <b>Marcus Sherels</b> | <b>1,240</b> |

### Career Punt Returns of 50+ Yards in Vikings History

| Player                | 50+ Returns |
|-----------------------|-------------|
| <b>Marcus Sherels</b> | <b>5</b>    |
| David Palmer          | 4           |

### Single Season Punt Return Average in Vikings History

| Player, Season              | Avg.                 |
|-----------------------------|----------------------|
| <b>Marcus Sherels, 2013</b> | <b>15.2 (22/335)</b> |
| David Palmer, 1995          | 13.2 (26/342)        |

### Punt Return TDs in Vikings History

| Player, Game                                   | Yards      |
|--|------------|
| <b>Marcus Sherels, at Chicago (11/1/15)</b>    | <b>65t</b> |
| <b>Marcus Sherels, at NY Giants (10/21/13)</b> | <b>86t</b> |
| <b>Marcus Sherels, at Detroit (9/30/12)</b>    | <b>77t</b> |
| Bernard Berrian, at Arizona (12/14/08)         | 82t        |
| Mewelde Moore, vs. New England (10/30/06)      | 71t        |
| Mewelde Moore, at NY Giants (11/13/05)         | 71t        |
| Nate Burleson, at Indianapolis (11/8/04)       | 91t        |
| Randy Moss, at Kansas City (12/12/99)          | 64t        |
| David Palmer, at NY Giants (9/29/96)           | 69t        |
| David Palmer, at Detroit (11/23/95)            | 74t        |
| Leo Lewis, vs. Atlanta (11/22/87)              | 78t        |
| Charlie West, vs. Washington (11/3/68)         | 98t        |
| Billy Butler, vs. San Francisco (9/29/63)      | 60t        |
| Hugh McElhenny, at Chicago (12/17/61)          | 81t        |



## VOICES OF THE VIKINGS

Entering his 15th season in 2016 as the Vikings radio play-by-play voice is KFAN radio mid-day personality Paul Allen. Joining Allen as the color commentator is former Vikings LB and coach Pete Bercich.

Allen's run started as the Vikings Internet webcast play-by-play voice during the 2000 season and called one Vikings game during the 2001 season. He has become the "Voice of the Vikings."

Bercich returns for his 11th season with the broadcasts in 2016 and brings a decade of NFL experience from the field and sideline. A 7th-round draft pick by the Vikings in 1994, Bercich overcame the odds and played for the team from 1995-2000. A standout special teamer, Bercich parlayed his knowledge of the game into a coaching job with the team from 2002-05.

Joining Allen and Bercich from the sidelines will be former Vikings punter Greg Coleman. Coleman punted for the Vikings from 1978-87 and is the team's all-time leader in punts (721) and punting yards (29,391). He also ranks 2nd in punts inside the 20-yard line (154).

Entering his first season as part of the Vikings Radio Network broadcast, former Vikings LB Ben Leber will bring a new perspective to the team as he joins Coleman on the sidelines in 2016. Leber played for the Vikings from 2006-10 and has been a regular contributor to KFAN and VEN.

### MINNESOTA

| Market        | Station | Freq. | Thief River         | KTRF-AM | 1230  |
|---------------|---------|-------|---------------------|---------|-------|
| Twin Cities   | KFAN-FM | 100.3 | Wadena              | KKWS-FM | 105.9 |
| Twin Cities   | KTLK-AM | 1130  | Waseca              | KRUE-AM | 1170  |
| Aitkin        | KKIN-FM | 94.3  | Willmar             | KWLM-AM | 1340  |
| Albert Lea    | KQPR-FM | 96.1  | Winona              | KWNO-AM | 1380  |
| Alexandria    | KIKV-FM | 100.7 | Worthington         | KWOA-AM | 730   |
| Bemidji       | KBUN-AM | 1450  |                     |         |       |
| Blue Earth    | KBEW-FM | 98.1  | <b>IOWA</b>         |         |       |
| Brainerd      | KBLB-FM | 93.3  | Des Moines          | KXNO-AM | 1460  |
| Brainerd      | KBLB-AM | 1380  | Sioux City          | KMNS-AM | 620   |
| Crookston     | KROX-AM | 1260  | Spencer             | KICD-AM | 1240  |
| Dassel-Hutch  | KARP-FM | 106.9 |                     |         |       |
| Detroit Lakes | KBOT-FM | 104.1 | <b>NORTH DAKOTA</b> |         |       |
| Detroit Lakes | KDLM-AM | 1340  | Bismark             | KFYR-AM | 550   |
| Duluth        | KQDS-FM | 92.1  | Carrington          | KDAK-AM | 1600  |
| Duluth        | KQDS-AM | 1490  | Devils Lake         | KDLR-AM | 1240  |
| Ely           | WELY-AM | 1450  | Dickinson           | KLTC-AM | 1460  |
| Eveleth       | KRBT-AM | 1340  | Fargo               | KRWK-FM | 101.9 |
| Fergus Falls  | KBRF-AM | 1250  | Fargo               | KVOX-AM | 740   |
| Grand Rapids  | KMFY-FM | 96.9  | Grand Forks         | KKXL-AM | 1440  |
| Glencoe       | KGLB-AM | 1310  | Valley City         | KOVC-AM | 1490  |
| Hibbing       | WMNT-AM | 650   | Williston           | KEYZ-AM | 660   |
| Int'l Falls   | KSDM-FM | 104.1 |                     |         |       |
| Jackson       | KRAQ-FM | 105.7 | <b>SOUTH DAKOTA</b> |         |       |
| Marshall      | KARL-FM | 105.1 | Aberdeen            | KSDN-AM | 930   |
| Mankato       | KYSM-AM | 1230  | Pierre/Mobridge     | KMLO-FM | 100.7 |
| Mankato       | KXLP-FM | 94.1  | Sisseton            | KBWS-FM | 102.9 |
| Morris        | KKOK-FM | 95.7  | Sioux Falls         | KWSN-AM | 1230  |
| New Ulm       | KNUJ-FM | 107.3 | Watertown           | KPHR-FM | 106.3 |
| Pine City     | WCMP-FM | 100.9 | Yankton             | WNAX-AM | 570   |
| Rochester     | KRCH-FM | 101.7 |                     |         |       |
| Rochester     | KWEB-AM | 1270  | <b>WISCONSIN</b>    |         |       |
| Roseau        | KKWQ-FM | 92.5  | Eau Claire          | WMEQ-AM | 880   |
| Saint Cloud   | WJON-AM | 1240  | Hayward             | WHSM-FA | 101.0 |
| Saint Cloud   | KXXS-AM | 1390  | LaCrosse            | KQYB-FM | 98.3  |
| Spring Grove  | KQYB-FM | 98.3  | Rice Lake           | WKFX-FM | 99.1  |

## VEN KEEPS FANS IN THE GAME

Vikings Entertainment Network (VEN) is the umbrella for all Vikings content and entertainment initiatives including Preseason TV, team TV shows, Vikings.com, in-stadium programming as well as the Minnesota Vikings Cheerleaders (MVC), Skol Line Drum Team, and Viktor the Viking.

In 2016, Vikings Preseason TV will again be simulcast with games airing LIVE locally on FOX 9 KMSP as well as on KFAN 100.3 FM and the Vikings Radio Network. The simulcast team of Paul Allen, Pete Bercich, Greg Coleman and Ben Leber will return.

Vikings GamePlan returns for a 10th season featuring the "Voice of the Vikings" Paul Allen, as well as head coach Mike Zimmer, a weekly player guest, game film review and expert analysis. Vikings GamePlan is produced by VEN and airs Saturdays on FOX 9 KMSP and Sundays on FOX Sports North.

Vikings: Beyond the Gridiron, the Emmy Award winning documentary-style show focuses on the rare inside access that only a team network can provide. Beyond the Gridiron is in its 5th season and is co-produced by VEN and Elite Edge Productions and airs Fridays on My 29 WFTC, and Sundays on FOX 9 KMSP and Fox Sports North.

Vikings Connected is a Vikings fan-centric show driven by digital content and is co-hosted by Erin Newburg and Chris Hawkey from the Vikings Radio Flagship KFAN. Fans can interact with the show throughout the season by using #VikingsConnected. Vikings Connected is produced by VEN and airs Saturday nights on My 29 WFTC and Sundays on Fox Sports North.

New this year is Vikings GameDay LIVE, the team's live one hour pregame TV show. Featuring in-depth analysis and commentary to get you ready for each week's game, Vikings GameDay LIVE will bring you live reports from the field each week, all leading up to gameday. Vikings GameDay LIVE is produced by VEN in conjunction with FOX 9 KMSP and airs Sunday mornings on FOX 9 KMSP.

Also new this season is Vikings Huddle, a show for our young Vikings fans. Each week will feature a chance for fans to get to know their favorite Vikings players in a fun, entertaining way both on and off the field. Plus we'll teach you how lessons learned on the football field can be used in everyday life. Vikings Huddle is produced by VEN and airs Saturday mornings on FOX 9.

Vikings.com provides the most team content, with daily in-season video features and team updates. Vikings.com is your source for everything purple. For comments or questions regarding Vikings Entertainment Network, please email [entertainment@vikings.nfl.net](mailto:entertainment@vikings.nfl.net).



## QUICK HITS

- Franchise Founded:** January 28, 1960
- First Head Coach:** Norm Van Brocklin
- First Regular Season Game:** 9/17/61 - Vikings 37, Chicago Bears 13
- First Playoff Game:** 12/22/68 - Vikings 14, Baltimore Colts 24
- First Super Bowl:** Super Bowl IV (1/11/70) Vikings 7, Chiefs 23
- Playoff Appearances/Games:** 27/46
- Super Bowl Appearances:** 4 - Super Bowls IV, VIII, IX and XI
- All-Time Record (Reg. Season & Postseason):** 470-407-10
- All-Time NFC Record (Reg. Season & Postseason):** 385-316-10
- All-Time Home Record (Reg. Season & Postseason):** 279-159-4
- All-Time Away Record (Reg. Season & Postseason):** 191-244-6
- Home Stadiums:**

- Metropolitan Stadium (1961-1981) - 97-59-4
- HHH Metrodome (1982-2013) - 168-92-0
- TCF Bank Stadium (2014-2015) - 11-7-0
- U.S. Bank Stadium (2016-present) - 1-0-0

- Stadium Info:** U.S. Bank Stadium
- Capacity:** 66,655 (expandable to 72,000)
- Address:** 900 S. 5th St., Minneapolis, MN 55415
- Playing Surface:** UBU Sports' Speed Series S5-M synthetic turf
- Training Facilities:** Winter Park
- Address:** 9520 Viking Drive, Eden Prairie, MN 55344
- Ticket Office Address:** 801 4th St. S., Minneapolis, MN 55415
- Training Camp:** Minnesota State University-Mankato
- Address:** 700 Ellis Avenue, Mankato, MN 56002
- Owner/Chairman:** Zygi Wilf
- Owner/President:** Mark Wilf





## U.S. BANK STADIUM GAME DAY INFO

Credential requests are honored for accredited media on specific assignments and must be made through the Vikings' PR department. Credentials will NOT be issued to writers or photographers working on a free-lance basis unless the request is made by a recognized publication or news entity. The Vikings PR staff will evaluate online entities, including blogs, and determine whether or not those entities will be issued credentials.

### 2016 SEASON PRESS CREDENTIALS

- \* All press credential requests for the full 2016 season must be submitted via email to Vikings Public Relations Manager Jon Ekstrom (ekstromj@vikings.nfl.net). Faxes will not be accepted.
- \* Requests are to be submitted on company letterhead by your editor or station manager and should include the name of the person(s) that will be using the credential(s) as well as the specific job function (photographer, reporter, etc.).
- \* Upon review of request, outlets will be notified of acceptance or denial, and credentials will be distributed prior to the first preseason game.

### 2016 SINGLE-GAME PRESS CREDENTIALS

- \* Media representatives who have not been issued season press credentials must request single-game credentials no later than Monday of the specific game week.
- \* Requests must be submitted via email to Jon Ekstrom (ekstromj@vikings.nfl.net). Faxes will not be accepted.
- \* Requests are to be submitted on company letterhead by your editor or station manager. They should include the name of the person(s) that will be using the credential(s) as well as the specific job function (photographer, reporter, etc.).

### 2016 ROAD GAME PRESS CREDENTIALS

- \* For road games, members of the media must request credentials no later than Thursday prior to the specific game week.
- \* Requests must be submitted via email to Bob Hagan (haganb@vikings.nfl.net).

### PRESS WILL CALL/PRESS ENTRANCE

- \* The Sid Hartman Media Entrance at U.S. Bank Stadium is located on the southeast side of the stadium near the player parking lot and Pentair Gate.
- \* Working media must enter the stadium through the Sid Hartman Media Entrance, which has direct elevator access to the press box.

### SECURITY

- \* Picture identification is required at the press will call, and all bags will be searched. Any bag without a security tag is subject to removal by Vikings security.
- \* A valid credential is required and should be displayed at all times while at U.S. Bank Stadium. This credential is not transferable between parties, even among members of the same media outlet. If the name on the credential does not match the name on the Vikings master list, the credential is subject to revocation by Vikings security.

## VIKINGS YEAR-BY-YEAR

| Year                | Preseason              | Regular Season           | Playoffs            |
|---------------------|------------------------|--------------------------|---------------------|
| 1961.....           | 0-5-0                  | 3-11-0                   | 0-0                 |
| 1962.....           | 2-3-0                  | 2-11-1                   | 0-0                 |
| 1963.....           | 4-1-0                  | 5-8-1                    | 0-0                 |
| 1964.....           | 5-0-0                  | 8-5-1                    | 0-0                 |
| 1965.....           | 5-0-0                  | 7-7-0                    | 0-0                 |
| 1966.....           | 3-1-1                  | 4-9-1                    | 0-0                 |
| 1967.....           | 2-3-0                  | 3-8-3                    | 0-0                 |
| 1968.....           | 3-2-0                  | 8-6-0                    | 0-1                 |
| 1969.....           | 5-1-0                  | 12-2-0                   | 2-1 (SB loss)       |
| 1970.....           | 4-2-0                  | 12-2-0                   | 0-1                 |
| 1971.....           | 4-2-0                  | 11-3-0                   | 0-1                 |
| 1972.....           | 3-2-0                  | 7-7-0                    | 0-0                 |
| 1973.....           | 5-0-0                  | 12-2-0                   | 2-1 (SB loss)       |
| 1974.....           | 3-2-0                  | 10-4-0                   | 2-1 (SB loss)       |
| 1975.....           | 2-3-1                  | 12-2-0                   | 0-1                 |
| 1976.....           | 3-3-0                  | 11-2-1                   | 2-1 (SB loss)       |
| 1977.....           | 4-2-0                  | 9-5-0                    | 1-1                 |
| 1978.....           | 2-2-0                  | 8-7-1                    | 0-1                 |
| 1979.....           | 0-4-0                  | 7-9-0                    | 0-0                 |
| 1980.....           | 3-1-0                  | 9-7-0                    | 0-1                 |
| 1981.....           | 1-3-0                  | 7-9-0                    | 0-0                 |
| 1982.....           | 3-2-0                  | 5-4-0                    | 1-1                 |
| 1983.....           | 3-1-0                  | 8-8-0                    | 0-0                 |
| 1984.....           | 1-3-0                  | 3-13-0                   | 0-0                 |
| 1985.....           | 3-1-0                  | 7-9-0                    | 0-0                 |
| 1986.....           | 3-1-0                  | 9-7-0                    | 0-0                 |
| 1987.....           | 2-2-0                  | 8-7-0                    | 2-1                 |
| 1988.....           | 3-1-0                  | 11-5-0                   | 1-1                 |
| 1989.....           | 3-1-0                  | 10-6-0                   | 0-1                 |
| 1990.....           | 3-1-0                  | 6-10-0                   | 0-0                 |
| 1991.....           | 2-2-0                  | 8-8-0                    | 0-0                 |
| 1992.....           | 4-0-0                  | 11-5-0                   | 0-1                 |
| 1993.....           | 4-1-0                  | 9-7-0                    | 0-1                 |
| 1994.....           | 3-2-0                  | 10-6-0                   | 0-1                 |
| 1995.....           | 2-2-0                  | 8-8-0                    | 0-0                 |
| 1996.....           | 1-3-0                  | 9-7-0                    | 0-1                 |
| 1997.....           | 3-2-0                  | 9-7-0                    | 1-1                 |
| 1998.....           | 4-0-0                  | 15-1-0                   | 1-1                 |
| 1999.....           | 2-2-0                  | 10-6-0                   | 1-1                 |
| 2000.....           | 1-3-0                  | 11-5-0                   | 1-1                 |
| 2001.....           | 4-0-0                  | 5-11-0                   | 0-0                 |
| 2002.....           | 2-2-0                  | 6-10-0                   | 0-0                 |
| 2003.....           | 1-3-0                  | 9-7-0                    | 0-0                 |
| 2004.....           | 2-2-0                  | 8-8-0                    | 1-1                 |
| 2005.....           | 3-1-0                  | 9-7-0                    | 0-0                 |
| 2006.....           | 2-1-1                  | 6-10-0                   | 0-0                 |
| 2007.....           | 2-2-0                  | 8-8-0                    | 0-0                 |
| 2008.....           | 1-3-0                  | 10-6-0                   | 0-1                 |
| 2009.....           | 3-1-0                  | 12-4-0                   | 1-1                 |
| 2010.....           | 3-1-0                  | 6-10-0                   | 0-0                 |
| 2011.....           | 2-2-0                  | 3-13-0                   | 0-0                 |
| 2012.....           | 1-3-0                  | 10-6-0                   | 0-1                 |
| 2013.....           | 1-3-0                  | 5-10-1                   | 0-0                 |
| 2014.....           | 4-0-0                  | 7-9-0                    | 0-0                 |
| 2015.....           | 4-1-0                  | 11-5                     | 0-1                 |
| 2016.....           | 4-0-0                  | 2-0                      | 0-0                 |
| <b>Totals .....</b> | <b>152-97-3 (.610)</b> | <b>451-379-10 (.542)</b> | <b>19-28 (.404)</b> |

## VIKINGS COACHES

| Years                     | Head Coach              | Total Games    | Regular Season (%)          | Playoffs (%)             | Overall (%)           |
|---------------------------|-------------------------|----------------|-----------------------------|--------------------------|-----------------------|
| 1961-66 .....             | Norm Van Brocklin ..... | 84.....        | 29-51-4 (.369) .....        | 0-0-0 (.000).....        | 29-51-4 (.369)        |
| 1967-83, 1985 .....       | Bud Grant.....          | 281.....       | 158-96-5 (.618) .....       | 10-12-0 (.454).....      | 168-108-5 (.607)      |
| 1984 .....                | Les Steckel.....        | 16.....        | 3-13-0 (.188) .....         | 0-0-0 (.000).....        | 3-13-0 (.188)         |
| 1986-91 .....             | Jerry Burns.....        | 101.....       | 52-43-0 (.547) .....        | 3-3-0 (.500).....        | 55-46-0 (.544)        |
| 1992-2001.....            | Dennis Green.....       | 171.....       | 97-62-0 (.610) .....        | 4-8-0 (.333).....        | 101-70-0 (.591)       |
| 2002-05 .....             | Mike Tice.....          | 67.....        | 32-33-0 (.492) .....        | 1-1-0 (.500).....        | 33-34-0 (.493)        |
| 2006-2010 .....           | Brad Childress.....     | 77.....        | 39-35-0 (.527) .....        | 1-2-0 (.333).....        | 40-37-0 (.519)        |
| 2010-2013 .....           | Leslie Frazier.....     | 55.....        | 21-32-1 (.398) .....        | 0-1-0 (.000).....        | 21-33-1 (.391)        |
| <b>2014-Present .....</b> | <b>Mike Zimmer.....</b> | <b>35.....</b> | <b>20-14-0 (.588) .....</b> | <b>0-1-0 (.000).....</b> | <b>20-15-0 (.571)</b> |



## VIKINGS PUBLIC RELATIONS STAFF



**Bob Hagan**  
Exec. Director of PR  
612-327-7069  
haganb@vikings.nfl.net



**Tom West**  
Asst. Director of PR  
612-327-7075  
westt@vikings.nfl.net



**Jeff Anderson**  
Exec. Director of  
Communications  
612-247-4482  
andersonj@vikings.nfl.net



**Jon Ekstrom**  
PR Manager  
612-418-6265  
ekstromj@vikings.nfl.net



**Sam Newton**  
PR Assistant  
612-965-4712  
newtons@vikings.nfl.net



**Lester Bagley**  
Exec.VP of Public Affairs &  
Stadium Development  
612-237-7560  
bagleyl@vikings.nfl.net



**Kelly Kleine**  
College Scouting Assistant  
612-619-4976  
kleinek@vikings.nfl.net



**Chase Russell**  
PR Intern  
612-718-4093  
russellc@vikings.nfl.net



**Walt Scher**  
PR Intern  
612-518-8963  
scherw@vikings.nfl.net



**Chuck Whitlock**  
PR/Digital Media Intern  
612-210-0074  
whitlockc@vikings.nfl.net

## WEEKLY MEDIA SCHEDULE

The typical Vikings weekly media schedule during the season is below:

### MONDAY

12:15 p.m. - Open Locker Room  
2:00 p.m. - Zimmer Press Conference

### TUESDAY

Players Day Off - No Media Access

### WEDNESDAY

11:35 a.m. - Zimmer Available  
11:05 - 11:50 a.m. - Open Locker Room  
1:00 - Practice\*

### THURSDAY

11:00 a.m. - Turner/Edwards/Priefer Available  
11:05 a.m. - 11:50 p.m. - Open Locker Room/Peterson  
1:00 - Practice\*

### FRIDAY

11:00 a.m. - Practice\*  
12:30 p.m. - Coach Zimmer Press Conference  
12:30 p.m. - 1:15 p.m. - Open Locker Room

### SATURDAY

No Media Access

### SUNDAY

Post-Game - Coach Zimmer Press Conference  
Post-Game - Open Locker Room

\* Practice is open to media through individual drills  
*Practice schedule subject to change*

## VIKINGS ON THE WEB

The Minnesota Vikings official website, which can be viewed at <http://www.vikings.com>, provides Vikings fans with everything they need to follow their favorite team. Vikings.com is one of the league's most trafficked sites and is the only place on the web that provides complete video and audio of all Vikings press conferences. Additionally, the website provides unique and exclusive written and video content that can only be found on Vikings.com.

Vikings media members can find stats, press releases, weekly game releases and updated rosters under the press tab.

## COACH ZIMMER PRESS CONFERENCES

Head Coach **Mike Zimmer** will be available in the fieldhouse or on the outdoor practice field on Mondays, Wednesdays and Fridays during the regular season.

## COORDINATOR AVAILABILITY

Offensive Coordinator **Norv Turner**, Defensive Coordinator **George Edwards** and Special Teams Coordinator **Mike Priefer** will be available every Thursday during the regular season. All other interview requests for coordinators should be directed to a member of the PR staff.

## ASSISTANT COACH AVAILABILITY

All position coach interviews must be scheduled through the PR department a day in advance. Position coaches are available for questions on specific players and the position group but coordinators will always serve as the primary spokesmen in their areas.



## PRESS BOX

- \* The press box is located above the Sid Hartman media entrance on the southeast side of the stadium. Media check-in and elevators are located directly inside the media entrance.
- \* Seating charts and booth locations are located in the press box along with wireless internet information.
- \* Pre-game meal and halftime snack will be available in the back of the press box.
- \* Vikings PR representatives will be located in seats 9-12 in row 2 of the main press box.
- \* The visiting team PR staff is located in seats 41-44 in row 2 of the main press box.
- \* Play-by-play account, statistics and quotes will be distributed in the press box during and after the game.
- \* For field/locker room access, take the elevators to -2 and follow the signage to your respective area.

## STILL PHOTO/TV CAMERA/PRE-POST

- \* There are three photo workrooms located inside the stadium. The main photo workroom is located by the broadcast compound on level -2. All seats will be assigned in this area. The 2nd area is the postgame press conference room for the Vikings that is located on level -2. Tables will be placed along the wall to serve as work stations. All seats along the tables will be assigned. The 3rd, and largest, area is the broadcast dining room. We will have access to this space 2 hours prior to kickoff after the Network TV meal has been served. This room is located next to the main photo workroom. This room will be open seating and is best for media that have pre/post area and that are not taking still photographs during the game.
- \* All media members with a pre/post credential will be staged in either the Vikings press conference room of the broadcast dining room during the game. Media with a pre/post credential will not have access to the press box but will have access to both locker rooms and press conference rooms following the game.
- \* Prior to going on the field, photographers must sign a liability waiver upon entering the Sid Hartman media entrance. If you need to check out a photo vest or register your wireless frequency this must also be done at the media entrance prior to entering the field.
- \* Photographers, videographers and media members with a pre/post credential will have access to one meal on game day. Waters will be provided throughout the day in the photo workrooms.
- \* Wireless internet and the ability to watch the game on TV is available in all photo workrooms.

## POST GAME FIELD/LOCKER ROOM/PRESS CONFERENCE ACCESS

- \* Media members are allowed on the field to interview Vikings players coming off the field.
- \* Both home and visiting locker rooms will open approximately 10 minutes after the game.
- \* The Vikings press conference room is directly across from the locker room on level -2.
- \* Head Coach Mike Zimmer will address the media following every game. Quarterbacks and notable players will also address the media.
- \* Post-game transcripts will be available in the press box after the game.

## VIKINGS MEDIA-ONLY FTP SITE

The Minnesota Vikings media-only FTP site is designed to assist media members with their daily coverage needs. Along with access to audio files from press conferences, the site includes team logos, coach and player headshots, press releases, year-by-year media guides, among other media-related items. For more information on the FTP site, media members may contact Vikings Public Relations Assistant Sam Newton at 952-828-8382 or newtons@vikings.nfl.net.

### VIKINGS MEDIA-ONLY FTP SITE INSTRUCTIONS

#### FIREFOX/CHROME

- 1) Enter the URL – ftp://vikings.flashspot.tv/
- 2) Enter the following username and password (case sensitive) when prompted:

Username: vPR-Read  
Password: M!nn3apolis-612

#### INTERNET EXPLORER

- 1) Enter the URL – ftp://vikings.flashspot.tv/
- 2) Enter the following username and password (case sensitive) when prompted:

Username: vPR-Read  
Password: M!nn3apolis-612

- 3) Page will refresh and appear like the example below. Click the 'Page' dropdown and select 'Open FTP Site in Windows Explorer.'
- 4) A new pop up window will open. Enter the same username and password as above (may have to enter it twice).
- 5) FTP site will open via Windows Explorer and folders/files can be navigated/downloaded.

#### ONLINE DIGITAL MEDIA GUIDE

For instant access to the Minnesota Vikings online content (media guides, weekly books, schedule notes, draft guides and more) visit <http://vikings.1stroundmediagroup.com/weeklybooks/>



# U.S. BANK STADIUM SETS PUBLIC-PRIVATE BLUEPRINT



Following more than a dozen years of discussion at the State Capitol and four years of design and construction, the Vikings and the Minnesota Sports Facilities Authority officially opened U.S. Bank Stadium on July 22, 2016, marking the completion of the largest construction project in state history and the celebration of a true public-private partnership that has helped reshape the East Town neighborhood in Minneapolis.

In total, the design and construction of U.S. Bank Stadium involved more than 300 Minnesota businesses, with approximately 90% of the \$1.1 billion construction dollars, or more than \$700 million flowing back to Minnesotans. Approximately 8,000 construction workers spent nearly four million hours on the project, peaking at 1,500 workers on site daily. Even prior to opening the world's largest pivoting glass doors, more than \$1 billion in surrounding development has been generated, further creating and enhancing a vibrant and robust downtown.

In conjunction with the workforce and development impacts, U.S. Bank Stadium immediately began securing national and international events that will bring immeasurable exposure and significant return for Minnesota, including the 2016 International Champions Cup, the 2018 Super Bowl, and the 2019 NCAA Final Four.

From a design perspective, the innovative stadium boasts unique features to any venue in the country, including the largest transparent ETFE roof of a sports facility in the nation, as well as five of the world's largest glass doors, ranging from 75 to 95 feet high and each 55 feet wide. The ETFE roof, combined with nearly 200,000 square feet of glass, gives fans the best of both worlds: an outdoor feel with protection from the elements.

Despite its 1.75 million square foot imprint and 66,655 capacity, the stadium's interior offers an intimate feel, putting fans closer to the action with some of the closest seats and suites in the NFL. Seven levels, including two concourses with 360-degree circulation and views into the bowl, are connected with escalators, elevators, stairs and a continuous ramp. Two of the highest quality video boards in the NFL anchor the east and west end zones and are set low to the field, making it easy for all fans to shift their eyes from the action on the field to the content on the boards.

With each design element the Vikings philosophy was clear: ensure that every fan touchpoint is a memorable one. Local food and beverage favorites, robust technology to keep fans connected, and special projects like the Vikings Voyage, the Legacy Ship and an extensive art collection will all enhance the game experience and further unify the team and its fans.

## Stadium Site:

- \* East Town - Minneapolis, MN.
- \* Accessible from I-35W and Hwy I-94.
- \* Light Rail Transit station steps from the west doors.
- \* 33-acres.
- \* Access points to city and stadium on all four sides.
- \* Three-acre plaza connecting to downtown Minneapolis.
- \* Two-block city park programmable for Vikings game day activities.
- \* Skyway connection to city's sophisticated skyway system.
- \* Reconfigured tailgating zone in Minneapolis.

## Stadium Exterior:

- \* Bold, iconic design unique to Minnesota.
- \* Fixed roof with largest span of transparent ethylene tetrafluoroethylene (ETFE) in country.
- \* Lightest and most efficient roof structure in nation.
- \* Five of the largest pivoting glass doors in the world that open to the fan plaza.
- \* Zinc metal panels, glass and glazed curtain wall.
- \* Nearly 200,000 square feet of glass and glazed curtain walls, as well as zinc metal panels, make up the façade.

## Stadium Interior:

- \* 66,655 seats, expandable to 70,000 for Super Bowl LII.
- \* 131 suites and 9,300 club seats, including field-level suites.
- \* Closest seats and suites to the game action in any NFL stadium, just 41 and 25 feet from the sidelines, respectively.
- \* Seven levels connected by stairs, ramp, 33 escalators and 11 elevators.
- \* Two concourses with 360-degree circulation and six views into the bowl.
- \* Highest quality HD video boards located in east and west end zones, totaling 12,560 square feet.
- \* 2,000 HD televisions located throughout the stadium.
- \* Large public gathering spaces inside and outside of stadium.
- \* Transparent, open structure connecting fans to outdoors in climate-controlled environment.
- \* Concourses twice as wide as Metrodome/Mall of America Field, 50 feet wide in some areas.
- \* More than twice as many restrooms.
- \* Enhanced concessions, including food from world-renowned chefs, including Minnesota resident Andrew Zimmern.
- \* Accessibility for people with disabilities.
- \* Ample space for pre-game events/activities.
- \* Interactive Vikings Voyage fan entertainment center and team store.

## U.S. BANK STADIUM FEATURES UNIQUE DESIGN

Evoking images of ice floes colliding on frozen lakes or the jagged geology that once defined nearby St. Anthony Falls, the authentic design of U.S. Bank Stadium responds to the climate rather than works against it. While the ability to shed snow was of the utmost importance, the stadium's sharp angles and expansive amounts of glass also continue the Minneapolis-St. Paul community's trend toward progressive and modern expression.

The architects behind the design are Dallas-based HKS, who also designed Lucas Oil Stadium, home of the Indianapolis Colts, and AT&T Stadium, home of the Dallas Cowboys. Together with the Vikings and the Minnesota Sports Facilities Authority, HKS focused on three critical points: showcasing local and team heritage through state-of-the-art technology and amenities, creating an outdoor experience with protection from the Minnesota elements, and providing fans with an intimate connection to the team.

Rather than pursue a retractable roof, the design team developed a solution that gives fans the best of both worlds with the only ETFE (ethylene-tetra-fluoro-ethylene) roof on a sports facility in the United States. Comprising more than 240,000 square feet, or 60% of the roof, the transparent ETFE is designed to let light in like glass but is lighter, more economical and self-cleaning.

Adding to the outdoor feel is the 200,000 square feet of glass throughout the building, including the stadium's entire west wall. Within the 27 stories of glass are five of the world's largest doors ranging from 75 to 95 feet high and each measuring 55 feet wide. With the ability to pivot open in less than 10 minutes, the doors contribute to the overall outdoor environment by creating natural air flow.



U.S. Bank Stadium also features a strong connection to downtown Minneapolis. The stadium is integrated into the city's complex skyway system, allowing fans to access the stadium's northwest corner via the enclosed, climate-controlled walkways from nearly any point in the downtown core. A light rail station directly outside the stadium's west side serves as the connecting point for the City's Green Line and Blue Line, and a 30-foot wide pedestrian walkway extends from the light rail platform over the tracks directly to Medtronic Plaza, allowing large groups of fans to move safely to the stadium. Those connections and the stadium's urban location were major factors in the state securing Super Bowl LII in 2018 and the 2019 NCAA Final Four even prior to the building's opening.

## MYSTIC LAKE'S CLUB PURPLE HIGHLIGHTS CLUB SEATING

The most unique and dynamic club at U.S. Bank Stadium, Mystic Lake's Club Purple offers not only some of the best seats in the house, but also serves as a fantasy football player's dream. Located in the northwest corner of the stadium, the club features an outdoor balcony on the exterior of the stadium that features firepits and showcases an incredible view of The Commons park and the downtown Minneapolis skyline. On the inside of the club, lounge couches, loge boxes and club seats allow fans to stay on top of the action. During breaks in the game action, fans sitting in Club Purple can receive updates on fantasy football stats and scores from around the NFL from hots located in the space. Club Purple includes all-inclusive food and beverage options from the club's open display kitchen where they can witness "celebrity chef"-style cooking. There are five other club areas throughout the stadium in addition to six different suite options for fans.


**Hyundai Club** - Boasting 2,800 seats, the Hyundai Club is situated between the 30-yard lines on the stadium's north side. Included in the Hyundai Club are the closest seats from the sidelines in the NFL, just 41 feet away from the game action. The club itself is located directly above the seating area. Aside from the close seats, the key feature of the Hyundai Club are the 25 high-definition televisions providing fans an unparalleled viewing experience.

**Delta Sky360 Club** - Located on the field level directly next to the Vikings locker room, fans sitting in the Delta Sky360 Club will have an up-close-and-personal experience with Vikings players before and after games as they will have exclusive access to the Vikings tunnel. Located between the 20-yard lines on the stadium's south side, fans will watch the game in an energetic setting behind the Vikings bench, having access to a field-level patio.

**Medtronic Club** - Perched in the upper half of the lower concourse, the Medtronic Club offers fans incredible views of the fields as its located between the 30-yard lines. The Medtronic Club is the most exclusive of the six club areas at U.S. Bank Stadium with only 1,100 seats.

**Buffalo Wild Wings Club and FMP Club** - Located across from each other on the stadium's north and south sides, the Buffalo Wild Wings Club and FMP Club feature state of the art media that provide the image of fire and ice. The nearly 3,000 seats between the two club spaces provide fans with incredible views of the entire building.

**Suites** - The six suite areas that fans can choose from include Turf, Loft, Touchdown, Norseman, Valhalla and Norseman Lounge.



## U.S. BANK STADIUM AWARDED MAJOR EVENTS

Prior to opening its doors, U.S. Bank Stadium was awarded two of the largest sporting events held annually in the United States - Super Bowl LII on February 4, 2018 and the 2019 NCAA Men's Final Four.

After being selected as one of three finalists to host Super Bowl LII in February 2018, the Minnesota Super Bowl Bid Committee delivered a successful presentation to all 32 NFL owners during the NFL's Spring League Meetings in Atlanta and was awarded the game on May 20, 2014. Centered on the theme, "Built for the Bold," the presentation highlighted the new, iconic and bold stadium as a centerpiece and included the many bold moves Minnesotans have made in creating a destination that is ready to host the world's biggest game.

"We are thrilled to bring the Super Bowl back to Minnesota," said Richard Davis, chief executive officer of U.S. Bank and bid committee co-chair. "We succeeded in making the best case to the NFL owners by pointing out the many strengths our region offers - a tremendous entertainment and hospitality industry, 17 Fortune 500 companies, great airports and strong connectivity with both our light rail and skyway systems, and perhaps most important, a new, iconic stadium that will be among the best in the country."

"We appreciate the collaborative effort from Minnesota's business and community leadership in putting together this winning bid," said Vikings Owner/President Mark Wilf. "It was evident to me and my brother Zygi that NFL owners were extremely impressed with everything Minnesota has to offer, and we have no doubt they will be even more excited with what the community will deliver in February 2018."

In addition to Super Bowl LII, the NCAA awarded the new stadium the 2019 Men's Final Four on November 14, 2015. This will mark the third time that the NCAA Final Four has taken place in the state of Minnesota with the Hubert H. Humphrey Metrodome hosting the event in 1992 and 2001. ESPN announced the X Games will be held in the stadium in 2017 and 2018.

"Strong public-private collaboration, along with an outstanding stadium design, has allowed Minnesota to already secure two of the world's largest sporting events, both of which will offer unique opportunities to showcase this region on a national and international stage," Wilf said.

The first sporting event at U.S. Bank Stadium, an international soccer match held on August 3, featured Italian power AC Milan against Premier League's Chelsea FC in the International Champions Cup.



## VIKINGS EMPHASIZE STADIUM TECHNOLOGY

In order to ensure the best possible game day experience for every fan who walks through the doors of U.S. Bank Stadium, the Vikings placed an emphasis on building a wealth of technological innovations, including a mobile app that seamlessly integrates team and stadium content and makes the stadium technology easily accessible and user friendly.

"Technology was considered from the start to be a key part of the stadium design," said Vikings Vice President of Corporate and Technology Partnerships John Penhollow. "Our core premise was to make technology relevant and useful for our passionate fan base, as well as for our football and game day operations groups. We wanted to build a system that would be flexible enough to accommodate constantly changing technology for years to come."

The core of the unmatched technology begins with the local area network created and built by CenturyLink that connects the stadium's key infrastructure. The stadium also features a neutral host distributed antenna system built by Verizon, which allows all fans regardless of their carrier to have cellular access.

### **New Vikings Mobile App Brings Stadium Technology Into The Palm of Your Hand**

To help elevate the new technology at U.S. Bank Stadium, the Vikings looked to VenueNext to develop a new mobile app that brings the stadium technology directly into fans' hands.

Designed to take fans from their home to the stadium and back, the app gives fans the ability to find their seats, as well as restrooms and concessions through turn-by-turn navigation when connected to stadium Wi-Fi. Nearly 2,000 beacons installed throughout the stadium enhance the app's wayfinding features, while the digital ticketing feature allows easier access into the building as well as complete control of tickets from anywhere. In addition to in-game Vikings content, the app connects fans with the rest of the NFL for fantasy football tracking, real-time stats and scores from other games.

Making the app unique compared to other venues is the combination of team content and stadium utility features, eliminating the need to toggle between apps. In year one, the team is exploring express pick-up, as well as in-seat ordering, from the stadium app in select areas of the stadium with the eventual goal of expanding those services to all fans.

In addition to cell service, fans can easily connect to the stadium's Wi-Fi system with 1,300 access points distributed throughout the stadium. Designed and installed by CenturyLink and AmpThink, the Wi-Fi system includes access points built into the handrails of the lower bowl seating sections to allow for enhanced connectivity for fans sitting close to the field.

Vikings fans stay connected to the action with content distributed to 2,000 high-definition televisions located throughout the stadium, including 16 video walls. With a full state-of-the-art 4k production room, U.S. Bank Stadium features 4k technology that brings sharp images to all video boards and televisions, making U.S. Bank Stadium the first NFL facility to implement a full 4k, IP-based video production system.

Two video boards located just above the main concourse anchor the east and west end zones and are purposely situated closer to the field than most stadiums to allow fans to see replays and in-game entertainment by simply shifting their eyes. Totalling more than 12,500 square feet combined, the new boards immediately stand out to fans. At 8,160 square feet, the west video board is the 10th largest in the NFL and 13 times larger than its predecessor at the Metrodome, while on the opposite end of the field, the east end zone board measures 50 feet high by 88 feet wide.



## LEGACY SHIP WELCOMES FANS TO U.S. BANK STADIUM

Even before fans step inside U.S. Bank Stadium, there will be no mistaking which NFL team plays in the building, thanks to a dramatic 160-foot long Legacy Ship that sits as a cornerstone of the three-acre Medtronic Plaza on the stadium's west side.

Inspired by legendary Viking longboats, the Legacy Ship is composed of contemporary metals, stone, concrete and wood and includes landscaping and theatrical lighting. The ship's figurehead is an abstract dragon that stands 43 feet above the ground.

The highlight feature of the Legacy Ship is a 2,000-square foot curved LED video board that serves as the ship's sail and the stadium's marquee. Measuring 40 feet tall by 50 feet wide, the mast's curved shape emulates a strong wind pushing the ship forward. The ship also includes seating and stainless steel railings, along with a timeline exhibit of historical Vikings moments. Eight shields featured on the hull and measuring five feet in diameter recognize U.S. Bank Stadium's Founding Partners.

Making the Legacy Ship even more unique is the incorporation of thousands of commemorative fan bricks that occupy approximately 3,500 square feet of the ship's deck. Established in 2014, the Legacy Brick program allowed Vikings fans a chance to etch their name in history with a personalized paver, and helped fund the construction of the stadium plaza and features. The 14,400 fans who purchased one of three designs also received a replica brick and a map displaying the location of their paver on the plaza.

"The Legacy Bricks were a perfect opportunity to recognize the passionate fans who have supported this team for more than 50 years," said Vikings Owner/President Mark Wilf.

Complementing the Legacy Ship and further emphasizing the Vikings tradition on Medtronic Plaza is The Horn, an aesthetically striking sculpture consisting of two gold and purple flowing ribbons that intertwine to resemble the Gjallarhorn sounded prior to Vikings games. Paid for privately by Medtronic and located just 85 feet from the world's largest pivoting glass doors, the sculpture is more than 100 feet long, 25 feet high and 30 feet wide and weighs over 38 tons. The Horn is constructed of structural tube steel and plate steel framing, and painted metal panels; the inside surfaces of both ribbons are polished and seamless stainless steel mirrors. Embedded LED lighting will ensure the sculpture remains visible at night.



## LOCAL ARTWORK ON DISPLAY IN U.S. BANK STADIUM

To honor and celebrate Minnesota's talented artists and craftsmen within U.S. Bank Stadium, the Vikings commissioned nearly 40 local artists to contribute to an extensive art collection throughout the building. Funded privately by the Vikings and the Wilf family, the collection includes 350 pieces of original work and 250 oversized photographs that reflect Vikings history and Minnesota culture.

"The team is always focused on ways to celebrate the community and our fans," said Vikings Owner/Chairman Zygi Wilf. "Soliciting and funding this collection of art from Minnesotans is another way to connect with the community in a very unique way that not only Vikings fans, but all stadium users, can enjoy. The partnership also continues the theme of utilizing Minnesotans throughout the design and construction of U.S. Bank Stadium."

Three prominent Vikings alumni – Matt Blair, Carl Eller and Jim Marshall – along with Hall of Fame Head Coach Bud Grant, contributed to the art collection.

Known as an avid photographer during and after his playing days, Blair's behind-the-scenes access and keen photographic eye led to his capturing a rare glimpse of Vikings history. His photos provide fans with a unique and poignant view into one man's



career and the team for which he played. Eller's ceramic bowl sculpture representing Minnesota lakes and molded to give the effect of water and motion, pay homage to the Land of 10,000 Lakes, while Marshall's recreation of the "Silver Eagle," which he consistently drew on his playing gear during his 17-year Vikings career, brings fans back to the time he dominated Vikings opponents.

Along with photographs and sculptures, two wall murals span the north and south concourses of U.S. Bank Stadium. Minnesota artist Greg Gossel's pop-inspired mural on the stadium's south side represents the rich and storied history of the Vikings franchise. Titled "The Vikings are Coming!" the piece measures 17 feet tall by 85 feet high and incorporates vintage ticket stubs, game programs and other team artifacts.

The selection process of U.S. Bank Stadium's art collection began in January 2015 when nearly 1,100 artists submitted their portfolios and previous works. California-based Sports & The Arts assisted in the curation and placement process.

## U.S. BANK STADIUM BY THE NUMBERS

- 1.75 million** Total square footage of the footprint of the building. U.S. Bank Stadium is twice the size of the Metrodome that once stood on the same spot.
- 5** World's largest pivoting doors on the stadium's west side, ranging in size from 95 to 75 feet high and 55 feet wide.
- 200,000** Square footage of glass that is used throughout the stadium, including the large glass wall on the stadium's west side that gives fans an excellent view of the downtown Minneapolis skyline.
- 240,000** Square footage of ETFE, the durable transparent material that makes up 60% of the stadium's roof.
- 66,655** Stadium's seating capacity for events and Vikings home games. The stadium will accommodate 70,000 people for larger events such as Super LII in 2018.
- 12,560** Combined square footage of east and west video boards. At 8,160 square feet, the west video board is 13 times larger than its predecessor.
- 2,000** High-definition televisions that will be spread throughout the stadium, ensuring viewing capabilities for fans at all times.
- 1,300** Wi-Fi access points scattered within the stadium. "Clam shell" access points will be located within the hand rails of stadium sections connecting all fans even in the seating bowl.
- \$1.1 billion** Total cost of U.S. Bank Stadium. The Vikings contributed \$607 million -- including more than \$130 million in additional funding from the original team/private \$477 million commitment. The State of Minnesota and City of Minneapolis combined to contribute \$498 million to the project.
- 41** Feet from the sidelines to the closest seats in the house, bringing fans closer to the action than any other NFL stadium.
- 30** Months of construction from start to finish. Ground was broken on the new building on December 3, 2013, and the keys to the building were delivered from Minnesota-based Mortenson Construction on June 17, 2016, six weeks ahead of schedule.
- 272** Feet to the tallest point of the building. Standing nearly 30 stories tall, U.S. Bank Stadium peaks at the stadium's west prow.
- \$1 billion** Development in no less than 20 projects announced in the area surrounding U.S. Bank Stadium, generated since the stadium project was announced.
- 1,500** Workers on site at the peak of the construction process. Nearly 8,000 construction workers that contributed to the construction of U.S. Bank Stadium.
- 350** Pieces of commissioned artwork will be on display inside U.S. Bank Stadium, including two large murals on the north and south walls of the main concourse. In addition, 250 framed photographs will be hung throughout the new building.
- 40** Artists from the state of Minnesota were commissioned to be a part of the stadium's high-quality art collection. Included in the collection are three former players -- Matt Blair, Carl Eller and Jim Marshall -- and legendary head coach Bud Grant.
- 300** Minnesota-based companies were involved in the construction of U.S. Bank Stadium. Led by construction manager Mortenson Construction. More than 90% of the companies that had a hand in building the new stadium are based in Minnesota.
- 33** Escalators are located throughout the building, connecting fans to the seven levels of the stadium. In comparison, the Metrodome had zero escalators.
- 11** Elevators will allow fans to seamlessly transition between the seven levels of U.S. Bank Stadium.



# EIGHT COMPANIES JOIN AS STADIUM FOUNDING PARTNERS

On June 15, 2015, U.S. Bank, the fifth-largest commercial bank in the United States, and the Vikings announced a 20-year partnership and introduced U.S. Bank Stadium. The announcement highlighted two prominent and storied Minnesota institutions coming together with a focus on strengthening the economic and social well-being of the state and the Minneapolis-St. Paul community.

Since the U.S. Bank Partnership, the Vikings have added the following eight Founding Partners that will help provide a superior experience for stadium users and align with the Vikings efforts to have a positive impact on the community and the state:

- CenturyLink** The Exclusive Communications Provider of the Vikings will provide an integrated IP network, which will enable 1,300 Wi-Fi access points and allow stadium-wide Internet access, as well as provide content distribution to more than 2,000 high-definition televisions.
- Hy-Vee** The partnership includes prominent signage throughout the stadium as well as opportunities for branded concessions and specialty food offerings.
- Land O' Lakes** The Vikings and Land O' Lakes will collaborate on community outreach and business entertainment opportunities. Land O' Lakes will feature prominent signage throughout U.S. Bank Stadium.
- MillerCoors** MillerCoors will continue to host pre-game festivities, building on the popular Party on the Plaza, outside U.S. Bank Stadium prior to Vikings home games. They will also showcase a variety of brands throughout U.S. Bank Stadium.
- Mystic Lake** Mystic Lake's Club Purple is the most unique and dynamic of the stadium's club seating options. With both indoor and outdoor access, the club in the stadium's northwest corner also serves as the building's fantasy football hub.
- Pentair** The Official Sustainable Water Partner of the Vikings. In an effort to minimize bottled water use at U.S. Bank Stadium, Pentair-filtered drinking water will be available at water-filling and drinking stations throughout the stadium concourses, as well as in the suites and clubs. At the stadium, a combination of Pentair's proprietary advanced filtration technologies will further enhance the taste and quality of the incoming city water.
- Polaris** Polaris' extensive offering of powersports, motorcycles, utility and work vehicles will be featured in and around U.S. Bank Stadium on Vikings game days.
- Verizon** Helping fans stay connected throughout the game, Verizon will feature branded charging stations throughout U.S. Bank Stadium. The neutral host distributed antenna system in the stadium ensures all building users have cell phone capabilities.





# U.S. BANK STADIUM INAUGURAL SEASON

## **VIKINGS VITALS**

- Offensive and Defensive Statistics
  - Rosters and Depth Chart
    - Participation Chart
  - How The Vikings Were Built
    - Roster Moves
  - Game-By-Game Statistics
    - The Last Time

# VIKINGS 2016 REGULAR SEASON STATISTICS



## Won 2, Lost 0

9/1 W, 25-16 at Tennessee 63,816  
 9/18 W, 17-14 vs Green Bay 66,813

|                          | Minnesota      | Opponent       |
|--------------------------|----------------|----------------|
| <b>Total First Downs</b> | <b>30</b>      | <b>29</b>      |
| Rushing                  | 5              | 7              |
| Passing                  | 23             | 26             |
| Penalty                  | 2              | 6              |
| 3rd Down: Made/Att       | 10/28          | 14/27          |
| 3rd Down Pct.            | 35.7%          | 51.9%          |
| 4th Down: Made/Att       | 1/2            | 0/1            |
| 4th Down Pct.            | 50.0%          | 0.0%           |
| <b>Possession Avg.</b>   | <b>59:53</b>   | <b>60:07</b>   |
| <b>Total Net Yards</b>   | <b>585</b>     | <b>579</b>     |
| Avg. Per Game            | 292.5          | 289.5          |
| Total Plays              | 118            | 129            |
| Avg. Per Play            | 4.95           | 4.5            |
| <b>Net Yards Rushing</b> | <b>65</b>      | <b>147</b>     |
| Avg. Per Game            | 65.0           | 73.5           |
| Total Rushes             | 28             | 45             |
| <b>Net Yards Passing</b> | <b>520</b>     | <b>432</b>     |
| Avg. Per Game            | 260.0          | 216.0          |
| Sacked/Yards Lost        | 4/32           | 7/52           |
| Gross Yards              | 261            | 484            |
| Attempts/Completions     | 64/40          | 77/45          |
| Completion Pct.          | 62.5%          | 58.4%          |
| Had Intercepted          | 0              | 2              |
| <b>Punts/Average</b>     | <b>10/38.4</b> | <b>10/42.4</b> |
| <b>Net Punting Avg.</b>  | <b>35.9</b>    | <b>38.5</b>    |
| <b>Penalties/Yards</b>   | <b>16/176</b>  | <b>8/82</b>    |
| <b>Fumbles/Ball Lost</b> | <b>2/1</b>     | <b>6/4</b>     |
| <b>Touchdowns</b>        | <b>4</b>       | <b>4</b>       |
| Rushing                  | 0              | 1              |
| Passing                  | 2              | 3              |
| Returns                  | 2              | 0              |

| Score By Periods | Q1 | Q2 | Q3 | Q4 | OT | Pts |
|------------------|----|----|----|----|----|-----|
| Vikings          | 0  | 10 | 19 | 13 | 0  | 42  |
| Opponents        | 10 | 7  | 0  | 13 | 0  | 30  |

| Scoring          | TD       | Ru       | Pa       | Rt       | PAT        | FG         | 2Pt      | Pts       |
|------------------|----------|----------|----------|----------|------------|------------|----------|-----------|
| S.Diggs          | 1        | 0        | 1        | 0        | 0/0        | 0/0        | 0        | 6         |
| K.Rudolph        | 1        | 0        | 1        | 0        | 0/0        | 0/0        | 0        | 6         |
| B.Walsh          | 0        | 0        | 0        | 0        | 2/3        | 5/7        | 0        | 17        |
| E.Kendricks      | 1        | 0        | 0        | 1        | 0/0        | 0/0        | 0        | 6         |
| D.Hunter         | 1        | 0        | 0        | 1        | 0/0        | 0/0        | 0        | 6         |
| <b>Vikings</b>   | <b>2</b> | <b>0</b> | <b>2</b> | <b>2</b> | <b>2/3</b> | <b>5/7</b> | <b>0</b> | <b>42</b> |
| <b>Opponents</b> | <b>4</b> | <b>1</b> | <b>3</b> | <b>0</b> | <b>1/1</b> | <b>1/1</b> | <b>0</b> | <b>30</b> |

2-Pt. Conversions: Team 0/0, Opponents: 0/1

Sacks: D.Hunter 2.0, L.Joseph 2.0, Tom. Johnson 1.0, B. Robison 1.0, E. Griffen 1.0

Team: 7.0, Opponents: 4.0

| RUSHING          | No.       | Yds       | Avg        | Long      | TD       |
|------------------|-----------|-----------|------------|-----------|----------|
| A.Peterson       | 31        | 50        | 1.6        | 9         | 0        |
| M.Asiate         | 10        | 27        | 2.7        | 12        | 0        |
| S.Hill           | 2         | 8         | 4.0        | 9         | 0        |
| C.Patterson      | 2         | 6         | 3.0        | 8         | 0        |
| J.McKinnon       | 3         | 8         | 6.0        | 6         | 0        |
| S.Diggs          | 1         | -1        | -1.0       | -1        | 0        |
| S.Bradford       | 1         | -3        | -3.0       | -3        | 0        |
| <b>Vikings</b>   | <b>28</b> | <b>65</b> | <b>2.3</b> | <b>9</b>  | <b>0</b> |
| <b>Opponents</b> | <b>22</b> | <b>64</b> | <b>2.9</b> | <b>12</b> | <b>0</b> |

| RECEIVING        | No.       | Yds        | Avg         | Long      | TD       |
|------------------|-----------|------------|-------------|-----------|----------|
| S.Diggs          | 18        | 285        | 15.8        | 46        | 1        |
| K.Rudolph        | 7         | 96         | 13.7        | 21        | 1        |
| A.Thielen        | 8         | 95         | 11.9        | 21        | 0        |
| C.Patterson      | 1         | 6          | 6.0         | 6         | 0        |
| C.Johnson        | 3         | 20         | 6.7         | 7         | 0        |
| J.McKinnon       | 2         | 2          | 1.0         | 3         | 0        |
| <b>Vikings</b>   | <b>40</b> | <b>522</b> | <b>13.1</b> | <b>46</b> | <b>2</b> |
| <b>Opponents</b> | <b>45</b> | <b>484</b> | <b>10.8</b> | <b>39</b> | <b>3</b> |

| INTERCEPTIONS    | No.      | Yds       | Avg         | Long       | TD       |
|------------------|----------|-----------|-------------|------------|----------|
| T.Waynes         | 1        | 4         | 4.0         | 4          | 0        |
| E.Kendricks      | 1        | 77        | 77.0        | 77t        | 1        |
| <b>Vikings</b>   | <b>2</b> | <b>81</b> | <b>40.5</b> | <b>77t</b> | <b>1</b> |
| <b>Opponents</b> | <b>0</b> | <b>0</b>  | <b>0.0</b>  | <b>0</b>   | <b>0</b> |

| PUNTING          | No.       | Yds        | Avg         | Net         | TB       | In20     | Lg        | B        |
|------------------|-----------|------------|-------------|-------------|----------|----------|-----------|----------|
| J.Locke          | 10        | 386        | 38.4        | 35.9        | 0        | 6        | 51        | 0        |
| <b>Vikings</b>   | <b>10</b> | <b>386</b> | <b>38.4</b> | <b>35.9</b> | <b>0</b> | <b>6</b> | <b>51</b> | <b>0</b> |
| <b>Opponents</b> | <b>10</b> | <b>424</b> | <b>42.4</b> | <b>38.5</b> | <b>1</b> | <b>2</b> | <b>64</b> | <b>0</b> |

| PUNT RETURNS     | Ret      | FC       | Yds       | Avg        | Long      | TD       |
|------------------|----------|----------|-----------|------------|-----------|----------|
| M.Sherels        | 3        | 4        | 10        | 3.3        | 12        | 0        |
| C.Patterson      | 0        | 0        | 9         | 0.0        | 9         | 0        |
| <b>Vikings</b>   | <b>3</b> | <b>1</b> | <b>19</b> | <b>6.3</b> | <b>12</b> | <b>0</b> |
| <b>Opponents</b> | <b>2</b> | <b>7</b> | <b>16</b> | <b>8.0</b> | <b>14</b> | <b>0</b> |

| KICKOFF RETURNS  | No.      | Yds        | Avg         | Long      | TD       |
|------------------|----------|------------|-------------|-----------|----------|
| C.Patterson      | 3        | 123        | 41.0        | 61        | 0        |
| <b>Vikings</b>   | <b>3</b> | <b>123</b> | <b>41.0</b> | <b>61</b> | <b>0</b> |
| <b>Opponents</b> | <b>6</b> | <b>139</b> | <b>23.2</b> | <b>31</b> | <b>0</b> |

| FIELD GOALS      | 1-19       | 20-29      | 30-39      | 40-49      | 50+        |
|------------------|------------|------------|------------|------------|------------|
| B.Walsh          | 0/0        | 0/0        | 2/3        | 2/2        | 1/2        |
| <b>Vikings</b>   | <b>0/0</b> | <b>0/0</b> | <b>2/3</b> | <b>2/2</b> | <b>1/2</b> |
| <b>Opponents</b> | <b>0/0</b> | <b>1/1</b> | <b>0/0</b> | <b>0/0</b> | <b>0/0</b> |

Fumbles Lost: 1 Total: 2

Opponent Fumble Recoveries: A. Sendejo 2, D. Hunter 1, S. Stephen 1 Total: 2

Walsh: (37WL, 56WL, 50, 33, 45, 30,46)

Opponent: (28)

| PASSING          | Att       | Cmp       | Yds        | Cmp%         | Yds/Att    | TD       | TD%         | Int      | Int%        | Long      | Sack        | Rating      |
|------------------|-----------|-----------|------------|--------------|------------|----------|-------------|----------|-------------|-----------|-------------|-------------|
| S. Bradford      | 31        | 22        | 286        | 62.5%        | 7.3        | 2        | 9.0%        | 0        | 0.0%        | 46        | 4/32        | 121.2       |
| S. Hill          | 33        | 18        | 236        | 54.5%        | 7.2        | 0        | 0.0%        | 0        | 0.0%        | 33        | 0/0         | 77.3        |
| <b>Vikings</b>   | <b>64</b> | <b>40</b> | <b>522</b> | <b>62.5%</b> | <b>7.3</b> | <b>2</b> | <b>9.0%</b> | <b>0</b> | <b>0.0%</b> | <b>46</b> | <b>4/32</b> | <b>99.3</b> |
| <b>Opponents</b> | <b>77</b> | <b>45</b> | <b>484</b> | <b>58.4%</b> | <b>6.6</b> | <b>2</b> | <b>4.4%</b> | <b>2</b> | <b>2.6%</b> | <b>39</b> | <b>7/52</b> | <b>78.3</b> |

# VIKINGS 2016 REGULAR SEASON STATISTICS



|                   | TKL        | AST       | COMB       | SACK       | TFL       | QBH       | INT      | PD        | FF       | FR       |
|-------------------|------------|-----------|------------|------------|-----------|-----------|----------|-----------|----------|----------|
| Trae Waynes       | 25         | 4         | 29         | 0.0        | 1         | 0         | 1        | 4         | 0        | 0        |
| Harrison Smith    | 11         | 9         | 26         | 0.0        | 1         | 0         | 0        | 1         | 0        | 0        |
| Andrew Sendejo    | 11         | 5         | 16         | 0.0        | 0         | 0         | 0        | 0         | 0        | 2        |
| Linval Joseph     | 7          | 9         | 16         | 2.0        | 4         | 7         | 0        | 0         | 1        | 0        |
| Eric Kendricks    | 8          | 4         | 12         | 0.0        | 2         | 0         | 1        | 1         | 1        | 0        |
| Terence Newman    | 8          | 2         | 10         | 0.0        | 0         | 0         | 0        | 2         | 0        | 0        |
| Danielle Hunter   | 6          | 2         | 8          | 2.0        | 2         | 7         | 0        | 0         | 1        | 1        |
| Captain Munnerlyn | 3          | 4         | 7          | 0.0        | 1         | 0         | 0        | 1         | 0        | 0        |
| Everson Griffen   | 5          | 1         | 6          | 1.0        | 1         | 10        | 0        | 0         | 1        | 0        |
| Anthony Barr      | 4          | 2         | 6          | 0.0        | 0         | 5         | 0        | 1         | 0        | 0        |
| Shamar Stephen    | 4          | 2         | 6          | 0.0        | 0         | 0         | 0        | 0         | 0        | 1        |
| Tom Johnson       | 2          | 3         | 5          | 1.0        | 2         | 10        | 0        | 0         | 0        | 0        |
| Brian Robison     | 2          | 2         | 4          | 1.0        | 2         | 1         | 0        | 1         | 1        | 0        |
| Chad Greenway     | 1          | 2         | 3          | 0.0        | 1         | 0         | 0        | 0         | 0        | 0        |
| Justin Trattou    | 0          | 0         | 0          | 0.0        | 0         | 1         | 0        | 0         | 0        | 0        |
| <b>TOTALS</b>     | <b>103</b> | <b>51</b> | <b>154</b> | <b>7.0</b> | <b>17</b> | <b>51</b> | <b>2</b> | <b>11</b> | <b>5</b> | <b>4</b> |

## SACKS

|               | SACKS      |
|---------------|------------|
| D. Hunter     | 2.0        |
| L. Joseph     | 2.0        |
| E. Griffen    | 1.0        |
| B. Robison    | 1.0        |
| T. Johnson    | 1.0        |
| <b>TOTALS</b> | <b>7.0</b> |

## TACKLES FOR LOSS

|               | TFL       |
|---------------|-----------|
| L. Joseph     | 4         |
| E. Kendricks  | 2         |
| B. Robison    | 2         |
| T. Johnson    | 2         |
| D. Hunter     | 2         |
| H. Smith      | 1         |
| E. Griffen    | 1         |
| C. Greenway   | 1         |
| C. Munnerlyn  | 1         |
| T. Waynes     | 1         |
| <b>TOTALS</b> | <b>17</b> |

## QUARTERBACK HURRIES

|               | QBH       |
|---------------|-----------|
| E. Griffen    | 10        |
| T. Johnson    | 10        |
| D. Hunter     | 7         |
| L. Joseph     | 7         |
| A. Barr       | 5         |
| B. Robison    | 1         |
| J. Trattou    | 1         |
| <b>TOTALS</b> | <b>51</b> |

## SPECIAL TEAMS

|               | SOLO     | AST      | TOT       | FF       | FR       | BL       |
|---------------|----------|----------|-----------|----------|----------|----------|
| A. Thielen    | 2        | 0        | 2         | 0        | 0        | 0        |
| J. McKinnon   | 1        | 1        | 2         | 0        | 0        | 0        |
| A. Sendejo    | 1        | 1        | 2         | 0        | 0        | 0        |
| E. Lamur      | 0        | 2        | 2         | 0        | 0        | 0        |
| A. Harris     | 1        | 1        | 2         | 0        | 0        | 0        |
| J. Kearse     | 1        | 0        | 1         | 0        | 0        | 0        |
| Z. Line       | 1        | 0        | 1         | 0        | 0        | 0        |
| J. McKinnon   | 1        | 0        | 1         | 0        | 0        | 0        |
| M. Sherels    | 1        | 0        | 1         | 0        | 0        | 0        |
| M. Alexander  | 0        | 1        | 1         | 0        | 0        | 0        |
| D. Hunter     | 0        | 1        | 1         | 0        | 0        | 0        |
| A. Cole       | 0        | 1        | 1         | 0        | 0        | 0        |
| <b>TOTALS</b> | <b>9</b> | <b>8</b> | <b>17</b> | <b>0</b> | <b>0</b> | <b>0</b> |

## PASSES DEFENSED

|               | PD        |
|---------------|-----------|
| T. Waynes     | 4         |
| T. Newman     | 2         |
| C. Munnerlyn  | 1         |
| A. Barr       | 1         |
| B. Robison    | 1         |
| E. Kendricks  | 1         |
| H. Smith      | 1         |
| <b>TOTALS</b> | <b>11</b> |

## INTERCEPTIONS

|               | INTS     |
|---------------|----------|
| E. Kendricks  | 1        |
| T. Waynes     | 1        |
| <b>TOTALS</b> | <b>2</b> |

# VIKINGS 2016 ALPHABETICAL ROSTER



UPDATED: SEPTEMBER 19, 2016

| No. | Name                   | Pos | Ht   | Wt  | Age | Birthdate | Exp | College              | HS Hometown            | Acquired    |
|-----|------------------------|-----|------|-----|-----|-----------|-----|----------------------|------------------------|-------------|
| 20  | Alexander, Mackensie   | CB  | 5-10 | 192 | 22  | 11/12/93  | R   | Clemson              | Immokalee, FL          | D2'16       |
| 44  | Asiata, Matt           | RB  | 6-0  | 219 | 29  | 7/24/87   | 5   | Utah                 | Santa Ana, CA          | FA'12       |
| 55  | Barr, Anthony          | LB  | 6-5  | 255 | 24  | 3/18/92   | 3   | UCLA                 | San Pedro, CA          | D1a'14      |
| 61  | Berger, Joe            | C   | 6-5  | 305 | 34  | 5/25/82   | 12  | Michigan Tech        | Newaygo, MI            | FA'11       |
| 76  | Boone, Alex            | G   | 6-8  | 310 | 29  | 5/4/87    | 7   | Ohio State           | Lakewood, OH           | UFA'16      |
| 8   | Bradford, Sam          | QB  | 6-4  | 224 | 28  | 11/8/87   | 7   | Oklahoma             | Oklahoma City, OK      | T (PHI)'16  |
| 40  | Brothers, Kentrell     | LB  | 6-1  | 242 | 23  | 2/8/93    | R   | Missouri             | Edmond, OK             | D5'16       |
| 68  | Clemmings, T.J.        | T   | 6-5  | 309 | 24  | 11/18/91  | 2   | Pittsburgh           | Teaneck, N.J.          | D4'15       |
| 57  | Cole, Audie            | LB  | 6-5  | 248 | 27  | 6/1/89    | 5   | NC State             | Monroe, MI             | D7a'12      |
| 14  | Diggs, Stefon          | WR  | 6-0  | 191 | 22  | 11/29/93  | 2   | Maryland             | Gaithersburg, MD       | D5b'15      |
| 62  | Easton, Nick           | C   | 6-3  | 303 | 24  | 6/16/92   | 2   | Harvard              | Lenoir, N.C.           | T (SF)'15   |
| 85  | Ellison, Rhett         | TE  | 6-5  | 250 | 27  | 10/3/88   | 5   | Southern California  | Portola Valley, CA     | D4b'12      |
| 73  | Floyd, Sharrif         | DT  | 6-3  | 311 | 25  | 5/28/91   | 4   | Florida              | Philadelphia, PA       | D1a'13      |
| 63  | Fusco, Brandon         | G   | 6-4  | 306 | 28  | 7/26/88   | 6   | Slippery Rock        | Cranberry Township, PA | D6c'11      |
| 52  | Greenway, Chad         | LB  | 6-3  | 237 | 33  | 1/12/83   | 11  | Iowa                 | Mt. Vernon, S.D.       | D1'06       |
| 97  | Griffen, Everson       | DE  | 6-3  | 273 | 28  | 12/22/87  | 7   | Southern California  | Avondale, AZ           | D4'10       |
| 41  | Harris, Anthony        | S   | 6-1  | 192 | 24  | 10/9/91   | 2   | Virginia             | Chesterfield, VA       | UDFA'15     |
| 13  | Hill, Shaun            | QB  | 6-3  | 230 | 36  | 1/9/80    | 15  | Maryland             | Parsons, KS            | FA'15       |
| 99  | Hunter, Danielle       | DE  | 6-5  | 252 | 21  | 10/29/94  | 2   | LSU                  | Katy, TX               | D3'15       |
| 12  | Johnson, Charles       | WR  | 6-2  | 217 | 27  | 2/27/89   | 4   | Grand Valley State   | Erlanger, KY           | PS (CLE)'14 |
| 92  | Johnson, Tom           | DT  | 6-3  | 288 | 32  | 8/30/84   | 6   | Southern Mississippi | Moss Point, MS         | FA'14       |
| 98  | Joseph, Linval         | DT  | 6-4  | 329 | 27  | 10/10/88  | 7   | East Carolina        | Gainesville, FL        | FA'14       |
| 75  | Kalil, Matt            | T   | 6-7  | 317 | 27  | 7/6/89    | 5   | Southern California  | Corona, CA             | D1a'12      |
| 27  | Kearse, Jayron         | S   | 6-4  | 215 | 22  | 2/11/94   | R   | Clemson              | Ft. Myers, FL          | D7b'16      |
| 54  | Kendricks, Eric        | LB  | 6-0  | 232 | 24  | 2/29/92   | 2   | UCLA                 | Fresno, CA             | D2'15       |
| 67  | Kerin, Zac             | G   | 6-5  | 305 | 25  | 8/13/91   | 2   | Toledo               | Lewis Center, OH       | UDFA'14     |
| 59  | Lamur, Emmanuel        | LB  | 6-4  | 245 | 27  | 6/8/89    | 5   | Kansas State         | West Palm Beach, FL    | UFA'16      |
| 48  | Line, Zach             | FB  | 6-1  | 233 | 26  | 4/26/90   | 4   | SMU                  | Oxford, MI             | UDFA'13     |
| 18  | Locke, Jeff            | P   | 6-0  | 195 | 26  | 9/27/89   | 4   | UCLA                 | Glendale, AZ           | D5'13       |
| 47  | McDermott, Kevin       | LS  | 6-5  | 240 | 26  | 1/12/90   | 4   | UCLA                 | Nashville, TN          | FA'15       |
| 21  | McKinnon, Jerick       | RB  | 5-9  | 205 | 24  | 5/3/92    | 3   | Georgia Southern     | Marietta, GA           | D3b'14      |
| 89  | Morgan, David          | TE  | 6-4  | 265 | 23  | 5/19/93   | R   | Texas-San Antonio    | Marble Falls, TX       | D6b'16      |
| 24  | Munnerlyn, Captain     | CB  | 5-9  | 195 | 28  | 4/10/88   | 8   | South Carolina       | Mobile, AL             | FA'14       |
| 23  | Newman, Terence        | CB  | 5-10 | 197 | 38  | 9/4/78    | 14  | Kansas State         | Salina, KS             | FA'15       |
| 84  | Patterson, Cordarrelle | WR  | 6-2  | 220 | 25  | 3/17/91   | 4   | Tennessee            | Rockhill, S.C.         | D1c'13      |
| 28  | Peterson, Adrian       | RB  | 6-1  | 220 | 31  | 3/21/85   | 10  | Oklahoma             | Palestine, TX          | D1'07       |
| 83  | Pruitt, MyCole         | TE  | 6-2  | 258 | 24  | 3/24/92   | 2   | Southern Illinois    | St. Louis, MO          | D5a'15      |
| 29  | Rhodes, Xavier         | CB  | 6-1  | 218 | 26  | 6/19/90   | 4   | Florida State        | Miami, FL              | D1b'13      |
| 51  | Robinson, Edmond       | LB  | 6-3  | 245 | 24  | 2/23/92   | 2   | Newberry             | Wadmalaw Island, S.C.  | D7b'15      |
| 96  | Robison, Brian         | DE  | 6-3  | 259 | 33  | 4/27/83   | 10  | Texas                | Splendora, TX          | D4'07       |
| 82  | Rudolph, Kyle          | TE  | 6-6  | 265 | 26  | 11/9/89   | 6   | Notre Dame           | Cincinnati, OH         | D2'11       |
| 34  | Sendejo, Andrew        | S   | 6-1  | 210 | 28  | 9/9/87    | 6   | Rice                 | San Antonio, TX        | FA'11       |
| 35  | Sherels, Marcus        | CB  | 5-10 | 175 | 28  | 9/30/87   | 6   | Minnesota            | Rochester, MN          | UDFA'10     |
| 78  | Sirles, Jeremiah       | T   | 6-6  | 315 | 25  | 8/8/91    | 3   | Nebraska             | Lakewood, CO           | T (SD)'15   |
| 71  | Smith, Andre           | T   | 6-4  | 325 | 29  | 1/25/87   | 8   | Alabama              | Birmingham, AL         | UFA'16      |
| 22  | Smith, Harrison        | S   | 6-2  | 214 | 27  | 2/2/89    | 5   | Notre Dame           | Knoxville, TN          | D1b'12      |
| 93  | Stephen, Shamar        | DT  | 6-5  | 310 | 25  | 2/25/91   | 3   | Connecticut          | Westbury, N.Y.         | D7a'14      |
| 19  | Thielen, Adam          | WR  | 6-2  | 200 | 26  | 8/22/90   | 3   | Minnesota State      | Detroit Lakes, MN      | UDFA'13     |
| 94  | Trattou, Justin        | DE  | 6-4  | 258 | 28  | 8/28/88   | 5   | Florida              | Ramsey, N.J.           | FA'13       |
| 11  | Treadwell, Laquon      | WR  | 6-2  | 215 | 21  | 6/14/95   | R   | Mississippi          | Crete, IL              | D1'16       |
| 3   | Walsh, Blair           | K   | 5-10 | 170 | 26  | 1/8/90    | 5   | Georgia              | Boca Raton, FL         | D6'12       |
| 26  | Waynes, Trae           | CB  | 6-0  | 190 | 24  | 7/25/92   | 2   | Michigan State       | Kenosha, WI            | D1'15       |
| 17  | Wright, Jarius         | WR  | 5-10 | 191 | 26  | 11/25/89  | 5   | Arkansas             | Warren, AR             | D4a'12      |

ACTIVE ROSTER - 53

## 2016 MINNESOTA VIKINGS COACHING STAFF

**Head Coach:** Mike Zimmer

**Coordinators:** George Edwards (Defensive Coordinator), Mike Priefer (Special Teams Coordinator), Norv Turner (Offensive Coordinator). **Assistants:** Tony Sparano (Offensive Line), Ryan Ficken (Assistant Special Teams), Hank Fraley (Assistant Offensive Line), Jonathan Gannon (Assistant Defensive Backs), Jerry Gray (Defensive Backs), Jeff Howard (Defensive Assistant), Jeff Hurd (Assistant Strength & Conditioning Coach), Andrew Janocko (Quality Control - Offense), Chaz Mahle (Assistant Strength & Conditioning Coach), Brent Salazar (Strength & Conditioning Coach), Andre Patterson (Defensive Line), Drew Petzing (Offensive Assistant), Robert Rodriguez (Assistant Defensive Line), Pat Shurmur (Tight Ends), George Stewart (Wide Receivers), Scott Turner (Quarterbacks), Kevin Stefanski (Running Backs), Adam Zimmer (Linebackers).

# VIKINGS 2016 NUMERICAL ROSTER



UPDATED: SEPTEMBER 19, 2016

| No. | Name                  | Pos | Ht   | Wt  | Age | Birthdate | Exp | College              | HS Hometown            | Acquired    |
|-----|-----------------------|-----|------|-----|-----|-----------|-----|----------------------|------------------------|-------------|
| 3   | Blair Walsh           | K   | 5-10 | 170 | 26  | 1/8/90    | 5   | Georgia              | Boca Raton, FL         | D6'12       |
| 8   | Sam Bradford          | QB  | 6-4  | 224 | 28  | 11/8/87   | 7   | Oklahoma             | Oklahoma City, OK      | T (PHI)'16  |
| 11  | Laquon Treadwell      | WR  | 6-2  | 215 | 21  | 6/14/95   | R   | Mississippi          | Crete, IL              | D1'16       |
| 12  | Charles Johnson       | WR  | 6-2  | 217 | 27  | 2/27/89   | 4   | Grand Valley State   | Erlanger, KY           | PS (Cle)'14 |
| 13  | Shaun Hill            | QB  | 6-3  | 230 | 36  | 1/9/80    | 15  | Maryland             | Parsons, KS            | FA'15       |
| 14  | Stefon Diggs          | WR  | 6-0  | 191 | 22  | 11/29/93  | 2   | Maryland             | Gaithersburg, MD       | D5b'15      |
| 17  | Jarius Wright         | WR  | 5-10 | 191 | 26  | 11/25/89  | 5   | Arkansas             | Warren, AR             | D4a'12      |
| 18  | Jeff Locke            | P   | 6-0  | 195 | 26  | 9/27/89   | 4   | UCLA                 | Glendale, AZ           | D5'13       |
| 19  | Adam Thielen          | WR  | 6-2  | 200 | 26  | 8/22/90   | 3   | Minnesota State      | Detroit Lakes, MN      | UDFA'13     |
| 20  | Mackensie Alexander   | CB  | 5-10 | 192 | 22  | 11/12/93  | R   | Clemson              | Immokalee, FL          | D2'16       |
| 21  | Jerick McKinnon       | RB  | 5-9  | 205 | 24  | 5/3/92    | 3   | Georgia Southern     | Marietta, GA           | D3b'14      |
| 22  | Harrison Smith        | S   | 6-2  | 214 | 27  | 2/2/89    | 5   | Notre Dame           | Knoxville, TN          | D1b'12      |
| 23  | Terence Newman        | CB  | 5-10 | 197 | 38  | 9/4/78    | 14  | Kansas State         | Salina, KS             | FA'15       |
| 24  | Captain Munnerlyn     | CB  | 5-9  | 195 | 28  | 4/10/88   | 8   | South Carolina       | Mobile, AL             | FA'14       |
| 26  | Trae Waynes           | CB  | 6-0  | 190 | 24  | 7/25/92   | 2   | Michigan State       | Kenosha, WI            | D1'15       |
| 27  | Jayron Kearse         | S   | 6-4  | 215 | 22  | 2/11/94   | R   | Clemson              | Ft. Myers, FL          | D7b'16      |
| 28  | Adrian Peterson       | RB  | 6-1  | 220 | 31  | 3/21/85   | 10  | Oklahoma             | Palestine, TX          | D1'07       |
| 29  | Xavier Rhodes         | CB  | 6-1  | 218 | 26  | 6/19/90   | 4   | Florida State        | Miami, FL              | D1b'13      |
| 34  | Andrew Sendejo        | S   | 6-1  | 210 | 28  | 9/9/87    | 6   | Rice                 | San Antonio, TX        | FA'11       |
| 35  | Marcus Sherels        | CB  | 5-10 | 175 | 28  | 9/30/87   | 6   | Minnesota            | Rochester, MN          | UDFA'10     |
| 40  | Kentrell Brothers     | LB  | 6-1  | 242 | 23  | 2/8/93    | R   | Missouri             | Edmond, OK             | D5'16       |
| 41  | Anthony Harris        | S   | 6-1  | 192 | 24  | 10/9/91   | 2   | Virginia             | Chesterfield, VA       | UDFA'15     |
| 44  | Matt Asiata           | RB  | 6-0  | 219 | 29  | 7/24/87   | 5   | Utah                 | Santa Ana, CA          | FA'12       |
| 47  | Kevin McDermott       | LS  | 6-5  | 240 | 26  | 1/12/90   | 4   | UCLA                 | Nashville, TN          | FA'15       |
| 48  | Zach Line             | FB  | 6-1  | 233 | 26  | 4/26/90   | 4   | SMU                  | Oxford, MI             | UDFA'13     |
| 51  | Edmond Robinson       | LB  | 6-3  | 245 | 24  | 2/23/92   | 2   | Newberry             | Wadmalaw Island, S.C.  | D7b'15      |
| 52  | Chad Greenway         | LB  | 6-3  | 237 | 33  | 1/12/83   | 11  | Iowa                 | Mt. Vernon, S.D.       | D1'06       |
| 54  | Eric Kendricks        | LB  | 6-0  | 232 | 24  | 2/29/92   | 2   | UCLA                 | Fresno, CA             | D2'15       |
| 55  | Anthony Barr          | LB  | 6-5  | 255 | 24  | 3/18/92   | 3   | UCLA                 | San Pedro, CA          | D1a'14      |
| 57  | Audie Cole            | LB  | 6-5  | 248 | 27  | 6/1/89    | 5   | NC State             | Monroe, MI             | D7a'12      |
| 59  | Emmanuel Lamur        | LB  | 6-4  | 245 | 27  | 6/8/89    | 5   | Kansas State         | West Palm Beach, FL    | UFA'16      |
| 61  | Joe Berger            | C   | 6-5  | 305 | 34  | 5/25/82   | 12  | Michigan Tech        | Newaygo, MI            | FA'11       |
| 62  | Nick Easton           | C   | 6-3  | 303 | 24  | 6/16/92   | 2   | Harvard              | Lenoir, N.C.           | T (SF)'15   |
| 63  | Brandon Fusco         | G   | 6-4  | 306 | 28  | 7/26/88   | 6   | Slippery Rock        | Cranberry Township, PA | D6c'11      |
| 67  | Zac Kerin             | G   | 6-5  | 305 | 25  | 8/13/91   | 2   | Toledo               | Lewis Center, OH       | UDFA'14     |
| 68  | T.J. Clemmings        | T   | 6-5  | 309 | 24  | 11/18/91  | 2   | Pittsburgh           | Teaneck, N.J.          | D4'15       |
| 71  | Andre Smith           | T   | 6-4  | 325 | 29  | 1/25/87   | 8   | Alabama              | Birmingham, AL         | UFA'16      |
| 73  | Sharrif Floyd         | DT  | 6-3  | 311 | 25  | 5/28/91   | 4   | Florida              | Philadelphia, PA       | D1a'13      |
| 75  | Matt Kalil            | T   | 6-7  | 317 | 27  | 7/6/89    | 5   | Southern California  | Corona, CA             | D1a'12      |
| 76  | Alex Boone            | G   | 6-8  | 310 | 29  | 5/4/87    | 7   | Ohio State           | Lakewood, OH           | UFA'16      |
| 78  | Jeremiah Sirles       | T   | 6-6  | 315 | 25  | 8/8/91    | 3   | Nebraska             | Lakewood, CO           | T (SD)'15   |
| 82  | Kyle Rudolph          | TE  | 6-6  | 265 | 26  | 11/9/89   | 6   | Notre Dame           | Cincinnati, OH         | D2'11       |
| 83  | MyCole Pruitt         | TE  | 6-2  | 258 | 24  | 3/24/92   | 2   | Southern Illinois    | St. Louis, MO          | D5a'15      |
| 84  | Cordarrelle Patterson | WR  | 6-2  | 220 | 25  | 3/17/91   | 4   | Tennessee            | Rockhill, S.C.         | D1c'13      |
| 85  | Rhett Ellison         | TE  | 6-5  | 250 | 27  | 10/3/88   | 5   | Southern California  | Portola Valley, CA     | D4b'12      |
| 89  | David Morgan          | TE  | 6-4  | 265 | 23  | 5/19/93   | R   | Texas-San Antonio    | Marble Falls, TX       | D6b'16      |
| 92  | Tom Johnson           | DT  | 6-3  | 288 | 32  | 8/30/84   | 6   | Southern Mississippi | Moss Point, MS         | FA'14       |
| 93  | Shamar Stephen        | DT  | 6-5  | 310 | 25  | 2/25/91   | 3   | Connecticut          | Westbury, N.Y.         | D7a'14      |
| 94  | Justin Trattou        | DE  | 6-4  | 258 | 28  | 8/28/88   | 5   | Florida              | Ramsey, N.J.           | FA'13       |
| 96  | Brian Robison         | DE  | 6-3  | 259 | 33  | 4/27/83   | 10  | Texas                | Splendor, TX           | D4'07       |
| 97  | Everson Griffen       | DE  | 6-3  | 273 | 28  | 12/22/87  | 7   | Southern California  | Avondale, AZ           | D4'10       |
| 98  | Linval Joseph         | DT  | 6-4  | 329 | 27  | 10/10/88  | 7   | East Carolina        | Gainesville, FL        | FA'14       |
| 99  | Danielle Hunter       | DE  | 6-5  | 252 | 21  | 10/29/94  | 2   | LSU                  | Katy, TX               | D3'15       |

ACTIVE ROSTER - 53

## PRACTICE SQUAD

| No. | Name              | Pos | Ht   | Wt  | Age | Birthdate | Exp | College               | HS Hometown       | Acquired |
|-----|-------------------|-----|------|-----|-----|-----------|-----|-----------------------|-------------------|----------|
| 2   | Joel Stave        | QB  | 6-5  | 230 | 24  | 5/16/92   | R   | Wisconsin             | Greenfield, WI    | UDFA'16  |
| 30  | C.J. Ham          | RB  | 5-11 | 235 | 23  | 7/22/93   | R   | Augustana             | Duluth, MN        | UDFA'16  |
| 31  | Julian Wilson     | CB  | 6-2  | 200 | 24  | 10/25/91  | 1   | Oklahoma              | Oklahoma City, OK | PS'16    |
| 36  | Tre Roberson      | CB  | 6-0  | 200 | 23  | 10/22/92  | R   | Illinois State        | Indianapolis, IN  | UDFA'16  |
| 64  | Willie Beavers    | G   | 6-5  | 322 | 22  | 10/2/93   | R   | Western Michigan      | Southfield, MI    | D4'16    |
| 69  | Isame Faciane     | G   | 6-4  | 302 | 25  | 5/11/91   | 2   | Florida International | Slidell, LA       | UDFA'14  |
| 81  | Moritz Böhringer  | WR  | 6-4  | 225 | 22  | 10/16/93  | R   | N/A                   | Aalen, Germany    | D6a'16   |
| 86  | Kyle Carter       | TE  | 6-3  | 245 | 23  | 12/17/92  | R   | Penn State            | New Castle, DE    | UDFA'16  |
| 90  | Toby Johnson      | DT  | 6-4  | 325 | 25  | 9/1/91    | 1   | Georgia               | College Park, GA  | PS'15    |
| 91  | Stephen Weatherly | DE  | 6-5  | 265 | 22  | 3/19/94   | R   | Vanderbilt            | Snellville, GA    | D7a'16   |

## RESERVE/NON-FOOTBALL INJURY

|   |                 |    |     |     |    |         |   |              |             |         |
|---|-----------------|----|-----|-----|----|---------|---|--------------|-------------|---------|
| 6 | Taylor Heinicke | QB | 6-1 | 210 | 23 | 3/15/93 | 2 | Old Dominion | Suwanee, GA | UDFA'15 |
|---|-----------------|----|-----|-----|----|---------|---|--------------|-------------|---------|

## RESERVE/NON-FOOTBALL ILLNESS

|    |             |   |     |     |    |         |   |      |            |           |
|----|-------------|---|-----|-----|----|---------|---|------|------------|-----------|
| 79 | Mike Harris | G | 6-5 | 338 | 27 | 12/5/88 | 5 | UCLA | Duarte, CA | W (SD)'14 |
|----|-------------|---|-----|-----|----|---------|---|------|------------|-----------|

## INJURED RESERVE

|    |                   |    |      |     |    |          |    |                |                   |        |
|----|-------------------|----|------|-----|----|----------|----|----------------|-------------------|--------|
| 5  | Teddy Bridgewater | QB | 6-2  | 215 | 23 | 11/10/92 | 3  | Louisville     | Miami, FL         | D1b'14 |
| 25 | Jabari Price      | CB | 5-11 | 200 | 24 | 8/31/92  | 3  | North Carolina | Pompano Beach, FL | D7c'14 |
| 32 | Antone Exum Jr.   | S  | 6-0  | 219 | 25 | 2/27/91  | 3  | Virginia Tech  | Glen Allen, VA    | D6a'14 |
| 33 | Michael Griffin   | S  | 6-0  | 215 | 31 | 1/4/85   | 10 | Texas          | Austin, TX        | FA'16  |
| 90 | B.J. DuBose       | DE | 6-4  | 284 | 24 | 1/19/92  | 1  | Louisville     | Oakland Park, FL  | D6b'15 |
| 95 | Scott Crichton    | DT | 6-3  | 273 | 24 | 10/30/91 | 3  | Oregon State   | Tacoma, WA        | D3a'14 |



# VIKINGS 2016 ROSTER-BY-POSITION



UPDATED: SEPTEMBER 19, 2016  
OFFENSE (25): Norv Turner

## Quarterbacks (2): Scott Turner

| No. | Name          | Pos | Ht  | Wt  | Age | Birthdate | Exp | College  | Hometown          | How Acq    |
|-----|---------------|-----|-----|-----|-----|-----------|-----|----------|-------------------|------------|
| 8   | Bradford, Sam | QB  | 6-4 | 224 | 28  | 11/8/87   | 7   | Oklahoma | Oklahoma City, OK | T (PHI)'16 |
| 13  | Hill, Shaun   | QB  | 6-3 | 230 | 36  | 1/9/80    | 15  | Maryland | Parsons, KS       | FA '15     |

## Running Backs (4): Kevin Stefanski

| No. | Name             | Pos | Ht  | Wt  | Age | Birthdate | Exp | College          | Hometown      | How Acq  |
|-----|------------------|-----|-----|-----|-----|-----------|-----|------------------|---------------|----------|
| 44  | Asiata, Matt     | RB  | 6-0 | 219 | 29  | 7/24/87   | 5   | Utah             | Santa Ana, CA | FA '12   |
| 48  | Line, Zach       | FB  | 6-1 | 233 | 26  | 4/26/90   | 4   | SMU              | Oxford, MI    | UDFA '13 |
| 21  | McKinnon, Jerick | RB  | 5-9 | 205 | 24  | 5/3/92    | 3   | Georgia Southern | Marietta, GA  | D3b '14  |
| 28  | Peterson, Adrian | RB  | 6-1 | 220 | 31  | 3/21/85   | 10  | Oklahoma         | Palestine, TX | D1 '07   |

## Wide Receivers (6): George Stewart/Drew Petzing

| No. | Name                   | Pos | Ht   | Wt  | Age | Birthdate | Exp | College            | Hometown          | How Acq     |
|-----|------------------------|-----|------|-----|-----|-----------|-----|--------------------|-------------------|-------------|
| 14  | Diggs, Stefon          | WR  | 6-0  | 191 | 22  | 11/29/93  | 2   | Maryland           | Gaithersburg, MD  | D5b '15     |
| 12  | Johnson, Charles       | WR  | 6-2  | 217 | 27  | 2/27/89   | 4   | Grand Valley State | Erlanger, KY      | PS (CLE)'14 |
| 84  | Patterson, Cordarrelle | WR  | 6-2  | 220 | 25  | 3/17/91   | 4   | Tennessee          | Rockhill, S.C.    | D1c '13     |
| 19  | Thielen, Adam          | WR  | 6-2  | 200 | 26  | 8/22/90   | 3   | Minnesota State    | Detroit Lakes, MN | UDFA '13    |
| 11  | Treadwell, Laquon      | WR  | 6-2  | 215 | 21  | 6/14/95   | R   | Mississippi        | Crete, IL         | D1 '16      |
| 17  | Wright, Jarius         | WR  | 5-10 | 191 | 26  | 11/25/89  | 5   | Arkansas           | Warren, AR        | D4a '12     |

## Tight Ends (4): Pat Shurmur/Andrew Janocko

| No. | Name           | Pos | Ht  | Wt  | Age | Birthdate | Exp | College             | Hometown           | How Acq |
|-----|----------------|-----|-----|-----|-----|-----------|-----|---------------------|--------------------|---------|
| 85  | Ellison, Rhett | TE  | 6-5 | 250 | 27  | 10/3/88   | 5   | Southern California | Portola Valley, CA | D4b '12 |
| 89  | Morgan, David  | TE  | 6-4 | 265 | 23  | 5/19/93   | R   | Texas-San Antonio   | Marble Falls, TX   | D6b '16 |
| 83  | Pruitt, MyCole | TE  | 6-2 | 258 | 24  | 3/24/92   | 2   | Southern Illinois   | St. Louis, MO      | D5a '15 |
| 82  | Rudolph, Kyle  | TE  | 6-6 | 265 | 26  | 11/9/89   | 6   | Notre Dame          | Cincinnati, OH     | D2 '11  |

## Offensive Line (9): Tony Sparano/Hank Fraley

| No. | Name             | Pos | Ht  | Wt  | Age | Birthdate | Exp | College             | Hometown               | How Acq    |
|-----|------------------|-----|-----|-----|-----|-----------|-----|---------------------|------------------------|------------|
| 61  | Berger, Joe      | C   | 6-5 | 305 | 34  | 5/25/82   | 12  | Michigan Tech       | Newaygo, MI            | FA '11     |
| 76  | Boone, Alex      | G   | 6-8 | 310 | 29  | 5/4/87    | 7   | Ohio State          | Lakewood, OH           | UFA '16    |
| 68  | Clemmings, T.J.  | T   | 6-5 | 309 | 24  | 11/18/91  | 2   | Pittsburgh          | Teaneck, N.J.          | D4 '15     |
| 62  | Easton, Nick     | C   | 6-3 | 303 | 24  | 6/16/92   | 2   | Harvard             | Lenoir, N.C.           | T (SF) '15 |
| 63  | Fusco, Brandon   | G   | 6-4 | 306 | 28  | 7/26/88   | 6   | Slippery Rock       | Cranberry Township, PA | D6c '11    |
| 75  | Kalil, Matt      | T   | 6-7 | 317 | 27  | 7/6/89    | 5   | Southern California | Corona, CA             | D1a '12    |
| 67  | Kerin, Zac       | G   | 6-5 | 305 | 25  | 8/13/91   | 2   | Toledo              | Levis Center, OH       | UDFA '14   |
| 78  | Sirles, Jeremiah | T   | 6-6 | 315 | 25  | 8/8/91    | 3   | Nebraska            | Lakewood, CO           | T (SD) '15 |
| 71  | Smith, Andre     | T   | 6-4 | 325 | 29  | 1/25/87   | 8   | Alabama             | Birmingham, AL         | UFA '16    |

## DEFENSE (25): George Edwards

### Defensive Line (8): Andre Patterson/Robert Rodriguez

| No. | Name             | Pos | Ht  | Wt  | Age | Birthdate | Exp | College              | Hometown         | How Acq |
|-----|------------------|-----|-----|-----|-----|-----------|-----|----------------------|------------------|---------|
| 73  | Floyd, Sharrif   | DT  | 6-3 | 311 | 25  | 5/28/91   | 4   | Florida              | Philadelphia, PA | D1a '13 |
| 97  | Griffen, Everson | DE  | 6-3 | 273 | 28  | 12/22/87  | 7   | Southern California  | Avondale, AZ     | D4 '10  |
| 99  | Hunter, Danielle | DE  | 6-5 | 252 | 21  | 10/29/94  | 2   | LSU                  | Katy, TX         | D3 '15  |
| 92  | Johnson, Tom     | DT  | 6-3 | 288 | 32  | 8/30/84   | 6   | Southern Mississippi | Moss Point, MS   | FA '14  |
| 98  | Joseph, Linval   | DT  | 6-4 | 329 | 27  | 10/10/88  | 7   | East Carolina        | Gainesville, FL  | FA '14  |
| 96  | Robison, Brian   | DE  | 6-3 | 259 | 33  | 4/27/83   | 10  | Texas                | Splendora, TX    | D4 '07  |
| 93  | Stephen, Shamar  | DT  | 6-5 | 310 | 25  | 2/25/91   | 3   | Connecticut          | Westbury, N.Y.   | D7a '14 |
| 94  | Trattou, Justin  | DE  | 6-4 | 258 | 28  | 8/28/88   | 5   | Florida              | Ramsey, N.J.     | FA '13  |

### Linebackers (7): Adam Zimmer

| No. | Name               | Pos | Ht  | Wt  | Age | Birthdate | Exp | College      | Hometown              | How Acq |
|-----|--------------------|-----|-----|-----|-----|-----------|-----|--------------|-----------------------|---------|
| 55  | Barr, Anthony      | LB  | 6-5 | 255 | 24  | 3/18/92   | 3   | UCLA         | San Pedro, CA         | D1a '14 |
| 40  | Brothers, Kentrell | LB  | 6-1 | 242 | 23  | 2/8/93    | R   | Missouri     | Edmond, OK            | D5 '16  |
| 57  | Cole, Audie        | LB  | 6-5 | 248 | 27  | 6/1/89    | 5   | NC State     | Monroe, MI            | D7a '12 |
| 52  | Greenway, Chad     | LB  | 6-3 | 237 | 33  | 1/12/83   | 11  | Iowa         | Mt. Vernon, S.D.      | D1 '06  |
| 54  | Kendricks, Eric    | LB  | 6-0 | 232 | 24  | 2/29/92   | 2   | UCLA         | Fresno, CA            | D2 '15  |
| 59  | Lamur, Emmanuel    | LB  | 6-4 | 245 | 27  | 6/8/89    | 5   | Kansas State | West Palm Beach, FL   | UFA '16 |
| 51  | Robinson, Edmond   | LB  | 6-3 | 245 | 24  | 2/23/92   | 2   | Newberry     | Wadmalaw Island, S.C. | D7b '15 |

### Defensive Backs (10): Jerry Gray/Jonathan Gannon

| No. | Name                 | Pos | Ht   | Wt  | Age | Birthdate | Exp | College        | Hometown         | How Acq  |
|-----|----------------------|-----|------|-----|-----|-----------|-----|----------------|------------------|----------|
| 20  | Alexander, Mackensie | CB  | 5-10 | 192 | 22  | 11/12/93  | R   | Clemson        | Immokalee, FL    | D2 '16   |
| 41  | Harris, Anthony      | S   | 6-1  | 192 | 24  | 10/9/91   | 2   | Virginia       | Chesterfield, VA | UDFA '15 |
| 27  | Kearse, Jayron       | S   | 6-4  | 215 | 22  | 2/11/94   | R   | Clemson        | Ft. Myers, FL    | D7b '16  |
| 24  | Munnerlyn, Captain   | CB  | 5-9  | 195 | 28  | 4/10/88   | 8   | South Carolina | Mobile, AL       | FA '14   |
| 23  | Newman, Terence      | CB  | 5-10 | 197 | 38  | 9/4/78    | 14  | Kansas State   | Salina, KS       | FA '15   |
| 29  | Rhodes, Xavier       | CB  | 6-1  | 218 | 26  | 6/19/90   | 4   | Florida State  | Miami, FL        | D1b '13  |
| 34  | Sendejo, Andrew      | S   | 6-1  | 210 | 28  | 9/9/87    | 6   | Rice           | San Antonio, TX  | FA '11   |
| 35  | Sherels, Marcus      | CB  | 5-10 | 175 | 28  | 9/30/87   | 6   | Minnesota      | Rochester, MN    | UDFA '10 |
| 22  | Smith, Harrison      | S   | 6-2  | 214 | 27  | 2/2/89    | 5   | Notre Dame     | Knoxville, TN    | D1b '12  |
| 26  | Waynes, Trae         | CB  | 6-0  | 190 | 24  | 7/25/92   | 2   | Michigan State | Kenosha, WI      | D1 '15   |

### SPECIAL TEAMS (3): Mike Priefer

#### Specialists (3): Mike Priefer/Ryan Ficken

| No. | Name             | Pos | Ht   | Wt  | Age | Birthdate | Exp | College | Hometown       | How Acq |
|-----|------------------|-----|------|-----|-----|-----------|-----|---------|----------------|---------|
| 18  | Locke, Jeff      | P   | 6-0  | 195 | 26  | 9/27/89   | 4   | UCLA    | Glendale, AZ   | D5 '13  |
| 47  | McDermott, Kevin | LS  | 6-5  | 240 | 26  | 1/12/90   | 4   | UCLA    | Nashville, TN  | FA '15  |
| 3   | Walsh, Blair     | K   | 5-10 | 170 | 26  | 1/8/90    | 5   | Georgia | Boca Raton, FL | D6 '12  |

ACTIVE ROSTER - 53

# VIKINGS 2016 ROSTER BY EXPERIENCE



## 15th Year (1)

Shaun Hill

## 14th Year (1)

Terence Newman

## 12th Year (1)

Joe Berger

## 11th Year (1)

Chad Greenway

## 10th Year (2)

Brian Peterson  
Brian Robison

## 8th Year (2)

Captain Mummerlyn  
Andre Smith

## 7th Year (4)

Alex Boone  
Sam Bradford  
Everson Griffen  
Linval Joseph

## 6th Year (5)

Brandon Fusco  
Tom Johnson  
Kyle Rudolph  
Andrew Sendejo  
Marcus Sherels

## 5th Year (10)

Matt Asiata  
Audie Cole  
Rhett Ellison  
Matt Kalil  
Emmanuel Lamur  
Harrison Smith  
Justin Trattou  
Blair Walsh  
Jarius Wright

## 4th Year (7)

Sharrif Floyd  
Charles Johnson  
Zach Line  
Jeff Locke  
Kevin McDermott  
Cordarrelle Patterson  
Xavier Rhodes

## 3rd Year (6)

Anthony Barr  
Teddy Bridgewater  
Jerick McKinnon  
Jeremiah Sirles  
Shamar Stephen  
Adam Thielen

## 2nd year (10)

T.J. Clemmings  
Stefon Diggs  
Nick Easton  
Anthony Harris  
Danielle Hunter  
Eric Kendricks  
Zac Kerin  
MyCole Pruitt  
Edmond Robinson  
Trae Waynes

## Rookies (5)

Mackensie Alexander  
Kentrell Brothers  
Jayron Kearse  
David Morgan  
Laquon Treadwell



# VIKINGS 2016 UNOFFICIAL DEPTH CHART



## OFFENSE

|            |                    |                            |                          |                        |
|------------|--------------------|----------------------------|--------------------------|------------------------|
| <b>WR:</b> | 12 Charles Johnson | 11 <u>Laquon Treadwell</u> |                          |                        |
| <b>LT:</b> | 75 Matt Kalil      | 68 T.J. Clemmings          |                          |                        |
| <b>LG:</b> | 76 Alex Boone      | 67 Zac Kerin               |                          |                        |
| <b>C:</b>  | 61 Joe Berger      | 62 Nick Easton             |                          |                        |
| <b>RG:</b> | 63 Brandon Fusco   |                            |                          |                        |
| <b>RT:</b> | 71 Andre Smith     | 78 Jeremiah Sirles         |                          |                        |
| <b>TE:</b> | 82 Kyle Rudolph    | 85 Rhett Ellison           | 83 MyCole Pruitt         | <u>89 David Morgan</u> |
| <b>WR:</b> | 14 Stefon Diggs    | 19 Adam Thielen            | 84 Cordarrelle Patterson | 17 Jarius Wright       |
| <b>QB:</b> | 13 Shaun Hill      | 8 Sam Bradford             |                          |                        |
| <b>FB:</b> | 48 Zach Line       |                            |                          |                        |
| <b>HB:</b> | 28 Adrian Peterson | 21 Jerick McKinnon         | 44 Matt Asiata           |                        |

## DEFENSE

|             |                    |                        |                               |  |
|-------------|--------------------|------------------------|-------------------------------|--|
| <b>LE:</b>  | 96 Brian Robison   | 99 Danielle Hunter     |                               |  |
| <b>DT:</b>  | 73 Sharrif Floyd   | 92 Tom Johnson         |                               |  |
| <b>NT:</b>  | 98 Linval Joseph   | 93 Shamar Stephen      |                               |  |
| <b>RE:</b>  | 97 Everson Griffen | 94 Justin Trattou      |                               |  |
| <b>WLB:</b> | 52 Chad Greenway   | 59 Emmanuel Lamur      |                               |  |
| <b>MLB:</b> | 54 Eric Kendricks  | 57 Audie Cole          | <u>40 Kentrell Brothers</u>   |  |
| <b>SLB:</b> | 55 Anthony Barr    | 51 Edmond Robinson     |                               |  |
| <b>LCB:</b> | 23 Terence Newman  | 26 Trae Waynes         | <u>20 Mackensie Alexander</u> |  |
| <b>RCB:</b> | 29 Xavier Rhodes   | 24 Captain Munnerlyn   | 35 Marcus Sherels             |  |
| <b>SS:</b>  | 34 Andrew Sendejo  | <u>27 Jayron Kears</u> |                               |  |
| <b>FS:</b>  | 22 Harrison Smith  | 41 Anthony Harris      |                               |  |

## SPECIALISTS

|            |                          |                   |  |
|------------|--------------------------|-------------------|--|
| <b>P:</b>  | 18 Jeff Locke            |                   |  |
| <b>K:</b>  | 3 Blair Walsh            |                   |  |
| <b>LS:</b> | 47 Kevin McDermott       |                   |  |
| <b>H:</b>  | 18 Jeff Locke            |                   |  |
| <b>KR:</b> | 84 Cordarrelle Patterson | 35 Marcus Sherels |  |
| <b>PR:</b> | 35 Marcus Sherels        | 19 Adam Thielen   |  |

\* Underlined players denotes rookies

## PRONUNCIATION GUIDE

| PLAYER.....                 | PRONUNCIATION |
|-----------------------------|---------------|
| Matt <b>Asiata</b> .....    | ah-SEE-ah-ta  |
| Joe <b>Berger</b> .....     | BUR-jur       |
| Audie Cole.....             | ODD-ee        |
| Stefon Diggs.....           | Steff-ON      |
| Brandon <b>Fusco</b> .....  | FUSS-co       |
| Danielle Hunter.....        | Duh-neal      |
| Linval Joseph.....          | lin-VALL      |
| Matt <b>Kalil</b> .....     | kuh-LIL       |
| Jayron Kears.....           | JAY-rah       |
| Zac <b>Kerin</b> .....      | CARE-in       |
| Emmanuel <b>Lamur</b> ..... | luh-MER       |
| Cordarrelle Patterson.....  | core-DARE-ul  |
| Brian <b>Robison</b> .....  | ROB-ah-sin    |
| Andrew <b>Sendejo</b> ..... | sin-DAY-ho    |
| Shamar <b>Stephen</b> ..... | STEF-an       |
| Marcus <b>Sherels</b> ..... | SHARE-els     |

| COACH.....                  | PRONUNCIATION |
|-----------------------------|---------------|
| Andrew <b>Janocko</b> ..... | Juh-NO-ko     |
| Mike <b>Priefer</b> .....   | PREE-fer      |

# HOW THE 2016 VIKINGS WERE BUILT



| YEAR | DRAFT   | TRADES                             | FREE AGENCY/WAIVERS   |
|------|---|------------------------------------|---|
| 2006 | LB Chad Greenway (1)  |                                    |   |
| 2007 | RB Adrian Peterson (1)<br>DE Brian Robison (4)  |                                    |   |
| 2010 | DE Everson Griffen (4)  |                                    | CB Marcus Sherels*  |
| 2011 | TE Kyle Rudolph (2)<br>C Brandon Fusco (6)  |                                    | FB Matt Asiata*<br>C Joe Berger**<br>S Andrew Sendejo*  |
| 2012 | T Matt Kalil (1)<br>S Harrison Smith (1)<br>WR Jarius Wright (4)<br>FB Rhett Ellison (4)<br>K Blair Walsh (6)<br>LB Audie Cole (7)                                      |                                    |   |
| 2013 | LB Sharrif Floyd (1)<br>CB Xavier Rhodes (1)<br>WR Cordarrelle Patterson (1)<br>P Jeff Locke (5)  |                                    | FB Zach Line*<br>DE Justin Trattou**<br>WR Adam Thielen*  |
| 2014 | LB Anthony Barr (1)<br>RB Jerick McKinnon (3)<br>DT Shamar Stephen (7)  |                                    | T Mike Harris**<br>DT Tom Johnson**<br>DT Linval Joseph**<br>WR Charles Johnson**<br>C Zac Kerin*<br>CB Captain Munnerlyn** |
| 2015 | CB Trae Waynes (1)<br>LB Eric Kendricks (2)<br>DE Danielle Hunter (3)<br>OL T.J. Clemmings (4)<br>TE MyCole Pruitt (5)<br>WR Stefon Diggs (5)<br>LB Edmond Robinson (7) | C Nick Easton<br>T Jeremiah Sirles | QB Shaun Hill**<br>CB Terence Newman**<br>LS Kevin McDermott**<br>S Anthony Harris*   |
| 2016 | WR Laquon Treadwell (1)<br>CB Mackensie Alexander (2)<br>LB Kentrell Brothers (5)<br>TE David Morgan (6)<br>S Jayron Kearse (7)   | QB Sam Bradford                    | G Alex Boone**<br>LB Emmanuel Lamur**<br>T Andre Smith**  |

\* Rookie free agent prior to joining Vikings

\*\* NFL veteran or had been in other NFL camps prior to joining Vikings

# VIKINGS 2016 ROSTER MOVES



| DATE         | POS | PLAYER             | TRANSACTION                                     |
|--------------|-----|--------------------|---|
| September 13 | CB  | WILSON, Julian     | Signed to Practice Squad                        |
| September 13 | CB  | ROBERSON, Tre      | Signed to Practice Squad                        |
| September 13 | S   | GARY, Shamiel      | Released from Practice Squad                    |
| September 13 | T   | BYKOWSKI, Carter   | Released from Practice Squad                    |
| September 7  | S   | GRIFFIN, Michael   | Released from Injured Reserve                   |
| September 6  | T   | BYKOWSKI, Carter   | Signed to Practice Squad                        |
| September 6  | CB  | ROBERSON, Tre      | Released from Practice Squad                    |
| September 5  | S   | GARY, Shamiel      | Signed to Practice Squad                        |
| September 4  | G   | BEAVERS, Willie    | Signed to Practice Squad                        |
| September 4  | WR  | BÖRINGER, Moritz   | Signed to Practice Squad                        |
| September 4  | TE  | CARTER, Kyle       | Signed to Practice Squad                        |
| September 4  | G   | FACIANE, Isame     | Signed to Practice Squad                        |
| September 4  | RB  | HAM, C.J.          | Signed to Practice Squad                        |
| September 4  | DT  | JOHNSON, Toby      | Signed to Practice Squad                        |
| September 4  | CB  | ROBERSON, Tre      | Signed to Practice Squad                        |
| September 4  | QB  | STAVE, Joel        | Signed to Practice Squad                        |
| September 4  | DE  | WEATHERLY, Stephen | Signed to Practice Squad                        |
| September 3  | QB  | BRADFORD, Sam      | Acquired via trade with Philadelphia            |
| September 3  | G   | BEAVERS, Willie    | Waived  |
| September 3  | WR  | BÖRINGER, Moritz   | Waived  |
| September 3  | T   | BYKOWSKI, Carter   | Waived  |
| September 3  | TE  | CARTER, Kyle       | Waived  |
| September 3  | DT  | ELLIS, Kenrick     | Released  |
| September 3  | G   | FACIANE, Isame     | Waived  |
| September 3  | WR  | FRUECHTE, Isaac    | Waived  |
| September 3  | LB  | GANUS, Jake        | Waived  |
| September 3  | S   | GRIFFIN, Michael   | Placed on Injured Reserve                       |
| September 3  | RB  | HAM, C.J.          | Waived  |
| September 3  | DT  | JOHNSON, Toby      | Waived  |
| September 3  | DE  | MOORE, Zach        | Waived  |
| September 3  | DE  | PERINE, Denzell    | Waived  |
| September 3  | RB  | PRESSLEY, Jhurrell | Waived  |
| September 3  | CB  | PRICE, Jabari      | Placed on Injured Reserve                       |
| September 3  | DT  | RACITI, Travis     | Waived  |
| September 3  | FB  | RENAUD, Blake      | Waived  |
| September 3  | CB  | ROBERSON, Tre      | Waived  |
| September 3  | QB  | SORENSEN, Brad     | Waived  |
| September 3  | QB  | STAVE, Joel        | Waived  |
| September 3  | LB  | WATTS, Brandon     | Waived  |
| September 3  | DE  | WEATHERLY, Stephen | Waived  |
| September 3  | QB  | HEINICKE, Taylor   | Placed on Reserve/Non-Football Injury List      |
| August 31    | QB  | BRIDGEWATER, Teddy | Placed on Injured Reserve                       |
| August 31    | DT  | CRICHTON, Scott    | Placed on Injured Reserve                       |
| August 31    | S   | EXUM JR., Antone   | Placed on Injured Reserve                       |
| August 31    | QB  | SORENSEN, Brad     | Signed  |
| August 30    | DE  | COCKRAN, Theiren   | Waived  |
| August 30    | DT  | CRICHTON, Scott    | Waived/Injured                                  |
| August 30    | CB  | EXUM JR., Antone   | Waived/Injured                                  |
| August 30    | G   | HARRIS, Mike       | Placed on Reserve/Non-Football Illness List     |
| August 30    | G   | HICKEY, Sean       | Waived  |
| August 30    | TE  | LEONHARDT, Brian   | Waived  |
| August 30    | DE  | LOUIS, Claudell    | Waived  |
| August 30    | WR  | MICHEL, Marken     | Waived  |
| August 30    | LB  | PLUMMER, Terrance  | Waived  |
| August 30    | G   | SHEPHERD, Austin   | Waived  |
| August 30    | WR  | SINKFIELD, Terrell | Waived  |
| August 30    | QB  | SORENSEN, Brad     | Waived  |
| August 30    | WR  | STOUDERMIRE, Troy  | Waived  |
| August 30    | C   | SULLIVAN, John     | Released  |
| August 25    | CB  | WHITE, Melvin      | Waived  |
| August 23    | TE  | ELLISON, Rhett     | Elevated from Physically Unable to Perform List |
| August 20    | QB  | SORENSEN, Brad     | Signed  |
| August 20    | RB  | MONANGAI, Kevin    | Waived  |
| August 4     | RB  | MONANGAI, Kevin    | Signed  |
| August 1     | LB  | PLUMMER, Terrance  | Signed  |
| July 31      | CB  | BAXTER, Keith      | Waived  |
| July 31      | LB  | WHITTINGHAM, Jason | Waived  |
| July 31      | DT  | ELLIS, Kenrick     | Placed on Active Roster                         |
| July 30      | DT  | LOUIS, Claudell    | Signed  |
| July 29      | QB  | HEINICKE, Taylor   | Placed on Non-Football Injury List              |
| July 29      | DT  | ELLIS, Kenrick     | Placed on Physically Unable to Perform List     |
| July 29      | TE  | ELLISON, Rhett     | Placed on Physically Unable to Perform List     |
| July 29      | G   | HARRIS, Mike       | Placed on Non-Football Illness List             |
| July 27      | LB  | WHITTINGHAM, Jason | Signed  |
| July 27      | T   | HICKEY, Sean       | Signed  |
| July 25      | T   | LOADHOLT, Phil     | Reserve/Retired                                 |
| June 16      | LB  | LEWIS, Travis      | Released  |
| June 16      | DT  | GASTON, Bruce      | Waived  |
| May 31       | DT  | GASTON, Bruce      | Signed  |
| May 31       | DT  | DUBOSE, B.J.       | Waived/Injured                                  |
| May 23       | DT  | RACITI, Travis     | Signed  |
| May 23       | RB  | ROSS, Brandon      | Waived  |
| May 12       | WR  | TREADWELL, Laquon  | Signed  |

| DATE         | POS | PLAYER              | TRANSACTION                           |
|--------------|-----|---------------------|---------------------------------------|
| January 6    | DT  | JOHNSON, Toby       | Signed to Practice Squad              |
| January 6    | DE  | DUBOSE, B.J.        | Signed to Active Roster from PS       |
| January 6    | TE  | ELLISON, Rhett      | Placed on Injured Reserve             |
| December 22  | LB  | SINGLETON, Alex     | Signed to Practice Squad              |
| December 19  | DE  | MOORE, Zach         | Signed to Active Roster from PS       |
| December 19  | DE  | CRICHTON, Scott     | Placed on Injured Reserve             |
| December 14  | DE  | TRATTOU, Justin     | Signed to Active Roster               |
| December 14  | S   | PRATER, Shaun       | Waived                                |
| December 8   | S   | PRATER, Shaun       | Signed to Active Roster               |
| December 8   | S   | HARRIS, Anthony     | Signed off PS to Active Roster        |
| December 8   | LB  | PLUMMER, Terrance   | Signed to Practice Squad              |
| December 8   | S   | EXUM JR., Antone    | Placed on Injured Reserve             |
| December 8   | DE  | TRATTOU, Justin     | Waived                                |
| December 1   | S   | LOWDERMILK, John    | Signed to Practice Squad              |
| December 1   | LB  | PLUMMER, Terrance   | Released from Practice Squad          |
| November 17  | TE  | JONES, Dominique    | Signed to Practice Squad              |
| November 17  | TE  | FORD, Chase         | Signed to Baltimore's Active Roster   |
| November 13  | TE  | FORD, Chase         | Signed to Practice Squad              |
| November 13  | S   | VEREEN, Brock       | Released from Practice Squad          |
| November 11  | CB  | ROBINSON, Josh      | Activated to 53-man Roster from PUP   |
| November 11  | TE  | FORD, Chase         | Waived                                |
| November 10  | LB  | TRUSNIK, Jason      | Signed to Active Roster               |
| November 10  | LB  | COLE, Audie         | Placed on Injured Reserve             |
| October 27   | WR  | FOSTER, Donte       | Released from Practice Squad          |
| October 27   | LB  | PLUMMER, Terrance   | Signed to Practice Squad              |
| October 27   | FB  | RENAUD, Blake       | Signed to Practice Squad              |
| October 27   | LB  | WATTS, Brandon      | Signed to Active Roster from PS       |
| October 27   | CB  | PRICE, Jabari       | Placed on Injured Reserve             |
| October 20   | DT  | ELLIS, Kenrick      | Signed to Active Roster               |
| October 20   | DT  | STEPHEN, Shamar     | Placed on Injured Reserve             |
| October 6    | C   | EASTON, Nick        | Acquired via Trade with San Francisco |
| October 6    | LB  | HODGES Jr., Gerald  | Traded to San Francisco               |
| October 1    | S   | VEREEN, Brock       | Signed to Practice Squad              |
| September 30 | LB  | PETERS, Brian       | Signed off Practice Squad to HOU      |
| September 29 | WR  | FOSTER, Donte       | Signed to Practice Squad              |
| September 29 | FB  | RENAUD, Blake       | Released from Practice Squad          |
| September 21 | CB  | PRICE, Jabari       | Activated to 53-man Roster            |
| September 10 | C   | SULLIVAN, Josh      | Placed on IR/Designated for Return    |
| September 7  | DE  | MOORE, Zach         | Signed to Practice Squad              |
| September 6  | G   | YANKEY, David       | Signed to Practice Squad              |
| September 6  | RB  | WILLIAMS, Dominique | Signed to Practice Squad              |
| September 6  | LB  | WATTS, Brandon      | Signed to Practice Squad              |
| September 6  | FB  | RENAUD, Blake       | Signed to Practice Squad              |
| September 6  | LB  | PETERS, Brian       | Signed to Practice Squad              |
| September 6  | S   | HARRIS, Anthony     | Signed to Practice Squad              |
| September 6  | WR  | FRUECHTE, Isaac     | Signed to Practice Squad              |
| September 6  | G   | FACIANE, Isame      | Signed to Practice Squad              |
| September 6  | DE  | DUBOSE, B.J.        | Signed to Practice Squad              |
| September 5  | OL  | SIRLES, Jeremiah    | Acquired via Trade with SD            |
| September 5  | CB  | PRICE, Jabari       | Suspended                             |
| September 5  | CB  | THOMAS, Josh        | Released                              |
| September 5  | RB  | HARRIS, DuJuan      | Released                              |
| September 5  | G   | YANKEY, David       | Waived                                |
| September 5  | RB  | WILLIAMS, Dominique | Waived                                |
| September 5  | WR  | WHALEN, Ryan        | Waived                                |
| September 5  | LB  | WATTS, Brandon      | Waived                                |
| September 5  | G   | VARDARO, Bob        | Waived                                |
| September 5  | T   | THOMPSON, Tyrus     | Waived                                |
| September 5  | FB  | RENAUD, Blake       | Waived                                |
| September 5  | DB  | PRATER, Shaun       | Waived                                |
| September 5  | LB  | PETERS, Brian       | Waived                                |
| September 5  | LB  | MAUTI, Mike         | Waived                                |
| September 5  | DE  | MACKAY, Leon        | Waived                                |
| September 5  | DT  | HICKMAN, Greg       | Waived                                |
| September 5  | S   | HARRIS, Anthony     | Waived                                |
| September 5  | WR  | FRUECHTE, Isaac     | Waived                                |
| September 5  | WR  | FOSTER, Donte       | Waived                                |
| September 5  | C   | FARNIOK, Tom        | Waived                                |
| September 5  | G   | FACIANE, Isame      | Waived                                |
| September 5  | DE  | DUBOSE, B.J.        | Waived                                |
| September 5  | DT  | ANUNOBY, Chigbo     | Waived                                |
| September 5  | T   | AIYEBUSI, Babatunde | Waived                                |
| September 1  | QB  | KAFKA, Mike         | Placed on Injured Reserve             |
| August 31    | CB  | ROBINSON, Josh      | Placed on Reserve/PUP List            |
| August 31    | T   | BYKOWSKI, Carter    | Placed on Injured Reserve             |
| August 30    | RB  | BANYARD, Joe        | Released                              |
| August 30    | TE  | BOSTICK, Brandon    | Released                              |
| August 30    | CB  | CARTER, Jaiil       | Released                              |
| August 30    | CB  | COLEMAN, Justin     | Released                              |
| August 30    | WR  | DANIELS, DaVaris    | Released                              |
| August 30    | T   | GOODIN, Stephen     | Released                              |
| August 30    | LB  | KADDU, Josh         | Released                              |
| August 30    | WR  | LESLIE, Jordan      | Released                              |
| August 30    | DE  | RAYFORD, Caesar     | Released                              |

# VIKINGS 2016 SEASON PARTICIPATION



| Date                 | Opponent | 9/11  | 9/18 | 9/25  | 10/3 | 10/9 | 10/23 | 10/31 | 11/8 | 11/13 | 11/20 | 11/24 | 12/1 | 12/11 | 12/18 | 12/24 | 1/1 | 2016 Season |    |     |    | Career |     |
|----------------------|----------|-------|------|-------|------|------|-------|-------|------|-------|-------|-------|------|-------|-------|-------|-----|-------------|----|-----|----|--------|-----|
|                      |          | @ TEN | GB   | @ CAR | NYG  | HOU  | @ PHI | @ CHI | DET  | @ WAS | CAR   | @ DET | DAL  | @ JAX | IND   | @ GB  | CHI | GP          | GS | DNP | IA | GP     | GS  |
| Alexander, Mackensie | P        | P     |      |       |      |      |       |       |      |       |       |       |      |       |       |       |     | 2           | 0  | -   | -  | 2      | 0   |
| Asiata, Matt         | P        | P     |      |       |      |      |       |       |      |       |       |       |      |       |       |       |     | 2           | 0  | -   | -  | 59     | 10  |
| Barr, Anthony        | S        | S     |      |       |      |      |       |       |      |       |       |       |      |       |       |       |     | 2           | 2  | -   | -  | 27     | 27  |
| Beavers, Willie      | PS       | PS    |      |       |      |      |       |       |      |       |       |       |      |       |       |       |     | 0           | 0  | -   | -  | 0      | 0   |
| Berger, Joe          | S        | S     |      |       |      |      |       |       |      |       |       |       |      |       |       |       |     | 2           | 2  | -   | -  | 116    | 55  |
| Böhinger, Moritz     | PS       | PS    |      |       |      |      |       |       |      |       |       |       |      |       |       |       |     | 0           | 0  | -   | -  | 0      | 0   |
| Boone, Alex          | S        | S     |      |       |      |      |       |       |      |       |       |       |      |       |       |       |     | 2           | 2  | -   | -  | 80     | 62  |
| Bradford, Sam        | DNP      | S     |      |       |      |      |       |       |      |       |       |       |      |       |       |       |     | 1           | 1  | 1   | -  | 64     | 64  |
| Bridgewater, Teddy   | IR       | IR    |      |       |      |      |       |       |      |       |       |       |      |       |       |       |     | 0           | 0  | -   | -  | 28     | 27  |
| Brothers, Kentrell   | I        | I     |      |       |      |      |       |       |      |       |       |       |      |       |       |       |     | 0           | 0  | -   | 2  | 0      | 0   |
| Bykowski, Carter     | PS       | N     |      |       |      |      |       |       |      |       |       |       |      |       |       |       |     | 0           | 0  | -   | -  | 0      | 0   |
| Carter, Kyle         | PS       | PS    |      |       |      |      |       |       |      |       |       |       |      |       |       |       |     | 0           | 0  | -   | -  | 0      | 0   |
| Clemmings, T.J.      | DNP      | P     |      |       |      |      |       |       |      |       |       |       |      |       |       |       |     | 1           | 0  | 1   | -  | 16     | 15  |
| Cole, Audie          | P        | P     |      |       |      |      |       |       |      |       |       |       |      |       |       |       |     | 2           | 0  | -   | -  | 43     | 7   |
| Crichton, Scott      | IR       | IR    |      |       |      |      |       |       |      |       |       |       |      |       |       |       |     | 0           | 0  | -   | -  | 21     | 0   |
| Diggs, Stefan        | S        | S     |      |       |      |      |       |       |      |       |       |       |      |       |       |       |     | 2           | 2  | -   | -  | 14     | 10  |
| DuBose, B.J.         | IR       | IR    |      |       |      |      |       |       |      |       |       |       |      |       |       |       |     | 0           | 0  | -   | -  | 0      | 0   |
| Easton, Nick         | I        | I     |      |       |      |      |       |       |      |       |       |       |      |       |       |       |     | 0           | 0  | -   | 2  | 0      | 0   |
| Ellison, Rhett       | P        | P     |      |       |      |      |       |       |      |       |       |       |      |       |       |       |     | 2           | 0  | -   | -  | 59     | 34  |
| Exum Jr., Antone     | IR       | IR    |      |       |      |      |       |       |      |       |       |       |      |       |       |       |     | 0           | 0  | -   | -  | 27     | 2   |
| Faciane, Isame       | PS       | PS    |      |       |      |      |       |       |      |       |       |       |      |       |       |       |     | 0           | 0  | -   | -  | 0      | 0   |
| Floyd, Sharif        | P        | I     |      |       |      |      |       |       |      |       |       |       |      |       |       |       |     | 1           | 0  | -   | 1  | 43     | 23  |
| Fusco, Brandon       | S        | S     |      |       |      |      |       |       |      |       |       |       |      |       |       |       |     | 2           | 2  | -   | -  | 54     | 51  |
| Gary, Shamiel        | PS       | N     |      |       |      |      |       |       |      |       |       |       |      |       |       |       |     | 0           | 0  | -   | -  | 0      | 0   |
| Greenway, Chad       | S        | P     |      |       |      |      |       |       |      |       |       |       |      |       |       |       |     | 2           | 1  | -   | -  | 141    | 135 |
| Griffen, Everson     | S        | S     |      |       |      |      |       |       |      |       |       |       |      |       |       |       |     | 2           | 2  | -   | -  | 91     | 33  |
| Ham, C.J.            | PS       | PS    |      |       |      |      |       |       |      |       |       |       |      |       |       |       |     | 0           | 0  | -   | -  | 0      | 0   |
| Harris, Anthony      | P        | P     |      |       |      |      |       |       |      |       |       |       |      |       |       |       |     | 2           | 0  | -   | -  | 5      | 2   |
| Harris, Mike         | NFI      | NFI   |      |       |      |      |       |       |      |       |       |       |      |       |       |       |     | 0           | 0  | -   | -  | 47     | 32  |
| Heinicke, Taylor     | NFI      | NFI   |      |       |      |      |       |       |      |       |       |       |      |       |       |       |     | 0           | 0  | -   | -  | 0      | 0   |
| Hill, Shaun          | S        | DNP   |      |       |      |      |       |       |      |       |       |       |      |       |       |       |     | 1           | 1  | 1   | -  | 47     | 35  |
| Hunter, Danielle     | P        | P     |      |       |      |      |       |       |      |       |       |       |      |       |       |       |     | 2           | 0  | -   | -  | 15     | 1   |
| Johnson, Charles     | S        | S     |      |       |      |      |       |       |      |       |       |       |      |       |       |       |     | 2           | 2  | -   | -  | 24     | 12  |
| Johnson, Toby        | PS       | PS    |      |       |      |      |       |       |      |       |       |       |      |       |       |       |     | 0           | 0  | -   | -  | 0      | 0   |
| Johnson, Tom         | P        | P     |      |       |      |      |       |       |      |       |       |       |      |       |       |       |     | 2           | 0  | -   | -  | 73     | 9   |
| Joseph, Linval       | S        | S     |      |       |      |      |       |       |      |       |       |       |      |       |       |       |     | 2           | 2  | -   | -  | 83     | 76  |

|                        |     |  |  |  |  |  |  |  |  |  |  |  |  |  |  |  |  |   |   |   |   |     |     |
|------------------------|-----|--|--|--|--|--|--|--|--|--|--|--|--|--|--|--|--|---|---|---|---|-----|-----|
| Kali, Matt             | S   |  |  |  |  |  |  |  |  |  |  |  |  |  |  |  |  | 1 | 1 | - | - | 64  | 64  |
| Kearse, Jayron         | P   |  |  |  |  |  |  |  |  |  |  |  |  |  |  |  |  | 1 | 0 | - | - | 1   | 0   |
| Kendricks, Eric        | S   |  |  |  |  |  |  |  |  |  |  |  |  |  |  |  |  | 1 | 1 | - | - | 14  | 11  |
| Kerin, Zac             | DNP |  |  |  |  |  |  |  |  |  |  |  |  |  |  |  |  | 0 | 0 | 1 | - | 3   | 0   |
| Lamur, Emmanuel        | P   |  |  |  |  |  |  |  |  |  |  |  |  |  |  |  |  | 1 | 0 | - | - | 41  | 15  |
| Line, Zach             | S   |  |  |  |  |  |  |  |  |  |  |  |  |  |  |  |  | 1 | 1 | - | - | 20  | 7   |
| Locke, Jeff            | P   |  |  |  |  |  |  |  |  |  |  |  |  |  |  |  |  | 1 | 0 | - | - | 48  | 0   |
| McDermott, Kevin       | P   |  |  |  |  |  |  |  |  |  |  |  |  |  |  |  |  | 1 | 0 | - | - | 39  | 0   |
| McKinnon, Jerick       | P   |  |  |  |  |  |  |  |  |  |  |  |  |  |  |  |  | 1 | 0 | - | - | 27  | 6   |
| Morgan, David          | P   |  |  |  |  |  |  |  |  |  |  |  |  |  |  |  |  | 1 | 0 | - | - | 1   | 0   |
| Munnerlyn, Captain     | P   |  |  |  |  |  |  |  |  |  |  |  |  |  |  |  |  | 1 | 0 | - | - | 109 | 71  |
| Newman, Terence        | S   |  |  |  |  |  |  |  |  |  |  |  |  |  |  |  |  | 1 | 1 | - | - | 190 | 188 |
| Patterson, Cordarrelle | P   |  |  |  |  |  |  |  |  |  |  |  |  |  |  |  |  | 1 | 0 | - | - | 48  | 14  |
| Peterson, Adrian       | S   |  |  |  |  |  |  |  |  |  |  |  |  |  |  |  |  | 1 | 1 | - | - | 120 | 113 |
| Price, Jabari          | IR  |  |  |  |  |  |  |  |  |  |  |  |  |  |  |  |  | 0 | 0 | - | - | 14  | 0   |
| Pruitt, MyCole         | I   |  |  |  |  |  |  |  |  |  |  |  |  |  |  |  |  | 0 | 0 | - | 1 | 15  | 3   |
| Rhodes, Xavier         | I   |  |  |  |  |  |  |  |  |  |  |  |  |  |  |  |  | 0 | 0 | - | 1 | 44  | 33  |
| Robinson, Edmond       | I   |  |  |  |  |  |  |  |  |  |  |  |  |  |  |  |  | 0 | 0 | - | 1 | 8   | 2   |
| Robison, Brian         | S   |  |  |  |  |  |  |  |  |  |  |  |  |  |  |  |  | 1 | 1 | - | - | 142 | 86  |
| Rudolph, Kyle          | S   |  |  |  |  |  |  |  |  |  |  |  |  |  |  |  |  | 1 | 1 | - | - | 64  | 56  |
| Sendejo, Andrew        | S   |  |  |  |  |  |  |  |  |  |  |  |  |  |  |  |  | 1 | 1 | - | - | 63  | 26  |
| Sherels, Marcus        | P   |  |  |  |  |  |  |  |  |  |  |  |  |  |  |  |  | 1 | 0 | - | - | 81  | 7   |
| Sirtes, Jeremiah       | I   |  |  |  |  |  |  |  |  |  |  |  |  |  |  |  |  | 0 | 0 | - | 1 | 3   | 1   |
| Smith, Andre           | S   |  |  |  |  |  |  |  |  |  |  |  |  |  |  |  |  | 1 | 1 | - | - | 84  | 75  |
| Smith, Harrison        | S   |  |  |  |  |  |  |  |  |  |  |  |  |  |  |  |  | 1 | 1 | - | - | 53  | 52  |
| Stave, Joel            | PS  |  |  |  |  |  |  |  |  |  |  |  |  |  |  |  |  | 0 | 0 | - | - | 0   | 0   |
| Stephen, Shamar        | S   |  |  |  |  |  |  |  |  |  |  |  |  |  |  |  |  | 1 | 1 | - | - | 22  | 4   |
| Thielen, Adam          | P   |  |  |  |  |  |  |  |  |  |  |  |  |  |  |  |  | 1 | 0 | - | - | 32  | 4   |
| Trattou, Justin        | P   |  |  |  |  |  |  |  |  |  |  |  |  |  |  |  |  | 1 | 0 | - | - | 21  | 0   |
| Treadwell, Laquon      | DNP |  |  |  |  |  |  |  |  |  |  |  |  |  |  |  |  | 0 | 0 | 1 | - | 0   | 0   |
| Walsh, Blair           | P   |  |  |  |  |  |  |  |  |  |  |  |  |  |  |  |  | 1 | 0 | - | - | 64  | 0   |
| Waynes, Trae           | S   |  |  |  |  |  |  |  |  |  |  |  |  |  |  |  |  | 1 | 1 | - | - | 15  | 2   |
| Weatherly, Stephen     | PS  |  |  |  |  |  |  |  |  |  |  |  |  |  |  |  |  | 0 | 0 | - | - | 0   | 0   |
| Wright, Jarius         | I   |  |  |  |  |  |  |  |  |  |  |  |  |  |  |  |  | 0 | 0 | - | 1 | 54  | 14  |

P-played; S-started; DNP-did not play; IR-injured reserve; N-not with club; I-inactive; NF-non-football illness/injury; PS-practice squad; SUS-reserve/suspended; RE-roster exemption; PUP-A - active/physically unable to perform; PUP-R - reserve/physically unable to perform



# VIKINGS GAME-BY-GAME STATISTICS

## VIKINGS

|                 | 1st Downs |          |           |          | Total Offense |           |           |            |            | INTs By Minn. |           |          |          | Punts     |          | Punt Returns |               |          |           | KO Returns |          |          |          | Pen        | Fum      | Scoring  |            |            |          |          |          |            |            |          |
|-----------------|-----------|----------|-----------|----------|---------------|-----------|-----------|------------|------------|---------------|-----------|----------|----------|-----------|----------|--------------|---------------|----------|-----------|------------|----------|----------|----------|------------|----------|----------|------------|------------|----------|----------|----------|------------|------------|----------|
|                 | T         | R        | Pa        | Pe       | Yd            | Ru        | At        | Pa         | Sk/Yd      | A             | C         | I        | N        | Yd        | Lg       | TD           | N/Avg.        | N        | Yd        | FC         | Lg       | TD       | N        | Yd         | Lg       | TD       | N/Yd       | N/LT       | R        | P        | Rt       | PAT        | FG         | S        |
| at TN - 9/11    | 15        | 3        | 12        | 0        | 301           | 65        | 28        | 236        | 0/0        | 33            | 18        | 0        | 1        | 77        | 77       | 1            | 3/37.7        | 3        | 19        | 1          | 12       | 0        | 1        | 61         | 61       | 0        | 3/39       | 0/0        | 0        | 0        | 2        | 1/2        | 4/6        | 0        |
| vs. GB - 9/18   | 15        | 2        | 11        | 2        | 284           | 30        | 22        | 254        | 4/32       | 31            | 22        | 0        | 1        | 4         | 4        | 0            | 7/38.7        | 0        | 0         | 3          | 0        | 0        | 2        | 62         | 31       | 0        | 13/137     | 2/1        | 0        | 2        | 0        | 1/1        | 1/1        | 0        |
| at CAR - 9/25   | -         | -        | -         | -        | -             | -         | -         | -          | -          | -             | -         | -        | -        | -         | -        | -            | -             | -        | -         | -          | -        | -        | -        | -          | -        | -        | -          | -          | -        | -        | -        | -          | -          |          |
| vs. NYG - 10/3  | -         | -        | -         | -        | -             | -         | -         | -          | -          | -             | -         | -        | -        | -         | -        | -            | -             | -        | -         | -          | -        | -        | -        | -          | -        | -        | -          | -          | -        | -        | -        | -          | -          |          |
| vs. HOU 10/9    | -         | -        | -         | -        | -             | -         | -         | -          | -          | -             | -         | -        | -        | -         | -        | -            | -             | -        | -         | -          | -        | -        | -        | -          | -        | -        | -          | -          | -        | -        | -        | -          | -          |          |
| at PHI - 10/23  | -         | -        | -         | -        | -             | -         | -         | -          | -          | -             | -         | -        | -        | -         | -        | -            | -             | -        | -         | -          | -        | -        | -        | -          | -        | -        | -          | -          | -        | -        | -        | -          | -          |          |
| at CHI - 10/31  | -         | -        | -         | -        | -             | -         | -         | -          | -          | -             | -         | -        | -        | -         | -        | -            | -             | -        | -         | -          | -        | -        | -        | -          | -        | -        | -          | -          | -        | -        | -        | -          | -          |          |
| vs. DET - 11/8  | -         | -        | -         | -        | -             | -         | -         | -          | -          | -             | -         | -        | -        | -         | -        | -            | -             | -        | -         | -          | -        | -        | -        | -          | -        | -        | -          | -          | -        | -        | -        | -          | -          |          |
| at WAS - 11/13  | -         | -        | -         | -        | -             | -         | -         | -          | -          | -             | -         | -        | -        | -         | -        | -            | -             | -        | -         | -          | -        | -        | -        | -          | -        | -        | -          | -          | -        | -        | -        | -          | -          |          |
| vs. CAR - 11/20 | -         | -        | -         | -        | -             | -         | -         | -          | -          | -             | -         | -        | -        | -         | -        | -            | -             | -        | -         | -          | -        | -        | -        | -          | -        | -        | -          | -          | -        | -        | -        | -          | -          |          |
| at DET - 11/24  | -         | -        | -         | -        | -             | -         | -         | -          | -          | -             | -         | -        | -        | -         | -        | -            | -             | -        | -         | -          | -        | -        | -        | -          | -        | -        | -          | -          | -        | -        | -        | -          | -          |          |
| vs. DAL - 12/1  | -         | -        | -         | -        | -             | -         | -         | -          | -          | -             | -         | -        | -        | -         | -        | -            | -             | -        | -         | -          | -        | -        | -        | -          | -        | -        | -          | -          | -        | -        | -        | -          | -          |          |
| at JAX - 12/11  | -         | -        | -         | -        | -             | -         | -         | -          | -          | -             | -         | -        | -        | -         | -        | -            | -             | -        | -         | -          | -        | -        | -        | -          | -        | -        | -          | -          | -        | -        | -        | -          | -          |          |
| vs. IND - 12/18 | -         | -        | -         | -        | -             | -         | -         | -          | -          | -             | -         | -        | -        | -         | -        | -            | -             | -        | -         | -          | -        | -        | -        | -          | -        | -        | -          | -          | -        | -        | -        | -          | -          |          |
| vs. CB - 12/24  | -         | -        | -         | -        | -             | -         | -         | -          | -          | -             | -         | -        | -        | -         | -        | -            | -             | -        | -         | -          | -        | -        | -        | -          | -        | -        | -          | -          | -        | -        | -        | -          | -          |          |
| at CHI - 1/1/17 | -         | -        | -         | -        | -             | -         | -         | -          | -          | -             | -         | -        | -        | -         | -        | -            | -             | -        | -         | -          | -        | -        | -        | -          | -        | -        | -          | -          | -        | -        | -        | -          | -          |          |
| <b>TOTALS</b>   | <b>30</b> | <b>5</b> | <b>23</b> | <b>2</b> | <b>585</b>    | <b>95</b> | <b>50</b> | <b>490</b> | <b>0/0</b> | <b>64</b>     | <b>40</b> | <b>0</b> | <b>2</b> | <b>81</b> | <b>0</b> | <b>1</b>     | <b>3/37.7</b> | <b>3</b> | <b>19</b> | <b>4</b>   | <b>0</b> | <b>0</b> | <b>3</b> | <b>123</b> | <b>0</b> | <b>0</b> | <b>0/0</b> | <b>0/0</b> | <b>0</b> | <b>2</b> | <b>2</b> | <b>1/2</b> | <b>4/6</b> | <b>0</b> |

### THIRD DOWN EFFICIENCY: 10/28, 35.7%

|                |      |       |                 |   |   |                 |   |   |                  |   |   |
|----------------|------|-------|-----------------|---|---|-----------------|---|---|------------------|---|---|
| at TN - 9/11   | 6/14 | 42.8% | at PHI - 10/23  | 0 | 0 | at DET - 11/24  | 0 | 0 | vs. CHI - 1/1/17 | 0 | 0 |
| vs. GB - 9/18  | 4/14 | 28.6% | at CHI - 10/31  | 0 | 0 | vs. DAL - 12/1  | 0 | 0 |                  |   |   |
| at CAR - 9/25  | 0    | 0     | vs. DET - 11/8  | 0 | 0 | at JAX - 12/11  | 0 | 0 |                  |   |   |
| vs. NYG - 10/3 | 0    | 0     | at WAS - 11/13  | 0 | 0 | vs. IND - 12/18 | 0 | 0 |                  |   |   |
| vs. HOU 10/9   | 0    | 0     | vs. CAR - 11/20 | 0 | 0 | at GB - 12/24   | 0 | 0 |                  |   |   |

## OPPONENTS

|                 | 1st Downs |          |           |          | Total Offense |            |           |            |            | INTs By Opp. |           |          |          | Punts    |          | Punt Returns |               |          |           | KO Returns |           |          |          | Pen        | Fum       | Scoring  |             |            |          |          |          |            |            |          |
|-----------------|-----------|----------|-----------|----------|---------------|------------|-----------|------------|------------|--------------|-----------|----------|----------|----------|----------|--------------|---------------|----------|-----------|------------|-----------|----------|----------|------------|-----------|----------|-------------|------------|----------|----------|----------|------------|------------|----------|
|                 | T         | R        | Pa        | Pe       | Yd            | Ru         | At        | Pa         | Sk/Yd      | A            | C         | I        | N        | Yd       | Lg       | TD           | N/Avg.        | N        | Yd        | FC         | Lg        | TD       | N        | Yd         | Lg        | TD       | N/Yd        | N/LT       | R        | P        | Rt       | PAT        | FG         | S        |
| at TN - 9/11    | 19        | 2        | 16        | 1        | 316           | 65         | 22        | 252        | 2/19       | 41           | 25        | 1        | 0        | 0        | 0        | 0            | 5/46.2        | 1        | 14        | 2          | 14        | 0        | 5        | 118        | 31        | 0        | 2/10        | 2/2        | 0        | 2        | 0        | 1/2        | 1/1        | 0        |
| vs. GB - 9/18   | 20        | 5        | 10        | 5        | 263           | 83         | 23        | 180        | 5/33       | 36           | 20        | 1        | 0        | 0        | 0        | 0            | 5/38.6        | 1        | 2         | 5          | 2         | 0        | 1        | 21         | 21        | 0        | 6/72        | 4-2        | 1        | 1        | 0        | 2/2        | 0/0        | 0        |
| at CAR - 9/25   | -         | -        | -         | -        | -             | -          | -         | -          | -          | -            | -         | -        | -        | -        | -        | -            | -             | -        | -         | -          | -         | -        | -        | -          | -         | -        | -           | -          | -        | -        | -        | -          | -          |          |
| vs. NYG - 10/3  | -         | -        | -         | -        | -             | -          | -         | -          | -          | -            | -         | -        | -        | -        | -        | -            | -             | -        | -         | -          | -         | -        | -        | -          | -         | -        | -           | -          | -        | -        | -        | -          | -          |          |
| vs. HOU 10/9    | -         | -        | -         | -        | -             | -          | -         | -          | -          | -            | -         | -        | -        | -        | -        | -            | -             | -        | -         | -          | -         | -        | -        | -          | -         | -        | -           | -          | -        | -        | -        | -          | -          |          |
| at PHI - 10/23  | -         | -        | -         | -        | -             | -          | -         | -          | -          | -            | -         | -        | -        | -        | -        | -            | -             | -        | -         | -          | -         | -        | -        | -          | -         | -        | -           | -          | -        | -        | -        | -          | -          |          |
| at CHI - 10/31  | -         | -        | -         | -        | -             | -          | -         | -          | -          | -            | -         | -        | -        | -        | -        | -            | -             | -        | -         | -          | -         | -        | -        | -          | -         | -        | -           | -          | -        | -        | -        | -          | -          |          |
| vs. DET - 11/8  | -         | -        | -         | -        | -             | -          | -         | -          | -          | -            | -         | -        | -        | -        | -        | -            | -             | -        | -         | -          | -         | -        | -        | -          | -         | -        | -           | -          | -        | -        | -        | -          | -          |          |
| at WAS - 11/13  | -         | -        | -         | -        | -             | -          | -         | -          | -          | -            | -         | -        | -        | -        | -        | -            | -             | -        | -         | -          | -         | -        | -        | -          | -         | -        | -           | -          | -        | -        | -        | -          | -          |          |
| vs. CAR - 11/20 | -         | -        | -         | -        | -             | -          | -         | -          | -          | -            | -         | -        | -        | -        | -        | -            | -             | -        | -         | -          | -         | -        | -        | -          | -         | -        | -           | -          | -        | -        | -        | -          | -          |          |
| at DET - 11/24  | -         | -        | -         | -        | -             | -          | -         | -          | -          | -            | -         | -        | -        | -        | -        | -            | -             | -        | -         | -          | -         | -        | -        | -          | -         | -        | -           | -          | -        | -        | -        | -          | -          |          |
| vs. DAL - 12/1  | -         | -        | -         | -        | -             | -          | -         | -          | -          | -            | -         | -        | -        | -        | -        | -            | -             | -        | -         | -          | -         | -        | -        | -          | -         | -        | -           | -          | -        | -        | -        | -          | -          |          |
| at JAX - 12/11  | -         | -        | -         | -        | -             | -          | -         | -          | -          | -            | -         | -        | -        | -        | -        | -            | -             | -        | -         | -          | -         | -        | -        | -          | -         | -        | -           | -          | -        | -        | -        | -          | -          |          |
| vs. IND - 12/18 | -         | -        | -         | -        | -             | -          | -         | -          | -          | -            | -         | -        | -        | -        | -        | -            | -             | -        | -         | -          | -         | -        | -        | -          | -         | -        | -           | -          | -        | -        | -        | -          | -          |          |
| vs. CB - 12/24  | -         | -        | -         | -        | -             | -          | -         | -          | -          | -            | -         | -        | -        | -        | -        | -            | -             | -        | -         | -          | -         | -        | -        | -          | -         | -        | -           | -          | -        | -        | -        | -          | -          |          |
| at CHI - 1/1/17 | -         | -        | -         | -        | -             | -          | -         | -          | -          | -            | -         | -        | -        | -        | -        | -            | -             | -        | -         | -          | -         | -        | -        | -          | -         | -        | -           | -          | -        | -        | -        | -          | -          |          |
| <b>TOTALS</b>   | <b>39</b> | <b>7</b> | <b>26</b> | <b>6</b> | <b>579</b>    | <b>148</b> | <b>45</b> | <b>432</b> | <b>0/0</b> | <b>77</b>    | <b>45</b> | <b>2</b> | <b>0</b> | <b>0</b> | <b>0</b> | <b>0</b>     | <b>5/46.2</b> | <b>2</b> | <b>16</b> | <b>7</b>   | <b>16</b> | <b>0</b> | <b>6</b> | <b>139</b> | <b>52</b> | <b>0</b> | <b>2/10</b> | <b>2/2</b> | <b>1</b> | <b>3</b> | <b>0</b> | <b>1/2</b> | <b>1/1</b> | <b>0</b> |

### THIRD DOWN EFFICIENCY: 14/27, 51.9%

|                |      |       |                 |   |   |                 |   |   |                  |   |   |
|----------------|------|-------|-----------------|---|---|-----------------|---|---|------------------|---|---|
| at TN - 9/11   | 8/14 | 42.8% | at PHI - 10/23  | 0 | 0 | at DET - 11/24  | 0 | 0 | vs. CHI - 1/1/17 | 0 | 0 |
| vs. GB - 9/18  | 6/13 | 46.2% | at CHI - 10/31  | 0 | 0 | vs. DAL - 12/1  | 0 | 0 |                  |   |   |
| at CAR - 9/25  | 0    | 0     | vs. DET - 11/8  | 0 | 0 | at JAX - 12/11  | 0 | 0 |                  |   |   |
| vs. NYG - 10/3 | 0    | 0     | at WAS - 11/13  | 0 | 0 | vs. IND - 12/18 | 0 | 0 |                  |   |   |
| vs. HOU 10/9   | 0    | 0     | vs. CAR - 11/20 | 0 | 0 | at GB - 12/24   | 0 | 0 |                  |   |   |

## SCORING SUMMARY

|                  | VIKINGS  |           |           |           |          |           |                            | OPPONENTS        |           |          |          |           |          |           |    |
|------------------|----------|-----------|-----------|-----------|----------|-----------|----------------------------|------------------|-----------|----------|----------|-----------|----------|-----------|----|
|                  | 1ST      | 2ND       | 3RD       | 4TH       | OT       | TOTAL     | MINN. FG                   | 1ST              | 2ND       | 3RD      | 4TH      | OT        | TOTAL    | OPP. FG   |    |
| AT TN - 9/11     | 0        | 0         | 12        | 13        | -        | 25        | 37WL, 56WL, 50, 33, 45, 30 | AT TN - 9/11     | 3         | 7        | 0        | 6         | -        | 16        | 28 |
| VS. GB - 9/18    | 0        | 10        | 7         | 0         | -        | 17        | 46                         | VS. GB - 9/18    | 7         | 0        | 0        | 7         | -        | 14        | -  |
| AT CAR - 9/25    | -        | -         | -         | -         | -        | -         | -                          | AT CAR - 9/25    | -         | -        | -        | -         | -        | -         | -  |
| VS. NYG - 10/3   | -        | -         | -         | -         | -        | -         | -                          | VS. NYG - 10/3   | -         | -        | -        | -         | -        | -         | -  |
| VS. HOU 10/9     | -        | -         | -         | -         | -        | -         | -                          | VS. HOU 10/9     | -         | -        | -        | -         | -        | -         | -  |
| AT PHI - 10/23   | -        | -         | -         | -         | -        | -         | -                          | AT PHI - 10/23   | -         | -        | -        | -         | -        | -         | -  |
| AT CHI - 10/31   | -        | -         | -         | -         | -        | -         | -                          | AT CHI - 10/31   | -         | -        | -        | -         | -        | -         | -  |
| VS. DET - 11/8   | -        | -         | -         | -         | -        | -         | -                          | VS. DET - 11/8   | -         | -        | -        | -         | -        | -         | -  |
| AT WAS - 11/13   | -        | -         | -         | -         | -        | -         | -                          | AT WAS - 11/13   | -         | -        | -        | -         | -        | -         | -  |
| VS. CAR - 11/20  | -        | -         | -         | -         | -        | -         | -                          | VS. CAR - 11/20  | -         | -        | -        | -         | -        | -         | -  |
| AT DET - 11/24   | -        | -         | -         | -         | -        | -         | -                          | AT DET - 11/24   | -         | -        | -        | -         | -        | -         | -  |
| VS. DAL - 12/1   | -        | -         | -         | -         | -        | -         | -                          | VS. DAL - 12/1   | -         | -        | -        | -         | -        | -         | -  |
| AT JAX - 12/11   | -        | -         | -         | -         | -        | -         | -                          | AT JAX - 12/11   | -         | -        | -        | -         | -        | -         | -  |
| VS. IND - 12/18  | -        | -         | -         | -         | -        | -         | -                          | VS. IND - 12/18  | -         | -        | -        | -         | -        | -         | -  |
| AT GB - 12/24    | -        | -         | -         | -         | -        | -         | -                          | AT GB - 12/24    | -         | -        | -        | -         | -        | -         | -  |
| VS. CHI - 1/1/17 | -        | -         | -         | -         | -        | -         | -                          | VS. CHI - 1/1/17 | -         | -        | -        | -         | -        | -         | -  |
| <b>TOTALS</b>    | <b>0</b> | <b>10</b> | <b>19</b> | <b>13</b> | <b>0</b> | <b>42</b> |                            | <b>TOTALS</b>    | <b>10</b> | <b>7</b> | <b>0</b> | <b>13</b> | <b>0</b> | <b>30</b> |    |

# GAME-BY-GAME RUSHING STATISTICS



## 8 • SAM BRADFORD • QB

| OPPONENT         | No  | Yds | Avg  | Lg | TD |
|------------------|-----|-----|------|----|----|
| at TN - 9/11     | 0   | 0   | 0.0  | 0  | 0  |
| vs. GB - 9/18    | 1   | -3  | -3.0 | -3 | 0  |
| at CAR - 9/25    | -   | -   | -    | -  | -  |
| vs. NYG - 10/3   | -   | -   | -    | -  | -  |
| vs. HOU 10/9     | -   | -   | -    | -  | -  |
| at PHI - 10/23   | -   | -   | -    | -  | -  |
| at CHI - 10/31   | -   | -   | -    | -  | -  |
| vs. DET - 11/8   | -   | -   | -    | -  | -  |
| at WAS - 11/13   | -   | -   | -    | -  | -  |
| vs. CAR - 11/20  | -   | -   | -    | -  | -  |
| at DET - 11/24   | -   | -   | -    | -  | -  |
| vs. DAL - 12/1   | -   | -   | -    | -  | -  |
| at JAX - 12/11   | -   | -   | -    | -  | -  |
| vs. IND - 12/18  | -   | -   | -    | -  | -  |
| at GB - 12/24    | -   | -   | -    | -  | -  |
| vs. CHI - 1/1/17 | -   | -   | -    | -  | -  |
| 2016 TOTALS      | 1   | -3  | -3.0 | 0  | 0  |
| CAREER           | 123 | 280 | 2.3  | 23 | 2  |

## 13 • SHAUN HILL • QB

| OPPONENT         | No           | Yds | Avg | Lg | TD |
|------------------|--------------|-----|-----|----|----|
| at TN - 9/11*    | 2            | 8   | 4.0 | 9  | 0  |
| vs. GB - 9/18    | DID NOT PLAY |     |     |    |    |
| at CAR - 9/25    | -            | -   | -   | -  | -  |
| vs. NYG - 10/3   | -            | -   | -   | -  | -  |
| vs. HOU 10/9     | -            | -   | -   | -  | -  |
| at PHI - 10/23   | -            | -   | -   | -  | -  |
| at CHI - 10/31   | -            | -   | -   | -  | -  |
| vs. DET - 11/8   | -            | -   | -   | -  | -  |
| at WAS - 11/13   | -            | -   | -   | -  | -  |
| vs. CAR - 11/20  | -            | -   | -   | -  | -  |
| at DET - 11/24   | -            | -   | -   | -  | -  |
| vs. DAL - 12/1   | -            | -   | -   | -  | -  |
| at JAX - 12/11   | -            | -   | -   | -  | -  |
| vs. IND - 12/18  | -            | -   | -   | -  | -  |
| at GB - 12/24    | -            | -   | -   | -  | -  |
| vs. CHI - 1/1/17 | -            | -   | -   | -  | -  |
| 2016 TOTALS      | 2            | 8   | 4.0 | 9  | 0  |
| CAREER           | 87           | 329 | 3.8 | 40 | 4  |

## 14 • STEFON DIGGS • WR

| OPPONENT         | No | Yds | Avg  | Lg | TD |
|------------------|----|-----|------|----|----|
| at TN - 9/11*    | 1  | -1  | -1.0 | -1 | 0  |
| vs. GB - 9/18    | 0  | 0   | 0.0  | 0  | 0  |
| at CAR - 9/25    | -  | -   | -    | -  | -  |
| vs. NYG - 10/3   | -  | -   | -    | -  | -  |
| vs. HOU 10/9     | -  | -   | -    | -  | -  |
| at PHI - 10/23   | -  | -   | -    | -  | -  |
| at CHI - 10/31   | -  | -   | -    | -  | -  |
| vs. DET - 11/8   | -  | -   | -    | -  | -  |
| at WAS - 11/13   | -  | -   | -    | -  | -  |
| vs. CAR - 11/20  | -  | -   | -    | -  | -  |
| at DET - 11/24   | -  | -   | -    | -  | -  |
| vs. DAL - 12/1   | -  | -   | -    | -  | -  |
| at JAX - 12/11   | -  | -   | -    | -  | -  |
| vs. IND - 12/18  | -  | -   | -    | -  | -  |
| at GB - 12/24    | -  | -   | -    | -  | -  |
| vs. CHI - 1/1/17 | -  | -   | -    | -  | -  |
| 2016 TOTALS      | 1  | -1  | -1.0 | 0  | 0  |
| CAREER           | 4  | 12  | 3.0  | 10 | 0  |

## 21 • JERICK MCKINNON • RB

| OPPONENT         | No  | Yds | Avg | Lg  | TD |
|------------------|-----|-----|-----|-----|----|
| at TN - 9/11     | 1   | 6   | 6.0 | 6   | 0  |
| vs. GB - 9/18    | 2   | 2   | 1.0 | 2   | 0  |
| at CAR - 9/25    | -   | -   | -   | -   | -  |
| vs. NYG - 10/3   | -   | -   | -   | -   | -  |
| vs. HOU 10/9     | -   | -   | -   | -   | -  |
| at PHI - 10/23   | -   | -   | -   | -   | -  |
| at CHI - 10/31   | -   | -   | -   | -   | -  |
| vs. DET - 11/8   | -   | -   | -   | -   | -  |
| at WAS - 11/13   | -   | -   | -   | -   | -  |
| vs. CAR - 11/20  | -   | -   | -   | -   | -  |
| at DET - 11/24   | -   | -   | -   | -   | -  |
| vs. DAL - 12/1   | -   | -   | -   | -   | -  |
| at JAX - 12/11   | -   | -   | -   | -   | -  |
| vs. IND - 12/18  | -   | -   | -   | -   | -  |
| at GB - 12/24    | -   | -   | -   | -   | -  |
| vs. CHI - 1/1/17 | -   | -   | -   | -   | -  |
| 2016 TOTALS      | 3   | 8   | 2.7 | 6   | 0  |
| CAREER           | 168 | 817 | 4.9 | 68t | 2  |

## 28 • ADRIAN PETERSON • RB

| OPPONENT         | No    | Yds    | Avg | Lg  | TD |
|------------------|-------|--------|-----|-----|----|
| at TN - 9/11*    | 19    | 31     | 1.6 | 9   | 0  |
| vs. GB - 9/18*   | 12    | 19     | 1.6 | 5   | 0  |
| at CAR - 9/25    | -     | -      | -   | -   | -  |
| vs. NYG - 10/3   | -     | -      | -   | -   | -  |
| vs. HOU 10/9     | -     | -      | -   | -   | -  |
| at PHI - 10/23   | -     | -      | -   | -   | -  |
| at CHI - 10/31   | -     | -      | -   | -   | -  |
| vs. DET - 11/8   | -     | -      | -   | -   | -  |
| at WAS - 11/13   | -     | -      | -   | -   | -  |
| vs. CAR - 11/20  | -     | -      | -   | -   | -  |
| at DET - 11/24   | -     | -      | -   | -   | -  |
| vs. DAL - 12/1   | -     | -      | -   | -   | -  |
| at JAX - 12/11   | -     | -      | -   | -   | -  |
| vs. IND - 12/18  | -     | -      | -   | -   | -  |
| at GB - 12/24    | -     | -      | -   | -   | -  |
| vs. CHI - 1/1/17 | -     | -      | -   | -   | -  |
| 2016 TOTALS      | 31    | 50     | 1.6 | 9   | 0  |
| CAREER           | 2,412 | 11,725 | 4.9 | 82t | 97 |

## 44 • MATT ASIATA • RB

| OPPONENT         | No  | Yds | Avg | Lg | TD |
|------------------|-----|-----|-----|----|----|
| at TN - 9/11     | 4   | 13  | 3.3 | 6  | 0  |
| vs. GB - 9/18    | 6   | 14  | 2.3 | 12 | 0  |
| at CAR - 9/25    | -   | -   | -   | -  | -  |
| vs. NYG - 10/3   | -   | -   | -   | -  | -  |
| vs. HOU 10/9     | -   | -   | -   | -  | -  |
| at PHI - 10/23   | -   | -   | -   | -  | -  |
| at CHI - 10/31   | -   | -   | -   | -  | -  |
| vs. DET - 11/8   | -   | -   | -   | -  | -  |
| at WAS - 11/13   | -   | -   | -   | -  | -  |
| vs. CAR - 11/20  | -   | -   | -   | -  | -  |
| at DET - 11/24   | -   | -   | -   | -  | -  |
| vs. DAL - 12/1   | -   | -   | -   | -  | -  |
| at JAX - 12/11   | -   | -   | -   | -  | -  |
| vs. IND - 12/18  | -   | -   | -   | -  | -  |
| at GB - 12/24    | -   | -   | -   | -  | -  |
| vs. CHI - 1/1/17 | -   | -   | -   | -  | -  |
| 2016 TOTALS      | 10  | 27  | 2.7 | 6  | 0  |
| CAREER           | 250 | 884 | 3.5 | 39 | 12 |

## 84 • CORDARRELLE PATTERSON • WR

| OPPONENT         | No | Yds | Avg  | Lg  | TD |
|------------------|----|-----|------|-----|----|
| at TN - 9/11     | 1  | 8   | 8.0  | 8   | 0  |
| vs. GB - 9/18    | 1  | -2  | -2.0 | -2  | 0  |
| at CAR - 9/25    | -  | -   | -    | -   | -  |
| vs. NYG - 10/3   | -  | -   | -    | -   | -  |
| vs. HOU 10/9     | -  | -   | -    | -   | -  |
| at PHI - 10/23   | -  | -   | -    | -   | -  |
| at CHI - 10/31   | -  | -   | -    | -   | -  |
| vs. DET - 11/8   | -  | -   | -    | -   | -  |
| at WAS - 11/13   | -  | -   | -    | -   | -  |
| vs. CAR - 11/20  | -  | -   | -    | -   | -  |
| at DET - 11/24   | -  | -   | -    | -   | -  |
| vs. DAL - 12/1   | -  | -   | -    | -   | -  |
| at JAX - 12/11   | -  | -   | -    | -   | -  |
| vs. IND - 12/18  | -  | -   | -    | -   | -  |
| at GB - 12/24    | -  | -   | -    | -   | -  |
| vs. CHI - 1/1/17 | -  | -   | -    | -   | -  |
| 2016 TOTALS      | 2  | 6   | 3.0  | 8   | 0  |
| CAREER           | 26 | 296 | 11.4 | 67t | 4  |

\* Denotes started game



# GAME-BY-GAME PASSING STATISTICS



## 8 • SAM BRADFORD • QB

| OPPONENT         | Att          | Comp  | Yds    | Pct.  | TD | INT | Lng | Sack | Lost | Rating |
|------------------|--------------|-------|--------|-------|----|-----|-----|------|------|--------|
| at TN - 9/11     | DID NOT PLAY |       |        |       |    |     |     |      |      |        |
| vs. GB - 9/18*   | 31           | 22    | 286    | 71.0% | 2  | 0   | 46  | 2    | 16   | 121.2  |
| at CAR - 9/25    | -            | -     | -      | -     | -  | -   | -   | -    | -    | -      |
| vs. NYG - 10/3   | -            | -     | -      | -     | -  | -   | -   | -    | -    | -      |
| vs. HOU 10/9     | -            | -     | -      | -     | -  | -   | -   | -    | -    | -      |
| at PHI - 10/23   | -            | -     | -      | -     | -  | -   | -   | -    | -    | -      |
| at CHI - 10/31   | -            | -     | -      | -     | -  | -   | -   | -    | -    | -      |
| vs. DET - 11/8   | -            | -     | -      | -     | -  | -   | -   | -    | -    | -      |
| at WAS - 11/13   | -            | -     | -      | -     | -  | -   | -   | -    | -    | -      |
| vs. CAR - 11/20  | -            | -     | -      | -     | -  | -   | -   | -    | -    | -      |
| at DET - 11/24   | -            | -     | -      | -     | -  | -   | -   | -    | -    | -      |
| vs. DAL - 12/1   | -            | -     | -      | -     | -  | -   | -   | -    | -    | -      |
| at JAX - 12/11   | -            | -     | -      | -     | -  | -   | -   | -    | -    | -      |
| vs. IND - 12/18  | -            | -     | -      | -     | -  | -   | -   | -    | -    | -      |
| at GB - 12/24    | -            | -     | -      | -     | -  | -   | -   | -    | -    | -      |
| vs. CHI - 1/1/17 | -            | -     | -      | -     | -  | -   | -   | -    | -    | -      |
| 2016 TOTALS      | 31           | 22    | 286    | 71.0% | 2  | 0   | 46  | 2    | 16   | 0.0    |
| CAREER           | 2,323        | 1,400 | 15,076 | 60.3% | 80 | 52  | 80t | 150  | 1038 | 81.0   |

## 13 • SHAUN HILL • QB

| OPPONENT         | Att          | Comp | Yds   | Pct.  | TD | INT | Lng | Sack | Lost | Rating |
|------------------|--------------|------|-------|-------|----|-----|-----|------|------|--------|
| at TN - 9/11*    | 33           | 18   | 236   | 54.5% | 0  | 0   | 33  | 0    | 0    | 77.3   |
| vs. GB - 9/18    | DID NOT PLAY |      |       |       |    |     |     |      |      |        |
| at CAR - 9/25    | -            | -    | -     | -     | -  | -   | -   | -    | -    | -      |
| vs. NYG - 10/3   | -            | -    | -     | -     | -  | -   | -   | -    | -    | -      |
| vs. HOU 10/9     | -            | -    | -     | -     | -  | -   | -   | -    | -    | -      |
| at PHI - 10/23   | -            | -    | -     | -     | -  | -   | -   | -    | -    | -      |
| at CHI - 10/31   | -            | -    | -     | -     | -  | -   | -   | -    | -    | -      |
| vs. DET - 11/8   | -            | -    | -     | -     | -  | -   | -   | -    | -    | -      |
| at WAS - 11/13   | -            | -    | -     | -     | -  | -   | -   | -    | -    | -      |
| vs. CAR - 11/20  | -            | -    | -     | -     | -  | -   | -   | -    | -    | -      |
| at DET - 11/24   | -            | -    | -     | -     | -  | -   | -   | -    | -    | -      |
| vs. DAL - 12/1   | -            | -    | -     | -     | -  | -   | -   | -    | -    | -      |
| at JAX - 12/11   | -            | -    | -     | -     | -  | -   | -   | -    | -    | -      |
| vs. IND - 12/18  | -            | -    | -     | -     | -  | -   | -   | -    | -    | -      |
| at GB - 12/24    | -            | -    | -     | -     | -  | -   | -   | -    | -    | -      |
| vs. CHI - 1/1/17 | -            | -    | -     | -     | -  | -   | -   | -    | -    | -      |
| 2016 TOTALS      | 33           | 18   | 236   | 54.5% | 0  | 0   | 33  | 0    | 0    | 39.6   |
| CAREER           | 1,223        | 756  | 8,289 | 61.8% | 49 | 30  | 75t | 83   | 526  | 85.2   |



\* Denotes started game

# GAME-BY-GAME RECEIVING STATISTICS



## 11 · LAQUON TREADWELL · WR

| OPPONENT         | No           | Yds | Avg | Lg | TD |
|------------------|--------------|-----|-----|----|----|
| at TN - 9/11     | DID NOT PLAY |     |     |    |    |
| vs. GB - 9/18    | 0            | 0   | 0.0 | 0  | 0  |
| at CAR - 9/25    | -            | -   | -   | -  | -  |
| vs. NYG - 10/3   | -            | -   | -   | -  | -  |
| vs. HOU 10/9     | -            | -   | -   | -  | -  |
| at PHI - 10/23   | -            | -   | -   | -  | -  |
| at CHI - 10/31   | -            | -   | -   | -  | -  |
| vs. DET - 11/8   | -            | -   | -   | -  | -  |
| at WAS - 11/13   | -            | -   | -   | -  | -  |
| vs. CAR - 11/20  | -            | -   | -   | -  | -  |
| at DET - 11/24   | -            | -   | -   | -  | -  |
| vs. DAL - 12/1   | -            | -   | -   | -  | -  |
| at JAX - 12/11   | -            | -   | -   | -  | -  |
| vs. IND - 12/18  | -            | -   | -   | -  | -  |
| at GB - 12/24    | -            | -   | -   | -  | -  |
| vs. CHI - 1/1/17 | -            | -   | -   | -  | -  |
| 2016 TOTALS      | 0            | 0   | 0.0 | 0  | 0  |
| CAREER           | 0            | 0   | 0.0 | 0  | 0  |

## 12 · CHARLES JOHNSON · WR

| OPPONENT         | No | Yds | Avg  | Lg  | TD |
|------------------|----|-----|------|-----|----|
| at TN - 9/11*    | 1  | 5   | 5.0  | 5   | 0  |
| vs. GB - 9/18*   | 2  | 15  | 7.5  | 10  | 0  |
| at CAR - 9/25    | -  | -   | -    | -   | -  |
| vs. NYG - 10/3   | -  | -   | -    | -   | -  |
| vs. HOU 10/9     | -  | -   | -    | -   | -  |
| at PHI - 10/23   | -  | -   | -    | -   | -  |
| at CHI - 10/31   | -  | -   | -    | -   | -  |
| vs. DET - 11/8   | -  | -   | -    | -   | -  |
| at WAS - 11/13   | -  | -   | -    | -   | -  |
| vs. CAR - 11/20  | -  | -   | -    | -   | -  |
| at DET - 11/24   | -  | -   | -    | -   | -  |
| vs. DAL - 12/1   | -  | -   | -    | -   | -  |
| at JAX - 12/11   | -  | -   | -    | -   | -  |
| vs. IND - 12/18  | -  | -   | -    | -   | -  |
| at GB - 12/24    | -  | -   | -    | -   | -  |
| vs. CHI - 1/1/17 | -  | -   | -    | -   | -  |
| 2016 TOTALS      | 3  | 20  | 6.7  | 10  | 0  |
| CAREER           | 43 | 622 | 14.5 | 56t | 2  |

## 14 · STEFON DIGGS · WR

| OPPONENT         | No | Yds  | Avg  | Lg  | TD |
|------------------|----|------|------|-----|----|
| at TN - 9/11*    | 7  | 103  | 14.7 | 33  | 0  |
| vs. GB - 9/18*   | 9  | 182  | 20.2 | 46  | 1  |
| at CAR - 9/25    | -  | -    | -    | -   | -  |
| vs. NYG - 10/3   | -  | -    | -    | -   | -  |
| vs. HOU 10/9     | -  | -    | -    | -   | -  |
| at PHI - 10/23   | -  | -    | -    | -   | -  |
| at CHI - 10/31   | -  | -    | -    | -   | -  |
| vs. DET - 11/8   | -  | -    | -    | -   | -  |
| at WAS - 11/13   | -  | -    | -    | -   | -  |
| vs. CAR - 11/20  | -  | -    | -    | -   | -  |
| at DET - 11/24   | -  | -    | -    | -   | -  |
| vs. DAL - 12/1   | -  | -    | -    | -   | -  |
| at JAX - 12/11   | -  | -    | -    | -   | -  |
| vs. IND - 12/18  | -  | -    | -    | -   | -  |
| at GB - 12/24    | -  | -    | -    | -   | -  |
| vs. CHI - 1/1/17 | -  | -    | -    | -   | -  |
| 2016 TOTALS      | 16 | 285  | 17.8 | 46  | 1  |
| CAREER           | 68 | 1005 | 14.8 | 40t | 5  |

## 17 · JARIUS WRIGHT · WR

| OPPONENT         | No       | Yds   | Avg  | Lg  | TD |
|------------------|----------|-------|------|-----|----|
| at TN - 9/11     | INACTIVE |       |      |     |    |
| vs. GB - 9/18    | INACTIVE |       |      |     |    |
| at CAR - 9/25    | -        | -     | -    | -   | -  |
| vs. NYG - 10/3   | -        | -     | -    | -   | -  |
| vs. HOU 10/9     | -        | -     | -    | -   | -  |
| at PHI - 10/23   | -        | -     | -    | -   | -  |
| at CHI - 10/31   | -        | -     | -    | -   | -  |
| vs. DET - 11/8   | -        | -     | -    | -   | -  |
| at WAS - 11/13   | -        | -     | -    | -   | -  |
| vs. CAR - 11/20  | -        | -     | -    | -   | -  |
| at DET - 11/24   | -        | -     | -    | -   | -  |
| vs. DAL - 12/1   | -        | -     | -    | -   | -  |
| at JAX - 12/11   | -        | -     | -    | -   | -  |
| vs. IND - 12/18  | -        | -     | -    | -   | -  |
| at GB - 12/24    | -        | -     | -    | -   | -  |
| vs. CHI - 1/1/17 | -        | -     | -    | -   | -  |
| 2016 TOTALS      | 0        | 0     | 0.0  | 0   | 0  |
| CAREER           | 124      | 1,774 | 14.3 | 87t | 7  |

## 19 · ADAM THIELEN · WR

| OPPONENT         | No | Yds | Avg  | Lg  | TD |
|------------------|----|-----|------|-----|----|
| at TN - 9/11     | 4  | 54  | 13.5 | 21  | 0  |
| vs. GB - 9/18    | 4  | 41  | 10.3 | 15  | 0  |
| at CAR - 9/25    | -  | -   | -    | -   | -  |
| vs. NYG - 10/3   | -  | -   | -    | -   | -  |
| vs. HOU 10/9     | -  | -   | -    | -   | -  |
| at PHI - 10/23   | -  | -   | -    | -   | -  |
| at CHI - 10/31   | -  | -   | -    | -   | -  |
| vs. DET - 11/8   | -  | -   | -    | -   | -  |
| at WAS - 11/13   | -  | -   | -    | -   | -  |
| vs. CAR - 11/20  | -  | -   | -    | -   | -  |
| at DET - 11/24   | -  | -   | -    | -   | -  |
| vs. DAL - 12/1   | -  | -   | -    | -   | -  |
| at JAX - 12/11   | -  | -   | -    | -   | -  |
| vs. IND - 12/18  | -  | -   | -    | -   | -  |
| at GB - 12/24    | -  | -   | -    | -   | -  |
| vs. CHI - 1/1/17 | -  | -   | -    | -   | -  |
| 2016 TOTALS      | 8  | 95  | 11.9 | 21  | 0  |
| CAREER           | 28 | 376 | 13.4 | 44t | 1  |

## 21 · JERICK MCKINNON · RB

| OPPONENT         | No | Yds | Avg  | Lg | TD |
|------------------|----|-----|------|----|----|
| at TN - 9/11     | 1  | 3   | 3.0  | 3  | 0  |
| vs. GB - 9/18    | 1  | -1  | -1.0 | -1 | 0  |
| at CAR - 9/25    | -  | -   | -    | -  | -  |
| vs. NYG - 10/3   | -  | -   | -    | -  | -  |
| vs. HOU 10/9     | -  | -   | -    | -  | -  |
| at PHI - 10/23   | -  | -   | -    | -  | -  |
| at CHI - 10/31   | -  | -   | -    | -  | -  |
| vs. DET - 11/8   | -  | -   | -    | -  | -  |
| at WAS - 11/13   | -  | -   | -    | -  | -  |
| vs. CAR - 11/20  | -  | -   | -    | -  | -  |
| at DET - 11/24   | -  | -   | -    | -  | -  |
| vs. DAL - 12/1   | -  | -   | -    | -  | -  |
| at JAX - 12/11   | -  | -   | -    | -  | -  |
| vs. IND - 12/18  | -  | -   | -    | -  | -  |
| at GB - 12/24    | -  | -   | -    | -  | -  |
| vs. CHI - 1/1/17 | -  | -   | -    | -  | -  |
| 2016 TOTALS      | 2  | 2   | 1.0  | 3  | 0  |
| CAREER           | 50 | 310 | 6.2  | 30 | 1  |

## 28 · ADRIAN PETERSON · RB

| OPPONENT         | No  | Yds   | Avg | Lg | TD |
|------------------|-----|-------|-----|----|----|
| at TN - 9/11*    | 0   | 0     | 0.0 | 0  | 0  |
| vs. GB - 9/18*   | 2   | 7     | 3.5 | 7  | 0  |
| at CAR - 9/25    | -   | -     | -   | -  | -  |
| vs. NYG - 10/3   | -   | -     | -   | -  | -  |
| vs. HOU 10/9     | -   | -     | -   | -  | -  |
| at PHI - 10/23   | -   | -     | -   | -  | -  |
| at CHI - 10/31   | -   | -     | -   | -  | -  |
| vs. DET - 11/8   | -   | -     | -   | -  | -  |
| at WAS - 11/13   | -   | -     | -   | -  | -  |
| vs. CAR - 11/20  | -   | -     | -   | -  | -  |
| at DET - 11/24   | -   | -     | -   | -  | -  |
| vs. DAL - 12/1   | -   | -     | -   | -  | -  |
| at JAX - 12/11   | -   | -     | -   | -  | -  |
| vs. IND - 12/18  | -   | -     | -   | -  | -  |
| at GB - 12/24    | -   | -     | -   | -  | -  |
| vs. CHI - 1/1/17 | -   | -     | -   | -  | -  |
| 2016 TOTALS      | 2   | 7     | 0.0 | 7  | 0  |
| CAREER           | 240 | 1,944 | 8.1 | 63 | 5  |

## 44 · MATT ASIATA · RB

| OPPONENT         | No | Yds | Avg  | Lg | TD |
|------------------|----|-----|------|----|----|
| at TN - 9/11     | 0  | 0   | 0.0  | 0  | 0  |
| vs. GB - 9/18    | 1  | 11  | 11.0 | 11 | 0  |
| at CAR - 9/25    | -  | -   | -    | -  | -  |
| vs. NYG - 10/3   | -  | -   | -    | -  | -  |
| vs. HOU 10/9     | -  | -   | -    | -  | -  |
| at PHI - 10/23   | -  | -   | -    | -  | -  |
| at CHI - 10/31   | -  | -   | -    | -  | -  |
| vs. DET - 11/8   | -  | -   | -    | -  | -  |
| at WAS - 11/13   | -  | -   | -    | -  | -  |
| vs. CAR - 11/20  | -  | -   | -    | -  | -  |
| at DET - 11/24   | -  | -   | -    | -  | -  |
| vs. DAL - 12/1   | -  | -   | -    | -  | -  |
| at JAX - 12/11   | -  | -   | -    | -  | -  |
| vs. IND - 12/18  | -  | -   | -    | -  | -  |
| at GB - 12/24    | -  | -   | -    | -  | -  |
| vs. CHI - 1/1/17 | -  | -   | -    | -  | -  |
| 2016 TOTALS      | 1  | 11  | 0.0  | 11 | 0  |
| CAREER           | 70 | 470 | 6.7  | 41 | 1  |

## 48 · ZACH LINE · FB

| OPPONENT         | No | Yds | Avg  | Lg | TD |
|------------------|----|-----|------|----|----|
| at TN - 9/11*    | 0  | 0   | 0.0  | 0  | 0  |
| vs. GB - 9/18    | 0  | 0   | 0.0  | 0  | 0  |
| at CAR - 9/25    | -  | -   | -    | -  | -  |
| vs. NYG - 10/3   | -  | -   | -    | -  | -  |
| vs. HOU 10/9     | -  | -   | -    | -  | -  |
| at PHI - 10/23   | -  | -   | -    | -  | -  |
| at CHI - 10/31   | -  | -   | -    | -  | -  |
| vs. DET - 11/8   | -  | -   | -    | -  | -  |
| at WAS - 11/13   | -  | -   | -    | -  | -  |
| vs. CAR - 11/20  | -  | -   | -    | -  | -  |
| at DET - 11/24   | -  | -   | -    | -  | -  |
| vs. DAL - 12/1   | -  | -   | -    | -  | -  |
| at JAX - 12/11   | -  | -   | -    | -  | -  |
| vs. IND - 12/18  | -  | -   | -    | -  | -  |
| at GB - 12/24    | -  | -   | -    | -  | -  |
| vs. CHI - 1/1/17 | -  | -   | -    | -  | -  |
| 2016 TOTALS      | 0  | 0   | 0.0  | 0  | 0  |
| CAREER           | 7  | 103 | 14.7 | 49 | 1  |

\* Denotes started game

# GAME-BY-GAME RECEIVING STATISTICS



## 82 · KYLE RUDOLPH · TE

| OPPONENT         | No  | Yds   | Avg  | Lg  | TD |
|------------------|-----|-------|------|-----|----|
| at TN - 9/11*    | 4   | 65    | 16.3 | 21  | 0  |
| vs. GB - 9/18*   | 3   | 31    | 10.3 | 19  | 1  |
| at CAR - 9/25    | -   | -     | -    | -   | -  |
| vs. NYG - 10/3   | -   | -     | -    | -   | -  |
| vs. HOU 10/9     | -   | -     | -    | -   | -  |
| at PHI - 10/23   | -   | -     | -    | -   | -  |
| at CHI - 10/31   | -   | -     | -    | -   | -  |
| vs. DET - 11/8   | -   | -     | -    | -   | -  |
| at WAS - 11/13   | -   | -     | -    | -   | -  |
| vs. CAR - 11/20  | -   | -     | -    | -   | -  |
| at DET - 11/24   | -   | -     | -    | -   | -  |
| vs. DAL - 12/1   | -   | -     | -    | -   | -  |
| at JAX - 12/11   | -   | -     | -    | -   | -  |
| vs. IND - 12/18  | -   | -     | -    | -   | -  |
| at GB - 12/24    | -   | -     | -    | -   | -  |
| vs. CHI - 1/1/17 | -   | -     | -    | -   | -  |
| 2016 TOTALS      | 7   | 96    | 13.7 | 21  | 1  |
| CAREER           | 189 | 1,877 | 9.9  | 47t | 23 |

## 83 · MyCOLE PRUITT · TE

| OPPONENT         | No       | Yds | Avg | Lg | TD |
|------------------|----------|-----|-----|----|----|
| at TN - 9/11     | INACTIVE |     |     |    |    |
| vs. GB - 9/18    | INACTIVE |     |     |    |    |
| at CAR - 9/25    | -        | -   | -   | -  | -  |
| vs. NYG - 10/3   | -        | -   | -   | -  | -  |
| vs. HOU 10/9     | -        | -   | -   | -  | -  |
| at PHI - 10/23   | -        | -   | -   | -  | -  |
| at CHI - 10/31   | -        | -   | -   | -  | -  |
| vs. DET - 11/8   | -        | -   | -   | -  | -  |
| at WAS - 11/13   | -        | -   | -   | -  | -  |
| vs. CAR - 11/20  | -        | -   | -   | -  | -  |
| at DET - 11/24   | -        | -   | -   | -  | -  |
| vs. DAL - 12/1   | -        | -   | -   | -  | -  |
| at JAX - 12/11   | -        | -   | -   | -  | -  |
| vs. IND - 12/18  | -        | -   | -   | -  | -  |
| at GB - 12/24    | -        | -   | -   | -  | -  |
| vs. CHI - 1/1/17 | -        | -   | -   | -  | -  |
| 2016 TOTALS      | 0        | 0   | 0.0 | 0  | 0  |
| CAREER           | 10       | 89  | 8.9 | 13 | 0  |

## 84 · CORDARRELLE PATTERSON · WR

| OPPONENT         | No | Yds | Avg  | Lg  | TD |
|------------------|----|-----|------|-----|----|
| at TN - 9/11     | 1  | 6   | 6.0  | 6   | 0  |
| vs. GB - 9/18    | 0  | 0   | 0.0  | 0   | 0  |
| at CAR - 9/25    | -  | -   | -    | -   | -  |
| vs. NYG - 10/3   | -  | -   | -    | -   | -  |
| vs. HOU 10/9     | -  | -   | -    | -   | -  |
| at PHI - 10/23   | -  | -   | -    | -   | -  |
| at CHI - 10/31   | -  | -   | -    | -   | -  |
| vs. DET - 11/8   | -  | -   | -    | -   | -  |
| at WAS - 11/13   | -  | -   | -    | -   | -  |
| vs. CAR - 11/20  | -  | -   | -    | -   | -  |
| at DET - 11/24   | -  | -   | -    | -   | -  |
| vs. DAL - 12/1   | -  | -   | -    | -   | -  |
| at JAX - 12/11   | -  | -   | -    | -   | -  |
| vs. IND - 12/18  | -  | -   | -    | -   | -  |
| at GB - 12/24    | -  | -   | -    | -   | -  |
| vs. CHI - 1/1/17 | -  | -   | -    | -   | -  |
| 2016 TOTALS      | 1  | 6   | 6.0  | 6   | 0  |
| CAREER           | 81 | 869 | 10.7 | 79t | 5  |

## 85 · RHETT ELLISON · TE

| OPPONENT         | No | Yds | Avg  | Lg | TD |
|------------------|----|-----|------|----|----|
| at TN - 9/11     | 0  | 0   | 0.0  | 0  | 0  |
| vs. GB - 9/18    | 0  | 0   | 0.0  | 0  | 0  |
| at CAR - 9/25    | -  | -   | -    | -  | -  |
| vs. NYG - 10/3   | -  | -   | -    | -  | -  |
| vs. HOU 10/9     | -  | -   | -    | -  | -  |
| at PHI - 10/23   | -  | -   | -    | -  | -  |
| at CHI - 10/31   | -  | -   | -    | -  | -  |
| vs. DET - 11/8   | -  | -   | -    | -  | -  |
| at WAS - 11/13   | -  | -   | -    | -  | -  |
| vs. CAR - 11/20  | -  | -   | -    | -  | -  |
| at DET - 11/24   | -  | -   | -    | -  | -  |
| vs. DAL - 12/1   | -  | -   | -    | -  | -  |
| at JAX - 12/11   | -  | -   | -    | -  | -  |
| vs. IND - 12/18  | -  | -   | -    | -  | -  |
| at GB - 12/24    | -  | -   | -    | -  | -  |
| vs. CHI - 1/1/17 | -  | -   | -    | -  | -  |
| 2016 TOTALS      | 0  | 0   | 0.0  | 0  | 0  |
| CAREER           | 42 | 458 | 10.9 | 41 | 3  |

## 89 · DAVID MORGAN · TE

| OPPONENT         | No | Yds | Avg | Lg | TD |
|------------------|----|-----|-----|----|----|
| at TN - 9/11     | 0  | 0   | 0.0 | 0  | 0  |
| vs. GB - 9/18    | 0  | 0   | 0.0 | 0  | 0  |
| at CAR - 9/25    | -  | -   | -   | -  | -  |
| vs. NYG - 10/3   | -  | -   | -   | -  | -  |
| vs. HOU 10/9     | -  | -   | -   | -  | -  |
| at PHI - 10/23   | -  | -   | -   | -  | -  |
| at CHI - 10/31   | -  | -   | -   | -  | -  |
| vs. DET - 11/8   | -  | -   | -   | -  | -  |
| at WAS - 11/13   | -  | -   | -   | -  | -  |
| vs. CAR - 11/20  | -  | -   | -   | -  | -  |
| at DET - 11/24   | -  | -   | -   | -  | -  |
| vs. DAL - 12/1   | -  | -   | -   | -  | -  |
| at JAX - 12/11   | -  | -   | -   | -  | -  |
| vs. IND - 12/18  | -  | -   | -   | -  | -  |
| at GB - 12/24    | -  | -   | -   | -  | -  |
| vs. CHI - 1/1/17 | -  | -   | -   | -  | -  |
| 2016 TOTALS      | 0  | 0   | 0.0 | 0  | 0  |
| CAREER           | 0  | 0   | 0.0 | 0  | 0  |



\* Denotes started game

# GAME-BY-GAME SPECIAL TEAMS STATISTICS



## KICK RETURNS

### 84 · CORDARRELLE PATTERSON · WR

| OPPONENT         | No  | Yds  | Avg  | FC | Lg   | TD |
|------------------|-----|------|------|----|------|----|
| at TN - 9/11     | 1   | 61   | 61.0 | 0  | 61   | 0  |
| vs. GB - 9/18    | 2   | 62   | 31.0 | 0  | 37   | 0  |
| at CAR - 9/25    | -   | -    | -    | -  | -    | -  |
| vs. NYG - 10/3   | -   | -    | -    | -  | -    | -  |
| vs. HOU 10/9     | -   | -    | -    | -  | -    | -  |
| at PHI - 10/23   | -   | -    | -    | -  | -    | -  |
| at CHI - 10/31   | -   | -    | -    | -  | -    | -  |
| vs. DET - 11/8   | -   | -    | -    | -  | -    | -  |
| at WAS - 11/13   | -   | -    | -    | -  | -    | -  |
| vs. CAR - 11/20  | -   | -    | -    | -  | -    | -  |
| at DET - 11/24   | -   | -    | -    | -  | -    | -  |
| vs. DAL - 12/1   | -   | -    | -    | -  | -    | -  |
| at JAX - 12/11   | -   | -    | -    | -  | -    | -  |
| vs. IND - 12/18  | -   | -    | -    | -  | -    | -  |
| at GB - 12/24    | -   | -    | -    | -  | -    | -  |
| vs. CHI - 1/1/17 | -   | -    | -    | -  | -    | -  |
| 2016 TOTALS      | 3   | 123  | 41.0 | 0  | 61   | 0  |
| CAREER           | 112 | 3406 | 30.4 | 0  | 109t | 4  |

## PUNT RETURNS

### 35 · MARCUS SHERELS · CB

| OPPONENT         | No  | Yds   | Avg  | FC  | Lg  | TD |
|------------------|-----|-------|------|-----|-----|----|
| at TN - 9/11     | 3   | 10    | 3.3  | 2   | 12  | 0  |
| vs. GB - 9/18    | 0   | 0     | 0.0  | 3   | 0   | 0  |
| at CAR - 9/25    | -   | -     | -    | -   | -   | -  |
| vs. NYG - 10/3   | -   | -     | -    | -   | -   | -  |
| vs. HOU 10/9     | -   | -     | -    | -   | -   | -  |
| at PHI - 10/23   | -   | -     | -    | -   | -   | -  |
| at CHI - 10/31   | -   | -     | -    | -   | -   | -  |
| vs. DET - 11/8   | -   | -     | -    | -   | -   | -  |
| at WAS - 11/13   | -   | -     | -    | -   | -   | -  |
| vs. CAR - 11/20  | -   | -     | -    | -   | -   | -  |
| at DET - 11/24   | -   | -     | -    | -   | -   | -  |
| vs. DAL - 12/1   | -   | -     | -    | -   | -   | -  |
| at JAX - 12/11   | -   | -     | -    | -   | -   | -  |
| vs. IND - 12/18  | -   | -     | -    | -   | -   | -  |
| at GB - 12/24    | -   | -     | -    | -   | -   | -  |
| vs. CHI - 1/1/17 | -   | -     | -    | -   | -   | -  |
| 2016 TOTALS      | 3   | 10    | 3.3  | 5   | 12  | 0  |
| CAREER           | 151 | 1,517 | 10.0 | 120 | 86t | 3  |

\* Denotes started game

# GAME-BY-GAME SPECIAL TEAMS STATISTICS



## PUNTS

18 · JEFF LOCKE · P

| OPPONENT         | No  | Yds   | Avg  | Ret. | Ret. Yds. | Net Yds. | Net Avg. | TB | I20 | LG | BL |
|------------------|-----|-------|------|------|-----------|----------|----------|----|-----|----|----|
| at TN - 9/11     | 3   | 113   | 37.7 | 1    | 14        | 33       | 0.0      | 0  | 1   | 51 | 0  |
| vs. GB - 9/18    | 7   | 273   | 39.0 | 0    | 0         | 39       | 0.0      | 0  | 5   | 50 | 0  |
| at CAR - 9/25    | -   | -     | -    | -    | -         | -        | -        | -  | -   | -  | -  |
| vs. NYG - 10/3   | -   | -     | -    | -    | -         | -        | -        | -  | -   | -  | -  |
| vs. HOU 10/9     | -   | -     | -    | -    | -         | -        | -        | -  | -   | -  | -  |
| at PHI - 10/23   | -   | -     | -    | -    | -         | -        | -        | -  | -   | -  | -  |
| at CHI - 10/31   | -   | -     | -    | -    | -         | -        | -        | -  | -   | -  | -  |
| vs. DET - 11/8   | -   | -     | -    | -    | -         | -        | -        | -  | -   | -  | -  |
| at WAS - 11/13   | -   | -     | -    | -    | -         | -        | -        | -  | -   | -  | -  |
| vs. CAR - 11/20  | -   | -     | -    | -    | -         | -        | -        | -  | -   | -  | -  |
| at DET - 11/24   | -   | -     | -    | -    | -         | -        | -        | -  | -   | -  | -  |
| vs. DAL - 12/1   | -   | -     | -    | -    | -         | -        | -        | -  | -   | -  | -  |
| at JAX - 12/11   | -   | -     | -    | -    | -         | -        | -        | -  | -   | -  | -  |
| vs. IND - 12/18  | -   | -     | -    | -    | -         | -        | -        | -  | -   | -  | -  |
| at GB - 12/24    | -   | -     | -    | -    | -         | -        | -        | -  | -   | -  | -  |
| vs. CHI - 1/1/17 | -   | -     | -    | -    | -         | -        | -        | -  | -   | -  | -  |
| 2016 TOTALS      | 10  | 386   | 38.6 | 1    | 14        | 72       | 7.2      | 0  | 6   | 51 | 0  |
| CAREER           | 226 | 9,766 | 43.2 | 104  | 739       | 8,467    | 37.5     | 14 | 73  | 65 | 1  |

## KICKING

3 · BLAIR WALSH · K

| OPPONENT         | 1-19 |   | 20-29 |    | 30-39 |    | 40-49 |    | 50+ |    | FGs |     | FG Pct | PATs |     |
|------------------|------|---|-------|----|-------|----|-------|----|-----|----|-----|-----|--------|------|-----|
|                  | M    | A | M     | A  | M     | A  | M     | A  | M   | A  | M   | A   | M      | A    |     |
| at TN - 9/11     | 0    | 0 | 0     | 0  | 2     | 3  | 1     | 1  | 1   | 2  | 4   | 6   | 66.7%  | 1    | 2   |
| vs. GB - 9/18    | 0    | 0 | 0     | 0  | 0     | 0  | 1     | 1  | 0   | 0  | 1   | 1   | 100.0% | 2    | 2   |
| at CAR - 9/25    | -    | - | -     | -  | -     | -  | -     | -  | -   | -  | -   | -   | -      | -    | -   |
| vs. NYG - 10/3   | -    | - | -     | -  | -     | -  | -     | -  | -   | -  | -   | -   | -      | -    | -   |
| vs. HOU 10/9     | -    | - | -     | -  | -     | -  | -     | -  | -   | -  | -   | -   | -      | -    | -   |
| at PHI - 10/23   | -    | - | -     | -  | -     | -  | -     | -  | -   | -  | -   | -   | -      | -    | -   |
| at CHI - 10/31   | -    | - | -     | -  | -     | -  | -     | -  | -   | -  | -   | -   | -      | -    | -   |
| vs. DET - 11/8   | -    | - | -     | -  | -     | -  | -     | -  | -   | -  | -   | -   | -      | -    | -   |
| at WAS - 11/13   | -    | - | -     | -  | -     | -  | -     | -  | -   | -  | -   | -   | -      | -    | -   |
| vs. CAR - 11/20  | -    | - | -     | -  | -     | -  | -     | -  | -   | -  | -   | -   | -      | -    | -   |
| at DET - 11/24   | -    | - | -     | -  | -     | -  | -     | -  | -   | -  | -   | -   | -      | -    | -   |
| vs. DAL - 12/1   | -    | - | -     | -  | -     | -  | -     | -  | -   | -  | -   | -   | -      | -    | -   |
| at JAX - 12/11   | -    | - | -     | -  | -     | -  | -     | -  | -   | -  | -   | -   | -      | -    | -   |
| vs. IND - 12/18  | -    | - | -     | -  | -     | -  | -     | -  | -   | -  | -   | -   | -      | -    | -   |
| at GB - 12/24    | -    | - | -     | -  | -     | -  | -     | -  | -   | -  | -   | -   | -      | -    | -   |
| vs. CHI - 1/1/17 | -    | - | -     | -  | -     | -  | -     | -  | -   | -  | -   | -   | -      | -    | -   |
| 2016 TOTALS      | 0    | 0 | 0     | 0  | 2     | 3  | 2     | 2  | 1   | 2  | 5   | 7   | 71.4%  | 3    | 4   |
| CAREER           | 2    | 2 | 30    | 31 | 43    | 49 | 27    | 33 | 24  | 34 | 126 | 149 | 84.6%  | 143  | 149 |

\* Denotes started game





# GAME-BY-GAME DEFENSIVE STATISTICS



| 96 · BRIAN ROBISON · DE |     |     |     |      |      |     |    |    |     |    |  |  |
|-------------------------|-----|-----|-----|------|------|-----|----|----|-----|----|--|--|
| OPPONENT                | U   | A   | T   | TFL  | SK   | QH  | FF | FR | INT | PD |  |  |
| at TN - 9/11*           | 1   | 1   | 2   | 1.0  | 0.0  | 0   | 0  | 0  | 0   | 1  |  |  |
| vs. GB - 9/18*          | 1   | 1   | 2   | 1.0  | 1.0  | 1   | 1  | 0  | 0   | 0  |  |  |
| at CAR - 9/25           | -   | -   | -   | -    | -    | -   | -  | -  | -   | -  |  |  |
| vs. NYG - 10/3          | -   | -   | -   | -    | -    | -   | -  | -  | -   | -  |  |  |
| vs. HOU 10/9            | -   | -   | -   | -    | -    | -   | -  | -  | -   | -  |  |  |
| at PHI - 10/23          | -   | -   | -   | -    | -    | -   | -  | -  | -   | -  |  |  |
| at CHI - 10/31          | -   | -   | -   | -    | -    | -   | -  | -  | -   | -  |  |  |
| vs. DET - 11/8          | -   | -   | -   | -    | -    | -   | -  | -  | -   | -  |  |  |
| at WAS - 11/13          | -   | -   | -   | -    | -    | -   | -  | -  | -   | -  |  |  |
| vs. CAR - 11/20         | -   | -   | -   | -    | -    | -   | -  | -  | -   | -  |  |  |
| at DET - 11/24          | -   | -   | -   | -    | -    | -   | -  | -  | -   | -  |  |  |
| vs. DAL - 12/1          | -   | -   | -   | -    | -    | -   | -  | -  | -   | -  |  |  |
| at JAX - 12/11          | -   | -   | -   | -    | -    | -   | -  | -  | -   | -  |  |  |
| vs. IND - 12/18         | -   | -   | -   | -    | -    | -   | -  | -  | -   | -  |  |  |
| at GB - 12/24           | -   | -   | -   | -    | -    | -   | -  | -  | -   | -  |  |  |
| vs. CHI - 1/1/17        | -   | -   | -   | -    | -    | -   | -  | -  | -   | -  |  |  |
| 2016 TOTALS             | 2   | 2   | 4   | 2.0  | 1.0  | 1   | 1  | 0  | 0   | 1  |  |  |
| CAREER                  | 186 | 104 | 290 | 65.0 | 49.5 | 244 | 11 | 8  | 0   | 22 |  |  |

| 97 · EVERSON GRIFFEN · DE |     |    |     |      |      |     |    |    |     |    |  |  |
|---------------------------|-----|----|-----|------|------|-----|----|----|-----|----|--|--|
| OPPONENT                  | U   | A  | T   | TFL  | SK   | QH  | FF | FR | INT | PD |  |  |
| at TN - 9/11*             | 3   | 0  | 3   | 0.0  | 0.0  | 5   | 0  | 0  | 0   | 0  |  |  |
| vs. GB - 9/18*            | 2   | 1  | 3   | 2.0  | 1.0  | 5   | 1  | 0  | 0   | 0  |  |  |
| at CAR - 9/25             | -   | -  | -   | -    | -    | -   | -  | -  | -   | -  |  |  |
| vs. NYG - 10/3            | -   | -  | -   | -    | -    | -   | -  | -  | -   | -  |  |  |
| vs. HOU 10/9              | -   | -  | -   | -    | -    | -   | -  | -  | -   | -  |  |  |
| at PHI - 10/23            | -   | -  | -   | -    | -    | -   | -  | -  | -   | -  |  |  |
| at CHI - 10/31            | -   | -  | -   | -    | -    | -   | -  | -  | -   | -  |  |  |
| vs. DET - 11/8            | -   | -  | -   | -    | -    | -   | -  | -  | -   | -  |  |  |
| at WAS - 11/13            | -   | -  | -   | -    | -    | -   | -  | -  | -   | -  |  |  |
| vs. CAR - 11/20           | -   | -  | -   | -    | -    | -   | -  | -  | -   | -  |  |  |
| at DET - 11/24            | -   | -  | -   | -    | -    | -   | -  | -  | -   | -  |  |  |
| vs. DAL - 12/1            | -   | -  | -   | -    | -    | -   | -  | -  | -   | -  |  |  |
| at JAX - 12/11            | -   | -  | -   | -    | -    | -   | -  | -  | -   | -  |  |  |
| vs. IND - 12/18           | -   | -  | -   | -    | -    | -   | -  | -  | -   | -  |  |  |
| at GB - 12/24             | -   | -  | -   | -    | -    | -   | -  | -  | -   | -  |  |  |
| vs. CHI - 1/1/17          | -   | -  | -   | -    | -    | -   | -  | -  | -   | -  |  |  |
| 2016 TOTALS               | 5   | 1  | 6   | 2.0  | 1.0  | 10  | 1  | 0  | 0   | 0  |  |  |
| CAREER                    | 135 | 83 | 218 | 63.0 | 41.0 | 223 | 4  | 3  | 1   | 12 |  |  |

| 98 · LINVAL JOSEPH · DT |     |     |     |      |      |    |    |    |     |    |  |  |
|-------------------------|-----|-----|-----|------|------|----|----|----|-----|----|--|--|
| OPPONENT                | U   | A   | T   | TFL  | SK   | QH | FF | FR | INT | PD |  |  |
| at TN - 9/11*           | 2   | 6   | 8   | 1.0  | 1.0  | 2  | 1  | 0  | 0   | 0  |  |  |
| vs. GB - 9/18*          | 5   | 3   | 8   | 3.0  | 1.0  | 5  | 0  | 0  | 0   | 0  |  |  |
| at CAR - 9/25           | -   | -   | -   | -    | -    | -  | -  | -  | -   | -  |  |  |
| vs. NYG - 10/3          | -   | -   | -   | -    | -    | -  | -  | -  | -   | -  |  |  |
| vs. HOU 10/9            | -   | -   | -   | -    | -    | -  | -  | -  | -   | -  |  |  |
| at PHI - 10/23          | -   | -   | -   | -    | -    | -  | -  | -  | -   | -  |  |  |
| at CHI - 10/31          | -   | -   | -   | -    | -    | -  | -  | -  | -   | -  |  |  |
| vs. DET - 11/8          | -   | -   | -   | -    | -    | -  | -  | -  | -   | -  |  |  |
| at WAS - 11/13          | -   | -   | -   | -    | -    | -  | -  | -  | -   | -  |  |  |
| vs. CAR - 11/20         | -   | -   | -   | -    | -    | -  | -  | -  | -   | -  |  |  |
| at DET - 11/24          | -   | -   | -   | -    | -    | -  | -  | -  | -   | -  |  |  |
| vs. DAL - 12/1          | -   | -   | -   | -    | -    | -  | -  | -  | -   | -  |  |  |
| at JAX - 12/11          | -   | -   | -   | -    | -    | -  | -  | -  | -   | -  |  |  |
| vs. IND - 12/18         | -   | -   | -   | -    | -    | -  | -  | -  | -   | -  |  |  |
| at GB - 12/24           | -   | -   | -   | -    | -    | -  | -  | -  | -   | -  |  |  |
| vs. CHI - 1/1/17        | -   | -   | -   | -    | -    | -  | -  | -  | -   | -  |  |  |
| 2016 TOTALS             | 7   | 9   | 16  | 4.0  | 2.0  | 7  | 1  | 0  | 0   | 0  |  |  |
| CAREER                  | 226 | 141 | 367 | 12.0 | 14.0 | 33 | 4  | 3  | 0   | 6  |  |  |

| 99 · DANIELLE HUNTER · DE |    |    |    |      |     |    |    |    |     |    |  |  |
|---------------------------|----|----|----|------|-----|----|----|----|-----|----|--|--|
| OPPONENT                  | U  | A  | T  | TFL  | SK  | QH | FF | FR | INT | PD |  |  |
| at TN - 9/11              | 3  | 1  | 4  | 1.0  | 1.0 | 5  | 0  | 1  | 0   | 0  |  |  |
| vs. GB - 9/18             | 3  | 1  | 4  | 1.0  | 1.0 | 2  | 1  | 0  | 0   | 0  |  |  |
| at CAR - 9/25             | -  | -  | -  | -    | -   | -  | -  | -  | -   | -  |  |  |
| vs. NYG - 10/3            | -  | -  | -  | -    | -   | -  | -  | -  | -   | -  |  |  |
| vs. HOU 10/9              | -  | -  | -  | -    | -   | -  | -  | -  | -   | -  |  |  |
| at PHI - 10/23            | -  | -  | -  | -    | -   | -  | -  | -  | -   | -  |  |  |
| at CHI - 10/31            | -  | -  | -  | -    | -   | -  | -  | -  | -   | -  |  |  |
| vs. DET - 11/8            | -  | -  | -  | -    | -   | -  | -  | -  | -   | -  |  |  |
| at WAS - 11/13            | -  | -  | -  | -    | -   | -  | -  | -  | -   | -  |  |  |
| vs. CAR - 11/20           | -  | -  | -  | -    | -   | -  | -  | -  | -   | -  |  |  |
| at DET - 11/24            | -  | -  | -  | -    | -   | -  | -  | -  | -   | -  |  |  |
| vs. DAL - 12/1            | -  | -  | -  | -    | -   | -  | -  | -  | -   | -  |  |  |
| at JAX - 12/11            | -  | -  | -  | -    | -   | -  | -  | -  | -   | -  |  |  |
| vs. IND - 12/18           | -  | -  | -  | -    | -   | -  | -  | -  | -   | -  |  |  |
| at GB - 12/24             | -  | -  | -  | -    | -   | -  | -  | -  | -   | -  |  |  |
| vs. CHI - 1/1/17          | -  | -  | -  | -    | -   | -  | -  | -  | -   | -  |  |  |
| 2016 TOTALS               | 6  | 2  | 8  | 2.0  | 2.0 | 7  | 1  | 1  | 0   | 0  |  |  |
| CAREER                    | 30 | 12 | 42 | 12.0 | 8.0 | 32 | 2  | 1  | 0   | 1  |  |  |



Minnesota Vikings DE Everson Griffen posted back-to-back 10+ sacks seasons in his 1st two seasons as a fulltime starter.

Griffen was named to his first career Pro Bowl after notching his second consecutive season of double-digit sacks. Griffen finished tied for fourth in the NFC and 12th in the NFL with 10.5 sacks this season.

\* Denotes started game





# GAME-BY-GAME SPECIAL TEAMS STATISTICS



## 48 • ZACH LINE • FB

| OPPONENT         | U | A | T | FF | FR | BK |
|------------------|---|---|---|----|----|----|
| at TN - 9/11*    | 0 | 0 | 0 | 0  | 0  | 0  |
| vs. GB - 9/18    | 1 | 0 | 1 | 0  | 0  | 0  |
| at CAR - 9/25    | - | - | - | -  | -  | -  |
| vs. NYG - 10/3   | - | - | - | -  | -  | -  |
| vs. HOU 10/9     | - | - | - | -  | -  | -  |
| at PHI - 10/23   | - | - | - | -  | -  | -  |
| at CHI - 10/31   | - | - | - | -  | -  | -  |
| vs. DET - 11/8   | - | - | - | -  | -  | -  |
| at WAS - 11/13   | - | - | - | -  | -  | -  |
| vs. CAR - 11/20  | - | - | - | -  | -  | -  |
| at DET - 11/24   | - | - | - | -  | -  | -  |
| vs. DAL - 12/1   | - | - | - | -  | -  | -  |
| at JAX - 12/11   | - | - | - | -  | -  | -  |
| vs. IND - 12/18  | - | - | - | -  | -  | -  |
| at GB - 12/24    | - | - | - | -  | -  | -  |
| vs. CHI - 1/1/17 | - | - | - | -  | -  | -  |
| 2016 TOTALS      | 1 | 0 | 1 | 0  | 0  | 0  |

## 51 • EDMOND ROBINSON • LB

| OPPONENT         | U        | A | T | FF | FR | BK |
|------------------|----------|---|---|----|----|----|
| at TN - 9/11     | INACTIVE |   |   |    |    |    |
| vs. GB - 9/18    | INACTIVE |   |   |    |    |    |
| at CAR - 9/25    | -        | - | - | -  | -  | -  |
| vs. NYG - 10/3   | -        | - | - | -  | -  | -  |
| vs. HOU 10/9     | -        | - | - | -  | -  | -  |
| at PHI - 10/23   | -        | - | - | -  | -  | -  |
| at CHI - 10/31   | -        | - | - | -  | -  | -  |
| vs. DET - 11/8   | -        | - | - | -  | -  | -  |
| at WAS - 11/13   | -        | - | - | -  | -  | -  |
| vs. CAR - 11/20  | -        | - | - | -  | -  | -  |
| at DET - 11/24   | -        | - | - | -  | -  | -  |
| vs. DAL - 12/1   | -        | - | - | -  | -  | -  |
| at JAX - 12/11   | -        | - | - | -  | -  | -  |
| vs. IND - 12/18  | -        | - | - | -  | -  | -  |
| at GB - 12/24    | -        | - | - | -  | -  | -  |
| vs. CHI - 1/1/17 | -        | - | - | -  | -  | -  |
| 2016 TOTALS      | 0        | 0 | 0 | 0  | 0  | 0  |

## 54 • ERIC KENDRICKS • LB

| OPPONENT         | U | A | T | FF | FR | BK |
|------------------|---|---|---|----|----|----|
| at TN - 9/11*    | 0 | 0 | 0 | 0  | 0  | 0  |
| vs. GB - 9/18*   | 0 | 0 | 0 | 0  | 0  | 0  |
| at CAR - 9/25    | - | - | - | -  | -  | -  |
| vs. NYG - 10/3   | - | - | - | -  | -  | -  |
| vs. HOU 10/9     | - | - | - | -  | -  | -  |
| at PHI - 10/23   | - | - | - | -  | -  | -  |
| at CHI - 10/31   | - | - | - | -  | -  | -  |
| vs. DET - 11/8   | - | - | - | -  | -  | -  |
| at WAS - 11/13   | - | - | - | -  | -  | -  |
| vs. CAR - 11/20  | - | - | - | -  | -  | -  |
| at DET - 11/24   | - | - | - | -  | -  | -  |
| vs. DAL - 12/1   | - | - | - | -  | -  | -  |
| at JAX - 12/11   | - | - | - | -  | -  | -  |
| vs. IND - 12/18  | - | - | - | -  | -  | -  |
| at GB - 12/24    | - | - | - | -  | -  | -  |
| vs. CHI - 1/1/17 | - | - | - | -  | -  | -  |
| 2016 TOTALS      | 0 | 0 | 0 | 0  | 0  | 0  |

## 57 • AUDIE COLE • LB

| OPPONENT         | U | A | T | FF | FR | BK |
|------------------|---|---|---|----|----|----|
| at TN - 9/11     | 0 | 0 | 0 | 0  | 0  | 0  |
| vs. GB - 9/18    | 0 | 1 | 1 | 0  | 0  | 0  |
| at CAR - 9/25    | - | - | - | -  | -  | -  |
| vs. NYG - 10/3   | - | - | - | -  | -  | -  |
| vs. HOU 10/9     | - | - | - | -  | -  | -  |
| at PHI - 10/23   | - | - | - | -  | -  | -  |
| at CHI - 10/31   | - | - | - | -  | -  | -  |
| vs. DET - 11/8   | - | - | - | -  | -  | -  |
| at WAS - 11/13   | - | - | - | -  | -  | -  |
| vs. CAR - 11/20  | - | - | - | -  | -  | -  |
| at DET - 11/24   | - | - | - | -  | -  | -  |
| vs. DAL - 12/1   | - | - | - | -  | -  | -  |
| at JAX - 12/11   | - | - | - | -  | -  | -  |
| vs. IND - 12/18  | - | - | - | -  | -  | -  |
| at GB - 12/24    | - | - | - | -  | -  | -  |
| vs. CHI - 1/1/17 | - | - | - | -  | -  | -  |
| 2016 TOTALS      | 0 | 1 | 1 | 0  | 0  | 0  |

## 59 • EMMANUEL LAMUR • LB

| OPPONENT         | U | A | T | FF | FR | BK |
|------------------|---|---|---|----|----|----|
| at TN - 9/11     | 0 | 1 | 1 | 0  | 0  | 0  |
| vs. GB - 9/18    | 0 | 1 | 1 | 0  | 0  | 0  |
| at CAR - 9/25    | - | - | - | -  | -  | -  |
| vs. NYG - 10/3   | - | - | - | -  | -  | -  |
| vs. HOU 10/9     | - | - | - | -  | -  | -  |
| at PHI - 10/23   | - | - | - | -  | -  | -  |
| at CHI - 10/31   | - | - | - | -  | -  | -  |
| vs. DET - 11/8   | - | - | - | -  | -  | -  |
| at WAS - 11/13   | - | - | - | -  | -  | -  |
| vs. CAR - 11/20  | - | - | - | -  | -  | -  |
| at DET - 11/24   | - | - | - | -  | -  | -  |
| vs. DAL - 12/1   | - | - | - | -  | -  | -  |
| at JAX - 12/11   | - | - | - | -  | -  | -  |
| vs. IND - 12/18  | - | - | - | -  | -  | -  |
| at GB - 12/24    | - | - | - | -  | -  | -  |
| vs. CHI - 1/1/17 | - | - | - | -  | -  | -  |
| 2016 TOTALS      | 0 | 2 | 2 | 0  | 0  | 0  |

## 83 • MyCOLE PRUITT • TE

| OPPONENT         | U        | A | T | FF | FR | BK |
|------------------|----------|---|---|----|----|----|
| at TN - 9/11     | INACTIVE |   |   |    |    |    |
| vs. GB - 9/18    | INACTIVE |   |   |    |    |    |
| at CAR - 9/25    | -        | - | - | -  | -  | -  |
| vs. NYG - 10/3   | -        | - | - | -  | -  | -  |
| vs. HOU 10/9     | -        | - | - | -  | -  | -  |
| at PHI - 10/23   | -        | - | - | -  | -  | -  |
| at CHI - 10/31   | -        | - | - | -  | -  | -  |
| vs. DET - 11/8   | -        | - | - | -  | -  | -  |
| at WAS - 11/13   | -        | - | - | -  | -  | -  |
| vs. CAR - 11/20  | -        | - | - | -  | -  | -  |
| at DET - 11/24   | -        | - | - | -  | -  | -  |
| vs. DAL - 12/1   | -        | - | - | -  | -  | -  |
| at JAX - 12/11   | -        | - | - | -  | -  | -  |
| vs. IND - 12/18  | -        | - | - | -  | -  | -  |
| at GB - 12/24    | -        | - | - | -  | -  | -  |
| vs. CHI - 1/1/17 | -        | - | - | -  | -  | -  |
| 2016 TOTALS      | 0        | 0 | 0 | 0  | 0  | 0  |

## 85 • RHETT ELLISON • TE

| OPPONENT         | U | A | T | FF | FR | BK |
|------------------|---|---|---|----|----|----|
| at TN - 9/11     | 0 | 0 | 0 | 0  | 0  | 0  |
| vs. GB - 9/18    | 0 | 0 | 0 | 0  | 0  | 0  |
| at CAR - 9/25    | - | - | - | -  | -  | -  |
| vs. NYG - 10/3   | - | - | - | -  | -  | -  |
| vs. HOU 10/9     | - | - | - | -  | -  | -  |
| at PHI - 10/23   | - | - | - | -  | -  | -  |
| at CHI - 10/31   | - | - | - | -  | -  | -  |
| vs. DET - 11/8   | - | - | - | -  | -  | -  |
| at WAS - 11/13   | - | - | - | -  | -  | -  |
| vs. CAR - 11/20  | - | - | - | -  | -  | -  |
| at DET - 11/24   | - | - | - | -  | -  | -  |
| vs. DAL - 12/1   | - | - | - | -  | -  | -  |
| at JAX - 12/11   | - | - | - | -  | -  | -  |
| vs. IND - 12/18  | - | - | - | -  | -  | -  |
| at GB - 12/24    | - | - | - | -  | -  | -  |
| vs. CHI - 1/1/17 | - | - | - | -  | -  | -  |
| 2016 TOTALS      | 0 | 0 | 0 | 0  | 0  | 0  |

## 89 • DAVID MORGAN • TE

| OPPONENT         | U | A | T | FF | FR | BK |
|------------------|---|---|---|----|----|----|
| at TN - 9/11     | 0 | 0 | 0 | 0  | 0  | 0  |
| vs. GB - 9/18    | 0 | 0 | 0 | 0  | 0  | 0  |
| at CAR - 9/25    | - | - | - | -  | -  | -  |
| vs. NYG - 10/3   | - | - | - | -  | -  | -  |
| vs. HOU 10/9     | - | - | - | -  | -  | -  |
| at PHI - 10/23   | - | - | - | -  | -  | -  |
| at CHI - 10/31   | - | - | - | -  | -  | -  |
| vs. DET - 11/8   | - | - | - | -  | -  | -  |
| at WAS - 11/13   | - | - | - | -  | -  | -  |
| vs. CAR - 11/20  | - | - | - | -  | -  | -  |
| at DET - 11/24   | - | - | - | -  | -  | -  |
| vs. DAL - 12/1   | - | - | - | -  | -  | -  |
| at JAX - 12/11   | - | - | - | -  | -  | -  |
| vs. IND - 12/18  | - | - | - | -  | -  | -  |
| at GB - 12/24    | - | - | - | -  | -  | -  |
| vs. CHI - 1/1/17 | - | - | - | -  | -  | -  |
| 2016 TOTALS      | 0 | 0 | 0 | 0  | 0  | 0  |

## 94 • JUSTIN TRATTOU • DE

| OPPONENT         | U | A | T | FF | FR | BK |
|------------------|---|---|---|----|----|----|
| at TN - 9/11     | 0 | 0 | 0 | 0  | 0  | 0  |
| vs. GB - 9/18    | 0 | 0 | 0 | 0  | 0  | 0  |
| at CAR - 9/25    | - | - | - | -  | -  | -  |
| vs. NYG - 10/3   | - | - | - | -  | -  | -  |
| vs. HOU 10/9     | - | - | - | -  | -  | -  |
| at PHI - 10/23   | - | - | - | -  | -  | -  |
| at CHI - 10/31   | - | - | - | -  | -  | -  |
| vs. DET - 11/8   | - | - | - | -  | -  | -  |
| at WAS - 11/13   | - | - | - | -  | -  | -  |
| vs. CAR - 11/20  | - | - | - | -  | -  | -  |
| at DET - 11/24   | - | - | - | -  | -  | -  |
| vs. DAL - 12/1   | - | - | - | -  | -  | -  |
| at JAX - 12/11   | - | - | - | -  | -  | -  |
| vs. IND - 12/18  | - | - | - | -  | -  | -  |
| at GB - 12/24    | - | - | - | -  | -  | -  |
| vs. CHI - 1/1/17 | - | - | - | -  | -  | -  |
| 2016 TOTALS      | 0 | 0 | 0 | 0  | 0  | 0  |

## 99 • DANIELLE HUNTER • DE

| OPPONENT         | U | A | T | FF | FR | BK |
|------------------|---|---|---|----|----|----|
| at TN - 9/11     | 0 | 1 | 1 | 0  | 0  | 0  |
| vs. GB - 9/18    | 0 | 0 | 0 | 0  | 0  | 0  |
| at CAR - 9/25    | - | - | - | -  | -  | -  |
| vs. NYG - 10/3   | - | - | - | -  | -  | -  |
| vs. HOU 10/9     | - | - | - | -  | -  | -  |
| at PHI - 10/23   | - | - | - | -  | -  | -  |
| at CHI - 10/31   | - | - | - | -  | -  | -  |
| vs. DET - 11/8   | - | - | - | -  | -  | -  |
| at WAS - 11/13   | - | - | - | -  | -  | -  |
| vs. CAR - 11/20  | - | - | - | -  | -  | -  |
| at DET - 11/24   | - | - | - | -  | -  | -  |
| vs. DAL - 12/1   | - | - | - | -  | -  | -  |
| at JAX - 12/11   | - | - | - | -  | -  | -  |
| vs. IND - 12/18  | - | - | - | -  | -  | -  |
| at GB - 12/24    | - | - | - | -  | -  | -  |
| vs. CHI - 1/1/17 | - | - | - | -  | -  | -  |
| 2016 TOTALS      | 0 | 1 | 1 | 0  | 0  | 0  |

\* Denotes started game

# THE LAST TIME... (playoff games in italics)



| BY THE VIKINGS   | CATEGORY   | BY AN OPPONENT  |
|--|--|---|
| 403 yards, at Oakland, 11/15/15<br><i>475 yards, at New Orleans, 1/24/10</i>   | <b>400 Yards Total Offense</b>                   | 433 yards, vs. Seattle, 12/6/15<br><i>518 yards, at N.Y. Giants, 1/14/01</i>  |
| 558 yards, vs. Atlanta, 9/28/14<br><i>Has never happened</i>   | <b>500 Yards Total Offense</b>                   | 512 yards, at Miami, 12/21/14<br><i>518 yards, at N.Y. Giants, 1/14/01</i>  |
| Teddy Bridgewater, 335 yards, at Arizona, 12/10/15<br><i>Brett Favre, 310 yards, at New Orleans, 1/24/10</i>   | <b>300 Yards Passing In A Game By A Player</b>   | Carson Palmer, 310 yards, at Arizona, 12/10/15<br><i>Donovan McNabb, 300 yards, vs. Philadelphia, 1/4/08</i>  |
| Brett Favre, 446 yards, vs. Arizona, 11/7/10<br><i>Jeff George, 424 yards, at St. Louis, 1/16/00</i>   | <b>400 Yards Passing In A Game By A Player</b>   | Nick Foles, 428 yards, vs. Philadelphia, 12/15/13<br><i>Has never happened</i>  |
| Teddy Bridgewater, vs. Chicago, 12/20/15<br><i>Brett Favre, vs Dallas, 1/17/10</i>   | <b>4 TD Passes In A Game By A Player</b>         | Ryan Tannehill, at Miami, 12/21/14<br><i>Kerry Collins (5), at N.Y. Giants, 1/14/01</i>   |
| Adrian Peterson, 104 yards, vs N.Y. Giants, 12/27/15<br><i>Adrian Peterson, 122 yards, at New Orleans, 1/24/10</i>   | <b>100 Yards Rushing In A Game By A Player</b>   | Thomas Rawls, 101 yards, vs. Seattle, 12/6/15<br><i>Terry Kirby, 120 yards, at San Francisco, 1/3/98</i>  |
| Adrian Peterson, 203 yards, at Oakland, 11/15/15<br><i>Has never happened</i>  | <b>200 Yards Rushing In A Game By A Player</b>   | Walter Payton, 275 yards, at Chicago, 11/20/77<br><i>Has never happened</i>   |
| Matt Asiata, vs. Washington, 11/2/14<br><i>Adrian Peterson, at New Orleans, 1/24/10</i>  | <b>3 TDs Rushing In A Game By A Player</b>       | Steven Jackson, vs. St. Louis, 12/31/06<br><i>Has never happened</i>  |
| Stefon Diggs, 182 yards, vs. Green Bay, 9/18/16<br><i>Bernard Berrian, 102 yards, at New Orleans, 1/24/10</i>  | <b>100 Yards Receiving In A Game By A Player</b> | James Jones, 102 yards, at Green Bay, 1/3/16<br><i>Ike Hilliard, 155 yards, at N.Y. Giants, 1/14/01</i>   |
| Sidney Rice, 201 yards, vs. Baltimore, 10/18/09<br><i>Anthony Carter, 227 yards, at S.F., 1/9/88</i>   | <b>200 Yards Receiving In A Game By A Player</b> | Alshon Jeffery, 249 yards, vs. Chicago, 12/1/13<br><i>Has never happened</i>  |
| Marcus Robinson (15, 15, 2), vs. Cleveland, 11/27/05<br><i>Sidney Rice (47, 16, 45), vs. Dallas, 1/17/10</i>   | <b>3 TD Catches In A Game By A Player</b>        | Jordan Cameron (19,11,7), vs. Cleveland, 9/22/13<br><i>Has never happened</i>   |
| Matt Asiata, vs. Washington, 11/2/14 (3 rushing)<br><i>Adrian Peterson, at New Orleans, 1/24/10 (3 rushing)</i>  | <b>3 TD In A Game By A Player</b>                | Marshawn Lynch, at Seattle 11/17/13 (2 rushing, 1 receiving)<br><i>Mario Bates, vs. Arizona, 1/10/99 (3 rushing)</i>  |
| Ahmad Rashad, vs. San Francisco, 9/2/79 (4 receiving)<br><i>Has never happened</i>   | <b>4 TD In A Game By A Player</b>                | Steven Jackson, vs. St. Louis 12/31/06 (3 rushing, 1 receiving)<br><i>Has never happened</i>  |
| Darren Sharper, at N.Y. Giants, 11/13/05<br><i>Has never happened</i>  | <b>3 INTs In A Game By A Player</b>              | Deltha O'Neal, at Cincinnati, 9/18/05<br><i>Has never happened</i>  |
| Marcus Sherels, 65 yards, at Chicago, 11/1/15<br><i>Anthony Carter, 84 yards, at New Orleans, 1/3/88</i>   | <b>Punt Returned For A TD</b>                    | Micah Hyde, 93 yards, vs. Green Bay, 10/27/13<br><i>Golden Richards, 63 yards, at Dallas, 12/30/73</i>  |
| Cordarrelle Patterson, 101 yards, vs. Seattle, 12/6/15<br><i>Has never happened</i>  | <b>Kickoff Returned For A TD</b>                 | Jacoby Jones, 77 yards, at Baltimore, 12/8/13<br><i>Tony Horne, 95 yards, at St. Louis, 1/16/00</i>   |
| Eric Kendricks, 77 yards, at Tennessee, 9/11/16<br><i>Reggie Rutland, 27 yards, at San Francisco, 1/9/88</i>   | <b>INT Returned For A TD</b>                     | Vincent Rey, 25 yards, at Cincinnati, 12/22/13<br><i>Asante Samuel, 44 yards, vs. Philadelphia, 1/4/08</i>  |
| Danielle Hunter, 24 yards, at Tennessee, 9/11/16<br><i>Nate Wright, 20 yards, vs. St. Louis, 12/21/74</i>  | <b>Fumble Returned For A TD</b>                  | Nick Hayden, Recovered in End Zone, at Dallas, 11/3/13<br><i>Kevin Miniefield, 48 yards, vs. Chicago, 1/1/95</i>  |
| Adam Thielen and Jasper Brinkley, vs. Carolina 11/30/14<br><i>Scott Studwell, at L.A. Rams, 12/31/78</i>   | <b>Punt Blocked</b>                              | Terrence Fede, at Miami, 12/21/14<br><i>Spencer Tillman, at San Francisco, 1/6/90</i>   |
| Adam Thielen, 30 yards and Everson Griffen 43 yards vs. Carolina 11/30/14 (Blocked by Adam Thielen and Jasper Brinkley, respectively)<br><i>Terry Brown, recovered in end zone, vs. Pittsburgh 1/12/75 (Blocked by Matt Blair)</i> | <b>Punt Blocked For TD</b>                       | Garrett Wolfe, 17 yds, at Chicago, 10/19/08 (Blocked by Craig Steltz)<br><i>Doug Rogers recovered blocked kick in end zone, vs. Atlanta, 1/9/83 (Blocked by Paul Davis)</i> |
| Mike Merriweather, vs. L.A. Rams, 11/5/89<br><i>Has never happened</i>   | <b>Punt Blocked For Safety</b>                   | Terrence Fede, at Miami, 12/21/14<br><i>Has never happened</i>  |
| Willis McGahee tackled in end zone by Jared Allen vs. Denver, 12/4/11<br><i>Ron Jaworski tackled in end zone by Doug Martin and Matt Blair, at Philadelphia, 1/3/81</i>  | <b>Safety Recorded</b>                           | Jeff Locke, at Detroit, 10/25/15<br>Ran out of bounds in the end zone<br><i>Fran Tarkenton tackled in end zone, vs. Pittsburgh, 1/12/75</i>                                 |
| Andrew Sendejo, at San Francisco 9/14/15<br><i>Matt Blair, at Philadelphia, 1/3/81</i>   | <b>Field Goal Blocked</b>                        | Keith McGill at Oakland, 11/15/15<br><i>at Green Bay, 1/9/05</i>  |
| Antoine Winfield, 59 yards, at New Orleans, 10/6/08<br><i>Bobby Bryant, 90 yards, vs. L.A. Rams, 12/26/76</i>  | <b>Blocked FG Returned For A TD</b>              | Chandler Jones, 58 yards, vs. New England, 9/14/14<br><i>Has never happened</i>   |
| Blair Walsh, at Tennessee, 9/11/16<br><i>Chuck Nelson, at San Francisco, 1/1/89</i>  | <b>PAT Missed (1 pt.)</b>                        | Jason Hanson (kick aborted), at Detroit, 12/19/04<br><i>Mike Cofer, at San Francisco, 1/6/90</i>  |
| Everson Griffen, at New Orleans, 9/21/14<br><i>Carl Eller, at Dallas, 1/1/78</i>   | <b>PAT Blocked</b>                               | Remi Ayodele, at New Orleans, 9/9/10<br><i>Has never happened</i>   |
| Minnesota 50, Jacksonville 10, 12/20/98<br><i>Has never happened</i>   | <b>50 Points Scored In A Game</b>                | San Francisco 51, Minnesota 7, 12/8/84<br><i>Has never happened</i>   |
| Minnesota 49, N.Y. Giants 17, vs N.Y. Giants, 12/27/15<br><i>Minnesota 41, Arizona 21, 1/10/99</i>   | <b>40 Points Scored In A Game</b>                | Green Bay 42, Minnesota 10, at Green Bay, 10/2/14<br><i>N.Y. Giants 41, Minnesota 0, 1/14/01</i>  |
| Minnesota 13, Detroit 0, 12/5/93<br><i>Has never happened</i>  | <b>Shutout Scored</b>                            | Green Bay 34, Minnesota 0, 11/11/07<br><i>N.Y. Giants 41, Minnesota 0, 1/14/01</i>  |
| Minnesota 21, St. Louis 18, 11/8/15<br><i>Has never happened</i>   | <b>Overtime Victory</b>                          | Detroit 26, Minnesota 23, 9/25/11<br><i>New Orleans 31, Minnesota 28, 1/24/10</i>   |
| Teddy Bridgewater rush, vs St. Louis, 11/8/15<br><i>Leroy Hoard run, at St. Louis, 1/16/00</i>   | <b>Successful Two-Point Conversion</b>           | Aaron Rodgers pass to James Jones vs. Green Bay, 11/23/15<br><i>Has never happened</i>  |



# U.S. BANK STADIUM INAUGURAL SEASON

## **MISCELLANEOUS STATS**

- First Downs and Fourth Down Efficiency
  - Red Zone Efficiency
- Takeaways And Turnovers
  - Scoring Drives
- Individual and Team Single-Game Bests
- Week-by-Week Leaders and Week-by-Week Starters
  - Vikings Record When
    - Long Plays
  - Gameday Inactives
  - Game Summaries

# FIRST DOWNS EARNED - 2016 REGULAR SEASON



## Total First Downs (First Downs on Third or Fourth Downs) One awarded to passer and receiver on passing plays

| PLAYER                | RUSHING      | RECEIVING     | PASSING       | TOTAL           |
|-----------------------|--------------|---------------|---------------|-----------------|
| Shaun Hill            | -            | -             | 12 (5)        | 12              |
| Sam Bradford          | -            | -             | 9 (2)         | 9               |
| Adrian Peterson       | 3 (2)        | -             | -             | 3               |
| Stefon Diggs          | -            | 11 (3)        | -             | 11              |
| Kyle Rudolph          | -            | 5 (2)         | -             | 5               |
| Adam Thielen          | -            | 5 (3)         | -             | 5               |
| Matt Asiata           | 1            | -             | -             | 1               |
| Cordarrelle Patterson | 1            | -             | -             | 1               |
| Penalty               | -            | 1 (1)         | -             | 1               |
| <b>TOTAL</b>          | <b>5 (2)</b> | <b>22 (9)</b> | <b>12 (7)</b> | <b>27 (10)*</b> |

\* Does not include passing first downs

# 2016 FOURTH DOWN EFFICIENCY AND CHALLENGE SUMMARY



## FOURTH DOWN EFFICIENCY

| Game                       | Att.                    | Quarter    | Play/Result/Drive Result  |
|----------------------------|-------------------------|------------|---|
| at Tennessee (9/11)        | -                       | -          |   |
| vs. Green Bay (9/18)       | 4th-and-1<br>4th-and-19 | 2nd<br>4th | S. Bradford 4-yd pass to S. Diggs / Success / Touchdown<br>S. Bradford incomplete pass / Fail / End of Game |
| at Carolina (9/25)         | -                       | -          |   |
| vs. New York Giants (10/3) | -                       | -          |   |
| vs. Houston (10/9)         | -                       | -          |   |
| at Philadelphia (10/23)    | -                       | -          |   |
| at Chicago (10/31)         | -                       | -          |   |
| vs. Detroit (11/6)         | -                       | -          |   |
| at Washington (11/13)      | -                       | -          |   |
| vs. Arizona (11/20)        | -                       | -          |   |
| at Atlanta (11/30)         | -                       | -          |   |
| at Detroit (11/24)         | -                       | -          |   |
| vs. Dallas (12/1)          | -                       | -          |   |
| at Jacksonville (12/11)    | -                       | -          |   |
| vs. Indianapolis (12/18)   | -                       | -          |   |
| at Green Bay (12/24)       |                         |            |   |
| vs. Chicago (1/1/17)       |                         |            |   |

## 2016 REPLAY CHALLENGES

| # | Date | Opponent | Quarter | Time on Clock | LOS | Original Play/Challenge | Challenged by | Result | Play Result |
|---|------|----------|---------|---------------|-----|-------------------------|---------------|--------|-------------|
|---|------|----------|---------|---------------|-----|-------------------------|---------------|--------|-------------|

### Regular Season

Vikings: 0/0

Opponents: 0/0

# 2016 RED ZONE EFFICIENCY



## AT TENNESSEE (9/11/16)

|         | 1st | 2nd | 3rd | 4th | OT | Poss. | TDs | FGs | PTs |
|---------|-----|-----|-----|-----|----|-------|-----|-----|-----|
| OFFENSE | 0   | 1   | 1   | 1   | -  | 3     | 0   | 2   | 6   |
| DEFENSE | 1   | 1   | 0   | 1   | -  | 3     | 2   | 1   | 16  |

## VS. GREEN BAY (9/18/16)

|         | 1st | 2nd | 3rd | 4th | OT | Poss. | TDs | FGs | PTs |
|---------|-----|-----|-----|-----|----|-------|-----|-----|-----|
| OFFENSE | 0   | 1   | 0   | 0   | -  | 1     | 1   | 0   | 7   |
| DEFENSE | 1   | 0   | 1   | 1   | 0  | 3     | 2   | 0   | 14  |

## AT CAROLINA (9/25/16)

|         | 1st | 2nd | 3rd | 4th | OT | Poss. | TDs | FGs | PTs |
|---------|-----|-----|-----|-----|----|-------|-----|-----|-----|
| OFFENSE | -   | -   | -   | -   | -  | -     | -   | -   | -   |
| DEFENSE | -   | -   | -   | -   | -  | -     | -   | -   | -   |

## VS. NEW YORK GIANTS (10/3/16)

|         | 1st | 2nd | 3rd | 4th | OT | Poss. | TDs | FGs | PTs |
|---------|-----|-----|-----|-----|----|-------|-----|-----|-----|
| OFFENSE | -   | -   | -   | -   | -  | -     | -   | -   | -   |
| DEFENSE | -   | -   | -   | -   | -  | -     | -   | -   | -   |

## VS. HOUSTON (10/9/16)

|         | 1st | 2nd | 3rd | 4th | OT | Poss. | TDs | FGs | PTs |
|---------|-----|-----|-----|-----|----|-------|-----|-----|-----|
| OFFENSE | -   | -   | -   | -   | -  | -     | -   | -   | -   |
| DEFENSE | -   | -   | -   | -   | -  | -     | -   | -   | -   |

## AT PHILADELPHIA (10/23/16)

|         | 1st | 2nd | 3rd | 4th | OT | Poss. | TDs | FGs | PTs |
|---------|-----|-----|-----|-----|----|-------|-----|-----|-----|
| OFFENSE | -   | -   | -   | -   | -  | -     | -   | -   | -   |
| DEFENSE | -   | -   | -   | -   | -  | -     | -   | -   | -   |

## AT CHICAGO (10/31/16)

|         | 1st | 2nd | 3rd | 4th | OT | Poss. | TDs | FGs | PTs |
|---------|-----|-----|-----|-----|----|-------|-----|-----|-----|
| OFFENSE | -   | -   | -   | -   | -  | -     | -   | -   | -   |
| DEFENSE | -   | -   | -   | -   | -  | -     | -   | -   | -   |

## VS. DETROIT (11/6/16)

|         | 1st | 2nd | 3rd | 4th | OT | Poss. | TDs | FGs | PTs |
|---------|-----|-----|-----|-----|----|-------|-----|-----|-----|
| OFFENSE | -   | -   | -   | -   | -  | -     | -   | -   | -   |
| DEFENSE | -   | -   | -   | -   | -  | -     | -   | -   | -   |

## AT WASHINGTON (11/13/16)

|         | 1st | 2nd | 3rd | 4th | OT | Poss. | TDs | FGs | PTs |
|---------|-----|-----|-----|-----|----|-------|-----|-----|-----|
| OFFENSE | -   | -   | -   | -   | -  | -     | -   | -   | -   |
| DEFENSE | -   | -   | -   | -   | -  | -     | -   | -   | -   |

## VS. ARIZONA (11/20/16)

|         | 1st | 2nd | 3rd | 4th | OT | Poss. | TDs | FGs | PTs |
|---------|-----|-----|-----|-----|----|-------|-----|-----|-----|
| OFFENSE | -   | -   | -   | -   | -  | -     | -   | -   | -   |
| DEFENSE | -   | -   | -   | -   | -  | -     | -   | -   | -   |

## AT DETROIT (11/24/16)

|         | 1st | 2nd | 3rd | 4th | OT | Poss. | TDs | FGs | PTs |
|---------|-----|-----|-----|-----|----|-------|-----|-----|-----|
| OFFENSE | -   | -   | -   | -   | -  | -     | -   | -   | -   |
| DEFENSE | -   | -   | -   | -   | -  | -     | -   | -   | -   |

## VS. DALLAS (12/1/16)

|         | 1st | 2nd | 3rd | 4th | OT | Poss. | TDs | FGs | PTs |
|---------|-----|-----|-----|-----|----|-------|-----|-----|-----|
| OFFENSE | -   | -   | -   | -   | -  | -     | -   | -   | -   |
| DEFENSE | -   | -   | -   | -   | -  | -     | -   | -   | -   |

## AT JACKSONVILLE (12/11/16)

|         | 1st | 2nd | 3rd | 4th | OT | Poss. | TDs | FGs | PTs |
|---------|-----|-----|-----|-----|----|-------|-----|-----|-----|
| OFFENSE | -   | -   | -   | -   | -  | -     | -   | -   | -   |
| DEFENSE | -   | -   | -   | -   | -  | -     | -   | -   | -   |

## VS. INDIANAPOLIS (12/18/16)

|         | 1st | 2nd | 3rd | 4th | OT | Poss. | TDs | FGs | PTs |
|---------|-----|-----|-----|-----|----|-------|-----|-----|-----|
| OFFENSE | -   | -   | -   | -   | -  | -     | -   | -   | -   |
| DEFENSE | -   | -   | -   | -   | -  | -     | -   | -   | -   |

## AT GREEN BAY (12/24/16)

|         | 1st | 2nd | 3rd | 4th | OT | Poss. | TDs | FGs | PTs |
|---------|-----|-----|-----|-----|----|-------|-----|-----|-----|
| OFFENSE | -   | -   | -   | -   | -  | -     | -   | -   | -   |
| DEFENSE | -   | -   | -   | -   | -  | -     | -   | -   | -   |

## VS. CHICAGO (1/1/17)

|         | 1st | 2nd | 3rd | 4th | OT | Poss. | TDs | FGs | PTs |
|---------|-----|-----|-----|-----|----|-------|-----|-----|-----|
| OFFENSE | -   | -   | -   | -   | -  | -     | -   | -   | -   |
| DEFENSE | -   | -   | -   | -   | -  | -     | -   | -   | -   |

## SEASON TOTALS

|         | 1st | 2nd | 3rd | 4th | OT | Poss. | TDs | FGs | PTs |
|---------|-----|-----|-----|-----|----|-------|-----|-----|-----|
| OFFENSE | 0   | 2   | 1   | 1   | -  | 4     | 1   | 2   | 13  |
| DEFENSE | 2   | 1   | 1   | 2   | -  | 6     | 4   | 1   | 30  |

## 2016 COIN TOSS

| Date     | Opponent            | Call  | Actual | Result                            |
|----------|---------------------|-------|--------|-----------------------------------|
| 9/11/16  | at Tennessee        | Tails | Heads  | Tenn. win and receive             |
| 9/18/16  | vs. Green Bay       | Tails | Tails  | GB win and defer, Vikings receive |
| 9/25/16  | at Carolina         |       |        |                                   |
| 10/3/16  | vs. New York Giants |       |        |                                   |
| 10/9/16  | vs. Houston         |       |        |                                   |
| 10/23/16 | at Philadelphia     |       |        |                                   |
| 10/31/16 | at Chicago          |       |        |                                   |
| 11/6/16  | vs. Detroit         |       |        |                                   |
| 11/13/16 | at Washington       |       |        |                                   |
| 11/20/16 | vs. Arizona         |       |        |                                   |
| 11/24/16 | at Detroit          |       |        |                                   |
| 12/1/16  | vs. Dallas          |       |        |                                   |
| 12/11/16 | at Jacksonville     |       |        |                                   |
| 12/18/16 | vs. Indianapolis    |       |        |                                   |
| 12/24/16 | at Green Bay        |       |        |                                   |
| 1/1/17   | vs. Chicago         |       |        |                                   |

### Regular Season

Vikings: 0/1

Opponents: 1/1





# 2016 TAKEAWAYS AND TURNOVERS BREAKDOWN



## TAKEAWAYS - FUMBLE RECOVERIES & INTERCEPTIONS

| DATE | OPPONENT         | TAKEAWAY   | QTR. | YD-LINE | RESULT      |
|------|------------------|--|------|---------|-------------|
| 9-11 | Tennessee Titans | Interception - Eric Kendricks; 77-yard return (TD) | 3rd  | MIN-23  | Touchdown   |
| 9-11 | Tennessee Titans | Fumble; Recover - Hunter (TD)                      | 4th  | TEN-24  | Touchdown   |
| 9-11 | Tennessee Titans | Fumble; Forced- Joseph, Recover - Sendejo          | 4th  | TEN-48  | Punt        |
| 9-18 | Green Bay        | Fumble; Forced-Kendricks, Recover-Sendejo          | 1st  | GB-10   | Fumble      |
| 9-18 | Green Bay        | Fumble; Forced-Robison, Recover-Stephen            | 4th  | MN-46   | Punt        |
| 9-18 | Green Bay        | Interception - Trae Waynes; 4-yd return            | 4th  | MN-45   | End of Game |

## TURNOVERS - FUMBLES LOST & HAD INTERCEPTED

| DATE | OPPONENT  | TURNOVER                                      | QTR. | YD-LINE | RESULT |
|------|-----------|---|------|---------|--------|
| 9-18 | Green Bay | Fumble - Sendejo; Forced - Cobb, Recover-Cobb | 1st  | GB-13   | Punt   |

## FUMBLE BREAKDOWN

### FUMBLE BREAKDOWN

| PLAYER         | FUMBLES  | LOST     |
|----------------|----------|----------|
| Andrew Sendejo | 1        | 1        |
| Adam Thielen   | 1        | 0        |
| <b>TOTAL</b>   | <b>2</b> | <b>1</b> |

## 2016 SCORING DRIVES



| <b>Opponent</b>          | <b>Plays</b> | <b>Poss. Time</b> | <b>Quarter</b> | <b>Net Yards</b> | <b>How Acquired</b> | <b>Scoring Play</b>                   |
|--------------------------|--------------|-------------------|----------------|------------------|---------------------|---------------------------------------|
| Tennessee Titans (9/11)  | 4            | 1:04              | 3              | 2                | Kickoff             | B. Walsh 50-yard Field Goal           |
| Tennessee Titans (9/11)  | 11           | 5:31              | 3              | 58               | Punt                | B. Walsh 33-yard Field Goal           |
| Tennessee Titans (9/11)  | 10           | 4:05              | 4              | 42               | Punt                | B. Walsh 45-yard Field Goal           |
| Tennessee Titans (9/11)  | 7            | 4:33              | 4              | 45               | Punt                | B. Walsh 30-yard Field Goal           |
| Green Bay Packers (9/18) | 10           | 4:46              | 2              | 54               | Punt                | K. Rudolph 8-yard Touchdown Reception |
| Green Bay Packers (9/18) | 6            | 2:46              | 3              | 87               | Downs               | S. Diggs 25-yard Touchdown Reception  |

# 2016 VIKINGS INDIVIDUAL SINGLE-GAME BESTS



## VIKINGS OFFENSE

### RUSHING

|                  |    |  |
|------------------|----|--|
| Yards Rushing    | 31 | Adrian Peterson at Tennessee (9/11/16) |
| Rushing Attempts | 19 | Adrian Peterson at Tennessee (9/11/16) |
| TDs Rushing      | -  |  |
| Longest Rush     | 12 | Matt Asiata vs. Green Bay (9/18/16)    |
| Longest TD Rush  | -  |  |

### PASSING

|                  |     |                                      |
|------------------|-----|--------------------------------------|
| Yards Passing    | 286 | Sam Bradford vs. Tennessee (9/18/16) |
| Passing Attempts | 33  | Shaun Hill at Tennessee (9/11/16)    |
| Passes Completed | 22  | Sam Bradford vs. Tennessee (9/18/16) |
| TDs Passing      | 2   | Sam Bradford vs. Tennessee (9/18/16) |
| Longest Pass     | 46  | Sam Bradford vs. Tennessee (9/18/16) |
| Longest TD Pass  | 25  | Sam Bradford vs. Tennessee (9/18/16) |

### RECEIVING

|                   |     |   |
|-------------------|-----|---|
| Yards Receiving   | 182 | Stefon Diggs vs. Green Bay (9/18/16)                          |
| Receptions        | 9   | Stefon Diggs vs. Green Bay (9/18/16)                          |
| Longest Reception | 46  | Stefon Diggs from Sam Bradford vs. Green Bay (9/18/16)        |
| TDs Receiving     | 1   | 2 times, Kyle Rudolph / Stefon Diggs vs. Green Bay (9/18//16) |

## VIKINGS DEFENSE

|                             |     |   |
|-----------------------------|-----|---|
| Interceptions               | 1   | 2 times, last Trae Waynes vs. Green Bay (9/18/16) |
| Longest Interception Return | 77t | Eric Kendricks at Tennessee (9/11/16)             |
| Fumble Recoveries           | 1   | 2 times, last Shamar Stephen (9/18/16)            |
| Longest Fumble Return       | 24t | Danielle Hunter at Tennessee (9/11/16)            |
| Forced Fumbles              | 1   | 2 times, last B. Robison vs. Green Bay (9/18/16)  |
| QB Sacks                    | 1   | 7 times, last L. Joseph vs. Green Bay (9/18/16)   |
| Solo Tackles                | 11  | Trae Waynes at Tennessee (9/11/16)                |
| Assisted Tackles            | 6   | Linval Joseph at Tennessee (9/11/16)              |
| Combined Tackles            | 12  | Trae Waynes at Tennessee (9/11/16)                |
| TFLs                        | 3   | Linval Joseph vs. Green Bay (9/18/16)             |
| QB Hurries                  | 7   | Tom Johnson vs. Green Bay (9/18/16)               |
| Passes Defensed             | 2   | 3 times, last Trae Waynes vs. Green Bay (9/18/16) |

## VIKINGS SPECIAL TEAMS

|                        |    |   |
|------------------------|----|---|
| Field Goals Made       | 4  | Blair Walsh at Tennessee (9/11/16)                |
| Field Goals Attempted  | 6  | Blair Walsh at Tennessee (9/11/16)                |
| Longest Field Goal     | 50 | Blair Walsh at Tennessee (9/11/16)                |
| Longest Punt           | 51 | Jeff Locke at Tennessee (9/11/16)                 |
| Longest Punt Return    | 12 | Marcus Sherels at Tennessee (9/11/16)             |
| Longest Kickoff Return | 61 | Cordarrelle Patterson at Tennessee (9/11/16)      |
| Field Goal Block       | -  |   |
| PAT Block              | -  |   |
| Tackles                | 2  | 3 times, last Adam Thielen at Tennessee (9/11/16) |
| Fumble recoveries      | -  |   |

# 2016 OPPONENTS INDIVIDUAL SINGLE-GAME BESTS



## OPPONENTS OFFENSE

### RUSHING

|                  |    |                                       |
|------------------|----|---------------------------------------|
| Yards Rushing    | 50 | Eddie Lacy vs. Green Bay (9/18/16)    |
| Rushing Attempts | 13 | DeMarco Murray at Tennessee (9/11/16) |
| TDs Rushing      | 1  | Aaron Rodgers vs. Green Bay (9/18/16) |
| Longest Rush     | 13 | Eddie Lacy vs. Green Bay (9/18/16)    |
| Longest TD Rush  | 10 | Aaron Rodgers vs. Green Bay (9/18/16) |

### PASSING

|                  |     |                                       |
|------------------|-----|---------------------------------------|
| Yards Passing    | 271 | Marcus Mariota at Tennessee (9/11/16) |
| Passing Attempts | 41  | Marcus Mariota at Tennessee (9/11/16) |
| Passes Completed | 25  | Marcus Mariota at Tennessee (9/11/16) |
| TDs Passing      | 2   | Marcus Mariota at Tennessee (9/11/16) |
| Longest Pass     | 39  | Aaron Rodgers vs. Green Bay (9/18/16) |
| Longest TD Pass  | 6   | Marcus Mariota at Tennessee (9/11/16) |

### RECEIVING

|                   |    |  |
|-------------------|----|--|
| Yards Receiving   | 76 | Tajae Sharpe at Tennessee (9/11/16)              |
| Receptions        | 7  | Tajae Sharpe at Tennessee (9/11/16)              |
| Longest Reception | 39 | Jordy Nelson from Aaron Rodgers vs. GB (9/18/16) |
| TDs Receiving     | 2  | DeMarco Murray at Tennessee (9/11/16)            |

## OPPONENTS DEFENSE

|                             |     |  |
|-----------------------------|-----|--|
| Interceptions               | -   |  |
| Longest Interception Return | -   |  |
| Fumble recoveries           | 1   |  |
| Longest Fumble Return       | 0   | R. Cobb vs. Green Bay (9/18/16)                  |
| Forced Fumbles              | 1   | L. Gunter vs. Green Bay (9/18/16)                |
| QB Sacks                    | 1.5 | J. Peppers vs. Green Bay (9/18/16)               |
| Solo Tackles                | 8   | Da'Norris Searcy at Tennessee (9/11/16)          |
| Assisted Tackles            | 3   | 2 times, last N. Perry vs. Green Bay (9/18/16)   |
| Combined Tackles            | 8   | Da'Norris Searcy at Tennessee (9/11/16)          |
| TFLs                        | 2   | 2 times, last M. Daniels vs. Green Bay (9/18/16) |
| QB Hurries                  | 3   | J. Peppers vs. Green Bay (9/18/16)               |
| Passes Defensed             | 1   | 7 times, last J. Ryan vs. Green Bay (9/18/16)    |

## OPPONENTS SPECIAL TEAMS

|                        |    |  |
|------------------------|----|--|
| Field Goals Made       | 1  | Ryan Succop at Tennessee (9/11/16)                   |
| Field Goals Attempted  | 1  | Ryan Succop at Tennessee (9/11/16)                   |
| Longest Field Goal     | 28 | Ryan Succop at Tennessee (9/11/16)                   |
| Longest Punt           | 64 | Brett Kern at Tennessee (9/11/16)                    |
| Longest Punt Return    | 14 | Marc Mariani at Tennessee (9/11/16)                  |
| Longest Kickoff Return | 31 | Marc Mariani at Tennessee (9/11/16)                  |
| Field Goal Block       | -  |  |
| PAT Block              | -  |  |
| Tackles                | 1  | 3 times, last Wesley Woodyard at Tennessee (9/11/16) |

# 2016 VIKINGS & OPPONENTS TEAM SINGLE GAME BEST



## VIKINGS OFFENSE

|                   |     |                                       |
|-------------------|-----|---------------------------------------|
| Points            | 17  | vs. Green Bay (9/18/16)               |
| First Downs       | 15  | 2 times, last vs. Green Bay (9/18/16) |
| Total Offense     | 301 | at Tennessee (9/11/16)                |
| Net Yards Rushing | 65  | at Tennessee (9/11/16)                |
| Net Yards Passing | 286 | vs. Green Bay (9/18/16)               |
| Rushing Attempts  | 28  | at Tennessee (9/11/16)                |
| Passing Attempts  | 33  | at Tennessee (9/11/16)                |
| Passes Completed  | 22  | vs. Green Bay (9/18/16)               |

## VIKINGS DEFENSE

|                             |     |                                       |
|-----------------------------|-----|---------------------------------------|
| Interceptions               | 1   | 2 times, last vs. Green Bay (9/18/16) |
| Longest Interception Return | 77t | at Tennessee (9/11/16)                |
| Longest Fumble Return       | 24t | at Tennessee (9/11/16)                |
| QB Sacks                    | 5   | vs. Green Bay (9/18/16)               |
| QB Hurries                  | 18  | at Tennessee (9/11/16)                |
| Tackles for Loss            | 6   | at Tennessee (9/11/16)                |
| Forced Fumbles              | 4   | vs. Green Bay (9/18/16))              |
| Passes Defensed             | 6   | at Tennessee (9/11/16)                |
| Solo Tackles                | 44  | at Tennessee (9/11/16)                |
| Combined Tackles            | 63  | at Tennessee (9/11/16)                |

## OPPONENTS OFFENSE

|                   |     |                         |
|-------------------|-----|-------------------------|
| Points            | 16  | at Tennessee (9/11/16)  |
| First Downs       | 20  | vs. Green Bay (9/18/16) |
| Total Offense     | 316 | at Tennessee (9/11/16)  |
| Net Yards Rushing | 83  | vs. Green Bay (9/18/16) |
| Net Yards Passing | 271 | at Tennessee (9/11/16)  |
| Rushing Attempts  | 23  | vs. Green Bay (9/18/16) |
| Passing Attempts  | 41  | at Tennessee (9/11/16)  |
| Passes Completed  | 25  | at Tennessee (9/11/16)  |

## OPPONENTS DEFENSE

|                             |    |                                       |
|-----------------------------|----|---------------------------------------|
| Interceptions               | -  |                                       |
| Longest Interception Return | -  |                                       |
| Longest Fumble Return       | -  |                                       |
| QB Sacks                    | 4  | vs. Green Bay (9/18/16)               |
| QB Hurries                  | 10 | vs. Green Bay (9/18/16)               |
| Tackles for Loss            | 9  | vs. Green Bay (9/18/16)               |
| Forced Fumbles              | 1  | vs. Green Bay (9/18/16)               |
| Passes Defensed             | 4  | at Tennessee (9/11/16)                |
| Solo Tackles                | 40 | 2 times, last vs. Green Bay (9/18/16) |
| Combined Tackles            | 52 | vs. Green Bay (9/18/16)               |

# 2016 WEEK-BY-WEEK LEADERS



| OPPONENT                  | RUSHES           | RUSH YDS         | RECEPT.      | REC. YDS       | SACKS   | TACKLES      |
|---------------------------|------------------|------------------|--------------|----------------|---|--------------|
| 9/11<br>at Tennessee      | A. Peterson (19) | A. Peterson (31) | S. Diggs (7) | S. Diggs (103) | Joseph (1.0)<br>Hunter (1.0)  | Waynes (12)  |
| 9/18<br>vs. Green Bay     | A. Peterson (12) | A. Peterson (19) | S. Diggs (9) | S. Diggs (182) | Robison (1.0)<br>Griffen (1.0)<br>Joseph (1.0)<br>Johnson (1.0)<br>Hunter (1.0) | Sendejo (11) |
| 9/25<br>at Carolina       |                  |                  |              |                |   |              |
| 10/3<br>vs. New York G    |                  |                  |              |                |   |              |
| 10/9<br>vs. Houston       |                  |                  |              |                |   |              |
| 10/23<br>at Philadelphia  |                  |                  |              |                |   |              |
| 10/31<br>at Chicago       |                  |                  |              |                |   |              |
| 11/6<br>vs. Detroit       |                  |                  |              |                |   |              |
| 11/13<br>at Washington    |                  |                  |              |                |   |              |
| 11/20<br>vs. Arizona      |                  |                  |              |                |   |              |
| 11/24<br>at Detroit       |                  |                  |              |                |   |              |
| 12/1<br>vs. Dallas        |                  |                  |              |                |   |              |
| 12/11<br>at Jacksonville  |                  |                  |              |                |   |              |
| 12/18<br>vs. Indianapolis |                  |                  |              |                |   |              |
| 12/24<br>at Green Bay     |                  |                  |              |                |   |              |
| 1/1/17<br>vs. Chicago     |                  |                  |              |                |   |              |

# 2016 GAME-BY-GAME STARTERS



## VIKINGS OFFENSE

| Date/Opp.                 | WR    | LT    | LG    | C      | RG    | RT       | TE      | WR/TE   | QB       | RB       | FB/TE/WR |
|---------------------------|-------|-------|-------|--------|-------|----------|---------|---------|----------|----------|----------|
| 9/11<br>at Tennessee      | Diggs | Kalil | Boone | Berger | Fusco | A. Smith | Rudolph | Johnson | Hill     | Peterson | Line     |
| 9/18<br>vs. Green Bay     | Diggs | Kalil | Boone | Berger | Fusco | A. Smith | Rudolph | Johnson | Bradford | Peterson | Thielen  |
| 9/25<br>at Carolina       |       |       |       |        |       |          |         |         |          |          |          |
| 10/3<br>vs. New York G    |       |       |       |        |       |          |         |         |          |          |          |
| 10/9<br>vs. Houston       |       |       |       |        |       |          |         |         |          |          |          |
| 10/23<br>at Philadelphia  |       |       |       |        |       |          |         |         |          |          |          |
| 10/31<br>at Chicago       |       |       |       |        |       |          |         |         |          |          |          |
| 11/6<br>vs. Detroit       |       |       |       |        |       |          |         |         |          |          |          |
| 11/13<br>at Washington    |       |       |       |        |       |          |         |         |          |          |          |
| 11/20<br>vs. Arizona      |       |       |       |        |       |          |         |         |          |          |          |
| 11/24<br>at Detroit       |       |       |       |        |       |          |         |         |          |          |          |
| 12/1<br>vs. Dallas        |       |       |       |        |       |          |         |         |          |          |          |
| 12/11<br>at Jacksonville  |       |       |       |        |       |          |         |         |          |          |          |
| 12/18<br>vs. Indianapolis |       |       |       |        |       |          |         |         |          |          |          |
| 12/24<br>at Green Bay     |       |       |       |        |       |          |         |         |          |          |          |
| 1/1/17<br>vs. Chicago     |       |       |       |        |       |          |         |         |          |          |          |

## VIKINGS DEFENSE

| Date/Opp.                 | LE      | DT      | NT     | RE      | SLB  | MLB       | WLB/DB    | LCB    | RCB    | FS       | SS      |
|---------------------------|---------|---------|--------|---------|------|-----------|-----------|--------|--------|----------|---------|
| 9/11<br>at Tennessee      | Robison | Stephen | Joseph | Griffen | Barr | Kendricks | Greenway  | Newman | Waynes | H. Smith | Sendejo |
| 9/18<br>vs. Green Bay     | Robison | Stephen | Joseph | Griffen | Barr | Kendricks | Munnerlyn | Newman | Waynes | H. Smith | Sendejo |
| 9/25<br>at Carolina       |         |         |        |         |      |           |           |        |        |          |         |
| 10/3<br>vs. New York G    |         |         |        |         |      |           |           |        |        |          |         |
| 10/9<br>vs. Houston       |         |         |        |         |      |           |           |        |        |          |         |
| 10/23<br>at Philadelphia  |         |         |        |         |      |           |           |        |        |          |         |
| 10/31<br>at Chicago       |         |         |        |         |      |           |           |        |        |          |         |
| 11/6<br>vs. Detroit       |         |         |        |         |      |           |           |        |        |          |         |
| 11/13<br>at Washington    |         |         |        |         |      |           |           |        |        |          |         |
| 11/20<br>vs. Arizona      |         |         |        |         |      |           |           |        |        |          |         |
| 11/24<br>at Detroit       |         |         |        |         |      |           |           |        |        |          |         |
| 12/1<br>vs. Dallas        |         |         |        |         |      |           |           |        |        |          |         |
| 12/11<br>at Jacksonville  |         |         |        |         |      |           |           |        |        |          |         |
| 12/18<br>vs. Indianapolis |         |         |        |         |      |           |           |        |        |          |         |
| 12/24<br>at Green Bay     |         |         |        |         |      |           |           |        |        |          |         |
| 1/1/17<br>vs. Chicago     |         |         |        |         |      |           |           |        |        |          |         |

# 2016 LONG PLAYS



## RUSHES OF 15+ YARDS

## CATCHES OF 20+ YARDS

- 46 Stefon Diggs from Sam Bradford vs. Green Bay (9/18/16)
- 44 Stefon Diggs from Sam Bradford vs. Green Bay (9/18/16)
- 33 Stefon Diggs from Sam Bradford vs. Green Bay (9/18/16)
- 33 Stefon Diggs from Shaun Hill at Tennessee (9/11/16)
- 25 Stefon Diggs from Sam Bradford vs. Green Bay (9/18/16) TOUCHDOWN
- 21 Kyle Rudolph from Shaun Hill at Tennessee (9/11/16)
- 21 Adam Thielen from Shaun Hill at Tennessee (9/11/16)

## PASSES OF 20+ YARDS

- 46 Sam Bradford to Stefon Diggs vs. Green Bay (9/18/16)
- 44 Sam Bradford to Stefon Diggs vs. Green Bay (9/18/16)
- 33 Shaun Hill to Stefon Diggs at Tennessee (9/11/16)
- 25 Sam Bradford to Stefon Diggs vs. Green Bay (9/18/16)
- 21 Shaun Hill to Kyle Rudolph at Tennessee (9/11/16)
- 21 Shaun Hill to Adam Thielen at Tennessee (9/11/16)

## FUMBLE RETURNS OF 10+ YARDS

- 24t Danielle Hunter at Tennessee (9/11/16)

## INTERCEPTION RETURNS OF 10+ YARDS

- 77t Eric Kendricks at Tennessee (9/11/16)

## LONG FIELD GOALS OF 40+

- 50 Blair Walsh at Tennessee (9/11/16)
- 46 Blair Walsh vs. Green Bay (9/18/16)
- 45 Blair Walsh at Tennessee (9/11/16)

## LONG TOUCHDOWNS OF 15+ YARDS

- 77 Erick Kendricks Interception Return at Tennessee (9/11/16)
- 25 Stefon Diggs from Sam Bradford vs. Green Bay (9/18/16)
- 24 Danielle Hunter Fumble Return at Tennessee (9/11/16)

## PUNTS OF 50+ YARDS

- 51 Jeff Locke at Tennessee (9/11/16)



# 2016 GAMEDAY INACTIVES

---



## **AT TENNESSEE (9/11/16)**

LB Kentrell Brothers, C Nick Easton, TE MyCole Pruitt, CB Xavier Rhodes, LB Edmond Robinson, T Jeremiah Sirles, WR Jarius Wright

## **VS. GREEN BAY (9/18/16)**

LB Kentrell Brothers, C Nick Easton, DT S. Floyd, TE MyCole Pruitt, CB Xavier Rhodes, LB Edmond Robinson, WR J. Wright

## **AT CAROLINA (9/25/16)**

## **VS. NY Giants (10/3/16)**

## **VS. HOUSTON (10/9/16)**

## **AT PHILADELPHIA (10/23/16)**

## **AT CHICAGO (10/31/16)**

## **VS. DETROIT (11/6/16)**

## **AT WASHINGTON (11/13/16)**

## **VS. ARIZONA (11/20/16)**

## **AT DETROIT (11/24/16)**

## **VS. DALLAS (12/1/16)**

## **AT JACKSONVILLE (12/11/16)**

## **VS. INDIANAPOLIS (12/18/16)**

## **AT GREEN BAY (12/24/16)**

## **VS. CHICAGO (1/1/17)**

# 2016 SEASON AT A GLANCE - GAME 1



## VIKINGS 25, TITANS 16

At Nissan Stadium, September 11, 2016  
Attendance – 63,816

|          |                   | 1 | 2 | 3  | 4  | OT | Total |
|----------|-------------------|---|---|----|----|----|-------|
| VISITOR: | Minnesota Vikings | 0 | 0 | 12 | 13 | 0  | 25    |
| HOME:    | Tennessee Titans  | 3 | 7 | 0  | 6  | 0  | 16    |

### Scoring Plays

| Team    | Qtr | Time  | Play Description (Extra Point) (Drive Info)                      | Visitor | Home |
|---------|-----|-------|--|---------|------|
| Titans  | 1   | 4:45  | R.Succop 28 yd. Field Goal (8-53, 4:24)                          | 0       | 3    |
| Titans  | 2   | 0:41  | D.Murray 6 yd. pass from M.Mariota (R.Succop kick) (13-73, 4:14) | 0       | 10   |
| Vikings | 3   | 13:56 | B.Walsh 50 yd. Field Goal (4-2, 1:04)                            | 3       | 10   |
| Vikings | 3   | 5:59  | B.Walsh 33 yd. Field Goal (11-58, 5:31)                          | 6       | 10   |
| Vikings | 3   | 1:24  | E.Kendricks 77 yd. interception return (kick failed, wr)         | 12      | 10   |
| Vikings | 4   | 11:17 | B.Walsh 45 yd. Field Goal (10-42, 4:05)                          | 15      | 10   |
| Vikings | 4   | 11:03 | D.Hunter 24 yd. fumble return (B.Walsh kick)                     | 22      | 10   |
| Vikings | 4   | 2:36  | B.Walsh 30 yd. Field Goal (7-45, 4:33)                           | 25      | 10   |
| Titans  | 4   | 0:28  | D.Murray 4 yd. pass from M.Mariota (pass failed) (9-74, 2:08)    | 25      | 16   |

|                    | TITANS  | VIKINGS |
|--------------------|---------|---------|
| First Downs        | 19      | 15      |
| Rushes/Yards       | 22/64   | 28/65   |
| Passing Yards      | 271     | 236     |
| Punt Return/Yards  | 1/14    | 3/19    |
| KO Return/Yards    | 5/118   | 1/61    |
| Passes (A-C-I)     | 41-25-1 | 33-18-0 |
| Times Sacked/Yards | 2-19    | 0-0     |
| Punts              | 5       | 3       |
| Fumbles/Lost       | 2-2     | 0-0     |
| Penalties/Yards    | 2-10    | 3-39    |
| Possession Time    | 30:25   | 29:35   |

### PASSING

**VIKINGS** – Hill 33-18-0-0  
**TITANS** – Mariota 41-25-2-1

### RUSHING

**VIKINGS** – A. Peterson 19-31, M. Asiata 4-13, S. Hill 2-8, C. Patterson 1-8, J. McKinnon 1-6  
**TITANS** – D. Murray 13-42, M. Mariota 4-19, D. Henry 5-3

### RECEIVING

**VIKINGS** – S. Diggs 7-103, K. Rudolph 4-65, A. Thielen 4-54, C. Patterson 1-6, C. Johnson 1-5, J. McKinnon 1-3  
**TITANS** – T. Sharpe 7-76, D. Murray 5-35, D. Walker 3-42, A. Johnson 3-30, R. Matthews 3-26, D. Henry 2-41, H. Douglas 2-21

### SACKS

**VIKINGS** – L. Joseph 1.0, D. Hunter, 1.0  
**TITANS** – None

### TACKLES

**VIKINGS** – T. Waynes 11-1-12, H. Smith 6-3-9, L. Joseph 2-6-8, E. Kendricks 5-2-7, T. Newman 6-1-7, A. Sendejo 3-2-5, D. Hunter 3-1-4, A. Barr 2-1-3, E. Griffen 3-0-3, B. Robison 1-1-2, C. Munnerlyn 1-1-2, S. Stephen 1-0-1  
**TITANS** – D. Searcy 8-0-8, A. Williamson 3-3-6, K. Byard 4-0-4, J. Casey 3-1-4, B. McCain 3-0-3, J. McCourty 3-0-3, P. Cox 3-0-3, D. Stafford 3-0-3, R. Johnson 2-1-3, W. Woodyard 2-0-2, K. Klug 2-0-2, A. Woods 2-0-2, S. Spence 1-1-2, A. Blackson 1-1-2, D. Morgan 0-2-2, Au. Johnson 0-1-1

### INTERCEPTIONS

**VIKINGS** – E. Kendricks (1)  
**TITANS** – None

### GAME NOTES

• **The Vikings are now in 31-24-1 on opening day.**

• **The duo of Eric Kendricks and Danielle Hunter, each scoring their first career touchdowns, mark the 6th time in team history that one player scored by an interception and one scored by a fumble return.**

- 1) 26t Roy Winston (fum), 47t Ed Sharockman (int) vs. Green Bay, 10/13/1963
- 2) 0t Jim Lindsey (fum), 29t Roy Winston (int) vs. Detroit, 12/11/1971
- 3) 25t Carlos Jenkins (fum), 27t Chris Doleman (int) vs. Tampa Bay, 11/8/1992
- 4) 12t Corey Fuller (fum), 45t Orlando Thomas (int) vs. Pittsburgh, 9/24/1995
- 5) 0t Ben Leber (fum), 45t E.J. Henderson (int) vs. Detroit, 10/8/2006
- 6) **24t Danielle Hunter (fum), 77t Eric Kendricks (int) vs. Tennessee, 9/11/2016**

• **Eric Kendricks 77 yard interception return ranks 6th longest by a linebacker.**

- 1) 94t Walker Lee Ashley vs. Chicago, 12/19/1988
- 2) 91t Chad Greenway vs. San Diego, 9/27/2015
- 3) 84t Jack Del Rio @ Chicago, 11/2/1992
- 4) 80t Mike Nattiel vs. Seattle, 12/7/2003
- 5) 78t Jesse Solomon vs. New Orleans, 12/4/1988
- 6) **77t Eric Kendricks @ Tennessee, 9/11/2016**

• **Kyle Rudolph moved into 4th place all-time among tight ends in career yards.**

- 1) 6,307 Steve Jordan, 1982-94
- 2) 2,424 Visanthe Shiancoe, 2007-11
- 3) 1,919 Stu Voigt, 1970-80
- 4) **1,846 Kyle Rudolph, 2011-16**
- 5) 1,822 Joe Senser, 1980-84

• **Brian Robison becomes only the 5th player in team history to start in 50 consecutive games at defensive end.**

- 1) 270 Jim Marshall, 9/17/1961 - 12/16/1979
- 2) 125 Carl Eller, 9/22/1967 - 12/20/1975
- 3) 111 Chris Doleman, 12/7/1986 - 12/31/1993
- 4) 96 Jared Allen, 9/8/2008 - 12/29/2013
- 5) **50 Brian Robison, 12/30/12 - 9/11/2016**

• **The last time the Vikings offense didn't give up a sack or throw an interception in game before today was 9/28/2014, Teddy Bridgewater vs. Atlanta. The last time this happened in a season opener was 9/7/2014 vs. the Rams when Shaun Hill was the QB for St. Louis.**

# 2016 SEASON AT A GLANCE - GAME 2



## VIKINGS 17, PACKERS 14

At U.S. Bank Stadium, September 18, 2016

Attendance – 66,813

|          |                   | 1 | 2  | 3 | 4 | OT | Total |
|----------|-------------------|---|----|---|---|----|-------|
| VISITOR: | Green Bay Packers | 7 | 0  | 0 | 7 | 0  | 14    |
| HOME:    | Minnesota Vikings | 0 | 10 | 7 | 0 | 0  | 17    |

### Scoring Plays

| Team    | Qtr | Time  | Play Description (Extra Point) (Drive Info)                       | Visitor | Home |
|---------|-----|-------|---|---------|------|
| Packers | 1   | 5:39  | J.Nelson 1 yd. pass from A.Rodgers (M.Crosby kick) (5-52, 3:08)   | 7       | 0    |
| Vikings | 2   | 10:14 | K.Rudolph 8 yd. pass from S.Bradford (B.Walsh kick) (10-54, 4:46) | 7       | 7    |
| Vikings | 2   | 0:27  | B.Walsh 46 yd. Field Goal (8-59, 4:14)                            | 7       | 10   |
| Vikings | 3   | 2:11  | S.Diggs 25 yd. pass from S.Bradford (B.Walsh kick) (6-87, 2:46)   | 7       | 17   |
| Packers | 4   | 12:41 | A.Rodgers 10 yd. run (M.Crosby kick) (10-75, 4:30)                | 14      | 17   |

Paid Attendance: 66,813

Time: 3:12

|                    | PACKERS | VIKINGS |
|--------------------|---------|---------|
| First Downs        | 20      | 15      |
| Rushes/Yards       | 23/83   | 22/30   |
| Passing Yards      | 180     | 254     |
| Punt Return/Yards  | 1/2     | 0/0     |
| KO Return/Yards    | 1/21    | 2/62    |
| Passes (A-C-I)     | 36-20-1 | 31-22-0 |
| Times Sacked/Yards | 5-33    | 4-32    |
| Punts              | 5       | 7       |
| Fumbles/Lost       | 4-2     | 2-1     |
| Penalties/Yards    | 6-72    | 13-137  |
| Possession Time    | 29:42   | 30:18   |

### PASSING

**VIKINGS** – Bradford 31-22-2-0

**PACKERS** – Rodgers 36-20-1-1

### RUSHING

**VIKINGS** – A. Peterson 12-19, M. Asiata 6-14, J. McKinnon 2-2

**PACKERS** – E. Lacy 12-50, A. Rodgers 3-29-1 TD, R. Cobb 1-1

### RECEIVING

**VIKINGS** – S. Diggs 9-182-1 TD, A. Thielen 4-41, K. Rudolph 3-31, C.

Johnson 2-15, A. Peterson 2-7, M. Asiata 1-11

**PACKERS** – J. Nelson 5-73, R. Cobb 5-42, J. Cook 4-31, D. Adams 3-26,

R. Rodgers 2-25, J. Starks 1-16

### SACKS

**VIKINGS** – L. Joseph 1.0, D. Hunter 1.0, E. Griffen 1.0, Tom Johnson 1.0, B. Robison 1.0

**PACKERS** – J. Peppers 1.5, M. Daniels 1.0, C. Matthews 1.0, N. Perry 0.5

### TACKLES

**VIKINGS** – A. Sendejo 8-3-11, H. Smith 5-3-8, L. Joseph 5-3-8, T. Waynes 3-2-5, E. Kendricks 3-2-5, T. Johnson 2-3-5, S. Stephen 3-2-5, D. Hunter 3-1-4, T. Newman 2-1-3, A. Barr 2-1-3, C. Greenway 1-2-3, E. Griffen 2-1-3, B. Robison 1-1-2

**PACKERS** – L. Gunter 6-0-6, J. Ryan 3-3-6, J. Thomas 5-0-5, B. Martinez 4-1-5, D. Randall 4-0-4, M. Daniels 3-1-4, C. Matthews 3-0-3, H. Clinton-Dix 3-0-3, N. Perry 0-3-3, K. Clark 2-0-2, Q. Rollins 2-0-2, M. Hyde 2-0-2, J. Peppers 1-1-2, L. Guion 1-1-2, D. Jones 1-0-1, K. Fackrell 1-0-1, M. Burnet 0-1-1

### INTERCEPTIONS

**VIKINGS** – T. Waynes 1-4

**PACKERS** – None

## GAME NOTES

- **The Vikings are now 18-17 in Sunday Night games and 11-6 at home. Against the Packers, the Vikings are 3-4 on SNF.**
- **The Vikings improve their record to 51-59-2 vs. the Packers and 27-28 at home. In the month of September, the Vikings are 11-6 vs. Green Bay.**
- **Jeff Locke tied a team record with 5 punts inside the 20.**  
**1t) 5 Jeff Locke vs. Green Bay, 9/18/2016**  
 1t) 5 Chris Kluwe vs. Atlanta, 9/9/2007  
 1t) 5 Mitch Berger @ Indianapolis, 12/24/2000  
 1t) 5 Mitch Berger @ Chicago, 9/15/1996  
 1t) 5 Mike Saxon vs. New Orleans, 11/6/1994  
 1t) 5 Fred Cox vs. Los Angeles, 11/3/1963
- **The Vikings set a new home attendance record.**  
**1) 66,813 vs. Green Bay, 9/18/2016**  
 2) 64,482 vs. Green Bay, 11/2/2003
- **Stefon Diggs becomes only the 3rd receiver to have back to back 100 yard games receiving in weeks one and two and the first since Cris Carter in 1997.**  
 1) Gene Washington, 1969 (152, 172)  
 2) Cris Carter, 1997 (121, 107)  
**3) Stefon Diggs, 2016 (103, 182)**
- **Stefon Diggs receiving yards after two games start of season ranks 2nd most.**  
 1) 324 Gene Washington, 1969  
**2) 285 Stefon Diggs, 2016**  
 3) 232 Sammy White, 1981
- **Sam Bradford set a team record for most passing yards in first game played as Vikings QB.**  
**1) 286 Sam Bradford vs. Green Bay, 9/18/2016**  
 2) 250 Fran Tarkenton vs. Chicago, 9/17/1961  
 3) 234 Tony Adams vs. Green Bay, 10/4/1987
- **The Vikings defense 5 sacks of Aaron Rodgers set a team record for most career opponent QB sacks.**  
**1) 52 Aaron Rodgers, Green Bay, 2005-16**  
 2) 50 Brett Favre, Green Bay, 1991-2007  
 3) 45 Greg Landry, Detroit, 1969-77
- **Kyle Rudolph moved into 4th place all-time among Tight Ends in career receptions.**  
 1) 498 Steve Jordan, 1982-94  
 2) 208 Visanthe Shiancoe, 2007-11  
 3) 192 Jim Kleinsasser, 1999-11  
**4) 189 Kyle Rudolph, 2011-16**  
 5) 186 Jermaine Wiggins, 2004-06



# U.S. BANK STADIUM INAUGURAL SEASON

## **UPDATED PLAYER BIOS**

- Includes Updated Career Statistics
- Updated Coach and Player Bios Not Included in Media Guide



# MACKENSIE ALEXANDER #20

**POSITION:** CORNERBACK  
**HEIGHT/WEIGHT:** 5-10/192  
**DOB:** 11-12-93  
**HOMETOWN:** IMMOKALEE, FL

**COLLEGE:** CLEMSON  
**ACQUIRED:** D2 (#54) '16  
**NFL SEASON:** R  
**VIKINGS SEASON:** R

**2016 GP/GS**  
2/0

**Career GP/GS**  
2/0

**Playoffs GP/GS**  
0/0

• Semifinalist for the Jim Thorpe Award and selected 2nd-team All-American in 2015.

• Declared for the NFL Draft following his redshirt sophomore season after leading Clemson to a National Championship Game berth against Alabama his final season at Clemson.

• Proud of his Haitian heritage, his parents moved to Florida in 1980 and earned their living in the fruit and citrus fields.

**OFF THE FIELD** Was honored by Collier County, Florida, when June 28, 2016, was recognized as Mackensie Alexander Day to honor his success and charitable works...Twin brother, Mackenro, played at Auburn and Northeast Mississippi Community College before transferring to Iowa State, where he currently plays...Born to Haitian immigrants in South Florida who picked tomatoes and oranges to provide for the family... Friends with Raiders 2016 1st-round selection 5 Karl Joseph and his family who also share the Haitian heritage...Teamed up with Adidas to donate \$10,000 worth of shoes to the Collier County Boys and Girls Club in his hometown just days after being drafted...Majored in parks, recreation and tourism.

**PRO** Selected with the 54th overall pick in the 2016 NFL Draft... Teammates at Clemson in the defensive backfield with Vikings 7th-rounder Jayron Kearse...Was the 2nd of 9 Clemson Tigers to be picked in the 2016 draft, and 7 of the 9 Clemson selections were on the defensive side of the ball, including 3 DBs.

**2016** Competed on defense and special teams in the regular season home-opener vs. Green Bay (9/18)...Notched 1 special teams tackle in his NFL debut at Tennessee (9/11).

**COLLEGE** Declared for the NFL Draft following his redshirt sophomore season...Allowed only 2 TDs in his collegiate career and none in his final 23 games...Key cog on the back end of 2 nationally ranked defenses in 2014 and '15...Named a semifinalist for the Jim Thorpe Award as well as selected 2nd-team All-American by the AP in his final season at Clemson...Recorded 4 tackles in the National Championship game against Alabama (1/11/16) before leaving the game with a hamstring injury... Had 30 tackles and 6 PBUs in his redshirt sophomore season in 2015...Was selected 1st-team freshman All-American by FWAA and Honorable Mention All-ACC by both the media and coaches in 2014...Had 22 tackles, 2 TFL, 6 PBUs and 1 FR in 13 games as a redshirt freshman...Redshirted in 2013 after suffering an injury in the preseason.

**PREP** Was rated the #4 overall player in the nation and #2 player in Florida by ESPN...Played in the U.S. Army All-American game...1st-team all state selection as a senior... Helped his Immokalee HS team to an 11-4 record and a berth in 5A title game in 2012...Totalled 139 tackles and 10 INTs in his HS career...Also ran track and wrestled...Rated in the top-15 wrestlers in Florida in his weight class.



## CATCH A TIGER

Mackensie Alexander was the third member of the Clemson draft class in 2016 that saw 9 Tigers get selected, the 2nd-most from a school behind Ohio State's 12. Alexander is the highest-drafted Clemson player by the Vikings in team history, and he marked the 4th time in the past 5 years the Vikings have selected a DB in the 1st or 2nd rounds of the Draft. Alexander was teammates with Vikings 7th-round pick safety Jayron Kearse in the Clemson defensive backfield

### 2016 DRAFTED BY COLLEGE

|                  |    |
|------------------|----|
| Ohio State ..... | 12 |
| Clemson .....    | 9  |

### ALEXANDER'S NFL TOTALS

| Year.....           | GP/GS      | Tackles  |          |          |            |          |          |          | QBH      | FF/FR      | Special Teams |
|---------------------|------------|----------|----------|----------|------------|----------|----------|----------|----------|------------|---------------|
|                     |            | Solo     | Asst.    | Total    | Sacks      | INTs     | PBU      | TFL      |          |            |               |
| 2016 (Min).....     | 2/0        | 0        | 0        | 0        | 0.0        | 0        | 0        | 0        | 0        | 0/0        | 1             |
| <b>Totals .....</b> | <b>2/0</b> | <b>0</b> | <b>0</b> | <b>0</b> | <b>0.0</b> | <b>0</b> | <b>0</b> | <b>0</b> | <b>0</b> | <b>0/0</b> | <b>1</b>      |



## MATT ASIATA #44

**POSITION:** RUNNING BACK  
**HEIGHT/WEIGHT:** 6-0/219  
**DOB:** 7-24-87  
**HOMETOWN:** SANTA ANA, CA

**COLLEGE:** UTAH  
**ACQUIRED:** FA '12  
**NFL SEASON:** 5  
**VIKINGS SEASON:** 5

**2016 GP/GS**  
2/0

**Career GP/GS**  
60/10

**Playoffs GP/GS**  
2/0

- Worked in an industrial supply warehouse and continued to train and pursue his NFL dreams during 2011 season following his release by Vikings.

- Rushed for 3 TDs on 3 different occasions- vs. Philadelphia (12/15/13), vs. Atlanta (9/28/14) and vs. Washington (11/2/14)- 2nd most by a Viking in a career trailing only Adrian Peterson who has accomplished the feat 5 times.

**OFF THE FIELD** Earned degree in criminal justice...Married to Tangi, couple has 5 children...While out of football for most of 2011 he worked in an industrial supply warehouse in Utah... Brother, Shawn, played RB at Utah.

**PRO** Has appeared in 58 games and started 10 in his career... Ranks 2nd in Vikings history by rushing for 3 TDs in 3 career games: vs. Philadelphia (12/15/13), vs. Atlanta (9/28/14) and vs. Washington (11/2/14)...Contributed primarily on special teams in 2015, recording a career-high 6 special teams tackles... Led team with 10 TDs (9 rushing, 1 receiving) while rushing for a career-best 570 yards in 2014, serving as the Vikings primary ball carrier in the absence of Adrian Peterson...Had 1st career start against Philadelphia (12/15/13) and rushed for 3 TDs...Ran for career-high 115 yards in the 2013 finale vs. Detroit (12/29/13), the final game played in the Metrodome...Signed by Vikings on 1/12/12...Spent part of opening week of 2011 on Vikings practice squad before his release on 9/7/11...Joined Vikings as a rookie free agent for 2011 training camp and preseason.

**2016** Posted 14 yards on 6 carries and 11 yards on 1 reception in the regular season home-opener at Green Bay (9/18)...Gained 13 yards on 4 carries in the season-opener at Tennessee (9/11).

**2015** Played in all 16 games for the 2nd time in his career... Saw action in his 2nd career playoff game...A special teams contributor, coralling a career-high 6 special teams tackles... Had 29 carries for 112 yards (3.9 avg) and caught 19 passes for 132 yards (6.9 avg)...Tied his season best with 5 carries and had a season-high 28 rushing yards vs. Chicago (12/20/16).

**2014** Appeared in 15 games and started a career-high 9... Set career highs and led the team in rushing attempts (164), rushing yards (570) and rushing TDs (9)...Ranked 3rd in the NFL with 9 rushing TDs...Recorded 3 rushing TDs vs. Atlanta (9/28) and vs. Washington (11/2), both wins...Caught a career-best 7 passes for a career-high 50 receiving yards at Detroit (12/14)... Rushed for a season-high 91 yards on 19 carries in the season finale win vs. Chicago (12/28).

**2013** Played an integral part on special teams and filled in at RB late in the season due to injuries...Tied franchise record with 3 rushing TDs in 1st career start against Philadelphia (12/15)... Became the 1st NFL player since Daunte Culpepper (9/3/00) to rush for 3 TDs in his 1st career start...Had 30 carries for 51 yards vs. Philadelphia...Ran for a career-high 115 rushing yards on 14 carries in the season finale vs. Detroit (12/29).

**2012** Saw action in all 16 regular season games and Wild Card playoff...Caught 1st career pass and returned a pair of kickoffs in season opener vs. Jacksonville (9/9)...Had 2 rushing attempts vs. Tennessee (10/7)...Made 53-man roster coming out of pre-season after being out of football in 2011.

**2011** Signed with the Vikings as an undrafted free agent after the lockout was lifted and spent training camp and preseason with the club...Signed to practice squad on 9/5 and released from practice squad 2 days later on 9/7...Spent rest of 2011 out of football.

**COLLEGE** Ended Utah career ranked 3rd in school history with 24 career rushing TDs...His 26 career TDs tied for 3rd in school history...Had 3 career 100-yard games...Ended tenure at Utah ranked 14th in career rushing yards with 1,748...Scored game-winning 3-yard TD against BYU as a senior...Ran for career-high 156 yards on 36 carries against Utah State in 2009...Ran for 12 TDs in 2008...Had 3 passing completions in 2008, throwing 2 for TDs...Broke leg in collegiate debut against Oregon State in 2007.

**PREP** Was a standout RB at Hunter High in West Valley, UT... Played basketball and football...Helped team win Utah Class 5A state titles in football and basketball as a junior.

### ASIATA'S NFL TOTALS

| Year         | GP/GS        | No.        | RUSHING    |            |           |           | RECEIVING |            |            |           |          | STT       |
|--------------|--------------|------------|------------|------------|-----------|-----------|-----------|------------|------------|-----------|----------|-----------|
|              |              |            | Yds.       | Avg.       | Lg        | TD        | No        | Yds        | Avg        | Lg        | TD       |           |
| 2012 (Min)   | 16/0         | 3          | 9          | 3.0        | 5         | 0         | 1         | 2          | 2.0        | 2         | 0        | 4         |
| Playoffs     | 1/0          | 0          | 0          | 0.0        | 0         | 0         | 0         | 0          | 0.0        | 0         | 0        | 0         |
| 2013 (Min)   | 11/1         | 44         | 166        | 3.8        | 39        | 3         | 5         | 13         | 2.6        | 8         | 0        | 0         |
| 2014 (Min)   | 15/9         | 164        | 570        | 3.5        | 19        | 9         | 44        | 312        | 7.1        | 41        | 1        | 1         |
| 2015 (Min)   | 16/0         | 29         | 112        | 3.9        | 19        | 0         | 19        | 132        | 6.9        | 22        | 0        | 6         |
| Playoffs     | 1/0          | 0          | 0          | 0.0        | 0         | 0         | 1         | 13         | 13.0       | 13        | 0        | 0         |
| 2016 (Min)   | 2/0          | 10         | 27         | 2.7        | 12        | 0         | 1         | 11         | 11.0       | 11        | 0        | 0         |
| <b>Total</b> | <b>60/10</b> | <b>250</b> | <b>884</b> | <b>3.5</b> | <b>39</b> | <b>12</b> | <b>70</b> | <b>470</b> | <b>6.7</b> | <b>41</b> | <b>1</b> | <b>11</b> |
| Playoffs     | 2/0          | 0          | 0          | 0.0        | 0         | 0         | 1         | 13         | 13.0       | 13        | 0        | 0         |

Other: 9 KO Returns, 130 yards, 14.4 avg., 22 long

### SINGLE-GAME CAREER HIGHS

Rushing Attempts..... 30..... vs. Philadelphia, 12/15/13  
 Rushing Yards.....115..... vs. Detroit, 12/29/13  
 Rushing TDs .....3..... vs. Philadelphia, 12/15/13; vs. Atlanta, 9/28/14; vs. Washington, 11/2/14  
 Long Rush .....39..... vs. Detroit, 12/29/13  
 Receptions.....7..... at Detroit, 12/14/14  
 Long Reception .....41..... at New Orleans, 5/21/14  
 Receiving Yards .....50..... at Detroit, 12/14/14

**ASIATA'S TOUCHDOWNS**

| GAME                            | PLAY                       |
|---------------------------------|----------------------------|
| vs. Philadelphia, 12/15/13..... | 1 run, 1 run, 5 run        |
| vs. New England, 9/14/14.....   | 25 pass                    |
| vs. Atlanta, 9/28/14.....       | 3 run, 6 run, 1 run        |
| vs. Washington, 11/2/14.....    | 1 run, 7 run, 2 run        |
| at Detroit, 12/14/14.....       | 2 run                      |
| at Miami, 12/21/14.....         | 1 run, 5 run               |
| <b>Total.....</b>               | <b>13 (12 run, 1 pass)</b> |

**3RD TIME'S A CHARM**

Matt Asiata has shown a nose for the end zone, posting 3 career games with 3 rushing TDs. The mark is 2nd best in Vikings history behind backfield mate Adrian Peterson, who has achieved the feat with his feet 5 times in the regular season. Asiata has 12 career rushing TDs on 250 carries, finding the end zone approximately every 21 attempts.

**CAREER 3-TD RUSHING GAMES BY VIKINGS**

|                         |          |
|-------------------------|----------|
| Adrian Peterson.....    | 5        |
| <b>Matt Asiata.....</b> | <b>3</b> |
| Chuck Foreman.....      | 2        |

**ASIATA'S 100-YARD GAME**

| GAME                       | RUSHES-YDS-TDs |
|----------------------------|----------------|
| vs. Detroit, 12/29/13..... | 14-115-0       |

**ASIATA CAREER GAME-BY-GAME (\*-start)**

| 2012.....MINNESOTA.....Att.         | Yards    | Avg.     | Long       | TD       | No.      | Yards    | Avg.     | Long       | TD       |          |
|-------------------------------------|----------|----------|------------|----------|----------|----------|----------|------------|----------|----------|
| 9/9..... Jacksonville.....          | 0        | 0        | 0.0        | 0        | 0        | 1        | 2        | 2.0        | 2        | 0        |
| 10/7..... Tennessee.....            | 2        | 8        | 4.0        | 5        | 0        | 0        | 0        | 0.0        | 0        | 0        |
| 12/23..... @ Houston.....           | 1        | 1        | 1.0        | 1        | 0        | 0        | 0        | 0.0        | 0        | 0        |
| <b>Totals..... GP/GS: 16/0.....</b> | <b>3</b> | <b>9</b> | <b>3.0</b> | <b>5</b> | <b>0</b> | <b>1</b> | <b>2</b> | <b>2.0</b> | <b>2</b> | <b>0</b> |

**PLAYOFFS**

|                              |   |   |     |   |   |   |   |     |   |   |
|------------------------------|---|---|-----|---|---|---|---|-----|---|---|
| 1/5/13..... @ Green Bay..... | 0 | 0 | 0.0 | 0 | 0 | 0 | 0 | 0.0 | 0 | 0 |
|------------------------------|---|---|-----|---|---|---|---|-----|---|---|

| 2013.....MINNESOTA.....Att.         | Yards     | Avg.       | Long       | TD        | No.      | Yards    | Avg.      | Long       | TD       |          |
|-------------------------------------|-----------|------------|------------|-----------|----------|----------|-----------|------------|----------|----------|
| 12/15..... Philadelphia*.....       | 30        | 51         | 1.7        | 10        | 3        | 3        | 15        | 5.0        | 8        | 0        |
| 12/22..... @ Cincinnati.....        | INACTIVE  |            |            |           |          |          |           |            |          |          |
| 12/29..... Detroit.....             | 14        | 115        | 8.2        | 39        | 0        | 2        | -2        | -1.0       | 5        | 0        |
| <b>Totals..... GP/GS: 11/1.....</b> | <b>44</b> | <b>166</b> | <b>3.7</b> | <b>39</b> | <b>3</b> | <b>5</b> | <b>13</b> | <b>2.6</b> | <b>8</b> | <b>0</b> |


| 2014.....MINNESOTA.....Att.         | Yards      | Avg.       | Long       | TD        | No.      | Yards     | Avg.       | Long       | TD        |          |
|-------------------------------------|------------|------------|------------|-----------|----------|-----------|------------|------------|-----------|----------|
| 9/7..... @ St. Louis.....           | 2          | 10         | 5.0        | 5         | 0        | 1         | 5          | 5.0        | 5         | 0        |
| 9/14..... New England*.....         | 13         | 36         | 2.8        | 7         | 0        | 5         | 48         | 9.6        | 25t       | 1        |
| 9/21..... @ New Orleans*.....       | 12         | 35         | 2.9        | 8         | 0        | 3         | 36         | 12         | 41        | 0        |
| 9/28..... Atlanta*.....             | 20         | 78         | 3.9        | 12        | 3        | 3         | 22         | 7.3        | 12        | 0        |
| 10/2..... @ Green Bay*.....         | 15         | 72         | 4.8        | 11        | 0        | 0         | 0          | 0.0        | 0         | 0        |
| 10/12..... Detroit.....             | 2          | -5         | -2.5       | -2        | 0        | 1         | 18         | 18.0       | 18        | 0        |
| 10/19..... @ Buffalo.....           | 6          | 24         | 4.0        | 11        | 0        | 1         | 13         | 13.0       | 13        | 0        |
| 10/26..... @ Tampa Bay.....         | 4          | 1          | 0.3        | 5         | 0        | 4         | 26         | 6.5        | 10        | 0        |
| 11/2..... Washington.....           | 10         | 26         | 2.6        | 2.6       | 3        | 4         | 31         | 7.8        | 11        | 0        |
| 11/16..... @ Chicago.....           | 1          | 2          | 2.0        | 2         | 0        | 3         | 12         | 4.0        | 7         | 0        |
| 11/23..... Green Bay.....           | INACTIVE   |            |            |           |          |           |            |            |           |          |
| 11/30..... Carolina*.....           | 14         | 52         | 3.7        | 8         | 0        | 4         | 5          | 1.3        | 4         | 0        |
| 12/7..... NY Jets*.....             | 19         | 54         | 2.8        | 8         | 0        | 3         | 10         | 3.3        | 6         | 0        |
| 12/14..... @ Detroit*.....          | 11         | 36         | 3.3        | 9         | 1        | 7         | 50         | 7.1        | 10        | 0        |
| 12/21..... @ Miami*.....            | 16         | 58         | 3.6        | 10        | 2        | 3         | 19         | 6.3        | 9         | 0        |
| 12/28..... Chicago*.....            | 19         | 91         | 4.8        | 19        | 0        | 2         | 17         | 8.5        | 10        | 0        |
| <b>Totals..... GP/GS: 15/9.....</b> | <b>164</b> | <b>570</b> | <b>3.5</b> | <b>19</b> | <b>9</b> | <b>44</b> | <b>312</b> | <b>7.1</b> | <b>41</b> | <b>1</b> |

| 2015.....MINNESOTA.....Att.         | Yards     | Avg.       | Long       | TD        | No.      | Yards     | Avg.       | Long       | TD        |          |
|-------------------------------------|-----------|------------|------------|-----------|----------|-----------|------------|------------|-----------|----------|
| 9/14..... @ San Francisco.....      | 1         | 4          | 4.0        | 4         | 0        | 2         | 28         | 14.0       | 21        | 0        |
| 9/20..... Detroit.....              | 2         | 8          | 4.0        | 6         | 0        | 0         | 0          | 0.0        | 0         | 0        |
| 9/27..... San Diego.....            | 2         | 10         | 5.0        | 8         | 0        | 2         | 5          | 2.5        | 6         | 0        |
| 10/4..... at Denver.....            | 1         | 3          | 3.0        | 3         | 0        | 0         | 0          | 0.0        | 0         | 0        |
| 10/18..... Kansas City.....         | 5         | 27         | 5.4        | 11        | 0        | 1         | 8          | 8.0        | 8         | 0        |
| 10/25..... @ Detroit.....           | 0         | 0          | 0.0        | 0         | 0        | 2         | 5          | 2.5        | 5         | 0        |
| 11/1..... @ Chicago.....            | 1         | 5          | 5.0        | 5         | 0        | 3         | 6          | 2.0        | 12        | 0        |
| 11/8..... St. Louis.....            | 2         | 4          | 2.0        | 2         | 0        | 0         | 0          | 0.0        | 0         | 0        |
| 11/15..... @ Oakland.....           | 2         | 7          | 3.5        | 6         | 0        | 2         | 18         | 9.0        | 11        | 0        |
| 11/22..... Green Bay.....           | 0         | 0          | 0.0        | 0         | 0        | 1         | 9          | 9.0        | 9         | 0        |
| 11/29..... @ Atlanta.....           | 1         | 3          | 3.0        | 3         | 0        | 3         | 17         | 5.7        | 8         | 0        |
| 12/6..... Seattle.....              | 2         | -1         | -0.5       | 3         | 0        | 0         | 0          | 0.0        | 0         | 0        |
| 12/10..... @ Arizona.....           | 0         | 0          | 0.0        | 0         | 0        | 2         | 30         | 15.0       | 22        | 0        |
| 12/20..... Chicago.....             | 5         | 28         | 5.6        | 19        | 0        | 1         | 6          | 6.0        | 6         | 0        |
| 12/27..... NY Giants.....           | 5         | 14         | 2.8        | 7         | 0        | 0         | 0          | 0.0        | 0         | 0        |
| 1/3/16..... @ Green Bay.....        | 0         | 0          | 0.0        | 0         | 0        | 0         | 0          | 0.0        | 0         | 0        |
| <b>Totals..... GP/GS: 16/0.....</b> | <b>29</b> | <b>112</b> | <b>3.9</b> | <b>19</b> | <b>0</b> | <b>19</b> | <b>132</b> | <b>6.9</b> | <b>22</b> | <b>0</b> |

**PLAYOFFS**

|                           |   |   |     |   |   |   |    |      |    |   |
|---------------------------|---|---|-----|---|---|---|----|------|----|---|
| 1/10/16..... Seattle..... | 0 | 0 | 0.0 | 0 | 0 | 1 | 13 | 13.0 | 13 | 0 |
|---------------------------|---|---|-----|---|---|---|----|------|----|---|

| 2016.....MINNESOTA.....Att.         | RUSHING   |            |           |          |          | RECEIVING |             |           |          |  |
|-------------------------------------|-----------|------------|-----------|----------|----------|-----------|-------------|-----------|----------|--|
|                                     | Yards     | Avg.       | Long      | TD       | No.      | Yards     | Avg.        | Long      | TD       |  |
| 9/11.....@ Tennessee.....4          | 13        | 3.3        | 6         | 0        | 0        | 0         | 0.0         | 0         | 0        |  |
| 9/18.....vs. Green Bay.....6        | 14        | 2.3        | 12        | 0        | 1        | 11        | 11.0        | 11        | 0        |  |
| 9/25.....@ Carolina.....            |           |            |           |          |          |           |             |           |          |  |
| 10/3.....vs. NY Giants.....         |           |            |           |          |          |           |             |           |          |  |
| 10/9.....vs. Houston.....           |           |            |           |          |          |           |             |           |          |  |
| 10/23.....@ Philadelphia.....       |           |            |           |          |          |           |             |           |          |  |
| 10/31.....@ Chicago.....            |           |            |           |          |          |           |             |           |          |  |
| 11/6.....vs. Detroit.....           |           |            |           |          |          |           |             |           |          |  |
| 11/13.....@ Washington.....         |           |            |           |          |          |           |             |           |          |  |
| 11/20.....vs. Arizona.....          |           |            |           |          |          |           |             |           |          |  |
| 11/24.....@ Detroit.....            |           |            |           |          |          |           |             |           |          |  |
| 12/1.....vs. Dallas.....            |           |            |           |          |          |           |             |           |          |  |
| 12/11.....@ Jacksonville.....       |           |            |           |          |          |           |             |           |          |  |
| 12/18.....vs. Indianapolis.....     |           |            |           |          |          |           |             |           |          |  |
| 12/24.....@ Green Bay.....          |           |            |           |          |          |           |             |           |          |  |
| 1/1/17.....vs. Chicago.....         |           |            |           |          |          |           |             |           |          |  |
| <b>Totals.....GP/GS: 2/0.....10</b> | <b>27</b> | <b>2.7</b> | <b>12</b> | <b>0</b> | <b>1</b> | <b>11</b> | <b>11.0</b> | <b>11</b> | <b>0</b> |  |



## ANTHONY BARR #55

**POSITION:** LINEBACKER  
**HEIGHT/WEIGHT:** 6-5/255  
**DOB:** 3-18-92  
**HOMETOWN:** SAN PEDRO, CA

**COLLEGE:** UCLA  
**ACQUIRED:** D1a (#9) '14  
**NFL SEASON:** 3  
**VIKINGS SEASON:** 3

**2016 GP/GS**  
2/2

**Career GP/GS**  
28/28

**Playoffs GP/GS**  
1/1

- The 2nd-highest LB drafted by Vikings, behind only Hall of Famer Chris Doleman at #4 in 1985, who later moved to DE.

- Started all 26 games he's appeared in and helped lead the NFL's 5th-ranked scoring defense in 2015 (18.9 ppg).

**OFF THE FIELD** Majored in business...Launched the Anthony Barr Foundation to benefit single mothers...Collegiate roommate of Vikings LB Eric Kendricks...Father, Tony Brooks, was a 4th-round draft pick RB by the Philadelphia Eagles in 1992 out of Notre Dame...Has 3 uncles who also played in the NFL.

**HONORS** Selected to 2015 **Pro Bowl**...Named **NFC Defensive Player of the Week** for game at Tampa Bay (10/26/14).

**PRO** Has started all 26 games he's appeared in...Key cog to a defense that ranked 5th in points allowed (18.9) in 2015...Earned **Pro Bowl** recognition after posting 80 tackles, 3.5 sacks and 3 FF in 2015...Snared 1st career INT off future Hall of Famer Peyton Manning at Denver (10/4/15)...Ranked 6th in Vikings history for tackles by a rookie with 99 stops...Started 12 games before going on injured reserve (12/27/15), the 3rd-most starts by a rookie LB in team history...Notched the 1st game-winning FR TD in OT in club history at Tampa Bay (10/26/14), forcing, recovering and returning the fumble 27 yards for the score on 1st play from scrimmage of the OT period...Selected with the #9 overall pick in 2014 NFL Draft after Minnesota traded from #8 to #9 with Cleveland...The 2nd-highest drafted LB in Vikings history, behind only Chris Doleman at #4 in 1985.

**2016** Tallied 3 tackles (2 solo) and 1 QBH in the regular season home-opener vs. Green Bay (9/18)...Recorded 3 tackles (2 solo), 3 QBHs and 1 PD at Tennessee (9/11).

**2015** Started 14 games and helped the Vikings defense rank 5th in scoring (18.9)...Named to **Pro Bowl**...Started the Wild Card playoff game vs. Seattle (1/10/16), recording 4 tackles

and a QB hurry in his 1st playoff game...Totalled 80 tackles, 3.5 sacks, 6 TFLs, 12 QB hurries, 3 FFs, 1 INT and 7 PDs in his sophomore campaign...Set a new career best with 12 tackles in Week 1 at San Francisco (9/14)...Registered 1st sack of the season on Philip Rivers in Week 3 vs. San Diego (9/27)...Snagged 1st career INT at Denver (10/4) when grabbing a Peyton Manning pass and returning it 32 yards... Had a half-sack at Detroit (10/25)... Sacked Matt Ryan for the 2nd time in his career and totaled 9 tackles, 2 TFLs, 1.0 sack, 2 FFs and 1 PD at Atlanta (11/29)... Chased down Falcons RB Tevin Coleman and recorded his 1st of a career-high 2 FFs early in the contest on a huge momentum-shifting play, punching the ball out from behind that was recovered by S Antone Exum...In the NFC North-clinching win at Green Bay (1/3/16), had 5 tackles, 2 TFLs, 1.0 sack and had a PD on Aaron Rodgers last-second hail mary attempt.

**2014** Named to analyst Gil Brandt's NFL.com All-Rookie team...Started season opener at St. Louis (9/7), the lone rookie starter for the Vikings...Placed on injured reserve on 12/27... Ended season ranked 4th on team with 99 tackles, 2nd among Vikings LBs behind Chad Greenway...Started all 12 games he played, the 3rd-most starts in team history by a rookie LB... Scored game-winning TD at Tampa Bay (10/26) with a 27-yard FR TD on the 1st play from scrimmage of OT, marking the 1st time in team history an OT game was won on a defensive TD and only the 4th time in NFL history an OT game was won on a FR...Totalled 9 tackles, 1.0 sack, 3 QB hurries, 1 FF, 1 FR and 1 PD and was named **NFC Defensive Player of the Week** for game at Tampa Bay...Notched 11 tackles vs. New England (9/14)... Notched 1st career sack at New Orleans (9/21) and had 10 tackles...Sacked Falcons QB Matt Ryan vs. Atlanta (9/28) late in 4th quarter and recorded 10 tackles that game...Had a pair of FRs at Buffalo (10/19), nearly tying the Vikings record of 3 FRs in a game...Notched sack vs. Washington (11/2)...Inactive for game vs. NY Jets (12/7) and at Detroit (12/14) with knee injury.

**COLLEGE** Started 37 of his 51 career games for Bruins, 10 as a FB early in his career and 27 at LB...Earned All-America praise as a junior and senior...Capped collegiate career with consensus



All-America honors as a senior in 2013 and unanimous All-Pac 12 honors...Earned All-America from Walter Camp, AFCA, USA Today, among others...UCLA defensive MVP and team captain...Was a finalist for Butkus, Lombardi and Bednarik Awards as a senior...Ranked 2nd in country with 4 FRs and 5th in country with 5 FFs...Notched 3 FFs against Nebraska in 2013...Was 2nd-Team All-American by Associated Press as a junior in 2012...Named 1st-Team All-Pac 12 as a junior...Ranked 8th in country with 13.5 sacks...Ranked 2nd on team with 83 tackles...Had 8 tackles and 1.5 sacks against Stanford in Pac-12 Championship Game...Had 9 tackles in Holiday Bowl against Baylor...Began his UCLA career as a FB...Started 7 games as a sophomore blocking back and scored his 1st TDs...Started 4 of his 12 games as a freshman, earning the team Rookie of the Year award.

**PREP** Was ranked the best athlete in the country as a senior at Loyola High (Los Angeles) by Tom Lemming and Max Preps... Selected to US Army All-America game but could not participate...Rivals had him ranked 5th-best athlete and Scout.com ranked him 10th among LBs...Missed majority of senior season with ankle injury...Earned All-State RB honors with 1,890 yards and 20 TDs as a junior...Standout in track.

#### BARR'S NFL TOTALS

| Year          | GP/GS        | Tackles    |           |            | Sacks      | INTs          | PBU       | TFL         | QBH       | FF/FR      | Special Teams |
|---------------|--------------|------------|-----------|------------|------------|---------------|-----------|-------------|-----------|------------|---------------|
|               |              | Solo       | Asst.     | Total      |            |               |           |             |           |            |               |
| 2014          | 12/12        | 72         | 27        | 99         | 4.0        | 0             | 3         | 4.0         | 13        | 2/3        | 0             |
| 2015          | 14/14        | 61         | 19        | 80         | 3.5        | 1 (32)        | 7         | 6.0         | 12        | 3/0        | 0             |
| Playoffs      | 1/1          | 3          | 1         | 4          | 0.0        | 0             | 0         | 0.0         | 1         | 0/0        | 0             |
| 2016          | 2/2          | 4          | 2         | 6          | 0.0        | 0             | 1         | 0.0         | 5         | 0/0        | 0             |
| <b>Totals</b> | <b>28/28</b> | <b>137</b> | <b>48</b> | <b>185</b> | <b>7.5</b> | <b>1 (32)</b> | <b>11</b> | <b>10.0</b> | <b>30</b> | <b>5/3</b> | <b>0</b>      |
| Playoffs      | 1/1          | 3          | 1         | 4          | 0.0        | 0             | 0         | 0.0         | 1         | 0/0        | 0             |

#### SINGLE-GAME CAREER HIGHS

Tackles ..... 12..... at San Francisco, 9/14/15  
 Solo Tackles ..... 10..... at St. Louis, 9/7/14; at San Francisco, 9/14/15  
 Sack ..... 1.0..... 7x, last at Green Bay, 1/3/16  
 QB Hurries ..... 3..... at Tampa Bay, 10/26/14; vs. Washington, 11/2/14; vs. San Diego, 9/27/15; at Chicago, 11/1/15  
 Tackles For Loss ..... 2..... vs. Washington, 11/2/14; at Atlanta, 11/29/15; at Green Bay 1/3/16  
 Pass Defensed ..... 1..... 10x, last at Green Bay, 1/3/16  
 Forced Fumbles ..... 2..... at Atlanta, 11/29/15  
 Fumble Recoveries ..... 2..... at Buffalo, 10/19/14  
 Touchdown ..... 1..... at Tampa Bay, 10/26/14 (27 FR)

#### RAISING THE BARR

Despite only playing 12 games during his rookie campaign, LB Anthony Barr was 5th in franchise history among all rookies in tackles with 99. Barr notched the 1st-ever defensive TD to win a game in OT in Vikings history at Tampa Bay in 2014.

#### MOST TACKLES BY A VIKINGS ROOKIE

Harrison Smith, S, 2012 ..... 129  
 Rip Hawkins, LB, 1961 ..... 126  
 Chris Doleman, LB, 1985 ..... 109  
**Eric Kendricks, LB, 2015 ..... 105**  
 Tim Newton, DT, 1985 ..... 102  
**Anthony Barr, LB, 2014 ..... 99**

#### SACKS IN A SEASON BY VIKINGS ROOKIE LBs

Dwayne Rudd, 1997 ..... 5.0  
**Anthony Barr, 2014 ..... 4.0**

#### GIVING BACK TO GIVING MOMS

The Anthony Barr Foundation was launched in spring 2016 as a way to provide support to single mothers through childcare assistance and providing scholarship funds for mothers wishing to continue their education. Barr was raised by his single mother, Lori, and took advantage of his platform as an NFL player to help give back. "As a young child, I witnessed my mother work hard to put herself through college after having me when she was only 19 years old. She worked as a classroom assistant in the morning hours, went to school in the afternoon, and waited tables at night. Even so, she still had to take out student loans to pay for college, loans she is still paying off today.



THE  
**ANTHONY BARR** <sup>55</sup>  
 FOUNDATION

#### BARR'S INTERCEPTION

| GAME               | QB             | INT (Yds)     |
|--------------------|----------------|---------------|
| at Denver, 10/4/15 | Peyton Manning | 1 (32)        |
| <b>Total</b>       |                | <b>1 (32)</b> |

#### BARR'S SACKS

| GAME                    | QB                 | SACKS      |
|-------------------------|--------------------|------------|
| at New Orleans, 9/21/14 | Drew Brees         | 1.0        |
| vs. Atlanta, 9/28/14    | Matt Ryan          | 1.0        |
| at Tampa Bay, 10/26/14  | Mike Glennon       | 1.0        |
| vs. Washington, 11/2/14 | Robert Griffin III | 1.0        |
| vs. San Diego, 9/27/15  | Philip Rivers      | 1.0        |
| at Detroit, 10/25/15    | Matthew Stafford   | 0.5        |
| at Atlanta, 11/29/15    | Matt Ryan          | 1.0        |
| at Green Bay, 1/3/16    | Aaron Rodgers      | 1.0        |
| <b>Total</b>            |                    | <b>7.5</b> |



## WILLIE BEAVERS #64

**POSITION:** GUARD  
**HEIGHT/WEIGHT:** 6-5/322  
**DOB:** 10-2-93  
**HOMETOWN:** SOUTHFIELD, MI

**COLLEGE:** WESTERN MICHIGAN  
**ACQUIRED:** D4 (#121) '16  
**NFL SEASON:** R  
**VIKINGS SEASON:** R

**2016 GP/GS**  
PS

**Career GP/GS**  
0/0

**Playoffs GP/GS**  
0/0

• Shares Western Michigan alma mater with Vikings alums Bob Lurtsema and Greg Jennings.

• Originally committed to Illinois as a defensive lineman but eventually signed with WMU as offensive lineman.

**OFF THE FIELD** Majored in business...Grew up a Lions fan in Southfield, MI.

**PRO** The lone offensive lineman the Vikings drafted in 2016... Is the 2nd Western Michigan player the Vikings have selected in the history of the franchise, joining DE Bill Slater in the 7th round of 1972...Was 1 of 2 Western Michigan players drafted in 2016, joining WR Daniel Braverman (Chicago Bears)...Taken with 4th-round draft pick (#121 overall).


**2016** Joined the Vikings practice squad on 9/4/16.

**COLLEGE** Full-time starter in his final 3 seasons at Western Michigan, started 40 consecutive games from the end of his redshirt freshman season through his final game...Did not miss a start once he moved into the lineup...Selected to participate in Senior Bowl...Started all 13 games as a senior at LT en route to 1st-Team All-MAC honors...Keyed Broncos to an 8-5 mark and a win over Middle Tennessee State in the Bahamas Bowl, the 1st bowl win in Western Michigan program history...Helped pave the way for rushing attack that averaged 204.6 yards per game, 2nd-best mark in the MAC in 2015...Started all 13 games in 2014 as a junior at LT and earned 2nd-Team All-MAC honors...Helped Broncos post an 8-5 mark as a junior and play in Famous Idaho Potato Bowl, falling to Boise State...WMU had

the top RB in the MAC with Jarvin Franklin...As a sophomore, started all 12 games...As a redshirt freshman in 2012, played in 8 games and earned 2 starts...Made 1st career start vs. Northern Illinois in 2012...Redshirted in 2011 as a freshman.

**PREP** Standout at Southfield-Lathrop High School in suburban Detroit...Earned Honorable Mention All-Conference as sophomore, junior and senior...Ranked as #30 recruit in the state by Rivals.com...Consensus 3-star recruit.





## JOE BERGER #61

**POSITION:** CENTER/GUARD  
**HEIGHT/WEIGHT:** 6-5/305  
**DOB:** 5-25-82  
**HOMETOWN:** NEWAYGO, MI

**COLLEGE:** MICHIGAN TECH  
**ACQUIRED:** FA '11  
**NFL SEASON:** 12  
**VIKINGS SEASON:** 6

**2016 GP/GS**  
2/2

**Career GP/GS**  
117/56 (4/0-DAL; 34/20-MIA; 79/36-MIN)

**Playoffs GP/GS**  
2/1-MIN

- Vikings senior statesman on offense, enters his 12th NFL season and 6th with the Vikings in 2016.
- Started all 16 games and the playoff game at center in 2015, his 1st season starting every game.

**OFF THE FIELD** Earned mechanical engineering degree from Michigan Tech...Married to Abigail, the couple has 4 children and are active supporters of adoption and adoption family causes...Couple has 2 adopted and 2 biological children...Active with *Team Keegan*, a childhood cancer foundation that sends get-well packages to young patients across the country...Enjoys building furniture and woodworking projects along with trap shooting in his free time...Restored a 1953 Studebaker truck...Avid outdoorsman, enjoys hunting and fishing in his free time.

**PRO** Has appeared in 78 games, making 35 starts, over the past 6 seasons for Vikings...Has started games at RG, LG and C during his Vikings tenure...His 16 regular season starts and playoff start during the Vikings 2015 run to the NFC North title at center were a career-high...Started his 1st career playoff game in Wild Card matchup vs. Seattle (1/10/16) and both career playoffs games he has played in have been with the Vikings...Helped pave the way for Adrian Peterson to lead the NFL in rushing in 2015 with 1,485 yards...Acquired by Vikings on 9/12/11...Completed in 31 games, making 20 starts, from 2009-11 for Miami under Minnesota's current Offensive Line Coach Tony Sparano, who led the Dolphins from 2008-11...Signed as an unrestricted free agent on 2/27/09 by Miami from Dallas...Spent final part of 2006 season, 2007 and 2008 seasons with Dallas after being claimed off waivers by Dallas from Miami on 11/24/06...Played in Dallas when Mike Zimmer was Cowboys defensive coordinator...Saw action in final 3 games as a rookie with Miami in 2005 after spending opening 11 games of season inactive...Joined Miami after being signed off Carolina practice squad on 9/7/05...Was waived by Carolina on 9/3/05 and signed to Panthers practice squad the following day before being signed by Miami to 53-man roster...Spent training camp and preseason with Carolina in 2005 after being drafted in 6th round (#183).

**2016** Started at center vs. Green Bay (9/18)...Started at center for an O-line that did not permit a sack at Tennessee (9/11).

**2015** Stepped into starting lineup at C for all 16 games and the Wild Card Playoffs...Started every game in a season for the 1st time in his career...Helped Adrian Peterson lead the NFL in rushing for the 3rd time in his career, notching 1,485 yards and powering the Vikings to the NFC North title with an 11-5 mark and earning a home Wild Card playoff game...Vikings posted the #4 rushing offense in the NFL...Part of a shuffled offensive line that was hit by preseason injuries, taking regular starters John Sullivan (C) and Phil Loadholt (RT) away for the season...The Vikings line was the only in the NFL to start all 16 games as a unit (Kalil-LT, Fusco-LG, Berger-C, Harris-RG, Clemmings-RT)...The group helped Peterson earn 2015 FedEx Ground Player of the Year after claiming the weekly FedEx Ground award twice during the season: at Oakland (11/15) and at Atlanta (11/29)...Peterson was named NFC Offensive Player of the Month for November when he ran for 634 yards and 5 TDs, setting a club record for most yards rushing in November as the team went 4-1 in the month...Peterson rumbled for 203 yards in a win at Oakland (11/15), the 6th time in his career he broke the 200-yard plateau, tying him with O.J. Simpson for the NFL record.

**2014** Started the final 9 games at RG after starter Brandon Fusco was placed on IR...Team went 5-4 in his starts...

Appeared in all 16 games...Finished the season having played in 61 consecutive games...Protected QB Teddy Bridgewater on his way to the most productive season by a rookie QB in team history...Blocked for RB Jerick McKinnon's 103-rushing yard effort against one of the NFL's best run defenses at Buffalo (10/19).

**2013** Appeared in all 16 games, starting 2, contributing on specials teams and providing depth along the offensive line...Started at LG and RG in place of injured starters Charlie Johnson and Brandon Fusco, respectively, vs. Washington (11/7) and vs. Philadelphia (12/15)...Helped backup RB Matt Asiata tie the Vikings record with a 3-TD rushing day in upset win over playoff-bound Eagles...Vikings won both games he started...Played integral role on kickoff return unit that helped rookie WR/KR Cordarrelle Patterson set team records for return yards, return average and return TDs...Team led the NFL in average starting field position after kickoffs (27.2).

**2012** Played in all 16 games and saw his 1st career playoff action in Wild Card game at Green Bay (1/5/13)...Primarily played on special teams but saw action on offensive line vs. Tennessee (10/7) and vs. Detroit (11/11)...Regular on KO return unit that ranked among NFL leaders in KO return average and was tied for 3rd in the NFL with 6 KO returns of 40+ yards.

**2011** Saw time in 13 games with 7 starts...Started at C, RG and LG during season, opening 1 game at C, 4 at RG and 2 at LG...Started his 1st game of the season at C vs. Green Bay (10/23), the 1st start of rookie QB Christian Ponder's career...Saw 1st extended action of season at Chicago (10/16), replacing injured starter John Sullivan at C in the 2nd half...Started 4-game span at RG in place of starter Anthony Herrera, the 1st of the 4 games coming at Carolina (10/30)...Started final 2 games of season at LG in place of starter Steve Hutchinson...Signed by Vikings on 9/12, a day after the season opener at San Diego...Spent training camp and preseason with Miami.

**2010** Saw time in 15 games with Miami with career-high 14 starts at C...Started opening 9 games of the season...Missed lone game of season vs. Chicago (11/18) with knee injury.

**2009** Started final 6 games of season at C for Miami...Earned 1st career start at Buffalo (11/29)...Played in all 16 games.

**2008** Saw time on special teams for Dallas in opening 3 games of the season...Inactive for the final 11 games.

**2007** Played in 1 game, the regular season finale, at Washington (12/30)...Inactive for 13 games...Dressed but did not play in 2 games...Was inactive for playoff game.

**2006** Spent time with Miami and Dallas during season...Was inactive for all 16 games during season between the 2 clubs...Inactive in 11 games with Miami and 5 with Dallas after being claimed off waivers from Miami on 11/24.

**2005** Saw action in 3 games as a rookie with Miami, each of the final 3 contests...Inactive in 12 games for the Dolphins...Signed off Carolina practice squad to Miami's 53-man roster in Week 1 of season on 9/7...Waived following preseason by Carolina and signed to Panthers practice squad the following day on 9/4...Originally drafted in 6th round (#183) by Carolina.

**COLLEGE** Was a 28-game starter at Michigan Tech at RT...Earned 1st-Team All-Great Lakes Intercollegiate Conference honors as a junior and senior...Earned Jim Langer Award as the top lineman in the Cactus Bowl, the Division II all-star game...Started 3 games as a redshirt freshman in 2001 at LT.

**PREP** Earned All-Conference honors and Academic All-State as a senior...Played 2 seasons of football at Newaygo High in Michigan...Served as team captain as a senior...Competed in field events on track team.

## R U D-?

The Vikings have several key contributors who have been fighting an uphill battle after playing collegiality at smaller Division II institutions. Joe Berger is the Vikings leader among the small-school players with 117 career games and 56 starts.

### DIVISION II VIKINGS

| PLAYER, SCHOOL                          | CAREER GP/GS   |
|---|----------------|
| <b>Joe Berger, C/G, Michigan Tech</b>   | <b>117/56</b>  |
| Brandon Fusco, G, Slippery Rock         | 55/52          |
| Adam Thielen, Minnesota State, Mankato  | 34/5           |
| Charles Johnson, WR, Grand Valley State | 24/12          |
| Edmond Robinson, LB, Newberry           | 9/2            |
| C.J. Ham, RB, Augustana                 | Practice Squad |

### BERGER'S CAREER GAMES/STARTS

| Year            | GP/GS         |
|-----------------|---------------|
| 2005 (Mia)      | 3/0           |
| 2006 (Mia/Dal)  | 0/0           |
| 2007 (Dal)      | 1/0           |
| 2008 (Dal)      | 3/0           |
| 2009 (Mia)      | 16/6          |
| 2010 (Mia)      | 15/14         |
| 2011 (Min)      | 13/7          |
| 2012 (Min)      | 16/0          |
| Playoffs        | 1/0           |
| 2013 (Min)      | 16/2          |
| 2014 (Min)      | 16/9          |
| 2015 (Min)      | 16/16         |
| Playoffs        | 1/1           |
| 2016 (Min)      | 2/2           |
| <b>Totals</b>   | <b>117/56</b> |
| <b>Playoffs</b> | <b>2/1</b>    |



## ALEX BOONE #76

**POSITION:** GUARD  
**HEIGHT/WEIGHT:** 6-8/310  
**DOB:** 5-4-87  
**HOMETOWN:** LAKEWOOD, OH

**COLLEGE:** OHIO STATE  
**ACQUIRED:** FA '16  
**NFL SEASON:** 7  
**VIKINGS SEASON:** 1

| 2016 GP/GS | Career GP/GS              | Playoffs GP/GS |
|------------|---------------------------|----------------|
| 2/2        | 79/61 (77/59-SF; 2/2-MIN) | 8/6-SF         |

- Started Super Bowl XLVII for 49ers against Baltimore.
- Entered NFL as a rookie free agent with San Francisco in 2009.
- Active supporter of veterans causes and military charities.

**OFF THE FIELD** Majored in history at OSU...Married to Dana, the couple has 2 children and expecting a 3rd in summer 2016...The San Francisco Zoo named a rhinoceros Boone in his honor...Sought out mentorship from former NFL lineman and fellow Cleveland native LeCharles Bentley early in his NFL career and continues his offseason training with him in Arizona...Has a brother who served in Marine Corps and has a special affection for military charities and programs.

**PRO** Joined Vikings as a priority free agent acquisition in 2016...Started in Super Bowl XLVII against Baltimore...Has 77 career games under his belt with 59 starts and has started 6 of the 8 playoff games he has been in, all coming with San Francisco...Did not move into starting lineup until his 4th NFL season,

beginning his career in 2009 on 49ers practice squad...Vikings offensive line coach Tony Sparano served as 49ers TE's coach in 2015...Boone was teammates with Vikings backup QB Shaun Hill with the 49ers in 2009, his rookie season...Earned San Francisco's Bobb McKittrick Award in 2013, honoring the 49ers lineman who best displays the qualities of the late offensive line coach for the club.

**2016** Started at LG at Green Bay (9/18)...Started at LG for an O-line that did not permit a sack at Tennessee (9/11).

**2015** Started all 13 games he played...Missed final 3 games of the season, going on injured reserve on 12/26...Season-opening game vs. Minnesota (9/14) was the 2nd game of a *Monday Night Football* double-header for opening weekend...Helped pave the way for Carlos Hyde to run for 168 yards and 2 TDs in the 20-3 upset win over Minnesota (9/14).

**2014** Started 14 games and played in 15 on the season...Squad went 8-8 and fell out of the playoffs after a 3-year streak in the postseason...Helped set a franchise record with 355 yards rushing vs. San Diego (12/20), the highest mark in the NFL since 2007.

**2013** Started all 16 regular season games and all 3 playoff contests...Helped 49ers go 12-4 and finish 2nd in the NFC West, and advance to NFC Championship game at Seattle, a narrow 23-17 loss to their division rivals...Team piled up 494 yards in the season opener vs. Green Bay (9/8), 404 through the air...Helped 3 San Francisco RBs into the end zone at St. Louis (9/26)...Helped carve up Falcons defense vs. Atlanta (12/23) for 199 yards rushing on 30 carries, an average of 6.6.

**2012** In 1st season starting opened all 16 regular season games and all 3 in playoffs, advancing to face Baltimore in Super Bowl XLVII...Niners won the NFC West with an 11-4-1 mark...Topped Green Bay 45-31 in NFC Divisional Playoff (1/12/13) and won at Atlanta 28-24 in NFC Championship game (1/20/13)...Boone and the San Francisco line were honored as 2012 Madden Most Valuable Protectors of the Year...Made 1st career start in season opener at Green Bay (9/9), helping Frank Gore rush for 112 yards to become 1st Niners back to crack 100 yards in opener since Garrison Hearst...Team set club record with 621 yards of offense vs. Buffalo (10/7), 311 rushing and 310 passing, also setting an NFL mark as the 1st team with 300+ passing and rushing in the same game. QB Alex Smith threw for 300+, WR Michael Crabtree (113) and TE Vernon Davis (106) each had 100+ receiving and Gore (106) ran for 100+ while the line did not allow a sack in the game...Set an NFL playoff record vs. Green Bay

## SUPER MEN

The 2016 Vikings have several players and coaches who have been on the NFL's biggest stage- the Super Bowl. Vikings free agent pickup Alex Boone helped San Francisco win the NFC title in 2012 and advance to Super Bowl XLVII, a thriller vs. Baltimore played in New Orleans. Defensive tackle Linval Joseph was a starter for the NY Giants when they won Super Bowl XLVI over New England in Indianapolis. Adam Zimmer helped New Orleans claim the Super Bowl XLIV title with a win over Indianapolis following the 2009 season. Zimmer and his father, Head Coach Mike Zimmer, are the rare family with a pair of Lombardi Trophies on the mantle. There are 4 members of the Vikings coaching staff who have played or coached in the big game and 3 who have won the game.

### VIKINGS WITH SUPER BOWL EXPERIENCE

| PARTICIPANT, TEAM                  | SUPER BOWL                            |
|------------------------------------|---------------------------------------|
| Mike Zimmer, Dallas (coach)        | XXX vs. Pittsburgh                    |
| Nor Turner, Dallas (coach)         | XXVII vs. Buffalo, XXVIII vs. Buffalo |
| Hank Fraley, Philadelphia (player) | XXXIX vs. New England                 |
| Adam Zimmer, New Orleans (coach)   | XLIV vs. Indianapolis                 |
| Linval Joseph, NY Giants (player)  | XLVI vs. New England                  |
| Justin Trattou, NY Giants (player) | XLVI vs. New England                  |
| Alex Boone, San Francisco (player) | XLVII vs. Baltimore                   |

(1/12/13) in Divisional Playoff with 2 players rushing for 100+ with Gore (119) and QB Colin Kaepernick (181) and had a 100+ receiver with Crabtree (119), helping set a 49ers playoff record with 579 yards of offense in the game...In an extremely close 34-31 Super Bowl loss, the 49ers offense became the 1st in Super Bowl history to have a 300+ passer- Kaepernick (302), a 100+ rusher- Gore (110) and 2 receivers break 100+ with Crabtree (109) and Davis (104).

**2011** Played in all 16 regular season games and both playoff contests for the NFC West Champions, posting 13-3 mark... Team won NFC Divisional Playoff game vs. New Orleans 36-32 and advanced to NFC Championship game vs. NY Giants (1/22/12), a 20-17 OT loss to the Giants, who went on to win Super Bowl XLVI...Saw action in short-yardage packages and on special teams...Played extensively at LT when starter Joe Staley left game at Arizona (12/11) with head injury.

**2010** Made NFL debut in Week 17 game vs. Arizona (1/2/11), playing at LT...Was inactive each of the opening 15 games of the season...Made 53-man roster following training camp and preseason, his 1st season on the active roster.


**2009** Spent rookie campaign on practice squad for all 17 weeks of the season...Released in final roster cuts and then signed to practice squad...Went through training camp and preseason with 49ers...Originally joined San Francisco as a rookie free agent on 4/30/09.

**COLLEGE** Started 35 of his 46 career games played for Buckeyes...Team went 41-8 during his tenure...Earned All-America honors as a senior...Named 1st-Team All Big Ten as a senior and 2nd-Team as a junior...Regular starter on OSU teams as a sophomore and junior that advanced to the national championship games- losing to Florida as a sophomore and losing to LSU as a junior...Helped Buckeyes to 4 Big Ten titles during his career.

**PREP** Named All-Ohio as a junior and senior at St. Edward High in Cleveland...A 3-year starter in football...Earned Parade and USA Today All-America honors...Helped football team to state title game as a junior...Competed in track and basketball.

**BOONE'S CAREER GAMES/STARTS**

| Year            | GP/GS             |
|-----------------|-------------------|
| 2009 (SF)       | .....P5           |
| 2010 (SF)       | .....1/0          |
| 2011 (SF)       | .....16/0         |
| Playoffs        | .....2/0          |
| 2012 (SF)       | .....16/16        |
| Playoffs        | .....3/3          |
| 2013 (SF)       | .....16/16        |
| Playoffs        | .....3/3          |
| 2014 (SF)       | .....15/14        |
| 2015 (SF)       | .....13/13        |
| 2016 (Min)      | .....2/2          |
| <b>Totals</b>   | <b>.....79/61</b> |
| <b>Playoffs</b> | <b>.....8/6</b>   |



**MORITZ BÖHRINGER #81**

**POSITION:** WIDE RECEIVER  
**HEIGHT/WEIGHT:** 6-4/225  
**DOB:** 10-16-93  
**HOMETOWN:** Aalen, Germany

**COLLEGE:** NONE  
**ACQUIRED:** D6a (#180) '16  
**NFL SEASON:** R  
**VIKINGS SEASON:** R

| 2016 GP/GS | Career GP/GS | Playoffs GP/GS |
|------------|--------------|----------------|
| P5         | 0/0          | 0/0            |

- 1st-ever player to be drafted by an NFL team directly from Europe.
- Started playing competitive American football in 2013.

**OFF THE FIELD** Was majoring in mechanical engineering at University Aalen with an expected graduation date of 2017 prior to being drafted...Started playing competitive American football in 2013...Inspired to pick up the game by watching highlight videos of Vikings running back Adrian Peterson...Played soccer for DJK Aalen and TSG Hoffherrweiler...Father, Guenter, is an engineer and mother, Katrin Fassmeyer, is a museum worker... Has 2 brothers, Paul and Tim, and 1 sister, Ronja.

**PRO** 1st-ever player to be drafted by an NFL team directly from Europe...Selected in the 6th round (#180) in the 2016 NFL Draft.

**2016** Joined the Vikings practice squad on 9/4/16.


**GFL/CLUB** Played for the Schwäbisch Hall Unicorns of the German Football League in 2015...Was named the GFL's Rookie of the Year after catching 70 passes for 1,461 yards and 16 TDs in 21 games played...Played for the Crailsheim Titans club


**BÖHRINGER'S GFL/CLUB TOTALS**

| Year            | GP        | RECEIVING  |              |             |           |
|-----------------|-----------|------------|--------------|-------------|-----------|
|                 |           | No.        | Yds.         | Avg.        | TD        |
| 2013 (Titans)   | 10        | 43         | 1,169        | 27.2        | 20        |
| 2014 (Titans)   | 9         | 51         | 1,697        | 33.3        | 21        |
| 2015 (Unicorns) | 21        | 70         | 1,461        | 20.9        | 16        |
| <b>Total</b>    | <b>40</b> | <b>164</b> | <b>4,327</b> | <b>26.4</b> | <b>57</b> |

team from 2013-14...In 9 games in 2014, totaled 51 receptions for 1,697 yards and 21 TDs...Had 43 catches for 1,169 yards and 20 TDs in 2013 playing in 10 games...Also recorded 6 INTs and returned 3 for TDs during the 2013 season.

**PREP** Prepped at Schubart-Gymnasium Aalen, where he played soccer.





# SAM BRADFORD #8

**POSITION:** QUARTERBACK

**HEIGHT/WEIGHT:** 6-4/224

**DOB:** 11-8-87

**HOMETOWN:** OKLAHOMA CITY, OK

**COLLEGE:** OKLAHOMA

**ACQUIRED:** T (PHI) '16

**NFL SEASON:** 7

**VIKINGS SEASON:** 1

**2016 GP/GS**

1/1

**Career GP/GS**

64/64

**Playoffs GP/GS**

0/0

• Has thrown for 14,790 yards, 78 TDs, 52 INTs and an 81.0 passer rating in his 63 career games (all starts).

• Set Eagles franchise records in completions (346) and completion percentage (65.0) and finished 4th in team history with 3,725 passing yards in his lone season with the club (2015).

• Selected No. 1 overall by the St. Louis Rams in the 2010 NFL Draft and earned **NFL Offensive Rookie of the Year** and set the league's rookie completion record (354).

• Became just the 2nd underclassman in NCAA history to win the **Heisman Trophy**, leading the Sooners to a 2009 BCS National Championship Game appearance.

**OFF THE FIELD** Was an honor student and finance major at Oklahoma...Rang the opening bell at the New York Stock Exchange 3 days after winning the Heisman Trophy; the Dow rose 100 points that day...Father, Kent, was a 2-year (1977-78) letterman on the Oklahoma offensive line...Enjoys playing golf and was introduced to the sport by his grandfather at age 5.

**HONORS** Named the 2010 **NFL Offensive Rookie of the Year** by the *Associated Press*...Earned the 2008 **Heisman Trophy**, becoming just the 2nd underclassman in NCAA history to achieve the honor.

**PRO** Has registered 15,076 yards, 80 TDs, 52 INTs and an 81.5 passer rating in 64 games (all starts) since entering the league in 2010...Totaled 346 completions for a 65.0% completion rate, both Philadelphia single-season franchise records, and finished fourth in team history with 3,725 passing yards in 2015...Set rookie records in completions (354) and attempts (590), ranking 2nd in NFL history among rookies in passing yards (3,512) and earning **NFL Offensive Rookie of the Year** honors in 2010...Completed 174-consecutive passes without an interception in 2010, also an NFL rookie record...Became just the 4th rookie quarterback to play all of his team's snaps during a 16-game regular season and the only rookie quarterback to do so in 2010.

**2016** Completed 22 of 31 passes (71.0%) for 286 yards, 2 TDs, 0 INTs and a 121.2 passer rating in the 1st-ever regular season game at U.S. Bank Stadium...Ranked top-5 in multiple passing categories by a QB a debut game for the Vikings: passing yards (1st), passer rating (5th), completions (2nd)...Was active, but did not play at Tennessee (9/11).

**2015** Competed in 14 games (all starts), recording Eagles franchise records in completions (346) and completion percentage (65.0%) while totaling the fourth-most passing yards (3,725) in club history...Set a single-game record with a 78.9% completion rate (30-of-38) by an Eagles quarterback with more than 30 attempts, posting 320 yards, 2 TDs and a 108.3 passer rating at NY Giants (1/3/16)...Tied an Eagles franchise record with 37 completions and threw for a career-best 380 yards vs. Washington (12/26).

**2014** Missed the 2014 campaign, his final season with the Rams, after suffering a season-ending injury (anterior cruciate ligament tear) in a preseason matchup vs. Cleveland (8/23/14).

**2013** Ranked 8th in the NFL with 159 completions and tied for 5th with 14 TD passes prior to sustaining a season-ending knee injury vs. Carolina (10/23) and being placed in Injured Reserve (10/23)...Tallied a career-high 134.6 passer rating, completing 12 of 16 passes for 117 yards and 3 TDs (3rd 3-TD performance of the season), at Houston (10/13)...Registered a 105.3 passer rating on 222 yards and 3 TDs vs. Jacksonville (10/6)...Recorded 352 passing yards and 3 TDs at Atlanta (9/15)...Completed 27 of 38 passes (71.1%) for 299 yards and 2 TDs (100.7 passer rating) vs. Arizona (9/8).

**2012** Threw for 3,702 yards, 21 TDs (career high) and an 82.6 passer rating in 16 games (all starts)...Connected with TE Lance Kendricks on a career-long 80-yard TD strike at Tampa Bay (12/23)...Completed a 13-yard TD pass to WR Brandon Gibson to cap a 14-play, 84-yard game-winning drive in the 4th quarter at Buffalo (12/9)...Posted 275 yards and 2 TDs on 26-of-29 passing at San Francisco (11/11)...Threw for 315 yards and notched a rushing TD at Miami (10/14)...Completed 26 of 35 passes (74.3%) for 310 yards and 3 TDs vs. Washington (9/16).

**2011** Started 10 games, missing 6 due to injury, and totaled 2,164 yards and 6 TDs on 191-of-357 passing...Registered 321 yards on 28-of-44 passing at Green Bay (10/16)...Notched a then-career-high 331 passing yards at NY Giants (9/19).

**2010** Received **NFL Offensive Rookie of the Year** accolades by the *Associated Press* after completing 354 passes on 590 attempts (both league rookie records) for 3,512 yards, 2nd most among rookies in NFL history behind Peyton Manning's 3,739 yards in 1998...Registered the 5th-most passing TDs (18) by a rookie in league history...Completed an NFL-rookie-record 174-consecutive passes without an interceptions...Recorded his 1st-career 300-yard passing game at Den. (11/28), throwing for 308 yards and 3 TDs (113.3 passer rating)...Tallied 253 yards and one touchdown in his first career start, completing 32 of 55 passes, vs. Arizona (9/12).

**COLLEGE** Became just the 2nd underclassman in NCAA history to win the **Heisman Trophy** after leading the country in TD passes (50) and passing efficiency (180.84) in 2008...Also won the Davey O'Brien Award, Sammy Baugh Trophy and the Chic Harley Award following the 2008 campaign...Became the program's all-time leader in 15 categories, including passing yards (8,403), passing TDs (88) and completion percentage (67.6) as a 3-year starter...Eclipsed the 8,000-yard passing mark for the first time in program history as a redshirt junior in 2009...Led the Sooners to the 2008 BCS National Championship Game and became the 1st OU quarterback to win 2 Big 12 titles...Earned Big 12 Offensive Player of the Year and 1st-team All-American honors by the *Associated Press* and *Sporting News* after setting school records for passing yards (4,720), total offense (4,767), TDs (50) and 300-yard passing games (12)...Finalist for the Manning Award (nation's top quarterback) as a redshirt freshman after setting an NCAA freshman record with 36 TD passes...Named *Sporting News* Freshman of the Year and garnered freshman All-American honors from several outlets...Redshirted as a true freshman in 2006.

**PREP** Named to the Oklahoma Coaches Association All-State Team and 2nd-team All-State squad by *The Oklahoman* after throwing for 2,422 yards and 19 TDs as a senior at Putnam City North (OK)...Also earned all-city honors as a junior...Was a standout basketball player, averaging 18.4 points and 10.5 rebounds as a senior, and played on the golf team.

**BRADFORD'S NFL TOTALS**

| Year.....              | GP/GS        | Att          | Comp         | Pct          | Yds           | TD        | INT       | Lg         | Sk/Yds           | Rtg         | Rush       | Yds        | TD       |
|------------------------|--------------|--------------|--------------|--------------|---------------|-----------|-----------|------------|------------------|-------------|------------|------------|----------|
| 2010 (StL).....        | 16/16        | 590          | 354          | 60.0%        | 3,512         | 18        | 15        | 49         | 34/244           | 76.5        | 27         | 63         | 1        |
| 2011 (StL).....        | 10/10        | 357          | 191          | 53.5%        | 2,164         | 6         | 6         | 68         | 36/248           | 70.5        | 18         | 26         | 0        |
| 2012 (StL).....        | 16/16        | 551          | 328          | 59.5%        | 3,702         | 21        | 13        | 80t        | 35/233           | 82.6        | 36         | 124        | 1        |
| 2013 (StL).....        | 7/7          | 262          | 159          | 60.7%        | 1,687         | 14        | 4         | 73         | 15/97            | 90.9        | 15         | 31         | 0        |
| 2014 (StL).....        | 0/0          |              |              |              |               |           |           |            |                  |             |            |            |          |
| <i>INJURED RESERVE</i> |              |              |              |              |               |           |           |            |                  |             |            |            |          |
| 2015 (Phi).....        | 14/14        | 532          | 346          | 65.0%        | 3,725         | 19        | 14        | 78t        | 28/200           | 86.4        | 26         | 39         | 0        |
| 2016 (Min.).....       | 1/1          | 31           | 22           | 71.0         | 286           | 2         | 0         | 46         | 4/32             | 121.2       | 1          | -3         | 0        |
| <b>Totals .....</b>    | <b>64/64</b> | <b>2,323</b> | <b>1,400</b> | <b>60.3%</b> | <b>15,076</b> | <b>80</b> | <b>52</b> | <b>80t</b> | <b>152/1,054</b> | <b>81.5</b> | <b>123</b> | <b>280</b> | <b>2</b> |

Record as Starter: Record as Starter: 25-37-1; 7-9 in 2010, 1-9 in 2011, 7-8-1 in 2012, 3-4 in 2013, 7-7 in 2015, 1-0 in 2016.

**SINGLE-GAME CAREER HIGHS**

|                           |          |   |
|---------------------------|----------|---|
| Attempts.....             | 56.....  | vs. Washington, 12/26/15  |
| Completions .....         | 37.....  | vs. Washington, 12/26/15  |
| Passing Yards .....       | 380..... | vs. Washington, 12/26/15  |
| Passing TDs .....         | 3.....   | 7x, last at Washington 10/4/15  |
| Interceptions .....       | 3.....   | vs. Arizona, 9/12/10; vs. NY Giants, 10/19/15   |
| Long Pass .....           | 80t..... | at Tampa Bay, 12/23/12  |
| 2-Point Conversions ..... | 1.....   | vs. Arizona, 9/8/13 (Run)   |
| Rushes.....               | 6.....   | vs. San Diego, 10/17/10   |
| Rush Yards.....           | 34.....  | at Miami, 10/14/12  |
| Rushing TD.....           | 1.....   | at New Orleans, 12/12/10; at Miami, 10/14/12  |
| Rush Yards.....           | 43.....  | vs. Green Bay, 11/22/15   |
| Rushing TD.....           | 1.....   | vs. Atlanta, 9/28/14; vs. Detroit, 9/20/15; vs. St. Louis, 11/8/15; vs. Chicago, 12/20/15 |

**BRADFORD'S CAREER GAME-BY-GAME (\*starts; scores for games started only; games with 100+ passer rating in bold)**

| 2010 ST. LOUIS..... | Att.                 | Comp.      | Yards        | Pct.        | TD          | INT       | Lg        | Sk/Yds        | Rating      | Rush         | Yds       | TD        | Score            |
|---------------------|----------------------|------------|--------------|-------------|-------------|-----------|-----------|---------------|-------------|--------------|-----------|-----------|------------------|
| 9/12.....           | Arizona.....         | 55         | 32           | 253         | 58.2        | 1         | 3         | 39            | 2/13        | 53.1         | 0         | 0         | 0 L 13-27        |
| 9/19.....           | @ Oakland.....       | 25         | 14           | 167         | 56.0        | 2         | 1         | 36            | 3/32        | 86.6         | 0         | 0         | 0 L 14-16        |
| 9/26.....           | Washington.....      | 37         | 23           | 235         | 62.2        | 1         | 1         | 30            | 1/3         | 78.1         | 1         | 2         | 0 W 30-16        |
| 10/3.....           | Seattle.....         | 41         | 23           | 289         | 56.1        | 2         | 1         | 49            | 4/28        | 84.3         | 2         | 8         | 0 W 30-3         |
| 10/10.....          | @ Detroit.....       | 45         | 23           | 215         | 51.1        | 0         | 2         | 30            | 1/2         | 46.1         | 0         | 0         | 0 L 6-44         |
| 10/17.....          | San Diego.....       | 31         | 18           | 198         | 58.1        | 1         | 0         | 38t           | 3/15        | 87.8         | 6         | 8         | 0 W 20-17        |
| 10/24.....          | @ Tampa Bay.....     | 26         | 13           | 126         | 50.0        | 2         | 0         | 19            | 1/2         | 89.6         | 2         | 2         | 0 L 17-18        |
| <b>10/31.....</b>   | <b>Carolina.....</b> | <b>32</b>  | <b>25</b>    | <b>191</b>  | <b>78.1</b> | <b>2</b>  | <b>0</b>  | <b>33</b>     | <b>2/7</b>  | <b>112.4</b> | <b>5</b>  | <b>2</b>  | <b>0 W 20-10</b> |
| 11/14.....          | @ San Francisco ...  | 42         | 30           | 251         | 71.4        | 1         | 0         | 25            | 3/23        | 94.4         | 2         | 11        | 0 L 20-23        |
| 11/21.....          | Atlanta.....         | 42         | 27           | 233         | 64.3        | 2         | 1         | 25t           | 0/0         | 84.7         | 1         | 17        | 0 L 17-34        |
| <b>11/28.....</b>   | <b>@ Denver.....</b> | <b>37</b>  | <b>22</b>    | <b>308</b>  | <b>59.5</b> | <b>3</b>  | <b>0</b>  | <b>45</b>     | <b>2/0</b>  | <b>113.3</b> | <b>1</b>  | <b>-1</b> | <b>0 W 36-33</b> |
| 12/5.....           | @ Arizona.....       | 29         | 18           | 187         | 62.1        | 0         | 1         | 26            | 2/18        | 66.3         | 3         | 7         | 0 W 19-6         |
| 12/12.....          | @ New Orleans.....   | 32         | 18           | 231         | 56.3        | 0         | 2         | 32            | 3/40        | 53           | 2         | 5         | 1 L 13-31        |
| 12/19.....          | Kansas City.....     | 43         | 21           | 181         | 48.8        | 0         | 2         | 25            | 3/26        | 40.9         | 2         | 2         | 0 L 13-27        |
| 12/26.....          | San Francisco.....   | 37         | 28           | 292         | 75.7        | 1         | 0         | 46            | 1/17        | 107          | 0         | 0         | 0 W 25-17        |
| 1/2/2011 @          | Seattle.....         | 36         | 19           | 155         | 52.8        | 0         | 1         | 20            | 3/18        | 52.4         | 0         | 0         | 0 L 6-16         |
| <b>Totals .....</b> | <b>590</b>           | <b>354</b> | <b>3,512</b> | <b>60.0</b> | <b>18</b>   | <b>15</b> | <b>49</b> | <b>34/244</b> | <b>76.5</b> | <b>27</b>    | <b>63</b> | <b>1</b>  |                  |

| 2011 ST. LOUIS..... | Att.                 | Comp.      | Yards        | Pct.        | TD       | INT      | Lg        | Sk/Yds        | Rating      | Rush      | Yds       | TD       | Score        |
|---------------------|----------------------|------------|--------------|-------------|----------|----------|-----------|---------------|-------------|-----------|-----------|----------|--------------|
| 9/11.....           | Philadelphia.....    | 30         | 17           | 188         | 56.7     | 0        | 0         | 31            | 4/22        | 75.4      | 1         | -15      | 0 L 13-31    |
| 9/19.....           | @ NY Giants.....     | 46         | 22           | 331         | 47.8     | 1        | 0         | 68            | 2/23        | 79.2      | 3         | 15       | 0 L 16-28    |
| 9/25.....           | Baltimore.....       | 32         | 16           | 166         | 50.0     | 1        | 1         | 34t           | 5/34        | 62.8      | 3         | 22       | 0 L 7-37     |
| 10/2.....           | Washington.....      | 43         | 20           | 164         | 46.5     | 1        | 0         | 25            | 7/37        | 64.5      | 0         | 0        | 0 L 10-17    |
| 10/16.....          | @ Green Bay.....     | 45         | 29           | 328         | 64.4     | 0        | 1         | 45            | 3/22        | 76.9      | 2         | 0        | 0 L 3-24     |
| 10/23.....          | @ Dallas.....        |            |              |             |          |          |           |               |             |           |           |          | DID NOT PLAY |
| 10/30.....          | New Orleans.....     |            |              |             |          |          |           |               |             |           |           |          | DID NOT PLAY |
| 11/6.....           | @ Arizona.....       | 36         | 23           | 255         | 63.9     | 0        | 1         | 26            | 4/22        | 73.3      | 1         | 2        | 0 L 12-19    |
| 11/13.....          | @ Cleveland.....     | 25         | 15           | 155         | 60.0     | 1        | 1         | 24            | 1/7         | 74.6      | 4         | 3        | 0 W 13-12    |
| 11/20.....          | Seattle.....         | 40         | 20           | 181         | 50.0     | 1        | 1         | 30t           | 5/38        | 60.5      | 2         | 0        | 0 L 7-24     |
| 11/27.....          | Arizona.....         | 31         | 17           | 203         | 54.8     | 1        | 0         | 35            | 2/17        | 85.8      | 0         | 0        | 0 L 20-23    |
| 12/4.....           | @ San Francisco..... |            |              |             |          |          |           |               |             |           |           |          | DID NOT PLAY |
| 12/12.....          | @ Seattle.....       | 29         | 12           | 193         | 41.4     | 0        | 1         | 50            | 3/26        | 49.9      | 2         | -1       | 0 L 13-30    |
| 12/18.....          | Cincinnati.....      |            |              |             |          |          |           |               |             |           |           |          | DID NOT PLAY |
| 12/24.....          | @ Pittsburgh.....    |            |              |             |          |          |           |               |             |           |           |          | DID NOT PLAY |
| 1/1/2012            | San Francisco.....   |            |              |             |          |          |           |               |             |           |           |          | DID NOT PLAY |
| <b>Totals .....</b> | <b>357</b>           | <b>191</b> | <b>2,164</b> | <b>53.5</b> | <b>6</b> | <b>6</b> | <b>68</b> | <b>36/248</b> | <b>70.5</b> | <b>18</b> | <b>26</b> | <b>0</b> |              |

| 2012 ST. LOUIS              | Att.       | Comp.      | Yards        | Pct.        | TD        | INT       | Lg         | Sk/Yds        | Rating      | Rush      | Yds        | TD       | Score        |
|-----------------------------|------------|------------|--------------|-------------|-----------|-----------|------------|---------------|-------------|-----------|------------|----------|--------------|
| 9/9 ..... @ Detroit         | 25         | 17         | 198          | 68.0        | 1         | 0         | 23t        | 4/25          | 105.1       | 2         | 2          | 0        | L 23-27      |
| 9/16 ..... Washington       | 35         | 26         | 310          | 74.3        | 3         | 1         | 56         | 2/9           | 117.6       | 3         | 10         | 0        | W 31-28      |
| 9/23 ..... @ Chicago        | 35         | 18         | 152          | 51.4        | 0         | 2         | 30         | 6/51          | 39.2        | 2         | 14         | 0        | L 6-23       |
| 9/30 ..... Seattle          | 30         | 16         | 221          | 53.3        | 0         | 1         | 52         | 2/12          | 63.3        | 2         | -2         | 0        | W 19-13      |
| 10/4 ..... Arizona          | 21         | 7          | 141          | 33.3        | 2         | 1         | 51t        | 1/10          | 69.7        | 5         | 0          | 0        | W 17-3       |
| 10/14 ..... @ Miami         | 39         | 26         | 315          | 66.7        | 0         | 0         | 65         | 3/15          | 91.3        | 4         | 34         | 1        | L 14-17      |
| 10/21 ..... Green Bay       | 34         | 21         | 255          | 61.8        | 1         | 1         | 56         | 3/9           | 82.4        | 0         | 0          | 0        | L 20-30      |
| 10/28 ..... New England     | 30         | 22         | 205          | 73.3        | 1         | 1         | 50t        | 2/25          | 88.9        | 2         | 0          | 0        | L 7-45       |
| 11/11 ..... @ San Francisco | 39         | 26         | 275          | 66.7        | 2         | 0         | 36t        | 2/16          | 104.1       | 1         | 0          | 0        | T 24-24 (OT) |
| 11/18 ..... NY Jets         | 44         | 23         | 170          | 52.3        | 2         | 1         | 36         | 1/3           | 67.4        | 1         | 7          | 0        | L 13-27      |
| 11/25 ..... @ Arizona       | 17         | 8          | 205          | 47.1        | 2         | 1         | 38         | 2/11          | 106.3       | 2         | 1          | 0        | W 31-17      |
| 12/2 ..... San Francisco    | 39         | 26         | 221          | 66.7        | 0         | 0         | 22         | 2/13          | 81.3        | 3         | 31         | 0        | W 16-13      |
| 12/9 ..... @ Buffalo        | 39         | 19         | 209          | 48.7        | 1         | 1         | 24         | 1/2           | 62.9        | 4         | 13         | 0        | W 15-12      |
| 12/16 ..... Minnesota       | 55         | 35         | 377          | 63.6        | 3         | 1         | 26         | 4/32          | 94.3        | 2         | 9          | 0        | L 22-36      |
| 12/23 ..... @ Tampa Bay     | 27         | 13         | 196          | 48.1        | 2         | 1         | 80t        | 0/0           | 81.7        | 2         | -1         | 0        | W 28-13      |
| 12/30 ..... @ Seattle       | 42         | 25         | 252          | 59.5        | 1         | 1         | 37         | 0/0           | 74.7        | 1         | 6          | 0        | L 13-20      |
| <b>Totals</b>               | <b>551</b> | <b>328</b> | <b>3,702</b> | <b>59.5</b> | <b>21</b> | <b>13</b> | <b>80t</b> | <b>35/233</b> | <b>82.6</b> | <b>36</b> | <b>124</b> | <b>1</b> |              |

| 2013 ST. LOUIS             | Att.       | Comp.      | Yards        | Pct.        | TD        | INT      | Lg        | Sk/Yds       | Rating      | Rush      | Yds       | TD       | Score        |
|----------------------------|------------|------------|--------------|-------------|-----------|----------|-----------|--------------|-------------|-----------|-----------|----------|--------------|
| 9/8 ..... Arizona          | 38         | 27         | 299          | 71.1        | 2         | 1        | 47        | 0/0          | 100.7       | 2         | 1         | 0        | W 27-24      |
| 9/15 ..... @ Atlanta       | 55         | 32         | 352          | 58.2        | 3         | 1        | 47        | 0/0          | 87.8        | 3         | 25        | 0        | L 24-31      |
| 9/22 ..... @ Dallas        | 48         | 29         | 240          | 60.4        | 1         | 0        | 29        | 6/43         | 80.2        | 0         | 0         | 0        | L 7-31       |
| 9/26 ..... San Francisco   | 41         | 19         | 202          | 46.3        | 1         | 1        | 27        | 5/32         | 59.2        | 3         | -4        | 0        | L 11-35      |
| 10/6 ..... Jacksonville    | 34         | 19         | 222          | 55.9        | 3         | 0        | 31t       | 2/14         | 105.3       | 5         | 4         | 0        | W 34-20      |
| 10/13 ..... @ Houston      | 16         | 12         | 117          | 75.0        | 3         | 0        | 34        | 0/0          | 134.6       | 1         | 4         | 0        | W 38-13      |
| 10/20 ..... @ Carolina     | 30         | 21         | 255          | 70.0        | 1         | 1        | 73        | 2/8          | 93.1        | 1         | 1         | 0        | L 15-30      |
| 10/28 ..... Seattle        |            |            |              |             |           |          |           |              |             |           |           |          | DID NOT PLAY |
| 11/3 ..... Tennessee       |            |            |              |             |           |          |           |              |             |           |           |          | DID NOT PLAY |
| 11/10 ..... @ Indianapolis |            |            |              |             |           |          |           |              |             |           |           |          | DID NOT PLAY |
| 11/24 ..... Chicago        |            |            |              |             |           |          |           |              |             |           |           |          | DID NOT PLAY |
| 12/1 ..... @ San Francisco |            |            |              |             |           |          |           |              |             |           |           |          | DID NOT PLAY |
| 12/8 ..... @ Arizona       |            |            |              |             |           |          |           |              |             |           |           |          | DID NOT PLAY |
| 12/15 ..... New Orleans    |            |            |              |             |           |          |           |              |             |           |           |          | DID NOT PLAY |
| 12/22 ..... Tampa Bay      |            |            |              |             |           |          |           |              |             |           |           |          | DID NOT PLAY |
| 12/29 ..... @ Seattle      |            |            |              |             |           |          |           |              |             |           |           |          | DID NOT PLAY |
| <b>Totals</b>              | <b>262</b> | <b>159</b> | <b>1,687</b> | <b>60.7</b> | <b>14</b> | <b>4</b> | <b>73</b> | <b>15/97</b> | <b>90.9</b> | <b>15</b> | <b>31</b> | <b>0</b> |              |

| 2015 PHILADELPHIA        | Att.       | Comp.      | Yards        | Pct.        | TD        | INT       | Lg         | Sk/Yds        | Rating      | Rush      | Yds       | TD       | Score        |
|--------------------------|------------|------------|--------------|-------------|-----------|-----------|------------|---------------|-------------|-----------|-----------|----------|--------------|
| 9/14 ..... @ Atlanta     | 52         | 36         | 336          | 69.2        | 1         | 2         | 25         | 0/0           | 77.1        | 0         | 0         | 0        | L 24-26      |
| 9/20 ..... Dallas        | 37         | 23         | 224          | 62.2        | 1         | 2         | 32         | 1/5           | 65.6        | 2         | 9         | 0        | L 10-20      |
| 9/27 ..... @ NY Jets     | 28         | 14         | 118          | 50.0        | 1         | 0         | 23t        | 1/10          | 73.2        | 3         | -2        | 0        | W 24-17      |
| 10/4 ..... @ Washington  | 28         | 15         | 270          | 53.6        | 3         | 0         | 62t        | 5/37          | 122.6       | 1         | 14        | 0        | L 20-23      |
| 10/11 ..... New Orleans  | 45         | 32         | 333          | 71.1        | 2         | 2         | 41t        | 0/0           | 88.5        | 1         | 3         | 0        | W 39-17      |
| 10/19 ..... NY Giants    | 38         | 24         | 280          | 63.2        | 1         | 3         | 43         | 1/10          | 61.3        | 5         | 2         | 0        | W 27-7       |
| 10/25 ..... @ Carolina   | 46         | 26         | 205          | 56.5        | 0         | 1         | 24         | 5/33          | 58.7        | 3         | 6         | 0        | L 16-27      |
| 11/8 ..... @ Dallas      | 36         | 25         | 295          | 69.4        | 1         | 0         | 44         | 1/8           | 103.4       | 1         | -1        | 0        | W 33-27      |
| 11/15 ..... Miami        | 25         | 19         | 236          | 76.0        | 1         | 0         | 60         | 4/39          | 118.1       | 1         | 0         | 0        | L 19-20      |
| 11/22 ..... Tampa Bay    |            |            |              |             |           |           |            |               |             |           |           |          | DID NOT PLAY |
| 11/26 ..... Detroit      |            |            |              |             |           |           |            |               |             |           |           |          | DID NOT PLAY |
| 12/6 ..... @ New England | 24         | 14         | 120          | 58.3        | 2         | 0         | 20         | 1/0           | 99.3        | 1         | -1        | 0        | W 35-28      |
| 12/13 ..... Buffalo      | 38         | 23         | 247          | 60.5        | 1         | 1         | 53t        | 1/15          | 77.4        | 3         | 3         | 0        | W 23-20      |
| 12/20 ..... Arizona      | 41         | 28         | 361          | 68.3        | 2         | 2         | 78t        | 2/11          | 91.6        | 1         | 4         | 0        | L 17-40      |
| 12/26 ..... Washington   | 56         | 37         | 380          | 66.1        | 1         | 0         | 43         | 5/27          | 91.4        | 2         | 4         | 0        | L 24-28      |
| 1/3/16 ..... @ NY Giants | 38         | 30         | 320          | 78.9        | 2         | 1         | 60         | 1/5           | 108.3       | 2         | -2        | 0        | W 35-30      |
| <b>Totals</b>            | <b>532</b> | <b>346</b> | <b>3,725</b> | <b>65.0</b> | <b>19</b> | <b>14</b> | <b>78t</b> | <b>28/200</b> | <b>86.4</b> | <b>26</b> | <b>39</b> | <b>0</b> |              |

## BOUNCE-BACK QUARTERBACK

After missing the 2014 campaign (ACL), Bradford set Eagles single-season records in completions and completion percentage.

### SINGLE-SEASON COMPLETION PERCENTAGE BY AN EAGLES QB

| RK | QB                    | PCT  | RK | QB                        | COMPLETIONS |
|----|-----------------------|------|----|---------------------------|-------------|
| 1  | Sam Bradford (2015)   | 65.0 | 1  | Sam Bradford (2015)       | 346         |
| 2  | Mark Sanchez (2014)   | 64.1 | 2  | Donovan McNabb (2008)     | 345         |
| 3  | Nick Foles (2013)     | 64.0 | 3  | Donovan McNabb (2000)     | 330         |
| 4  | Donovan McNabb (2004) | 64.0 | 4  | Randall Cunningham (1988) | 301         |
| 5  | Mike Vick (2010)      | 62.6 | 5  | Donovan McNabb (2004)     | 300         |



| 2015 PHILADELPHIA.....             | Att.         | Comp.     | Yards      | Pct.        | TD       | INT      | Lg        | Sk/Yds      | Rating       | Rush     | Yds       | TD       | Score          |
|------------------------------------|--------------|-----------|------------|-------------|----------|----------|-----------|-------------|--------------|----------|-----------|----------|----------------|
| 9/11.....@ Tennessee.....          | DID NOT PLAY |           |            |             |          |          |           |             |              |          |           |          |                |
| <b>9/18.....vs. Green Bay.....</b> | <b>31</b>    | <b>22</b> | <b>286</b> | <b>71.0</b> | <b>2</b> | <b>0</b> | <b>46</b> | <b>4/32</b> | <b>121.2</b> | <b>1</b> | <b>-3</b> | <b>0</b> | <b>W 17-14</b> |
| 9/25.....@ Carolina.....           |              |           |            |             |          |          |           |             |              |          |           |          |                |
| 10/3.....vs. NY Giants.....        |              |           |            |             |          |          |           |             |              |          |           |          |                |
| 10/9.....vs. Houston.....          |              |           |            |             |          |          |           |             |              |          |           |          |                |
| 10/23.....@ Philadelphia.....      |              |           |            |             |          |          |           |             |              |          |           |          |                |
| 10/31.....@ Chicago.....           |              |           |            |             |          |          |           |             |              |          |           |          |                |
| 11/6.....vs. Detroit.....          |              |           |            |             |          |          |           |             |              |          |           |          |                |
| 11/13.....@ Washington.....        |              |           |            |             |          |          |           |             |              |          |           |          |                |
| 11/20.....vs. Arizona.....         |              |           |            |             |          |          |           |             |              |          |           |          |                |
| 11/24.....@ Detroit.....           |              |           |            |             |          |          |           |             |              |          |           |          |                |
| 12/1.....vs. Dallas.....           |              |           |            |             |          |          |           |             |              |          |           |          |                |
| 12/11.....@ Jacksonville.....      |              |           |            |             |          |          |           |             |              |          |           |          |                |
| 12/18.....vs. Indianapolis.....    |              |           |            |             |          |          |           |             |              |          |           |          |                |
| 12/24.....@ Green Bay.....         |              |           |            |             |          |          |           |             |              |          |           |          |                |
| 1/1/17.....vs. Chicago.....        |              |           |            |             |          |          |           |             |              |          |           |          |                |
| <b>Totals.....</b>                 | <b>31</b>    | <b>22</b> | <b>286</b> | <b>71.0</b> | <b>2</b> | <b>0</b> | <b>46</b> | <b>4/32</b> | <b>121.2</b> | <b>1</b> | <b>-3</b> | <b>0</b> |                |

## SAM STEPS IN

On Tuesday, August 30, Vikings QB Teddy Bridgewater suffered a season-ending knee injury during a non-contact drill in practice. Four days later (9/3), the Vikings acquired Sam Bradford via trade with the Philadelphia Eagles.

After Shaun Hill led Minnesota to a 25-16 Week 1 victory at Tennessee (9/11), Bradford got the start in the 1st-ever regular season game played in U.S. Bank Stadium against divisional Green Bay (9/18).

Against the Packers, Bradford set a team record for most passing yards in the 1st game played as the Vikings QB and registered the 5th-best passer rating (121.2) in such contests.

### PASSING YARDS IN 1ST GAME AS VIKINGS QB

| RK | QB (Opponent).....                                  | Yards      |
|----|---|------------|
| 1  | <b>Sam Bradford (vs. Green Bay, 9/18/2016).....</b> | <b>286</b> |
| 2  | Fran Tarkenton (vs. Chicago, 9/17/1961).....        | 250        |
| 3  | Tony Adams (vs. Green Bay, 10/4/1987).....          | 234        |

### PASSER RATING IN 1ST GAME AS VIKINGS QB

| RK | QB (Opponent).....                                      | Passer Rating |
|----|---|---------------|
| 1  | <b>Gus Frerotte (vs. San Francisco, 9/28/2003).....</b> | <b>157.2</b>  |
| 2  | Fran Tarkenton (vs. Chicago, 9/17/1961).....            | 148.6         |
| 3  | Todd Bouman (vs. Tennessee, 12/9/2001).....             | 131.5         |
| 4  | Matt Cassel (vs. Pittsburgh, 9/29/2013).....            | 123.4         |
| 5  | <b>Sam Bradford (vs. Green Bay, 9/18/2016).....</b>     | <b>121.2</b>  |

### ATTEMPTS IN 1ST GAME AS VIKINGS QB

| RK | QB (Opponent).....                                  | Attempts  |
|----|---|-----------|
| 1  | Spergon Wynn (vs. Jacksonville, 12/23/2001).....    | 39        |
| 2  | Warren Moon (at Green Bay, 9/4/1994).....           | 37        |
| 3  | <b>Sam Bradford (vs. Green Bay, 9/18/2016).....</b> | <b>31</b> |

### COMPLETIONS IN 1ST GAME AS VIKINGS QB

| RK | QB (Opponent).....                                  | Completions |
|----|---|-------------|
| 1  | Spergon Wynn (vs. Jacksonville, 12/23/2001).....    | 24          |
| 2  | <b>Sam Bradford (vs. Green Bay, 9/18/2016).....</b> | <b>22</b>   |
| 3  | Warren Moon (at Green Bay, 9/4/1994).....           | 20          |

### TD PASSES IN 1ST GAME AS VIKINGS QB

| RK | QB (Opponent).....                                  | TD Passes |
|----|---|-----------|
| 1  | Fran Tarkenton (vs. Chicago, 9/17/1961).....        | 4         |
| 2t | Matt Cassel (vs. Pittsburgh, 9/29/2013).....        | 2         |
| 2t | <b>Sam Bradford (vs. Green Bay, 9/18/2016).....</b> | <b>2</b>  |



**BRADFORD'S TOUCHDOWNS**

**GAME**

**Play**

|                                  |   |
|----------------------------------|---|
| vs. Arizona, 9/12/10.....        | 1 pass to L. Robinson   |
| at Oakland, 9/19/10.....         | 7 pass to M. Clayton, 17 pass to M. Clayton                         |
| vs. Washington, 9/26/10.....     | 3 pass to D. Fells  |
| vs. Seattle, 10/3/10.....        | 15 pass to B. Gibson, 21 pass to K Darby                            |
| vs. San Diego, 10/17/10.....     | 38 pass to D. Alexander   |
| at Tampa Bay, 10/24/10.....      | 5 pass to D. Amendola, 2 pass to M. Hoonmanawanui                   |
| vs. Carolina, 10/31/10.....      | 2 pass to D. Amendola, 23 pass to D. Fells                          |
| at San Francisco, 11/14/10.....  | 5 pass to D. Amendola   |
| vs. Atlanta, 11/21/10.....       | 25 pass to M. Hoonmanawanui, 13 pass to B. Gibson                   |
| at Denver, 11/28/10.....         | 36 pass to M. Hoonmanawanui, 2 pass to B. Bajema, 26 pass to Bajema |
| vs. New Orleans, 12/12/10.....   | 1 run   |
| vs. San Francisco, 12/26/10..... | 3 pass to L. Robinson   |
| at NY Giants, 9/19/11.....       | 19 pass to D. Alexander   |
| vs. Baltimore, 9/25/11.....      | 34 pass to B. Gibson  |
| vs. Washington, 10/2/11.....     | 15 pass to S. Jackson   |
| at Cleveland, 11/13/11.....      | 7 pass to B. Lloyd  |
| vs. Seattle, 11/20/11.....       | 30 pass to B. Lloyd   |
| vs. Arizona, 11/27/11.....       | 16 pass to B. Lloyd   |
| at Detroit, 9/9/12.....          | 23 pass to B. Gibson  |
| vs. Washington, 9/16/12.....     | 1 pass to D. Amendola, 34 pass to B. Gibson, 1 pass to M. Mulligan  |
| vs. Arizona, 10/4/12.....        | 7 pass to L. Kendricks, 51 pass to C. Givens                        |
| at Miami, 10/14/12.....          | 1 run   |
| vs. Green Bay, 10/21/12.....     | 3 pass to A. Pettis   |
| vs. New England, 10/28/12.....   | 50 pass to C. Givens  |
| at San Francisco, 11/11/12.....  | 36 pass to B. Quick, 2 pass to A. Pettis                            |
| vs. NY Jets, 11/18/12.....       | 1 pass to B. Gibson, 2 pass to B. Gibson                            |
| at Arizona, 11/25/12.....        | 37 pass to L. Kendricks, 37 pass to C. Givens                       |
| at Buffalo, 12/9/12.....         | 13 pass to B. Gibson  |
| vs. Minnesota, 12/16/12.....     | 4 pass to B. Quick, 6 pass to D. Amendola, 6 pass to L. Kendricks   |
| at Tampa Bay, 12/23/12.....      | 80 pass to L. Kendricks, 5 pass to A. Pettis                        |
| at Seattle, 12/30/12.....        | 2 pass to A. Pettis   |
| vs. Arizona, 9/8/13.....         | 13 pass to J. Cook, 1 pass to J. Cook                               |
| at Atlanta, 9/15/13.....         | 6 pass to T. Austin, 3 pass to A. Pettis, 10 pass to T. Austin      |
| at Dallas, 9/22/13.....          | 4 pass to A. Pettis   |
| vs. San Francisco, 9/26/13.....  | 6 pass to L. Kendricks  |
| vs. Jacksonville, 10/6/13.....   | 16 pass to L. Kendricks, 4 pass to A. Pettis, 31 pass to A. Pettis  |
| at Houston, 10/13/13.....        | 2 pass to C. Harkey, 2 pass to L. Kendricks, 4 pass to B. Quick     |
| at Carolina, 10/20/13.....       | 4 pass to Z. Stacy  |
| at Atlanta, 9/14/15.....         | 5 pass to D. Murray   |
| vs. Dallas, 9/20/15.....         | 6 pass to J. Matthews   |
| at NY Jets, 9/27/15.....         | 23 pass to R. Mathews   |
| at Washington, 10/4/15.....      | 62 pass to R. Cooper, 10 pass to B. Celek, 39 pass to M. Austin     |
| vs. New Orleans, 10/11/15.....   | 41 pass to J. Huff, 13 pass to B. Celek                             |
| vs. NY Giants, 10/19/15.....     | 32 pass to R. Cooper  |
| at Dallas, 11/8/15.....          | 41 pass to J. Matthews  |
| vs. Miami, 11/15/15.....         | 2 pass to J. Huff   |
| at New England, 12/6/15.....     | 5 pass to Z. Ertz, 10 pass to J. Mathews                            |
| vs. Buffalo, 12/13/15.....       | 53 pass to N. Agholor   |
| vs. Arizona, 12/20/15.....       | 22 pass to Z. Ertz  |
| vs. Washington, 12/26/15.....    | 8 pass to J. Matthews   |
| at NY Giants, 1/3/16.....        | 4 pass to J. Matthews, 3 pass to J. Matthews                        |
| vs. Green Bay, 9/18/16.....      | 8 pass to K. Rudolph, 25 pass to S. Diggs                           |
| <b>Total.....</b>                | <b>82 (78 passing, 2 rushing)</b>                                   |

**BRADFORD'S 2-POINT CONVERSIONS**


**GAME**

**Play**

|                          |                      |
|--------------------------|----------------------|
| vs. Arizona, 9/8/13..... | run                  |
| <b>Total.....</b>        | <b>1 (1 rushing)</b> |

**BRADFORD'S CAREER 4TH-QUARTER/OVERTIME COMEBACK WINS**

| Date       | Opponent      | Final Score | Pre Drive Score | Drive QTR | Drive Start | Drive End | Scoring Play      | Start LOS | Last LOS | Drive Plays | Net Yds | Time Poss. |
|------------|---------------|-------------|-----------------|-----------|-------------|-----------|-------------------|-----------|----------|-------------|---------|------------|
| 11/13/2011 | @ Cleveland   | 13-12       | 10-12           | 4         | 0:33 (3)    | 7:47      | Brown 34 FG       | CB35      | CB16     | 6           | 11      | 7:18       |
| 9/16/2012  | Washington    | 31-28       | 23-28           | 4         | 1:51 (3)    | 14:55     | Mulligan 1t catch | WR24      | WR1      | 4           | 24      | 1:56       |
| 12/2/2012  | San Francisco | 16-13       | 13-13           | OT        | 4:11        | 0:26      | Zuerlein 54 FG    | SR41      | SF37     | 7           | 22      | 3:45       |
| 12/9/2012  | @ Buffalo     | 15-12       | 7-12            | 4         | 4:55        | 0:48      | Gibson 13t catch  | SR16      | BB13     | 14          | 84      | 4:07       |
| 9/8/2013   | Arizona       | 27-24       | 24-24           | 4         | 1:45        | 0:40      | Zuerlein 48 FG    | SR20      | AC30     | 8           | 50      | 1:05       |



# TEDDY BRIDGEWATER #5

**POSITION:** QUARTERBACK  
**HEIGHT/WEIGHT:** 6-2/215  
**DOB:** 11-10-92  
**HOMETOWN:** MIAMI, FL

**COLLEGE:** LOUISVILLE  
**ACQUIRED:** D1b (#32) '14  
**NFL SEASON:** 3  
**VIKINGS SEASON:** 3

### 2016 GP/GS

IR

### Career GP/GS

29/28

### Playoffs GP/GS

1/1

• Guided Vikings to NFC North title in 2015, going 11-5, and earned a spot in the **Pro Bowl**.

• Named **Pepsi Rookie of the Year**, selected as QB on PFWA's **All-Rookie** team and twice named **Pepsi NFL Rookie of the Week** for games vs. Atlanta (9/28/14) and vs. Carolina (11/30/14).

**OFF THE FIELD** Earned bachelor's degree in December 2013, majoring in sports administration...Mother, Rose Murphy, is a breast cancer survivor...Mother took part in Vikings tradition of sounding the Gjallarhorn vs. Detroit (10/12/14) as part of Breast Cancer Awareness Month...Prior to NFL Draft, he followed through on a promise he made his mother as a youngster that he would get her a pink Escalade, presenting the gift to her with the help of Cadillac...Played on the same 7-on-7 team, South Florida Express, as college and current teammate DE B.J. DuBose...Served as Grand Marshall of the 2015 Kentucky Derby and gave the "Riders Up" command at the start of the race...Honored as a Distinguished Alumni by University of Louisville in fall 2015.

## STEADY BRIDGEWATER

Teddy Bridgewater has made an impact on the Vikings record book and grown in his role as starting QB. He led the club to the NFC North title with a 11-5 mark while starting all 16 games. His 65.3 completion % in 2015 is the 3rd-best in team history, and he notched the 2nd-best passer rating in a game in 2015 win vs. Chicago.

### VIKINGS PASSER RATING IN A GAME

| QB, GAME   | RATING       |
|--|--------------|
| Gus Frotte, vs. San Francisco (9/28/03)          | 157.2        |
| <b>Teddy Bridgewater, vs. Chicago (12/20/15)</b> | <b>154.4</b> |
| Warren Moon, vs. New Orleans (11/19/95)          | 152.9        |
| Fran Tarkenton, vs. Houston (10/13/74)           | 151.8        |

### VIKINGS COMPLETION % IN A GAME

| QB, GAME   | %                   |
|--|---------------------|
| Brett Favre, vs. Seattle (11/22/09)              | 88.0 (22-25)        |
| Brett Favre, at Detroit (9/20/09)                | 85.2 (23-27)        |
| <b>Teddy Bridgewater, vs. Chicago (12/20/15)</b> | <b>85.0 (17-20)</b> |

### VIKINGS COMPLETION % IN A SEASON

| QB, SEASON                     | %                     |
|--------------------------------|-----------------------|
| Daunte Culpepper, 2004         | 69.2 (379-548)        |
| Brett Favre, 2009              | 68.4 (363-531)        |
| <b>Teddy Bridgewater, 2015</b> | <b>65.3 (292-447)</b> |

### VIKINGS CAREER 100+ PASSER RATING GAMES

| QB                       | 100+ GAMES |
|--------------------------|------------|
| Ron Tarkenton            | 40         |
| Daunte Culpepper         | 30         |
| Tommy Kramer             | 16         |
| Brad Johnson             | 12         |
| Brett Favre              | 11         |
| Wade Wilson              | 10         |
| Randall Cunningham       | 9          |
| <b>Teddy Bridgewater</b> | <b>8</b>   |

**HONORS** Selected to **Pro Bowl** following 2015 season...Named the **Pepsi NFL Rookie of the Year**...Named to 2014 PFWA **All-Rookie** team...Selected twice as **Pepsi NFL Rookie of the Week** for games vs. Atlanta (9/28/14) and vs. Carolina (11/30/14)...Named Vikings **Rookie of the Year** and **Offensive Player of the Year**.

**PRO** Tied for 4th in the NFL from Week 13 of 2014 through the 2015 season (21 games) with 14 wins as a starter...Has a 17-11 record as a starter...Posted 11-5 mark and started all 16 games for the Vikings in 2015, winning the NFC North for the 1st time since 2009 and hosting a Wild Card Playoff game...Tied Fran Tarkenton (vs. Chicago, 9/17/61) for Vikings record with 4 TD passes and 1 TD run in a game, posting a career-best 154.4 passer rating (2nd in club history) in 38-17 win vs. Chicago (12/20/15)...Set virtually every Vikings rookie QB record...Posted 6-6 record in his 12 starts in 2014...Ranked among the NFL's top QBs in the month of December 2014 in passer rating and completion percentage...Had 3rd-highest completion percentage by a rookie QB in NFL history and the 7th-highest passer rating by a rookie QB...Matched Vikings season record with 4 comeback wins, the most by a rookie...Drafted #32 overall in 2014 with a choice obtained from Seattle in trade...The 4th QB the Vikings have drafted in the 1st round...The 3rd QB selected in 2014 behind Blake Bortles (#3, Jacksonville) and Johnny Manziel (#22, Cleveland).

**2016** Placed on Injured Reserve on 8/31/16.

**2015** Started all 16 games and led team to NFC North title and Wild Card playoff berth...Earned **Pro Bowl** berth...Notched 11-5 mark as a starter, tied for 2nd-best mark for the team since 2000...After a 2-2 start to the season, the Vikings went 9-3 the

## DO CALL IT A COMEBACK

Teddy Bridgewater has shown grace under pressure in leading the Vikings to 5 career comeback wins in the 4th quarter or overtime. His 4 comeback victories as a rookie tied the Vikings record for a season.

### VIKINGS 4TH QUARTER/OT COMEBACK WINS IN A SEASON

| QB                                     | WINS     |
|--|----------|
| <b>Teddy Bridgewater, 2014, rookie</b> | <b>4</b> |
| Daunte Culpepper, 2002, 4th year       | 4        |
| Daunte Culpepper, 2000, 2nd year       | 4        |
| Jeff George, 1999, 10th year           | 4        |
| Brad Johnson, 1997, 6th year           | 4        |
| Brad Johnson, 1996, 5th year           | 4        |
| Warren Moon, 1994, 11th year           | 4        |
| Tommy Kramer, 1985, 9th year           | 4        |
| Tommy Kramer, 1980, 4th year           | 4        |

### VIKINGS 4TH QUARTER/OT COMEBACK WINS IN A CAREER

| QB                       | WINS     |
|--------------------------|----------|
| Fran Tarkenton           | 19       |
| Tommy Kramer             | 18       |
| Daunte Culpepper         | 14       |
| Brad Johnson             | 11       |
| Warren Moon              | 8        |
| Wade Wilson              | 7        |
| <b>Teddy Bridgewater</b> | <b>5</b> |

rest of the year, including a 5-game win streak in games 5-9... The Vikings 5-3 mark in road games was the best for the team since the record-setting 1998 team was 7-1...The NFC North crown was 1st for Vikings since 2009, wresting the title away from Green Bay in the regular season finale at Lambeau Field (1/3/16)...Notched 3rd-best single-season completion percentage in Vikings history at 65.3, trailing only Daunte Culpepper's 69.2 in 2004 and Brett Favre's 68.4 in 2009...Had career-best 154.4 passer rating in 38-17 win vs. Chicago (12/20), the 2nd-best mark in team history and tied a club record held since the 1st game in team history by Fran Tarkenton (vs. Chicago, 9/17/61) with 4 TD passes and 1 TD run in a game...Had 5 games on the season where he distributed passes to 11 different players, the most different receivers in a game by a lone QB in team history...Keyed comeback in the 4th quarter at Chicago (11/1).

**2014** Posted best season by a Vikings rookie QB in team history on his way to being named **Pepsi NFL Rookie of the Year**... Named to PFWA **All-Rookie** team...Twice named **Pepsi NFL Rookie of the Week** during season...Saw 1st game action at New Orleans (9/28) when he came in during the 2nd quarter for injured starter Matt Cassel and hit 12 of 20 passes for 150 yards and ran 6 times for 27 yards...Became the 3rd Vikings rookie QB to win his 1st career start with 41-28 outing vs. Atlanta (9/28), throwing for 317 yards, the most by a Vikings rookie in his 1st start, and running for 1st career TD. Led team back from 4th quarter deficit for the win and connected with TE Rhett Ellison on a 2-point conversion pass en route to **Pepsi NFL Rookie of the Week** honors...Started 2nd career game and suffered 1st loss vs. Detroit (10/12), throwing 1st INTs of career and was sacked 8 times...Threw 1st career TD to Cordarrelle Patterson on a 4-yard score at Buffalo (10/19)...Won 1st career road game and 2nd game overall at Tampa Bay (10/26), leading team back from 4th quarter deficit to tie game 13-13 as time expired and force OT. Game was won on FR TD by fellow rookie Anthony Barr...Won 2nd consecutive game vs. Washington (11/2), bringing team back from a 4th-quarter deficit for the 3rd time on the season...Threw season-high 2 TDs vs. Green Bay (11/23) to Chase Ford and Greg Jennings...Matched season-best 2 TDs vs. Carolina (11/30), hitting Kyle Rudolph and Jennings for scores in 31-13 win to earn 2nd **Pepsi NFL Rookie of the Week** honor...Engineered 4th comeback win of the season vs. NY Jets (12/7) to tie team record. Hit Jarvis Wright on 87-yard TD pass in OT for 2nd-longest OT game winner in NFL history and the 3rd-longest pass play in Vikings history...Set Vikings rookie record with 31 completions at Detroit (12/14).

## BRIDGEWATER ANSWERS THE BELL

Teddy Bridgewater had a career game vs. Chicago (12/20/15), throwing for 4 TDs, posting one of the highest passer ratings and completion % marks in Vikings history. He earned a spot in the Vikings record book as a rookie with an 87-yard game-winning TD in OT over the NY Jets (12/7/14). It stands as the 3rd-longest pass play in team history and is the longest OT game-winning pass play in Vikings history.

### LONGEST PASS PLAYS IN VIKINGS HISTORY

|   |            |
|---|------------|
| PLAY  | YDS        |
| G. Ferrotte to B. Berrian, vs. Chicago (10/30/08)     | 99t        |
| F. Tarkenton to C. Ferguson, at Chicago (11/11/62)    | 89t        |
| <b>T. Bridgewater to J. Wright, vs. NYJ (12/7/14)</b> | <b>87t</b> |
| G. Ferrotte to B. Berrian, vs. Detroit (10/12/08)     | 86t        |
| W. Moon to Q. Ismail, vs. Detroit (9/10/95)           | 85t        |
| J. Kapp to G. Washington, vs. St. Louis (10/8/67)     | 85t        |

### LONGEST GAME-WINNING OT TD PASSES IN VIKINGS HISTORY

|   |            |
|---|------------|
| PLAY  | YDS        |
| <b>T. Bridgewater to J. Wright, vs. NYJ (12/7/14)</b> | <b>87t</b> |
| W. Moon to C. Carter, vs. Chicago (12/1/94)           | 65t        |

### VIKINGS QBs WITH 4 PASSING TDs AND 1 RUSHING TD PLAYER, GAME

|  |                 |
|--|-----------------|
| <b>T. Bridgewater vs. Chicago (12/20/15)</b> | <b>W, 38-17</b> |
| F. Tarkenton, vs. Chicago (9/17/61)          | W, 37-13        |

**COLLEGE** Helped lead a resurgence at Louisville, winning back-to-back Big East titles (2011-2012) and making 3 bowl appearances, winning 2- the Sugar Bowl over #4-ranked Florida to cap the 2012 season and the Russell Athletic Bowl over Miami in 2013, his final collegiate game...In his final 2 seasons, guided the Cardinals to a 23-3 record...In only 3 seasons at Louisville, left the school tied for the team record with 27 wins (27-9 as a starter), matching the wins of Dave Ragone (27-10)... Set school record with a 68.4% completion percentage and threw only 24 INTs in 1,142 pass attempts...As a junior in 2013, took team to 12-1 mark and win over Miami in bowl game... Only loss of the season came against Central Florida...Named 2nd-Team All-AAC with 1st-Team honors going to fellow 1st-round QB Bortles...2012 Big East Offensive Player of the Year as team won 2nd straight Big East title...Named MVP of 2013 Sugar Bowl win over #4-ranked Florida, 33-23...Made 1st start vs. Marshall in 2011...Was 0-3 in 1st 3 starts of his career before notching 1st win over Rutgers...Went 5-2 as a starter for final 7 games of freshman campaign.

**PREP** 3-year starter at QB for Northwestern (Miami) program... Ranked as #2 dual-threat QB in the country by Rivals.com... Selected to US Army All-American Bowl...Guided team to Class 6A state semi as a senior...Named 2nd-Team All-State (6A) as a junior...Led team to 6A state title game as a sophomore, falling to Seminole High...Set Dade County record with 7 TD passes in a game against Hialeah-Miami Lakes.

## TEDDY AS SHE GOES

Since finding his groove as the Vikings starter as a rookie, Teddy Bridgewater has continued to improve statistically and win games, many in comeback fashion. His victories rank among the NFL leaders and his poise is ahead of his years.

### NFL QB WINS - 2014 WEEK 13 THROUGH 2015 (21 GMS)

|                                     |           |
|-------------------------------------|-----------|
| QB                                  | WINS      |
| Cam Newton, Carolina                | 18        |
| Tom Brady, New England              | 15        |
| Russell Wilson, Seattle             | 15        |
| <b>Teddy Bridgewater, Minnesota</b> | <b>14</b> |
| Aaron Rodgers, Green Bay            | 14        |

### NFL COMPLETION % - 2014 WEEK 13 THROUGH 2015 (21 GMS)

|                                     |             |
|-------------------------------------|-------------|
| QB                                  | COMP %      |
| Kirk Cousins, Washington            | 69.8        |
| Drew Brees, New Orleans             | 67.8        |
| <b>Teddy Bridgewater, Minnesota</b> | <b>67.0</b> |
| Ben Roethlisberger, Pittsburgh      | 67.0        |

## TOUGH IN THE CLUTCH

The 2015 Vikings won the final 3 regular season games to finish 11-5 and claim the NFC North title with a win at Lambeau Field, snapping the Packers 4-season run as champs. It was the 1st Vikings win at Green Bay since 2009, also the last season the Vikings won the NFC North.

### 2015 NFL 3RD-DOWN PASSER RATING - WEEKS 14-17

|                          |              |
|--------------------------|--------------|
| QB                       | RATING       |
| Kirk Cousins             | 140.5        |
| <b>Teddy Bridgewater</b> | <b>134.4</b> |

### 2015 NFL 3RD-DOWN COMPLETION % - WEEKS 14-17

|                          |                     |
|--------------------------|---------------------|
| QB                       | %                   |
| Alex Smith               | 81.8 (18-22)        |
| Russell Wilson           | 78.4 (29-37)        |
| <b>Teddy Bridgewater</b> | <b>76.5 (26-34)</b> |
| Jay Cutler               | 76.5 (26-34)        |



**BRIDGEWATER'S NFL TOTALS**

| Year.....              | GP/GS        | Att        | Comp       | Pct         | Yds          | TD        | INT       | Lg         | Sk/Yds        | Rtg         | Rush      | Yds        | TD       |
|------------------------|--------------|------------|------------|-------------|--------------|-----------|-----------|------------|---------------|-------------|-----------|------------|----------|
| 2014 (Min).....        | 13/12        | 402        | 259        | 64.4        | 2,919        | 14        | 12        | 87t        | 39/249        | 85.2        | 47        | 209        | 1        |
| 2015 (Min).....        | 16/16        | 447        | 292        | 65.3        | 3,231        | 14        | 9         | 52         | 44/307        | 88.7        | 44        | 192        | 3        |
| Playoffs.....          | 1/1          | 24         | 17         | 70.8        | 146          | 0         | 0         | 24         | 3/21          | 86.5        | 3         | 0          | 0        |
| 2016 (Min).....        | 0/0          |            |            |             |              |           |           |            |               |             |           |            |          |
| <b>INJURED RESERVE</b> |              |            |            |             |              |           |           |            |               |             |           |            |          |
| <b>Totals.....</b>     | <b>29/28</b> | <b>849</b> | <b>551</b> | <b>64.9</b> | <b>6,150</b> | <b>28</b> | <b>21</b> | <b>87t</b> | <b>83/556</b> | <b>87.0</b> | <b>91</b> | <b>401</b> | <b>4</b> |
| <b>Playoffs.....</b>   | <b>1/1</b>   | <b>24</b>  | <b>17</b>  | <b>70.8</b> | <b>146</b>   | <b>0</b>  | <b>0</b>  | <b>24</b>  | <b>3/21</b>   | <b>86.5</b> | <b>3</b>  | <b>0</b>   | <b>0</b> |

Record as Starter (regular/playoffs): 17-11/0-1; 6-6 in 2014, 11-5/0-1 in 2015.

**SINGLE-GAME CAREER HIGHS**

- Attempts ..... 42..... at Tampa Bay, 10/26/14; vs. Washington, 11/2/14
- Completions ..... 31..... at Detroit, 12/14/14
- Passing Yards ..... 335..... at Arizona, 12/10/15
- Passing TDs ..... 4..... vs. Chicago, 12/20/15
- Interceptions ..... 3..... vs. Detroit, 10/12/14
- Long Pass ..... 87t..... vs. NY Jets, 12/7/14
- 2-Point Conversions ..... 1..... vs. Atlanta, 9/28/14 (to R. Ellison); vs. Green Bay, 11/23/14 (to C. Johnson); vs. St. Louis, 11/8/15
- Rushes ..... 6..... at New Orleans, 9/21/14; vs. Chicago, 12/28/14; vs. Detroit, 9/20/15
- Rush Yards..... 43..... vs. Green Bay, 11/22/15
- Rushing TD ..... 1..... vs. Atlanta, 9/28/14; vs. Detroit, 9/20/15; vs. St. Louis, 11/8/15; vs. Chicago, 12/20/15

**BRIDGEWATER'S CAREER GAME-BY-GAME (\* starts; scores for games started only; games with 100+ passer rating in bold)**

| 2014 MINNESOTA.....          | Att.       | Comp.      | Yards        | Pct.        | TD        | INT       | Lg         | Sk/Yds        | Rating       | Rush      | Yds        | TD       | Score              |
|------------------------------|------------|------------|--------------|-------------|-----------|-----------|------------|---------------|--------------|-----------|------------|----------|--------------------|
| 9/7 .....@ St. Louis.....    |            |            |              |             |           |           |            |               |              |           |            |          | DID NOT PLAY       |
| 9/14 ..... New England.....  |            |            |              |             |           |           |            |               |              |           |            |          | DID NOT PLAY       |
| 9/21.....@ New Orleans.....  | 20         | 12         | 150          | 60.0        | 0         | 0         | 41         | 2/15          | 83.3         | 6         | 27         | 0        |                    |
| 9/28 .....Atlanta*.....      | 30         | 19         | 317          | 63.3        | 0         | 0         | 52         | 0/0           | 98.9         | 5         | 27         | 1        | W 41-28            |
| 10/2 .....@ Green Bay.....   |            |            |              |             |           |           |            |               |              |           |            |          | INACTIVE           |
| 10/12 .....Detroit*.....     | 37         | 23         | 188          | 62.1        | 0         | 3         | 18         | 8/45          | 41.3         | 3         | 11         | 0        | L 3-17             |
| 10/19 .....@ Buffalo*.....   | 26         | 15         | 157          | 57.7        | 1         | 2         | 38         | 5/39          | 56.1         | 1         | 7          | 0        | L 16-17            |
| 10/26 .....@ Tampa Bay*..... | 42         | 24         | 241          | 57.1        | 1         | 0         | 28         | 1/6           | 81.5         | 1         | 3          | 0        | W 19-13(OT)        |
| 11/2 .....Washington*.....   | 42         | 26         | 268          | 61.9        | 1         | 0         | 22         | 2/16          | 88.2         | 3         | 20         | 0        | W 29-26            |
| 11/16 .....@ Chicago*.....   | 28         | 18         | 158          | 64.2        | 1         | 1         | 24         | 2/11          | 76.2         | 4         | 2          | 0        | L 13-21            |
| 11/23 .....Green Bay*.....   | 37         | 21         | 210          | 56.8        | 2         | 1         | 23         | 2/14          | 79.8         | 5         | 32         | 0        | L 21-24            |
| 11/30 .....Carolina*.....    | 21         | 15         | 138          | 71.4        | 2         | 0         | 35         | 3/20          | <b>120.7</b> | 2         | 12         | 0        | <b>W 31-13</b>     |
| 12/7 ..... NY Jets*.....     | 27         | 19         | 309          | 70.3        | 2         | 1         | 87t        | 3/12          | <b>117.7</b> | 3         | 7          | 0        | <b>W 30-24(OT)</b> |
| 12/14 .....@ Detroit.....    | 41         | 31         | 315          | 75.6        | 1         | 2         | 40         | 4/31          | 84.9         | 3         | 30         | 0        | L 14-16            |
| 12/21 .....@ Miami*.....     | 26         | 19         | 259          | 73.1        | 2         | 1         | 40         | 4/12          | <b>114.1</b> | 5         | 13         | 0        | <b>L 35-37</b>     |
| 12/28 .....Chicago*.....     | 25         | 17         | 209          | 68.0        | 1         | 1         | 44t        | 3/19          | 90.2         | 6         | 18         | 0        | W 13-9             |
| <b>Totals.....</b>           | <b>402</b> | <b>259</b> | <b>2,919</b> | <b>64.4</b> | <b>14</b> | <b>12</b> | <b>87t</b> | <b>39/249</b> | <b>85.2</b>  | <b>47</b> | <b>209</b> | <b>1</b> |                    |

| 2015 MINNESOTA               | Att.       | Comp.      | Yards        | Pct.        | TD        | INT      | Lg         | Sk/Yds        | Rating       | Rush      | Yds        | TD       | Score          |
|------------------------------|------------|------------|--------------|-------------|-----------|----------|------------|---------------|--------------|-----------|------------|----------|----------------|
| 9/14 .....@ San Francisco*   | 32         | 23         | 231          | 71.9        | 0         | 1        | 27         | 5/64          | 79.0         | 3         | 16         | 0        | L 3-20         |
| <b>9/20 ..... Detroit*</b>   | <b>18</b>  | <b>14</b>  | <b>153</b>   | <b>77.8</b> | <b>1</b>  | <b>0</b> | <b>49</b>  | <b>1/2</b>    | <b>120.6</b> | <b>6</b>  | <b>21</b>  | <b>1</b> | <b>W 26-16</b> |
| 9/27 ..... San Diego*        | 24         | 13         | 121          | 54.4        | 0         | 1        | 19         | 0/0           | 50.9         | 1         | -1         | 0        | W 31-14        |
| 10/4 .....@ Denver*          | 41         | 27         | 269          | 65.9        | 1         | 0        | 25         | 7/57          | 92.4         | 3         | 23         | 0        | L 20-23        |
| 10/18..... Kansas City*      | 31         | 17         | 249          | 54.8        | 1         | 2        | 52         | 2/12          | 65.1         | 3         | -5         | 0        | W 16-10        |
| <b>10/25.....@ Detroit*</b>  | <b>35</b>  | <b>25</b>  | <b>316</b>   | <b>71.4</b> | <b>2</b>  | <b>0</b> | <b>49</b>  | <b>4/31</b>   | <b>118.0</b> | <b>3</b>  | <b>1</b>   | <b>0</b> | <b>W 28-19</b> |
| 11/1.....@ Chicago*          | 30         | 17         | 187          | 56.7        | 1         | 1        | 40t        | 1/7           | 72.5         | 2         | 21         | 0        | W 23-20        |
| 11/8 ..... St. Louis*        | 21         | 13         | 144          | 61.9        | 0         | 1        | 30         | 0/0           | 62.4         | 3         | 17         | 1        | W 21-18 OT     |
| 11/15.....@ Oakland*         | 22         | 14         | 140          | 63.6        | 1         | 0        | 37         | 4/18          | 96.8         | 2         | 13         | 0        | W 30-14        |
| <b>11/22 .... Green Bay*</b> | <b>37</b>  | <b>25</b>  | <b>296</b>   | <b>67.6</b> | <b>1</b>  | <b>0</b> | <b>47t</b> | <b>6/48</b>   | <b>100.7</b> | <b>4</b>  | <b>43</b>  | <b>0</b> | <b>L 13-30</b> |
| 11/29 .....@ Atlanta*        | 28         | 20         | 174          | 71.4        | 0         | 1        | 23         | 0/0           | 72.6         | 4         | -3         | 0        | W 20-10        |
| 12/6..... Seattle*           | 28         | 17         | 118          | 60.7        | 0         | 1        | 25         | 4/24          | 55.4         | 1         | 2          | 0        | L 7-38         |
| <b>12/10 ....@ Arizona*</b>  | <b>36</b>  | <b>25</b>  | <b>335</b>   | <b>69.4</b> | <b>1</b>  | <b>0</b> | <b>41</b>  | <b>3/18</b>   | <b>108.0</b> | <b>1</b>  | <b>3</b>   | <b>0</b> | <b>L 20-23</b> |
| <b>12/20 .... Chicago*</b>   | <b>20</b>  | <b>17</b>  | <b>231</b>   | <b>85.0</b> | <b>4</b>  | <b>0</b> | <b>34</b>  | <b>1/10</b>   | <b>154.4</b> | <b>4</b>  | <b>17</b>  | <b>1</b> | <b>W 38-17</b> |
| 12/27..... NY Giants*        | 25         | 15         | 168          | 60.0        | 1         | 0        | 28t        | 3/18          | 93.4         | 2         | 12         | 0        | W 49-17        |
| 1/3.....@ Green Bay*         | 19         | 10         | 99           | 52.6        | 0         | 1        | 22         | 3/8           | 45.7         | 2         | 2          | 0        | W 20-13        |
| <b>Totals</b>                | <b>447</b> | <b>292</b> | <b>3,231</b> | <b>65.3</b> | <b>14</b> | <b>9</b> | <b>52</b>  | <b>44/307</b> | <b>88.7</b>  | <b>44</b> | <b>192</b> | <b>3</b> |                |

#### PLAYOFFS

|                         |    |    |     |      |   |   |    |      |      |   |   |   |        |
|-------------------------|----|----|-----|------|---|---|----|------|------|---|---|---|--------|
| 1/10..... Seattle* (WC) | 24 | 17 | 146 | 70.8 | 0 | 0 | 24 | 3/21 | 86.5 | 3 | 0 | 0 | L 9-10 |
|-------------------------|----|----|-----|------|---|---|----|------|------|---|---|---|--------|

#### BRIDGEWATER'S CAREER 4TH-QUARTER/OVERTIME COMEBACK WINS

| Date     | Opponent       | Final Score | Pre Drive Score | QTR | Drive Start | Drive End | Scoring Play           | Start LOS | Last LOS | Drive Plays | Net Yds | Time Poss. |
|----------|----------------|-------------|-----------------|-----|-------------|-----------|------------------------|-----------|----------|-------------|---------|------------|
| 9/28/14  | vs. Atlanta    | 41-28       | 27-28           | 4   | 14:41       | 10:50     | Asiata 1 run           | MV22      | AF1      | 9           | 78      | 3:51       |
| 10/26/14 | at Tampa Bay*  | 19-13       | 10-12           | 4   | 2:02        | 0:00      | Walsh 38 FG            | MV20      | TB19     | 9           | 61      | 2:02       |
| 11/2/14  | vs. Washington | 29-26       | 21-26           | 4   | 9:01        | 3:27      | Asiata 1 run; 2 pt run | MV27      | WR1      | 12          | 73      | 5:34       |
| 12/7/14  | vs. NY Jets    | 30-24       | 24-24           | OT  | 12:00       | 10:21     | Wright 87t catch       | MV8       | MV13     | 3           | 82      | 1:39       |
| 11/1/15  | at Chicago*    | 23-20       | 13-20           | 4   | 4:55        | 1:49      | Diggs 40t catch        | MV16      | CB40     | 7           | 84      | 3:06       |
|          |                | 23-20       | 20-20           | 4   | 1:00        | 0:00      | Walsh 36 FG            | MV34      | CB18     | 4           | 48      | 1:00       |

\*- Bridgewater led drive to tie game in 4th Qtr, which was won in OT on a Vikings defensive TD


^- Bridgewater led drives to tie game and then win game in 4th Qtr

#### BRIDGEWATER'S TOUCHDOWNS

| GAME                      | Play   |
|---------------------------|--|
| vs. Atlanta, 9/28/14      | .....13 run  |
| @ Buffalo, 10/19/14       | .....4 pass to C. Patterson  |
| @ Tampa Bay, 10/26/14     | .....17 pass to G. Jennings  |
| vs. Washington, 11/2/14   | .....20 pass to C. Ford  |
| @ Chicago, 11/16/14       | .....7 pass to R. Ellison  |
| vs. Green Bay, 11/23/14   | .....22 pass to C. Johnson, 5 pass to G. Jennings  |
| vs. Carolina, 11/30/14    | .....4 pass to K. Rudolph, 17 pass to G. Jennings  |
| vs. Jets, 12/7/14         | .....56 pass to C. Johnson, 87 pass to J. Wright   |
| @ Detroit, 12/14/14       | .....8 pass to G. Jennings   |
| @ Miami, 12/21/14         | .....21 pass to G. Jennings, 8 pass to J. Wright   |
| vs. Chicago, 12/28/14     | .....44 pass to A. Thielen   |
| vs. Detroit, 9/20/15      | .....5 pass to K. Rudolph, 1 run   |
| at Denver, 10/4/15        | .....4 pass to M. Wallace  |
| vs. Kansas City, 10/18/15 | .....4 pass to K. Rudolph  |
| at Detroit, 10/25/15      | .....1 pass to K. Rudolph, 36 pass to S. Diggs   |
| at Chicago, 11/1/15       | .....40 pass to S. Diggs   |
| vs. St. Louis, 11/8/15    | .....6 run   |
| at Oakland, 11/15/15      | .....11 pass to R. Ellison   |
| vs. Green Bay, 11/22/15   | .....47 pass to K. Rudolph   |
| at Arizona, 12/10/15      | .....7 pass to M. Wallace  |
| vs. Chicago, 12/20/15     | .....15 pass to S. Diggs, 17 pass to J. McKinnon, 33 pass to S. Diggs, 21 run, 4 pass to Z. Line |
| vs. NY Giants, 12/27/15   | .....28 pass to K. Rudolph   |
| <b>Total</b>              | <b>32 (28 passing, 4 rushing)</b>  |

#### BRIDGEWATER'S 2-POINT CONVERSIONS

| GAME                    | Play  |
|-------------------------|---|
| vs. Atlanta, 9/28/14    | .....pass to R. Ellison   |
| vs. Green Bay, 11/23/14 | .....pass to C. Johnson   |
| vs. St. Louis, 11/8/15  | .....run (scored TD on 6-yd run and scored 2-pt conversion on same drive) |
| <b>Total</b>            | <b>3 (2 passing, 1 rushing)</b>   |



## KENTRELL BROTHERS #40

**POSITION:** LINEBACKER  
**HEIGHT/WEIGHT:** 6-1/242  
**DOB:** 2-8-93  
**HOMETOWN:** EDMOND, OK

**COLLEGE:** MISSOURI  
**ACQUIRED:** D5 (#160) '16  
**NFL SEASON:** R  
**VIKINGS SEASON:** R

**2016 GP/GS**  
0/0

**Career GP/GS**  
0/0

**Playoffs GP/GS**  
0/0

- Helped Guthrie High to 3 state titles, 2 in basketball and 1 in football during prep career.

- Led the NCAA with 152 tackles as a senior.

**OFF THE FIELD** Earned degree in arts and sciences at Missouri in December 2015...Active with Boys and Girls Club events...Aspires to a career in counseling or coaching following football...Has never been to an NFL game as a spectator...Mom is a nurse and step-dad is a health care provider.

**PRO** The lone LB the Vikings drafted in 2016...Trained with fellow Vikings 2016 draftee DE Stephen Weatherly during the pre-draft process in Atlanta...Selected in the 5th round (#160 overall)...Is the 1st Missouri player drafted by the Vikings since DT C.J. Mosley in 2005.

**2016** Inactive vs. Green Bay (9/18) and season opener at Tennessee (9/11).

**COLLEGE** Ended career at Mizzou with 358 tackles, 4.5 sacks and 5 INTs...Helped Tigers win consecutive SEC East titles in 2013 and 2014...Defeated Minnesota Golden Gophers in Citrus Bowl to end 2014 season and helped defeat Oklahoma State in Cotton Bowl to end 2013...Capped productive college career

with 1st-Team All-SEC honors for the Tigers after notching 2nd-Team All-SEC as a junior...Named Mizzou MVP as a senior along with LB of the Year for the squad and claimed the "Mo Award"...Led the nation in tackles with 152...Named SEC Defensive Player of the Week for game vs. Arkansas State as a senior when he had 16 tackles and 2 INTS...Posted 7 straight games with 10+ tackles during senior campaign...Had career-best 17 stops at Georgia as a senior...Led squad in tackles as a junior with 122...Forced 3 fumbles to lead team...Notched season-best 14 tackles vs. Alabama in the SEC title game...Had 11 stops and forced a fumble that sealed the win over Arkansas with 2:13 left in the game...Stepped into starting lineup as a sophomore in 2013 and started every game, the only Tigers LB to do so...Ranked 4th on team with 70 tackles and ranked 2nd on squad with 3 INTS...Had season-high 10 tackles and snared an INT late in the game during win at #7 Georgia...Saw action in 11 games as a redshirt freshman in 2012...Notched season-high 5 tackles in season finale at Texas A&M...Competed in spring practice after being sidelined with injury for all of his true freshman season in 2011...Redshirted as true freshman with leg injury suffered in preseason scrimmage.

**PREP** Standout WR and LB at Guthrie High in Guthrie, OK...Ranked #9 overall prospect in Oklahoma...Helped team to 2007 Class 5A state title in football...Played guard on basketball team that won 2 state championships...Played tennis in high school.

### BROTHERS' NFL TOTALS

| Year.....           | GP/GS      | Tackles  |          |          |            | Sacks    | INTs     | PBU        | TFL      | QBH        | FF/FR    | Special Teams |
|---------------------|------------|----------|----------|----------|------------|----------|----------|------------|----------|------------|----------|---------------|
|                     |            | Solo     | Asst.    | Total    |            |          |          |            |          |            |          |               |
| 2016 (Min).....     | 0/0        | 0        | 0        | 0        | 0.0        | 0        | 0        | 0.0        | 0        | 0/0        | 0        |               |
| <b>Totals .....</b> | <b>0/0</b> | <b>0</b> | <b>0</b> | <b>0</b> | <b>0.0</b> | <b>0</b> | <b>0</b> | <b>0.0</b> | <b>0</b> | <b>0/0</b> | <b>0</b> |               |



### SEC SUCCESS

The Vikings selected 3 players from the Southeastern Conference in 2016: Laquon Treadwell, Kentrell Brothers and Stephen Weatherly. The Vikings trio marked 3 of the 51 SEC players drafted in 2016, marking the 10th consecutive season that the SEC has led all conferences in the number of draft picks. SEC power Alabama has won 4 of the past 7 college football national championships, in 2015 edging Clemson in a tight game featuring 2 Vikings draftees.

#### 2016 DRAFTEES BY CONFERENCE

|              |    |
|--------------|----|
| SEC.....     | 51 |
| Big Ten..... | 47 |
| Pac-12.....  | 32 |
| ACC.....     | 26 |
| Big 12.....  | 26 |



## KYLE CARTER #86

**POSITION:** TIGHT END  
**HEIGHT/WEIGHT:** 6-3, 245  
**DOB:** 12-17-92  
**HOMETOWN:** NEW CASTLE, DE

**COLLEGE:** PENN STATE  
**ACQUIRED:** UDFA '16  
**NFL SEASON:** R  
**VIKINGS SEASON:** R

**2016 GP/GS**  
PS

**Career GP/GS**  
0/0

**Playoffs GP/GS**  
0/0

- Appeared in 46 games, making 19 starts during PSU career.
- Academic All-Big Ten all 4 years and selected as the Quarterback Club Award winner for the student-athlete who deserves special recognition.

**OFF THE FIELD** Graduated in December 2014 with a degree in kinesiology and is interested in a career in physical therapy or as an athletic trainer after his playing career...Father was an Air Force mechanic.

**PRO** Signed to Minnesota's practice squad on 9/4/16 after being released by the team on 9/3/16...Originally joined the Vikings as a rookie free agent on 5/2/16.

**2016** joined the Vikings practice squad on 9/4/16.

**COLLEGE** Appeared in 46 games, making 19 starts during PSU career...Academic All-Big Ten all 4 years and selected as the Quarterback Club Award winner for the student-athlete who deserves special recognition...Hauled in the game-tying TD pass that set up the game-winning PAT against Boston College in the 2014 New Era Pinstripe Bowl...Named a consensus 1st-Team Freshman All-American and 1st-Team All-Big Ten Selection by the media in 2012 after recording 36 receptions for 453 yards and 2 TDs...Notched 4 catches, including his 1st career touchdown on an 8-yard connection with Matt McGloin, at Virginia (9/8/12)...Registered a career-high 6 catches for 77 yards and a TD against Ohio State (10/27/12).

**PREP** 3rd-team all-state selection at William Penn High School (DE) as a senior.



## T.J. CLEMMINGS #68

**POSITION:** TACKLE  
**HEIGHT/WEIGHT:** 6-5/309  
**DOB:** 11-18-91  
**HOMETOWN:** TEANECK, N.J.

**COLLEGE:** PITTSBURGH  
**ACQUIRED:** D4 (#110) '15  
**NFL SEASON:** 2  
**VIKINGS SEASON:** 2

**2016 GP/GS**  
1/1

**Career GP/GS**  
17/16

**Playoffs GP/GS**  
1/1

- Started every game at RT as a rookie, only the 3rd Vikings rookie OT (Matt Kalil, 2012, and Todd Steussie, 1994) to start all 16 games in a season.
- Did not play offensive line until his redshirt junior season at Pitt, having played d-line up to that point.
- Helped Adrian Peterson lead the NFL in rushing en route to the NFC North title and a Wild Card playoff berth.

**OFF THE FIELD** Earned his degree in administration of justice...Has three sisters...Turned down several Division I basketball scholarships to pursue his football career at Pittsburgh... Full name is Trevor Anthony Clemmings, Jr.

**PRO** Started all 16 games and Wild Card playoff contest... Helped tie a team record when 6 rookies started in a game at Arizona (12/10/15)...Helped Peterson lead NFL in rushing with 1,485 yards and posted #4-ranked rushing attack in the NFL...Selected in the 4th round (#110 overall)...Was the 1st of 3 offensive linemen selected by Minnesota in the 2015 draft... Was the 10th offensive tackle selected in the 2015 draft...Early in college career as a defensive lineman at Pittsburgh, played alongside DT Aaron Donald, who was selected by the St. Louis Rams in the 1st round (#13 overall) in the 2014 NFL Draft.

**2016** Competed on special teams vs. Green Bay (9/18)...Was active, but did not play at Tennessee (9/11).

**2015** Part of offensive line that started every game as a unit, the only group in the NFL that did so in 2015...Paved way for Peterson to lead the NFL in rushing with 1,485 yards...Helped club go 11-5 and earn 1st NFC North title since 2009...One of two (TB's Donovan Smith) rookie OTs to start all 16 regular season games in 2015...Joined fellow rookies WR Stefan Diggs, LB Edmond Robinson, LB Eric Kendricks, CB Trae Waynes and

S Anthony Harris to tie a Vikings record with 6 rookies starting a game when they all opened the *Thursday Night Football* matchup at Arizona (12/10)...Cleared way for Peterson to run for 203 yards at Oakland (11/15), his 6th career 200-yard performance, tying O.J. Simpson for the NFL record...Stepped into starting lineup at RT during preseason when veteran regular Phil Loadholt was lost to injury for the season.

**COLLEGE** Named 2nd-Team All-American by Football Writers of America in 2014...First-Team All-ACC by media and coaches in 2014...3-time ACC Offensive Lineman of the Week (Boston College, Virginia Tech, Duke)...Started all 13 games at RT as a junior and senior...Selected to play in the Senior Bowl... Offensive captain for the 2014 season...4-year letterman... Made the switch to offensive line as a redshirt junior in 2013... Spent the 2010-12 seasons as a DE...As a DE in 2012, played in 8 games and started 6...Recorded 20 tackles and 1 TFL on the year...Career-high 8 tackles at Buffalo in 2012...Redshirted in 2011...Lettered as a true freshman in 2010.

**PREP** Excelled in basketball at Paterson Catholic in Teaneck, NJ...Turned down basketball scholarship offers from Providence and Seton Hall to attend Pittsburgh on a football scholarship... Only played 2 seasons of football but was named the top prospect in New Jersey and the nation's 6th-ranked DE prospect by Scout...Named SuperPrep All-American...Named All-New Jersey and North Jersey Defensive Player of the Year as a senior...Led his team to back-to-back Non-Public Group 1 State Championships...The Cougars went 11-0 his senior season.

| CLEMMINGS' CAREER GAMES/STARTS |              |
|--------------------------------|--------------|
| Year .....                     | GP/GS        |
| 2015 (Min) .....               | 16/16        |
| Playoffs .....                 | 1/1          |
| 2016 (Min) .....               | 1/0          |
| <b>Totals .....</b>            | <b>17/16</b> |
| <b>Playoffs .....</b>          | <b>1/1</b>   |





## AUDIE COLE #57

**POSITION:** LINEBACKER  
**HEIGHT/WEIGHT:** 6-5/248  
**DOB:** 6-1-89  
**HOMETOWN:** MONROE, MI

**COLLEGE:** NORTH CAROLINA STATE  
**ACQUIRED:** D7a (#210) '12  
**NFL SEASON:** 5  
**VIKINGS SEASON:** 5

**2016 GP/GS**  
2/0

**Career GP/GS**  
43/7

**Playoffs GP/GS**  
1/0

• Has stepped into starting lineup 7 times in 2013-15 for the Vikings, 6 starts at MLB in 2013 and '15 and 1 at WLB in 2014.

• Involved in Golden Gloves boxing as a youth.

**OFF THE FIELD** Cut his trademark long hair during 2013 and 2015 offseasons and donated to charity program benefitting youth fighting cancer- Children With Hair Loss- in Michigan... Took part in 2013, 2015 and 2016 Minnesota Governor's Fishing Opener, helping youth get involved in outdoor activities and promote outdoors programs through Minnesota Department of Natural Resources...Graduated from NCSU in 2011 with a parks, recreation and tourism degree...A Golden Gloves winner in boxing...Enjoys waterfowl and deer hunting along with walleye fishing.

**PRO** Has played in 41 games making 7 starts...Tallied 2 tackles, 1 FR and 4 special teams stops in 2015 before being placed on injured reserve on 11/10/15...Started 1 game in 2014, contributing mostly on special teams...Has led the team in tackles twice in his 6 career starts...Started 5 games in 2013 after playing in 5 as a rookie in 2012...Was released on 11/7/13 prior to the Washington game and re-signed after clearing waivers on 11/9/13...Made his 1st career start at Green Bay (11/24/13) and had 1st sack when he led team with season-best 18 tackles, 2 TFLs and 1.0 sack... Selected in 7th round (#210) by Vikings in 2012.

**2016** Notched 1 special teams tackle vs. Green Bay (9/18)... Competed on special teams at Tennessee (9/11).

**2015** Played in 7 games and started 1 before being sidelined by leg injury...Started game vs. St. Louis (11/8), replacing injured Eric Kendricks at MLB before leaving game with an injury himself...Recovered fumble on a muffed punt at San Francisco (9/14) in season opener, the 1st of his career...Had a pair of special teams tackles vs. Detroit (9/20)...Placed on injured reserve on 11/10.

**2014** Saw action in all 16 games while starting 1, the season finale vs. Chicago (12/28)...Was 2nd on the team in special teams tackles with 12...Started in place of injured Chad Greenway at WLB vs. Chicago (12/28) and led the team with 14

tackles in regular season finale...Totaled 16 tackles on defense along with 1 TFL and 1 PBU...Had a career-best 2 special teams tackles on 4 occasions - vs. Atlanta (9/28), vs. Washington (11/2), at Chicago (11/16) and vs. NY Jets (12/7).

**2013** Appeared in 13 games while starting 5...Was released on 11/7 prior to the Washington game and re-signed after clearing waivers on 11/9...Played mainly on special teams until his 1st career start at Green Bay (11/24) when he had a team season-best 18 tackles, 2 TFLs and 1.0 sack...Started 5 straight games at MLB...Registered 12 tackles at Chicago (12/1) and at Baltimore (12/8)...Totaled 49 tackles, 3.0 TFLs, 1.0 sack and 3 PBUs in limited time...Also added 3 special teams tackles...Was injured at Cincinnati (12/22) and placed on IR on 12/27.

**2012** Earned spot on special teams as a rookie...Saw time in 5 regular season games and in the Wild Card playoff contest at Green Bay (1/5/13)...Made NFL debut vs. San Francisco (9/23)...A longshot to make the team as a 7th-round draft pick, he cracked the 53-man roster with a strong preseason performance, returning a pair of INTs for TDs against Buffalo on back-to-back defensive plays.

**COLLEGE** Finished his career at N.C. State ranked 12th in school history with 328 tackles...His 32.5 TFLs rank 13th and his 15 sacks rank him 10th in school history...Led the team in tackles in his final 3 seasons at State...A semi-finalist for the 2011 Butkus Award after he led the team with 132 tackles... Started every game at MLB in 2011 after moving to the position during spring drills...Recorded a career-high 16 tackles at Cincinnati and vs. Georgia Tech in 2011...Tied for the team lead in tackles with 97 in 2010 and led the defense with 809 defensive snaps...Led the team with 12 tackles and nabbed his 1st INT at Central Florida in 2010 and was named ACC Defensive Player of the Week by the league for his performance...Team's leading tackler in 2009 with 85 stops while making all 12 starts...Recipient of the team's Al Michaels Award for selfless play...Redshirted in 2007.

**PREP** Attended Monroe HS in Monroe, MI, where he played QB, S and LB...Threw for 3,285 yards and 23 TDs in his career... Named All-League as a senior...3-year starter at QB and played defense as a senior...Lettered in baseball and basketball, in addition to football.

**COLE'S NFL TOTALS**

| Year.....GP/GS         | Tackles   |           |           |            |          |          |            | Special  |            |           |
|------------------------|-----------|-----------|-----------|------------|----------|----------|------------|----------|------------|-----------|
|                        | Solo      | Asst.     | Total     | Sacks      | INTs     | PBU      | TFL        | QBH      | FF/FR      | Teams     |
| 2012 (Min).....5/0     | 0         | 0         | 0         | 0.0        | 0        | 0        | 0.0        | 0        | 0/0        | 0         |
| Playoffs.....1/0       | 0         | 0         | 0         | 0.0        | 0        | 0        | 0.0        | 0        | 0/0        | 0         |
| 2013 (Min).....13/5    | 33        | 16        | 49        | 1.0        | 0        | 3        | 3.0        | 6        | 1/0        | 4         |
| 2014 (Min).....16/1    | 13        | 3         | 16        | 0.0        | 0        | 1        | 1.0        | 1        | 0/0        | 12        |
| 2015 (Min).....7/1     | 2         | 0         | 2         | 0.0        | 0        | 0        | 0.0        | 0        | 0/1        | 4         |
| 2016 (Min).....2/0     | 0         | 0         | 0         | 0.0        | 0        | 0        | 0.0        | 0        | 0/0        | 1         |
| <b>Totals.....43/7</b> | <b>48</b> | <b>19</b> | <b>67</b> | <b>1.0</b> | <b>0</b> | <b>4</b> | <b>4.0</b> | <b>7</b> | <b>1/1</b> | <b>21</b> |
| Playoffs.....1/0       | 0         | 0         | 0         | 0          | 0        | 0        | 0.0        | 0        | 0/0        | 0         |

**SINGLE-GAME CAREER HIGHS**

Tackles.....18.....at Green Bay, 11/24/13  
 Solos.....13.....at Green Bay, 11/24/13  
 Pass Defensed.....2.....vs. Chicago, 12/1/13  
 Tackle for Loss.....2.....at Green Bay, 11/24/13  
 Sack.....1.0.....at Green Bay, 11/24/13  
 Forced Fumbles.....1.....vs. Chicago, 12/1/13  
 Fumble Recovery.....1.....at San Francisco, 9/14/15  
 Special Teams Tackles.....2.....4x, last vs. NY Jets, 12/7/14

| COLE'S SACK                 |                    |            |
|-----------------------------|--------------------|------------|
| GAME                        | QB                 | SACK       |
| at Green Bay, 11/24/13..... | Scott Tolzien..... | 1.0        |
| <b>Total.....</b>           |                    | <b>1.0</b> |



**SCOTT CRICHTON #95**

**POSITION:** DEFENSIVE END  
**HEIGHT/WEIGHT:** 6-3/273  
**DOB:** 10-30-91  
**HOMETOWN:** TACOMA, WA

**COLLEGE:** OREGON STATE  
**ACQUIRED:** D3a (#72) '14  
**NFL SEASON:** 3  
**VIKINGS SEASON:** 3

**2016 GP/GS**  
IR

**Career GP/GS**  
21/0

**Playoffs GP/GS**  
0/0

- Family hails from Western Samoa. Scott and his siblings are the 1st generation of his family born in the United States.
- Was the 1st Oregon State player drafted by Vikings since WR Bob Grim in 1967.

**OFF THE FIELD** Majored in human development and family sciences...Father, Lucky, and mother, Malama, are both natives of Western Samoa...Father lost his leg due to health issues but continues to work in a warehouse...The youngest of 4 children.

**PRO** Regular part of the Vikings defensive line rotation in his 2nd season in 2015...Played in 6 of the final 8 games of his rookie season in 2014 after being inactive for 6 of the opening 8 contests...1 of 3 of the Vikings opening 5 draft picks in 2014 coming from the Pac-12, joining LB Anthony Barr (UCLA, 1st round) and G David Yankey (Stanford, 5th round)...The 1st Oregon State player drafted by the Vikings since 1967 when WR Bob Grim was taken in the 2nd round...Was 1 of 2 OSU players drafted in 2014, joining Saints 1st-round WR Brandin Cooks...Declared early for NFL Draft...Selected in 3rd round (#72 overall).

**2016** Placed on Injured Reserve on 8/31/16.

**2015** Saw action in 12 games before being placed on injured reserve for the final 4 games of the regular season...Had season-high 2 tackles in the opening 3 games of the season each...Notched 5 special teams tackles on the season, 1 each in 5 games during the year...Suffered injury at Arizona (12/10) and was placed on injured reserve on 12/19.

**2014** Contributed on special teams and saw limited time on defense as a rookie...Playing time increased later in the season, seeing time in 6 of the last 8 games, including the final 3 contests...Saw action in season opener at St. Louis (9/7), notching a tackle for loss and 2 QB hurries...Played in 2nd career game and notched a tackle at Buffalo (10/19)...Played vs. Washington (11/2) and vs. Green Bay (11/23)...Posted special teams tackle vs. Green Bay (11/23).

**COLLEGE** Started 38 of the 39 games he played, missing only 1 start in 2012...Declared for NFL Draft following junior season...Set school record with 10 FFs, ranks 3rd all-time at OSU with 22.5 sacks and his 51.0 TFLs are 4th in school history...While playing at OSU in 2013, his 22.5 sacks ranked 11th among all active FBS players nationwide...Helped squad to Hawaii Bowl against Boise State as a junior and Alamo Bowl as a sophomore, facing Texas...Earned 1st-Team All-Pac 12 honors as a sophomore, 2nd-Team All-Pac 12 as a junior and was an honorable mention choice as a freshman in 2011...Selected to Freshman All-America teams in 2011 by College Football News, Sporting News, among others...Named a semi-finalist in 2012 for the Ted Hendricks Award, awarded annually to the top collegiate DE...Notched career-best 9.0 sacks in 2012...As a sophomore, was 1 of 2 Pac-12 underclassmen on the 1st-Team honors unit...Led the Beavers in sacks each of his 3 seasons...Had career-high 74 tackles as a redshirt freshman in 2011 and led team with 6.0 sacks...Redshirted in 2010 and earned scout team defensive co-MVP accolades.

**PREP** Tabbed as Class 4A All-State as a senior at Henry Foss HS in Tacoma, WA...A 3-star recruit by Rivals.com, ranked as the 44th-best DE prospect in the country...Standout 3-year starter at LB and DE...Earned Narrows League Defensive MVP...Threw shot put and discus and played a season of volleyball.

## CRICHTON'S NFL TOTALS

| Year.....         | GP/GS       | Tackles         |          |           |            |          |          |            | Special  |            |          |
|-------------------|-------------|-----------------|----------|-----------|------------|----------|----------|------------|----------|------------|----------|
|                   |             | Solo            | Asst.    | Total     | Sacks      | INTs     | PBU      | TFL        | QBH      | FF/FR      | Teams    |
| 2014 (Min).....   | 8/0         | 1               | 1        | 2         | 0.0        | 0        | 0        | 1.0        | 3        | 0/0        | 2        |
| 2015 (Min).....   | 13/0        | 6               | 3        | 9         | 0.0        | 0        | 0        | 0.0        | 0        | 0/0        | 5        |
| 2016 (Min).....   | 0/0         | INJURED RESERVE |          |           |            |          |          |            |          |            |          |
| <b>Total.....</b> | <b>21/0</b> | <b>7</b>        | <b>4</b> | <b>11</b> | <b>0.0</b> | <b>0</b> | <b>0</b> | <b>1.0</b> | <b>3</b> | <b>0/0</b> | <b>7</b> |

## SINGLE-GAME CAREER HIGHS

Tackles.....2..... at San Francisco, 9/14/15; vs. Detroit, 9/20/15; vs. San Diego, 9/27/15

Solo Tackles.....2..... vs. Detroit, 9/20/15; vs. San Diego, 9/27/15

Tackle for Loss.....1..... at St. Louis, 9/7/14

QB Hurries .....2..... at St. Louis, 9/7/14



## STEFON DIGGS #14

**POSITION:** WIDE RECEIVER

**HEIGHT/WEIGHT:** 6-0/191

**DOB:** 11-29-93

**HOMETOWN:** GAITHERSBURG, MD

**COLLEGE:** MARYLAND

**ACQUIRED:** D5b (#146) '15

**NFL SEASON:** 2

**VIKINGS SEASON:** 2

**2016 GP/GS**

2/2

**Career GP/GS**

15/11

**Playoffs GP/GS**

1/1

• Named to PFWA **All-Rookie** team in 2015.

• Ranks 3rd in Vikings history for catches by a rookie (52) and 5th in receiving yards by a rookie (720) in a season.

• The 1st Vikings rookie in franchise history to lead the team in receptions.

### OFF THE FIELD

Younger brother, Trevon Diggs, is a freshman on the Alabama football team in 2016, joining the defending national champion Crimson Tide as a consensus 4-star recruit... Majored in American studies at Maryland...College WRs coach in 2014 was former NFL WR Keenan McCardell...Took part in several community outreach events during his rookie season, including the Vikings Winter Blast in Duluth, MN, an off-season event celebrating winter activities in conjunction with Minnesota-based Polaris...Helped dedicate field along with US Bank Places to Play program, bringing new or refurbished fields, courts and playgrounds to under-funded areas of Minnesota.

### HONORS

Named **All-Rookie** by PFWA in 2015...**Pepsi Rookie of the Week** vs. Kansas City (10/18/15)...Selected as Vikings **Vikings Children's Fund Rookie of the Year**.

### PRO

Made huge impact on Vikings passing game despite not playing in the opening 3 games of the season...Led team with 52 receptions, the 1st rookie in team history to achieve the feat...Earned **All-Rookie** honors from PFWA...Joined 5 other Vikings rookie classmates to tie a team record with 6 rookies starting in a game at Arizona (12/10/15)...Selected in the 5th round (#146) of the 2015 NFL Draft...The 20th WR drafted in 2015...Was the 1st Terrapin selected by the Vikings since TE Jeff Dugan (7th round, #220) in 2004...Played final college game where he began his NFL career, Levi's Stadium, where he was inactive for the 2015 season opener vs. the 49ers.

### 2016

Registered an NFL-high 182 receiving yards on 9 catches (both career highs), including a career-long 46-yarder and 1 TD, vs. Green Bay (9/18)...Posted game highs with 7 receptions and 103 yards (14.7 avg.), the 5th most among NFC wideouts in Week 1, at Tennessee (9/11)...3rd Vikings WR with back-to-back 100-yard receiving games in Weeks 1 and 2 (1st since Cris Carter in 1997) and 2nd-most receiving yards by a Vikings WR after Weeks 1 and 2 in franchise history (Gene Washington, 324 in 1969).

**2015** Became 1st Vikings rookie to lead the team in receptions en route to **All-Rookie** honors from the PFWA...Ranked 3rd in team history in rookie receptions with 52 and 5th in rookie receiving yards with 720...Became 1st Vikings rookie WR since Randy Moss in 1998 to post consecutive 100-yard games- 129 vs. Kansas City (10/18) and 108 at Detroit (10/25)...Caught 1st career TD pass on a diving 36-yarder from Teddy Bridgewater at Detroit (10/25), earning **Pepsi Rookie of the Week** honors for the game...Had season-best 2 TD catches vs. Chicago (12/20)... Had 6 catches for 87 yards in his NFL debut at eventual Super Bowl 50 champion Denver, tying a Vikings record for most catches by a player in his debut game and ranking 3rd in club history for most yards receiving in a debut...Joined fellow rookie classmates OT T.J. Clemmings, LB Edmond Robinson, LB Eric Kendricks, CB Trae Wayne and S Anthony Harris to tie a Vikings record with 6 rookies starting a game when they all opened the **Thursday Night Football** matchup at Arizona (12/10)...His season-long 40-yard TD catch with 1:49 left in game at Chicago (11/1) tied the game 20-20 and set the stage for K Blair Walsh to win the game with a FG as time expired... His 720 receiving yards and 13 catches of 20+ yards on the season ranked 2nd among NFL rookies behind Oakland's Amari Cooper...Caught a pass in every game he played...Helped team to NFC North title and Wild Card playoff berth.

### COLLEGE

Started 24 of his 28 career games at Maryland... Ended college career with 150 receptions, 2,227 yards and 14 TDs in 28 games...Had 62 receptions for 792 yards and 5 TDs as a junior, his final year at Maryland...Named 2nd-Team All-Big Ten by the league's coaches in 2014...Caught 10 passes totaling 138 yards in the Foster Farms Bowl vs. Stanford (12/30/14) in his last collegiate game...Led the team in receptions his freshman and junior seasons and had his sophomore campaign cut short due to injury...Had 1,896 all-purpose yards his freshman season, the 2nd most in school history.

### PREP

One of the top recruits in the nation and a consensus 5-star recruit at Good Counsel HS in Gaithersburg, MD...Decided to stay in his home state of Maryland after considering offers from Florida, USC and Auburn...Selected 2012 U.S. Army All-American...Named 1st-Team All-State and runner-up Gatorade Maryland Player of the Year as a junior.

## DIGG THIS

Entering Week 3, Stefon Diggs leads the NFL with 285 receiving yards on 16 receptions (2nd). The 2nd-year standout is off to a record pace, becoming just the 3rd wideout in franchise history to tallied back-to-back 100-yard receiving games in Weeks 1 and 2 (1st since Cris Carter in 1997).

### BACK-TO-BACK 100-YARD RECEIVING GAMES IN WEEKS 1 AND 2

| PLAYER, SEASON            | RECEIVING YARDS |
|---------------------------|-----------------|
| Gene Washington, 1969     | 152, 172        |
| Cris Carter, 1997         | 121, 107        |
| <b>Stefon Diggs, 2016</b> | <b>103, 182</b> |

Only 1 player in team history has totaled more receiving yards after the 1st 2 weeks of the season than Diggs.

### RECEIVING YARDS AFTER 2 GAMES

| RK. | PLAYER, SEASON            | RECEIVING YARDS |
|-----|---------------------------|-----------------|
| 1   | Gene Washington, 1969     | 324             |
| 2   | <b>Stefon Diggs, 2016</b> | <b>285</b>      |
| 3   | Sammy White, 1981         | 232             |

In Week 2, Diggs chased the single-game record for most receiving yards against the Packers by a Vikings WR, helping elevate Minnesota to victory in the 1st-ever game at U.S. Bank Stadium.

### RECEIVING YARDS AGAINST GREEN BAY BY A VIKINGS WR

| RK. | PLAYER, DATE                   | RECEIVING YARDS |
|-----|--------------------------------|-----------------|
| 1   | Randy Moss, 10/5/1998          | 190             |
| 2   | <b>Stefon Diggs, 9/18/2016</b> | <b>182</b>      |
| 3   | Randy Moss, 11/22/1998         | 153             |

## GETTIN' DIGGY WITH IT

Stefon Diggs made an impact on the Vikings passing game and became the 1st rookie in club history to lead the team in receptions, and his 52 catches are the 3rd most by a Vikings rookie in team history. He ranked 2nd in the NFL among rookie WRs with 720 yards receiving, despite only playing 13 games, and earned All-Rookie accolades.

### RECEPTIONS BY VIKINGS ROOKIES

| PLAYER, SEASON            | RECEPTIONS |
|---------------------------|------------|
| Randy Moss, 1998          | 69         |
| Percy Harvin, 2009        | 60         |
| <b>Stefon Diggs, 2015</b> | <b>52</b>  |

### 100+ YARD RECEIVING GAMES BY VIKINGS ROOKIES

| PLAYER, SEASON            | 100+ GAMES |
|---------------------------|------------|
| Randy Moss, 1998          | 4          |
| Sammy White, 1976         | 3          |
| Hassan Jones, 1986        | 3          |
| <b>Stefon Diggs, 2015</b> | <b>2</b>   |
| Paul Flatley, 1963        | 2          |
| Ray Poage, 1963           | 2          |

### RECEIVING YARDS BY 2015 NFL ROOKIES

| PLAYER                         | GMS/YARDS/AVG/REC     |
|--------------------------------|-----------------------|
| Amari Cooper, Oakland          | 16/1,070/14.9/72      |
| <b>Stefon Diggs, Minnesota</b> | <b>13/720/13.8/52</b> |

### RECEPTIONS OF 20+ YARDS BY 2015 NFL ROOKIES

| PLAYER                         | 20+ CATCHES/TOTAL CATCHES |
|--------------------------------|---------------------------|
| Amari Cooper, Oakland          | 16/72                     |
| <b>Stefon Diggs, Minnesota</b> | <b>13/52</b>              |



**DIGGS' NFL TOTALS**

| Year         | GP/GS        | RECEIVING |              |             |           | TD       | RUSHING  |           |            |           |          |
|--------------|--------------|-----------|--------------|-------------|-----------|----------|----------|-----------|------------|-----------|----------|
|              |              | No.       | Yds.         | Avg.        | Lg        |          | No.      | Yds.      | Avg.       | Lg        | TD       |
| 2015 (Min)   | 13/9         | 52        | 720          | 13.8        | 40t       | 4        | 3        | 13        | 4.3        | 10        | 0        |
| Playoffs     | 1/1          | 4         | 26           | 6.5         | 9         | 0        | 1        | 6         | 6.0        | 6         | 0        |
| 2015 (Min)   | 2/2          | 16        | 285          | 17.8        | 46        | 1        | 1        | -1        | -1.0       | -1        | 0        |
| <b>Total</b> | <b>15/11</b> | <b>68</b> | <b>1,005</b> | <b>14.8</b> | <b>46</b> | <b>5</b> | <b>4</b> | <b>12</b> | <b>3.0</b> | <b>10</b> | <b>0</b> |
| Playoffs     | 1/1          | 4         | 26           | 6.5         | 9         | 0        | 1        | 6         | 6.0        | 6         | 0        |

**SINGLE-GAME CAREER HIGHS**

Receptions..... 9..... vs. Green Bay, 9/18/16  
 Receiving Yards .....182..... vs. Green Bay, 9/18/16  
 Long reception ..... 46..... vs. Green Bay, 9/18/16  
 TD Receptions .....2..... vs. Chicago, 12/20/15  
 Rushing Attempts.....1..... 4x, last at Tennessee, 9/11/16  
 Rushing Yards.....10..... at Oakland, 11/15/15  
 Long Rush .....10..... at Oakland, 11/15/15

| DIGGS' TOUCHDOWNS      |                                 |
|------------------------|---------------------------------|
| GAME (*playoffs)       | PLAY                            |
| at Detroit, 10/25/15   | 36 pass from T. Bridgewater     |
| at Chicago, 11/1/15    | 40 pass from T. Bridgewater     |
| vs. Chicago, 12/20/15  | 15, 33 pass from T. Bridgewater |
| vs. Green Bay, 9/18/16 | 25 pass from S. Bradford        |
| <b>Total</b>           | <b>5 (5 receiving)</b>          |

| 2015            | MINNESOTA          | No.       | RECEIVING  |             |            | Att.     | RUSHING  |           |            |           |          |
|-----------------|--------------------|-----------|------------|-------------|------------|----------|----------|-----------|------------|-----------|----------|
|                 |                    |           | Yards      | Avg.        | Long       |          | TD       | Yards     | Avg.       | Long      | TD       |
| 9/14            | @ San Francisco    |           | INACTIVE   |             |            |          |          |           |            |           |          |
| 9/20            | Detroit            |           | INACTIVE   |             |            |          |          |           |            |           |          |
| 9/27            | San Diego          |           | INACTIVE   |             |            |          |          |           |            |           |          |
| 10/4            | at Denver          | 6         | 87         | 14.5        | 25         | 0        | 0        | 0         | 0.0        | 0         | 0        |
| 10/18           | Kansas City*       | 7         | 129        | 18.4        | 31         | 0        | 0        | 0         | 0.0        | 0         | 0        |
| 10/25           | @ Detroit*         | 6         | 108        | 18.0        | 36t        | 1        | 1        | 9         | 9.0        | 9         | 0        |
| 11/1            | @ Chicago*         | 6         | 95         | 15.8        | 40t        | 1        | 0        | 0         | 0.0        | 0         | 0        |
| 11/8            | St. Louis*         | 3         | 42         | 14.0        | 30         | 0        | 0        | 0         | 0.0        | 0         | 0        |
| 11/15           | @ Oakland*         | 2         | 46         | 23.0        | 37         | 0        | 1        | 10        | 10.0       | 10        | 0        |
| 11/22           | Green Bay*         | 6         | 66         | 11.0        | 17         | 0        | 0        | 0         | 0.0        | 0         | 0        |
| 11/29           | @ Atlanta*         | 4         | 31         | 7.8         | 16         | 0        | 0        | 0         | 0.0        | 0         | 0        |
| 12/6            | Seattle            | 2         | 22         | 11.0        | 14         | 0        | 1        | -6        | -6.0       | -6        | 0        |
| 12/10           | @ Arizona*         | 2         | 12         | 6.0         | 7          | 0        | 0        | 0         | 0.0        | 0         | 0        |
| 12/20           | Chicago            | 3         | 55         | 18.3        | 33t        | 2        | 0        | 0         | 0.0        | 0         | 0        |
| 12/27           | NY Giants          | 4         | 19         | 4.8         | 10         | 0        | 0        | 0         | 0.0        | 0         | 0        |
| 1/3/16          | @ Green Bay*       | 1         | 8          | 8.0         | 8          | 0        | 0        | 0         | 0.0        | 0         | 0        |
| <b>Totals</b>   | <b>GP/GS: 13/9</b> | <b>52</b> | <b>720</b> | <b>13.8</b> | <b>40t</b> | <b>4</b> | <b>3</b> | <b>13</b> | <b>4.3</b> | <b>10</b> | <b>0</b> |
| <b>PLAYOFFS</b> |                    |           |            |             |            |          |          |           |            |           |          |
| 1/10/16         | Seattle*           | 4         | 26         | 6.5         | 9          | 0        | 1        | 6         | 6.0        | 6         | 0        |

| 2016          | MINNESOTA         | No.       | RECEIVING  |             |           | Att.     | RUSHING  |           |             |           |          |
|---------------|-------------------|-----------|------------|-------------|-----------|----------|----------|-----------|-------------|-----------|----------|
|               |                   |           | Yards      | Avg.        | Long      |          | TD       | Yards     | Avg.        | Long      | TD       |
| 9/11          | @ Tennessee*      | 7         | 103        | 14.7        | 33        | 0        | 1        | -1        | -1.0        | -1        | 0        |
| 9/18          | vs. Green Bay*    | 9         | 182        | 20.2        | 46        | 1        | 0        | 0         | 0.0         | 0         | 0        |
| 9/25          | @ Carolina        |           |            |             |           |          |          |           |             |           |          |
| 10/3          | vs. NY Giants     |           |            |             |           |          |          |           |             |           |          |
| 10/9          | vs. Houston       |           |            |             |           |          |          |           |             |           |          |
| 10/23         | @ Philadelphia    |           |            |             |           |          |          |           |             |           |          |
| 10/31         | @ Chicago         |           |            |             |           |          |          |           |             |           |          |
| 11/6          | vs. Detroit       |           |            |             |           |          |          |           |             |           |          |
| 11/13         | @ Washington      |           |            |             |           |          |          |           |             |           |          |
| 11/20         | vs. Arizona       |           |            |             |           |          |          |           |             |           |          |
| 11/24         | @ Detroit         |           |            |             |           |          |          |           |             |           |          |
| 12/1          | vs. Dallas        |           |            |             |           |          |          |           |             |           |          |
| 12/11         | @ Jacksonville    |           |            |             |           |          |          |           |             |           |          |
| 12/18         | vs. Indianapolis  |           |            |             |           |          |          |           |             |           |          |
| 12/24         | @ Green Bay       |           |            |             |           |          |          |           |             |           |          |
| 1/1/17        | vs. Chicago       |           |            |             |           |          |          |           |             |           |          |
| <b>Totals</b> | <b>GP/GS: 2/2</b> | <b>16</b> | <b>285</b> | <b>17.8</b> | <b>46</b> | <b>1</b> | <b>1</b> | <b>-1</b> | <b>-1.0</b> | <b>-1</b> | <b>0</b> |



## B.J. DuBOISE #90

**POSITION:** DEFENSIVE END  
**HEIGHT/WEIGHT:** 6-4/284  
**DOB:** 1-19-92  
**HOMETOWN:** OAKLAND PARK, FL

**COLLEGE:** LOUISVILLE  
**ACQUIRED:** D6b (#193) '15  
**NFL SEASON:** 1  
**VIKINGS SEASON:** 1

### 2016 GP/GS

IR

### Career GP/GS

0/0

### Playoffs GP/GS

0/0

• Signed from Vikings practice squad to 53-man roster for Wild Card Playoff game vs. Seattle (1/10/16).

• College teammates at Louisville with Teddy Bridgewater and played youth football with him in Miami, suiting up for the South Florida Express in 7-on-7 league.

**OFF THE FIELD** Graduated in the fall of 2014 with a communications degree...Played TE and LB on the same 7-on-7 team, South Florida Express, as college and current teammate QB Teddy Bridgewater.

**PRO** Placed on injured reserve in spring 2016 after suffering injury in OTA practice...Made move to 53-man roster for week of Wild Card Playoff game vs. Seattle as a rookie...Spent entire regular season of rookie campaign on Vikings practice squad... Selected in the 6th round (#193 overall) in the 2015 NFL Draft... Was the 2nd of 2 DEs drafted by the Vikings in 2015.

**2016** Was waived/injured on 5/31/16.

**2015** Signed on Vikings practice squad to the 53-man roster for the Wild Card Playoff game vs. Seattle (1/10/16) and was active for the game but did not play...Spent entire regular season on the club's practice squad...Competed in preseason and throughout training camp for a roster spot before being waived on 9/5 in final roster cuts and signed to practice squad on 9/6.

**COLLEGE** Appeared in 44 games at Louisville, making 20 starts...Was a member of the same recruiting class as Teddy Bridgewater and also played on the same 7-on-7 team, South Florida Express...Had a career year as a senior earning Honorable Mention All-ACC honors and starting all 13 games totaling 41 tackles, 4.0 sacks and 7.5 TFLs, all career bests... Totaled 94 tackles, 7.5 sacks and 15.5 TFLs in his 4-year career... Started his 1st career game as a freshman at Cincinnati.

**PREP** Was named the Fort Lauderdale Sun-Sentinel Broward County Defensive Player of the Year in 2010 at Northeast High... As a senior, led school to its best record in nearly 30 years, finishing 9-4 and reaching the 6A Regional final.

## 50 GREATEST VIKINGS HONORED DURING VIKINGS 50TH SEASON

The 50 Greatest Vikings were recognized as the pinnacle of a season-long celebration of the club's 50th season in 2010. The Vikings legends took part in a weekend of activities leading up to the regular season home finale vs. Chicago on 12/20/10.

### 50 GREATEST VIKINGS


#### PLAYER, POSITION

#### SEASONS

|                       |              |
|-----------------------|--------------|
| Grady Alderman, T     | 1961-74      |
| Jared Allen, DE       | 2008-13      |
| Matt Birk, C          | 1998-2008    |
| Matt Blair, LB        | 1974-85      |
| Bill Brown, RB        | 1962-74      |
| Joey Browner, S       | 1983-91      |
| Bobby Bryant, CB      | 1967-80      |
| Anthony Carter, WR    | 1985-93      |
| Cris Carter, WR       | 1990-2001    |
| Fred Cox, K           | 1963-77      |
| Daunte Culpepper, QB  | 1999-2005    |
| Chris Doleman, DE     | 1985-93, '99 |
| Carl Eller, DE        | 1964-78      |
| Chuck Foreman, RB     | 1973-79      |
| John Gilliam, WR      | 1972-75      |
| Bud Grant, Head Coach | 1967-83, '85 |
| Wally Hilgenberg, LB  | 1968-79      |
| Steve Hutchinson, G   | 2006-11      |
| Tim Irwin, T          | 1981-93      |
| Steve Jordan, TE      | 1982-94      |
| Tommy Kramer, QB      | 1977-89      |
| Paul Krause, S        | 1968-79      |
| Gary Larsen, DT       | 1965-74      |
| Carl Lee, CB          | 1983-93      |
| Jim Marshall, DT      | 1961-79      |

|                      |                 |
|----------------------|-----------------|
| Randall McDaniel, G  | 1988-99         |
| Keith Millard, DT    | 1985-91         |
| Randy Moss, WR       | 1998-2004, '10  |
| Dave Osborne, RB     | 1965-75         |
| Alan Page, DT        | 1967-78         |
| Adrian Peterson, RB  | 2007-present    |
| John Randle, DT      | 1990-2000       |
| Ahmad Rashad, WR     | 1976-82         |
| Ed Sharockman, CB    | 1962-72         |
| Jeff Siemon, LB      | 1972-82         |
| Robert Smith, RB     | 1993-2000       |
| Scott Studwell, LB   | 1977-90         |
| Doug Sutherland, DT  | 1971-81         |
| Fran Tarkenton, QB   | 1961-66, '72-78 |
| Henry Thomas, DT     | 1987-94         |
| Mick Tingelhoff, C   | 1962-78         |
| Stu Voigt, TE        | 1970-80         |
| Gene Washington, WR  | 1967-72         |
| Ed White, G          | 1969-77         |
| Sammy White, WR      | 1976-86         |
| Kevin Williams, DT   | 2003-13         |
| Antoine Winfield, CB | 2004-12         |
| Roy Winston, LB      | 1962-76         |
| Ron Yary, T          | 1968-81         |
| Gary Zimmerman, T    | 1986-92         |





## NICK EASTON #62

**POSITION:** CENTER  
**HEIGHT/WEIGHT:** 6-3/303  
**DOB:** 6-16-92  
**HOMETOWN:** LENOIR, N.C.

**COLLEGE:** HARVARD  
**ACQUIRED:** T (SF) '15  
**NFL SEASON:** 2  
**VIKINGS SEASON:** 2

**2016 GP/GS**

0/0

**Career GP/GS**

0/0

**Playoffs GP/GS**

0/0

- Joined Vikings in a trade from San Francisco in October 2015.
- Part of Harvard's undefeated season as a senior.

**OFF THE FIELD** Majored in economics...Joins former Vikings standout C Matt Birk as former Harvard players to suit up at center for the Vikings...Teammates in San Francisco with fellow lineman Alex Boone and played for 49ers when current Vikings offensive line coach Tony Sparano was tutoring the Niners TEs.


**PRO** Joined Vikings from San Francisco in trade during 2015 bye week...Inactive for each game with Vikings...Was traded 2 times during his rookie campaign, sent from Baltimore to San Francisco on 9/5/15 and from San Francisco to Minnesota on 10/6/15...Originally signed as a rookie free agent by Baltimore on 5/8/15.

**2016** Inactive vs. Green Bay (9/18) and at Tennessee (9/11).

**2015** Spent final 12 regular season games and the Wild Card playoff week with Vikings on the 53-man roster but was inactive for each game...Joined Vikings in trade on 10/6...Was active for 49ers for a pair of games but did not see game action...Active for 1st career game as a member of 49ers at Arizona (9/27), but did not play...Active but did not play vs. Green Bay (10/4)...Traded to San Francisco from Baltimore on 9/5...Joined Ravens as a rookie free agent following the 2015 NFL Draft where he competed in training camp and preseason.

**COLLEGE** Part of Ivy League championship at Harvard as a senior, posting an undefeated record...Honored as a 3rd-Team AP FCS All-American as a senior...Earned 1st-Team All-Ivy as a junior and senior...Started all 10 games as a senior in 2014.

**PREP** Was named All-State as a senior in football at Hibrten HS in Lenoir, NC...Team captain as a senior...Helped football squad to 1st-ever undefeated season as a senior...All-Conference and All-County as a junior and senior in football...Standout in discus, earning conference and county titles.



## RHETT ELLISON #85

**POSITION:** TIGHT END  
**HEIGHT/WEIGHT:** 6-5/250  
**DOB:** 10-3-88  
**HOMETOWN:** PORTOLA VALLEY, CA

**COLLEGE:** SOUTHERN CALIFORNIA  
**ACQUIRED:** D4b (#128) '12  
**NFL SEASON:** 5  
**VIKINGS SEASON:** 5

**2016 GP/GS**

2/0

**Career GP/GS**

60/35

**Playoffs GP/GS**

1/0

- Father, Riki, was a 3-time Super Bowl champ and 10-year LB with San Francisco (1983-89) and the LA Raiders (1990-92).
- Spent 3 years in his father's homeland, attending school and playing rugby and cricket in Christchurch, New Zealand, and returned for a visit with his father during the 2015 offseason.

**OFF THE FIELD** Married to Raina in spring 2016...Earned bachelor's degree in international relations in spring 2011 and master's degree in communication management in 2013 off-season...Father, Riki, was a USC standout at LB from 1978-82, helping the Trojans to the 1978 National Championship, and played for the Trojans when Vikings offensive coordinator Norv Turner served on coaching staff...Riki went on to a 10-year NFL career with San Francisco (1983-89) and LA Raiders (1990-92)...Sister, Wesley, played water polo at Michigan and continues to work in the UM athletic department...Father was the 1st New Zealander to play in the NFL, and Rhett lived in New Zealand from age 4-7...Returned to visit New Zealand and the famous All Blacks rugby team during the 2015 offseason...Has family ties to the Twin Cities and his mother grew up in Edina...Uncle, Dave Maley, played in the NHL.

**PRO** Recorded a career-long 41-yard reception from QB Teddy Bridgewater at Arizona (12/10/15)...Caught his 1st NFL TD on a 12-yard pass from Christian Ponder at Green Bay (11/24/13).

**2016** Subbed and competed on offense and special teams vs. Green Bay (9/18) and in the season opener at Tennessee (9/11).

**2015** Valuable part of the Vikings running game as a blocker and capable receiver...Had season cut short by knee injury suffered at Green Bay (1/3/16) in regular season finale...Helped Vikings claim NFC North title with 11-5 mark, winning division crown in final game of the regular season at Green Bay, snapping the 4-season streak the Packers had held...Placed on injured reserve on 1/6/16 and missed Wild Card playoff game...Helped Adrian Peterson lead the NFL in rushing with 1,485 yards on the ground...Caught lone TD of season at Oakland (11/15) on an 11-yarder from Teddy Bridgewater...Helped pave way for Peterson to earn 1st-Team Associated Press All-Pro honors, a Pro Bowl berth and win FedEx Ground Player of the Year...Peterson broke the 100-yard mark in 7 games and cracked the 200-yard plateau at Oakland (11/15), for the 6th time in his career, to tie the NFL record with O.J. Simpson.

**2014** Had a breakout season in 2014 in his 1st year in Offensive Coordinator Norv Turner's system, setting career highs in receptions (19), receiving yards (208), long receptions (40) and starts (13)...Doubled his career receptions, receiving yards and TDs in his 3rd NFL season...Saw more time as a pass-catching TE after spending most of his opening 2 seasons as a blocker and special teams player...Caught a career-best 4 passes from rookie QB Teddy Bridgewater in the Vikings win vs. Washington

(11/2), helping the offense also rush for 3 TDs...Caught his 2nd career TD on a 7-yard pass from Bridgewater when the Vikings visited Chicago (11/16)...Hauled in a career-high 47 receiving yards, along with a career-long 40-yard catch at Miami (12/21).

**2013** Appeared in 11 games, starting 6 of them during his 2nd NFL season...Started the season opener at Detroit (9/8), serving as the lead blocker on Adrian Peterson's 78-yard TD run on the Vikings 1st play from scrimmage...Hauled in his 1st career TD on a 12-yard pass from Christian Ponder at Green Bay (11/24)...Had a season-best 2 catches at Cincinnati (12/22)...2 separate injuries held him out of 5 games throughout the course of the season...Spent time on special teams, recording 3 tackles on the season...Had 4 of his 5 receptions result in 1st downs for the Vikings.

**2012** Started 7 games as a rookie, playing in all 16 regular season games and the Wild Card playoff at Green Bay...Regular on special teams units, ranked 3rd on team with 13 special teams tackles...Had season-best 2 catches with a long of 29 vs. Tennessee (10/7)...Hauled in 16-yard catch at Washington

**ELLISON'S NFL TOTALS**

| Year         | GP/GS        | RECEIVING |            |             |           |          |          | TD        | 2 PT | STT |
|--------------|--------------|-----------|------------|-------------|-----------|----------|----------|-----------|------|-----|
|              |              | No.       | Yds.       | Avg.        | Lg        | TD       | 2 PT     |           |      |     |
| 2012 (Min)   | 16/7         | 7         | 65         | 9.3         | 29        | 0        | 0        | 0         | 13   |     |
| Playoffs     | 1/0          | 0         | 0          | 0.0         | 0         | 0        | 0        | 0         | 0    |     |
| 2013 (Min)   | 11/6         | 5         | 61         | 12.2        | 17        | 1        | 0        | 0         | 3    |     |
| 2014 (Min)   | 16/13        | 19        | 208        | 10.9        | 40        | 1        | 1 (rec)  | 7         |      |     |
| 2015 (Min)   | 15/9         | 11        | 124        | 11.3        | 41        | 1        | 0        | 2         |      |     |
| 2016 (Min)   | 2/0          | 0         | 0          | 0/0         | 0         | 0        | 0        | 0         |      |     |
| <b>Total</b> | <b>60/35</b> | <b>42</b> | <b>458</b> | <b>10.9</b> | <b>41</b> | <b>3</b> | <b>1</b> | <b>25</b> |      |     |
| Playoffs     | 1/0          | 0         | 0          | 0.0         | 0         | 0        | 0        | 0         |      |     |

**SINGLE-GAME CAREER HIGHS**

Receptions..... 4..... vs. Washington, 11/2/14  
 Receiving Yards .....47..... at Miami, 12/21/14  
 Long Reception .....41..... at Arizona, 12/10/15  
 Receiving Touchdowns .....1..... 3x, last at Oakland, 11/15/15  
 2-Point Conversion .....1..... vs. Atlanta, 9/28/14 (receiving)  
 Forced Fumble.....1..... vs. Arizona, 10/21/12  
 Special Teams Tackles .....2..... 6x, last vs. St. Louis, 11/8/15

(10/14)...Played as an in-line TE and out of the backfield, paving the way for 2012 NFL MVP Adrian Peterson to rush for 2,097 yards, the 2nd-best season in NFL history...Started 1st career game at Detroit (9/30).

**COLLEGE** Started 31 career games...Versatile performer who saw time at TE and FB while excelling on special teams as well...Was a full-time starter as a sophomore and junior before moving to FB as a senior...Started all 25 games over his final 2 seasons...Served as a team captain as a senior...Garnered 1st-Team All-Pac 12 honors as a special teamer as a senior in 2011...Earned Honorable Mention All-Pac 10 as a junior...Named USC's Co-Lifter of the Year as a junior and won team's Leadership Award...Scored final collegiate TD in final game as a Trojan against UCLA in 2011...Had career-high 45 yards receiving at Minnesota as a junior in 2010...Scored career-best 3 TDs in 2010, catching TDs against Hawaii, Arizona and UCLA...Scored 1st career TD against San Jose State in 2009.

**PREP** Standout TE and LB at St. Francis High in Mountain View, CA...Earned SuperPrep All-Far West and Prep Star All-West honors as a senior.

**ELLISON'S TOUCHDOWNS**

| Game                  | Play                        |
|-----------------------|-----------------------------|
| @ Green Bay, 11/24/13 | 12 pass from C. Ponder      |
| @ Chicago, 11/16/14   | 7 pass from T. Bridgewater  |
| @ Oakland, 11/15/15   | 11 pass from T. Bridgewater |
| <b>Total</b>          | <b>3 (3 receiving)</b>      |



**ANTONE EXUM, JR. #33**

**POSITION:** SAFETY  
**HEIGHT/WEIGHT:** 6-0/219  
**DOB:** 2-27-91  
**HOMETOWN:** GLEN ALLEN, VA

**COLLEGE:** VIRGINIA TECH  
**ACQUIRED:** D6a (#182) '14  
**NFL SEASON:** 3  
**VIKINGS SEASON:** 3

|            |              |                |
|------------|--------------|----------------|
| 2016 GP/GS | Career GP/GS | Playoffs GP/GS |
| IR         | 27/2         | 0/0            |

- Active with Vikings breast cancer awareness causes.
- Started 1st career game at Atlanta (11/29/15).

**OFF THE FIELD** Graduated with a degree in finance and is completing coursework for a 2nd degree in marketing...Mother, a breast cancer survivor, served as the Honorary Captain for the team's game vs. Detroit (10/12/14).

**PRO** Earned a pair of starts in 2015, opening games at Atlanta and vs. Seattle...Played in 12 games before going on injured reserve (12/18/15)...Saw time in 15 games in 2014, the 2nd most by a Vikings rookie behind DT Shamar Stephen, who played in every game...Saw time on defense in regular season

opener win at St. Louis (9/7/14)...1st 5 drafted by the Vikings since Harrison Smith (29th overall in 2012)...Highest selection of the 3 DBs picked in the Vikings 2014 draft class.

**2016** Placed on Injured Reserve on 8/31/16.

**2015** Started 2 of the 12 games he played...Placed on injured reserve 12/8...Made 1st career start at Atlanta (11/29) and followed it a week later vs. Seattle (12/6)...Replaced injured Harrison Smith in 1st start and injured Andrew Sendejo in the 2nd...Notched career-high 9 tackles to lead the team at Atlanta, including 6 solo stops, a tackle for loss and recovered a fumble after LB Anthony Barr made a big play down the field to strip the Falcons ballcarrier and negate a big gain...Forced and recovered the fumble on same play vs. Seattle (12/6), stripping RB Thomas Rawls on the opening drive of the game.



**2014** Tied for 5th on team with 7 special teams tackles...Had 3 special teams tackles in the final 4 games of the season...Saw action in season opener at St. Louis (9/7)...Played in 1st home game vs. New England (9/14)...Had 1 special teams tackle vs. Detroit (10/12)...Inactive for game vs. Washington (11/2)...Notched season-high 2 special teams tackles vs. NY Jets (12/7)...Had tackle on defense at Detroit (12/14).

**COLLEGE** Started the final 30 games he appeared in, totaling 35 starts in 44 games played...Versatile player who saw time at multiple positions while at Virginia Tech, playing S and nickel in 2010, S and rover in 2011, CB in 2012 and S in 2013...Named 2nd-Team All-ACC and SI Honorable Mention All-American in 2012 after recording a career-high 5 INTs and 48 tackles...Named 2012 Russell Athletic Bowl MVP after snaring an INT in the win over Rutgers.

**PREP** Was an offensive standout at Deep Run HS in Glen Allen, VA, accounting for 2,357 yards and 30 TDs during his senior year...Excelled on both sides of the ball and was ranked the No. 38 athlete prospect in the nation by Rivals...Named to PrepStar's All-Atlantic Region Team as a QB as well as a 1st-Team All-Metro selection as a defender by the Richmond Times-Dispatch.



**Antone Exum, the son of a breast cancer survivor, helps raise awareness of the disease through the Crucial Catch campaign and the Vikings luncheon honoring women each October.**

**EXUM'S NFL TOTALS**

| Year.....           | GP/GS       | Tackles         |          |           |            |          | PBU      | TFL        | QBH      | FF/FR      | Special Teams |
|---------------------|-------------|-----------------|----------|-----------|------------|----------|----------|------------|----------|------------|---------------|
|                     |             | Solo            | Asst.    | Total     | Sacks      | INTs     |          |            |          |            |               |
| 2014 (Min).....     | 15/0        | 2               | 0        | 2         | 0.0        | 0        | 0        | 0.0        | 0        | 0/0        | 7             |
| 2015 (Min).....     | 12/2        | 12              | 4        | 16        | 0.0        | 0        | 0        | 1.0        | 0        | 1/2        | 6             |
| 2016 (Min).....     | 0/0         | INJURED RESERVE |          |           |            |          |          |            |          |            |               |
| <b>Totals .....</b> | <b>27/2</b> | <b>14</b>       | <b>4</b> | <b>18</b> | <b>0.0</b> | <b>0</b> | <b>0</b> | <b>1.0</b> | <b>0</b> | <b>1/2</b> | <b>13</b>     |

**SINGLE-GAME CAREER HIGHS**

- Tackles ..... 9..... at Atlanta, 11/29/15
- Solo Tackles ..... 6..... at Atlanta, 11/29/15
- Forced Fumble.....1..... vs. Seattle, 12/6/15
- Fumble Recovery.....1..... at Atlanta, 11/29/15; vs. Seattle, 12/6/15
- Special Teams Tackles.....2..... vs. NY Jets, 12/7/14; at Oakland, 11/15/15



**ISAME FACIANE #69**

**POSITION:** GUARD  
**HEIGHT/WEIGHT:** 6-4/302  
**DOB:** 5-11-91  
**HOMETOWN:** SLIDELL, LA

**COLLEGE:** FLORIDA INTERNATIONAL  
**ACQUIRED:** UDFA '14  
**NFL SEASON:** 2  
**VIKINGS SEASON:** 2

|                   |                     |                       |
|-------------------|---------------------|-----------------------|
| <b>2016 GP/GS</b> | <b>Career GP/GS</b> | <b>Playoffs GP/GS</b> |
| PS                | 0/0                 | 0/0                   |

- Spent the entire 2014 and 2015 seasons on the Vikings practice squad after signing as undrafted free agent after the 2014 NFL Draft.
- Transitioned to play offensive line in 2015 after playing defensive line as a rookie.

**OFF THE FIELD** Majored in Liberal Arts at Florida International...Enjoys cooking, which he learned from his grandmother...Raised by his grandparents...Family affected by Hurricane Katrina in August 2005...Played at Florida International under head coach Ron Turner, the brother of Vikings Offensive Coordinator Norv Turner.

**PRO** Spent all of 2015 on Vikings practice squad working on his new position at guard after coming to the Vikings as a rookie defensive lineman in 2014...Spent rookie season working with Vikings defensive line on practice squad...Signed with the Vikings as an undrafted free agent following the 2014 NFL Draft...Went through training camp and the preseason with the Vikings before being released during final roster cuts...Spent the entire 2014 season on the Vikings practice squad.

**2016** Joined the Vikings practice squad on 9/4/16.

**2015** Was a member of the Vikings practice squad for the entire 2015 season...Went through training camp and preseason before being waived on 9/5 and signed to practice squad on 9/6 where he spent the rest of the season.

**2014** Was a member of the Vikings practice squad for the entire season after going through training camp and preseason with the club...Released on 8/30 and signed to practice squad on 8/31...signed as an undrafted free agent on 5/13.

**COLLEGE** Earned Honorable Mention All-Conference USA after a strong senior campaign...Notched a career-high 53 tackles in 12 appearances, 11 starts, in his final season...Blocked a 44-yard FG as time expired to seal a victory over Southern Mississippi...Became the 4th player in school history to block multiple kicks in a season...Started 29-of-49 games during 4-year career...Sun Belt Defensive Player of the Week as a sophomore after recovering a fumble and returning it 51 yards for a TD in a 17-10 victory over Central Florida.

**PREP** Standout at Salmen High in Slidell, LA...Named to 4A All-State Football Team...2009 All-District Defensive Player of the Year...All-District as a junior and senior...State runner-up in powerlifting in 2009...Competed in shot, discus and javelin.



## SHARRIF FLOYD #73

**POSITION:** DEFENSIVE TACKLE

**HEIGHT/WEIGHT:** 6-3/311

**DOB:** 5-28-91

**HOMETOWN:** PHILADELPHIA, PA

**COLLEGE:** FLORIDA

**ACQUIRED:** D1a (#23) '13

**NFL SEASON:** 4

**VIKINGS SEASON:** 4

**2016 GP/GS**

1/0

**Career GP/GS**

44/24

**Playoffs GP/GS**

1/1

• The 1st of 3 players drafted in the 1st round by the Vikings in 2013, only the 2nd time the Vikings have had 3 picks in the 1st round and 1st time by an NFL team since St. Louis in 2001.

• Will play 1st career game back in his native Philadelphia in 2016 when the Vikings visit the Eagles on 10/23/16.

**OFF THE FIELD** Visited and spoke to Gainesville elementary students while at Florida...Position coach at Florida was former NFL All-Pro DT Bryant Young...Majored in social and behavioral sciences...Switched jersey to #73 for the 2014 season, going back to his high school and college number after wearing #95 for his rookie NFL campaign...Visits St. Croix with teammate Linval Joseph, a native of the island, during offseason.

**PRO** Regular starter at DT and teamed with NT Linval Joseph to give the Vikings a tough interior tandem...Started 12 of the 13 games he played in regular season and started Wild Card Playoff game in 2015...Took over as a starter in 2nd season in 2014, making 11 starts in 14 appearances...Appeared in all 16 games during rookie season...Made 1st career start vs. Washington (11/7/15), finishing with 3 tackles...Selected #23 overall in 2013, the 3rd DT selected overall...Shared 1st NFL sack with Jared Allen during International Series game vs. Pittsburgh in London (9/29/13)...Was the 1st DT selected by the Vikings in the 1st round since 2003 when the club drafted Kevin Williams 9th overall...The 1st of 3 players drafted by the Vikings in the 1st round of 2013, marking only the 2nd time in team history the team had 3 picks in the 1st round and the 1st time for an NFL team since St. Louis did it in 2001... Was 1 of 8 Gators selected in the 2013 NFL Draft.

**2016** Was inactive (Knee) vs. Green Bay (9/18)...Part of a deep rotation on the defensive line in the season opener at Tennessee (9/11).

**2015** Helped Vikings defense climb from #25 in the NFL in rushing defense in 2014 to #17 in 2015...Part of defense that keyed Vikings 11-5 regular season mark that won the NFC North for the 1st time since 2009...Vikings ranked #13 in the NFL in total defense...Started 12 of the 13 games he played in and started Wild Card Playoff game vs. Seattle (1/10/16)...Missed 3

straight games mid-season with knee injury...Notched season-high 7 tackles in 3 different games...Posted 2.5 sacks on the season...Sacked Aaron Rodgers in regular season finale at Lambeau Field (1/3/16) en route to wrestling NFC North title away from Packers after 4-season hold on the crown.

**2014** Served as a regular starter during his 2nd NFL season...Part of a defense that, under 1st year Head Coach Mike Zimmer, was the most improved in the NFL in 2014, allowing 7.1 fewer points per game than in 2013...Recorded career highs in tackles (55), sacks (4.5), TFLs (11), and QB pressures (43)...Set career highs in tackles (9) and solo tackles (5) in the Vikings OT victory at Tampa Bay (10/26)...Recorded his 1st sack of the season on *Thursday Night Football* at Green Bay (10/2)...Had 3 straight games with at least 0.5 sack (at Buffalo, at Tampa Bay, vs. Washington)...Sacked Panthers QB Cam Newton on the 1st series of the Vikings 31-13 victory over Carolina, 1 of his 4.5 sacks on the season...Missed 2 games with a knee injury (vs. Green Bay, 11/23; at Detroit, 12/14).

**2013** Saw action in all 16 games, including 1 start, during his rookie season...Recorded the 1st sack of his career when he and Jared Allen shared a sack on Pittsburgh's Ben Roethlisberger during the NFL International Series in London (9/29)...Notched 1st full sack vs. Carolina (10/13) when he wrapped up Panthers QB Cam Newton...Tipped a pass at the line of scrimmage vs. Cleveland (9/22) that resulted in an Erin Henderson INT, a turnover that resulted in a Viking score...Recorded a season-best 4 tackles at Baltimore (12/8)...Finished with 3 tackles in his 1st NFL start at Washington (11/7)...1 of 10 Vikings rookies to see action during the 2013 season.

**COLLEGE** Played in 37 career games, making 26 starts as a Gator...Declared for the NFL Draft following his junior season... Had 115 career tackles, 26.0 TFL, 4.5 sacks, a pass breakup, 3 blocked FGs and 1 FF...His 3 career kick/punt blocks is tied for 5th in school history...Appeared in and started all 13 games during the 2012 season and was named 1st-Team Defense AP All-SEC (DT), 1st-Team Defense Coaches' All-SEC (DL), Sporting News All-American, Phil Steele Postseason All-SEC 1st-Team (DL)...1st DL at Florida since 2001 to earn All-America honors... Recorded 46 tackles on the season and led the team with 13.0 TFL, added 1 forced fumble and 2 blocked kicks during his junior season...Recorded 5 tackles, including 2.0 sacks for a loss of 12 yards and blocked a field goal against his current Vikings teammate Teddy Bridgewater and Louisville in the Sugar Bowl... Started the final 11 games of the season at DE after being suspended for the 1st 2 games by the NCAA in 2011...Totaled 46 tackles, 6.5 TFL, 1.5 sacks, a pass breakup and a blocked kick during his sophomore campaign...Named to the 2010 Coaches' Freshman All-SEC Team...Had 23 tackles, 13 assisted and 10 solo, with 6.5 for loss in 2010...Was 1 of 7 true freshmen to make a start in 2010...Earned a starting spot and contributed 2 tackles, including 1 for loss, in the Gators' win over Penn State in the Outback Bowl.

**PREP** Was ranked the No. 1 DT by Scout.com and selected the Maxwell Football Club's National High School Player of the Year in 2009...Attended Philadelphia's George Washington High School...Garnered Public League Player of the Year accolades and was named to the All-City squad by the Daily News his senior year...Also named to the Daily News All-Decade Team as well as naming him the Public League Player of the Decade... Graduated with a 3.0 GPA.

### FIRST ROUND FOCUS

The Vikings feature 13 players who entered the NFL as a 1st-round draft choices, 11 of which were selected by the Vikings.

#### VIKINGS 1ST-ROUND TALENTS

| PLAYER, SCHOOL, POS., TEAM                      | SEASON, SELECTION |
|---|-------------------|
| Terence Newman, Kansas State, CB, Dallas        | 2003, #5          |
| Chad Greenway, Iowa, LB, Minnesota              | 2006, #17         |
| Adrian Peterson, Oklahoma, RB, Minnesota        | 2007, #7          |
| Andre Smith, Auburn, T, Cincinnati              | 2009, #6          |
| Matt Kalil, USC, T, Minnesota                   | 2012, #4          |
| Harrison Smith, Notre Dame, S, Minnesota        | 2012, #29         |
| <b>Sharrif Floyd, Florida, DT, Minnesota</b>    | <b>2013, #23</b>  |
| Xavier Rhodes, Florida State, CB, Minnesota     | 2013, #25         |
| Cordarrelle Patterson, Tennessee, WR, Minnesota | 2013, #29         |
| Anthony Barr, UCLA, LB, Minnesota               | 2014, #9          |
| Teddy Bridgewater, Louisville, QB, Minnesota    | 2014, #32         |
| Trae Waynes, Michigan State, CB, Minnesota      | 2015, #11         |
| Laquon Treadwell, Mississippi, WR, Minnesota    | 2016, #23         |

**FLOYD'S NFL TOTALS**

**Tackles**

| Year.....          | GP/GS        | Solo      | Asst.     | Total      | Sacks      | INTs     | PBU      | TFL         | QBH       | FF/FR      |
|--------------------|--------------|-----------|-----------|------------|------------|----------|----------|-------------|-----------|------------|
| 2013 (Min).....    | 16/1         | 17        | 12        | 29         | 2.5        | 0        | 4        | 7.5         | 7         | 0/0        |
| 2014 (Min).....    | 14/11        | 27        | 28        | 55         | 4.5        | 0        | 1        | 11.0        | 43        | 0/0        |
| 2015 (Min).....    | 13/12        | 21        | 16        | 37         | 2.5        | 0        | 1        | 7.0         | 20        | 0/0        |
| 2016 (Min).....    | 1/0          | 0         | 0         | 0          | 0.0        | 0        | 0        | 0.0         | 0         | 0/0        |
| <b>Totals.....</b> | <b>43/24</b> | <b>65</b> | <b>56</b> | <b>121</b> | <b>9.5</b> | <b>0</b> | <b>6</b> | <b>25.5</b> | <b>70</b> | <b>0/0</b> |

**SINGLE-GAME CAREER HIGHS**

Tackles ..... 9 .....at Tampa Bay, 10/26/14  
 Solo Tackles ..... 6 .....vs. Seattle, 12/6/15  
 Sack ..... 1.0 .....7x, last at Green Bay, 1/3/16  
 Passes Defensed ..... 1 .....6x, vs. Chicago, 12/20/15  
 QB Pressures ..... 6.....at Buffalo, 10/19/14; vs. Washington, 11/2/14; vs. Chicago, 12/28/14

**FLOYD'S SACKS**


| GAME                           | QB                      | SACK       |
|--------------------------------|-------------------------|------------|
| vs. Pittsburgh, 9/29/13.....   | Ben Roethlisberger..... | 0.5        |
| vs. Carolina, 10/13/13.....    | Cam Newton.....         | 1.0        |
| vs. Chicago, 12/1/13.....      | Josh McCown.....        | 1.0        |
| at Green Bay, 10/2/14.....     | Aaron Rodgers.....      | 1.0        |
| @ Buffalo, 10/19/14.....       | Kyle Orton.....         | 1.0        |
| @ Tampa Bay, 10/26/14.....     | Mike Glennon.....       | 1.0        |
| vs. Washington, 11/2/14.....   | Robert Griffin III..... | 0.5        |
| vs. Carolina, 11/30/14.....    | Cam Newton.....         | 1.0        |
| vs. San Diego, 9/27/15.....    | Philip Rivers.....      | 0.5        |
| vs. Kansas City, 10/18/15..... | Alex Smith.....         | 0.5        |
| vs. Chicago, 12/20/15.....     | Jay Cutler.....         | 0.5        |
| @ Green Bay, 1/3/16.....       | Aaron Rodgers.....      | 1.0        |
| <b>Total.....</b>              |                         | <b>9.5</b> |

**DOUBLE TROUBLE**

From 2013-15, Sharrif Floyd (9.5) and Tom Johnson (14) combined for 23.5 sacks, the 4th most by a pair of defensive tackles currently on the same NFC roster.

| RK | TEAM        | PLAYERS                         | SACKS |
|----|-------------|---------------------------------|-------|
| 1  | Tampa Bay   | Gerald McCoy & Clinton McDonald | 37.0  |
| 2  | Los Angeles | Aaron Donald & Michael Brockers | 30.5  |
| 3  | Carolina    | Kawann Short & Dwan Edwards     | 24.0  |
| 4  | Minnesota   | Tom Johnson & Sharrif Floyd     | 23.5  |





## BRANDON FUSCO #63

**POSITION:** GUARD  
**HEIGHT/WEIGHT:** 6-4/306  
**DOB:** 7-26-88  
**HOMETOWN:** CRANBERRY TOWNSHIP, PA

**COLLEGE:** SLIPPERY ROCK  
**ACQUIRED:** D6c (#172) '11  
**NFL SEASON:** 6  
**VIKINGS SEASON:** 6

**2016 GP/GS** 2/2      **Career GP/GS** 55/52      **Playoffs GP/GS** 2/2

- The highest-drafted player from Slippery Rock in school history and 1st to be invited to Senior Bowl and Combine.
- High school teammates with Packers G/T Don Barclay at Seneca Valley High and remains close friends.
- Part of Vikings OL in 2012 that started all 16 games as a unit, paving the way for Adrian Peterson to earn NFL MVP honors and rush for 2,097 yards, the 2nd-best total in NFL history.

**OFF THE FIELD** Majored in safety and environmental management at SRU, earning degree in December 2010...Has a twin brother, Josh, who played rugby at Clarion University...High school honor roll student...Helped teach kids about outdoor activities and fishing at the annual Lake Minnetonka Crappie Contest in 2013, sponsored by Minnesota Bound TV...High school teammates with Packers G/T Don Barclay at Seneca Valley High and remains close friends...Had his jersey #74 retired at Slippery Rock in Spring 2016 and was inducted into SRU Athletics Hall of Fame.

**PRO** Moved from RG to LG for 2015 and started every game for the NFC North champions...Helped Adrian Peterson lead the NFL in rushing for the 3rd time in Peterson's career in 2015...Signed a contract extension with the Vikings prior to the 2014 opener...Started the opening 3 games of the 2014 season before being placed on injured reserve with pectoral injury suffered at New Orleans (9/21/14)...Started all 15 games he appeared in during 2013, missing only the game vs. Philadelphia (12/15/13) due to a knee injury...Helped the Vikings rush for an NFL-best 23 TDs during 2013...Started all 16 games and Wild Card playoff game in 2012 at RG...Helped Peterson lead the NFL in rushing for the 2nd time in his career, the only Vikings player who has led the League in rushing...Saw time in 3 games during rookie season...Spent 13 weeks of his rookie season as an inactive player or did not play as he learned the NFL game...Became the 5th overall player and the highest-drafted player selected from Slippery Rock at #172 overall...Was the 1st SRU player to earn invites to the Senior Bowl and to the Scouting Combine.

**2016** Started at RG vs. Green Bay (9/18)...Started at RG for an offensive line that did not permit a sack at Tennessee (9/11).

**2015** Moved from RG to LG and started every game, helping Adrian Peterson lead the NFL in rushing for the 3rd time in his career and for the 2nd time with Fusco in the starting lineup...The Vikings line started every game as a unit for the NFC North champions, the only line in the NFL to do so in 2015...Part of an offensive line that paved the way for the #4-ranked rushing attack...Peterson amassed 1,485 yards and 11 TDs en route to 1st-Team All-Pro honors, a Pro Bowl berth and winning the FedEx Ground Player of the Year...Peterson broke the 100-yard mark 7 times on the season and had a season-best 203 yards at Oakland (11/15), matching the NFL record with O.J. Simpson for most career 200-yard games.

**2014** Started the 1st 3 games of the season before suffering a season-ending injury at New Orleans (9/21)...Placed on injured reserve on 9/24...Signed a contract extension just prior to the beginning of the season...Part of an OL unit that didn't allow a sack in the 1st game of the season at St. Louis (9/7), just 1 of 5 teams to do so...Aided the Vikings rushing attack as they went

for 186 rushing yards on the day...Protected rookie QB Teddy Bridgewater in his 1st appearance, at New Orleans (9/21), before suffering an injury that sidelined him for the season.

**2013** Made 15 starts during his 2nd season as a full-time starter at RG...Part of an offensive line that helped the Vikings finish 8th in the NFL in total rushing yards (2,081) and 1st in rushing TDs (23)...Helped pave the way for Adrian Peterson's 79-yard TD run on the Vikings 1st offensive play of the season vs. Detroit (9/8)...Helped the team set a season-high 232 total rushing yards in a tie at Green Bay (11/24)...Blocked for Adrian Peterson's season-best 211 rushing yards on a career-high 35 carries vs. Chicago (12/1)...In the final game of the season and at Mall of America Field at HHH Metrodome vs. Detroit (12/29) helped Matt Asiata to rush for a career-high 115 yards.

**2012** Stepped into starting lineup at RG in his 2nd season...Part of Vikings offensive line that started all 16 games and the Wild Card playoff game as a unit...Started 1st career game in season opener vs. Jacksonville (9/9)...Helped Peterson bounce back from severe knee injury to rush for 2,097 yards, the 2nd-best single-season performance in NFL history, en route to earning NFL MVP honors...Peterson matched his own team record with 10 games of 100+ yards on the season.

**2011** Saw action in 3 games...Made NFL debut vs. Green Bay (10/23), getting time at RG in place of injured Anthony Herrera...Helped Adrian Peterson rush for season-high 175 yards in Packers game...Played at RG at Washington (12/24).

**COLLEGE** Ended collegiate career as one of the most decorated players in Slippery Rock history...Recognized by SRU in a 2016 ceremony in which his jersey number (74) was retired, just the third such honor in program history...Was 1st player in SRU history to be invited to NFL Scouting Combine and play in the Senior Bowl...Winner of the Gene Upshaw Award (top Division II offensive lineman) and the Division II Rimington Award (top centers in college football)...Earned All-America honors as a senior from AFCA, Daktronics and earned a spot on *Associated Press* Little All-America team honor non-Division I players...Named All-Pennsylvania State Athletic Conference - Western Division as a sophomore, junior and senior...Started all 44 games at Slippery Rock during his career...Named Offensive MVP as a junior...Moved from OT to C during spring practice of his redshirt freshman season...Redshirted in 2006.

**PREP** Standout OT at Seneca Valley High in Harmony, PA...Named to All-WPIAL Class AAA-1 team as a senior and was honorable mention Quad North All-Star as a junior...High school teammate of Green Bay Packers offensive lineman Don Barclay.

### FUSCO'S CAREER GAMES/STARTS

| Year          | GP/GS        |
|---------------|--------------|
| 2011 (Min)    | 3/0          |
| 2012 (Min)    | 16/16        |
| Playoffs      | 1/1          |
| 2013 (Min)    | 15/15        |
| 2014 (Min)    | 3/3          |
| 2015 (Min)    | 16/16        |
| Playoffs      | 1/1          |
| 2016 (Min)    | 2/2          |
| <b>Totals</b> | <b>55/52</b> |
| Playoffs      | 2/2          |



## CHAD GREENWAY #52

**POSITION:** LINEBACKER  
**HEIGHT/WEIGHT:** 6-3/237  
**DOB:** 1-12-83  
**HOMETOWN:** MT. VERNON, S.D.

**COLLEGE:** IOWA  
**ACQUIRED:** D1 (#17) '06  
**NFL SEASON:** 11  
**VIKINGS SEASON:** 11

**2016 GP/GS** 2/1      **Career GP/GS** 141/136      **Playoffs GP/GS** 5/5

- Ranks 4th in team history with 1,289 career tackles.
- Honored as 2015 **Byron "Whizzer" White Award** winner by NFL Players Association and named **Vikings Community Man of the Year** in 2011, 2014 and 2015.
- Vikings **Defensive MVP** in 2010, 2012 and 2013.

**OFF THE FIELD** Recognized as **2015 Vikings Community Man of the Year** for his generosity and charity in the Twin Cities and his home state of South Dakota, his 3rd time earning the honor...Has donated several "Chad's Lockers" to hospitals throughout the Upper Midwest, giving patients and their families a resource to find games and books...Works through his Lead The Way Foundation to enhance education and health opportunities for children...Honing his business acumen by partnering with locally owned Aspire Beverage company, joining the company in winter 2016...Raised on a farm in South Dakota and still involved in farming today, he has been active with the ANF- America Needs Farmers- efforts that have been re-kindled with the Iowa football program and Iowa Farm Bureau in recent years...Named **2015 Byron "Whizzer" White Award** winner from the NFLPA, the honor given by the players association, for his work in the community...Donated funds to build a new track at his alma mater, Mt. Vernon High School...Made generous donation of \$100,000 to Sanford Hospital in Sioux Falls, SD in spring 2008 to help children's cancer patients and families...Recognized by teammates as the 2007 winner of the Ed Block Courage Award for his dedication and effort coming back from season-ending knee injury as a rookie...Graduated with a degree in communication studies from Iowa...Married in July 2006 to Jennifer Capista, a former track and field athlete at Iowa...Couple has daughters Maddyn, Beckett and Blakely...Joins his wife in hosting the annual Greenway Gridiron Gallop 5K fun run on Father's Day...Grew up on a hog and crop farm in Mount Vernon, SD, which has a population under 400...Played 9-man football in high school...Had his high school jersey, #8, retired in a winter 2009 event at Mt. Vernon High.

**HONORS** 2012 *Associated Press* **2nd Team All-Pro**...Earned **Pro Bowl** berths in 2011 and 2012...Named by NFLPA as the

2015 recipient of the **Byron "Whizzer" White Award** for his efforts off the field...Recognized as 2012 **Korey Stringer Good Guy Award** winner...Selected as 2011, 2014 and 2015 **Vikings Community Man of the Year**...Named **Vikings Defensive MVP** in 2010, 2012 and 2013 by teammates...**NFC Defensive Player of the Week** at Detroit (9/20/09)...Voted by Vikings teammates as the **Ed Block Courage Award** winner in 2007.

**PRO** Ranks 4th in Vikings history with 1,289 career defensive tackles (not including special teams), trailing only Scott Studwell (1,928), Matt Blair (1,404) and Jeff Siemon (1,375)... Ranks 4th in team history for starts by a LB with 135, trailing only Studwell (160), Roy Winston (160) and Siemon (149)...Has 203 career yards on INT returns, 2nd-most by a Vikings LB in team history, trailing only Rip Hawkins (232)...Ranks 3rd in team history by a LB with 18.0 career sacks, trailing Blair (23) and Ed McDaniel (20.5)...Earned consecutive **Pro Bowl** berths in 2011 and 2012, the 1st Vikings LB to achieve the feat since Scott Studwell in 1987-88...Voted by teammates as **Defensive MVP** in 2010, 2012 and 2013...Led Vikings in tackles in 2008-2013 and ranked 2nd in 2007...Posted career-best 191 tackles in 2012...Tied Scott Studwell for the Vikings franchise record by leading the team in tackles for 6 straight seasons (2008-13)...Set career high with 22 tackles vs. Oakland (11/20/11), the 2nd-most in Vikings history behind Studwell's 24 at Detroit in 1985...Since spending his rookie season on injured reserve with a preseason knee injury, he played in 115 consecutive games before missing his 1st action in 8 seasons vs. Atlanta (9/28/14)...Has started 135 of the 140 career games he has played and all 5 playoff contests...From 2007-13, his 11 FRs ranks tied for 2nd in the NFL...Notched 6 takeaways in each 2007 and 2009...Named **NFC Defensive Player of the Week** for game at Detroit (9/20/09) when he had 3 takeaways (2 INT, 1 FR) and recovered an onside kick...Tied for NFL lead with 4 FRs in 2007 and tied for 2nd in 2009 with 3...Scored 1st career TD on a 37-yard INT return at NY Giants (11/25/07), part of a record-setting day against Giants as the Vikings returned 3 INTs for TDs...Helped Vikings tie team record with 6 INT returns TDs in 2007, matching the mark of the 1992 team...Helped Vikings rank #1 in the NFL against the run in 2007 and 2008...Is the only Iowa LB ever selected in the 1st round of the NFL Draft...Selected #17 overall in the 2006 NFL Draft and was the 3rd LB taken, behind only A.J. Hawk (#5) and Ernie Sims (#9).



Chad Greenway, the Vikings Community Man of the Year 3 times during his career and the 2015 NFLPA Whizzer White Award winner, has made an impact in the community in a variety of ways. One of his favorites is his annual Greenway Gridiron 5k on Father's Day.

**2016** Recorded 3 tackles (1 solo), including 1 TFL, vs. Green Bay (9/18)...Started his 141st-career game at Tennessee (9/11).

**2015** Saw action in every game with 12 starts...Helped Vikings rank #13 in total defense in NFL en route to winning the NFC North title for the 1st time since 2009...Started in Wild Card Playoff game vs. Seattle (1/10/16), his 5th career playoff game and start...Earned Vikings Community Man of the Year for the 2nd straight season and for the 3rd time in his career...Notched the longest INT-return TD of his career, a 91-yarder, vs. San Diego (9/27), the 5th-longest INT return in Vikings history and the 6th-longest by a LB in NFL history...Made 1st career start at MLB at Oakland (11/15), filling in for injured rookie Eric Kendricks.

**2014** Helped lead the most-improved defense in the NFL as the most experienced player on the defensive side of the ball...Was 1 of 3 returning starters on the Vikings defense in 2014, joining DE Brian Robison and S Harrison Smith...Sat out his 1st game (vs. Atlanta, 9/28) since the 2007 season with a rib injury, missing 4 total on the season...Despite playing in just 12 games, finished 2nd on the team with 115 (78 solo)...Recorded lone sack of the season vs. Washington (11/2), tying him for 4th in franchise history among Vikings LBs with 15.5 sacks in his career...Forced the 10th career fumble of his career at Buffalo (10/19)...Recorded 10+ tackles 7 times during the season, including a season-high 15 at Chicago (11/16)...Missed the final game of the season with a knee injury after suffering an injury the week before at Miami (12/21).

**2013** Played in all 16 games for the 6th consecutive season...Led the team in tackles (167) for the 6th straight season, tying former LB Scott Studwell's franchise record...Was voted by teammates as **Vikings Defensive MVP** for the 2nd consecutive season and 3rd time overall...Appeared in his 100th career game when the Vikings gave the Steelers in the NFL International Series in London (9/29)...The 7th Vikings player to record 1,000 career tackles when he tallied 7 at Dallas (11/3).

**2012** Named *Associated Press* **2nd-Team All-Pro**...Earned 2nd straight **Pro Bowl** berth...Selected by teammates as **Vikings Defensive MVP**...Helped key Vikings defensive effort that jumped from #21 overall to #16 in total defense...Led team with a career-best 191 tackles...Posted 10+ tackles in 11 games in regular season...Led team with 14 tackles in Wild Card Playoff game at Green Bay (1/5/13)...Had career-high 2.0 sacks in win San Francisco (9/23), catching Alex Smith twice.

**2011** Selected to **Pro Bowl** for the 1st time in his career...Led team with a then-career-best 174 tackles...Shattered his previous career-high tackles of 150 set in 2008...Set career-high and notched 2nd-best mark in team history with 22-tackle day vs. Oakland (11/20)...Notched 10+ tackles in 9 games during the season.

**2010** Recognized by teammates as **Vikings Defensive MVP**...Helped Vikings defense rank in NFL's top-10 for 3rd straight season...Led team in tackles for 3rd straight season with 149, just shy of his career-best 150...Notched 10+ tackles in 6 games during the season...Notched a sack vs. Arizona (11/7)...Recovered a Lions fumble on punt coverage vs. Detroit (9/26) that led to a Vikings TD...Posted 14 tackles vs. Detroit.

**2009** Led team in tackles for 2nd straight season...Posted team-high 6 takeaways (3 INTs, 3 FRs) which was tops for NFL LBs...Only the 3rd Vikings LB to have a 3-takeaway game at Detroit (9/20) with 2 INTs and a FR, returning an INT 36 yards for his season long...Earned 1st career **NFC Defensive Player of the Week** honor at Detroit...Key part of the Vikings defense that finished ranked #6 in the NFL for total defense for the 2nd straight year...Led team in tackles during NFC Championship game with 9...Posted 1st career playoff sack vs. Dallas in Divisional Playoff game against Tony Romo.

**2008** Led the team in tackles with 150 and posted the 4th-best total by a Vikings LB in team history with 5.5 sacks...Key part of the Vikings ranking #1 in the NFL against the run for the 3rd straight season...Helped Vikings rank #6 in the NFL in total defense, the highest rank since 1994...Had sacks in 3 straight games...Had 10+ tackles in 6 games...Led team with 10 tackles in Wild Card playoff game vs. Philadelphia (1/4/09).

**2007** Bounced back from knee injury that cost him his rookie year to lead the team in takeaways with 6...Led the team with 4 FFs and finished 2nd in tackles with 130...Part of record-setting defensive effort that matched the Vikings record with 6 INT-return TDs and posted team-best 3 INT-return TDs in a game at NY Giants (11/25), joining Darren Sharper and Dwight Smith scoring on returns...The 3 INT-return TDs tied for the 2nd-most in an NFL game...Scored 1st career TD on a 37-yard INT return at NY Giants (11/25) off Eli Manning, his 2nd straight week with an INT after picking Daunte Culpepper the week before.

**2006** Suffered torn ACL in left knee on kickoff coverage in the preseason opener vs. Oakland (8/14)...Placed on injured reserve on 8/17, ending his rookie season.

## TOPS IN STOPS

Chad Greenway continues to make a mark on the Vikings record book with his prolific performances, ranking 4th in franchise history in career tackles.

### VIKINGS CAREER TACKLES

| PLAYER, GAMES             | TACKLES      |
|---------------------------|--------------|
| Scott Studwell, 202       | 1,928        |
| Matt Blair, 160           | 1,404        |
| Jeff Siemon, 156          | 1,375        |
| <b>Chad Greenway, 142</b> | <b>1,292</b> |
| Alan Page, 160            | 1,118        |

### TACKLES BY A VIKING IN A GAME

| PLAYER, GAME                                 | TACKLES   |
|--|-----------|
| Scott Studwell, at Detroit (11/17/85)        | 24        |
| <b>Chad Greenway, vs. Oakland (11/20/11)</b> | <b>22</b> |
| Scott Studwell, at Pittsburgh (9/24/89)      | 21        |
| Ed McDaniel, at Green Bay (9/4/94)           | 21        |

### CONSECUTIVE SEASONS LEADING VIKINGS IN TACKLES

| PLAYER, SEASONS               | CONSECUTIVE SEASONS |
|-------------------------------|---------------------|
| Scott Studwell, 1980-85       | 6                   |
| <b>Chad Greenway, 2008-13</b> | <b>6</b>            |

### CAREER GAMES STARTED BY VIKINGS LBs

| PLAYER                              | STARTS     |
|-------------------------------------|------------|
| Scott Studwell (1977-90)            | 160        |
| Roy Winston (1962-76)               | 160        |
| Jeff Siemon (1972-82)               | 149        |
| <b>Chad Greenway (2006-Present)</b> | <b>136</b> |
| Matt Blair (1974-85)                | 130        |

## PICKIN' AND GRINNIN'

Chad Greenway owns 10 career INTs, tied for 7th in Vikings history by a LB and ranks 3rd among LBs with 18.0 sacks.

### VIKINGS CAREER SACKS BY LINEBACKERS

| PLAYER               | SACKS       |
|----------------------|-------------|
| Matt Blair           | 23.0        |
| Ed McDaniel          | 20.5        |
| <b>Chad Greenway</b> | <b>18.0</b> |

### VIKINGS CAREER INTERCEPTIONS BY LINEBACKERS

| PLAYER               | INTS      |
|----------------------|-----------|
| Matt Blair           | 16        |
| Lonnie Warwick       | 12        |
| Roy Winston          | 12        |
| Rip Hawkins          | 12        |
| Scott Studwell       | 11        |
| Jeff Siemon          | 11        |
| Jack Del Rio         | 10        |
| <b>Chad Greenway</b> | <b>10</b> |

**COLLEGE** A 2-time All-Big Ten selection who finished his career ranked 5th in Iowa history with 416 tackles...Started 38 of the 45 games he played in and recorded 10+ tackles in a game 25 times...Iowa's Co-MVP as a senior...His 156 tackles as a senior in '05 rank 3rd in school history...Earned 2nd-Team All-Big Ten honors as a sophomore...Redshirted in 2001.

**PREP** A 1st-Team All-State selection as a junior and senior and 3rd-Team as a sophomore at Mount Vernon (SD) High...Played 9-man football in high school...Led team to back-to-back state titles as a QB and FS...Named Gatorade Player of the Year for the state...Team captain in football for 3 straight years...Also lettered in basketball, baseball, and track...Won 4 events at the 2000 state track meet, including the triple jump.

**GREENWAY'S NFL TOTALS**

| Year.....            | GP/GS          | Tackles         |            |              | Sacks       | INTs            | PBU       | TFL         | QBH       | FF/FR        | Special Teams |
|----------------------|----------------|-----------------|------------|--------------|-------------|-----------------|-----------|-------------|-----------|--------------|---------------|
|                      |                | Solo            | Asst.      | Total        |             |                 |           |             |           |              |               |
| 2006 (Min).....      |                | INJURED RESERVE |            |              |             |                 |           |             |           |              |               |
| 2007 (Min).....      | 16/16          | 83              | 47         | 130          | 0.0         | 2 (37)          | 5         | 3.0         | 7         | 4/4          | 8             |
| 2008 (Min).....      | 16/15          | 103             | 47         | 150          | 5.5         | 0               | 8         | 8.0         | 11        | 3/0          | 2             |
| <i>Playoffs.....</i> | <i>1/1</i>     | <i>9</i>        | <i>1</i>   | <i>10</i>    | <i>0.0</i>  | <i>0</i>        | <i>1</i>  | <i>1.0</i>  | <i>1</i>  | <i>0/0</i>   | <i>1</i>      |
| 2009 (Min).....      | 16/16          | 88              | 39         | 127          | 0.0         | 3 (49)          | 7         | 4.0         | 4         | 1/3          | 1             |
| <i>Playoffs.....</i> | <i>2/2</i>     | <i>12</i>       | <i>5</i>   | <i>17</i>    | <i>1.0</i>  | <i>0</i>        | <i>2</i>  | <i>1.0</i>  | <i>1</i>  | <i>0/0</i>   | <i>0</i>      |
| 2010 (Min).....      | 16/16          | 106             | 43         | 149          | 1.0         | 0               | 2         | 10.0        | 1         | 1/1          | 5             |
| 2011 (Min).....      | 16/16          | 104             | 70         | 174          | 2.0         | 0               | 5         | 13.0        | 4         | 0/1          | 0             |
| 2012 (Min).....      | 16/16          | 121             | 70         | 191          | 3.0         | 1 (3)           | 7         | 7.0         | 6         | 0/2          | 0             |
| <i>Playoffs.....</i> | <i>1/1</i>     | <i>9</i>        | <i>5</i>   | <i>14</i>    | <i>0.0</i>  | <i>0</i>        | <i>1</i>  | <i>0.0</i>  | <i>0</i>  | <i>0/0</i>   | <i>0</i>      |
| 2013 (Min).....      | 16/16          | 113             | 54         | 167          | 3.0         | 3 (23)          | 7         | 10.0        | 11        | 0/0          | 0             |
| 2014 (Min).....      | 12/12          | 78              | 37         | 115          | 1.0         | 0               | 3         | 4.0         | 6         | 1/0          | 0             |
| 2015 (Min).....      | 16/12          | 61              | 25         | 86           | 2.5         | 1 (91t)         | 1         | 4.0         | 4         | 0/0          | 0             |
| <i>Playoffs.....</i> | <i>1/1</i>     | <i>4</i>        | <i>0</i>   | <i>4</i>     | <i>0.0</i>  | <i>0</i>        | <i>0</i>  | <i>0.0</i>  | <i>0</i>  | <i>0/0</i>   | <i>0</i>      |
| 2016 (Min).....      | 2/1            | 1               | 2          | 3            | 0.0         | 0               | 0         | 1.0         | 0         | 0/0          | 0             |
| <b>Total.....</b>    | <b>142/136</b> | <b>858</b>      | <b>434</b> | <b>1,292</b> | <b>18.0</b> | <b>10 (203)</b> | <b>45</b> | <b>64.0</b> | <b>54</b> | <b>10/11</b> | <b>16</b>     |
| <i>Playoffs.....</i> | <i>5/5</i>     | <i>34</i>       | <i>11</i>  | <i>45</i>    | <i>1.0</i>  | <i>0</i>        | <i>4</i>  | <i>2.0</i>  | <i>2</i>  | <i>0/0</i>   | <i>1</i>      |

**SINGLE-GAME CAREER HIGHS**

Tackles.....22..... vs. Oakland, 11/20/11  
 Solo Tackles.....15..... at Tampa Bay, 11/16/08  
 Sacks.....2.0..... vs. San Francisco, 9/23/12  
 QB Hurries.....3..... at Arizona, 12/14/08; vs. Chicago, 1/1/12  
 Passes Defensed.....3..... at Arizona, 12/14/08; @ Cleveland, 9/13/09  
 Interceptions.....2..... at Detroit, 9/20/09  
 Forced Fumbles.....2..... vs. Green Bay, 9/30/07  
 Fumble Recovery.....1..... 1x, last at St. Louis, 12/16/12  
 Tackles For Loss.....4.0..... vs. Oakland, 11/20/11

**GREENWAY'S INTERCEPTIONS**

**GAME**.....**QB**.....**INTs**  
 vs. Oakland, 11/18/07..... Daunte Culpepper.....1 (0)  
 @ NY Giants, 11/25/07..... Eli Manning.....1 (37t)  
 @ Detroit, 9/13/09..... Matthew Stafford.....2 (49)  
 vs. NY Giants, 1/3/10..... Eli Manning.....1 (0)  
 vs. Detroit, 11/11/12..... Matthew Stafford.....1 (3)  
 vs. Cleveland, 9/22/13..... Brian Hoyer.....1 (23)  
 vs. Pittsburgh, 9/29/13..... Ben Roethlisberger.....1 (0)  
 @ Baltimore, 12/8/13..... Joe Flacco.....1 (0)  
 vs. San Diego, 9/27/15..... Philip Rivers.....1 (91t)  
**Total.....** **10 (203)**

**GREENWAY'S TOUCHDOWNS**

**GAME**.....**Play**  
 @ NY Giants, 11/25/07.....37 INT return  
 vs. San Diego, 9/27/15.....91 INT return  
**Total.....** **2 (2 interception returns)**

**GREENWAY'S SACKS (\*Playoffs)**

**GAME**.....**QB**.....**SACKS**  
 vs. Carolina, 9/21/08..... Jake Delhomme.....1.0  
 vs. Houston, 11/2/08..... Matt Schaub.....1.0  
 vs. Green Bay, 11/9/08..... Aaron Rodgers.....1.0  
 @ Tampa Bay, 11/16/08..... Jeff Garcia.....1.0  
 @ Arizona, 12/14/08..... Kurt Warner.....1.0  
 vs. NY Giants, 12/28/08..... David Carr.....0.5  
 vs. Dallas, 1/17/10\*..... Tony Romo.....1.0  
 vs. Arizona, 11/7/10..... Derek Anderson.....1.0  
 vs. Oakland, 11/20/11..... Carson Palmer.....1.0  
 vs. Chicago, 1/1/12..... Josh McCown.....1.0  
 vs. San Francisco, 9/23/12..... Alex Smith.....2.0  
 @ St. Louis, 12/16/12..... Sam Bradford.....1.0  
 vs. Pittsburgh, 9/29/13..... Ben Roethlisberger.....1.0  
 vs. Green Bay, 10/27/13..... Aaron Rodgers.....1.0  
 vs. Chicago, 12/1/13..... Josh McCown.....1.0  
 vs. Washington, 11/2/14..... Robert Griffin III.....1.0  
 @ San Francisco, 9/14/15..... Colin Kaepernick.....0.5  
 @ Detroit, 10/25/15..... Matthew Stafford.....1.0  
 vs. Chicago, 12/20/15..... Jay Cutler.....1.0  
**Total.....** **19.0**



## EVERSON GRIFFEN #97

**POSITION:** DEFENSIVE END  
**HEIGHT/WEIGHT:** 6-3/273  
**DOB:** 12-22-87  
**HOMETOWN:** AVONDALE, AZ

**COLLEGE:** SOUTHERN CALIFORNIA  
**ACQUIRED:** D4 (#100) '10  
**NFL SEASON:** 7  
**VIKINGS SEASON:** 7

| 2016 GP/GS | Career GP/GS | Playoffs GP/GS |
|------------|--------------|----------------|
| 2/2        | 92/34        | 2/1            |

- Earned 1st career **Pro Bowl** berth in 2015.
- Scored 2nd career TD on a 43-yard blocked punt return vs. Carolina (11/30/14), a day the team set a record with 2 blocked punt return TDs.
- Ranks 6th in the NFL over 2014-15 seasons with 22.5 sacks.
- Attended same high school, Agua Fria in Avondale, AZ, as Vikings Hall of Famer Randall McDaniel.

**OFF THE FIELD** Spearheaded the Bowl with the Vikings fundraiser for the Vikings Children's Fund during the 2015 season... Active in the *Leaders of Tomorrow* program that makes meals available for school-age kids in Minnesota...Married, has 2 sons, Greyson and Ellis...Takes part in the annual Vikings blood drive and community events with teammates...Has adopted a family during Holiday season to help spread some Christmas cheer...Majored in sociology at USC...Enjoys being on the water in his free time, with boating, wave runners and water skiing among his favorite activities...Enjoys fishing...Looked up to Vikings legend Randall McDaniel as a young athlete.

**HONORS** Earned **Pro Bowl** honors in 2015...Named **NFC Defensive Player of the Week** for game at Green Bay (1/3/16)... Named **NFC Defensive Player of the Month** in October 2014...2014 **Vikings Defensive MVP**.

**PRO** Named to 1st **Pro Bowl** following 2015 season...Led Vikings with 10.5 sacks in 2015...Earned **NFC Defensive Player of the Week** in 2015 regular season finale when team clinched NFC North title on Packers home field, taking the title away after a 4-year streak of Green Bay holding it...Has 8.0 career sacks against rival Aaron Rodgers of the Packers, including playoffs, including 3 in 2015...Has scored 2 career TDs, 1 on an INT return at St. Louis (12/16/12) and the 2nd on a blocked punt return vs. Carolina (11/30/14)...Named the Vikings 2014 **Defensive MVP**...Re-signed with Vikings prior to the opening of free agency in 2014 offseason...Named **NFC Defensive Player of the Month** in October 2014 after recording 6.0 sacks and a FF in 4 contests...Recorded 5.5 sacks in 2013, including 2.5 in the last 2 games of season...Had 1st FF of his career vs. Pittsburgh in the NFL International Series in London (9/29/13)...Made impact on Vikings defense in 2012, ranking 3rd on team with 8.0 sacks...Scored 1st career TD on 1st career INT at St. Louis

(12/16/12), taking back a Sam Bradford pass 29 yards for a TD... Posted career-best 3.0 sacks vs. Green Bay (12/30/12) in regular season finale, a must-win game that gave the Vikings a playoff berth...Ranked 4th on team in 2011 with 4.0 sacks despite not starting a game...Notched 18 special teams tackles in 2011 to rank #2 on team...Carved out role on special teams to get playing time as a rookie, seeing action in final 11 games of season... Burst onto scene with 5 tackles in his 1st career game, at Green Bay (11/21/10)...Selected with the 2nd pick in the 4th round of the 2010 NFL Draft, the 100th player selected overall...Declared for draft as a junior.

**2016** Totaled 3 tackles (2 solo), including 2 TFL and 1 sack, 5 QBHs and 1 FF vs. Green Bay (9/18)...Tallied 3 tackles (all solo) and 5 QBHs in the season opener at Tennessee (9/11).

**2015** Keyed Vikings run to NFC North title and playoff berth by leading team in sacks with 10.5...Earned **Pro Bowl** honors for the 1st time in his career and was tabbed **NFC Defensive Player of the Week** at Green Bay (1/3/16)...Helped Vikings defense rank #13 in total defense...Earned NFC honors for Green Bay game when he had 6 tackles, 2 sacks and forced a fumble on a sack that was returned 55 yards for a TD by Captain Munnerlyn to help win at Lambeau Field for the 1st time since 2009 and wrestle the NFC North title away from the Packers after 4 years...Started playoff game vs. Seattle (1/10/16) and notched a sack on Russell Wilson...Had 3-game streak with a sack in middle of season, at Oakland, vs. Green Bay and at Atlanta... Had season-high 6 tackles at Green Bay (1/3/16) and in Wild Card playoff game vs. Seattle (1/10/16).

**2014** Had a breakout season in his 1st year as a full-time starter, helping the Vikings defense have the most improved defense in the NFL in 2014... 2014 **Vikings Defensive MVP**... Recorded a career-best 12.0 sacks on the season in 16 contests...Started 16 games after entering the season after posting 1 start in his opening 4 seasons...Named **NFC Defensive Player of the Month** in October after recording 6.0 sacks and a FF in 4 games...Returned a Jasper Brinkley blocked punt 43 yards vs. Carolina (11/30) for the longest blocked punt return TD in franchise history and the 2nd Vikings blocked punt return TD on the day, a franchise record and tying an NFL record for 2 blocked punt return TDs by the same team in 1 game...Recorded a sack in 5 consecutive games, the longest streak in his career... Had career day at Buffalo (10/19) when he recorded a career-high 9 tackles and tied a career-high with 3.0 sacks...Notched multiple sacks in 3 games, including the season-opening win at St. Louis.

**2013** Saw action along the defensive line in all 16 games... Finished with 5.5 sacks, including 2.5 in the final 2 games of the season...Recorded the game-winning strip-sack against Pittsburgh in the NFL International Series in London (9/29), the 1st FF of his career...Tipped a Jay Cutler pass at Chicago (9/15) that led to a Kevin Williams interception in the endzone for a touchdown...Recorded sacks in back-to-back games twice during the season...Had a career-best 6 tackles and tied a career high with 3.0 TFLs at Cincinnati (12/22).

**2012** Came on strong late in season, posting 5.0 sacks, 1 INT, 1 TD and 16 QB hurries in the final 7 games...Had a sack in his playoff debut at Green Bay (1/5/13) in NFC Wild Card game... Posted career-best 3.0 sacks vs. Green Bay (12/30) in regular season finale win over Packers that gave the Vikings a playoff

### GRIFFEN GRINDING

Everson Griffen ranked 6th in the NFL over the 2014-15 seasons with 22.5 sacks, ranking 2nd among DEs behind only J.J. Watt. Since taking over as the starter in 2014, he has notched 10+ sacks each season- 12.0 in 2014 and 10.5 in 2015.

| 2014-15 NFL SACKS                     | SACKS       |
|---------------------------------------|-------------|
| J.J. Watt, Houston, DE                | 38.0        |
| Justin Houston, Kansas City, LB       | 29.5        |
| Von Miller, Denver, LB                | 25.0        |
| Elvis Dumervil, Baltimore, LB         | 23.0        |
| Ryan Kerrigan, Washington, LB         | 23.0        |
| <b>Everson Griffen, Minnesota, DE</b> | <b>22.5</b> |
| Ezekiel Ansah, Detroit, DE            | 22.0        |



berth...Started 1st career game at Houston (12/23)...Scored 1st career TD on 1st career INT at St. Louis (12/16/12), taking back a Sam Bradford pass 29 yards for a TD...His 29-yard INT return TD ranks as the 4th-longest in Vikings history by a defensive lineman...Posted a 22-yard sack against Andrew Luck at Indianapolis (9/16), the 3rd-longest sack in team history.

**2011** Played in all 16 games, notching 4.0 sacks (4th on team)...Ranked 2nd on team with 18 special teams tackles... Posted 1st career sack vs. Tampa Bay (9/18) when he caught Josh Freeman...Notched career-best 3 special teams tackles at Kansas City (10/2) and vs. Green Bay (10/23)...Versatile special teamer played as a gunner on punt coverage at times as well as serving as a regular on return units...Contributed to the Vikings 50.0 sacks on the season, tied for 1st in the NFL...Helped Vikings special teams unit set a then team record with 26.9 kickoff return average for the season and tied for 1st in the NFL with 4 kickoff returns of 50+ yards.

**2010** Played in final 11 games after being inactive for the opening 5 contests...Notched career-high 5 tackles vs. Green Bay (11/21)...Had 5 QB hurries in a 5-game span with a season-high 2 vs. Buffalo (12/5)...Posted 8 special teams tackles, notching season-high 2 at Chicago (11/14) and at Detroit (1/2/11).

**COLLEGE** Helped USC win or tie for PAC 10 titles in 2007 and 2008...Trojans won Rose Bowl as a freshman and sophomore, topping Illinois as a freshman and Penn State as a sophomore... USC won Emerald Bowl over Boston College as a junior...Earned 2nd-Team All-Pac 10 honors as a junior...Burst onto the scene as a true freshman, starting 2 games...Started 2007 opener vs. Idaho as a true freshman, becoming the 1st USC true freshman to start an opener since Tim Ryan in 1986...Notched career-high 3.5 sacks vs. Oregon State as a true freshman.

**PREP** Attended Agua Fria High in Avondale, AZ...Named Super Prep and Scout.com Player of the Year in Arizona...Consensus All-America...Gatorade Circle of Champions Player of the Year for Arizona...Had 16.0 sacks on defense and ran for 1,251 yards and 20 TDs on offense as a senior...Earned 1st-Team All-Region in basketball...Competed as a shot putter...Played AAU hoops.

**GRIFFEN'S SACKS (\*Playoffs)**

| GAME                    | QB                 | SACKS |
|-------------------------|--------------------|-------|
| vs. Tampa Bay, 9/18/11  | Josh Freeman       | 1.0   |
| @ Kansas City, 10/2/11  | Matt Cassel        | 1.0   |
| vs. Green Bay, 10/13/11 | Aaron Rodgers      | 1.0   |
| @ Atlanta, 11/27/11     | Matt Ryan          | 1.0   |
| @ Indianapolis, 9/16/12 | Andrew Luck        | 1.0   |
| @ Detroit, 9/30/12      | Matthew Stafford   | 2.0   |
| vs. Detroit, 11/11/12   | Matthew Stafford   | 1.0   |
| vs. Chicago, 12/9/12    | Jay Cutler         | 1.0   |
| vs. Green Bay, 12/30/12 | Aaron Rodgers      | 3.0   |
| @ Green Bay, 1/5/13*    | Aaron Rodgers      | 1.0   |
| vs. Pittsburgh, 9/29/13 | Ben Roethlisberger | 1.0   |
| @ Dallas, 11/3/13       | Tony Romo          | 1.0   |
| vs. Washington, 11/7/13 | Robert Griffin III | 1.0   |
| @ Cincinnati, 12/22/13  | Andy Dalton        | 1.5   |
| vs. Detroit, 12/29/13   | Matthew Stafford   | 1.0   |
| @ St. Louis, 9/7/14     | Austin Davis       | 2.0   |
| @ Green Bay, 10/2/14    | Aaron Rodgers      | 1.0   |
| vs. Detroit, 10/12/14   | Matthew Stafford   | 1.0   |
| @ Buffalo, 10/19/14     | Kyle Orton         | 3.0   |
| @ Tampa Bay, 10/26/14   | Mike Glennon       | 1.0   |
| vs. Washington, 11/2/14 | Robert Griffin III | 1.0   |
| vs. Carolina, 11/30/14  | Cam Newton         | 2.0   |

|                          |                  |             |
|--------------------------|------------------|-------------|
| vs. NY Jets, 12/7/14     | Geno Smith       | 1.0         |
| @ San Francisco, 9/14/15 | Colin Kaepernick | 0.5         |
| vs. Detroit, 9/20/15     | Matthew Stafford | 1.0         |
| vs. San Diego, 9/27/15   | Philip Rivers    | 1.5         |
| at Detroit, 10/25/15     | Matthew Stafford | 1.5         |
| at Oakland, 11/15/15     | Derek Carr       | 1.0         |
| vs. Green Bay, 11/22/15  | Aaron Rodgers    | 1.0         |
| at Atlanta, 11/29/15     | Matt Ryan        | 1.0         |
| at Arizona, 12/10/15     | Carson Palmer    | 1.0         |
| at Green Bay, 1/3/16     | Aaron Rodgers    | 2.0         |
| vs. Seattle, 1/10/16*    | Russell Wilson   | 1.0         |
| vs. Green Bay, 9/18/16   | Aaron Rodgers    | 1.0         |
| <b>Total</b>             |                  | <b>41.0</b> |

**GRIFFEN'S INTERCEPTION**

| GAME                  | QB           | INT            |
|-----------------------|--------------|----------------|
| @ St. Louis, 12/16/12 | Sam Bradford | 1 (29t)        |
| <b>Total</b>          |              | <b>1 (29t)</b> |

**GRIFFEN'S TOUCHDOWNS**

| GAME                   | PLAY   |
|------------------------|--|
| @ St. Louis, 12/16/12  | 29 INT Return                                    |
| vs. Carolina, 11/30/14 | 43 BP Return                                     |
| <b>Total</b>           | <b>2 (1 interception return, 1 blocked punt)</b> |



**GRIFFEN'S NFL TOTALS**

| Year.....GP/GS          | Tackles    |           |            |             |                | PBU       | TFL         | QBH        | FF/FR      | Special Teams |
|-------------------------|------------|-----------|------------|-------------|----------------|-----------|-------------|------------|------------|---------------|
|                         | Solo       | Asst.     | Total      | Sacks       | INTs           |           |             |            |            |               |
| 2010 (Min).....11/0     | 5          | 2         | 7          | 0.0         | 0              | 0         | 0           | 5          | 0/0        | 8             |
| 2011 (Min) .....16/0    | 12         | 3         | 15         | 4.0         | 0              | 2         | 4.0         | 8          | 0/1        | 18            |
| 2012 (Min).....16/1     | 21         | 15        | 36         | 8.0         | 1 (29t)        | 3         | 10.0        | 27         | 0/2        | 7             |
| Playoffs.....1/0        | 3          | 1         | 4          | 1.0         | 0              | 0         | 1.0         | 1          | 0/0        | 0             |
| 2013 (Min).....16/0     | 19         | 11        | 30         | 5.5         | 0              | 1         | 9.0         | 27         | 1/0        | 2             |
| 2014 (Min).....16/16    | 46         | 29        | 75         | 12.0        | 0              | 2         | 21.0        | 70         | 1/0        | 0             |
| 2015 (Min).....15/15    | 27         | 22        | 49         | 10.5        | 0              | 4         | 17.0        | 76         | 1/0        | 0             |
| Playoffs.....1/1        | 4          | 2         | 6          | 1.0         | 0              | 0         | 2.0         | 9          | 0/0        | 0             |
| 2016 (Min).....2/2      | 5          | 1         | 6          | 1.0         | 0              | 0         | 2.0         | 5          | 1/0        | 0             |
| <b>Total.....92/34</b>  | <b>135</b> | <b>83</b> | <b>218</b> | <b>41.0</b> | <b>1 (29t)</b> | <b>12</b> | <b>63.0</b> | <b>223</b> | <b>4/3</b> | <b>35</b>     |
| <b>Playoffs.....2/1</b> | <b>7</b>   | <b>3</b>  | <b>10</b>  | <b>2.0</b>  | <b>0</b>       | <b>0</b>  | <b>3.0</b>  | <b>10</b>  | <b>0/0</b> | <b>0</b>      |

**SINGLE-GAME CAREER HIGHS**

Tackles.....8..... at Buffalo, 10/19/14  
 Solo Tackles.....7..... at Buffalo, 10/19/14  
 Sack.....3.0..... vs. Green Bay, 12/30/12; at Buffalo, 10/19/14  
 Interception.....1..... at St. Louis, 12/16/12  
 Long INT Return.....29t..... at St. Louis, 12/16/12  
 Fumble Recovery.....1..... vs. New Orleans, 12/18/11; vs. San Francisco, 9/23/12; at Houston, 12/23/12  
 Forced Fumble.....1..... vs. Pittsburgh, 9/29/13; at Buffalo, 10/19/14; at Green Bay, 1/3/15; vs. Green Bay, 9/18/16  
 QB Hurries.....10..... vs. San Diego, 9/27/15  
 Special Teams Tackles.....3..... at Kansas City, 10/2/11; vs. Green Bay, 10/23/11



**C.J. HAM #30**

**POSITION:** RUNNING BACK  
**HEIGHT/WEIGHT:** 5-11, 235  
**DOB:** 7-22-93  
**HOMETOWN:** DULUTH, MN

**COLLEGE:** AUGUSTANA (SD)  
**ACQUIRED:** UDFA '16  
**NFL SEASON:** R  
**VIKINGS SEASON:** R

**2016 GP/GS**  
PS

**Career GP/GS**  
0/0

**Playoffs GP/GS**  
0/0

• Played at Division II Augustana College in Sioux Falls, SD, helping the Vikings advance to the NCAA playoffs, and led the Northern Sun Conference in rushing yards and TDs.

• Notched career-high 1,097 rushing yards as a senior and 16 TDs, matching the school record in rushing TDs, and becoming only 4th Augustana RB to top the 1,000-yard plateau.

**OFF THE FIELD** Earned degree in physical education and health in spring 2016...Aspires to a career in mentoring youth and working with non-profit organizations...Grandfather was a Golden Gloves boxer and a Navy veteran.

**PRO** Signed to Minnesota's practice squad on 9/4/16 after being released by the team on 9/3/16...Joined Vikings on May 10, 2016, following Vikings rookie camp, signing with the team as a free agent after competing in the rookie camp on a tryout basis...Joins fellow Minnesota high school products Thielen (Detroit Lakes) and Marcus Sherels (Rochester John Marshall).

**2016** Joined the Vikings practice squad on 9/4/16.

**COLLEGE** Played at Division II Augustana College in Sioux Falls, SD, helping the Vikings advance to the NCAA playoffs, and led the Northern Sun Conference in rushing yards and TDs...Notched career-high 1,097 rushing yards as a senior and 16 TDs, matching the school record in rushing TDs, and becoming only 4th Augustana RB to top the 1,000-yard plateau...Started all 12 games as a senior and had career-high 160 yards on the ground against Southwest Minnesota State...Ran for 2,662 yards in his career and 29 rushing TDs along with 96 catches for 949 yards and 6 TDs in 43 career games...Played in NSIC along with fellow Vikings TE Brian Leonhardt (Bemidji State), DE Zach Moore (Concordia-St. Paul) and WR Adam Thielen (Minnesota State, Mankato).

**PREP** Twice named All-Conference and rushed for more than 1,800 yards combined as a junior and senior at Duluth Denfeld High School.



# ANTHONY HARRIS #41

**POSITION:** SAFETY  
**HEIGHT/WEIGHT:** 6-1/192  
**DOB:** 10-9-91  
**HOMETOWN:** CHESTERFIELD, VA

**COLLEGE:** VIRGINIA  
**ACQUIRED:** UDFA '15  
**NFL SEASON:** 2  
**VIKINGS SEASON:** 2

**2015 GP/GS**  
2/0

**Career GP/GS**  
5/2

**Playoffs GP/GS**  
1/0

- Joined 5 other Vikings rookie classmates to set a team record with 6 rookies starting a game at Arizona (12/10/15).
- Only 2015 Vikings rookie undrafted free agent to start a game.

**OFF THE FIELD** Earned degree in sociology in December 2014.

**PRO** Moved from Vikings practice squad to the 53-man roster for the game at Arizona (12/10) on *Thursday Night Football* and started the contest...Only Vikings rookie free agent in 2015 to start a game...Spent opening 12 games of the season on Vikings practice squad...Originally joined Vikings as a rookie free agent following the 2015 Draft.

**2016** Competed mostly on special teams vs. Green Bay (9/18) and at Tennessee (9/11), notching special teams stops in each.

**2015** Started 2 games and played in the final 4 of the regular season and the playoff game vs. Seattle (1/10/16)...Moved from practice squad to 53-man roster due to injuries in defensive backfield and started the 1st game he played in, at Arizona (12/10), matching a Vikings team record with 6 rookies start-

ing in the game (T Clemmings, WR Diggs, CB Waynes, LB Kendricks, LB Robinson, S Harris)...Notched career-high 10 tackles in Arizona game...Started again vs. Chicago (12/20) in place of injured Harrison Smith...Joined only QB Taylor Heinicke as Vikings rookie free agents to make the 53-man roster during the season...Competed during training camp and preseason for roster spot but was released in final roster cuts on 9/5, signed to practice squad on 9/6.

**COLLEGE** Started 35 of his 49 career games played at Virginia...Ended career ranked 10th in school history with 11 INTs...Named 1st-Team All-ACC as a junior and earned 2nd-Team Walter Camp All-America honors when he had career-high 8 INTs...His 8 picks were most by a Cavalier since Ronde Barber in 1994...Set school record as a junior with an INT in 5 straight games...As a senior, earned 3rd-Team All-ACC when he posted career-high 108 tackles and started all 12 games...Ended college career with 289 tackles, 2.0 sacks, 11 INTs, 2 FFs.

**PREP** Standout at QB, WR and DB at Lloyd C. Bird High in Chesterfield, VA...Earned All-State honors as junior and senior at DB...Notched over 1,000 passing yards and 800 rushing yards as a junior QB...Starter on the basketball team.

**HARRIS' NFL TOTALS**

| Year.....GP/GS       | Tackles   |          |           |            |          |          |          | Special  |            |          |
|----------------------|-----------|----------|-----------|------------|----------|----------|----------|----------|------------|----------|
|                      | Solo      | Asst.    | Total     | Sacks      | INTs     | PBU      | TFL      | QBH      | FF/FR      | Teams    |
| 2015 (Min).....4/2   | 11        | 7        | 18        | 0.0        | 0        | 2        | 0        | 0        | 0/0        | 0        |
| Playoffs.....1/0     | 0         | 0        | 0         | 0.0        | 0        | 0        | 0        | 0        | 0/0        | 0        |
| 2016 (Min).....2/0   | 0         | 0        | 0         | 0.0        | 0        | 0        | 0.0      | 0        | 0/0        | 2        |
| <b>Total.....5/2</b> | <b>11</b> | <b>7</b> | <b>18</b> | <b>0.0</b> | <b>0</b> | <b>2</b> | <b>0</b> | <b>0</b> | <b>0/0</b> | <b>2</b> |
| Playoffs.....1/0     | 0         | 0        | 0         | 0.0        | 0        | 0        | 0        | 0        | 0/0        | 0        |

**SINGLE-GAME CAREER HIGHS**

- Tackles.....10.....at Arizona, 12/10/15
- Solo Tackles.....6.....at Arizona, 12/10/15
- Pass Defensed.....1.....at Arizona, 12/10/15; vs. Chicago, 12/20/15
- Special Teams Tackles.....1.....at Tennessee, 9/11/16; vs. Green Bay, 9/18/16



## MIKE HARRIS #79

**POSITION:** GUARD  
**HEIGHT/WEIGHT:** 6-5/338  
**DOB:** 12-5-88  
**HOMETOWN:** DUARTE, CA

**COLLEGE:** UCLA  
**ACQUIRED:** W (SD) '14  
**NFL SEASON:** 5  
**VIKINGS SEASON:** 3

### 2016 GP/GS

NFI

### Career GP/GS

48/33 (20/12-SD; 28/21-MIN)

### Playoffs GP/GS

1/1

• Played rookie season under Vikings Offensive Coordinator Norv Turner in San Diego in 2012 when Turner was Chargers head coach, starting 9-of-15 games.

• Started every game, at RG in 2015 for the Vikings.

**OFF THE FIELD** Earned degree in history from UCLA in 2011... Spoke at the 2013 Rookie Symposium after not being invited as an undrafted free agent in 2012... Father is a career U.S. Army soldier now working in recruiting.

**PRO** Stepped into full-time starting job at RG in 2015 for the Vikings, opening all 16 games and playoff contest... Helped Adrian Peterson lead the NFL in rushing in 2015 with 1,485 yards, earn 1st-Team All-Pro, Pro Bowl honors and FedEx Ground Player of the Year... Started final 5 games of 2014 for the Vikings in his 1st season with the club... Started 1st career game on *Monday Night Football* at Oakland on 9/10/12... Spent final 11 games of the 2013 season on injured reserve with an ankle injury... Played for Chargers Head Coach Norv Turner as a rookie in 2012.

**2016** Placed on Reserve/Non-Football Illness List on 8/30/16.

**2015** Started every game at RG for a unit that paced the #4 rushing attack in the NFL and started every game as a unit, the only line in the NFL to achieve the feat during the season... Helped Adrian Peterson lead the NFL in rushing with 1,485 yards, his 3rd time leading the NFL in rushing in his career... Peterson went on to earn 1st-Team All-Pro, Pro Bowl and FedEx Ground Player of the Year honors.

**2014** Started 5 games, appearing in 12, during his 1st season with the Vikings... Started final 5 games of season at RT, replacing regular starter Phil Loadholt after he was placed on injured reserve... Helped club go 3-2 in his 5 starts... Made his 1st career appearance at guard, filling in for an injured Vlad Ducasse, at Buffalo (10/19), when Ducasse left game with injury... Started the final 5 games of the season at RT, protecting rookie QB Teddy Bridgewater... Spent training camp and preseason with San Diego before being claimed off waivers by Vikings on 8/31.

**2013** Appeared in the opening 2 games of the season... Started games 3-5 at both LT and RT, replacing King Dunlap and rookie D.J. Fluker... Missed final 11 games with an ankle injury.


**2012** Opened 9 of 15 games as an undrafted free agent... Played rookie season under Vikings Offensive Coordinator Norv Turner, who served as San Diego's head coach... Started 1st career game in season opener on *Monday Night Football* at Oakland on 9/10/12... In 2nd career start helped San Diego rush for a season-high 148 yards and 2 TDs in a win over Tennessee.

**COLLEGE** Started 42 career games at RT for UCLA... Helped team to Pac-12 South title as a senior, finishing collegiate career with an appearance in the Kraft Fight Hunger Bowl... Earned Brown Memorial Award as team's most improved player in 2008... Named to Athletic Director's Honor Roll during redshirt season in 2007.

**PREP** CIF Southern Section Mid-Valley Team and Lineman of Year in Montview League in final season at Duarte (CA) High School... Played basketball for 4 seasons and participated in track and field in the shot put and discus.

### HARRIS' CAREER GAMES/STARTS

| Year          | GP/GS        |
|---------------|--------------|
| 2012 (SD)     | 15/9         |
| 2013 (SD)     | 5/3          |
| 2014 (Min)    | 12/5         |
| 2015 (Min)    | 16/16        |
| Playoffs      | 1/1          |
| 2016 (Min)    | NFI          |
| <b>Totals</b> | <b>48/33</b> |
| Playoffs      | 1/1          |



## TAYLOR HEINICKE #6

**POSITION:** QUARTERBACK  
**HEIGHT/WEIGHT:** 6-1/210  
**DOB:** 3-15-93  
**HOMETOWN:** SUWANEE, GA

**COLLEGE:** OLD DOMINION  
**ACQUIRED:** UDFA '15  
**NFL SEASON:** 2  
**VIKINGS SEASON:** 2

### 2016 GP/GS

NFI

### Career GP/GS

0/0

### Playoffs GP/GS

0/0

- Joined only S Anthony Harris as Vikings 2015 rookie free agents to make the 53-man roster during their rookie season.

- Won Walter Payton Award in 2012 as the FCS Player of the Year along with AP and Walter Camp All-America honors.

### OFF THE FIELD

Majored in mechanical engineering at ODU... Late father, Brett, was a collegiate golfer at Hawaii.

### PRO

Spent entire rookie campaign on Vikings 53-man roster but did not dress for a game...Lone Vikings rookie free agent to make 53-man roster after preseason and was joined on regular roster later in season by S Anthony Harris...Competed during training camp and preseason for roster spot...Like Vikings backup QB Shaun Hill, entered the NFL as an undrafted rookie.

### 2016

Placed on Reserve/Non-Football Injury List on 9/3/16.

### 2015

Did not dress for a game during regular season or play-offs, inactive for every game...Made the 53-man roster following preseason action...Had 279-yard passing performance with 2 TDs in preseason finale at Tennessee (9/3)...Spent training camp and preseason competing for roster spot...Originally joined Vikings as an undrafted rookie following the 2015 Draft.

### COLLEGE

Started 44 of the 46 games he played at ODU as the school transitioned from FCS to FBS affiliation...Ended collegiate career ranked 4th in FBS history with 132 TD passes and ranked 6th with 14,959 yards passing...Ran for 22 TDs in his career...Played in East-West Shrine All-Star Game to cap his career...Earned Walter Payton Award as a sophomore as the FCS Player of the Year as well as All-America honors from *Associated Press* and Walter Camp...As a sophomore, he led the nation with 5,076 yards passing and 44 TD passes along with 11 rushing TDs...Posted 9 games with 300+ yards passing in record-setting sophomore campaign.


### PREP

Named Old Spice Player of the Year in Georgia as a senior, guiding Collins Hill to state semi-finals...Went on to earn MVP honors in Georgia North-South All-Star game.

## U.S. BANK STADIUM SIGNATURE ITEMS

With plenty of space inside the 1.75 million-square foot building, the Vikings turned to local artists to create a collection that will cover otherwise barren walls. Approximately 40 artists were commissioned following a selection process to create hundreds of pieces of art including 350 original pieces of work, 250 photographs and 12,000 square feet of wall graphics. Included in the stadium's art collection are three former players – Matt Blair (photography), Carl Eller (sculpture) and Jim Marshall (drawing).





## SHAUN HILL #13

**POSITION:** QUARTERBACK  
**HEIGHT/WEIGHT:** 6-3/230  
**DOB:** 1-9-80  
**HOMETOWN:** PARSONS, KS

**COLLEGE:** MARYLAND  
**ACQUIRED:** FA '15  
**NFL SEASON:** 15  
**VIKINGS SEASON:** 6

| 2016 GP/GS | Career GP/GS                                  | Playoffs GP/GS |
|------------|---|----------------|
| 1/1        | 47/35 (5/1-MIN; 18/16-SF; 15/10-DET; 9/8-STL) | 0/0            |

- Started a career-high 10 games with Detroit in 2010 for an injured Matthew Stafford, finishing with 2,686 yards and 16 TDs.
- Played under Vikings Offensive Coordinator Norv Turner in San Francisco during the 2006 season.
- Originally joined Vikings as a rookie free agent from 2002-05, being allocated to Amsterdam of NFL Europa for 2003 season and returning to Minnesota in 2015.

**OFF THE FIELD** Earned Kinesiology degree from Maryland... Works with causes in his hometown through his Shaun Hill PASS (Parsons Area Support System) and the Parsons Community Foundation...Enjoys fishing in his free time... Married to Ashton and the couple has 2 children.

**HONORS** Earned **NFC Offensive Player of the Week** (San Francisco vs. St. Louis, 11/16/08)...2011 Detroit Lions **Ed Block Courage Award** winner.

**PRO** Enters his 15th season in 2016...Came back to Minnesota in 2015, where he began his NFL career as a rookie free agent from 2002-05...Played in the final game of the Metrodome as a member of the Lions (12/29/13)...Started 14 straight games for San Francisco over 2 seasons (2008-09)...Played in NFL Europa as a member of the Amsterdam Admirals in 2003...Teammates with current Vikings Youth Football Manager E.J. Henderson at Maryland (2000-01) and with the Vikings (2003-05).

**2016** Was active, but did not play vs. Green Bay (9/18)...Claimed a win in his 1st start as a Viking, completing 18 of 33 passes for 236 yards without committing a turnover, at Tennessee (9/11)...Also ran for 8 yards on 2 carries against the Titans.

**2015** Returned to Vikings, where he spent the opening 4 seasons of his career, and saw action in 3 games...Most extensive action came against his former Rams teammates, vs. St. Louis (11/8), when starter Teddy Bridgewater left game with injury...Helped lead Vikings down the field on game-winning FG drive in OT to give Vikings win over St. Louis...Went 2-of-6 with 15 yards passing in his 21 offensive plays against St. Louis...Came into game vs. Green Bay (11/22) when Bridgewater left for a play due to injury and attempted 1 pass...Sealed win vs. NY Giants (12/27) in victory formation.

**2014** Started 8 games, making 9 appearances in his lone season in St. Louis...Finished the season 145-of-229 passing for 1,657 yards, 8 TDs, 7 INTs and an 83.9 passer rating...Named the starting QB for the season opener vs. Minnesota (9/7) in place of injured Sam Bradford, completing 8-of-13 passes for 81 yards before injuring his quad and leaving game for the 2nd half...Started the final 7 games of the regular season, posting 4 games with a 100.0+ passer rating...In his 1st start back, led the Rams to a 22-7 victory over the eventual AFC West Champions vs. Denver (11/16).

**2013** Backed up Lions QB Matthew Stafford for the entire season...Saw 2 snaps, taking kneel-downs in the final seconds, in the Lions victory vs. Green Bay (11/28)...Final game as a Lion came in the final game of the Metrodome at Minnesota (12/29).

**2012** Played in 1 game for the Lions, leading a come-from-behind win after entering the game in the final 2 minutes...Became the 1st QB in NFL history to throw 2 TDs in the final 18 seconds to either take the lead or send the game to OT at Tennessee (9/23), he connected with Calvin Johnson on a 3-yard score before a 46-yard Hail Mary pass to Titus Young to extend the game...Finished the game 10-of-13 for 172 yards, 2 TDs and a 157.9 passer rating.

**2011** Recognized by Lions teammates with **Ed Block Courage Award**...Saw action late in 2 victories as the Lions backup QB...A member of the Lions 1st playoff team since the 1999 season...Completed 2-of-3 attempts for 33 yards over the course of the 2 contests...Backed up starter Matthew Stafford, who threw for 5,038 yards, at the time the 5th most in NFL history.

**2010** Started 10 games for Detroit, replacing injured Stafford, after being traded from San Francisco for a 7th-round pick during the offseason...Threw for a career-best 2,686 yards on 257-of-416 passing with 16 TDs and 12 INTs...Replaced Stafford in the 3rd quarter of the regular season opener at Chicago (9/12) and started the next 5 games...Involved in a controversial play in the season opener when he threw what was originally a go-ahead TD to Calvin Johnson in the final minute of the game but was later ruled an incomplete pass...Threw for a career-high 335 yards in his 1st game as a starter with the Lions, including a career-long 75-yard TD pass to RB Jahvid Best vs. Philadelphia (9/19)...Notched wins as a starter in back-to-back games to close the regular season...Threw for 300+ yards 3 times during the season.

**2009** Started the opening 6 games of the regular season in his final season in San Francisco...Completed 87-of-155 passes for 943 yards, 5 TDs and 2 INTs helping the 49ers to a 3-3 record...Posted his lone 100+ passer rating (104.9) in a win vs. St. Louis (10/4)...Rushed for a career-high 53 yards vs. Atlanta (10/11).

**2008** Started the final 8 games of the season for the 49ers, leading the club to a 4-4 record...Saw 1st game action in the 2nd half vs. Seattle (10/26), interim Head Coach Mike Singletary's 1st game...Led the 49ers to a 4-1 record in their final 5 games...Named **NFC Offensive Player of the Week** after posting a career-best 142.3 passer rating in his 1st win of the season, vs. St. Louis (11/16), becoming the 1st starting QB in 49ers history to have a perfect passer rating in a half...Recorded his 1st 300+ yard game when he finished 21-of-33 for 303 at Dallas (11/21)...Completed passes to 10 different receivers in win vs. NY Jets (12/7)...Led come-from-behind victory vs. St. Louis (12/21) after completing 10-of-15 passes for 127 yards and 2 TDs in the 4th quarter.

**2007** Saw 1st true game action of career after Trent Dilfer suffered a concussion vs. Minnesota (12/9), facing his old teammates...Started for the 1st time in his career when he led the 49ers to victories in back-to-back weeks...Made 1st career start, leading the 49ers to a 20-13 victory over Cincinnati (12/15) and scored 1st career TD when he rushed from 3 yards out for the opening score of the game...Completed 11-of-24 passes in his 2nd start vs. Tampa Bay (12/23), throwing for 123 yards, 3 TDs and 1 INT in his final action of the season.

**2006** Served as the 49ers 3rd QB for the entire season...Played under Vikings Offensive Coordinator Norv Turner in his 1st year in

San Francisco...Helped tutor former #1 overall pick Alex Smith in his 2nd NFL season...Did not see game action during the season in his 1st campaign in San Francisco.

**2005** The Vikings 3rd QB for the entire season in his final year in Minnesota...Backed up Brad Johnson and Daunte Culpepper...Saw 1st career action when he took 2 kneel-downs in the season finale vs. Chicago (1/1/06).

**2004** A member of the Vikings squad that advanced to the Divisional round of the playoffs after earning a Wild Card berth...Inactive for all 16 regular season games and both playoff contests...Backed up Culpepper during his All-Pro season.

**2003** The Vikings 3rd QB for 15 games and backup for at Atlanta (10/5)...Allocated to NFL Europa where he played for the Amsterdam Admirals...Twice named **NFL Europa's Offensive Player of the Week**...Led NFL Europa with 2,256 passing yards.

**2002** Inactive for all 16 games in his rookie season in the NFL...Joined the Vikings as an undrafted free agent and spent the entire year on the club's active roster.

**COLLEGE** Helped lead a turnaround in Terrapin football fortunes...Earned 2nd-Team All-Conference while leading Maryland to its 1st Atlantic Coast Conference title since 1985 as a senior in 2001...School finished #10 in the country and made an appearance in the Orange Bowl in his final year...Lettered in final 2 years after transferring from Hutchinson (KS) Community College...Finished 2 seasons at Maryland with 3,158 passing yards and 19 touchdowns...Earned All-Jayhawk Conference honorable mention as a sophomore at Hutchinson CC...All-Jayhawk Conference choice and an honorable mention NJCAA All-American as a freshman.

**PREP** A 3-year starter at QB and 2-year starter at S at Parsons (KS) HS...2-time 1st-Team All-Southeast Kansas selection...All-State honorable mention as a senior...Lettered in basketball, baseball and track...A 3-time All-State selection in baseball...State qualifier in track as a senior.

**HILL'S NFL TOTALS**

**PASSING**

| Year.....          | GP/GS        | Att.         | Comp.      | Pct.        | Yards        | Yds/Att    | TD        | INT       | LG         | Sk/Yds        | Rating      |
|--------------------|--------------|--------------|------------|-------------|--------------|------------|-----------|-----------|------------|---------------|-------------|
| 2005 (Min).....    | 1/0          | 0            | 0          | 0.0         | 0            | 0.0        | 0         | 0         | 0          | 0/0           | 0.0         |
| 2007 (SF).....     | 3/2          | 79           | 54         | 68.4        | 501          | 6.3        | 5         | 1         | 26         | 6/31          | 101.1       |
| 2008 (SF).....     | 9/8          | 288          | 181        | 62.8        | 2,046        | 7.1        | 13        | 8         | 48t        | 23/148        | 87.5        |
| 2009 (SF).....     | 6/6          | 155          | 87         | 56.1        | 843          | 6.1        | 5         | 2         | 61         | 18/107        | 79.6        |
| 2010 (Det).....    | 11/10        | 416          | 257        | 61.8        | 2,686        | 6.5        | 16        | 12        | 75t        | 17/113        | 81.3        |
| 2011 (Det).....    | 2/0          | 3            | 2          | 66.7        | 33           | 11.0       | 0         | 0         | 28         | 0/0           | 103.5       |
| 2012 (Det).....    | 1/0          | 13           | 10         | 76.9        | 172          | 13.2       | 2         | 0         | 46t        | 0/0           | 157.9       |
| 2013 (Det).....    | 1/0          | 0            | 0          | 0.0         | 0            | 0.0        | 0         | 0         | 0          | 0/0           | 0.0         |
| 2014 (StL).....    | 9/8          | 229          | 145        | 63.3        | 1,657        | 7.2        | 8         | 7         | 63t        | 18/116        | 83.9        |
| 2015 (Min).....    | 3/0          | 7            | 2          | 28.6        | 15           | 2.1        | 0         | 0         | 9          | 1/11          | 39.6        |
| 2016 (Min).....    | 1/1          | 33           | 18         | 54.5        | 236          | 7.2        | 0         | 0         | 33         | 0/0           | 77.3        |
| <b>Totals.....</b> | <b>47/35</b> | <b>1,190</b> | <b>738</b> | <b>62.0</b> | <b>8,053</b> | <b>6.8</b> | <b>49</b> | <b>30</b> | <b>75t</b> | <b>83/526</b> | <b>85.2</b> |

Record as Starter (regular/playoffs): 16-18; 2-0 in 2007, 5-3 in 2008, 3-3 in 2009, 3-7 in 2010, 3-5 in 2014, 1-0 in 2016.

**RUSHING**

| Year.....          | Att.      | Yards      | Avg.       | LG        | TD       |
|--------------------|-----------|------------|------------|-----------|----------|
| 2005 (Min).....    | 2         | -2         | -1.0       | -1        | 0        |
| 2007 (SF).....     | 14        | 14         | 1.2        | 12        | 1        |
| 2008 (SF).....     | 24        | 115        | 4.8        | 24        | 2        |
| 2009 (SF).....     | 8         | 70         | 8.8        | 22        | 0        |
| 2010 (Det).....    | 22        | 123        | 5.6        | 40        | 0        |
| 2011 (Det).....    | 1         | -1         | -1.0       | -1        | 0        |
| 2012 (Det).....    | 1         | -1         | -1.0       | -1        | 0        |
| 2013 (Det).....    | 2         | -2         | -1.0       | -1        | 0        |
| 2014 (St. L).....  | 10        | 10         | 1.0        | 9         | 1        |
| 2015 (Min).....    | 4         | -5         | -1.3       | -1        | 0        |
| 2016 (Min).....    | 2         | 8          | 4.0        | 9         | 0        |
| <b>Totals.....</b> | <b>86</b> | <b>321</b> | <b>3.7</b> | <b>40</b> | <b>4</b> |

**SINGLE-GAME CAREER HIGHS**

Attempts..... 54..... at Green Bay, 10/3/10  
 Completions ..... 34..... at Green Bay, 10/3/10  
 Passing Yards .....335..... vs. Philadelphia, 9/19/10  
 Long Pass ..... 75t..... vs. Philadelphia, 9/19/10  
 Highest QB Rating..... 142.3..... vs. St. Louis, 11/16/08  
 Passing TDs .....3..... vs. Tampa Bay, 12/23/07; vs. St. Louis, 10/10/10  
 Interceptions .....3..... at St. Louis, 12/21/08  
 Rushing Attempts..... 6..... vs. Tampa Bay, 12/23/07  
 Rushing Yards.....53..... vs. Atlanta, 10/11/09; at Green Bay, 10/3/10  
 Long Rush ..... 40..... at Green Bay, 10/3/10  
 Rushing TDs .....1..... 4x, last vs. Oakland, 11/30/14

**HILL'S CAREER GAME-BY-GAME (\* starts; scores for games started only; games with 100+ passer rating in bold)**

| 2005 MINNESOTA.....              | Att.       | Comp.      | Yards        | Pct.        | TD        | INT       | Lg         | Sk/Yds        | Rating       | Rush      | Yds        | TD       | Score   |
|----------------------------------|------------|------------|--------------|-------------|-----------|-----------|------------|---------------|--------------|-----------|------------|----------|---------|
| 1/2/06...@ Chicago.....          | 0          | 0          | 0            | 0.0         | 0         | 0         | 0          | 0/0           | 0.0          | 2         | -2         | 0        |         |
| <b>Totals.....</b>               | <b>0</b>   | <b>0</b>   | <b>0</b>     | <b>0.0</b>  | <b>0</b>  | <b>0</b>  | <b>0</b>   | <b>0/0</b>    | <b>0.0</b>   | <b>2</b>  | <b>-2</b>  | <b>0</b> |         |
| 2007 SAN FRANCISCO.....          | Att.       | Comp.      | Yards        | Pct.        | TD        | INT       | Lg         | Sk/Yds        | Rating       | Rush      | Yds        | TD       | Score   |
| 12/9..... Minnesota.....         | 27         | 22         | 181          | 81.5        | 1         | 0         | 26         | 2/8           | 106.9        | 1         | 3          | 0        |         |
| 12/15 .... Cincinnati*.....      | 28         | 21         | 197          | 75.0        | 1         | 0         | 19         | 2/16          | 105.8        | 5         | 12         | 1        | W 20-13 |
| 12/22..... Tampa Bay*.....       | 24         | 11         | 123          | 45.8        | 3         | 1         | 23t        | 2/7           | 83.9         | 6         | -1         | 0        | W 21-19 |
| <b>Totals.....</b>               | <b>79</b>  | <b>54</b>  | <b>501</b>   | <b>68.4</b> | <b>5</b>  | <b>1</b>  | <b>26</b>  | <b>6/31</b>   | <b>101.3</b> | <b>12</b> | <b>14</b>  | <b>1</b> |         |
| 2008 SAN FRANCISCO.....          | Att.       | Comp.      | Yards        | Pct.        | TD        | INT       | Lg         | Sk/Yds        | Rating       | Rush      | Yds        | TD       | Score   |
| 10/26.... Seattle.....           | 23         | 15         | 173          | 65.2        | 1         | 0         | 33         | 2/11          | 102.3        | 2         | 20         | 0        |         |
| 11/10..... @ Arizona*.....       | 40         | 19         | 217          | 47.5        | 2         | 2         | 31t        | 0/0           | 60.1         | 2         | 12         | 0        | L 24-29 |
| 11/16..... St. Louis*.....       | 20         | 15         | 213          | 75.0        | 2         | 0         | 42         | 2/14          | 142.3        | 3         | 5          | 1        | W 35-16 |
| 11/23 .... @ Dallas*.....        | 33         | 21         | 303          | 63.6        | 2         | 1         | 47         | 4/25          | 100.9        | 1         | 0          | 0        | L 35-22 |
| 11/30..... @ Buffalo*.....       | 23         | 14         | 161          | 60.9        | 1         | 0         | 20         | 3/28          | 96.5         | 4         | 0          | 0        | W 10-3  |
| 12/7..... NY Jets*.....          | 39         | 28         | 285          | 71.8        | 2         | 1         | 31         | 2/10          | 98.8         | 1         | 8          | 0        | W 24-14 |
| 12/14..... @ Miami*.....         | 46         | 30         | 233          | 65.2        | 0         | 0         | 20         | 5/27          | 77.5         | 3         | 17         | 0        | L 9-14  |
| 12/21..... @ St. Louis*.....     | 34         | 18         | 216          | 52.9        | 2         | 3         | 48t        | 4/26          | 52.9         | 4         | 45         | 0        | W 17=16 |
| 12/28..... Washington*.....      | 30         | 21         | 245          | 70.0        | 1         | 1         | 29         | 1/7           | 91.7         | 4         | 8          | 1        | W 27-24 |
| <b>Totals.....</b>               | <b>288</b> | <b>181</b> | <b>2,046</b> | <b>62.8</b> | <b>13</b> | <b>8</b>  | <b>48t</b> | <b>23/148</b> | <b>87.5</b>  | <b>24</b> | <b>115</b> | <b>2</b> |         |
| 2009 SAN FRANCISCO.....          | Att.       | Comp.      | Yards        | Pct.        | TD        | INT       | Lg         | Sk/Yds        | Rating       | Rush      | Yds        | TD       | Score   |
| 9/13..... @ Arizona*.....        | 31         | 18         | 209          | 58.1        | 1         | 0         | 50         | 4/27          | 89.3         | 0         | 0          | 0        | W 20-16 |
| 9/20..... vs. Seattle*.....      | 26         | 19         | 144          | 73.1        | 0         | 0         | 17         | 4/21          | 86.1         | 1         | 17         | 0        | W 23-10 |
| 9/27..... @ Minnesota*.....      | 25         | 15         | 195          | 60.0        | 2         | 1         | 31         | 1/7           | 94.6         | 0         | 0          | 0        | L 24-27 |
| 10/4..... vs. St. Louis*.....    | 24         | 14         | 152          | 58.3        | 2         | 0         | 24t        | 4/20          | 104.9        | 2         | -2         | 0        | W 35-0  |
| 10/11..... vs. Atlanta*.....     | 38         | 15         | 198          | 39.5        | 0         | 1         | 61         | 3/19          | 45.7         | 4         | 53         | 0        | L 10-45 |
| 10/25..... @ Houston*.....       | 11         | 6          | 45           | 54.5        | 0         | 0         | 18         | 2/13          | 64.6         | 1         | 2          | 0        | L 21-24 |
| <b>Totals.....</b>               | <b>155</b> | <b>87</b>  | <b>943</b>   | <b>56.1</b> | <b>5</b>  | <b>2</b>  | <b>61</b>  | <b>18/107</b> | <b>79.6</b>  | <b>8</b>  | <b>70</b>  | <b>0</b> |         |
| 2010 DETROIT.....                | Att.       | Comp.      | Yards        | Pct.        | TD        | INT       | Lg         | Sk/Yds        | Rating       | Rush      | Yds        | TD       | Score   |
| 9/12..... @ Chicago.....         | 19         | 9          | 88           | 47.4        | 0         | 1         | 24         | 1/9           | 38.9         | 3         | -4         | 0        |         |
| 9/19..... Philadelphia*.....     | 45         | 25         | 335          | 55.6        | 2         | 2         | 75t        | 2/6           | 75.7         | 3         | 16         | 0        | L 32-35 |
| 9/26..... @ Minnesota*.....      | 43         | 29         | 237          | 67.4        | 1         | 2         | 24         | 1/5           | 69.6         | 2         | 4          | 0        | L 10-24 |
| 10/3..... @ Green Bay*.....      | 54         | 34         | 331          | 63.0        | 2         | 2         | 25         | 3/23          | 77.0         | 4         | 53         | 0        | L 26-28 |
| 10/10 .... vs. St. Louis*.....   | 32         | 21         | 227          | 65.6        | 3         | 0         | 29         | 1/5           | 117.6        | 2         | 9          | 0        | W 44-6  |
| 10/17..... @ NY Giants*.....     | 15         | 9          | 91           | 60.0        | 1         | 0         | 22         | 0/0           | 99.6         | 0         | 0          | 0        | L 20-28 |
| 11/14..... @ Buffalo*.....       | 50         | 29         | 323          | 58.0        | 1         | 1         | 29         | 1/9           | 75.7         | 1         | 1          | 0        | L 12-14 |
| 11/21..... @ Dallas*.....        | 47         | 32         | 289          | 68.1        | 2         | 1         | 58         | 3/26          | 89.8         | 0         | 0          | 0        | L 19-35 |
| 11/25..... vs. New England*..... | 46         | 27         | 285          | 58.7        | 1         | 2         | 34         | 2/8           | 65.9         | 4         | 23         | 0        | L 24-45 |
| 12/26 .... @ Miami*.....         | 26         | 14         | 222          | 53.8        | 2         | 0         | 53t        | 2/14          | 108.2        | 1         | 10         | 0        | W 34-27 |
| 1/2/11.... Minnesota*.....       | 39         | 28         | 258          | 71.8        | 1         | 1         | 33         | 1/8           | 87.3         | 2         | 11         | 0        | W 20-13 |
| <b>Totals.....</b>               | <b>416</b> | <b>257</b> | <b>2,686</b> | <b>61.8</b> | <b>16</b> | <b>12</b> | <b>75t</b> | <b>17/113</b> | <b>81.3</b>  | <b>22</b> | <b>123</b> | <b>0</b> |         |



| 2011 DETROIT..... Att.                 | Comp.      | Yards        | Pct.        | TD       | INT      | Lg         | Sk/Yds        | Rating       | Rush      | Yds       | TD       | Score          |
|--|------------|--------------|-------------|----------|----------|------------|---------------|--------------|-----------|-----------|----------|----------------|
| 9/18..... Kansas City.....1            | 1          | 28           | 100.0       | 0        | 0        | 28         | 0/0           | 118.8        | 0         | 0         | 0        |                |
| 10/30.....@ Denver.....2               | 1          | 5            | 50.0        | 0        | 0        | 5          | 0/0           | 56.3         | 1         | -1        | 0        |                |
| <b>Totals.....3</b>                    | <b>2</b>   | <b>33</b>    | <b>66.7</b> | <b>0</b> | <b>0</b> | <b>28</b>  | <b>0/0</b>    | <b>103.5</b> | <b>1</b>  | <b>-1</b> | <b>0</b> |                |
| 2012 DETROIT..... Att.                 | Comp.      | Yards        | Pct.        | TD       | INT      | Lg         | Sk/Yds        | Rating       | Rush      | Yds       | TD       | Score          |
| 9/23.....@ Tennessee.....13            | 10         | 170          | 76.9        | 2        | 0        | 46t        | 0/0           | 157.9        | 1         | -1        | 0        |                |
| <b>Totals.....13</b>                   | <b>10</b>  | <b>170</b>   | <b>76.9</b> | <b>2</b> | <b>0</b> | <b>46t</b> | <b>0/0</b>    | <b>157.9</b> | <b>1</b>  | <b>-1</b> | <b>0</b> |                |
| 2013 DETROIT..... Att.                 | Comp.      | Yards        | Pct.        | TD       | INT      | Lg         | Sk/Yds        | Rating       | Rush      | Yds       | TD       | Score          |
| 11/28.....vs. Green Bay.....0          | 0          | 0            | 0.0         | 0        | 0        | 0          | 0/0           | 0.0          | 2         | -2        | 0        |                |
| <b>Totals.....0</b>                    | <b>0</b>   | <b>0</b>     | <b>0.0</b>  | <b>0</b> | <b>0</b> | <b>0</b>   | <b>0/0</b>    | <b>0.0</b>   | <b>2</b>  | <b>-2</b> | <b>0</b> |                |
| 2014 ST.LOUIS..... Att.                | Comp.      | Yards        | Pct.        | TD       | INT      | Lg         | Sk/Yds        | Rating       | Rush      | Yds       | TD       | Score          |
| 9/7.....Minnesota*.....13              | 8          | 81           | 61.5        | 0        | 1        | 23         | 1/6           | 47.3         | 1         | -1        | 0        | L 6-34         |
| 11/2.....@ San Francisco.....0         | 0          | 0            | 0.0         | 0        | 0        | 0          | 0/0           | 0.0          | 0         | 0         | 0        |                |
| <b>11/16.....vs. Denver*.....29</b>    | <b>20</b>  | <b>220</b>   | <b>69.0</b> | <b>1</b> | <b>0</b> | <b>63t</b> | <b>3/14</b>   | <b>102.7</b> | <b>0</b>  | <b>0</b>  | <b>0</b> | <b>W 22-7</b>  |
| 11/23.....@ San Diego*.....35          | 18         | 198          | 51.4        | 1        | 2        | 27         | 1/7           | 54.2         | 1         | 0         | 0        | L 24-27        |
| <b>11/30.....vs. Oakland*.....22</b>   | <b>13</b>  | <b>183</b>   | <b>59.1</b> | <b>2</b> | <b>0</b> | <b>35t</b> | <b>1/7</b>    | <b>116.3</b> | <b>2</b>  | <b>1</b>  | <b>1</b> | <b>W 52-0</b>  |
| <b>12/7.....@ Washington*.....22</b>   | <b>16</b>  | <b>213</b>   | <b>72.7</b> | <b>2</b> | <b>0</b> | <b>41</b>  | <b>4/15</b>   | <b>133.3</b> | <b>2</b>  | <b>-1</b> | <b>0</b> | <b>W 24-0</b>  |
| 12/11.....vs. Arizona*.....39          | 20         | 229          | 51.3        | 0        | 1        | 38         | 2/18          | 58.6         | 3         | 11        | 0        | L 6-12         |
| <b>12/21.....vs. NY Giants*.....32</b> | <b>24</b>  | <b>290</b>   | <b>75.0</b> | <b>2</b> | <b>1</b> | <b>47t</b> | <b>2/9</b>    | <b>110.2</b> | <b>1</b>  | <b>0</b>  | <b>0</b> | <b>L 27-37</b> |
| 12/28.....@ Seattle*.....37            | 26         | 243          | 70.3        | 0        | 2        | 20         | 4/40          | 65.5         | 0         | 0         | 0        | L 6-20         |
| <b>Totals.....229</b>                  | <b>145</b> | <b>1,657</b> | <b>63.3</b> | <b>8</b> | <b>7</b> | <b>63t</b> | <b>18/116</b> | <b>83.9</b>  | <b>10</b> | <b>10</b> | <b>1</b> |                |
| 2015 MINNESOTA..... Att.               | Comp.      | Yards        | Pct.        | TD       | INT      | Lg         | Sk/Yds        | Rating       | Rush      | Yds       | TD       | Score          |
| 11/8.....vs. St. Louis.....6           | 2          | 15           | 33.3        | 0        | 0        | 9          | 1/11          | 42.4         | 1         | -1        | 0        |                |
| 11/22.....vs. Green Bay.....1          | 0          | 0            | 0.0         | 0        | 0        | 0          | 0/0           | 39.6         | 0         | 0         | 0        |                |
| 12/27.....vs. NY Giants.....0          | 0          | 0            | 0.0         | 0        | 0        | 0          | 0/0           | 0.0          | 3         | -4        | 0        |                |
| <b>Totals.....7</b>                    | <b>2</b>   | <b>15</b>    | <b>28.6</b> | <b>0</b> | <b>0</b> | <b>9</b>   | <b>1/11</b>   | <b>39.6</b>  | <b>4</b>  | <b>-5</b> | <b>0</b> |                |
| 2016 MINNESOTA..... Att.               | Comp.      | Yards        | Pct.        | TD       | INT      | Lg         | Sk/Yds        | Rating       | Rush      | Yds       | TD       | Score          |
| 9/11.....@ Tennessee*.....33           | 18         | 236          | 54.5        | 0        | 0        | 33         | 0/0           | 77.3         | 2         | 8         | 0        | W,25-16        |
| 9/18.....vs. Green Bay.....            |            |              |             |          |          |            |               |              |           |           |          | DID NOT PLAY   |
| 9/25.....@ Carolina                    |            |              |             |          |          |            |               |              |           |           |          |                |
| 10/3.....vs. NY Giants                 |            |              |             |          |          |            |               |              |           |           |          |                |
| 10/9.....vs. Houston                   |            |              |             |          |          |            |               |              |           |           |          |                |
| 10/23.....@ Philadelphia               |            |              |             |          |          |            |               |              |           |           |          |                |
| 10/31.....@ Chicago                    |            |              |             |          |          |            |               |              |           |           |          |                |
| 11/6.....vs. Detroit                   |            |              |             |          |          |            |               |              |           |           |          |                |
| 11/13.....@ Washington                 |            |              |             |          |          |            |               |              |           |           |          |                |
| 11/20.....vs. Arizona                  |            |              |             |          |          |            |               |              |           |           |          |                |
| 11/24.....@ Detroit                    |            |              |             |          |          |            |               |              |           |           |          |                |
| 12/1.....vs. Dallas                    |            |              |             |          |          |            |               |              |           |           |          |                |
| 12/11.....@ Jacksonville               |            |              |             |          |          |            |               |              |           |           |          |                |
| 12/18.....vs. Indianapolis             |            |              |             |          |          |            |               |              |           |           |          |                |
| 12/24.....@ Green Bay                  |            |              |             |          |          |            |               |              |           |           |          |                |
| 1/1/17.....vs. Chicago                 |            |              |             |          |          |            |               |              |           |           |          |                |
| <b>Totals.....33</b>                   | <b>18</b>  | <b>236</b>   | <b>54.5</b> | <b>0</b> | <b>0</b> | <b>33</b>  | <b>0/0</b>    | <b>77.3</b>  | <b>2</b>  | <b>8</b>  | <b>0</b> |                |

## HILL'S TOUCHDOWNS

### GAME

Play

|                               |  |
|-------------------------------|--|
| vs. Minnesota, 12/9/07        | 5 pass to A. Battle  |
| vs. Cincinnati, 12/15/07      | 17 pass to V. Davis, 3 run   |
| vs. Tampa Bay, 12/23/07       | 21 pass to D. Jackson, 5 pass to V. Davis, 23 pass to Gore           |
| vs. Seattle, 10/26/08         | 2 pass to J. Hill  |
| @ Arizona, 11/10/08           | 31 pass to J. Morgan, 18 pass to V. Davis                            |
| vs. St. Louis, 11/16/08       | 2 pass to V. Davis, 2 pass to B. Johnson, 1 run                      |
| @ Dallas, 11/23/08            | 18 pass to I. Bruce, 9 pass to D. Foster                             |
| @ Buffalo, 11/30/08           | 12 pass to I. Bruce  |
| vs. New York Jets, 12/7/08    | 4 pass to F. Gore, 3 pass to B. Johnson                              |
| @ St. Louis, 12/21/08         | 3 pass to I. Bruce, 48 pass to J. Morgan                             |
| vs. Washington, 12/28/08      | 2 run, 9 pass to J. Hill   |
| @ Arizona, 9/13/09            | 3 pass to F. Gore  |
| @ Minnesota, 9/27/09          | 5 pass to V. Davis, 20 pass to V. Davis                              |
| vs. St. Louis, 10/4/09        | 13 pass to V. Davis, 24 pass to J. Morgan                            |
| vs. Philadelphia, 9/19/10     | 75 pass to J. Best, 19 pass to C. Johnson                            |
| @ Minnesota, 9/26/10          | 5 pass to T. Scheffler   |
| @ Green Bay, 10/3/10          | 23 pass to C. Johnson, 21 pass to C. Johnson                         |
| vs. St. Louis, 10/10/10       | 1 pass to C. Johnson, 3 pass to B. Pettigrew, 26 pass to N. Burleson |
| @ New York Giants, 10/17/10   | 14 pass to N. Burleson   |
| @ Buffalo, 11/14/10           | 20 pass to C. Johnson  |
| @ Dallas, 11/21/10            | 9 pass to N. Burleson, 14 pass to C. Johnson                         |
| vs. New England, 11/25/10     | 19 pass to C. Johnson  |
| @ Miami, 12/26/10             | 20 pass to B. Pettigrew, 53 pass to J. Best                          |
| vs. Minnesota, 1/2/11         | 7 pass to N. Burleson  |
| @ Tennessee, 9/23/12          | 3 pass to C. Johnson, 46 pass to T. Young                            |
| vs. Denver, 11/16/14          | 63 pass to K. Britt  |
| @ San Diego, 11/23/14         | 7 pass to S. Bailey  |
| vs. Oakland, 11/30/14         | 35 pass to T. Mason, 4 pass to C. Harkey, 2 run                      |
| @ Washington, 12/7/14         | 35 pass to J. Cook, 1 pass to J. Cook                                |
| vs. New York Giants, 12/21/14 | 23 pass to L. Kendricks, 47 pass to C. Givens                        |
| <b>Total</b>                  | <b>53 (49 passing, 4 rushing)</b>                                    |

## SWEET HOME MINNESOTA

Shaun Hill, who enters his 15th NFL season, returned to Minnesota in 2015 after beginning his professional football career with the Vikings as a rookie free agent in 2002. Hill served as a backup during his first Vikings tenure (2002-05) before moving on to San Francisco, Detroit and St. Louis, where he started 34 combined games. Hill was allocated to Amsterdam of NFL Europa for the 2003 season to hone his skills and thrived when given the opportunity to start. In 2015, Hill saw action in 3 games while backing up 3rd-year QB Teddy Bridgewater, including a game-winning FG drive in OT to lift the Vikings over his former team, St. Louis. While undrafted, Hill's work ethic and ability to adjust have helped him outlast the QBs drafted in 2002.

### QB's DRAFTED IN 2002

| PLAYER, COLLEGE                   | TEAM, ROUND, SELECTION |
|-----------------------------------|------------------------|
| David Carr, Fresno State          | Houston, 1, #1         |
| Joey Harrington, Oregon           | Detroit, 1, #3         |
| Patrick Ramsey, Tulane            | Washington, 1, #32     |
| Josh McCown, Sam Houston State    | Arizona, 3, #81        |
| David Garrard, East Carolina      | Jacksonville, 4, #108  |
| Randy Fasani, Stanford            | Carolina, 5, #137      |
| Kurt Kittner, Illinois            | Atlanta, 5, #158       |
| Brandon Doman, Brigham Young      | San Francisco, 5, #163 |
| Craig Nall, Northwestern State    | Green Bay, 5, #164     |
| J.T. O'Sullivan, California-Davis | New Orleans, 6, #186   |
| Seth Burford, Cal Poly-SLO        | San Diego, 7, #216     |
| Jeff Kelly, Southern Mississippi  | Seattle, 7, #232       |
| Ronald Curry, North Carolina      | Oakland, 7, #235       |
| Wes Pate, Stephen F. Austin       | Baltimore, 7, #236     |





# DANIELLE HUNTER #99

**POSITION:** DEFENSIVE END  
**HEIGHT/WEIGHT:** 6-5/252  
**DOB:** 10-29-94  
**HOMETOWN:** KATY, TX

**COLLEGE:** LSU  
**ACQUIRED:** D3 (#88) '15  
**NFL SEASON:** 2  
**VIKINGS SEASON:** 2

**2016 GP/GS**  
2/0

**Career GP/GS**  
16/1

**Playoffs GP/GS**  
1/0

- Earned spot on PFWA **All-Rookie** team in 2015.
- Ranked 2nd in the NFL among 2015 rookies with 6.0 sacks.
- Born in Jamaica, moved to the United States at age 8.

**OFF THE FIELD** Name is pronounced Duh-neal...Parents are of Jamaican descent; the family moved to the United States when Danielle was 8 years old...Majored in sports administration at LSU...Enjoys flying his Inspire 1 drone...During 2016 NFL Draft, he announced the Vikings 4th-round pick, Willie Beavers from Western Michigan, during a community event at Mall of America...Enjoys motor sports and is a Mopar enthusiast.

**HONORS** Named to 2015 PFWA **All-Rookie** team.

**PRO** Scored his 1st-career TD on a 24-yard fumble recovery at Tennessee (9/11/16), pairing with LB Eric Kendricks (77-yard INT-TD) to mark the 6th time in team history TDs were scored by INT and fumble returns in a single game...Gained playing time late in his rookie campaign, posting 3.5 sacks in the final 4 regular season games...Selected to Pro Football Writers of America **All-Rookie** team in 2015...Was the youngest player in the NFL in 2015, born 10/29/94, celebrating his 21st birthday 3 days before notching his 1st career full sack at Chicago (11/1) against Jay Cutler...The 3rd of 3 defensive players drafted by the Vikings with their opening 3 picks in 2015...The last LSU player drafted by the Vikings was DT Henry Thomas in 3rd round (#72) of 1987 draft, the beginning of a standout career... Played 5 seasons of football, 2 as a prep and 3 in college, before being selected in the NFL...Drafted in 3rd round (#88) in 2015.

**2016** Recorded 4 tackles (3 solo), including 1 TFL and 1 sack, 2 QBHs and 1 FF vs. Green Bay (9/18)...Scored his 1st-career TD on a 24-yard fumble recovery at Tennessee (9/11)...Paired with LB Eric Kendricks (77-yard INT-TD) to mark the 6th time in team history TDs were scored by INT and fumble returns in a single game...Also recorded 4 tackles (3 solo), 1 sack, 1 TFL and 5 QBHs against the Titans.

## HUNTER'S NFL TOTALS

| Year.....         | GP/GS       | Tackles   |           |           | Sacks      | INTs     | PBU      | TFL         | QBH       | FF/FR      | Teams    |
|-------------------|-------------|-----------|-----------|-----------|------------|----------|----------|-------------|-----------|------------|----------|
|                   |             | Solo      | Asst.     | Total     |            |          |          |             |           |            |          |
| 2015 (Min).....   | 14/1        | 24        | 10        | 34        | 6.0        | 0        | 1        | 10.0        | 25        | 1/0        | 5        |
| Playoffs.....     | 1/0         | 2         | 2         | 4         | 0.0        | 0        | 0        | 0.0         | 8         | 0/0        | 0        |
| 2016 (Min).....   | 2/0         | 6         | 2         | 8         | 2.0        | 0        | 0        | 2.0         | 7         | 1/1        | 1        |
| <b>Total.....</b> | <b>16/1</b> | <b>32</b> | <b>14</b> | <b>46</b> | <b>8.0</b> | <b>0</b> | <b>1</b> | <b>12.0</b> | <b>40</b> | <b>2/1</b> | <b>6</b> |
| Playoffs.....     | <b>1/0</b>  | <b>2</b>  | <b>2</b>  | <b>4</b>  | <b>0.0</b> | <b>0</b> | <b>0</b> | <b>0.0</b>  | <b>8</b>  | <b>0/0</b> | <b>0</b> |

## SINGLE-GAME CAREER HIGHS

Tackles..... 6..... vs. Chicago, 12/20/15  
 Solo Tackles.....5..... vs. Chicago, 12/20/15  
 Sacks..... 1.5..... vs. Chicago, 12/20/15  
 Tackles For Loss..... 2.0..... vs. Chicago, 12/20/15  
 Forced Fumble..... 1..... 2x, last vs. vs. Green Bay 9/18/16  
 Fumble Recovery..... 1..... at Tennessee, 9/11/16  
 QB Hurries.....7..... vs. NY Giants, 12/27/15

**2015** Continued to develop throughout his rookie season, playing his best in the final month of the season...Earned spot on **PFWA All-Rookie** team...Was 1 of 7 Vikings rookies to start during the season...Ranked 2nd in the NFL for sacks by a rookie with 6.0, trailing only Washington LB Preston Smith...Started 1st career game vs. Kansas City (10/18) and notched 1st shared sack of his career, teaming with Sharrif Floyd to sack Alex Smith...Had season-best 6 tackles and 1.5 sacks vs. Chicago (12/20)...Had 3-game streak late in the regular season when he had a sack in each contest- at Arizona (12/10), vs. Chicago (12/20) and vs. NY Giants (12/27)...Played in 1st career playoff game vs. Seattle (1/10/16), notching 4 tackles in Wild Card Playoff game...Was inactive for a pair of games- vs. Detroit (9/20) and vs. San Diego (9/27).

**COLLEGE** Full-time starter for the Tigers as a sophomore and junior...Played in 38 games with 23 starts, capping his career with 23 consecutive starts...Had 4.5 sacks and 21.0 tackles for loss in his career along with 142 tackles...Started all 13 games as a junior...Scored lone career TD vs. Mississippi State when he picked up a QB Dak Prescott fumble and rumbled 25 yards for the score on the 1st play of the 2nd half...Led LSU with 13.0 tackles for loss and ranked 10th in the SEC...Keyed Tigers defense that led the SEC with 316.8 yards allowed, 164.2 passing yards allowed and ranked #2 in the conference in points allowed at 17.5 points per game...Notched career-best 12 tackles against Auburn...Helped in upset win over #3 Ole Miss with 9 tackles and 2 tackles for loss in the 10-7 victory... Capped college career with 9 tackles against Notre Dame in Music City Bowl...Started 10 of the 13 games he played as a sophomore...Earned 1st start in 4th game of sophomore season against Auburn and never let go of the job...In 1st career start, had 8 tackles against eventual National Champion runner-up Auburn...Had 4 tackles and a sack in Outback Bowl win over Iowa...Saw action in 12 games as a freshman...Played primarily on special teams as a freshman.

**PREP** Ranked as a 4-star recruit at Morton Ranch High in Katy, TX...Helped school earn 1st Class 5A state playoff appearance... Played DE and TE.

## HUNTER'S SACKS

| GAME                           | QB                  | SACK       |
|--------------------------------|---------------------|------------|
| vs. Kansas City, 10/18/15..... | Alex Smith.....     | 0.5        |
| @ Chicago, 11/1/15.....        | Jay Cutler.....     | 1.0        |
| @ Oakland, 11/15/15.....       | Derek Carr.....     | 1.0        |
| @ Arizona, 12/10/15.....       | Carson Palmer.....  | 1.0        |
| vs. Chicago, 12/20/15.....     | Jay Cutler.....     | 1.5        |
| vs. NY Giants, 12/27/15.....   | Eli Manning.....    | 1.0        |
| at Tennessee, 9/11/16.....     | Marcus Mariota..... | 1.0        |
| vs. Green Bay, 9/18/16.....    | Aaron Rodgers.....  | 1.0        |
| <b>Total.....</b>              |                     | <b>7.0</b> |



# CHARLES JOHNSON #12

**POSITION:** WIDE RECEIVER  
**HEIGHT/WEIGHT:** 6-2/217  
**DOB:** 2-27-89  
**HOMETOWN:** ERLANGER, KY

**COLLEGE:** GRAND VALLEY STATE  
**ACQUIRED:** PS (CLE) '14  
**NFL SEASON:** 4  
**VIKINGS SEASON:** 3

- |                          |   |                              |
|--------------------------|---|------------------------------|
| <b>2016 GP/GS</b><br>2/2 | <b>Career GP/GS</b><br>24/12 (PS-GB,CLE; 24/12-MIN) | <b>Playoffs GP/GS</b><br>0/0 |
|--------------------------|---|------------------------------|
- Played part of 2013 season under Offensive Coordinator Norv Turner and Quarterbacks Coach Scott Turner in Cleveland.
  - Emerged late in the season for the Vikings in 2014, leading primary receivers with 15.3 yards per catch.
  - Had 1st career 100-yard game in the OT victory vs. NY Jets (12/7/14).

**OFF THE FIELD** Earned degree in biology in December 2012... Active with youth outreach programs... Aspires to a coaching career after his playing days are over... Brother played WR at Kentucky... Enjoys traveling in his free time and is trying to learn guitar... Helped Vikings honor the small Minnesota town of Caledonia and their CHS Warriors as the top football town in the state after another state title in 2015... Visited fans during the 2015 Minnesota State Fair.

**PRO** Led the Vikings WRs with a 15.3 yard-per-catch average during the 2014 season... Caught his 1st career TD pass on a 22-yard pass from rookie QB Teddy Bridgewater against the team that drafted him - vs. Green Bay (11/23/14)... Originally drafted by the Green Bay Packers in the 7th round (#216 overall) in the 2013 NFL Draft... Went through training camp and the preseason with the Packers before being signed to their practice squad on 9/2/13... Signed to the Cleveland Browns active roster 10/12/13... Placed on Cleveland's reserve/non-football injury list on 10/16/13... Spent the 2014 preseason with Cleveland before being signed to the Vikings active roster on 9/20/14.

**2016** Gained 15 yards on 2 catches vs. Green Bay (9/18)... Secured 1 reception for 5 yards at Tennessee (9/11).

**2015** Saw action in 11 games with 4 starts... Had a long of 35 on key drive at Chicago (11/1)... Started season opener at San Francisco (9/14)... Had season-high 3 catches vs. Detroit (9/20) in Vikings 1st win of the season... Had 3-game stretch with a catch of 20+ yards at Detroit (10/25), at Chicago (11/1) and vs. St. Louis (11/8) with a 21-yarder, 35-yarder and 25-yarder, respectively... Was inactive for final 3 games of the season and Wild Card Playoff game vs. Seattle (1/10/16).

**2014** Had breakout 1st season on the field after spending the entire 2013 season on practice squads (Green Bay and Cleveland) and reserve/non-football injury list (Cleveland)... Signed by the Vikings to the 53-man roster off Cleveland's

practice squad on 9/20 and was inactive on game day for opening 2 contests... Appeared in 1st career NFL game against the team that drafted him at Green Bay (10/2)... Started 6 games, appearing in 11 during 1st season seeing the field... Caught 1st career TD in 1st start vs. Green Bay (11/23)... Had lone career 100-yard game in Vikings OT victory vs. NY Jets (12/7), ending day with 103 yards on 4 catches with a career-long 56-yard TD from Bridgewater.

**2013** Drafted in the 7th round of the 2013 NFL Draft by the Green Bay Packers... Spent the preseason with the Packers before being signed to the practice squad on 9/2/13... Signed to Cleveland's 53-man roster on 10/12/13 4 days before being placed on reserve/non-football injury.

**COLLEGE** Earned 2nd-Team All-American honors in his 2nd and final season at Grand Valley State (MI)... Caught 128 passes for 2,229 yards and 31 TDs during time at Grand Valley State... Spent 2007 season at Eastern Kentucky... Spent a season playing at Antelope Valley College (2008) before sitting out of football in 2009.

**PREP** Attended Lloyd Memorial High in Elsmere, KY... Standout in 3 sports- football, basketball and track... Earned All-State honors in football... Placed 3rd and 4th, respectively, at state track meet as a senior in the 200m and 100m sprints.



## JOHNSON'S NFL TOTALS

| Year         | GP/GS        | No.       | RECEIVING  |             |            | TD       |
|--------------|--------------|-----------|------------|-------------|------------|----------|
|              |              |           | Yds.       | Avg.        | Lg         |          |
| 2014 (Min)   | 11/6         | 31        | 475        | 15.3        | 56t        | 2        |
| 2015 (Min)   | 11/4         | 9         | 127        | 14.1        | 35         | 0        |
| 2016 (Min)   | 2/2          | 3         | 20         | 6.7         | 10         | 0        |
| <b>Total</b> | <b>24/12</b> | <b>43</b> | <b>622</b> | <b>14.5</b> | <b>56t</b> | <b>2</b> |

## SINGLE-GAME CAREER HIGHS

Receptions..... 6..... vs. Chicago, 11/16/14  
 Receiving Yards ..... 103..... vs. NY Jets, 12/7/14  
 Long Reception ..... 56t..... vs. NY Jets, 12/7/14  
 Touchdown ..... 1..... vs. Green Bay, 11/23/14; vs. NY Jets, 12/7/14

## JOHNSON'S TOUCHDOWNS

**Game**..... **Play**  
 vs. Green Bay, 11/23/14 ..... 22 pass from Bridgewater  
 vs. NY Jets, 12/7/14 ..... 56 pass from Bridgewater  
**Total**..... **2 (2 receiving)**

## JOHNSON'S 100 YARD GAME

**Game**..... **Yds/Rec/TD**  
 vs. NY Jets, 12/7/14..... 103/4/1

**JOHNSON'S CAREER GAME-BY-GAME (\*-starts)**

| 2014          | MINNESOTA          | No.            | Yards         | Avg.        | Long       | TD       |
|---------------|--------------------|----------------|---------------|-------------|------------|----------|
| 9/7           | @ St. Louis        | .....          | NOT WITH TEAM |             |            |          |
| 9/14          | vs. New England    | .....          | NOT WITH TEAM |             |            |          |
| 9/21          | @ New Orleans      | .....          | INACTIVE      |             |            |          |
| 9/28          | vs. Atlanta        | .....          | INACTIVE      |             |            |          |
| 10/2          | @ Green Bay        | .....1         | 7             | 7.0         | 7          | 0        |
| 10/12         | vs. Detroit        | .....2         | 22            | 11.0        | 15         | 0        |
| 10/19         | @ Buffalo          | .....          | INACTIVE      |             |            |          |
| 10/26         | @ Tampa Bay        | .....2         | 18            | 9.0         | 12         | 0        |
| 11/2          | vs. Washington     | .....1         | 13            | 13.0        | 13         | 0        |
| 11/16         | @ Chicago          | .....6         | 87            | 14.5        | 24         | 0        |
| 11/23         | vs. Green Bay*     | .....3         | 52            | 17.3        | 22         | 1        |
| 11/30         | vs. Carolina*      | .....2         | 41            | 20.5        | 24         | 0        |
| 12/7          | vs. NY Jets*       | .....4         | 103           | 25.8        | 56t        | 1        |
| 12/14         | @ Detroit*         | .....5         | 72            | 14.4        | 40         | 0        |
| 12/21         | @ Miami*           | .....3         | 38            | 12.7        | 25         | 0        |
| 12/28         | vs. Chicago*       | .....2         | 22            | 11.0        | 18         | 0        |
| <b>Totals</b> | <b>GP/GS: 11/6</b> | <b>.....31</b> | <b>475</b>    | <b>15.3</b> | <b>56t</b> | <b>2</b> |

| 2015            | MINNESOTA          | No.           | Yards      | Avg.        | Long      | TD       |
|-----------------|--------------------|---------------|------------|-------------|-----------|----------|
| 9/14            | @ San Francisco*   | .....2        | 27         | 13.5        | 18        | 0        |
| 9/20            | vs. Detroit*       | .....3        | 20         | 3.3         | 4         | 0        |
| 9/27            | vs. San Diego*     | .....1        | 9          | 9.0         | 9         | 0        |
| 10/4            | @ Denver           | .....         | INACTIVE   |             |           |          |
| 10/18           | vs. Kansas City    | .....         | INACTIVE   |             |           |          |
| 10/25           | @ Detroit          | .....1        | 21         | 21.0        | 21        | 0        |
| 11/1            | @ Chicago          | .....1        | 35         | 35.0        | 35        | 0        |
| 11/8            | vs. St. Louis      | .....1        | 25         | 25.0        | 25        | 0        |
| 11/15           | @ Oakland          | .....0        | 0          | 0.0         | 0         | 0        |
| 11/22           | vs. Green Bay      | .....0        | 0          | 0.0         | 0         | 0        |
| 11/29           | @ Atlanta          | .....0        | 0          | 0.0         | 0         | 0        |
| 12/6            | vs. Seattle*       | .....0        | 0          | 0.0         | 0         | 0        |
| 12/10           | @ Arizona          | .....0        | 0          | 0.0         | 0         | 0        |
| 12/20           | vs. Chicago        | .....         | INACTIVE   |             |           |          |
| 12/27           | vs. NY Giants      | .....         | INACTIVE   |             |           |          |
| 1/3/16          | @ Green Bay        | .....         | INACTIVE   |             |           |          |
| <b>Totals</b>   | <b>GP/GS: 11/4</b> | <b>.....9</b> | <b>127</b> | <b>14.1</b> | <b>35</b> | <b>0</b> |
| <b>PLAYOFFS</b> |                    |               |            |             |           |          |
| 1/10/16         | vs. Seattle        | .....         | INACTIVE   |             |           |          |

**U.S. BANK STADIUM SIGNATURE ITEMS**

Minnesota's largest public works project kept most of the work confined within the state's border. During the duration of the 31-month construction period, more than 300 Minnesota businesses contributed to U.S. Bank Stadium construction with approximately 90% of the construction dollars, or more than \$700 million going back to Minnesotans. Mortenson Construction, based out of Golden Valley, Minn., built the stadium that broke ground on December 3, 2013.



| 2016                       | MINNESOTA        | No.      | Yards     | Avg.       | Long      | TD       |
|----------------------------|------------------|----------|-----------|------------|-----------|----------|
| 9/11                       | @ Tennessee      | .....1   | 5         | 5.0        | 5         | 0        |
| 9/18                       | vs. Green Bay    | .....2   | 15        | 7.5        | 10        | 0        |
| 9/25                       | @ Carolina       | .....    |           |            |           |          |
| 10/3                       | vs. NY Giants    | .....    |           |            |           |          |
| 10/9                       | vs. Houston      | .....    |           |            |           |          |
| 10/23                      | @ Philadelphia   | .....    |           |            |           |          |
| 10/31                      | @ Chicago        | .....    |           |            |           |          |
| 11/6                       | vs. Detroit      | .....    |           |            |           |          |
| 11/13                      | @ Washington     | .....    |           |            |           |          |
| 11/20                      | vs. Arizona      | .....    |           |            |           |          |
| 11/24                      | @ Detroit        | .....    |           |            |           |          |
| 12/1                       | vs. Dallas       | .....    |           |            |           |          |
| 12/11                      | @ Jacksonville   | .....    |           |            |           |          |
| 12/18                      | vs. Indianapolis | .....    |           |            |           |          |
| 12/24                      | @ Green Bay      | .....    |           |            |           |          |
| 1/1/17                     | vs. Chicago      | .....    |           |            |           |          |
| <b>Totals (GP/GS: 2/2)</b> | <b>.....</b>     | <b>3</b> | <b>20</b> | <b>6.7</b> | <b>10</b> | <b>0</b> |



**TOBY JOHNSON #69**

**POSITION:** DEFENSIVE TACKLE  
**HEIGHT/WEIGHT:** 6-4/325  
**DOB:** 9-1-91  
**HOMETOWN:** COLLEGE PARK, GA

**COLLEGE:** GEORGIA  
**ACQUIRED:** PS '15  
**NFL SEASON:** 1  
**VIKINGS SEASON:** 1

**2016 GP/GS**  
PS

**Career GP/GS**  
0/0

**Playoffs GP/GS**  
0/0

- Spent 1st week as a Viking on the practice squad for the playoff game vs. Seattle.
- Teammates at Hutchinson Community College with Vikings WR Cordarrelle Patterson.

**OFF THE FIELD** Majored in sociology at Georgia and is 1 class away from his degree...Hopes to pursue a career in criminal justice following football...Born in Moorhead, MS and moved to College Park, GA as a youngster...Played drums in his church.

**PRO** Joined Vikings for playoff week on practice squad, signing with club on 1/6/16...Spent time on practice squad with 3 teams during his rookie season, Jacksonville, Chicago and Minnesota...Originally signed with Tennessee as a rookie free agent, going through training camp and preseason with the Titans.

**2016** Joined the Vikings practice squad on 9/4/16.

**2015** Finished season on Vikings practice squad during playoff week vs. Seattle, joining club on 1/6/16...Vikings were the 3rd team he was part of practice squad with during his rookie campaign...Spent 1 week with Chicago practice squad during Week 16 of NFL season, signing on 12/15 and released on 12/22...Signed to Jacksonville practice squad for opening week of season, added to Jaguars roster on 9/7 and released on 9/15...Originally signed by Tennessee as a rookie free agent following the 2015 Draft, going through preseason and training camp with Titans before his release on 9/1.

**COLLEGE** Saw action in 23 career games in his 2 seasons at UGA...Played for 2 seasons at Georgia after transferring from Hutchinson CC...Made 34 tackles and 5 TFLs at Georgia...Piled up 87 tackles, 17 TFLs, 5.0 sacks, 9 PBUs, 1 FF, 1 FR and blocked 2 kicks during his junior college career at Hutchinson.

**PREP** Attended Banneker High in suburban Atlanta...Earned All-State honors as a TE and All-Region recognition as a DE...Standout in basketball and football.



# TOM JOHNSON #92

**POSITION:** DEFENSIVE TACKLE  
**HEIGHT/WEIGHT:** 6-3/288  
**DOB:** 8-30-84  
**HOMETOWN:** MOSS POINT, MS

**COLLEGE:** SOUTHERN MISSISSIPPI  
**ACQUIRED:** FA '14  
**NFL SEASON:** 6  
**VIKINGS SEASON:** 3

### 2016 GP/GS

2/0

### Career GP/GS

74/10 (40/0-NO; 34/10-MIN)

### Playoffs GP/GS

5/0 (1/0-MIN;  
4/0-NO)

• Played in NFL Europa, Arena Football League and Canadian Football League before landing a roster spot in 2011 with New Orleans, 5 seasons after his rookie season in 2006.

• Started career-high 8 games in 2015 for the Vikings, with all 10 career starts coming as a Viking in the past 2 seasons.

• Ranked 5th among NFC DTs with 6.5 sacks on the 2014 season, his career high in sacks for his career.

**OFF THE FIELD** Majored in coaching and sport administration...Aspires to a career in real estate when his football playing days are over...Has started a non-profit in his hometown of Moss Point, MS that promotes youth education...Has a daughter, Autumn Celeste Johnson...Father works as an electrician in the local shipyards in Mississippi.

**PRO** Ranks 6th in the NFL among interior linemen over past 2 seasons with 12.0 sacks, the highest total by an undrafted DT in that span...Played in 5th career playoff game when Vikings hosted Seattle in Wild Card matchup (1/10/16)...Has found a home on the Vikings line, notching best 2 seasons (2014-15) of his career in Minnesota...Re-signed with the Vikings during the 2015 offseason...Signed with the Vikings as a free agent in 2014 and had a career year, recording 6.5 sacks after entering the season with 5.0 sacks in 40 previous career games...Career took a winding path before finally earning a roster spot with New Orleans, playing in NFL Europa, the Arena Football League and Canadian Football League from 2007-10...Notched his 1st NFL sack against the Vikings in 2011...Originally entered NFL as a rookie free agent with Indianapolis in 2006, the same year Chad Greenway was a 1st-round pick by the Vikings, but did not see action in an NFL regular season game until 2011.

**2016** Compiled 5 tackles (2 solo), including 2 TFL and 1 sack, and 7 QBHs vs. Green Bay (9/18) Registered 3 QBHs at Tennessee (9/11).

**2015** Started career-high 8 games and played in all 16 along with Wild Card Playoff game...Helped Vikings claim NFC North title, winning the crown in the regular season finale at Green Bay (1/3/16), snapping the Packers' 4-year streak...Notched 5.5 sacks on the season, trailing only his career-high 6.5 set in his 2014 Vikings debut...Started 8 games at DT when Shariff Floyd would shift to NT in place of injured Linnal Joseph...Posted 1st career multi-sack game vs. NY Giants (12/27) when he caught Eli Manning twice...Had career-high 7 tackles vs. St. Louis (11/8), helping hold rookie phenom Todd Gurley in check during Vikings OT victory.

**2014** Had a breakout season as a reserve with the Vikings after signing as a free agent with the club during the 2014 offseason...Had streak of 4 straight weeks with at least 0.5 sack in a game- vs. Detroit (10/12), at Buffalo (10/19), at Tampa Bay (10/26) and vs. Washington (11/2)...Ranked 5th in NFC for sacks by a DT with 6.5...Started 1st career game against his old teammates at New Orleans (9/21) and later started at Detroit (12/14)...Recorded 6.5 sacks in 16 appearances after entering the season with 5.0 sacks in 40 career games in his 1st 3 seasons...Played a key role in the Vikings defensive transformation, the most improved defense in the NFL in 2014...Started the season with a strip-sack and 2 tackles in opener at St. Louis (9/7)...Notched career-high 5 tackles vs. Carolina (11/30).

**2013** Played in 12 games as Saints went 11-5 and earned Wild Card berth in the playoffs...Saw action in Wild Card playoff win at Philadelphia (1/4/14) and Divisional Game loss to eventual Super Bowl champions Seattle (1/11/14)...

Had season-high 4 tackles at Seattle (12/4)...Had a pair of games with a sack- at New England (10/13) and vs. Dallas (11/10).

**2012** Had career-high 33 tackles during the season and 2.0 sacks...Had season-high 4 tackles vs. Carolina (12/30)...Notched sacks at Oakland (11/18) and at Dallas (12/23).

**2011** Made debut on an NFL regular-season roster for Saints club that went 13-3 and advanced to the NFC Divisional Playoffs...Played in both New Orleans playoff games, a win over Detroit in Wild Card round and loss at San Francisco in Divisional Round...Posted 1st career sack when he caught Christian Ponder at Minnesota (12/18).

**2010** Played for Calgary in CFL...Helped Stampeders go 13-5 in regular season before losing in West Final to Saskatchewan...Had 4.0 sacks and 39 tackles.

**2009** Saw action in 6 games for Calgary in his CFL debut season, starting all 6 games...Notched 3.0 sacks and 13 tackles...Club advanced to West Final before losing to Saskatchewan.

**2008** Played in the Arena Football League with Philadelphia Soul and Grand Rapids Rampage.

**2007** Allocated by Colts to NFL Europa's Cologne Centurions...Notched 2.5 sacks...Returned to the United States to go to training camp with Colts...Released on 8/28 in roster cutdown.

**2006** Joined Colts as a rookie free agent on 5/9 and waived following preseason on 9/3...Was out of football for rest of 2006 season.

**COLLEGE** Played final 2 seasons with 12 starts at Southern Miss after transferring from Gulf Coast CC...Named 2nd-Team All-Conference USA as a senior at Southern Miss...Helped Golden Eagles to consecutive 7-5 seasons in 2004 and 2005, capping each season with victory in New Orleans Bowl, over North Texas and Arkansas State respectively...In 1st career game with Southern Miss, helped upset Nebraska in Lincoln 21-17 in 2004 season opener...Notched 54 tackles as a senior...Earned 2nd-Team NJCAA All-America honors in 2003 at Gulf Coast CC and was team's Defensive Line MVP both seasons

**PREP** Helped Moss Point (MS) High to Class 5A state title in 2000...Played football as a junior and senior, earning All-State and All-Coast honors as a senior...Invited to play in Mississippi state all-star game...Did not play football until junior year of high school.

## SUPERIOR INTERIOR

Vikings DT Tom Johnson has enjoyed the top 2 seasons of his career since joining the Vikings and helped the club rebuild the defense in the sound, disciplined image Head Coach Mike Zimmer wants. The team climbed to #13 in total defense and #5 in scoring defense, allowing 18.9 points per game. Johnson has not missed a game with the Vikings and has started 10 times. He tied for 6th among DTs with 12.0 sacks from 2014-15.

### 2014-15 NFL SACKS BY DTs

| PLAYER, TEAM                  | SACKS       |
|-------------------------------|-------------|
| Aaron Donald, St. Louis       | 20.0        |
| Gerald McCoy, Tampa Bay       | 17.0        |
| Kawaun Short, Carolina        | 14.5        |
| Ndamukong Suh, Detroit/Miami  | 14.5        |
| Geno Atkins, Cincinnati       | 14.0        |
| <b>Tom Johnson, Minnesota</b> | <b>12.0</b> |
| Marcell Dareus, Buffalo       | 12.0        |
| Jurrell Casey, Tennessee      | 12.0        |

**JOHNSON'S NFL TOTALS**

| Year.....          | GP/GS        | Tackles   |           |            | Sacks       | INTs     | PBU      | TFL       | QBH       | FF/FR      |
|--------------------|--------------|-----------|-----------|------------|-------------|----------|----------|-----------|-----------|------------|
|                    |              | Solo      | Asst.     | Total      |             |          |          |           |           |            |
| 2011 (NO).....     | 13/0         | 11        | 14        | 25         | 1.0         | 0        | 1        | --        | --        | 1/0        |
| Playoffs.....      | 2/0          | 0         | 1         | 1          | 0.0         | 0        | 0        | --        | --        | 0/0        |
| 2012 (NO).....     | 15/0         | 21        | 12        | 33         | 2.0         | 0        | 0        | --        | --        | 0/0        |
| 2013 (NO).....     | 12/0         | 6         | 9         | 15         | 2.0         | 0        | 0        | --        | --        | 0/0        |
| Playoffs.....      | 2/0          | 0         | 1         | 1          | 0.0         | 0        | 0        | --        | --        | 0/0        |
| 2014 (Min).....    | 16/2         | 21        | 11        | 32         | 6.5         | 0        | 0        | 8.0       | 30        | 1/0        |
| 2015 (Min).....    | 16/8         | 26        | 21        | 47         | 5.5         | 0        | 0        | 10.0      | 50        | 0/0        |
| Playoffs.....      | 1/0          | 1         | 1         | 2          | 0.0         | 0        | 0        | 0.0       | 1         | 0/0        |
| 2016 (Min).....    | 2/0          | 2         | 3         | 5          | 1.0         | 0        | 0        | 2.0       | 10        | 0/0        |
| <b>Totals.....</b> | <b>74/10</b> | <b>87</b> | <b>70</b> | <b>157</b> | <b>18.0</b> | <b>0</b> | <b>1</b> | <b>--</b> | <b>--</b> | <b>2/0</b> |
| Playoffs.....      | <b>5/0</b>   | <b>1</b>  | <b>3</b>  | <b>4</b>   | <b>0.0</b>  | <b>0</b> | <b>0</b> | <b>--</b> | <b>4</b>  | <b>0/0</b> |

**SINGLE-GAME CAREER HIGHS**

|                       |          |                                 |
|-----------------------|----------|---------------------------------|
| Tackles.....          | 7.....   | vs. St. Louis, 11/8/15          |
| Solo Tackles.....     | 4.....   | vs. NY Giants, 12/27/15         |
| Sacks.....            | 2.0..... | vs. NY Giants, 12/27/15         |
| Tackles For Loss..... | 2.....   | 2x, last vs. Green Bay, 9/18/16 |
| QB Hurries.....       | 8.....   | at Green Bay, 1/3/16            |
| Forced Fumble.....    | 1.....   | 2x, last at St. Louis, 9/7/14   |

**JOHNSON'S SACKS**

| GAME                          | QB                      | SACK        |
|-------------------------------|-------------------------|-------------|
| @ Minnesota, 12/18/11.....    | Christian Ponder.....   | 1.0         |
| @ Oakland, 11/18/12.....      | Carson Palmer.....      | 1.0         |
| @ Dallas, 12/23/12.....       | Tony Romo.....          | 1.0         |
| @ New England, 10/13/13.....  | Tom Brady.....          | 1.0         |
| vs. Dallas, 11/10/13.....     | Tony Romo.....          | 1.0         |
| @ St. Louis, 9/7/14.....      | Shaun Hill.....         | 1.0         |
| vs. New England, 9/14/14..... | Tom Brady.....          | 1.0         |
| vs. Detroit, 10/12/14.....    | Matthew Stafford.....   | 1.0         |
| @ Buffalo, 10/19/14.....      | Kyle Orton.....         | 1.0         |
| @ Tampa Bay, 10/26/14.....    | Mike Glennon.....       | 1.0         |
| vs. Washington, 11/2/14.....  | Robert Griffin III..... | 0.5         |
| @ Miami, 12/21/14.....        | Ryan Tannehill.....     | 1.0         |
| vs. San Diego, 9/27/15.....   | Philip Rivers.....      | 1.0         |
| @ Detroit, 10/25/15.....      | Matthew Stafford.....   | 1.0         |
| vs. Chicago, 12/20/15.....    | Jay Cutler.....         | 1.0         |
| vs. NY Giants, 12/27/15.....  | Eli Manning.....        | 2.0         |
| @ Green Bay, 1/3/16.....      | Aaron Rodgers.....      | 0.5         |
| vs. Green Bay, 9/18/16.....   | Aaron Rodgers.....      | 1.0         |
| <b>Total.....</b>             |                         | <b>18.0</b> |

**VIKINGS ORIGINAL STARTING LINEUP**

The Vikings have seen the NFL change dramatically over the years. The players who started the upset win over Chicago in the 1961 opener were a mix of future stars and aging veterans who were embarking on a new adventure with the NFL's fledgling franchise. The team started veteran signal-caller George Shaw instead of rookie phenom Fran Tarkenton, a footnote in history to Tarkenton's Hall of Fame career. Tarkenton came off the bench late in the 1st quarter to spearhead the Vikings to a win over the same Bears club that posted a dominating 30-7 win only two weeks prior in a preseason game played in Cedar Rapids, IA.

Tarkenton threw 4 TD passes and hit on 17-of-23 for 250 yards. The Vikings opened the scoring in the game with a Mike Mercer FG. Tarkenton connected with Bob Schnelker on the 1st TD pass of his career on a 14-yard toss. Tarkenton went on to throw TDs to Jerry Reichow from 29 yards, Hugh McElhenny from a yard out and ran for a 3-yard TD himself on a QB keeper. He rounded out the day with a 2-yard TD pass to Dave Middleton, and the upstart Vikings notched a 37-13 win.

**VIKINGS STARTING LINEUP IN 1961 OPENER VS. CHICAGO**

|         |   |
|---------|---|
| WR..... | Dave Middleton, 6-1, 190, 7th Year, Auburn          |
| LT..... | Grady Alderman, 6-3, 235, 2nd Year, Detroit         |
| LG..... | Gerry Huth, 5-11, 228, 4th Year, Wake Forest        |
| C.....  | Bill Lapham, 6-3, 250, 2nd Year, Iowa               |
| RG..... | Mike Rabold, 6-2, 240, 3rd Year, Indiana            |
| RT..... | Frank Youso, 6-4, 260, 4th Year, Minnesota          |
| TE..... | Bob Schnelker, 6-4, 215, 9th Year, Bowling Green    |
| WR..... | Dick Haley, 5-10, 195, 2nd Year, Pittsburgh         |
| QB..... | George Shaw, 6-0, 185, 7th Year, Oregon             |
| HB..... | Hugh McElhenny, 6-1, 190, 10th Year, Washington     |
| FB..... | Mel Triplett, 6-1, 215, 7th Year, Toledo            |
| DE..... | Jim Marshall, 6-3, 230, 2nd Year, Ohio State        |
| DT..... | Bill Bishop, 6-4, 250, 10th Year, North Texas State |
| OT..... | Ed Culpepper, 6-1, 255, 4th Year, Alabama           |
| DE..... | Don Joyce, 6-3, 255, 11th Year, Tulane              |
| LB..... | Dick Grecni, 6-1, 230, Rookie, Ohio                 |
| LB..... | Rip Hawkins, 6-3, 230, Rookie, North Carolina       |
| LB..... | Clancy Osborne, 6-3, 217, 3rd Year, Arizona State   |
| CB..... | Jack Morris, 6-0, 190, 4th Year, Oregon             |
| CB..... | Dick Pesonen, 6-0, 190, 2nd Year, Minnesota-Duluth  |
| SS..... | Rich Mostardi, 5-11, 188, 2nd Year, Kent State      |
| FS..... | Charlie Sumner, 6-1, 195, 5th Year, William & Mary  |





## LINVAL JOSEPH #98

**POSITION:** DEFENSIVE TACKLE

**HEIGHT/WEIGHT:** 6-4/329

**DOB:** 10-10-88

**HOMETOWN:** GAINESVILLE, FL

**COLLEGE:** EAST CAROLINA

**ACQUIRED:** FA '14

**NFL SEASON:** 7

**VIKINGS SEASON:** 3

### 2016 GP/GS

2/2

### Career GP/GS

83/76 (53/46-NYG; 30/30-MIN)

### Playoffs GP/GS

5/5 (1/1-MIN,  
4/4-NYG)

• Veteran DT earned Super Bowl XLVI title as a starter with NY Giants in win over New England to cap the 2011 season.

• Named **NFC Defensive Player of the Week** for game vs. St. Louis (11/8/15).

• Was born in the Virgin Islands and moved with his family to Florida when he was 10 years old.

**OFF THE FIELD** Born in the Virgin Islands and moved to the U.S. at age 10, settling with his family in Florida...Has a daughter, Elani...Active with Open Door Ministry in his home town of Gainesville, FL...Visited his home islands with Vikings defensive lineman Sharif Floyd...Floyd and Joseph have become friends as Joseph grew up in Gainesville, where Floyd attended UF...Majored in communications at ECU...Has a Maltese-Yorkie cross named Lucky...Was a state-champion weightlifter as a junior in high school...Had his #76 retired at Santa Fe HS during the 2015 offseason.

**PRO** Named **NFC Defensive Player of the Week** vs. St. Louis (11/8/15), only the 3rd time in Vikings history a DT has been presented the award and the 1st time in his career earning the honor...Signed with the Vikings as an unrestricted free agent in 2014...Starter on Giants run to Super Bowl XLVI title after the 2011 season when the team went from a 9-7 regular season to the Super Bowl win, including road wins in the NFC Divisional Round (at Green Bay) and NFC Championship Game (at San Francisco)...Durable player with 62 starts in 69 career games and has missed only 1 game from 2011-14...Originally selected in 2nd round (#46) by Giants in 2010.

**HONORS** Selected as 2015 **Vikings Defensive MVP**...Named **NFC Defensive Player of the Week** vs. St. Louis (11/8/15).

**2016** Recorded 8 tackles (5 solo), including 1 sack and a career-high-tying 3 TFL, and 5 QBHs vs. Green Bay (9/18)...Totaled 8 tackles (6 solo), 1 TFL, 1 sack, 2 QBHs and 1 FR (recovered by S Andrew Senjelo) at Tennessee (9/11).

**2015** Had strong season hampered by injuries, but helped lead Vikings stifling defense that keyed run to NFC North title...Played big role in Vikings ranking #5 in the NFL in scoring defense, allowing 18.9 points per game and ranking #13 in total defense...Named **NFC Defensive Player of the Week** for performance vs. St. Louis (11/8), the 1st time in his career being selected for the honor...Had a pair of 9-tackle games at Oakland (11/15) and vs. Green Bay (11/22)...Missed 4 games during the regular season but returned to start Wild Card Playoff game vs. Seattle (1/10/16), his 5th career playoff start.

**2014** 1 of 3 new starters along the Vikings defensive line in 2014...Started all 16 games after signing with the club as an unrestricted free agent during the offseason...Finished 2nd along the defensive line with 73 tackles, trailing only Everson Griffen (75)...Made his Vikings debut, which included 6 tackles, 1 TFL, 1.0 sack and 4 QB hurries, in the season opening win at St. Louis (9/7)...Helped the Vikings defense become the NFL's most improved in 2014, allowing 7.1 less offensive points per game than in 2013...1 of 8 new defensive starters for the Vikings in 2014.

**2013** Started 15 games...Part of NYG defense that ranked #12 in the NFL in total defense...Posted career-high 10 tackles at Carolina (9/22)...Notched 7 tackles and a sack against eventual Super Bowl champion vs. Seattle (12/15)...Missed 1 game with injury, inactive vs. Philadelphia (10/6)...Notched sack in a game at Philadelphia (10/27) when he caught Matt Barkley...Shared sack on Cowboys' Tony Romo at Dallas (9/8).

**2012** Started all 16 games for 1st time in career...Ranked 5th on team with 72 tackles...Notched career-high 4.0 sacks...Posted career-best 2.0 sacks at Dallas (10/28)...Had FF and FR vs. Washington (10/21).

**2011** Moved into full-time starter role with 15 starts and played in 16 games...Opened all 4 playoff games en route to Super Bowl XLVI title...Had career-high 9 solo tackles vs. Green Bay (12/4)...Had a tackle and tackle for loss in Super Bowl...Had 3 tackles each in opening 3 playoff games of run to the title...Notched 1st career sack on Dolphins QB Matt Moore vs. Miami (10/30/11).

**2010** Saw time in 6 games as a rookie, inactive for 10...Had season-best 5 solo stops at Green Bay (12/26)...Played in 1st NFL game vs. Chicago (10/3).

**COLLEGE** Started 27 of his 41 career games at ECU, opening 9 at NT and 18 at RDE...Earned 1st-Team All-Conference USA as a senior in 2009...Earned Honorable Mention All-Conference USA as a junior...Scored a rushing TD in 2009 for the Pirates on a 1-yard carry.

**PREP** Twice named Class AAA All-State and lettered 4 times in football...Earned state title in weightlifting as a junior...Competed in shot put and discus as team advanced to state meet...Holds the school record in the shot put and discus.

## LINVAL LEADS THE WAY

The Vikings defense paved the way for the club to go 11-5, win the NFC North and rank #5 in the NFL in scoring defense, largely because of the efforts up front led by Linval Joseph. In his 2nd season with the Vikings, Joseph earned his 1st career NFC Defensive Player of the Week for his breakout game vs. St. Louis in 2015 and was honored by the team as its Defensive MVP at the end of the season. Joseph became only the 3rd Vikings DT to earn the Defensive Player of the Week, joining some elite company in Hall of Famer John Randle and Vikings legend Keith Millard. Joseph is coached by Vikings defensive line mentor Andre Patterson, who also coached Randle during some of his most productive seasons with the Vikings in 1998-99 when Randle was an All-Pro and Pro Bowler.

### VIKINGS DTs NAMED NFC DEFENSIVE PLAYER OF THE WEEK

| PLAYER, GAME                       | STATS                                     |
|------------------------------------|---|
| Keith Millard, vs. Det., 10/8/89   | .....3 sacks, 7 tackles, 1 INT            |
| John Randle, @ Chi., 10/25/93      | .....3.5 sacks, 7 tackles                 |
| John Randle, vs. SF, 12/26/94      | .....2 sacks, 1 FF, 1 FR, 2 tackles       |
| John Randle, vs. GB, 9/22/96       | .....2 sacks, 2 FF, 3 tackles             |
| John Randle, vs. TB, 10/3/99       | .....2 sacks, 1 FF, 1 FR, 1 PD, 4 tackles |
| John Randle, vs. Det., 1/2/00      | .....2 sacks, 1 FF, 3 tackles             |
| Kevin Williams, vs. Jax., 11/28/04 | .....6 tackles, 1 sack, 1 FR TD           |
| Linval Joseph, vs. STL, 11/8/15    | .....8 tackles, 3 TFL, 0.5 Sack, 4 QBH    |



**JOSEPH'S NFL TOTALS**

| Year.....GP/GS           | Tackles    |            |            | Sacks       | INTs     | PBU      | TFL       | QBH       | FF/FR      |
|--------------------------|------------|------------|------------|-------------|----------|----------|-----------|-----------|------------|
|                          | Solo       | Asst.      | Total      |             |          |          |           |           |            |
| 2010 (NYG).....6/0       | 8          | 3          | 11         | 0.0         | 0        | 0        | --        | --        | 0/0        |
| 2011 (NYG).....16/15     | 34         | 15         | 49         | 2.0         | 0        | 3        | --        | --        | 0/0        |
| <i>Playoffs</i> .....4/4 | 6          | 5          | 11         | 0.0         | 0        | 0        | --        | --        | 0/0        |
| 2012 (NYG).....16/16     | 39         | 33         | 72         | 4.0         | 0        | 0        | --        | --        | 1/2        |
| 2013 (NYG).....15/15     | 51         | 24         | 75         | 3.0         | 0        | 0        | --        | --        | 1/1        |
| 2014 (Min).....16/16     | 44         | 29         | 73         | 3.0         | 0        | 1        | 7.0       | 27        | 0/0        |
| 2015 (Min).....12/12     | 43         | 28         | 71         | 0.5         | 0        | 2        | 8.0       | 26        | 1/0        |
| <i>Playoffs</i> .....1/1 | 4          | 2          | 6          | 0.0         | 0        | 0        | 0.0       | 1         | 0/0        |
| 2016 (Min).....2/2       | 11         | 5          | 16         | 2.0         | 0        | 0        | 4.0       | 7         | 1/0        |
| <b>Totals</b> .....83/76 | <b>230</b> | <b>137</b> | <b>367</b> | <b>14.5</b> | <b>0</b> | <b>6</b> | <b>--</b> | <b>--</b> | <b>4/3</b> |
| <i>Playoffs</i> .....5/5 | <b>10</b>  | <b>7</b>   | <b>17</b>  | <b>0.0</b>  | <b>0</b> | <b>0</b> | <b>--</b> | <b>--</b> | <b>0/0</b> |

**SINGLE-GAME CAREER HIGHS**

Tackles.....10..... at Carolina, 9/22/13  
 Solo Tackles.....9..... vs. Green Bay, 12/4/11  
 Sacks.....2.0..... at Dallas, 10/28/12  
 Tackles for Loss.....3..... vs. St. Louis, 11/8/15; vs. Green Bay, 9/18/16  
 Forced Fumble.....1..... vs. Washington, 10/21/12; at Dallas, 9/9/13; at Oakland, 11/15/15; at Tennessee, 9/11/16  
 Fumble Recovery.....1..... vs. Washington, 10/21/12; vs. N.O., 12/9/12; vs. Washington, 12/29/13

**JOSEPH'S SACKS**

| GAME                           | QB                    | SACK        |
|--------------------------------|-----------------------|-------------|
| vs. Miami, 10/30/11.....       | Matt Moore.....       | 1.0         |
| @ San Francisco, 11/13/11..... | Alex Smith.....       | 1.0         |
| vs. Dallas, 9/5/12.....        | Tony Romo.....        | 1.0         |
| @ San Francisco, 10/14/12..... | Alex Smith.....       | 1.0         |
| @ Dallas, 10/28/12.....        | Tony Romo.....        | 2.0         |
| @ Dallas, 9/8/13.....          | Tony Romo.....        | 0.5         |
| @ Philadelphia, 10/27/13.....  | Matt Barkley.....     | 1.0         |
| vs. Dallas, 11/24/13.....      | Tony Romo.....        | 0.5         |
| vs. Seattle, 12/15/13.....     | Russell Wilson.....   | 1.0         |
| @ St. Louis, 9/7/14.....       | Austin Davis.....     | 1.0         |
| vs. Detroit, 10/12/14.....     | Matthew Stafford..... | 0.5         |
| @ Buffalo, 10/19/14.....       | Kyle Orton.....       | 1.0         |
| vs. Chicago, 12/28/14.....     | Jay Cutler.....       | 0.5         |
| vs. St. Louis, 11/8/15.....    | Nick Foles.....       | 0.5         |
| at Tennessee, 9/11/16.....     | Marcus Mariota.....   | 1.0         |
| vs. Green Bay, 9/18/16.....    | Aaron Rodgers.....    | 1.0         |
| <b>Total</b> .....             |                       | <b>14.5</b> |

**LONDON CALLING**


The NFL has raised the profile of the game internationally in recent years, and in 2013, the Vikings experienced the 1st regular season game on international soil in club history, a 34-27 victory over the Pittsburgh Steelers. The Vikings have a proud history of playing internationally and were among the groundbreaking teams in the NFL to play overseas- playing the 1st NFL game in London and the 1st NFL game in Sweden.




Vikings practice in the shadow of Berlin's Olympic Stadium in the 1993 preseason.

**VIKINGS INTERNATIONAL GAMES (PRESEASON)**

- 8/6/83.... London, England..... Minnesota 28, St. Louis 10
- 8/14/88 .. Goteborg, Sweden..... Minnesota 28, Chicago 21
- 8/7/93 .... Berlin, Germany..... Minnesota 20, Buffalo 6
- 8/6/94.... Tokyo, Japan..... Minnesota 17, Kansas City 9





# MATT KALIL #75

**POSITION:** TACKLE  
**HEIGHT/WEIGHT:** 6-7/317  
**DOB:** 7-6-89  
**HOMETOWN:** CORONA, CA

**COLLEGE:** SOUTHERN CALIFORNIA  
**ACQUIRED:** D1a (#4) '12  
**NFL SEASON:** 5  
**VIKINGS SEASON:** 5

**2016 GP/GS**  
2/2

**Career GP/GS**  
66/66

**Playoffs GP/GS**  
2/2

- The 2nd-highest drafted offensive lineman in Vikings history behind Hall of Famer and fellow USC star Ron Yary, #1 in 1968.
- Brother, Ryan, is a Pro Bowl C for Carolina and father, Frank, was signed by Buffalo as a C before playing in the USFL.
- Has not missed a game in his opening 4 NFL seasons with 64 consecutive regular season starts and 2 in the playoffs.

**OFF THE FIELD** Strong football family includes father, Frank, who played C at Arkansas and Arizona before being signed by Buffalo (1982) and going on to play in the USFL with the Arizona Wranglers (1983) and Houston Gamblers (1984)... Brother, Ryan, is a Pro Bowl C for Carolina Panthers...Mother, Cheryl, was Miss California 1981...Sister, Danielle, has performed the National Anthem at NFL games, including Vikings-Carolina game in 2013 when her brothers were playing against each other for the 1st time in their careers...Majored in sociology...Owns several locations of Pieleology Pizzeria in California and Minnesota...Married to Haley in 2016 offseason...Active in the Twin Cities through the Minnesota Coalition for Battered Women...Has worked to raise funds for the Cancer Research Center at the University of Minnesota.

**HONORS** Named to 2012 **Pro Bowl**...Earned 2012 **All-Rookie** honors from PFW/PFWA.

**PRO** Has started all 64 regular season games and 2 playoff games through his opening 4 years in the NFL...Helped Adrian Peterson run to 2nd-best rushing season in NFL history with 2,097 yards in 2012 en route to earning MVP honors...Honored with a **Pro Bowl** berth and **All-Rookie** honors in 2012...Stepped into starting lineup at LT as a rookie in 2012, opening all 16 games and Wild Card playoff...Joined Todd Stuessie in 1994 as the only OTs to start all 16 games of their rookie campaigns in team history (now includes T.J. Clemmings in 2015)...Was the #4 overall pick in 2012 Draft and the highest-selected offensive lineman...Became the 8th offensive lineman drafted by the Vikings in the 1st round in team history...The 2nd-highest drafted O-lineman in Vikings history behind Hall of Famer and fellow USC OT Ron Yary, the #1 overall pick in 1968...Becomes the 3rd USC OT the Vikings have drafted in the 1st round, joining Yary and Steve Riley, #25 in 1974...Was the highest-drafted Vikings player since Hall of Fame DE Chris Doleman was #4 pick in the 1985 Draft...Declared for the NFL Draft following his junior season.

**2016** Started at LT vs. Green Bay (9/18)...Started at LT for an offensive line that did not permit a sack at Tennessee (9/11).

**2015** Cleared the way for Adrian Peterson to lead the NFL with 1,485 yards rushing, the 3rd time in his career leading the NFL in rushing...Helped Vikings to 11-5 mark and NFC North championship, the 1st time since 2009 winning the Division and earning a playoff berth for the 2nd time in his career...Provided Vikings consistency at LT as rest of the line was shuffled due to injury, Kalil was the only lineman in 2015 to return to his same position from 2014...Part of offensive line that started every game as a unit, the only 2015 NFL line to do so...Started every game for the 4th consecutive season, including playoff contest vs. Seattle (1/10/16)...Part of a disciplined line unit that committed 30 penalties as an offense, the fewest by an offense in the NFL.

**2014** Started all 16 games at LT for 3rd straight season...In the Vikings opening win at St. Louis (9/7), Kalil anchored the left side of the offensive line that paved the way for Cordarrelle

Patterson to run for 102 yards, the highest rushing output by a WR in team history...Started all 16 games for the 3rd consecutive season...Anchored the left side of the offensive line that saw 8 different starters and 5 different starting offensive line combinations...Paved the way for 3 different leading rushers in the 1st 4 games of the 2014 campaign...Protected QB Teddy Bridgewater on his way to being named Pepsi Rookie of the Year...Cleared the way for rookie RB Jerick McKinnon to surpass to 100-yard rushing mark twice (vs. Atlanta, 9/28 and at Buffalo, 10/19)...Was the only Vikings OL to play every offensive snap of the season.

**2013** Started all 16 games for the 2nd consecutive season... Joins John Sullivan as the only 2 offensive linemen to start in every game over the past 2 seasons...Played a major role in Adrian Peterson eclipsing the 1,000 yard rushing mark with 10+ rushing TDs for the 2nd consecutive season...Paved the way for 3rd-string RB Matt Asiata to tie Vikings record with 3 rushing TDs in a game vs. Philadelphia (12/15) and 2 in the final game played at Mall of America Field...Helped the Vikings offense put up a franchise-record 48 offensive points in the Metrodome vs. Philadelphia (12/15/13)...The Vikings rushing attack ranked 8th in the NFL and led the NFL with 23 rushing TDs as a team.

**2012** Part of Vikings line that started all 16 games and the Wild Card playoff game as a unit...Helped Adrian Peterson set franchise record and post the 2nd-best season in NFL history with 2,097 yards en route to earning NFL MVP honors...Tabbed as an **All-Rookie** choice...Named to **Pro Bowl** roster as a late injury replacement...Paved the way for Peterson to tie his own Vikings record with 10 games over the 100-yard mark and tied his own team record with 2 games of 200+ yards during the season.

**COLLEGE** Consensus All-American as a junior in 2011...Joined brother, Ryan, as only the 3rd set of brothers in USC history to each earn 1st-Team All-America honors, joining Marlin and Mike McKeever and Clay and Bruce Matthews...Started his final 26 games at USC at LT along with his 1st career start coming at RT in the 2009 Emerald Bowl...Won the Morris Trophy as a junior, presented to the Pac 12's top offensive lineman, joining brother, Ryan, in winning the award in 2006, the only brother duo to earn the honor...As a junior, notched a pair of blocked PATs and FGs...Tabbed as 1st-Team All-Pac 12 as a sophomore and junior...Started 13 games as junior and 13 games as a sophomore at LT...Started 1st career game at RT in 2009 vs. Boston College in Emerald Bowl...Redshirted in 2008.

**PREP** Standout at Servite High in Anaheim...Earned consensus All-America honors from Parade, Super Prep and Prep Star...Named 2nd-Team USA Today All-USA honoree...Tabbed as 1st-Team All-State player as a sophomore, junior and senior...Selected as All-Trinity League Co-Lineman of the Year as a senior...A 5-star recruit by Rivals.com.

## KALIL'S CAREER GAMES/STARTS

| Year            | GP/GS        |
|-----------------|--------------|
| 2012 (Min)      | 16/16        |
| Playoffs        | 1/1          |
| 2013 (Min)      | 16/16        |
| 2014 (Min)      | 16/16        |
| 2015 (Min)      | 16/16        |
| Playoffs        | 1/1          |
| 2016 (Min)      | 2/2          |
| <b>Totals</b>   | <b>66/66</b> |
| <b>Playoffs</b> | <b>2/2</b>   |



## JAYRON KEARSE #27

**POSITION:** SAFETY  
**HEIGHT/WEIGHT:** 6-4/215  
**DOB:** 2-11-94  
**HOMETOWN:** FORT MYERS, FL

**COLLEGE:** CLEMSON  
**ACQUIRED:** D7b (#244) '16  
**NFL SEASON:** R  
**VIKINGS SEASON:** R

**2016 GP/GS**  
2/0

**Career GP/GS**  
1/0

**Playoffs GP/GS**  
0/0

- Nephew of former NFL standout DE Jevon Kearse.
- Played on youth football teams in South Florida with future Clemson and Vikings teammate Mackensie Alexander.

**OFF THE FIELD** Related to former NFL players DE Jevon Kearse (uncle) and CB Phillip Buchanon (cousin), both 1st-round selections...Majored in communication studies at Clemson... Has a daughter, Ja'riah.

**PRO** Selected in the 7th round (#244) of the 2016 NFL Draft after declaring after his junior year...Clemson's 9 players drafted in 2016 trailed only Ohio State's 12.

**2016** Competed on special teams vs. Green Bay (9/18)...Tallied 1 special teams tackle in his NFL debut at Tennessee (9/11).

**COLLEGE** A 2-year starter at SS, appearing in 40 games with 29 starts at Clemson...Earned 1st-team All-American honors from the AP in 2015, totaling 87 tackles, 6.5 TFLs, 1 INT and 8 PBUs...Shared Player of the Game honors after setting a career-best with 3 TFLs vs. Georgia Tech (10/10/15)...Had 10 tackles in the Capital One Orange Bowl vs. Oklahoma (12/31/15)... Recorded 3 tackles in the National Championship Game against Alabama (1/11/16)...Had 67 tackles, 5 TFLs, 3.0 sacks, 2 INTs and 7 PBUs in 2014...Collected 4 tackles and 1 INT at #1 Florida State (9/20/14)...Had 4 tackles and 1 FR in the Russell Athletic Bowl vs. Oklahoma (12/29/14)...Totaled 55 tackles, 0.5 TFLs and a career-high 4 INTs in 2013...Had 9 tackles and a key INT vs. Ohio State (1/13/14) in the Orange Bowl.

**PREP** Was rated the #16 athlete in the nation by Rivals.com...Named the area Defensive Player of the Year at South Fort Myers HS...Helped his team to an 11-2 record as a senior... Scored 10 total TDs on offense as a senior...Had 1,600 rushing yards and 17 TDs as a junior...Attended the same HS as Bills WR Sammy Watkins, who also played at Clemson...Played in the Offense-Defense Bowl in Houston.

### KEARSE'S NFL TOTALS

| Year.....           | GP/GS      | Tackles  |          |          |            |          |          | Special  |          |            |          |
|---------------------|------------|----------|----------|----------|------------|----------|----------|----------|----------|------------|----------|
|                     |            | Solo     | Asst.    | Total    | Sacks      | INTs     | PBU      | TFL      | QBH      | FF/FR      | Teams    |
| 2016 (Min).....     | 2/0        | 0        | 0        | 0        | 0.0        | 0        | 0        | 0        | 0        | 0/0        | 1        |
| <b>Totals</b> ..... | <b>2/0</b> | <b>0</b> | <b>0</b> | <b>0</b> | <b>0.0</b> | <b>0</b> | <b>0</b> | <b>0</b> | <b>0</b> | <b>0/0</b> | <b>1</b> |



## ERIC KENDRICKS #54

**POSITION:** LINEBACKER  
**HEIGHT/WEIGHT:** 6-0/232  
**DOB:** 2-29-92  
**HOMETOWN:** FRESNO, CA

**COLLEGE:** UCLA  
**ACQUIRED:** D2 (#45) '15  
**NFL SEASON:** 2  
**VIKINGS SEASON:** 2

**2016 GP/GS**

2/2

**Career GP/GS**

16/13

**Playoff GP/GS**

1/1

- The 2nd Vikings rookie to lead team in tackles in team history and the 1st since 1961 expansion season when Rip Hawkins led the club.
- UCLA's all-time leading tackler with 481 career stops. Led the nation in solo tackles (101) in 2014.

**OFF THE FIELD** Earned his degree in political science... Father, Horace, was a RB at UCLA and went on to play in the Canadian Football League...Brother, Mychal, attended California and was drafted by the Philadelphia Eagles in the 2nd round (#46 overall) in the 2012 NFL Draft, 1 pick lower than little brother Eric would go 3 years later...The Kendricks brothers will face each other during the 2016 regular season when the Vikings visit Philadelphia...Named to the Athletic Director's Honor Roll each year from 2011-14... "Leap Year" baby born on 2/29/92 in Clovis, CA...1 of 8 siblings.

**HONORS** Named **NFC Defensive Player of the Week** for game at Tennessee (9/11/16)...Named to PFWA **All-Rookie Team** for 2015...Earned **NFC Defensive Rookie of the Month** for October 2015.

**PRO** Scored his 1st-career TD, returning an INT 77 yards, at Tennessee (9/11/16)...Paired with DE Danielle Hunter (24-yard FR-TD) to mark the 6th time in team history TDs were scored by INT and fumble returns in a single game...Took over regular starting role for Vikings at MLB as a rookie in 2015...Became the 2nd Vikings rookie to lead team in tackles when he posted 105 in 2015 (Rip Hawkins, 1961)...Selected in the 2nd Round with the #45 overall pick in 2015 NFL Draft...College roommate and teammate of 2014 1st-round selection, Anthony Barr.



Eric Kendricks and Chad Greenway showed their artistic talents during the Vikings 11th Annual Playground Build in 2016 at Linwood Monroe Arts School in St. Paul.

**2016** Posted 5 stops (3 solo), including 1 TFL, 1 FF (recovered by S Andrew Sendejo) and 1 PD vs. Green Bay (9/18)...Scored his 1st-career TD, returning an INT 77 yards, to give the Vikings its 1st lead of the day in the season opener at Tennessee (9/11)... Paired with DE Danielle Hunter (24-yard FR-TD) to mark the 6th time in team history TDs were scored by INT and fumble returns in a single game...Also posted 7 tackles (5 solo), including 1 TFL, against the Titans.

**2015** Stepped into starting role early in rookie campaign and went on to lead team in tackles with 105, the 2nd time in team history a rookie led the team in stops...Honored in postseason with spot on the PFWA/PFWA **All-Rookie Team**...Selected as **NFC Defensive Rookie of the Month** for October 2015 when he had 25 tackles and 4 sacks in a 3-game span...Ranked tied for 2nd in Vikings history with 4.0 sacks by a rookie LB and ranks tied for 4th in club history for starts by a rookie LB... Helped Vikings to an 11-5 mark and NFC North title, winning the Division for the 1st time since 2009 and snapping a 4-year streak by Green Bay, winning the crown at Lambeau Field in the regular season finale...Part of rookie group that tied a team record by starting 6 players in a game when Kendricks joined T.T.J. Clemmings, W.R. Stefon Diggs, LB Edmond Robinson, CB Trae Wayne and S Anthony Harris in the starting lineup at Arizona (12/10)...Notched season-best 13 tackles vs. Kansas City (10/18)...Had season-high 2.0 sacks at Detroit...Took over starting duties at MLB at eventual Super Bowl champion Denver (10/4), a narrow 23-20 loss, and notched 1st career sack when he hauled down future Hall of Famer Peyton Manning... Missed 2 games, vs. St. Louis (11/8) and at Oakland (11/15) with injury...Had 3-game streak with a sack- at Denver, vs. Kansas City and at Detroit.

**COLLEGE** All-time leading tackler in UCLA history with 481 tackles...Started 42 career games for the Bruins...Became UCLA's 1st Butkus Award winner in 2014...Won the Lott IMPACT Trophy, the 2nd straight season a Bruin won that award (Anthony Barr, 2013)...Earned All-American praise as a senior... Led UCLA in tackles each season from 2012-14...INT return for TD vs. Virginia, 3rd TD of his career...Co-Captain in 2014...Presented at team banquet with Best Leadership Award, Heart Award and Most Valuable Player Award...Co-Captain in 2013 earning honorable mention all-conference and all-academic team...Started all 14 games as a sophomore and earned honorable mention All-Pac-12 and academic all-conference as sophomore...Started 3 of his 14 contests as a freshman and ranked 2nd on the team in tackles (76), earning the Bruins Rookie of the Year award... Honorable mention as freshman All-American and Pac-12 all-academic team...Took a redshirt in 2010 and was named the team's Outstanding Scout Team Player.

**PREP** 3-year letter winner at Herbert Hoover High School in Fresno, CA...Saw action at LB, QB, RB, K and P...Served as team captain during his junior and senior seasons...Notched 117 tackles and 2 INTs as a senior...Scored 14 TDs on offense...Named 1st-Team All-League defense by the Fresno Bee during junior and senior campaigns...Standout in basketball and baseball... Team captain and 1st-Team All-League in 2009 in basketball... First-Team All-League in 2009-10 in baseball...Named 2010 male Tri-Athlete of the Year at Herbert Hoover HS.

## KENDRICKS' NFL TOTALS

| Year.....           | GP/GS        | Tackles   |           |            | Sacks      | INTs     | PBU      | TFL         | QBH      | FF/FR      |
|---------------------|--------------|-----------|-----------|------------|------------|----------|----------|-------------|----------|------------|
|                     |              | Solo      | Asst.     | Total      |            |          |          |             |          |            |
| 2015 (Min).....     | 14/11        | 80        | 25        | 105        | 4.0        | 0        | 2        | 11.0        | 9        | 0/0        |
| Playoffs.....       | 1/1          | 4         | 4         | 8          | 0.0        | 0        | 2        | 0.0         | 0        | 0/0        |
| 2016 (Min).....     | 2/2          | 8         | 4         | 12         | 0.0        | 1        | 2        | 2.0         | 0        | 1/0        |
| <b>Totals</b> ..... | <b>16/13</b> | <b>90</b> | <b>29</b> | <b>117</b> | <b>4.0</b> | <b>1</b> | <b>4</b> | <b>13.0</b> | <b>9</b> | <b>1/0</b> |
| Playoffs.....       | 1/1          | 4         | 4         | 8          | 0.0        | 0        | 2        | 0.0         | 0        | 0/0        |

## SINGLE-GAME CAREER HIGHS

|                       |     |                               |
|-----------------------|-----|-------------------------------|
| Tackles.....          | 13  | vs. Kansas City, 10/18/15     |
| Solo Tackles.....     | 11  | vs. Kansas City, 10/18/15     |
| Sacks.....            | 2.0 | at Detroit, 10/25/15          |
| Tackles for Loss..... | 3   | 2x, last at Green Bay, 1/3/16 |
| QB Hurries.....       | 4   | at Detroit, 10/25/15          |
| Interception.....     | 1   | at Tennessee, 9/11/16         |
| Long INT Return.....  | 77t | at St. Louis, 9/7/14          |
| INT Return TDs.....   | 1   | at Tennessee, 9/11/16         |
| Passes Defensed.....  | 2   | vs. Kansas City, 10/18/15     |

## ROOKIE TOPS IN TACKLES

Vikings LB **Eric Kendricks** became only the 2nd rookie in team history to lead the club in tackles, a feat not accomplished since the inaugural season in 1961 when LB Rip Hawkins notched 126. Kendricks also ranked 2nd in Vikings history for sacks in a season by a rookie LB with 4.0 and tied for 4th for most starts in a season by a rookie LB with 11.

### TACKLES IN A SEASON BY VIKINGS ROOKIES

| PLAYER, SEASON, TEAM RANK           | TACKLES    |
|-------------------------------------|------------|
| Harrison Smith, S, 2012, #2         | 129        |
| Rip Hawkins, LB, 1961, #1           | 126        |
| Chris Doleman, DE, 1985, #3         | 109        |
| <b>Eric Kendricks, LB, 2015, #1</b> | <b>105</b> |

### KENDRICKS' INTERCEPTION

| GAME                 | QB             | INT (YDS) |
|----------------------|----------------|-----------|
| @ Tennessee, 9/11/16 | Marcus Mariota | 1 (77t)   |

### KENDRICKS' TOUCHDOWN

| GAME                 | PLAY   |
|----------------------|--------|
| @ Tennessee, 9/11/16 | 77 INT |

### KENDRICKS' SACKS

| GAME                      | QB               | SACK       |
|---------------------------|------------------|------------|
| @ Denver, 10/4/15         | Peyton Manning   | 1.0        |
| vs. Kansas City, 10/18/15 | Alex Smith       | 1.0        |
| @ Detroit, 10/25/15       | Matthew Stafford | 2.0        |
| <b>Total</b>              |                  | <b>4.0</b> |



## ZAC KERIN #67

**POSITION:** GUARD  
**HEIGHT/WEIGHT:** 6-5/305  
**DOB:** 8-13-91  
**HOMETOWN:** LEWIS CENTER, OH

**COLLEGE:** TOLEDO  
**ACQUIRED:** UDFA '14  
**NFL SEASON:** 2  
**VIKINGS SEASON:** 2

**2016 GP/GS**  
0/0

**Career GP/GS**  
4/0

**Playoff GP/GS**  
1/0

- Signed as an undrafted free agent following the 2014 NFL Draft.
- Made NFL debut vs. St. Louis (11/8/15).

**OFF THE FIELD** Will receive bachelor's degree in civil engineering from Toledo upon completion of an internship...Enjoys fishing and paintball...Father is a police officer and mother is an accountant.

**PRO** Saw action in 4 regular season games and the Wild Card Playoff in 2015...Began 2015 on Vikings 53-man roster but did not play in a game until his debut vs. St. Louis (11/8/15)...Entered the league as an undrafted free agent following the 2014 NFL Draft...Continued to develop throughout rookie season in 2014 spending all 16 weeks on the Vikings practice squad.

**2016** Was active, but did not play vs. Green Bay (9/18) and at Tennessee (9/11).

**2015** Spent season as backup and played on special teams...Made NFL game debut vs. St. Louis (11/8) when he replaced

injured G Brandon Fusco for 1 play...Played on special teams in final 3 straight regular season games and playoff game...Saw time on career-high 10 special teams snaps vs. NY Giants (12/27) on *Sunday Night Football*.

**2014** Was 1 of 4 Vikings to earn a place on the Vikings practice squad throughout his entire rookie season...Released in roster cuts on 8/30 and signed to practice squad on 8/31 where he remained for rest of rookie campaign...Saw preseason action with Vikings at C and on special teams...Joined Vikings on 5/13 as a rookie free agent.

**COLLEGE** Selected to the All-MAC team 3 consecutive seasons, 2013 (2nd-Team), 2012 (1st-Team), 2011 (2nd-Team)...Appeared in 50 games, earning 38 career starts. Did not miss a game over the final 3 years of his collegiate career...Anchored an offensive line that allowed only 5 sacks during the 2013 campaign, which ranked 1st nationally.

**PREP** Named 1st-Team All-District and special mention All-State at Olentangy (OH) HS... Selected to play in the North-South All-Star Game...Played OL and DL.



# EMMANUEL LAMUR #59

**POSITION:** LINEBACKER  
**HEIGHT/WEIGHT:** 6-4/245  
**DOB:** 6-8-89  
**HOMETOWN:** WEST PALM BEACH, FL

**COLLEGE:** KANSAS STATE  
**ACQUIRED:** FA '16  
**NFL SEASON:** 5  
**VIKINGS SEASON:** 1

**2016 GP/GS**  
2/0

**Career GP/GS**  
41/15 (29/15-CIN; 2/0-MIN)

**Playoffs GP/GS**  
2/1-CIN

• Originally joined the Bengals as a rookie free agent and went on to start 15 career games.

• Played in Cincinnati under Mike Zimmer in 2012-13 when he was the Bengals Defensive Coordinator.

**OFF THE FIELD** Works closely with charities in Haiti and Florida, especially with the Mission of Grace orphanage in Haiti...Returns to Haiti each offseason to do mission work... Joined on 2016 Vikings with rookie CB Mackensie Alexander, who also has Haitian roots...Twin brother, Samuel, was his teammate at Kansas State and spent time with Tampa Bay... Majored in sociology...Name is pronounced luh-MUHR.

**PRO** Started career-best 13 games at SLB in 2014 with Bengals and ranked 3rd on team with 90 tackles...Has 2 career INTs, both coming off Joe Flacco in 2014, 1 each in the road game and home game against Baltimore...Originally joined Cincinnati as a rookie free agent in 2012, moving from practice squad to regular roster and played in 9 regular season games...Was a rookie minicamp tryout player for the Bengals in 2012 and went on to start in the Wild Card Playoff game at Houston that postseason.

**2016** Notched 1 special teams tackle vs. Green Bay (9/18) and in his Vikings debut in the season opener at Tennessee (9/11).

**2015** Started 2 games and played in all 16 for the AFC North champion Bengals...Suffered knee injury in regular season finale that kept him out of the playoffs...Started games vs. Kansas City (10/4) and at Buffalo (10/18)...Notched 1st sack of career when he shared a sack when he and Carlos Dunlap teamed to wrangle Russell Wilson down vs. Seattle (10/11)... Recovered a fumble vs. San Diego (9/20) when he jumped on a muffed punt to set up a Bengals TD...Notched season-high 6 tackles at Buffalo (10/18).

**2014** Had best season of his career, starting 13 of his 14 games played and ranking 3rd on team with 90 tackles...Had a pair of INTs on season, the first of his career...Started 1st career game in season opener at Baltimore (9/7), posted team-high 10 tackles and snared 1st career INT when he grabbed a Joe Flacco pass...Had 2nd INT of career later in season vs. Baltimore (10/26) when he picked off Flacco again...Had career-best 11 tackles vs. Cleveland (11/6)...Had 6 tackles in Wild Card Playoff at Indianapolis (1/4/15).

**2013** Placed on injured reserve on 8/31 with shoulder injury suffered in preseason...Injured shoulder in preseason game vs. Indianapolis (8/29)...Played in 3 preseason games.

**2012** Moved from rookie minicamp tryout player to earning spot on practice squad to moving to 53-man roster and eventually starting in playoff game at Houston (1/5/13)...Moved from practice squad to regular roster and played in 9 regular season games...Played in final 9 straight regular season games... Saw action in 1st career game vs. Denver (11/4)...Ranked 5th on team with 8 special teams tackles despite only playing in 9 games on season...Notched season-high 5 tackles vs. Baltimore (12/30).

**COLLEGE** Saw action in 37 games for K-State after spending 2008 at Independence Community College...Voted by teammates as a team captain in 2010 and 2011...Played safety early in college career before moving to LB as a junior...Named Honorable Mention All-Big 12 as a senior.

**PREP** Standout at King's Academy in West Palm Beach, FL... Selected to Honorable Mention All-State squad and All-Palm Beach County as a senior...Competed in track and field.

## LAMUR'S NFL TOTALS

| Year.....GP/GS          | Tackles            |           |            |            |              |           |           |           |            |
|-------------------------|--------------------|-----------|------------|------------|--------------|-----------|-----------|-----------|------------|
|                         | Solo               | Asst.     | Total      | Sacks      | INTs         | PBU       | TFL       | QBH       | FF/FR      |
| 2012 (Cin).....9/0      | 12                 | 7         | 19         | 0.0        | 0            | 2         | --        | --        | 0/0        |
| Playoffs.....1/1        | 3                  | 1         | 4          | 0.0        | 0            | 0         | --        | --        | 0/0        |
| 2013 (Cin).....         | INJURED RESERVE    |           |            |            |              |           |           |           |            |
| 2014 (Cin).....14/13    | 52                 | 38        | 90         | 0.0        | 2 (6)        | 7         | --        | --        | 0/0        |
| Playoffs.....1/0        | 6                  | 0         | 6          | 0.0        | 0            | 0         | --        | --        | 0/0        |
| 2015 (Cin).....16/2     | 20                 | 12        | 32         | 0.5        | 0            | 3         | --        | --        | 1/0        |
| Playoffs.....           | INACTIVE - INJURED |           |            |            |              |           |           |           |            |
| 2016 (Cin).....2/0      | 0                  | 0         | 0          | 0.0        | 0            | 0         | 0.0       | 0         | 0/0        |
| <b>Totals.....41/15</b> | <b>84</b>          | <b>57</b> | <b>141</b> | <b>0.5</b> | <b>2 (6)</b> | <b>12</b> | <b>--</b> | <b>--</b> | <b>1/0</b> |
| <b>Playoffs.....2/1</b> | <b>9</b>           | <b>1</b>  | <b>10</b>  | <b>0.0</b> | <b>0</b>     | <b>0</b>  | <b>--</b> | <b>--</b> | <b>0/0</b> |

## SINGLE-GAME CAREER HIGHS

Tackles.....11..... vs. Cleveland, 11/6/14  
 Sack.....0.5..... vs. Seattle, 10/11/15  
 Fumble Recovery.....1..... vs. San Diego, 9/20/15  
 Interception.....1..... at Baltimore, 9/7/14  
 ..... vs. Baltimore, 10/26/14

## LAMUR'S INTERCEPTIONS

| GAME                    | QB         | INT (YDS)    |
|-------------------------|------------|--------------|
| @ Baltimore, 9/7/14     | Joe Flacco | 1 (1)        |
| vs. Baltimore, 10/26/14 | Joe Flacco | 1 (5)        |
| <b>Total.....</b>       |            | <b>2 (6)</b> |

## LAMUR'S SACK

| GAME                  | QB             | SACK |
|-----------------------|----------------|------|
| vs. Seattle, 10/11/15 | Russell Wilson | 0.5  |



## ZACH LINE #48

**POSITION:** FULLBACK  
**HEIGHT/WEIGHT:** 6-1/233  
**DOB:** 4-26-90  
**HOMETOWN:** OXFORD, MI

**COLLEGE:** SMU  
**ACQUIRED:** UDFA '13  
**NFL SEASON:** 4  
**VIKINGS SEASON:** 4

**2016 GP/GS** 2/1      **Career GP/GS** 22/7      **Playoffs GP/GS** 1/0

• Tied with Eric Dickerson for rushing TDs at SMU with 47, 2nd in SMU history with 4,185 rushing yards, trailing only the Hall of Famer.

• Conference USA Offensive Player of the Year in 2012.

**OFF THE FIELD** Received bachelor's degree in sport management...Married to McKenzie, couple has a daughter, Blake... Prior to game at Detroit in 2013 season opener, was inducted into his high school hall of fame at nearby Oxford, MI...Younger brother, Prescott, is a RB at SMU.

**PRO** Had best season as a pro in 2015, scoring 3 TDs on 12 offensive touches and helped pave the way for Adrian Peterson to lead the NFL in rushing with 1,485 yards...Played in 1st career game at Detroit (9/8/13) and scored 1st career vs. Detroit (9/20/15) against his home town team he grew up rooting for... Went from rookie free agent to making his 1st career start in his 3rd career game vs. Cleveland (9/22/13)...Made his NFL debut on 9/8/13 at Detroit, caught 1 pass for 8 yards...Signed with the Vikings as an undrafted free agent on 5/3/13...Recorded the longest offensive play in the 2013 preseason with a 61-yard TD reception against Houston (8/9/13).

**2016** Subbed and notched 1 special teams tackle vs. Green Bay (9/18)...Made his 7th-career start, helping block for an offense that did not permit a sack, at Tennessee (9/11).

**2015** Scored 3 TDs, 2 by rushing and 1 receiving, on only 12 offensive touches...Key blocker for Adrian Peterson as he led the NFL with 1,485 yards rushing and ran for 11 TDs en route to All-Pro and Pro Bowl honors along with being named FedEx Ground Player of the Year honors...Played in all 16 games with 5 starts and played in Wild Card Playoff...His 3 TDs were tied for 3rd in the NFL among FBs...Started 1st career game and scored 1st career TD on a 1-yard run vs. Detroit (9/20), his hometown team he rooted for as a kid...Hauled in career-long 49-yard

reception at Detroit (10/25), the 2nd-longest Vikings pass play of the season behind Jarius Wright's 52-yarder...Scored 1st career receiving TD on a 4-yard pass from Teddy Bridgewater vs. Chicago (12/20)...Caught 2 passes in Wild Card Playoffs vs. Seattle (1/10/16) for 7 yards.

**2014** Played in 1 game for the Vikings during the 2014 campaign...Finished the season with 1 assisted special teams tackle in his 1st game active during the 2014 season, the season finale against Chicago (12/28)...Was inactive for 12 games, spent 2 weeks on the practice squad and 1 week not with the team... Assisted on 1 special teams tackle against Chicago (12/28), which was his 1st NFL tackle.

**2013** Appeared on offense in his NFL debut at Detroit (9/8) and caught 1 pass for 8 yards...Made his 1st NFL start vs. Cleveland (9/22)...Filled in at FB while regular starter Jerome Felton was serving NFL suspension...Placed on IR with an ankle injury on 9/23...Had impressive start to his NFL career when he caught a 61-yard TD in his 1st preseason action vs. Houston (8/9).

**COLLEGE** Totaled 4,185 rushing yards, which is 2nd in school history behind Eric Dickerson, and added 47 rushing TDs, which is tied for the most in school history with Dickerson, in 50 career games, including 41 starts...Only player in SMU history to have 3 seasons of 1,200+ rushing yards...Had 4,784 career all-purpose yards (2nd at SMU) and 282 career points (3rd at SMU)...Named the Conference USA Offensive Player of the Year after rushing for 1,278 yards and 13 TDs in 2012...Selected 1st-Team All-C-USA 3 straight seasons (2010-12).

**PREP** Attended Oxford HS in Michigan where he was an All-State selection after rushing for 1,723 yards and 17 TDs...Threw for 3 TDs as a senior...Recorded 154 tackles, forced 8 fumbles and recovered 4 fumbles while playing defense...Finished 3rd at state in wrestling...Inducted into the Oxford HS Hall of Fame prior to the 2013 NFL season.

### LINE'S NFL TOTALS

| Year         | GP/GS       | RUSHING  |           |            |          |          | RECEIVING |            |             |           |          |          |
|--------------|-------------|----------|-----------|------------|----------|----------|-----------|------------|-------------|-----------|----------|----------|
|              |             | No.      | Yds.      | Avg.       | Lg       | TD       | No.       | Yds.       | Avg.        | Lg        | TD       | STT      |
| 2013 (Min)   | 3/1         | 0        | 0         | 0.0        | 0        | 0        | 1         | 8          | 8.0         | 8         | 0        | 0        |
| 2014 (Min)   | 1/0         | 0        | 0         | 0.0        | 0        | 0        | 0         | 0          | 0.0         | 0         | 0        | 1        |
| 2015 (Min)   | 16/5        | 6        | 10        | 1.7        | 3        | 2        | 6         | 95         | 15.8        | 49        | 1        | 2        |
| Playoffs     | 1/0         | 0        | 0         | 0.0        | 0        | 0        | 2         | 7          | 3.5         | 11        | 0        | 1        |
| 2016 (Min)   | 2/1         | 0        | 0         | 0.0        | 0        | 0        | 0         | 0          | 0.0         | 0         | 0        | 1        |
| <b>Total</b> | <b>22/7</b> | <b>6</b> | <b>10</b> | <b>1.7</b> | <b>3</b> | <b>2</b> | <b>7</b>  | <b>103</b> | <b>14.7</b> | <b>49</b> | <b>1</b> | <b>4</b> |
| Playoffs     | 1/0         | 0        | 0         | 0.0        | 0        | 0        | 2         | 7          | 3.5         | 11        | 0        | 1        |

### SINGLE-GAME CAREER HIGHS

Receptions..... 1..... 7x, last vs. Chicago, 12/20/15  
 Receiving Yards ..... 49..... at Detroit, 10/25/15  
 Long Reception ..... 49..... at Detroit, 10/25/15  
 Receiving TD ..... 1..... vs. Chicago, 12/20/15  
 Rushes..... 2..... at Detroit, 10/25/15  
 Rushing Yards..... 3..... vs. Chicago, 12/20/15; vs. NY Giants, 12/27/15  
 Long Rush ..... 3..... vs. Chicago, 12/20/15; vs. NY Giants, 12/27/15  
 Rushing TD ..... 1..... vs. Detroit, 9/20/15; vs. San Diego, 9/27/15

### LINE'S TOUCHDOWNS

**Game**..... **Play**  
 vs. Detroit, 9/20/15..... 1 run  
 vs. San Diego, 9/27/15..... 1 run  
 vs. Chicago, 12/20/15 ..... 4 pass from T. Bridgewater  
**Total**..... **3 (2 rushing, 1 receiving)**



## JEFF LOCKE #18

**POSITION:** PUNTER  
**HEIGHT/WEIGHT:** 6-0/195  
**DOB:** 9-27-89  
**HOMETOWN:** GLENDALE, AZ

**COLLEGE:** UCLA  
**ACQUIRED:** D5 (#155) '13  
**NFL SEASON:** 4  
**VIKINGS SEASON:** 4

**2016 GP/GS**  
2/0

**Career GP/GS**  
50/0

**Playoffs GP/GS**  
1/0

• Set a Vikings rookie record with 75 punts, ranked 2nd with 23 punts inside the 20, ranked 2nd with a 44.2 gross punting average and ranked 3rd in team history with a 39.2 net average in 2013.

• Was born in Germany while his father was stationed there with the U.S. Air Force.

**OFF THE FIELD** Takes an active role in helping give back to U.S. military veterans, frequently visiting the VA hospital... Along with K Blair Walsh, makes weekly visits to a local children's hospital...Took part in Longest Day of Golf through Tee It Up for the Troops to benefit the troops in 2015 and 2016, playing 70 and 85 holes respectively...Appeared on the UCLA honor roll each year from 2008-2012...Was a 3-year representative on UCLA's student-athlete advisory council...Graduated with a degree in economics...Has interest in going back to school to earn his MBA and run his own business...Earned 1st-Team All-Pac 12 academic honors in 2012, was named 2nd-Team twice... Presented with the Athletic Director's Academic Excellence Award in 2012...Selected as UCLA's 2011-12 Male Student-Athlete of the Year...Enjoys military history books...Was born in Frankfurt, Germany, and has lived in Kansas and Arizona.

**PRO** Holds Vikings career record with 38.8 net punting average (min. 100 punts) and ranks 4th in team history with a 43.4 gross average (min. 100 punts)...Has only had 14 career touchbacks in 216 punts, a touchback mark of 6.5%, the 3rd-fewest in club history (min. 100 punts)...Ranked 2nd in Vikings rookie history with a 44.2 gross punting average in 2013 and ranked 3rd in team history with a 39.2 net average...Selected in 5th round (#155 overall), the highest-selected punter in Vikings history...Joins several former UCLA teammates with Vikings...The 1st P/K selected in the 2013 NFL Draft.

**2016** Matched a franchise record with 5 punts inside the 20-yard line, including a 50-yarder to the Packers' 9, vs. Green Bay (9/18)...Punted 3 times, downing a 51-yarder on the Titans' 14-yard line, while not allowed a TB...Held for K Blair Walsh, who tied his own team record with 4 FGM in a season opener.

**2015** Punted 66 times on the season and handled all holding duties on FGs and PATs for the NFC North champions...Held for K Blair Walsh as he led the NFL with 34 FGs made on the season...Had season-best 44.0 net average vs. Detroit (9/20)... Season-high 47.7 gross average came at Oakland (11/15)... Booted season-long 61-yarder vs. St. Louis...Played in 1st career playoff action in Wild Card game vs. Seattle (1/10/16).

### LOCKE'S NFL TOTALS

| Year            | GP/GS       | No         | Yds          | Gr Avg      | Net Avg     | Long      | IN20      | 50+       | TBs       |
|-----------------|-------------|------------|--------------|-------------|-------------|-----------|-----------|-----------|-----------|
| 2013 (Min)      | 16/0        | 75         | 3,316        | 44.2        | 39.2        | 65        | 23        | 23        | 3         |
| 2014 (Min)      | 16/0        | 75         | 3,318        | 44.2        | 38.7        | 62        | 21        | 24        | 6         |
| 2015 (Min)      | 16/0        | 66         | 2,746        | 41.6        | 37.8        | 61        | 23        | 10        | 5         |
| Playoffs        | 1/0         | 5          | 172          | 34.4        | 32.4        | 47        | 1         | 0         | 0         |
| 2016 (Min)      | 2/0         | 10         | 386          | 38.6        | 37.0        | 51        | 6         | 2         | 0         |
| <b>Totals</b>   | <b>50/0</b> | <b>226</b> | <b>9,766</b> | <b>43.2</b> | <b>38.5</b> | <b>65</b> | <b>73</b> | <b>59</b> | <b>14</b> |
| <b>Playoffs</b> | <b>1/0</b>  | <b>5</b>   | <b>172</b>   | <b>34.4</b> | <b>32.4</b> | <b>47</b> | <b>1</b>  | <b>0</b>  | <b>0</b>  |

### SINGLE-GAME CAREER HIGHS

Punts ..... 9 ..... at Baltimore, 12/8/13  
 Punting Yards ..... 397 ..... at Baltimore, 12/8/13  
 Punting Average ..... 56.7 ..... at Chicago, 9/15/13  
 Net Average ..... 50.3 ..... at Miami, 12/21/14  
 Long Punt ..... 65 ..... at Chicago, 9/15/13  
 Inside 20-Yd line ..... 5 ..... vs. Green Bay, 9/18/16  
 50+ Yd Punts ..... 3 ..... 3x, last vs. Carolina, 10/13/13  
 Kickoffs ..... 3 ..... vs. Carolina, 10/13/13

**2014** Punted and handled holding duties on FGs and PATs for all 16 games...Booted a season-long 62-yard punt against Atlanta (9/28)...Recorded a 50+ yard punt in 14 of his 16 games for the 2nd-consecutive season...Kicked the exact same number of punts as his rookie campaign...Placed 21 kicks inside the 20-yard line, recorded 20 punts of 50+ yards and posted 2 boots of 60+ yards.

**2013** Punted and handled holding duties on FGs and PATs for all 16 games as a rookie...Registered at least 1 50-yard punt in 14 of his 16 games and had 24 punts of 50+ for the season...Held on Blair Walsh's NFL-record 12th consecutive FG of 50+ yards at Wembley Stadium vs. Pittsburgh (9/29) during International Series game, a 54-yarder...Handled kickoff duties for Blair Walsh vs. Carolina (10/13)...Ranked 2nd in team rookie history with a 44.2 gross punting average...Finished 3rd in team rookie history with a 39.2 net average.

**COLLEGE** Appeared in 53 games at UCLA...Won back-to-back Pac-12 South Division Championships in 2011-12...Served as a special teams co-captain in 2012...Handled punting and kicking duties for UCLA...Ranks 2nd in UCLA history in punts (275), yardage (12,163) and punting average (44.23)...1st-Team All-Pac-12 as selected by the coaches in 2012, 2nd-Team All-Pac-12 in 2009, '10...Selected to play in the Senior Bowl...Named to The Sporting News All-Freshman team...As a senior, led Pac 12 punters with 35 punts inside the 20 (21 at or inside the opponent's 10-yard line)...Ranked 5th in the nation in gross punting average (44.3) in 2011...Earned the UCLA Tommy Prothro award in '11 for the Outstanding Special Teams Player, also shared the honor in 2009, '10...In 2010, ranked 1st in the Pac-10 and 4th in the NCAA in punting average...Recorded a career-long 81-yard punt at Arizona in 2009...Did not see action in 2008 as a redshirt.

**PREP** A 4-year letterman at Mountain Ridge HS in Glendale, AZ...Played WR, K and P...Was a Parade All-American, EA Sports 1st-Team All-American and ranked as the #1 kicker coming out of HS by ESPN.com...Appeared in the Under Armour All-American Game...As a senior, was selected All-Arizona and 1st-Team All-State...Team captain as a senior and named 5A all-state as a K...Standout in soccer...Named All-Region in soccer in the 3 years that he participated...Selected as 2nd-Team All-State as a junior and Region Player of the Year.





## KEVIN McDERMOTT #47

**POSITION:** LONG SNAPPER  
**HEIGHT/WEIGHT:** 6-5/240  
**DOB:** 1-12-90  
**HOMETOWN:** NASHVILLE, TN

**COLLEGE:** UCLA  
**ACQUIRED:** FA '15  
**NFL SEASON:** 4  
**VIKINGS SEASON:** 2

**2016 GP/GS**  
2/0

**Career GP/GS**  
41/0 (16/0-SF; 7/0-BAL; 18/0-MIN)

**Playoffs GP/GS**  
4/0 (1/0-MIN, 3/0-SF)

• Handled all snapping duties for the Vikings in his 1st season with the club in 2015.

• Played in all 16 regular season games for the 49ers and 3 playoff games in 2013, advancing to the NFC Championship.

• College teammates with P Jeff Locke at UCLA, was primary long snapper for Locke in 2011 and 2012.

**OFF THE FIELD** Political science major at UCLA...Has 1 brother, Conor, a standout OT at UCLA...Enjoys fishing and watching movies in free time...Has a white lab named Cash... Was a 3-sport athlete at Ensworth HS, competing in football, basketball and lacrosse...Got married during the 2015 offseason...Met his wife, Lauren, in college.

**PRO** Helped Vikings win NFC North title for first time since 2009 in his 1st season with Minnesota, taking over snapping duties for the entire regular season and Wild Card Playoff game...Joined Vikings on 4/6/15...Was teammates with 2016 Vikings free agent pickup Alex Boone in San Francisco...Played in 23 career games, including 16 as a rookie with the 49ers in 2013...Helped the 49ers advance to the NFC Championship game in 2013, while appearing in all 3 playoff contests.

**2016** Handled all snapping duties at Tennessee (9/11) and helped Blair Walsh connect on an NFL-best 4 FGs in Week 1... Helped punt unit and Jeff Locke tie the team record for punts inside the 20 vs. Green Bay (9/18).

**2015** Took over long snapping duties during training camp and handled job throughout entire regular season and playoff game for the NFC North Champions...Snapped on Blair Walsh's NFL-leading 34 FGs during the season...Delivered snap on a pair of Walsh's game-winning FGs in consecutive games- a 36-yarder at Chicago (11/1) as time expired and a 40-yarder in OT vs. St. Louis (11/8)...Reunited during 2015 with college punter Jeff Locke, who serves as the Vikings holder.

**2014** Signed by Baltimore (10/20), after Morgan Cox tore his ACL...Played in 7 games for the Ravens from 10/26 to 12/14.

**2013** Appeared in all 16 regular season and 3 playoff games for the 49ers during rookie campaign...Helped San Francisco advance to the NFC Championship Game at Seattle (1/19/14).

**COLLEGE** Appeared in 28 games as the long snapper in his final 2 seasons at UCLA...Snapped to Vikings P Jeff Locke during the 2011 and 2012 campaigns, was teammates with Locke all 5 years the duo attended UCLA...Saw action in all 14 games in 2012, working as the snapper on all kicks during the season... Received honorable mention Academic All-Pac-12 team for the 2nd-consecutive year, selected to play in the Casino del Sol Collegiate All-Star Game as a senior...Saw action in all 14 games during the 2011 campaign, working as the snapper on all kicks during the season named honorable mention Academic All-Pac-12 team...Served as a reserve long snapper/TE as a redshirt freshman and sophomore after not seeing any game action as a true freshman in 2008.

**PREP** Played 4 seasons at Ensworth HS in Nashville, TN... Was team captain his senior year and a 3-time team captain for his basketball team...Was the 6th-ranked long snapper in the 2008 class by ProKicker.com...Was named to the TSSAA Basketball All-Region Tournament Team in 2008...Also played lacrosse for 3 seasons.

### McDERMOTT'S CAREER GAMES

| Year          | GP        |
|---------------|-----------|
| 2013 (SF)     | 16        |
| Playoffs      | 3         |
| 2014 (Bal)    | 7         |
| 2015 (Min)    | 16        |
| Playoffs      | 1         |
| 2016 (Min)    | 2         |
| <b>Totals</b> | <b>41</b> |
| Playoffs      | 4         |

## VIKINGS CARVE UP OPPONENTS ON THANKSGIVING

For the 4th time in team history the Vikings the team will travel to Detroit for a contest on Thanksgiving Day in 2016. The Vikings are 5-1 overall on games played on the holiday. The Vikings have not been featured on Thanksgiving Day since the 2000 season and have not been to the Motor City for Turkey Day since 1995, the only loss in the holiday series. The Vikings offense ruled the day in the 2000 game pictured at left when Randy Moss, Robert Smith, Cris Carter and Daunte Culpepper all celebrated the win with a drumstick.



### VIKINGS THANKSGIVING DAY GAMES

|                      |                    |
|----------------------|--------------------|
| at Detroit, 11/27/69 | W, 27-0            |
| at Dallas, 11/26/87  | W, 44-38 (OT)      |
| at Detroit, 11/24/87 | W, 23-0            |
| at Detroit, 11/23/95 | L, 38-44           |
| at Dallas, 11/26/98  | W, 46-36           |
| at Dallas, 11/23/00  | W, 27-15           |
| at Detroit, 11/24/16 | 11:30 a.m. CT, CBS |



# JERICK MCKINNON #21

**POSITION:** RUNNING BACK  
**HEIGHT/WEIGHT:** 5-9/205  
**DOB:** 5-3-92  
**HOMETOWN:** MARIETTA, GA

**COLLEGE:** GEORGIA SOUTHERN  
**ACQUIRED:** D3b (#96) '14  
**NFL SEASON:** 3  
**VIKINGS SEASON:** 3

**2016 GP/GS**  
2/0

**Career GP/GS**  
29/6

**Playoffs GP/GS**  
1/0

• Started 1st career game vs. Detroit (10/12/14), joining fellow rookie Teddy Bridgewater as the 1st QB/RB rookie starting tandem since 1961 for the Vikings when Fran Tarkenton and Tommy Mason (11/19/61) 1st achieved the feat.

• Notched 1st career 2-TD performance vs. NY Giants (12/27/15), scoring on runs of 7 and 68 yards.

**OFF THE FIELD** Majored in general studies and is a semester shy of earning his bachelor's degree...Actively involved with the Vikings Community Relations efforts...Took part in February 2016 Vikings Winterfest in Duluth, MN, visiting fans in Northern Minnesota...Led Minnesota Wild fans in the "Let's play hockey" chant on 2/7/15 vs. the Colorado Avalanche at the Xcel Energy Center...Brother, Lester Norwood, was a DB at Florida from 1998-2002...Nicknamed "Jet"...Changed jersey from #31 to #21 during 2016 offseason to honor his mom.

**PRO** Started 6 of the 11 games he played as rookie...Became the 7th Vikings rookie RB to run for 100+ yards twice in a season...His 135 yards rushing vs. Atlanta (9/28/14) is the 6th most by a Vikings rookie in team history...Started 1st career game vs. Detroit (10/12/14), joining fellow rookie Teddy Bridgewater as the 1st QB/RB rookie starting tandem since 1961 for the Vikings when Fran Tarkenton and Tommy Mason opened the Detroit game on 11/19/61...Selected with the Vikings 2nd pick in the 3rd round of the 2014 Draft, the #96 overall selection...The pick was obtained as part of the Percy Harvin trade to Seattle in 2013...Selected to play in 2014 Senior Bowl.

**2016** Tied for the team lead with 2 special teams tackles, caught 1 pass for 3 yards and had 1 carry for 6 yards at Tennessee (9/11)...Carried the ball twice for 2 yards and caught 1 pass for -1 yard vs. Green Bay (9/18).

**2015** Continued role as Vikings change-of-pace RB and is a strong presence in the passing game out of the backfield...Played in all 16 games and saw action in his 1st career playoff game...Had most productive games late in the season with season-high 76 yards receiving vs. Chicago (12/20) and season-high 89 rushing yards vs. NY Giants (12/27)...Ran for career-high 2 TDs vs. NY Giants, scoring on a 7-yard rush and career-long 68-yard run...Scored 1st career TD on a 17-yard pass from Teddy Bridgewater in win over Chicago (12/20) and hauled in a career-long 30-yard pass in the game, ending the day with 4 catches for 76 yards...Averaged 5.2 yards per carry on his 52 rushing attempts for the season...In final 3 regular season games he had 24 offensive touches for 231 yards and 3 TDs, an average of 9.6 yards per touch (14-114-2 rushing, 9-117-1 receiving).

**2014** Led team with a 4.8 yards-per-carry average and ranked 2nd on team in rushing yards despite only playing in 11 games with 6 starts...Had promising rookie campaign cut short by back injury, placed on injured reserve on 12/6...Ran for a pair of 100-yard games...Ranked 3rd in the NFL in rushing yards by a rookie and 8th in the NFL with 538...Posted 5th-longest run by a rookie RB in the NFL in 2014, a 55-yard scamper vs. Atlanta (9/28)...Tied for 7th-most starts by rookie RB in team history...Missed game vs. Carolina (11/30) with back injury and went on injured reserve on 12/6...Played in season opener at

St. Louis (9/7) and caught 1st career pass from Matt Cassel, a 1-yarder...Had 1st career game with rushing attempt and reception vs. New England (9/14)...Had most productive day of his career with 135 yards rushing on 18 carries with a long of 55 vs. Atlanta (9/28), posting the 6th-most rushing yards in a game by a Vikings rookie...His 55-yard jaunt is the 4th longest by a Vikings rookie in team history and he became the 1st Vikings rookie to break the 100-yard mark since Adrian Peterson in 2007...Started 1st career game vs. Detroit (10/12) and led team in rushing and receiving, with 40 yards on 11 carries and 42 yards on 6 receptions...Ran for 103 yards on 19 carries against Bills #1-ranked NFL rush defense at Buffalo (10/19), his 2nd game of 100+ yards in 4 weeks.

**COLLEGE** Dynamic player who lined up at multiple positions during his 47-game collegiate career with 31 starts...Started at QB, WR, RB and CB during his tenure at Georgia Southern...Notched 17 career games with 100+ rushing yards...Ran for 3,899 career yards and 42 rushing TDs...Threw for 12 career TDs and caught 1 TD pass...As a sophomore, had 2 INTs at CB...Led team in rushing as a junior and senior...Named team MVP as a junior and senior...Scored winning TD as a senior as GSU won their 1st game over a BCS team at Florida, rushing for 125 yards on 9 carries against the Gators...As a junior, had 3rd-best single-season rushing mark in school history with 1,817 yards, trailing former Chicago Bear Adrian Peterson's school record by 115 yards...During sophomore season in 2011, started 7 of the 13 games he played in...Ended 2011 season with 705 all-purpose yards and 9 TDs, catching his lone career TD...Played in 10 games as a true freshman, seeing most action at QB and WR.

**PREP** Earned All-State honors at QB from Atlanta Journal-Constitution and from Georgia Sportwriters as an athlete after his senior season at Sprayberry High in Marietta, GA...Earned Region VII AAAA Player of the Year...Threw for 1,500 yards and ran for 1,300 as a senior...Standout in track, running 100m, 200m, 4x100 relay and competed in long jump.



Jerick McKinnon and teammates visited fans during the 2016 Vikings Winterfest in Duluth, MN. The event gave the Vikings a chance to see fans in northern Minnesota and celebrate the year-round activities that make living in Minnesota special.

**McKINNON'S NFL TOTALS**

| RUSHING      |             |            |            |            |            | RECEIVING |           |            |            |           |          |
|--------------|-------------|------------|------------|------------|------------|-----------|-----------|------------|------------|-----------|----------|
| Year         | GP/GS       | No.        | Yds.       | Avg.       | Lg         | TD        | No.       | Yds.       | Avg.       | Lg        | TD       |
| 2014 (Min)   | 11/6        | 113        | 538        | 4.8        | 55         | 0         | 27        | 135        | 5.0        | 17        | 0        |
| 2015 (Min)   | 16/0        | 52         | 271        | 5.2        | 68t        | 2         | 21        | 173        | 8.2        | 30        | 1        |
| Playoffs     | 1/0         | 2          | 7          | 3.5        | 6          | 0         | 3         | 22         | 7.3        | 9         | 0        |
| 2016 (Min)   | 2/0         | 3          | 8          | 2.7        | 6          | 0         | 2         | 2          | 1.0        | 3         | 0        |
| <b>Total</b> | <b>29/6</b> | <b>168</b> | <b>817</b> | <b>4.9</b> | <b>68t</b> | <b>2</b>  | <b>50</b> | <b>310</b> | <b>6.2</b> | <b>30</b> | <b>1</b> |
| Playoffs     | 1/0         | 2          | 7          | 3.5        | 6          | 0         | 3         | 22         | 7.3        | 9         | 0        |

**SINGLE-GAME CAREER HIGHS**

Rushing Attempts.....19..... at Buffalo, 10/19/14  
 Rushing Yards ..... 135..... vs. Atlanta, 9/28/14  
 Long Rush ..... 68t..... vs. NY Giants, 12/27/15  
 Rushing TDs ..... 2..... vs. NY Giants, 12/27/15  
 Receptions..... 6..... vs. Detroit, 10/12/14  
 Receiving Yards ..... 76..... vs. Chicago, 12/20/15  
 Long Catch..... 30..... vs. Chicago, 12/20/15  
 Receiving TD..... 1..... vs. Chicago, 12/20/15

**McKINNON'S TOUCHDOWNS**

**GAME** ..... **PLAY**  
 vs. Chicago, 12/20/15.....17 pass from T. Bridgewater  
 vs. NY Giants, 12/27/15.....7t run, 68t run  
**Total**..... **3 (1 receiving, 2 rushing)**

**McKINNON'S 100-YARD RUSHING GAMES**

**GAME** ..... **Att/Yds/TD**  
 vs. Atlanta, 9/28/14 .....18/135/0  
 @ Buffalo, 10/19/14 .....19/103/0


| RUSHING       |                    |            |            |            |           | RECEIVING |           |            |             |           |          |
|---------------|--------------------|------------|------------|------------|-----------|-----------|-----------|------------|-------------|-----------|----------|
| 2014          | MINNESOTA          | Att.       | Yards      | Avg.       | Long      | TD        | No.       | Yards      | Avg.        | Long      | TD       |
| 9/7           | @ St. Louis        | 1          | 1          | 5.2        | 1         | 0         | 0         | 0          | 0.0         | 0         | 0        |
| 9/14          | vs. New England    | 2          | 7          | 3.5        | 4         | 0         | 2         | 5          | 2.5         | 3         | 0        |
| 9/21          | @ New Orleans      | 2          | -1         | -0.5       | 1         | 0         | 2         | 9          | 4.5         | 7         | 0        |
| <b>9/28</b>   | <b>vs. Atlanta</b> | <b>18</b>  | <b>135</b> | <b>7.5</b> | <b>55</b> | <b>0</b>  | <b>1</b>  | <b>17</b>  | <b>17.0</b> | <b>17</b> | <b>0</b> |
| 10/2          | @ Green Bay        | 7          | 24         | 3.4        | 10        | 0         | 3         | 22         | 7.3         | 8         | 0        |
| 10/12         | vs. Detroit*       | 11         | 40         | 3.6        | 9         | 0         | 6         | 42         | 7.0         | 13        | 0        |
| <b>10/19</b>  | <b>@ Buffalo*</b>  | <b>19</b>  | <b>103</b> | <b>5.4</b> | <b>29</b> | <b>0</b>  | <b>2</b>  | <b>-2</b>  | <b>-1.0</b> | <b>4</b>  | <b>0</b> |
| 10/26         | @ Tampa Bay*       | 16         | 83         | 5.2        | 28        | 0         | 1         | -1         | -1          | -1        | 0        |
| 11/2          | vs. Washington*    | 14         | 54         | 3.9        | 15        | 0         | 3         | 14         | 4.7         | 15        | 0        |
| 11/16         | @ Chicago*         | 8          | 38         | 4.8        | 23        | 0         | 4         | 20         | 5.0         | 14        | 0        |
| 11/23         | vs. Green Bay*     | 15         | 54         | 3.6        | 10        | 0         | 3         | 9          | 3.0         | 8         | 0        |
| 11/30         | vs. Carolina       |            |            |            |           |           |           |            |             |           |          |
| 12/7          | vs. NY Jets        |            |            |            |           |           |           |            |             |           |          |
| 12/14         | @ Detroit          |            |            |            |           |           |           |            |             |           |          |
| 12/21         | @ Miami            |            |            |            |           |           |           |            |             |           |          |
| 12/28         | vs. Chicago        |            |            |            |           |           |           |            |             |           |          |
| <b>Totals</b> | <b>GP/GS: 11/6</b> | <b>113</b> | <b>538</b> | <b>4.8</b> | <b>55</b> | <b>0</b>  | <b>27</b> | <b>135</b> | <b>5.0</b>  | <b>17</b> | <b>0</b> |

| RUSHING       |                    |           |            |            |            | RECEIVING |           |            |            |           |          |
|---------------|--------------------|-----------|------------|------------|------------|-----------|-----------|------------|------------|-----------|----------|
| 2015          | MINNESOTA          | Att.      | Yards      | Avg.       | Long       | TD        | No.       | Yards      | Avg.       | Long      | TD       |
| 9/14          | @ San Francisco    | 3         | 20         | 6.7        | 15         | 0         | 2         | 8          | 4.0        | 10        | 0        |
| 9/20          | Detroit            | 3         | 6          | 2.0        | 3          | 0         | 0         | 0          | 0.0        | 0         | 0        |
| 9/27          | San Diego          | 6         | 18         | 3.0        | 9          | 0         | 0         | 0          | 0.0        | 0         | 0        |
| 10/4          | at Denver          | 1         | 6          | 6.0        | 6          | 0         | 0         | 0          | 0.0        | 0         | 0        |
| 10/18         | Kansas City        | 1         | 2          | 2.0        | 2          | 0         | 0         | 0          | 0.0        | 0         | 0        |
| 10/25         | @ Detroit          | 9         | 36         | 4.0        | 9          | 0         | 1         | 1          | 1.0        | 1         | 0        |
| 11/1          | @ Chicago          | 2         | 18         | 9.0        | 16         | 0         | 0         | 0          | 0.0        | 0         | 0        |
| 11/8          | St. Louis          | 0         | 0          | 0.0        | 0          | 0         | 2         | 11         | 5.5        | 9         | 0        |
| 11/15         | @ Oakland          | 0         | 0          | 0.0        | 0          | 0         | 1         | 7          | 7.0        | 7         | 0        |
| 11/22         | Green Bay          | 0         | 0          | 0.0        | 0          | 0         | 2         | 15         | 7.5        | 13        | 0        |
| 11/29         | @ Atlanta          | 5         | 33         | 6.6        | 10         | 0         | 0         | 0          | 0.0        | 0         | 0        |
| 12/6          | Seattle            | 4         | 18         | 4.5        | 12         | 0         | 3         | 6          | 2.0        | 7         | 0        |
| 12/10         | @ Arizona          | 0         | 0          | 0.0        | 0          | 0         | 1         | 8          | 8.0        | 8         | 0        |
| 12/20         | Chicago            | 7         | 10         | 1.4        | 4          | 0         | 4         | 76         | 19.0       | 30        | 1        |
| 12/27         | NY Giants          | 7         | 89         | 12.7       | 68t        | 2         | 2         | 8          | 4.0        | 7         | 0        |
| 1/3/16        | @ Green Bay        | 4         | 15         | 3.8        | 10         | 0         | 3         | 33         | 11.0       | 15        | 0        |
| <b>Totals</b> | <b>GP/GS: 16/0</b> | <b>52</b> | <b>271</b> | <b>5.2</b> | <b>68t</b> | <b>2</b>  | <b>21</b> | <b>173</b> | <b>8.2</b> | <b>30</b> | <b>1</b> |

**PLAYOFFS**

1/10/16..... Seattle ..... 2 ..... 7 ..... 3.5 ..... 6 ..... 0 ..... 3 ..... 22 ..... 7.3 ..... 9 ..... 0

| 2016          | MINNESOTA         | Att.     | RUSHING  |            |          |          | RECEIVING |          |            |          |          |
|---------------|-------------------|----------|----------|------------|----------|----------|-----------|----------|------------|----------|----------|
|               |                   |          | Yards    | Avg.       | Long     | TD       | No.       | Yards    | Avg.       | Long     | TD       |
| 9/11          | @ Tennessee       | 1        | 6        | 6.0        | 6        | 0        | 1         | 3        | 3.0        | 3        | 0        |
| 9/18          | vs. Green Bay     | 2        | 2        | 1.0        | 2        | 0        | 1         | -1       | -1.        | -1       | 0        |
| 9/25          | @ Carolina        |          |          |            |          |          |           |          |            |          |          |
| 10/3          | vs. NY Giants     |          |          |            |          |          |           |          |            |          |          |
| 10/9          | vs. Houston       |          |          |            |          |          |           |          |            |          |          |
| 10/23         | @ Philadelphia    |          |          |            |          |          |           |          |            |          |          |
| 10/31         | @ Chicago         |          |          |            |          |          |           |          |            |          |          |
| 11/6          | vs. Detroit       |          |          |            |          |          |           |          |            |          |          |
| 11/13         | @ Washington      |          |          |            |          |          |           |          |            |          |          |
| 11/20         | vs. Arizona       |          |          |            |          |          |           |          |            |          |          |
| 11/24         | @ Detroit         |          |          |            |          |          |           |          |            |          |          |
| 12/1          | vs. Dallas        |          |          |            |          |          |           |          |            |          |          |
| 12/11         | @ Jacksonville    |          |          |            |          |          |           |          |            |          |          |
| 12/18         | vs. Indianapolis  |          |          |            |          |          |           |          |            |          |          |
| 12/24         | @ Green Bay       |          |          |            |          |          |           |          |            |          |          |
| 1/1/17        | vs. Chicago       |          |          |            |          |          |           |          |            |          |          |
| <b>Totals</b> | <b>GP/GS: 2/0</b> | <b>3</b> | <b>8</b> | <b>2.7</b> | <b>6</b> | <b>0</b> | <b>2</b>  | <b>2</b> | <b>1.0</b> | <b>3</b> | <b>0</b> |



## DAVID MORGAN #89

**POSITION:** TIGHT END  
**HEIGHT/WEIGHT:** 6-4/265  
**DOB:** 5-19-93  
**HOMETOWN:** MARBLE FALLS, TX

**COLLEGE:** TEXAS-SAN ANTONIO  
**ACQUIRED:** D6b (#188) '16  
**NFL SEASON:** R  
**VIKINGS SEASON:** R

**2016 GP/GS**  
2/0

**Career GP/GS**  
2/0

**Playoffs GP/GS**  
0/0

Hauled in career-long reception with 63-yard catch-and-run in season opener vs. Northeastern State...Scored 1st career TD on 10-yarder at Southern Utah.

- The 1st player ever drafted to the NFL in UTSA history, a football program that began in 2010.
- Garnered 2nd-Team All-America recognition as a senior, becoming the first UTSA Roadrunner to receive the honor.

**OFF THE FIELD** Earned business management degree and played final season of college ball as a graduate...Enjoys hunting and fishing...Father played football at Shippensburg... Aspires to a career in high school coaching...Is 2nd cousins with former PGA golfer Gil Morgan, a member of 2 Ryder Cup teams...UTSA played its home games at the Alamodome.

**PRO** The 1st player drafted from Texas-San Antonio in the history of the fledgling football program...Invited to 2016 Scouting Combine and to play in East-West Shrine Game but did not compete in game...Selected with Vikings 2nd choice in the 6th round (#188 overall).

**2016** Appeared in his first NFL game, contributing on offense and special teams at Tennessee (9/11) and vs Green Bay (9/18).

**COLLEGE** Capped standout career at UTSA with best season as a senior...Hauled in 45 passes for 566 yards and 5 TDs as a senior...Earned 2nd-Team All-America honors from *USA TODAY*...Named 2nd-Team All-Conference USA as a senior and honorable mention as a junior...Set then school records with 9 receptions in a game, achieving the feat twice, at Arizona and vs. Louisiana Tech in 2015...Set school record with 2 TD receptions in a game vs. Louisiana Tech in 2015...Had career-high 109 receiving yards against Arizona...Started all 12 games he played in 2015...Opened 6 of the 9 games he played as a junior... Caught his lone TD of the season vs. Arizona and had season-best 5 receptions...Started 2 of the 11 games he played in 2013 after being sidelined for 2012 season by injury...Missed season opener as a sophomore in 2013 due to lingering injury...Caught 7 passes on the season...Redshirted in 2012 with season-ending injury...Saw action in all 10 games and started 2 as a true freshman...Made 1st career start at Sam Houston State...

**PREP** Earned 2nd-Team Class 4A All-State honors as a senior at Marble Falls (TX) High...Named 1st-Team All-CenTex and All-District 25-4A as a WR...Reeled in 14 TDs as a senior and 8 as a junior...All-District choice as a junior...Named Academic All-District 3 times and named Honorable Mention Academic All-State...Played basketball and soccer in high school.

### MORGAN'S CAREER GAME-BY-GAME

| 2016          | MINNESOTA         | No       | Yards    | Avg.       | Lg       | TD       |
|---------------|-------------------|----------|----------|------------|----------|----------|
| 9/11          | @ Tennessee       | 0        | 0        | 0.0        | 0        | 0        |
| 9/18          | vs. Green Bay     | 0        | 0        | 0.0        | 0        | 0        |
| 9/25          | @ Carolina        |          |          |            |          |          |
| 10/3          | vs. NY Giants     |          |          |            |          |          |
| 10/9          | vs. Houston       |          |          |            |          |          |
| 10/23         | @ Philadelphia    |          |          |            |          |          |
| 10/31         | @ Chicago         |          |          |            |          |          |
| 11/6          | vs. Detroit       |          |          |            |          |          |
| 11/13         | @ Washington      |          |          |            |          |          |
| 11/20         | vs. Arizona       |          |          |            |          |          |
| 11/24         | @ Detroit         |          |          |            |          |          |
| 12/1          | vs. Dallas        |          |          |            |          |          |
| 12/11         | @ Jacksonville    |          |          |            |          |          |
| 12/18         | vs. Indianapolis  |          |          |            |          |          |
| 12/24         | @ Green Bay       |          |          |            |          |          |
| 1/1/17        | vs. Chicago       |          |          |            |          |          |
| <b>Totals</b> | <b>GP/GS: 2/0</b> | <b>0</b> | <b>0</b> | <b>0.0</b> | <b>0</b> | <b>0</b> |



## CAPTAIN MUNNERLYN #24

**POSITION:** CORNERBACK  
**HEIGHT/WEIGHT:** 5-9/195  
**DOB:** 4-10-88  
**HOMETOWN:** MOBILE, AL

**COLLEGE:** SOUTH CAROLINA  
**ACQUIRED:** FA '14  
**NFL SEASON:** 8  
**VIKINGS SEASON:** 3

### 2016 GP/GS

2/1

### Career GP/GS

111/72 (77/50-CAR; 34/22-MIN)

### Playoffs GP/GS

2/1 (1/0-MIN,  
1/1-CAR)

- Has scored 6 career defensive TDs, 5 on INT returns and 1 FR.
- Holds Carolina Panthers career INT return TD record with 5 and twice tied for single-season record with 2, achieved in both 2012 and 2013.
- Broke open game at Green Bay (1/3/16) with 55-yard fumble recovery from 31st to 7th in pass yards allowed during the 2014 campaign...Helped increase the INT total among all Viking DBs from 6 in 2013 to 12 in 2014.
- Has not missed a game in the past 4 seasons.

**OFF THE FIELD** Active with March of Dimes charities, a cause close to his heart as he was a premature baby himself...Majored in criminal justice at South Carolina...Was college teammates and roommates with former Viking LB Jasper Brinkley...Named after his great grandfather-Captain Moore...Married to Lakisha and has 2 sons, Captain and Champ, and daughter, Eden...Has hosted youth football camps in Mobile each season he's been in the NFL...Owns a trucking company, L4R Trucking...Is in the process of getting his real estate license.

**PRO** In his 1st season in purple, helped the Vikings defense improve from 31st to 7th in pass yards allowed during the 2014 campaign...Joined Minnesota as a free agent on 3/13/14...Has returned 5 of his 11 career INTs for TDs...2nd in NFL from 2010-14 with 5 INT return TDs...Scored 6th career TD, 1st by FR, in 2015 regular season finale at Green Bay (1/3/16)...Holds Panthers career INT return TD record with 5 and is tied for the club single-season record with 2, a feat he achieved in 2012 and in 2013, the only Panthers player to have multiple INT return TDs in a season twice...Helped Panthers win NFC South title in 2013 and earn #2 seed in NFC playoffs...Originally joined Panthers as a 7th-round (#216) pick in the 2009 NFL Draft.

**HONORS** Named **2015 Korey Stringer Good Guy Award** winner by media covering the Vikings.

**2016** Totaled 2 tackles at Tennessee (9/11)...Started and had 5 tackles, 1 TFL and 1 PD vs Green Bay (9/18).

**2015** Settled into nickel back role, playing in all 16 games and playoff game with 5 starts...Had 2 INTs on the season and scored 1st career FR TD on a 55-yarder at Green Bay (1/3/16)...Helped Vikings rank #5 in the NFL in defensive points allowed at 18.9 ppg, a key element in the Vikings winning the NFC North title for the 1st time since 2009 and hosting a Wild Card Playoff game...Started games at Denver (10/4), at Oakland (11/15), vs. Green Bay (11/22), vs. Seattle (12/6) and vs. NY Giants (12/27)...Had season-best 7 tackles at Oakland (11/15) and at Arizona (12/20)...Snared INTs at Atlanta (11/29) and vs. NY Giants (12/27)...Posted 1st sack as a Viking vs. Green Bay (11/22) when he corralled Aaron Rodgers...Forced a fumble vs. Detroit (9/20) and had a FR vs. San Diego (9/27) and at Green Bay (1/3/16).

**2014** Matched a career-high 16 starts in his 1st season as a Viking...Began his Viking career against St. Louis (9/7) in the season opener with 5 unassisted tackles in his 1st start as a Viking, helping the team to a 34-6 win...Recorded INTs in back-to-back weeks against Mike Glennon (TB) and Robert Griffin III (Was.) 10/26 and 11/2, respectively...Finished the season tied for 4th on the team with 7 PDs...9th on the team with 69 total tackles...Helped the Vikings defense improve from

31st in passing yards per game in 2013 to 7th during the 2014 campaign...Helped increase the INT total among all Viking DBs from 6 in 2013 to 12 in 2014.

**2013** Started all 16 regular season games and NFC Divisional Playoff game vs. San Francisco, his 1st career playoff game...Started all 16 games for 1st time in his career...Scored TDs on both INTs during the season, matching the team record for a single season, a mark he also tied in 2012...Helped Panthers defense rank #3 in the NFL in total defense...Ranked 3rd on team with 86 tackles and led club with 13 passes defensed...Led Panthers with 86 INT return yards...Had career-best 3.5 sacks...Scored TDs on INTs vs. St. Louis (10/20) and vs. NY Jets (12/15)...Scored on INT vs. Rams on 1st play of the game, notching the 2nd-fastest score in Panthers franchise history, a mere :21 seconds into the game...Added a career-high 2.0 sacks along with the INT-return TD vs. NY Jets...Notched career-best 13 tackles at Miami (11/24)...Had 1.5 sacks on Drew Brees vs. New Orleans (12/22)...Forced a fumble on Adrian Peterson at Vikings (10/13).

**2012** Started 11 of his 16 games during the season...Tied team record with 2 INT return TDs, taking back both INTs on the season for TDs...Notched 66 tackles for Panthers defense that ranked #10 in the NFL in total defense...Started 11 of the final 12 games of the season...Led team with 14 punt returns...Scored on 33-yard INT return TD vs. Seattle (10/7) and took back a Josh Freeman pass 74 yards for a score vs. Tampa Bay (11/18)...Had season-high 7 tackles vs. Denver (11/11) and at New Orleans (12/30).

**2011** Started all 14 games he played...Notched 55 tackles and a pair of sacks, the first 2 sacks of his career...Missed final 2 games of season with hamstring injury, going on injured reserve on 12/23...Posted 1st career sack vs. New Orleans (10/9) when he caught Drew Brees on a blitz...Caught Vikings QB Christian Ponder vs. Minnesota (10/30) and later in the game had a FF and FR on the same play against WR Percy Harvin.

**2010** Played in all 16 and started 5 games...Led team with 10 passes defensed and tied for 2nd on club with 3 INTs...Scored 1st INT return TD at Cleveland (11/28), returning a Jake Delhomme pass 30 yards for the score...Notched 1st career INT vs. Cincinnati (9/26) off Bengals QB Carson Palmer...Had 30 punt returns with a 10.9-yard average...Returned a pair of kickoffs during the season...Started 5 of the final 6 games of the season.

**2009** Saw action in 15 games and made 4 starts...Averaged 9.0 yards per return on 31 punt returns during the season...Notched 1st career start vs. Buffalo (10/25)...Posted 1st career FR at New England (12/13)...Had a FF on Eli Manning at NY Giants (12/27)...Made NFL debut in season opener vs. Philadelphia (9/13)...Drafted in 7th round (#216) by Carolina.

**COLLEGE** Started 28 of his 36 career games at South Carolina...Declared for NFL Draft after his junior season...Had career 127 tackles, 5 INTs, 2.0 sacks and 19 PBU...Scored TD on an 81-yard blocked FG return vs. Kentucky as a junior in 2008 and also had 84-yard KOR during game...Named 1st Team All-SEC in 2007...Started 6 games as a freshman in 2005.

**PREP** Standout at Murphy HS in Mobile, AL...Earned All-State as a senior and was All-Region 3 times...Helped team to a 10-2 mark as a senior and finished as regional runner-up...Won Class 6A state title in the 100m as a junior in high school.

**MUNNERLYN'S NFL TOTALS**

| Year.....          | GP/GS         | Tackles    |            |            | Sacks      | INTs            | PBU       | TFL      | QBH      | FF/FR      | Special Teams |
|--------------------|---------------|------------|------------|------------|------------|-----------------|-----------|----------|----------|------------|---------------|
|                    |               | Solo       | Asst.      | Total      |            |                 |           |          |          |            |               |
| 2009 (Car).....    | 15/4          | 35         | 8          | 43         | 0.0        | 0               | 2         | --       | --       | 1/1        | 4             |
| 2010 (Car).....    | 16/5          | 41         | 6          | 47         | 0.0        | 3 (37)          | 10        | --       | --       | 1/0        | 0             |
| 2011 (Car).....    | 14/14         | 36         | 19         | 55         | 2.0        | 0               | 7         | --       | --       | 1/1        | 6             |
| 2012 (Car).....    | 16/11         | 51         | 15         | 66         | 0.0        | 2 (107)         | 6         | --       | --       | 0/0        | 2             |
| 2013 (Car).....    | 16/16         | 60         | 26         | 86         | 3.5        | 2 (86)          | 13        | --       | 3        | 1/1        | 0             |
| Playoffs.....      | 1/1           | 4          | 0          | 4          | 0.0        | 0               | 0         | --       | 0        | 0/0        | 0             |
| 2014 (Min).....    | 16/16         | 54         | 15         | 69         | 0.0        | 2 (1)           | 7         | 1        | 0        | 0/1        | 1             |
| 2015 (Min).....    | 16/5          | 48         | 8          | 56         | 1.0        | 2 (30)          | 7         | 4        | 3        | 1/2        | 0             |
| Playoffs.....      | 1/0           | 2          | 0          | 2          | 0.0        | 0               | 0         | 0        | 0        | 0/0        | 0             |
| 2016 (Min).....    | 2/1           | 3          | 4          | 7          | 0.0        | 0               | 1         | 1        | 0        | 0/0        | 0             |
| <b>Totals.....</b> | <b>111/72</b> | <b>328</b> | <b>101</b> | <b>429</b> | <b>6.5</b> | <b>11 (261)</b> | <b>53</b> | <b>6</b> | <b>6</b> | <b>5/6</b> | <b>13</b>     |
| Playoffs.....      | 2/1           | 6          | 0          | 6          | 0.0        | 0               | 0         | --       | 0        | 0/0        | 0             |

**SINGLE-GAME CAREER HIGHS**

Tackles..... 9..... 3x, last vs. New Orleans, 12/22/13  
 Solo Tackles..... 8..... at Miami, 11/24/13  
 Passes Defensed..... 3..... at Seattle, 12/5/10  
 Forced Fumble..... 1..... 4x, last vs. Detroit, 9/20/15  
 Fumble Recovery..... 1..... 8x, last @ Green Bay, 1/3/16  
 Long Fumble Return..... 55t..... at Green Bay, 1/3/16  
 Sacks..... 2.0..... vs. NY Jets, 12/15/13  
 Interception..... 1..... 11x, last vs. NY Giants, 12/27/15  
 Long INT Return..... 74t..... vs. Tampa Bay, 11/18/12

**MUNNERLYN'S SACKS**

| GAME                           | QB                    | SACK       |
|--------------------------------|-----------------------|------------|
| vs. New Orleans, 10/9/11.....  | Drew Brees.....       | 1.0        |
| vs. Minnesota, 10/30/11.....   | Christian Ponder..... | 1.0        |
| vs. NY Jets, 12/15/13.....     | Geno Smith.....       | 2.0        |
| vs. New Orleans, 12/22/13..... | Drew Brees.....       | 1.5        |
| vs. Green Bay, 11/22/15.....   | Aaron Rodgers.....    | 1.0        |
| <b>Total.....</b>              |                       | <b>6.5</b> |

**MUNNERLYN'S TOUCHDOWNS**

| GAME                         | PLAY                    |
|------------------------------|-------------------------|
| at Cleveland, 11/28/10.....  | 37-yd INT return        |
| vs. Seattle, 12/5/10.....    | 33-yd INT return        |
| vs. Tampa Bay, 11/18/12..... | 74-yd INT return        |
| vs. St. Louis, 10/20/13..... | 45-yd INT return        |
| vs. NY Jets, 12/15/13.....   | 41-yd INT return        |
| at Green Bay, 1/3/16.....    | 55-yd FR return         |
| <b>Total.....</b>            | <b>6 (5 INTs, 1 FR)</b> |

**MUNNERLYN'S INTERCEPTIONS**

| GAME                         | QB                      | INT (YDS)       |
|------------------------------|-------------------------|-----------------|
| vs. Cincinnati, 9/26/10..... | Carson Palmer.....      | 1 (2)           |
| at Cleveland, 11/28/10.....  | Jake Delhomme.....      | 1 (37t)         |
| at Seattle, 12/5/10.....     | Matt Hasselbeck.....    | 1 (-2)          |
| vs. Seattle, 10/7/12.....    | Russell Wilson.....     | 1 (33t)         |
| vs. Tampa Bay, 11/18/12..... | Josh Freeman.....       | 1 (74t)         |
| vs. St. Louis, 10/20/13..... | Sam Bradford.....       | 1 (45t)         |
| vs. NY Jets, 12/15/13.....   | Geno Smith.....         | 1 (41t)         |
| at Tampa Bay, 10/26/14.....  | Mike Glennon.....       | 1 (0)           |
| vs. Washington, 11/2/14..... | Robert Griffin III..... | 1 (1)           |
| at Atlanta, 11/29/15.....    | Matt Ryan.....          | 1 (-2)          |
| vs. NY Giants, 12/27/15..... | Eli Manning.....        | 1 (32)          |
| <b>Total.....</b>            |                         | <b>11 (261)</b> |



Captain Mummerlyn, who was born 3 months premature and spent the 1st full year of his life in the hospital, hosted a family impacted by premature birth at the team's facility during the 2016 offseason. Becca Hillstead introduced Mummerlyn to her twin daughters, Olivia and Layla, then 22 months old. At the time of their birth, Layla weighed 2.2 pounds and Olivia weighed just 13 ounces, about the size of a smart phone. Because of his personal experience, Mummerlyn said premature babies have a special place in his heart, which is why he's active with March of Dimes, a leading nonprofit organization for pregnancy and baby health.



## TERENCE NEWMAN #23

**POSITION:** CORNERBACK  
**HEIGHT/WEIGHT:** 5-10/197  
**DOB:** 9-4-78  
**HOMETOWN:** SALINA, KS

**COLLEGE:** KANSAS STATE  
**ACQUIRED:** FA '15  
**NFL SEASON:** 14  
**VIKINGS SEASON:** 2

**2016 GP/GS**  
2/2

**Career GP/GS**  
191/189 (133/131-DAL; 41/41-CIN;  
18/18-MIN)

**Playoffs GP/GS**  
8/7 (5/5-DAL; 2/1-CIN;  
1/1-MIN)

- The Vikings most-senior defender, enters his 14th season.
- Played for Mike Zimmer in Dallas from 2003-06 and in Cincinnati from 2012-13 before joining the Vikings in 2015.
- 2-time **Pro Bowler** ranks 1st among active DBs with 190 games played and 2nd among active NFL players with 40 career INTs.

**OFF THE FIELD** Active in community service throughout his career in both Dallas and Cincinnati, supporting many causes including Children's Cancer Fund, Leukemia and Lymphoma Society, American Diabetes Association and Salvation Army... Avid golfer...Started "Breakfast Buddies," a program similar to Big Brothers Big Sisters, in his hometown.

**HONORS** **Pro Bowler** in 2007 and 2009...Selected **All-Rookie** in 2003 by *Pro Football Weekly*...Named **NFC Defensive Player of the Week** after recording 3 INTs at Washington (12/14/03)... Named **NFC Defensive Player of the Week** after recording 2 INTs at Oakland (11/15/15).

**PRO** Has played in 190 games, starting 188...Twice named **NFC Defensive Player of the Week** in his career, once as a rookie and again in his 13th season...Drafted by Dallas in the 1st round (#5 overall) of the 2003 NFL draft...2-time **Pro Bowl** honoree (2007, 2009), has 40 career INTs...Has played more games than any other active NFL DB...Played for Vikings Head Coach Mike Zimmer in Dallas from 2003-06 and in Cincinnati from 2012-13...Played for Vikings LBs Coach Adam Zimmer when he was the Assistant DBs coach for the Bengals during the 2013 season...Helped Dallas rank in the top-10 in total defense 5 times in his 9 years as a Cowboy and aided Cincinnati to top-10 rankings 2 out of 3 years...Has been on 8 playoff teams, including 3 division-winning squads (Dallas - 2007, 2009; Minnesota 2015)...Has played in 8 career playoff games, starting 7... Appeared in 133 games with 131 starts recording 33 INTs with the Cowboys from 2003-11...Released by Dallas on 3/14/12 and signed with Cincinnati on 4/13/12...Grabbed 5 INTs and started all 41 games he appeared in with the Bengals over the 2013-14 seasons...Signed with the Vikings on 3/27/15.

**2016** Corralled 7 tackles (6 solo) at Tennessee (9/11)...Had 3 tackles and 2 PDs vs. Green Bay (9/18).

**2015** Snared 3 INTs, his most since 2011 with Dallas...Started every game, including Wild Card Playoff...Opened 15 regular season games at LCB and 1 at S due to injuries in the defensive backfield, his 1st career start at S...Earned **NFC Defensive Player of the Week** after a 2-INT day in the win at Oakland (11/15), the 2nd time in his career winning the award and the 1st since 2003...Grabbed his 40th career INT at Atlanta (11/29)... Helped the Vikings rank #5 in the NFL in defensive points allowed at 18.9...Led Vikings with 3 INTs...His 76 tackles are his most since 2010 in Dallas when he posted 81...Had 12 tackles,

matching his career high, at Chicago (11/1)...Notched 6th career multi-INT game at Oakland (11/15).

**2014** Started all 13 games he appeared in...Led Cincinnati with 14 PDs...Added 71 tackles, 5th on the team...Recorded 1 INT on the season, picking off Josh McCown at Tampa Bay (11/30)... Had season highs in tackles (10) and PDs (3) and recorded his lone special teams tackle of the year vs. Atlanta (9/14)...Did not start and had 3 tackles and 1 PD in the Wild Card playoff loss at Indianapolis (1/4/15).

**2013** Played in and started 13 games...Logged 51 tackles and 2 INTs...Ranked 2nd on the team with 14 PDs...Had a season-high 6 tackles, 1 INT and returned a fumble 58 yards for the game winning TD vs. Green Bay (9/22)...Was inactive due to injury for the final 3 regular season games and for the Wild Card loss vs. San Diego.

**2012** Started all 15 games he appeared in...Had 75 tackles, 2 INTs and a team-leading 14 PDs...Snared both INTs on the season and tied a career high with 4 PDs against Peyton Manning when hosting the Broncos (11/4)...His 2-INT output marked his 5th career multi-INT game in his career...Started in the Wild Card playoff loss at Houston (1/5/13) tallying 7 tackles and 1 PD.

**2011** Missed the 1st 2 games of the season with an injury and started the remaining 14 games...Tied for the team lead with 4 INTs and 10 PDs...Corralled 57 tackles...Intercepted 2 passes vs. Buffalo (11/13), including one returned 43 yards for a TD.

**2010** Started all 16 games...Totaled career highs in tackles (81) and INTs (5)...Had 2 INTs at Philadelphia (1/2/11) in the season finale, his 3rd multi-INT game of this career.

**2009** Started all 16 games en route to his 2nd **Pro Bowl** nod... Had 68 tackles, 3 INTs and a career-high 21 PDs helping the Cowboys to an 11-5 record and the NFC East crown...Forced a career-best 3 fumbles...Returned an INT 27 yards for a TD vs. Carolina (9/28)...Started both playoff contests, a Wild Card victory vs. Philadelphia (1/9/10) and a Divisional Round loss at Minnesota (1/17/10).

**2008** Appeared and started in 10 games, missing time due to groin and abdominal injuries...Had 39 tackles, 4 INTs and 13 PDs for the NFL's 5th ranked passing defense...Intercepted Eli Manning 2 times vs. the NY Giants (12/14).

**2007** Earned 1st **Pro Bowl** selection helping Dallas secure the NFC East with a 13-3 record...Played in 13 games and started 11...Tallied 62 tackles with 4 INTs...Recorded a career high with 129 INT return yards on the season, including a 70-yard return at Buffalo (10/8) and a 50-yard TD, his 1st career INT TD, vs. NY Jets (11/22)...Had an INT in 3 consecutive games picking off passes vs. Washington (11/18), vs. NY Jets (11/22) and vs. Green Bay (11/29)...Cowboys defense finished 9th in total defense... Started Divisional Round loss vs. NY Giants (1/13/08).

**2006** Started all 16 games for the 4th consecutive season... Had 66 tackles and 1 INT...Helped Dallas to a 9-7 record and a Wild Card berth...Had most prolific season as a punt returner averaging 10.1 yards on 20 returns, including a 56-yard TD vs. Detroit (12/31)...Started the Wild Card loss at Seattle (1/6/07) and totaled 6 tackles and 2 PDs in his 2nd playoff appearance.

**2005** Started all 16 games...Recorded 70 tackles, 3 INTs, 15 PDs and 1 sack...Returned 10 punts for 55 yards...Recorded 2nd career sack bringing down Donovan McNabb vs. Philadelphia (10/9).

**2004** Started all 16 games...Totaled 66 tackles and set a career high with 12 tackles vs. Pittsburgh (10/17)...Led the team with 4 INTs becoming the 1st Cowboy since Everson Walls (1981-82) to lead the team outright in consecutive seasons.

### PICK KINGS

Terence Newman enters 2016 ranked 2nd among active NFL players with 40 INTs, 19 of which came with Mike Zimmer as his defensive coordinator or head coach (12 in DAL, 4 in CIN, 3 in MIN).

#### INTERCEPTION LEADERS AMONG ACTIVE PLAYERS

| PLAYER                                 | INTS |
|--|------|
| 1) DeAngelo Hall, CB, Washington       | 43   |
| 2) Terence Newman, CB, Minnesota       | 40   |
| 3) Antonio Cromartie, CB, Indianapolis | 31   |

**2003** Started all 16 games for the NFL's top-ranked defense, earning **All-Rookie** honors by *Pro Football Weekly*...Recorded 80 tackles and 4 INTs helping Dallas rank 1st in pass defense for the 3rd time in team history...Had a career day picking off Tim Hasselbeck 3 times at Washington (12/14) and was named **NFC Defensive Player of the Week**...Helped Dallas to 10-6 record and a playoff berth...Started 1st playoff game in the Wild Card loss at Carolina (1/3/04).

**COLLEGE** Played 4 seasons (1999-2002) at Kansas State...Redshirted in 1998...A consensus All-America selection and the 1st Kansas State player to win the Jim Thorpe Award as nation's top DB...Named the Big 12 Defensive Player of the Year as a senior...Holds career totals of 133 tackles, 10 INTs and 32 PDs...Was teammates with former Vikings LB Ben Leber at

Kansas State from 1999-2001...Also participated in track, setting a school record in the 100-meter dash (10.20 seconds) and winning 2 Big 12 100-meter championships.

**PREP** Helped Central HS in Salinas, KS capture the 1996 football State Championship vs. Liberal HS...Lettered twice in football, 3 times in track, 3 times in basketball and once in baseball for the Mustangs...State champion in the 100, 200, 400 and 2nd in the long jump...Was heavily recruited for track, receiving offers from nearly every top program.

**NEWMAN'S NFL TOTALS**

| Year.....            | GP/GS           | Tackles    |            |            |            |           |            |             |     | Special Teams |          |
|----------------------|-----------------|------------|------------|------------|------------|-----------|------------|-------------|-----|---------------|----------|
|                      |                 | Solo       | Asst.      | Total      | Sacks      | INTs      | PBU        | TFL         | QBH |               | FF/FR    |
| 2003 (Dal).....      | 16/16           | 69         | 11         | 80         | 1.0        | 4         | 14         | 2.5         | -   | 0/1           | 0        |
| <i>Playoffs.....</i> | <i>1/1</i>      | <i>5</i>   | <i>0</i>   | <i>5</i>   | <i>0.0</i> | <i>0</i>  | <i>0</i>   | <i>0.0</i>  | -   | <i>0/0</i>    | <i>0</i> |
| 2004 (Dal).....      | 16/16           | 61         | 5          | 66         | 0.0        | 4         | 13         | 1.0         | -   | 2/0           | 0        |
| 2005 (Dal).....      | 16/16           | 55         | 15         | 70         | 1.0        | 3         | 15         | 1.0         | -   | 1/4           | 0        |
| 2006 (Dal).....      | 16/16           | 54         | 12         | 66         | 0.0        | 1         | 12         | 1.0         | -   | 0/0           | 1        |
| <i>Playoffs.....</i> | <i>1/1</i>      | <i>5</i>   | <i>1</i>   | <i>6</i>   | <i>0.0</i> | <i>0</i>  | <i>1</i>   | <i>0.0</i>  | -   | <i>0/0</i>    | <i>0</i> |
| 2007 (Dal).....      | 13/11           | 51         | 11         | 62         | 0.0        | 4         | 15         | 0.0         | -   | 1/0           | 0        |
| <i>Playoffs.....</i> | <i>1/1</i>      | <i>0</i>   | <i>0</i>   | <i>0</i>   | <i>0.0</i> | <i>0</i>  | <i>0</i>   | <i>0.0</i>  | -   | <i>0/0</i>    | <i>0</i> |
| 2008 (Dal).....      | 10/10           | 31         | 8          | 39         | 0.0        | 4         | 13         | 3.0         | -   | 0/1           | 0        |
| 2009 (Dal).....      | 16/16           | 54         | 14         | 68         | 0.0        | 3         | 21         | 2.0         | -   | 3/0           | 0        |
| <i>Playoffs.....</i> | <i>2/2</i>      | <i>8</i>   | <i>2</i>   | <i>10</i>  | <i>0.0</i> | <i>0</i>  | <i>1</i>   | <i>0.0</i>  | -   | <i>0/0</i>    | <i>0</i> |
| 2010 (Dal).....      | 16/16           | 67         | 14         | 81         | 0.0        | 5         | 14         | 2.0         | -   | 0/1           | 0        |
| 2011 (Dal).....      | 14/14           | 40         | 17         | 57         | 0.0        | 4         | 10         | 1.0         | -   | 0/1           | 0        |
| 2012 (Cin).....      | 15/15           | 49         | 26         | 75         | 0.0        | 2         | 14         | 4.0         | -   | 1/2           | 2        |
| <i>Playoffs.....</i> | <i>1/1</i>      | <i>7</i>   | <i>0</i>   | <i>7</i>   | <i>0.0</i> | <i>0</i>  | <i>1</i>   | <i>0.0</i>  | -   | <i>0/0</i>    | <i>0</i> |
| 2013 (Cin).....      | 13/13           | 44         | 7          | 51         | 0.0        | 2         | 14         | 4.0         | -   | 0/1           | 0        |
| <i>Playoffs.....</i> | <i>Inactive</i> |            |            |            |            |           |            |             |     |               |          |
| 2014 (Cin).....      | 13/13           | 47         | 24         | 71         | 0.0        | 1         | 14         | 0.0         | -   | 0/0           | 0        |
| <i>Playoffs.....</i> | <i>1/0</i>      | <i>3</i>   | <i>0</i>   | <i>3</i>   | <i>0.0</i> | <i>0</i>  | <i>1</i>   | <i>0.0</i>  | -   | <i>0/0</i>    | <i>0</i> |
| 2015 (Min).....      | 16/16           | 58         | 18         | 76         | 0.0        | 3         | 14         | 3.0         | -   | 0/0           | 0        |
| <i>Playoffs.....</i> | <i>1/1</i>      | <i>1</i>   | <i>0</i>   | <i>1</i>   | <i>0.0</i> | <i>0</i>  | <i>0</i>   | <i>0.0</i>  | -   | <i>0/0</i>    | <i>0</i> |
| 2016 (Min).....      | 2/2             | 8          | 2          | 10         | 0.0        | 0         | 2          | 0.0         | -   | 0/0           | 0        |
| <b>Totals.....</b>   | <b>192/190</b>  | <b>688</b> | <b>184</b> | <b>872</b> | <b>2.0</b> | <b>40</b> | <b>185</b> | <b>24.5</b> | -   | <b>8/11</b>   | <b>3</b> |
| <i>Playoffs.....</i> | <i>8/7</i>      | <i>29</i>  | <i>3</i>   | <i>32</i>  | <i>0.0</i> | <i>0</i>  | <i>4</i>   | <i>0.0</i>  | -   | <i>0/0</i>    | <i>0</i> |

**PUNT RETURNS**

| Year .....           | GP/GS        | No.       | Yds.       | Avg.        | Lg         | TD       |
|----------------------|--------------|-----------|------------|-------------|------------|----------|
| 2004 (Dal).....      | 16/16        | 2         | 13         | 6.5         | 7          | 0        |
| 2005 (Dal).....      | 16/16        | 10        | 55         | 5.5         | 26         | 0        |
| 2006 (Dal).....      | 16/16        | 20        | 202        | 10.1        | 56t        | 1        |
| <i>Playoffs.....</i> | <i>1/1</i>   | <i>1</i>  | <i>17</i>  | <i>17.0</i> | <i>17</i>  | <i>0</i> |
| 2007 (Dal).....      | 13/11        | 4         | 26         | 6.5         | 13         | 0        |
| 2009 (Dal).....      | 16/16        | 2         | -11        | -5.5        | 0          | 0        |
| <b>Total.....</b>    | <b>16/16</b> | <b>38</b> | <b>285</b> | <b>7.5</b>  | <b>56t</b> | <b>1</b> |
| <i>Playoffs.....</i> | <i>1/1</i>   | <i>1</i>  | <i>17</i>  | <i>17.0</i> | <i>17</i>  | <i>0</i> |

**SINGLE-GAME CAREER HIGHS**

- Tackles.....12.....vs. Pittsburgh, 10/17/04
- Solo Tackles.....11.....vs. Pittsburgh, 10/17/04
- Passes Defensed.....5.....at Oakland, 11/15/15
- Forced Fumble.....1.....8x, last vs. Cleveland, 9/16/12
- Fumble Recovery.....2.....vs. Denver, 11/24/05
- Sacks.....1.0.....vs. Arizona, 10/5/03; vs. Philadelphia, 10/9/05
- Interception.....3.....at Washington, 12/14/03
- Long INT Return.....70.....at Buffalo 10/8/07
- Punt Returns.....3.....4x, last vs. NY Jets, 11/22/07
- Punt Return Yards.....56.....vs. Detroit, 12/31/06
- Long Punt Return.....56t.....vs. Detroit, 12/31/06
- Punt Return Avg.....13.3.....vs. Washington, 9/17/06 (min. 3 returns)
- Punt Return TD.....1.....vs. Detroit, 12/31/06



### NEWMAN'S INTERCEPTIONS

| GAME                      | QB              | INT     |
|---------------------------|-----------------|---------|
| at NY Giants, 9/15/03     | Kerry Collins   | 1 (0)   |
| at Washington, 12/14/03   | Tim Hasselbeck  | 3 (23)  |
| vs. Cleveland, 9/19/04    | Jeff Garcia     | 1 (21)  |
| vs. Chicago, 11/25/04     | Jonathan Quinn  | 1 (11)  |
| at Philadelphia, 12/19/04 | Donovan McNabb  | 1 (0)   |
| vs. Washington, 12/26/04  | Patrick Ramsey  | 1 (-1)  |
| vs. Washington, 9/19/05   | Mark Brunell    | 1 (12)  |
| at Seattle, 10/23/05      | Drew Bledsoe    | 1 (0)   |
| vs. Denver, 11/24/05      | Jake Plummer    | 1 (4)   |
| vs. NY Giants, 10/23/06   | Eli Manning     | 1 (0)   |
| at Buffalo, 10/8/07       | Trent Edwards   | 1 (70)  |
| vs. Washington, 11/18/07  | Jason Campbell  | 1 (7)   |
| vs. NY Jets, 11/22/07     | Kellen Clemens  | 1 (50)  |
| vs. Green Bay, 11/29/07   | Brett Favre     | 1 (2)   |
| at Washington, 11/16/08   | Jason Campbell  | 1 (0)   |
| vs. Seattle, 11/27/08     | Matt Hasselbeck | 1 (0)   |
| vs. NY Giants, 12/14/08   | Eli Manning     | 2 (2)   |
| vs. Carolina, 9/28/09     | Jake Delhomme   | 1 (27)  |
| at San Diego, 12/13/09    | Philip Rivers   | 1 (0)   |
| at Washington, 12/27/09   | Jason Campbell  | 1 (1)   |
| vs. NY Giants, 10/25/10   | Eli Manning     | 1 (30)  |
| vs. Detroit, 11/21/10     | Shaun Hill      | 1 (0)   |
| vs. Washington, 12/19/10  | Rex Grossman    | 1 (-18) |
| at Philadelphia, 1/2/11   | Kevin Kolb      | 2 (4)   |
| at New England, 10/16/11  | Tom Brady       | 1 (1)   |


|                        |                  |                 |
|------------------------|------------------|-----------------|
| vs. Seattle, 11/6/11   | Tarvaris Jackson | 1 (17)          |
| vs. Buffalo, 11/13/11  | Ryan Fitzpatrick | 2 (62)          |
| vs. Denver, 11/4/12    | Peyton Manning   | 2 (0)           |
| at Baltimore, 11/10/13 | Joe Flacco       | 1 (9)           |
| vs. Green Bay, 9/22/13 | Aaron Rodgers    | 1 (-1)          |
| at Tampa Bay, 11/30/14 | Josh McCown      | 1 (3)           |
| at Oakland, 11/15/15   | Derek Carr       | 2 (4)           |
| at Atlanta, 11/29/15   | Matt Ryan        | 1 (0)           |
| <b>Total</b>           |                  | <b>40 (348)</b> |

### NEWMAN'S SACKS

| GAME                      | QB             | SACKS      |
|---------------------------|----------------|------------|
| vs. Arizona, 10/5/03      | Jeff Blake     | 1.0        |
| vs. Philadelphia, 10/9/05 | Donovan McNabb | 1.0        |
| <b>Total</b>              |                | <b>2.0</b> |

### NEWMAN'S TOUCHDOWNS

| GAME                   | PLAY                          |
|------------------------|-------------------------------|
| vs. Detroit, 12/31/06  | 56-yd punt return             |
| vs. NY Jets, 11/22/07  | 50-yd INT return              |
| vs. Carolina, 9/28/09  | 27-yd INT return              |
| vs. Buffalo, 11/13/11  | 43-yd INT return              |
| vs. Green Bay, 9/22/13 | 58-yd fumble return           |
| <b>Total</b>           | <b>5 (3 INTs, 1 PR, 1 FR)</b> |



## CORDARRELLE PATTERSON #84

**POSITION:** WIDE RECEIVER  
**HEIGHT/WEIGHT:** 6-2/220  
**DOB:** 3-17-91  
**HOMETOWN:** ROCK HILL, SC

**COLLEGE:** TENNESSEE  
**ACQUIRED:** D1c (#29) '13  
**NFL SEASON:** 4  
**VIKINGS SEASON:** 4

| 2016 GP/GS | Career GP/GS | Playoffs GP/GS |
|------------|--------------|----------------|
| 2/0        | 50/14        | 1/0            |

- Set Vikings record and tied NFL mark with 109-yard KO return on opening kickoff vs. Green Bay (10/27/13), setting mark for longest NFL KO return and tying the longest play in NFL history.
- Tied for Vikings team record with 2 KOR TDs in a season (2013, 2015) and is 1 shy of the Vikings career KOR TD record (5).
- Earned 2013 1st-Team AP **All-Pro** honors and **Pro Bowl** berth, only the 3rd Vikings rookie to earn 1st-Team honors from the AP.

### OFF THE FIELD

Majored in communications at UT and returned to campus in 2014 offseason...Has taken up photography as a hobby...Aspires to be an entrepreneur following his football career...Has a daughter, Cienna...Threw out 1st pitch at Twins game vs. Kansas City in April 2014...Active in the local sports scene, regularly attending Wild, Timberwolves and Twins games...Responded to a 1st-grader's request for a visit to a Maple Grove, MN school in May 2014...Shares hometown of Rock Hill, SC, with fellow NFL 1st-rounders Jadeveon Clowney and Stephon Gilmore...Junior college teammate with Vikings DT Toby Johnson at Hutchinson CC where and a fellow Blue Dragon alum with Vikings QB Shaun Hill.

### HONORS

Named **1st-Team All-Pro** by PFWA in 2015...Named **1st-Team All-Pro** by *Associated Press* in 2013...Selected to **Pro Bowl** in 2013...Voted **Vikings Special Teams MVP** and **Vikings Children's Fund Rookie of the Year** by teammates in 2013...**NFC Special Teams Player of the Month** in September 2013...**NFC Special Teams Player of the Week** vs. Green Bay (10/27/13)...**NFL Offensive Rookie of the Month** in December 2013.

### PRO

Earned **1st-Team All-Pro** honors from *Associated Press* and selected to **Pro Bowl** in 2013...Only the 3rd Vikings rookie to be 1st-Team AP All-Pro in team history, joining Randy Moss (1998) and Blair Walsh (2012)...Scored 9 TDs, 4th most by a

rookie in Vikings history...Scored a TD in each of the final 5 games of rookie season...Scored 3 different ways during his rookie season- rushing, receiving and return- only the 6th player in team history to achieve the feat and the 1st rookie...Scored 1st career TD in his 2nd career game with a 105-yard KO return TD at Chicago (9/15/13)...Scored 2nd career TD with a 109-yard KO return vs. Green Bay (10/27/13), setting Vikings record for longest play in team history, matching team record for most KO return TDs in a season with 2 and tied an NFL record for the longest play in league history...Both kickoff return TDs as a rookie were on the opening kickoff of the game... Set NFL record for most rushing yards in a single game by a WR with 102 at St. Louis (9/7/14)...67-yard rushing TD was a career long and the longest scoring rush by a WR in team history...1st WR in the NFL to have a 35+ yard TD rush in 3 consecutive games (35t at Cin., 12/22/13, 50t vs. Det., 12/29/13, 67t at StL, 9/7/14)...1st WR in NFL history with 50+ yard TD rushes in back-to-back games (50t vs. Det., 12/29/13, 67t at StL, 9/7/14)...Has 4 career rushing TD, which ties Percy Harvin for most rushing TDs in team history by a WR...Acquired with #29 overall pick in 2013 Draft after a trade with New England, giving the Vikings 3 picks in the 1st round for only the 2nd time in franchise history, the last coming in 1967...Was the 3rd WR drafted in 2013...Scored the final 2 TDs in the Metrodomo scoring twice in the finale vs. the Lions (12/29/13), a 50-yard rush and an 8-yard reception.

**2016** Returned a kick 61 yards to open the 3rd quarter at Tennessee (9/11)...Caught 1 pass for 6 yards, had 1 carry for 8 yards and returned a punt for 9 yards after PR Marcus Sherels handed him the ball on a reverse...Touched the ball in 4 different ways (rush, reception, PR, KR) for the 1st time in NFL career...Returned 2 kicks for 62 yards, including a 37-yarder, and had 1 carry for -2 yards vs. Green Bay (9/18).

**2015** Moved his career KO return TDs total to 4, matching the Vikings club record with 2 on the season...His 2 KOR TDs on the season match his own total from 2013 and Percy Harvin

in 2009...Named to **PFWA All-Pro** team after leading the NFL with a 31.8 KOR avg on the season...Led NFL with 2 KOR TDs... Is 1 career KOR TD shy of Vikings franchise record held by Percy Harvin (5)...His 31.8 KOR avg. was 2nd in team history behind his own 32.4 set in 2013...Has led the NFL in KOR avg. 2 times in his career, the only Vikings player to achieve the feat once...Had KOR TDs of 101t vs. Seattle (12/6) and 93t at Oakland (11/15).

**2014** Set NFL record for most rushing yards in a single game by a WR with 102 at St. Louis (9/7)...67-yard rushing TD was a career-long and the longest scoring rush by a WR in team history...Has 4 career rushing TDs, which ties Percy Harvin for most rushing TDs in team history by a WR...Finished the season with 384 receiving yards on 33 receptions and 1 TD (at Buffalo, 10/19)...Season-high 6 receptions and 84 receiving yards at Tampa Bay (10/26)...Rushed 10 times for 117 yards with 1 TD for the season...Finished 6th in the NFL, 2nd in NFC, with a 25.6 kick return average...Long kick return on the season was 51 yards at Detroit (12/14).

**2013** Led NFL and set Vikings record with 32.4-yard average on KO returns...Set team record with 1,393 kickoff return yards in a season, a mark held by Buster Rhymes since 1985...Tied longest play in NFL history and set longest KO return with 109-yarder vs. Green Bay (10/27) and took opening kickoff at Chicago (9/15) back 105 yards for a TD in his 2nd career game...Tied Vikings record with 2 KO return TDs in a season...Scored TDs 3 different ways during season- rushing, receiving and returning- only the 6th Viking to do so and the 1st rookie in team history...The 1st NFL player with a 100+ KO return TD, a 75+ receiving TD and a 50+ rushing TD...Scored 9 TDs on the season, the 4th-most

by a rookie in team history...Notched career-high 141 receiving yards, the 2nd-most by a 2013 rookie, and hauled in 79-yard TD from Matt Cassel at Baltimore (12/8), the 3rd-longest reception by a Vikings rookie in team history...Posted longest rushing TD and 2nd-longest rush by a Vikings WR with a 50-yarder vs. Detroit (12/29) in the final game at the Metrodome and caught an 8-yard TD, scoring the final 2 TDs in Dome history...Set an NFL record since the 1970 merger and a Vikings record for most rushing TDs by a WR in a season with 3...Caught 1st career pass from Christian Ponder for 10-yard gain at Detroit (9/8) in season opener.

**COLLEGE** In his lone season of Division I football, earned All-SEC honors and started all 12 games for Tennessee...Tabbed as 1st-Team All-SEC by *Associated Press* as an All-Purpose Player...Earned 1st-Team All-SEC All-Purpose Player by conference coaches and 2nd-Team Return Specialist by the coaches... Set UT record with 1,858 all-purpose yards, breaking record set by Reggie Cobb in 1987...Became 1st player in NCAA to score a TD 4 different ways in a season since 2008 (receiving, rushing, PR, KOR)...Was rated the #1 JUCO WR recruit coming out of Hutchinson CC and #4 overall JUCO prospect...Earned NJCAA All-America honors both seasons at Hutchinson CC...Ran on Hutch track team...Teammates with current Vikings DT Toby Johnson at Hutchinson CC during 2011 season.

**PREP** Standout WR at Northwestern High in Rock Hill, SC... Helped lead team to Class 4A Division II state title game as a senior in 2008...Named All-State as a senior...High school teammate with future UT teammate QB Justin Worley... Attended North Carolina Tech Christian Academy in 2010.

**PATTERSON'S NFL TOTALS**

| Year         | GP/GS        | No.       | RECEIVING  |             |            |          | TD        | RUSHING    |             |            |          |    |
|--------------|--------------|-----------|------------|-------------|------------|----------|-----------|------------|-------------|------------|----------|----|
|              |              |           | Yds.       | Avg.        | Lg         | TD       |           | No.        | Yds.        | Avg.       | Lg       | TD |
| 2013 (Min)   | 16/6         | 45        | 469        | 10.4        | 79t        | 4        | 12        | 158        | 13.2        | 50t        | 3        |    |
| 2014 (Min)   | 16/7         | 33        | 384        | 11.6        | 28         | 1        | 10        | 117        | 11.7        | 67t        | 1        |    |
| 2015 (Min)   | 16/1         | 2         | 10         | 5.0         | 9          | 0        | 2         | 15         | 7.5         | 9          | 0        |    |
| Playoffs     | 1/0          | 0         | 0          | 0.0         | 0          | 0        | 0         | 0          | 0.0         | 0          | 0        |    |
| 2016 (Min)   | 2/0          | 1         | 6          | 6.0         | 6          | 0        | 2         | 6          | 3.0         | 8          | 0        |    |
| <b>Total</b> | <b>50/14</b> | <b>81</b> | <b>869</b> | <b>10.7</b> | <b>79t</b> | <b>5</b> | <b>26</b> | <b>296</b> | <b>11.4</b> | <b>67t</b> | <b>4</b> |    |
| Playoffs     | 1/0          | 0         | 0          | 0.0         | 0          | 0        | 0         | 0          | 0.0         | 0          | 0        |    |

**KICKOFF RETURNS**

| Year         | GP/GS        | No.        | Yds.         | Avg.        | Lg          | TD       |
|--------------|--------------|------------|--------------|-------------|-------------|----------|
| 2013 (Min)   | 16/6         | 43         | 1,393        | 32.4        | 109t        | 2        |
| 2014 (Min)   | 16/7         | 34         | 871          | 25.6        | 51          | 0        |
| 2015 (Min)   | 16/1         | 32         | 1,019        | 31.8        | 101t        | 2        |
| Playoffs     | 1/0          | 3          | 65           | 21.7        | 34          | 0        |
| 2016 (Min)   | 2/0          | 3          | 123          | 41.0        | 61          | 0        |
| <b>Total</b> | <b>50/14</b> | <b>112</b> | <b>3,406</b> | <b>30.4</b> | <b>109t</b> | <b>4</b> |
| Playoffs     | 1/0          | 3          | 65           | 21.7        | 34          | 0        |

**SINGLE-GAME CAREER HIGHS**

Receptions..... 8..... at Green Bay, 11/24/13  
 Receiving Yards .....141..... at Baltimore, 12/8/13  
 Long Reception ..... 79t..... at Baltimore, 12/8/13  
 Receiving TD ..... 1..... 5x, last at Buffalo, 10/19/14  
 Rushing Attempts.....3..... at Cincinnati, 12/22/13; at St. Louis, 9/7/14  
 Rushing Yards .....102..... at St. Louis, 9/7/14  
 Long Rush ..... 67t..... at St. Louis, 9/7/14  
 Rushing TD ..... 1..... 4x, last at St. Louis, 9/7/14  
 Kickoff Returns ..... 5..... 3x, last vs. Seattle, 12/6/15  
 Kickoff Return Yards .....228..... vs. Green Bay, 10/27/13  
 Long Kickoff Return ..... 109t..... vs. Green Bay, 10/27/13  
 Kickoff Return Avg. ....49.7..... at Chicago, 9/15/13 (min. 3)

| PATTERSON'S TOUCHDOWNS  |   |
|-------------------------|---|
| <b>GAME</b>             | <b>PLAY</b>                                     |
| @ Chicago, 9/15/13      | 105t KO Return vs. Green Bay, 10/27/13          |
| vs. Washington, 11/7/13 | 2t pass from Ponder vs. Chicago, 12/1/13        |
| @ Baltimore, 12/8/13    | 79t pass from Cassel vs. Philadelphia, 12/15/13 |
| @ Cincinnati, 12/22/13  | 35t run vs. Detroit, 12/29/13                   |
| @ St. Louis, 9/7/14     | 67t run @ Buffalo, 10/19/14                     |
| @ Oakland, 11/15/15     | 93t KO Return vs. Seattle, 12/6/15              |
| <b>Total</b>            | <b>13 (4 KOR, 5 receiving, 4 rushing)</b>       |

| PATTERSON'S 100-YARD GAMES - RECEIVING |                   |
|--|-------------------|
| <b>GAME</b>                            | <b>Rec/Yds/TD</b> |
| @ Baltimore, 12/8/13                   | 5/141/1           |

| PATTERSON'S 100-YARD GAMES - RUSHING |                    |
|--------------------------------------|--------------------|
| <b>GAME</b>                          | <b>Rush/Yds/TD</b> |
| @ St. Louis, 9/7/14                  | 3/102/1            |

**PATTERSON'S CAREER GAME-BY-GAME (\* Starts; 100-yard games bold)**

| 2013          | MINNESOTA           | No.       | RECEIVING  |             |            |          | Att.      | RUSHING    |             |            |          |
|---------------|---------------------|-----------|------------|-------------|------------|----------|-----------|------------|-------------|------------|----------|
|               |                     |           | Yards      | Avg.        | Long       | TD       |           | Yards      | Avg.        | Long       | TD       |
| 9/8           | @ Detroit           | 1         | 10         | 10          | 10         | 0        | 0         | 0          | 0           | 0          | 0        |
| 9/15          | @ Chicago           | 2         | 14         | 7           | 14         | 0        | 0         | 0          | 0           | 0          | 0        |
| 9/22          | Cleveland           | 2         | 49         | 24.5        | 37         | 0        | 1         | 0          | 0           | 0          | 0        |
| 9/29          | Pittsburgh          | 1         | 9          | 9           | 9          | 0        | 0         | 0          | 0           | 0          | 0        |
| 10/13         | Carolina            | 2         | 3          | 1.5         | 5          | 0        | 0         | 0          | 0           | 0          | 0        |
| 10/21         | @ NY Giants         | 3         | 22         | 7.3         | 15         | 0        | 1         | 2          | 2           | 2          | 0        |
| 10/27         | Green Bay           | 2         | 26         | 13          | 17         | 0        | 0         | 0          | 0           | 0          | 0        |
| 11/3          | @ Dallas            | 3         | 13         | 4.3         | 5          | 0        | 0         | 0          | 0           | 0          | 0        |
| 11/7          | Washington          | 2         | 22         | 11          | 20         | 1        | 0         | 0          | 0           | 0          | 0        |
| 11/17         | @ Seattle*          | 3         | 28         | 9.3         | 15         | 0        | 0         | 0          | 0           | 0          | 0        |
| 11/24         | @ Green Bay         | 8         | 54         | 6.8         | 21         | 0        | 0         | 0          | 0           | 0          | 0        |
| 12/1          | Chicago*            | 1         | 4          | 4           | 4          | 0        | 2         | 27         | 13.5        | 33t        | 1        |
| <b>12/8</b>   | <b>@ Baltimore*</b> | <b>5</b>  | <b>141</b> | <b>28.2</b> | <b>79t</b> | <b>1</b> | <b>1</b>  | <b>6</b>   | <b>6</b>    | <b>6</b>   | <b>0</b> |
| 12/15         | Philadelphia*       | 5         | 35         | 7.9         | 11         | 1        | 2         | 15         | 7.5         | 12         | 0        |
| 12/22         | @ Cincinnati*       | 3         | 8          | 2.7         | 11         | 0        | 3         | 54         | 18          | 35t        | 1        |
| 12/29         | Detroit*            | 2         | 31         | 15.5        | 23         | 1        | 2         | 54         | 27          | 50t        | 1        |
| <b>Totals</b> | <b>GP/GS: 16/6</b>  | <b>45</b> | <b>469</b> | <b>10.4</b> | <b>79t</b> | <b>4</b> | <b>12</b> | <b>158</b> | <b>13.2</b> | <b>50t</b> | <b>3</b> |

| 2014          | MINNESOTA          | No.       | RECEIVING  |             |           |          | Att.      | RUSHING    |             |            |          |
|---------------|--------------------|-----------|------------|-------------|-----------|----------|-----------|------------|-------------|------------|----------|
|               |                    |           | Yards      | Avg.        | Long      | TD       |           | Yards      | Avg.        | Long       | TD       |
| 9/7           | @ St. Louis*       | 3         | 26         | 8.7         | 13        | 0        | 3         | 102        | 34          | 67t        | 1        |
| 9/14          | New England*       | 4         | 56         | 14          | 26        | 0        | 0         | 0          | 0           | 0          | 0        |
| 9/21          | @ New Orleans      | 4         | 61         | 15.3        | 28        | 0        | 1         | -7         | -7          | -7         | 0        |
| 9/28          | Atlanta*           | 2         | 38         | 19          | 22        | 0        | 0         | 0          | 0           | 0          | 0        |
| 10/2          | @ Green Bay*       | 2         | 8          | 4           | 6         | 0        | 0         | 0          | 0           | 0          | 0        |
| 10/12         | Detroit*           | 2         | 15         | 7.5         | 9         | 0        | 1         | 2          | 2           | 2          | 0        |
| 10/19         | @ Buffalo          | 2         | 9          | 4.5         | 5         | 1        | 1         | 3          | 3           | 3          | 0        |
| 10/26         | @ Tampa Bay*       | 6         | 86         | 14.3        | 28        | 0        | 1         | 10         | 10          | 10         | 0        |
| 11/2          | Washington*        | 1         | 9          | 9           | 9         | 0        | 0         | 0          | 0           | 0          | 0        |
| 11/16         | @ Chicago          | 2         | 24         | 12          | 17        | 0        | 1         | 3          | 3           | 3          | 0        |
| 11/23         | Green Bay          | 2         | 18         | 9           | 10        | 0        | 0         | 0          | 0           | 0          | 0        |
| 11/30         | Carolina           | 0         | 0          | 0           | 0         | 0        | 0         | 0          | 0           | 0          | 0        |
| 12/7          | New York Jets      | 0         | 0          | 0           | 0         | 0        | 1         | 6          | 6           | 6          | 0        |
| 12/14         | @ Detroit          | 2         | 16         | 8           | 9         | 0        | 0         | 0          | 0           | 0          | 0        |
| 12/21         | @ Miami            | 1         | 18         | 18          | 18        | 0        | 1         | -2         | -2          | -2         | 0        |
| 12/28         | Chicago            | 0         | 0          | 0           | 0         | 0        | 0         | 0          | 0           | 0          | 0        |
| <b>Totals</b> | <b>GP/GS: 16/7</b> | <b>33</b> | <b>384</b> | <b>11.6</b> | <b>28</b> | <b>1</b> | <b>10</b> | <b>117</b> | <b>11.7</b> | <b>67t</b> | <b>1</b> |

| 2015          | MINNESOTA          | Att.     | RECEIVING |            |          |          | No.      | RUSHING   |            |          |          |
|---------------|--------------------|----------|-----------|------------|----------|----------|----------|-----------|------------|----------|----------|
|               |                    |          | Yards     | Avg.       | Long     | TD       |          | Yards     | Avg.       | Long     | TD       |
| 9/14          | @ San Francisco    | 1        | 1         | 1.0        | 1        | 0        | 0        | 0         | 0.0        | 0        | 0        |
| 9/20          | Detroit            | 0        | 0         | 0.0        | 0        | 0        | 0        | 0         | 0.0        | 0        | 0        |
| 9/27          | San Diego          | 0        | 0         | 0.0        | 0        | 0        | 1        | 9         | 9.0        | 9        | 0        |
| 10/4          | at Denver*         | 1        | 9         | 9.0        | 9        | 0        | 0        | 0         | 0.0        | 0        | 0        |
| 10/18         | Kansas City        | 0        | 0         | 0.0        | 0        | 0        | 0        | 0         | 0.0        | 0        | 0        |
| 10/25         | @ Detroit          | 0        | 0         | 0.0        | 0        | 0        | 0        | 0         | 0.0        | 0        | 0        |
| 11/1          | @ Chicago          | 0        | 0         | 0.0        | 0        | 0        | 0        | 0         | 0.0        | 0        | 0        |
| 11/8          | St. Louis          | 0        | 0         | 0.0        | 0        | 0        | 0        | 0         | 0.0        | 0        | 0        |
| 11/15         | @ Oakland          | 0        | 0         | 0.0        | 0        | 0        | 1        | 6         | 6.0        | 6        | 0        |
| 11/22         | Green Bay          | 0        | 0         | 0.0        | 0        | 0        | 0        | 0         | 0.0        | 0        | 0        |
| 11/29         | @ Atlanta          | 0        | 0         | 0.0        | 0        | 0        | 0        | 0         | 0.0        | 0        | 0        |
| 12/6          | Seattle            | 0        | 0         | 0.0        | 0        | 0        | 0        | 0         | 0.0        | 0        | 0        |
| 12/10         | @ Arizona          | 0        | 0         | 0.0        | 0        | 0        | 0        | 0         | 0.0        | 0        | 0        |
| 12/20         | Chicago            | 0        | 0         | 0.0        | 0        | 0        | 0        | 0         | 0.0        | 0        | 0        |
| 12/27         | NY Giants          | 0        | 0         | 0.0        | 0        | 0        | 0        | 0         | 0.0        | 0        | 0        |
| 1/3/16        | @ Green Bay        | 0        | 0         | 0.0        | 0        | 0        | 0        | 0         | 0.0        | 0        | 0        |
| <b>Totals</b> | <b>GP/GS: 16/1</b> | <b>2</b> | <b>10</b> | <b>5.0</b> | <b>9</b> | <b>0</b> | <b>2</b> | <b>15</b> | <b>7.5</b> | <b>9</b> | <b>0</b> |

**PLAYOFFS**

|         |         |   |   |     |   |   |   |   |     |   |   |
|---------|---------|---|---|-----|---|---|---|---|-----|---|---|
| 1/10/16 | Seattle | 0 | 0 | 0.0 | 0 | 0 | 0 | 0 | 0.0 | 0 | 0 |
|---------|---------|---|---|-----|---|---|---|---|-----|---|---|

| 2016.....          | MINNESOTA.....Att.     | RECEIVING |          |            |          | RUSHING  |          |          |            |          |          |
|--------------------|------------------------|-----------|----------|------------|----------|----------|----------|----------|------------|----------|----------|
|                    |                        | Yards     | Avg.     | Long       | TD       | No.      | Yards    | Avg.     | Long       | TD       |          |
| 9/11.....          | @ Tennessee.....       | 1         | 6        | 6.0        | 6        | 0        | 1        | 8        | 8.0        | 8        | 0        |
| 9/18.....          | vs. Green Bay.....     | 0         | 0        | 0.0        | 0        | 0        | 1        | -2       | -2.0       | 2        | 0        |
| 9/25.....          | @ Carolina.....        |           |          |            |          |          |          |          |            |          |          |
| 10/3.....          | vs. NY Giants.....     |           |          |            |          |          |          |          |            |          |          |
| 10/9.....          | vs. Houston.....       |           |          |            |          |          |          |          |            |          |          |
| 10/23.....         | @ Philadelphia.....    |           |          |            |          |          |          |          |            |          |          |
| 10/31.....         | @ Chicago.....         |           |          |            |          |          |          |          |            |          |          |
| 11/6.....          | vs. Detroit.....       |           |          |            |          |          |          |          |            |          |          |
| 11/13.....         | @ Washington.....      |           |          |            |          |          |          |          |            |          |          |
| 11/20.....         | vs. Arizona.....       |           |          |            |          |          |          |          |            |          |          |
| 11/24.....         | @ Detroit.....         |           |          |            |          |          |          |          |            |          |          |
| 12/1.....          | vs. Dallas.....        |           |          |            |          |          |          |          |            |          |          |
| 12/11.....         | @ Jacksonville.....    |           |          |            |          |          |          |          |            |          |          |
| 12/18.....         | vs. Indianapolis.....  |           |          |            |          |          |          |          |            |          |          |
| 12/24.....         | @ Green Bay.....       |           |          |            |          |          |          |          |            |          |          |
| 1/1/17.....        | vs. Chicago.....       |           |          |            |          |          |          |          |            |          |          |
| <b>Totals.....</b> | <b>GP/GS: 2/0.....</b> | <b>1</b>  | <b>6</b> | <b>6.0</b> | <b>6</b> | <b>0</b> | <b>2</b> | <b>6</b> | <b>6.0</b> | <b>8</b> | <b>0</b> |

#### KICKOFF RETURNS

| 2013.....          | MINNESOTA.....No  | Yards        | Avg.        | Lg          | TD       |   |
|--------------------|-------------------|--------------|-------------|-------------|----------|---|
| 9/8.....           | @ Detroit.....    | 2            | 54          | 27.0        | 30       | 0 |
| 9/15.....          | @ Chicago.....    | 3            | 149         | 49.7        | 105t     | 1 |
| 9/22.....          | Cleveland.....    | 2            | 59          | 29.5        | 30       | 0 |
| 9/29.....          | Pittsburgh.....   | 5            | 144         | 28.8        | 42       | 0 |
| 10/13.....         | Carolina.....     | 0            | 0           | 0.0         | 0        | 0 |
| 10/21.....         | @ NY Giants.....  | 1            | 69          | 69.0        | 69       | 0 |
| 10/27.....         | Green Bay.....    | 5            | 228         | 45.6        | 109t     | 1 |
| 11/3.....          | @ Dallas.....     | 4            | 105         | 26.3        | 45       | 0 |
| 11/7.....          | Washington.....   | 2            | 37          | 18.5        | 23       | 0 |
| 11/17.....         | @ Seattle.....    | 4            | 117         | 29.3        | 35       | 0 |
| 11/24.....         | @ Green Bay.....  | 4            | 126         | 31.5        | 57       | 0 |
| 12/1.....          | Chicago.....      | 0            | 0           | 0.0         | 0        | 0 |
| 12/8.....          | @ Baltimore.....  | 4            | 111         | 27.8        | 42       | 0 |
| 12/15.....         | Philadelphia..... | 0            | 0           | 0.0         | 0        | 0 |
| 12/22.....         | @ Cincinnati..... | 4            | 143         | 35.8        | 48       | 0 |
| 12/29.....         | Detroit.....      | 3            | 51          | 17.0        | 23       | 0 |
| <b>Totals.....</b> | <b>43</b>         | <b>1,393</b> | <b>32.4</b> | <b>109t</b> | <b>2</b> |   |

| 2014.....          | MINNESOTA.....No   | Yards      | Avg.        | Lg        | TD       |   |
|--------------------|--------------------|------------|-------------|-----------|----------|---|
| 9/7.....           | @ St. Louis.....   | 2          | 48          | 24.0      | 29       | 0 |
| 9/14.....          | New England.....   | 1          | 23          | 23.0      | 23       | 0 |
| 9/21.....          | @ New Orleans..... | 4          | 120         | 30.0      | 43       | 0 |
| 9/28.....          | Atlanta.....       | 2          | 86          | 43.0      | 49       | 0 |
| 10/2.....          | @ Green Bay.....   | 3          | 59          | 19.7      | 27       | 0 |
| 10/12.....         | Detroit.....       | 1          | 15          | 15.0      | 15       | 0 |
| 10/19.....         | @ Buffalo.....     | 3          | 40          | 13.3      | 24       | 0 |
| 10/26.....         | @ Tampa Bay.....   | 3          | 79          | 26.3      | 31       | 0 |
| 11/2.....          | Washington.....    | 3          | 70          | 23.3      | 32       | 0 |
| 11/16.....         | @ Chicago.....     | 1          | 21          | 21.0      | 21       | 0 |
| 11/23.....         | Green Bay.....     | 2          | 75          | 37.5      | 42       | 0 |
| 11/30.....         | Carolina.....      | 1          | 28          | 28.0      | 28       | 0 |
| 12/7.....          | New York Jets..... | 4          | 86          | 21.5      | 29       | 0 |
| 12/14.....         | @ Detroit.....     | 2          | 74          | 37.0      | 51       | 0 |
| 12/21.....         | @ Miami.....       | 2          | 47          | 23.5      | 29       | 0 |
| 12/28.....         | Chicago.....       | 0          | 0           | 0.0       | 0        | 0 |
| <b>Totals.....</b> | <b>34</b>          | <b>871</b> | <b>25.6</b> | <b>51</b> | <b>0</b> |   |

### THE CORDARELLE DEAL

Cordarelle Patterson has re-written the Vikings record book on kickoff return prowess in his 3 seasons.

#### VIKINGS CAREER KO RETURN TDs

|                           |     |
|---------------------------|-----|
| PLAYER.....               | TDs |
| Percy Harvin.....         | 5   |
| Cordarelle Patterson..... | 4   |
| 11 others tied with.....  | 1   |

#### VIKINGS SINGLE-SEASON KO RETURN TDs

|  |     |
|--|-----|
| PLAYER, GAME.....                            | TDs |
| Cordarelle Patterson, 2015 (93t, 101t).....  | 2   |
| Cordarelle Patterson, 2013 (105t, 109t)..... | 2   |
| Percy Harvin, 2009 (101t, 88t).....          | 2   |

#### LONGEST KO RETURNS IN VIKINGS HISTORY

|  |       |
|--|-------|
| PLAYER, GAME.....                                  | YARDS |
| Cordarelle Patterson, vs. Green Bay, 10/27/13..... | 109t  |
| Cordarelle Patterson, at Chicago, 9/15/13.....     | 105t  |
| Percy Harvin, at Detroit, 9/30/12.....             | 105t  |

#### LONGEST PLAYS IN NFL HISTORY

|  |                     |
|--|---------------------|
| PLAYER, SEASON.....                              | YARDS               |
| Cordarelle Patterson, Minn vs. GB, 10/27/13..... | 109t KOR            |
| Antonio Cromartie, SD at Minn, 11/4/07....       | 109t Missed FG Ret. |
| 5 others tied at.....                            | 108t                |

#### VIKINGS KO RETURN AVERAGE IN A SEASON

|                                 |      |
|---------------------------------|------|
| PLAYER, SEASON.....             | AVG  |
| Cordarelle Patterson, 2013..... | 32.4 |
| Cordarelle Patterson, 2015..... | 31.8 |
| Aundrae Allison, 2007.....      | 28.7 |

#### NFL KO RETURN AVERAGE IN A SEASON SINCE 1970 MERGER

|                                  |      |
|----------------------------------|------|
| PLAYER, SEASON.....              | AVG  |
| Jim Duncan, Baltimore, 1970..... | 35.4 |
| Ron Brown, LA Rams, 1985.....    | 32.8 |
| Cecil Turner, Chicago, 1970..... | 32.7 |
| Cordarelle Patterson, 2013.....  | 32.4 |

#### VIKINGS KO RETURN AVERAGE IN A CAREER

|                           |      |
|---------------------------|------|
| PLAYER, SEASON.....       | AVG  |
| Cordarelle Patterson..... | 30.1 |
| Percy Harvin.....         | 27.9 |

#### VIKINGS CAREER KO RETURN YARDS

|                           |       |
|---------------------------|-------|
| PLAYER.....               | YDS   |
| Darrin Nelson.....        | 3,619 |
| Cordarelle Patterson..... | 3,283 |

#### VIKINGS CAREER 50+ YARD KO RETURNS

|                           |          |
|---------------------------|----------|
| PLAYER.....               | 50+ KORs |
| Cordarelle Patterson..... | 10       |
| Percy Harvin.....         | 9        |

| 2015.....MINNESOTA.....No      | Yards     | Avg.         | Lg          | TD          |          |
|--------------------------------|-----------|--------------|-------------|-------------|----------|
| 9/14.....@ San Francisco.....1 | 21        | 21.0         | 21          | 0           |          |
| 9/20.....@ Detroit.....2       | 62        | 31.0         | 33          | 0           |          |
| 9/27.....San Diego.....2       | 53        | 26.5         | 32          | 0           |          |
| 10/4.....@ Denver.....2        | 34        | 17.0         | 20          | 0           |          |
| 10/18.....Kansas City.....2    | 51        | 25.5         | 33          | 0           |          |
| 10/25.....@ Detroit.....4      | 107       | 26.8         | 30          | 0           |          |
| 11/1.....@ Chicago.....2       | 43        | 21.5         | 26          | 0           |          |
| 11/8.....St. Louis.....3       | 75        | 25.0         | 42          | 0           |          |
| 11/15.....@ Oakland.....1      | 93        | 93.0         | 93t         | 1           |          |
| 11/22.....Green Bay.....3      | 103       | 34.4         | 52          | 0           |          |
| 11/29.....@ Atlanta.....0      | 0         | 0.0          | 0           | 0           |          |
| 12/6.....Seattle.....5         | 198       | 39.6         | 101t        | 1           |          |
| 12/10.....@ Arizona.....3      | 93        | 31.0         | 41          | 0           |          |
| 12/20.....Chicago.....0        | 0         | 0.0          | 0           | 0           |          |
| 12/27.....NY Giants.....1      | 16        | 16.0         | 16          | 0           |          |
| 1/3/16.....@ Green Bay.....1   | 70        | 70.0         | 70          | 0           |          |
| <b>Totals.....</b>             | <b>32</b> | <b>1,019</b> | <b>31.8</b> | <b>101t</b> | <b>2</b> |

**PLAYOFFS**

|                           |    |      |    |   |
|---------------------------|----|------|----|---|
| 1/10/16.....Seattle.....3 | 65 | 21.7 | 34 | 0 |
|---------------------------|----|------|----|---|

| 2016.....MINNESOTA.....No       | Yards    | Avg.       | Lg          | TD        |          |
|---------------------------------|----------|------------|-------------|-----------|----------|
| 9/11.....@ Tennessee.....1      | 61       | 61.0       | 61          | 0         |          |
| 9/18.....vs. Green Bay.....2    | 62       | 21.0       | 37          | 0         |          |
| 9/25.....@ Carolina.....        |          |            |             |           |          |
| 10/3.....vs. NY Giants.....     |          |            |             |           |          |
| 10/9.....vs. Houston.....       |          |            |             |           |          |
| 10/23.....@ Philadelphia.....   |          |            |             |           |          |
| 10/31.....@ Chicago.....        |          |            |             |           |          |
| 11/6.....vs. Detroit.....       |          |            |             |           |          |
| 11/13.....@ Washington.....     |          |            |             |           |          |
| 11/20.....vs. Arizona.....      |          |            |             |           |          |
| 11/24.....@ Detroit.....        |          |            |             |           |          |
| 12/1.....vs. Dallas.....        |          |            |             |           |          |
| 12/11.....@ Jacksonville.....   |          |            |             |           |          |
| 12/18.....vs. Indianapolis..... |          |            |             |           |          |
| 12/24.....@ Green Bay.....      |          |            |             |           |          |
| 1/1/17.....vs. Chicago.....     |          |            |             |           |          |
| <b>Totals.....</b>              | <b>3</b> | <b>123</b> | <b>41.0</b> | <b>61</b> | <b>0</b> |

**RUNNING DOWN A DREAM**

Cordarrelle Patterson proved he is a threat to score any way at any time during his first 3 years in the NFL. He set an NFL record since the 1970 merger with 3 rushing TDs by a WR in 2013 and has tied the Vikings career record for rushing TDs by a WR with 4. In 2014, his opening day 67-yard rushing TD at St. Louis (9/7/14) was the longest by a WR in franchise history. A big-play threat during his opening 3 seasons, Patterson has etched his name throughout the Vikings record book and looks to build on his resume in 2016.

**RUSHING TDs IN A SEASON BY WRs SINCE 1970 MERGER**

| PLAYER.....                      | TDs |
|----------------------------------|-----|
| Cordarrelle Patterson, 2013..... | 3   |
| Jerry Rice, 1994.....            | 2   |
| Percy Harvin, 2011.....          | 2   |

**CAREER RUSHING TDs BY VIKINGS WRs**

| PLAYER.....                | TDs |
|----------------------------|-----|
| Cordarrelle Patterson..... | 4   |
| Percy Harvin.....          | 4   |

**LONGEST RUSHES BY VIKINGS WRs**

| PLAYER, GAME.....                                 | YDS |
|---|-----|
| Cordarrelle Patterson, @ St. Louis, 9/7/14.....   | 67t |
| Bob Grim, at NY Giants, 10/31/71.....             | 54  |
| Cordarrelle Patterson, vs. Detroit, 12/29/13..... | 50t |

**CAREER RUSHING YARDS BY VIKINGS WRs**

| PLAYER, GAME.....                    | YDS |
|--------------------------------------|-----|
| 1) Percy Harvin, 2009-12.....        | 683 |
| 2) Anthony Carter, 1985-93.....      | 290 |
| 3) Cordarrelle Patterson, 2013-..... | 282 |

**U.S. BANK STADIUM SIGNATURE ITEMS**

U.S. Bank Stadium will cut an impressive figure against the downtown Minneapolis skyline and serve as the state-of-the-art home of the Minnesota Vikings beginning in summer 2016.


The most unique design feature of U.S. Bank Stadium will have fans thinking they are sitting outdoors, even on a cold Minnesota afternoon. The 248,000-square foot ethylene-tetra-fluoro-ethylene (ETFE) roof provides a compromise of an open-air stadium. The transparent material that makes up 60% of the stadium's roof is designed to let light in but is lighter and more economical than glass. The material will allow fans to experience an outdoor view in a climate-controlled environment.

The design of the roof is built to withstand even the worst winters Minnesota has to offer. The downward slopes that go east and west and north to south allows the stadium's roof to shed snow in a timely fashion. The material combined with the natural heat rise from the inside of the building helps the snow melt and shed off the roof into diverters along the edges of the roof.



**U.S. BANK STADIUM  
INAUGURAL SEASON**





# ADRIAN PETERSON #28

**POSITION:** RUNNING BACK  
**HEIGHT/WEIGHT:** 6-1/220  
**DOB:** 3-21-85  
**HOMETOWN:** PALESTINE, TX

**COLLEGE:** OKLAHOMA  
**ACQUIRED:** D1 (#7) '07  
**NFL SEASON:** 10  
**VIKINGS SEASON:** 10

**2016 GP/GS**  
2/2

**Career GP/GS**  
122/115

**Playoffs GP/GS**  
5/5

• In 2012 became 3rd Vikings player to earn NFL MVP honors, joining Alan Page (1971) and Fran Tarkenton (1975).

• Has led the NFL in rushing 3 times and posted the 2nd-best rushing yardage season in NFL history in 2012 at 2,097 yards.

• Set NFL single-game rushing record with 296 yards vs. San Diego in 2007, the 8th game of his career.

**OFF THE FIELD** Recently opened O Athletic, a 35,000-square-foot gym, where he trains in the offseason, in Houston...Has taken mission trips to Africa in recent offseasons, working with Starkey Hearing to provide hearing aids to disadvantaged children and adults, joining other NFL stars on the trips...Addressed crowd following game vs. Detroit (12/29/13) as part of the closing ceremonies at Mall of America Field following the final game at the stadium...Works with youth through his All Day Foundation, with the motto "Giving Back Every Day, All Day"...Has hosted Special Olympics of Minnesota Punt, Pass and Kick events at Winter Park...Comes from an athletic family as mother, Bonita Jackson, was a track and field star and father, Nelson Peterson, was a collegiate basketball player at Idaho State...His uncle, Ivory Lee Brown, was an NFL player and suited up for the Vikings in 1993...Majored in sociology...Active yearly around Holiday season through "Shop With A Viking" program...Sponsors an AAU girl's basketball team in Texas-the AD Elite team...Married to wife, Ashley.

**HONORS** Named 2012 **NFL MVP**...Selected 2012 **NFL Offensive Player of the Year**...2008, 2009, 2012, 2015 *Associated Press* **All-Pro** 1st Team and 2nd-Team honoree in 2007 and 2013...2008 and 2012 **Bert Bell Player of the Year** Award winner by Maxwell Club...Named to **50 Greatest Vikings** team as part of 50th season celebration in 2010...Named to **VIKINGS All-Mall of America Field Team** in 2013 in honoring the final season in the Dome...2008, 2015 **FedEx Ground Player of the Year**...2007, 2008, 2009, 2012, 2015 **Pro Bowl** starter, 2010 and 2013 **Pro Bowl** selection but not a starter...**Pro Bowl MVP** as a rookie...2007 *Associated Press* **Offensive Rookie of the Year**...2007 **Diet Pepsi NFL Rookie of the Year**...2007, 2008, 2010, 2012 and 2013 **Vikings Offensive MVP** as voted by teammates...2007 *Pro Football Weekly* **All-Rookie Team**...NFL **Rookie of the Month** in September 2007 and October 2007...**NFC Offensive Player of the Month** in November 2015...**NFC Offensive Player of the Week** at Chicago (10/14/07), vs. San Diego (11/4/07), vs. Green Bay (11/9/08), vs. Detroit (9/26/09), vs. Arizona (10/9/11)...**FedEx Ground Player of the Week** at Chicago (10/14/07), vs. San Diego (11/4/07), vs. Arizona (10/9/11), vs. Arizona (10/21/12), vs. Pittsburgh (9/29/13), vs. Chicago (12/1/13), at Oakland (11/29/15), at Atlanta (11/29/15).

**PRO** Bounced back in 2015 from nearly a year hiatus to lead the NFL in rushing for the 3rd time in his career with 1,485 yards on the ground...In 9 NFL seasons, he has posted 7 of the top 10 single-season rushing yardage marks in Vikings history...Moved into 9th in NFL history with 97 career rushing TDs and moved to 16th in NFL history with 11,706 career rushing yards...Tied NFL record held by O.J. Simpson with 6 career games with 200+ rushing yards...Notched 2nd-best single-season rushing mark in NFL history with 2,097 yards in 2012...Set team record with 10 games of 100+ rushing in 2008 and 2012...Holds Vikings career record with 97 rushing TDs...Posted 10+ rushing

TDs in 8 NFL seasons, joining only LaDainian Tomlinson as the only players who have achieved the feat in NFL history...Holds Vikings career rushing yardage record at 11,675...Ranks 1st in team history for career 100-yard rushing games with 49, passing Robert Smith's 29...Set Vikings record with 18 rushing TDs in 2009 and ranks 2nd in team history for total TDs in a season, trailing Chuck Foreman's 22 in 1975...Holds Vikings record with 20 career runs of 50+ yards...Became the 1st Viking to lead the NFL in rushing in 2008...Tabbed by the Maxwell Club as the **Bert Bell Award** winner as the Player of the Year in 2008 and 2012...Rewrote the Vikings rookie record book with one of the biggest debut seasons in NFL history en route to the **NFL Offensive Rookie of the Year** and **Diet Pepsi NFL Rookie of the Year** awards...Set NFL single-game rushing mark with 296 yards vs. San Diego (11/4/07)...Came to the Vikings as the 10th RB selected by the team in the 1st round...The only Vikings RBs selected as high or higher were Tommy Mason (#1, 1961), Clinton Jones (#2, 1967) and Darrin Nelson (#7, 1982).

**2016** Totaled 31 yards on 19 rushing attempts at Tennessee (9/11)...Had 12 carries for 19 yards before leaving with a torn meniscus vs. Green Bay (9/18).

**2015** Led NFL in rushing for the 3rd time in his career, posting 1,485 yards on the ground...Earned consensus 1st-Team **All-Pro** honors and **Pro Bowl** berth...Named **FedEx Ground Player of the Year**...Ran for season-best 203 yards at Oakland (11/15), his 6th career game over the 200-yard plateau, tied with O.J. Simpson for the most in NFL history...His 1,485 yards is the 3rd-highest mark of his career and the 4th-best single-season mark in Vikings history...Broke the 100-yard mark in 7 games, the 4th-best total in Vikings history...Tied for NFL lead with 11 rushing TDs on the season...Ranked 3rd in NFL in total yards from scrimmage with 1,707 (1,485 rushing, 222 receiving).

**2014** Appeared in 1 game during the season due to being placed on the Commissioner's Exempt List along with a suspension...Started at St. Louis (9/7) and rushed for 75 yards on 21 carries and caught 2 passes for 18 yards.

**2013** Earned 2nd-Team *Associated Press* **All-Pro** honors, his 5th time being 1st or 2nd-team in his 7-year career...Selected to **Pro Bowl** but did not play due to injury...Ran for 1,000+ yards for 6th time in his 7 seasons...Notched 7th straight season with 10+ rushing TDs...Set career high with 35 carries vs. Chicago (12/1) and season-high 211 yards rushing, his 5th career game with 200+...Surpassed 10,000 career rushing yards vs. Chicago (12/1)...Had 146 yards at Green Bay (11/24) and notched a rushing TD...Rushed for 140 yards at Dallas (11/3)...Ran for 2 TDs vs. Washington (11/7)...Notched a pair of rushing TDs and ran for 140 yards in International Series game vs. Pittsburgh (9/29) in London, scoring on runs of 60 and 7 yards...Ran for 100 yards at Chicago (9/15)...Took the 1st offensive play of the season for the Vikings for a 78-yard TD run at Detroit (9/8), matching Robert Smith's team record for longest opening-day run and setting an NFL record for the longest TD run on a player's first carry in a season since the 1970 merger...Tied career high with 3 TDs in opener at Detroit, scoring 2 rushing TDs and 1 receiving score.

**2012** Earned **NFL MVP**, **Offensive Player of the Year** and **1st-Team All-Pro** honors by *Associated Press* following offseason knee surgery...Became only the 3rd Vikings player to take home NFL MVP, joining Alan Page in 1971 and Fran Tarkenton

in 1975...Ran for 2,097 yards, the 2nd-best mark in NFL history behind Eric Dickerson's 2,105...Tied his own team record with 10 games of 100+ yards on the season and 2 games of 200+ on the season...Matched NFL record held by Earl Campbell in 1980 with 7 games with 150+ yards...Tied NFL record with 7 runs of 50+ yards on the season, matching Barry Sanders in 1997...Broke Vikings career rushing yardage record in season opener vs. Jacksonville (9/9)...Set NFL record for rushing yards in a month when he amassed 861 yards during December...Posted career-long 82-yard TD run in a pair of games, at Green Bay (12/2) and at St. Louis (12/16).

**2011** Ran for 970 yards in 12 games during the season, falling just 66 yards shy of the Vikings career rushing yards record...Broke the Vikings career rushing TDs record vs. Tampa Bay (9/18) with his 53rd career score on a 1-yard run in the 1st quarter...Missed 3 games following ankle injury suffered vs. Oakland (11/20)...Had season cut short by knee injury at Washington (12/24), going on injured reserve before the season finale...Ended season with 12 rushing TDs, giving him 64 for his career...Ranked 3rd in NFL with 12 rushing TDs...Broke the 100-yard mark 3 times during the season, moving his career total to 27...Tied Vikings record and career-best with 3 rushing TDs vs. Arizona (10/9) in the 1st win of the season...Named **NFC Offensive Player of the Week** and **FedEx Ground Player of the Week** vs. Arizona...Posted season-best 175 yards on the ground vs. Green Bay (10/23).

**2010** Earned 4th trip to **Pro Bowl**...Rushed for 1,298 yards, the 6th-best total in team history...Tied for Vikings career rushing TDs record with 52, matching total of Chuck Foreman and Bill Brown...Tied for the 5th-best mark in Vikings history with 12 rushing TDs...Notched career-long rush with 80-yard TD burst vs. Detroit (9/26)...Moved into 3rd place in team history for career rushing yards with 5,782...Had 5 games with 100+ yards rushing, giving him 24 games over the 100-yard mark for his career...Notched his 4th career 3-rushing TD game vs. Buffalo (12/5)...Had a streak of 350 offensive touches without a fumble (11/29/09-12/28/10), the 2nd-longest streak in Vikings history.

**2009** Earned 1st-Team *Associated Press All-Pro* and selected to the **Pro Bowl**...Set Vikings record with 18 rushing TDs and led all NFL non-kickers in scoring...Posted the 4th-highest single-season rushing total in team history...Teamed with Sidney Rice to form the NFC's top rushing-receiving tandem with a combined 2,695 yards (1,383 rushing/1,312 receiving)...Moved into tie for 3rd in team history with 40 career rushing TDs...Moved into 2nd in Vikings history with 19 career 100-yard rushing games...Ranked 2nd in the NFC in rushing yards...Had career-best 43 receptions for 436 yards...Ran for 3 TDs to set a team playoff record and tied a team playoff record with 3 total TDs with his performance at New Orleans (1/24/10) in NFC Championship game...His 122 rushing yards at New Orleans are the 3rd most in a playoff game in Vikings history...Set a Vikings opening-day record with 180 yards rushing at Cleveland (9/13).

**2008** Led NFL in rushing and set a then-Vikings single-season record with 1,760 yards, becoming the 1st Vikings RB to lead the League in rushing yards...Recognized by Maxwell Club with the **Bert Bell Player of the Year** award, 1st-Team *Associated Press All-Pro* honoree, **Pro Bowl** starter and voted by teammates as **Vikings Offensive MVP**...Tied for 2nd in *Associated Press* voting for Offensive Player of the Year and finished 4th in AP polling for NFL MVP...Set Vikings record with 10 games over the 100-yard mark...Set team record for rushing attempts with 363, breaking the old record held by Chester Taylor in 2006 by 60 carries...Set then-Vikings record for yards rushing per game at 110.0...Ran for 192 yards vs. Green Bay (11/9)...Named the **NFC Offensive Player of the Week** for his performance vs. Green Bay (11/9) along with **FedEx Ground Player of the Week**...Earned **FedEx Ground Player of the Week** honors for games vs. Houston (11/2) and at Arizona (12/14).

**2007** Burst onto the NFL scene with a record-breaking rookie season...Earned **Offensive Rookie of the Year** honors from *Associated Press* and Diet Pepsi **Rookie of the Year**...Named a starter in the **Pro Bowl** and earned MVP of the game...Led the NFC with 1,341 rushing yards, ranked 2nd in the NFL and had the 5th-best single season in Vikings history, 2nd-best at the time...Set an NFL single-game record with 296 rushing yards vs. San Diego (11/4), breaking the old record of 295 by Jamal Lewis...Set the #1 and #2 single-game rushing totals in Vikings history with the 296 vs. San Diego and 224 at Chicago (10/14)...Teamed with Chester Taylor to set a Vikings record for combined rushing yards with 2,185...The Vikings set a team rushing record with 2,634 yards and helped team rank #1 in the NFL in rushing offense...Led the NFL in rushing yards per game with 95.8...Set then-Vikings record with an average of 5.6 yards per carry...Set then-Vikings record with 4 rushes of 50+ yards during the season and tied a Vikings record with 7 plays of 50+ yards (4 runs, 1 reception, 2 kickoff returns).

**COLLEGE** A 3-time All-Big 12 1st-Team honoree...2004 Heisman Trophy runner-up...2004 AP 1st-Team All-America, the 1st OU true freshman to earn the honor and the 1st true freshman on the team since 1996 (Dre Bly)...Played 31 games over 3 seasons...Set the school record with 1,925 yards as a freshman in 2004, breaking Billy Sims' record of 1,896 in 1978...Broke Ron Dayne's NCAA freshman rushing record...Ranks 3rd in OU history with 4,045 yards and 4th with 41 rushing TDs...The only OU RBs with more career yards are Billy Sims and Joe Washington...Broke the 100-yard mark 22 times in 31 games.

**PREP** Was the consensus National Player of the Year as a senior at Palestine (TX) High...Broke the 2,000-yard mark as a junior and senior, going for 2,051 as a junior and 2,960 as a senior with 22 TDs as a junior and 32 as a senior...Named to Army All-America Game and given Hall Trophy as Army National Player of the Year...Competed in basketball and track...Finished 2nd in 100m at state meet.



Adrian Peterson bounced back in 2015 from nearly a year hiatus to lead the NFL in rushing for the 3rd time in his career with 1,485 yards on the ground. Peterson capped off his 2015 season by helping lead the Vikings to a NFC North Title with a victory at Lambeau Field in Week 17.

**PETERSON'S NFL TOTALS**

| Year            | GP/GS          | RUSHING      |               |            |            |           | RECEIVING  |              |             |           |          |
|-----------------|----------------|--------------|---------------|------------|------------|-----------|------------|--------------|-------------|-----------|----------|
|                 |                | No.          | Yds.          | Avg.       | Lg         | TD        | No.        | Yds.         | Avg.        | Lg        | TD       |
| 2007 (Min)      | 14/9           | 238          | 1,341         | 5.6        | 73t        | 12        | 19         | 268          | 14.1        | 60t       | 1        |
| 2008 (Min)      | 16/15          | 363          | 1,760         | 4.8        | 67t        | 10        | 21         | 125          | 6.0         | 16        | 0        |
| <i>Playoffs</i> | <i>1/1</i>     | <i>20</i>    | <i>83</i>     | <i>4.2</i> | <i>40t</i> | <i>2</i>  | <i>0</i>   | <i>0</i>     | <i>0.0</i>  | <i>0</i>  | <i>0</i> |
| 2009 (Min)      | 16/15          | 314          | 1,383         | 4.4        | 64t        | 18        | 43         | 436          | 10.1        | 63        | 0        |
| <i>Playoffs</i> | <i>2/2</i>     | <i>51</i>    | <i>185</i>    | <i>3.6</i> | <i>27</i>  | <i>3</i>  | <i>3</i>   | <i>33</i>    | <i>11.0</i> | <i>19</i> | <i>0</i> |
| 2010 (Min)      | 15/15          | 283          | 1,298         | 4.6        | 80t        | 12        | 36         | 341          | 9.5         | 34        | 1        |
| 2011 (Min)      | 12/12          | 208          | 970           | 4.7        | 54         | 12        | 18         | 139          | 7.7         | 22        | 1        |
| 2012 (Min)      | 16/16          | 348          | 2,097         | 6.0        | 82t        | 12        | 40         | 217          | 5.4         | 20        | 1        |
| <i>Playoffs</i> | <i>1/1</i>     | <i>22</i>    | <i>99</i>     | <i>4.5</i> | <i>18</i>  | <i>0</i>  | <i>1</i>   | <i>8</i>     | <i>8.0</i>  | <i>8</i>  | <i>0</i> |
| 2013 (Min)      | 14/14          | 279          | 1,266         | 4.5        | 78t        | 10        | 29         | 171          | 5.9         | 22        | 1        |
| 2014 (Min)      | 1/1            | 21           | 75            | 3.6        | 17         | 0         | 2          | 18           | 9.0         | 9         | 0        |
| 2015 (Min)      | 16/16          | 327          | 1,485         | 4.5        | 80t        | 11        | 30         | 222          | 7.4         | 49        | 0        |
| <i>Playoffs</i> | <i>1/1</i>     | <i>23</i>    | <i>45</i>     | <i>2.0</i> | <i>13</i>  | <i>0</i>  | <i>2</i>   | <i>13</i>    | <i>6.5</i>  | <i>8</i>  | <i>0</i> |
| 2016 (Min)      | 2/2            | 31           | 50            | 1.6        | 9          | 0         | 2          | 7            | 3.5         | 7         | 0        |
| <b>Total</b>    | <b>121/114</b> | <b>2,412</b> | <b>11,725</b> | <b>4.9</b> | <b>82t</b> | <b>97</b> | <b>240</b> | <b>1,944</b> | <b>8.1</b>  | <b>63</b> | <b>5</b> |
| <i>Playoffs</i> | <i>5/5</i>     | <i>116</i>   | <i>412</i>    | <i>3.6</i> | <i>40t</i> | <i>5</i>  | <i>6</i>   | <i>54</i>    | <i>9.0</i>  | <i>19</i> | <i>0</i> |

**KICKOFF RETURNS**

| Year            | No.       | Yds.       | Avg.        | Lg        | TD       |
|-----------------|-----------|------------|-------------|-----------|----------|
| 2007 (Minn)     | 16        | 412        | 25.8        | 53        | 0        |
| 2008 (Minn)     | 1         | 16         | 16.0        | 16        | 0        |
| <i>Playoffs</i> | <i>1</i>  | <i>20</i>  | <i>20.0</i> | <i>20</i> | <i>0</i> |
| <b>Total</b>    | <b>17</b> | <b>428</b> | <b>25.2</b> | <b>53</b> | <b>0</b> |
| <i>Playoffs</i> | <i>1</i>  | <i>20</i>  | <i>20.0</i> | <i>20</i> | <i>0</i> |

**SINGLE-GAME CAREER HIGHS**

Rushing Attempts.....35.....vs. Chicago, 12/1/13  
 Rushing Yards .....296.....vs. San Diego, 11/4/07  
 Long Rush ..... 82t.....at GB, 12/2/12; at St. L., 12/16/12  
 Rushing TDs .....3.....5x, last vs. Arizona, 10/9/11  
 Receptions.....7.....at Washington, 10/14/12  
 Receiving Yards .....76.....at Carolina, 10/30/11  
 Receiving TD .....1.....5x, last at Detroit, 9/8/13  
 Long Reception .....63.....at Carolina, 12/20/09  
 Kickoff Returns ..... 4.....at Chicago, 10/14/07  
 Kickoff Return Yds .... 128.....at Chicago, 10/14/07  
 Long Kickoff Return ....53.....at Chicago, 10/14/07

**CARRYING THE LOAD**

Adrian Peterson's 97.3 yards per game and his yards per carry ranks among all-time leaders with a minimum of 1,000 attempts.

**NFL CAREER YARDS PER GAME RUSHING (MIN. 100 GAMES) PLAYER, GAMES ..... YDS/GM**

|                             |             |
|-----------------------------|-------------|
| Jim Brown, 118              | 104.3       |
| Barry Sanders, 153          | 99.8        |
| <b>Adrian Peterson, 122</b> | <b>96.1</b> |
| Eric Dickerson, 146         | 90.8        |

**NFL CAREER YARDS PER CARRY (MIN. 1,000 ATTEMPTS) PLAYER, ATT/YDS .....AVG**

|  |             |
|--|-------------|
| Jamaal Charles, 1,320 att/7,220 yds          | 5.47        |
| Jim Brown, 2,539 att/12,312 yds              | 5.22        |
| Barry Sanders, 3,062 att/15,269 yds          | 4.99        |
| <b>Adrian Peterson, 2,412 att/11,725 yds</b> | <b>4.86</b> |

**BIG-PLAY POTENTIAL**

Adrian Peterson has showcased his ability to change games by running the ball, catching passes and fielding returns.

**PETERSON'S LONGEST PLAYS (6 Int'l Series)**

**OPPONENT .....PLAY**

|                         |                   |
|-------------------------|-------------------|
| @ St. Louis, 12/16/12   | 82t rush          |
| @ Green Bay, 12/2/12    | 82t rush          |
| vs. Detroit, 9/26/10    | 80t rush          |
| @ Oakland, 11/15/15     | 80t rush          |
| @ Detroit, 9/8/13       | 78t rush          |
| @ Detroit, 10/25/15     | 75 rush           |
| @ Seattle, 11/4/12      | 74 rush           |
| at Chicago, 10/14/07    | 73t rush          |
| vs. NY Giants, 12/28/08 | 67t rush          |
| at Chicago, 10/14/07    | 67t rush          |
| vs. Tampa Bay, 10/25/12 | 64t rush          |
| at Cleveland, 9/13/09   | 64t rush          |
| vs. San Diego, 11/4/07  | 64t rush          |
| at Carolina, 12/20/09   | 63 reception      |
| vs. Detroit, 11/11/12   | 61t rush          |
| vs. Atlanta, 9/9/07     | 60t reception     |
| vs. Pittsburgh, 9/29/13 | 60t rush          |
| vs. Chicago, 11/30/08   | 59 rush           |
| vs. Baltimore, 10/18/09 | 58 rush           |
| vs. Green Bay, 9/30/07  | 55 rush           |
| at Chicago, 10/19/08    | 54t rush          |
| vs. Green Bay, 10/23/11 | 54 rush           |
| at Chicago, 10/14/07    | 53 kickoff return |
| @ St. Louis, 12/16/12   | 52 rush           |
| @ Dallas, 11/1/13       | 52 rush           |
| vs. Chicago, 12/9/12    | 51 rush           |
| vs. Green Bay, 9/30/07  | 51 kickoff return |

**A.D. FOR THE TD**

Adrian Peterson cracked the NFL's top-10 all time in career rushing TDs with 97. He's poised to rush for his 100th career TD in 2016, a feat accomplished by only 8 NFL players.

**NFL CAREER RUSHING TDs**

**Player, Years ..... TDs**

|  |           |
|--|-----------|
| 1) Emmitt Smith, 1990-04                 | 164       |
| 2) LaDainian Tomlinson, 2001-11          | 145       |
| 3) Marcus Allen, 1982-97                 | 123       |
| 4) Walter Payton, 1975-87                | 110       |
| 5) Jim Brown, 1957-65                    | 106       |
| 6) John Riggins, 1971-85                 | 104       |
| 7t) Shaun Alexander, 2000-08             | 100       |
| 7t) Marshall Faulk, 1994-05              | 100       |
| 9) Barry Sanders, 1989-98                | 99        |
| <b>10) Adrian Peterson, 2007-present</b> | <b>97</b> |
| 11t) Jerome Bettis, 1993-05              | 91        |
| 11t) Franco Harris, 1972-84              | 91        |



## RACKING UP THE RECORDS

Adrian Peterson has notched 6 games of 200+ yards, a feat only achieved once by any other Viking.

### VIKINGS SINGLE-GAME RUSHING YARDS

| PLAYER, GAME                             | YARDS |
|--|-------|
| Adrian Peterson, vs. San Diego, 11/4/07  | 296   |
| Adrian Peterson, at Chicago, 10/14/07    | 224   |
| Adrian Peterson, at St. Louis, 12/16/12  | 212   |
| Adrian Peterson, vs. Chicago, 12/1/13    | 211   |
| Adrian Peterson, at Green Bay, 12/2/12   | 210   |
| Adrian Peterson, at Oakland, 11/15/15    | 203   |
| Chuck Foreman, at Philadelphia, 10/24/76 | 200   |
| Adrian Peterson, vs. Green Bay, 12/30/12 | 199   |

### PETERSON'S RUSHING YARDS/NFL RANK

| SEASON | YARDS/NFL RANK |
|--------|----------------|
| 2007   | 1,342/#2       |
| 2008   | 1,760/#1       |
| 2009   | 1,383/#5       |
| 2010   | 1,298/#6       |
| 2011   | 970/#18        |
| 2012   | 2,097/#1       |
| 2013   | 1,266/#5       |
| 2015   | 1,485/#1       |

### PETERSON'S 100+ RUSHING GAMES (49 Reg Season, 1 Playoff)

| GAME (+-starts; *-playoffs; 6-Int'l Series) | YARDS-ATT-TD |
|---|--------------|
| vs. Atlanta, 9/9/07                         | 103-19-0     |
| @ Kansas City, 9/23/07+                     | 102-25-1     |
| vs. Green Bay, 9/30/07                      | 112-12-0     |
| @ Chicago, 10/14/07+                        | 224-20-3     |
| vs. San Diego, 11/4/07+                     | 296-30-3     |
| vs. Detroit, 12/2/07+                       | 116-15-2     |
| @ Green Bay, 9/8/08+                        | 103-19-1     |
| vs. Indianapolis, 9/14/08+                  | 160-29-0     |
| vs. Detroit, 10/12/08+                      | 111-25-0     |
| @ Chicago, 10/19/08+                        | 121-22-2     |
| vs. Houston, 11/2/08+                       | 139-25-1     |
| vs. Green Bay, 11/9/08+                     | 192-30-1     |
| vs. Chicago, 11/30/08+                      | 131-28-1     |
| @ Detroit, 12/7/08+                         | 105-22-0     |
| @ Arizona, 12/14/08+                        | 165-28-0     |
| vs. NY Giants, 12/28/08+                    | 103-21-1     |
| @ Cleveland, 9/13/09+                       | 180-25-3     |
| vs. Baltimore, 10/18/09+                    | 143-22-0     |
| vs. Detroit, 11/15/09+                      | 133-18-2     |
| @ New Orleans, 1/24/10*                     | 122-25-3     |
| vs. Miami, 9/19/10+                         | 28-145-1     |
| vs. Detroit, 9/26/10+                       | 23-160-2     |
| @ Green Bay, 10/24/10+                      | 28-131-1     |
| vs. Buffalo, 12/5/10+                       | 16-107-3     |
| @ Philadelphia, 12/28/10+                   | 22-118-1     |
| vs. Tampa Bay, 9/18/11+                     | 25-120-2     |
| vs. Arizona, 10/9/11+                       | 29-122-3     |
| vs. Green Bay, 10/23/11+                    | 24-175-1     |
| @ Detroit, 9/30/12+                         | 21-102-0     |
| vs. Arizona, 10/21/12+                      | 23-153-1     |
| vs. Tampa Bay, 10/25/12+                    | 15-123-1     |
| @ Seattle, 11/4/12+                         | 17-182-2     |
| vs. Detroit, 11/11/12+                      | 27-171-1     |
| @ Chicago, 11/25/12+                        | 18-108-0     |
| @ Green Bay, 12/2/12+                       | 21-210-1     |
| vs. Chicago, 12/9/12+                       | 31-154-2     |
| @ St. Louis, 12/16/12+                      | 24-212-1     |
| vs. Green Bay, 12/30/12+                    | 34-199-1     |
| @ Chicago, 9/15/13+                         | 26-100-0     |
| vs. Pittsburgh, 9/29/13+ 6                  | 23-140-2     |
| @ Dallas, 11/3/13+                          | 25-140-1     |
| @ Green Bay, 11/24/13+                      | 32-146-1     |
| vs. Chicago, 12/1/13+                       | 35-211-0     |
| vs. Detroit, 9/20/15+                       | 29-134-0     |
| vs. San Diego, 9/27/15+                     | 20-126-2     |
| @ Chicago, 11/1/15+                         | 20-103-0     |
| vs. St. Louis, 11/8/15+                     | 29-125-1     |
| @ Oakland, 11/15/15+                        | 26-203-1     |
| @ Atlanta, 11/29/15+                        | 29-158-2     |
| vs. NY Giants, 12/27/15+                    | 22-104-1     |

### PETERSON'S TOUCHDOWNS

| Game (*playoffs, 6International Series in London) ....             | Play                              |
|--|-----------------------------------|
| vs. Atlanta, 9/9/07  | 60 pass from T. Jackson           |
| @ Kansas City, 9/23/07   | 11 run                            |
| @ Chicago, 10/14/07  | 67 run, 73 run, 35 run            |
| @ Dallas, 10/21/07   | 20 run                            |
| vs. San Diego, 11/4/07   | 1 run, 64 run, 46 run             |
| vs. Detroit, 12/2/07   | 16 run, 13 run                    |
| vs. Chicago, 12/17/07  | 1 run, 8 run                      |
| @ Green Bay, 9/8/08  | 3 run                             |
| @ Tennessee, 9/28/08   | 28 run, 3 run                     |
| @ Chicago, 10/19/08  | 1 run, 54 run                     |
| vs. Houston, 11/2/08   | 1 run                             |
| vs. Green Bay, 11/9/08   | 29 run                            |
| @ Jacksonville, 11/23/08   | 16 run                            |
| vs. Chicago, 11/30/08  | 1 run                             |
| vs. NY Giants, 12/30/08  | 67 run                            |
| vs. Philadelphia, 1/4/09*  | 40 run, 3 run                     |
| @ Cleveland, 9/13/09   | 1 run, 1 run, 64 run              |
| @ Detroit, 9/20/09   | 27 run                            |
| vs. Green Bay, 10/5/09   | 1 run                             |
| @ St. Louis, 10/11/09  | 5 run, 7 run                      |
| @ Pittsburgh, 10/25/09   | 2 run                             |
| @ Green Bay, 11/1/09   | 1 run                             |
| vs. Detroit, 11/15/09  | 22 run, 1 run                     |
| vs. Chicago, 11/29/09  | 5 run                             |
| vs. Cincinnati, 12/13/09   | 1 run, 3 run                      |
| @ Carolina, 12/20/09   | 4 run                             |
| @ Chicago, 12/28/09  | 1 run, 1 run                      |
| vs. NY Giants, 1/3/10  | 1 run                             |
| @ New Orleans, 1/24/10*  | 19 run, 1 run, 2 run              |
| vs. Miami, 9/19/10   | 1 run                             |
| vs. Detroit 9/26/10  | 6 run, 80 run                     |
| vs. Dallas, 10/17/10   | 1 run                             |
| @ Green Bay, 10/24/10  | 1 run                             |
| @ New England, 10/31/10  | 1 run                             |
| vs. Arizona, 11/7/10   | 12 pass from B. Favre, 4 run      |
| @ Washington, 11/28/10   | 5 run                             |
| vs. Buffalo, 12/5/10   | 2 run, 3 run, 43 run              |
| @ Philadelphia, 12/28/10   | 1 run                             |
| vs. Tampa Bay, 9/18/11   | 1 run, 9 run                      |
| vs. Detroit, 9/25/11   | 6 run                             |
| vs. Arizona, 10/9/11   | 4 run, 24 run, 14 run             |
| @ Chicago, 10/16/11  | 4 run                             |
| vs. Green Bay, 10/23/11  | 1 run                             |
| @ Carolina, 10/30/11   | 19 pass from C. Ponder, 9 run     |
| @ Green Bay, 11/14/11  | 3 run                             |
| vs. Oakland, 11/20/11  | 12 run                            |
| @ Washington, 12/24/11   | 1 run                             |
| vs. Jacksonville, 9/9/12   | 3 run, 2 run                      |
| vs. Arizona, 10/21/12  | 13 run                            |
| vs. Tampa Bay, 10/25/12  | 64 run                            |
| @ Seattle, 11/4/12   | 1 run, 4 run                      |
| vs. Detroit, 11/11/12  | 61 run                            |
| @ Green Bay, 12/2/12   | 82 run                            |
| vs. Chicago, 12/9/12   | 1 run, 1 run                      |
| @ St. Louis, 12/16/12  | 82 run                            |
| vs. Green Bay, 12/30/12  | 7 run, 2 pass from Ponder         |
| @ Detroit, 9/8/13  | 78 run, 4 run, 4 pass from Ponder |
| vs. Cleveland, 9/22/13   | 2 run                             |
| vs. Pittsburgh, 9/29/136   | 60 run, 7 run                     |
| vs. Green Bay, 10/27/13  | 8 run                             |
| @ Dallas, 11/3/13  | 11 run                            |
| vs. Washington, 11/7/13  | 18 run, 1 run                     |
| @ Green Bay, 11/24/13  | 1 run                             |
| vs. San Diego, 9/27/15   | 2 run, 43 run                     |
| @ Denver, 10/4/15  | 48 run                            |
| vs. St. Louis, 11/8/15   | 6 run                             |
| @ Oakland, 11/15/15  | 80 run                            |
| vs. Green Bay, 11/22/15  | 6 run                             |
| @ Atlanta, 11/29/15  | 1 run, 35 run                     |
| @ Arizona, 12/10/15  | 9 run                             |
| vs. NY Giants, 12/27/15  | 2 run                             |
| @ Green Bay, 1/3/16  | 3 run                             |
| <b>Total.....107 (102 regular season- 97 rushing, 5 receiving)</b> |                                   |

PETERSON'S CAREER GAME-BY-GAME (\* Starts)

|   | RUSHING  |      |      |    |     | RECEIVING |      |      |    |  |
|---|----------|------|------|----|-----|-----------|------|------|----|--|
|   | Yards    | Avg. | Long | TD | No. | Yards     | Avg. | Long | TD |  |
| <b>2007</b> .....MINNESOTA .....Att.    |          |      |      |    |     |           |      |      |    |  |
| 9/9 .....Atlanta.....19                 | 103      | 5.4  | 15   | 0  | 1   | 60        | 60.0 | 60t  | 1  |  |
| 9/16 .....@ Detroit*.....20             | 66       | 3.3  | 11   | 0  | 4   | 52        | 13.0 | 24   | 0  |  |
| 9/23 .....@ Kansas City*.....25         | 102      | 4.1  | 16   | 1  | 3   | 48        | 16.0 | 35   | 0  |  |
| 9/30 .....Green Bay.....12              | 112      | 9.3  | 55   | 0  | 1   | 6         | 6.0  | 6    | 0  |  |
| 10/14 .....@ Chicago*.....20            | 224      | 11.2 | 73t  | 3  | 1   | 9         | 9.0  | 9    | 0  |  |
| 10/21 .....@ Dallas.....12              | 63       | 5.3  | 20t  | 1  | 1   | 12        | 12.0 | 12   | 0  |  |
| 10/28 .....Philadelphia*.....20         | 70       | 3.5  | 17   | 0  | 0   | 0         | 0.0  | 0    | 0  |  |
| 11/4 .....San Diego*.....30             | 296      | 9.9  | 64t  | 3  | 1   | 19        | 19.0 | 19   | 0  |  |
| 11/11 .....@ Green Bay*.....11          | 45       | 4.1  | 12   | 0  | 3   | 14        | 4.7  | 11   | 0  |  |
| 11/18 .....Oakland.....                 | INACTIVE |      |      |    |     |           |      |      |    |  |
| 11/25 .....@ NY Giants.....             | INACTIVE |      |      |    |     |           |      |      |    |  |
| 12/2 .....Detroit*.....15               | 116      | 7.7  | 28   | 2  | 1   | 10        | 10.0 | 10   | 0  |  |
| 12/9 .....@ San Francisco.....14        | 3        | 0.2  | 4    | 0  | 0   | 0         | 0.0  | 0    | 0  |  |
| 12/17 .....Chicago*.....20              | 78       | 3.9  | 28   | 2  | 1   | 17        | 17.0 | 17   | 0  |  |
| 12/23 .....Washington*.....9            | 27       | 3.0  | 18   | 0  | 2   | 21        | 10.5 | 14   | 0  |  |
| 12/30 .....@ Denver.....11              | 36       | 3.3  | 8    | 0  | 0   | 0         | 0.0  | 0    | 0  |  |
| <b>Totals</b> .....GP/GS: 14/9.....238  | 1,341    | 5.6  | 73t  | 12 | 19  | 268       | 14.1 | 60t  | 1  |  |
| <b>2008</b> .....MINNESOTA .....Att.    |          |      |      |    |     |           |      |      |    |  |
| 9/8 .....@ Green Bay*.....19            | 103      | 5.4  | 34   | 1  | 1   | 11        | 11.0 | 11   | 0  |  |
| 9/14 .....Indianapolis*.....23          | 160      | 5.5  | 29   | 0  | 4   | 20        | 5.0  | 13   | 0  |  |
| 9/21 .....Carolina*.....17              | 77       | 4.5  | 14   | 0  | 0   | 0         | 0.0  | 0    | 0  |  |
| 9/28 .....@ Tennessee*.....18           | 80       | 4.4  | 28t  | 2  | 4   | 21        | 5.3  | 8    | 0  |  |
| 10/6 .....@ New Orleans*.....21         | 32       | 1.5  | 7    | 0  | 1   | 9         | 9.0  | 9    | 0  |  |
| 10/12 .....Detroit*.....25              | 111      | 4.4  | 13   | 0  | 1   | -5        | -5.0 | -5   | 0  |  |
| 10/19 .....@ Chicago*.....22            | 121      | 5.5  | 54t  | 2  | 1   | 9         | 9.0  | 9    | 0  |  |
| 11/2 .....Houston*.....25               | 139      | 5.6  | 40   | 1  | 0   | 0         | 0.0  | 0    | 0  |  |
| 11/9 .....Green Bay*.....30             | 192      | 6.4  | 29t  | 1  | 3   | 33        | 11.0 | 16   | 0  |  |
| 11/16 .....@ Tampa Bay*.....19          | 85       | 4.5  | 22   | 0  | 1   | 3         | 3.0  | 3    | 0  |  |
| 11/23 .....@ Jacksonville.....17        | 80       | 4.7  | 21   | 1  | 0   | 0         | 0.0  | 0    | 0  |  |
| 11/30 .....Chicago*.....28              | 131      | 4.7  | 59   | 1  | 2   | -1        | -0.5 | 1    | 0  |  |
| 12/7 .....@ Detroit*.....22             | 105      | 4.8  | 25   | 0  | 1   | 15        | 15.0 | 15   | 0  |  |
| 12/14 .....@ Arizona*.....28            | 165      | 5.9  | 32   | 0  | 0   | 0         | 0.0  | 0    | 0  |  |
| 12/21 .....Atlanta*.....22              | 76       | 3.5  | 17   | 0  | 2   | 16        | 8.0  | 11   | 0  |  |
| 12/30 .....NY Giants*.....12            | 103      | 4.9  | 67t  | 1  | 0   | 0         | 0.0  | 0    | 0  |  |
| <b>Totals</b> .....GP/GS: 16/15.....363 | 1,760    | 4.8  | 67t  | 10 | 21  | 125       | 6.0  | 16   | 0  |  |
| <b>PLAYOFFS</b>                         |          |      |      |    |     |           |      |      |    |  |
| 1/4/09 .....Philadelphia.....20         | 83       | 4.2  | 40t  | 2  | 0   | 0         | 0.0  | 0    | 0  |  |
| <b>2009</b> .....MINNESOTA .....Att.    |          |      |      |    |     |           |      |      |    |  |
| 9/13 .....@ Cleveland*.....25           | 180      | 7.2  | 64t  | 3  | 1   | 18        | 18.0 | 18   | 0  |  |
| 9/20 .....@ Detroit*.....15             | 92       | 6.1  | 27t  | 1  | 4   | 24        | 6.0  | 11   | 0  |  |
| 9/27 .....San Francisco*.....19         | 85       | 4.5  | 35   | 0  | 2   | 14        | 7.0  | 9    | 0  |  |
| 10/5 .....Green Bay*.....25             | 55       | 2.2  | 12   | 1  | 1   | 0         | 0.0  | 0    | 0  |  |
| 10/11 .....@ St. Louis*.....14          | 63       | 4.5  | 15   | 2  | 2   | 6         | 3.0  | 9    | 0  |  |
| 10/18 .....Baltimore*.....22            | 143      | 6.5  | 58   | 0  | 4   | 23        | 5.8  | 10   | 0  |  |
| 10/25 .....@ Pittsburgh.....18          | 69       | 3.8  | 19   | 1  | 4   | 60        | 15.0 | 29   | 0  |  |
| 11/1 .....@ Green Bay*.....25           | 97       | 3.9  | 33   | 1  | 1   | 44        | 44.0 | 44   | 0  |  |
| 11/15 .....Detroit*.....18              | 133      | 7.4  | 43   | 2  | 2   | 10        | 5.0  | 11   | 0  |  |
| 11/22 .....Seattle*.....24              | 82       | 3.4  | 16   | 0  | 4   | 16        | 4.0  | 11   | 0  |  |
| 11/29 .....Chicago*.....25              | 85       | 3.4  | 15   | 1  | 2   | 18        | 9.0  | 14   | 0  |  |
| 12/6 .....@ Arizona*.....13             | 19       | 1.5  | 11   | 0  | 6   | 46        | 7.7  | 21   | 0  |  |
| 12/13 .....Cincinnati*.....26           | 97       | 3.7  | 15   | 2  | 3   | 40        | 13.3 | 28   | 0  |  |
| 12/20 .....@ Carolina*.....12           | 35       | 2.9  | 10   | 1  | 3   | 73        | 24.3 | 63   | 0  |  |
| 12/28 .....@ Chicago*.....24            | 94       | 3.9  | 10   | 2  | 3   | 43        | 14.3 | 16   | 0  |  |
| 1/3/10 .....NY Giants*.....9            | 54       | 6.0  | 23   | 1  | 1   | 1         | 1.0  | 1    | 0  |  |
| <b>Totals</b> .....GP/GS: 16/15.....314 | 1,383    | 4.4  | 64t  | 18 | 43  | 436       | 10.1 | 63   | 0  |  |
| <b>PLAYOFFS</b>                         |          |      |      |    |     |           |      |      |    |  |
| 1/17/10 .....Dallas*.....26             | 63       | 2.4  | 11   | 0  | 1   | 19        | 19.0 | 19   | 0  |  |
| 1/24/10 ...@ New Orleans*.....25        | 122      | 4.9  | 27   | 3  | 2   | 14        | 7.0  | 11   | 0  |  |
| <b>Totals</b> .....GP/GS: 2/2.....51    | 185      | 3.6  | 27   | 3  | 3   | 33        | 11.0 | 19   | 0  |  |

|   | RUSHING      |            |            |           |           | RECEIVING  |             |           |          |  |
|---|--------------|------------|------------|-----------|-----------|------------|-------------|-----------|----------|--|
|   | Yards        | Avg.       | Long       | TD        | No.       | Yards      | Avg.        | Long      | TD       |  |
| <b>2010.....MINNESOTA.....Att.</b>      |              |            |            |           |           |            |             |           |          |  |
| 9/9.....@ New Orleans*.....19           | 87           | 4.6        | 14         | 0         | 3         | 14         | 4.7         | 11        | 0        |  |
| <b>9/19.....Miami*.....28</b>           | <b>145</b>   | <b>5.2</b> | <b>23</b>  | <b>1</b>  | <b>5</b>  | <b>41</b>  | <b>8.2</b>  | <b>16</b> | <b>0</b> |  |
| <b>9/26.....Detroit*.....23</b>         | <b>160</b>   | <b>7.0</b> | <b>80t</b> | <b>2</b>  | <b>5</b>  | <b>30</b>  | <b>6.0</b>  | <b>17</b> | <b>0</b> |  |
| 10/11.....@ NY Jets*.....18             | 88           | 4.9        | 30         | 0         | 1         | 20         | 20.0        | 20        | 0        |  |
| 10/17.....Dallas*.....24                | 73           | 3.0        | 15         | 1         | 1         | -2         | -2.0        | -2        | 0        |  |
| <b>10/24.....@ Green Bay*.....28</b>    | <b>131</b>   | <b>4.7</b> | <b>17</b>  | <b>1</b>  | <b>2</b>  | <b>41</b>  | <b>20.5</b> | <b>26</b> | <b>0</b> |  |
| 10/31.....@ New England*.....25         | 92           | 3.7        | 9          | 1         | 5         | 50         | 10.0        | 25        | 0        |  |
| 11/7.....Arizona*.....15                | 81           | 5.4        | 30         | 1         | 4         | 63         | 15.8        | 33        | 1        |  |
| 11/14.....@ Chicago*.....17             | 51           | 3.0        | 20         | 0         | 4         | 24         | 6.0         | 8         | 0        |  |
| 11/21.....Green Bay*.....14             | 72           | 5.1        | 25         | 0         | 1         | 16         | 16.0        | 16        | 0        |  |
| 11/28.....@ Washington*.....6           | 36           | 6.0        | 14         | 0         | 1         | 34         | 34.0        | 34        | 0        |  |
| <b>12/5.....Buffalo*.....16</b>         | <b>107</b>   | <b>6.7</b> | <b>43t</b> | <b>3</b>  | <b>1</b>  | <b>1</b>   | <b>1.0</b>  | <b>1</b>  | <b>0</b> |  |
| 12/13.....NY Giants*.....14             | 26           | 1.9        | 7          | 0         | 0         | 0          | 0.0         | 0         | 0        |  |
| 12/20.....Chicago.....INACTIVE          |              |            |            |           |           |            |             |           |          |  |
| <b>12/28.....@ Philadelphia*.....22</b> | <b>118</b>   | <b>5.4</b> | <b>27</b>  | <b>1</b>  | <b>1</b>  | <b>11</b>  | <b>11.0</b> | <b>11</b> | <b>0</b> |  |
| 1/2/11.....@ Detroit*.....14            | 31           | 2.2        | 10         | 0         | 2         | -2         | -1.0        | 6         | 0        |  |
| <b>Totals.....GP/GS: 15/15.....283</b>  | <b>1,298</b> | <b>4.6</b> | <b>80t</b> | <b>12</b> | <b>36</b> | <b>341</b> | <b>9.5</b>  | <b>34</b> | <b>1</b> |  |
| <b>2011.....MINNESOTA.....Att.</b>      |              |            |            |           |           |            |             |           |          |  |
| 9/11.....@ San Diego*.....16            | 98           | 6.1        | 46         | 0         | 2         | 6          | 3.0         | 4         | 0        |  |
| <b>9/18.....Tampa Bay*.....25</b>       | <b>120</b>   | <b>4.8</b> | <b>19</b>  | <b>2</b>  | <b>2</b>  | <b>21</b>  | <b>10.5</b> | <b>10</b> | <b>0</b> |  |
| 9/25.....Detroit*.....17                | 78           | 5.0        | 43         | 1         | 4         | 19         | 4.8         | 7         | 0        |  |
| 10/2.....@ Kansas City*.....23          | 80           | 3.5        | 14         | 0         | 1         | 3          | 3.0         | 3         | 0        |  |
| <b>10/9.....Arizona*.....29</b>         | <b>122</b>   | <b>4.2</b> | <b>24</b>  | <b>3</b>  | <b>0</b>  | <b>0</b>   | <b>0.0</b>  | <b>0</b>  | <b>0</b> |  |
| 10/16.....@ Chicago*.....12             | 39           | 3.3        | 8          | 1         | 1         | 0          | 0.0         | 0         | 0        |  |
| <b>10/23.....Green Bay*.....24</b>      | <b>175</b>   | <b>7.3</b> | <b>54</b>  | <b>1</b>  | <b>1</b>  | <b>0</b>   | <b>0.0</b>  | <b>0</b>  | <b>0</b> |  |
| 10/30.....@ Carolina*.....20            | 83           | 4.1        | 15         | 1         | 5         | 76         | 15.2        | 22        | 1        |  |
| 11/14.....Green Bay*.....14             | 51           | 3.6        | 13         | 1         | 0         | 0          | 0.0         | 0         | 0        |  |
| 11/20.....Oakland*.....6                | 26           | 4.3        | 12t        | 1         | 0         | 0          | 0.0         | 0         | 0        |  |
| 11/27.....@ Atlanta.....INACTIVE        |              |            |            |           |           |            |             |           |          |  |
| 12/4.....Denver.....INACTIVE            |              |            |            |           |           |            |             |           |          |  |
| 12/11.....@ Detroit.....INACTIVE        |              |            |            |           |           |            |             |           |          |  |
| 12/18.....New Orleans*.....10           | 60           | 6.0        | 39         | 0         | 0         | 0.0        | 0           | 0         | 0        |  |
| 12/24.....@ Washington*.....12          | 38           | 3.2        | 12         | 1         | 2         | 14         | 7.0         | 9         | 0        |  |
| 1/1/12.....Chicago.....INJURED RESERVE  |              |            |            |           |           |            |             |           |          |  |
| <b>Totals.....GP/GS: 12/12.....208</b>  | <b>970</b>   | <b>4.7</b> | <b>54</b>  | <b>12</b> | <b>18</b> | <b>139</b> | <b>7.7</b>  | <b>22</b> | <b>1</b> |  |
| <b>2012.....MINNESOTA.....Att.</b>      |              |            |            |           |           |            |             |           |          |  |
| 9/9.....Jacksonville*.....17            | 84           | 4.9        | 20         | 2         | 1         | 3          | 3.0         | 3         | 0        |  |
| 9/16.....@ Indianapolis*.....16         | 60           | 3.8        | 6          | 0         | 3         | 20         | 6.7         | 20        | 0        |  |
| 9/23.....San Francisco*.....25          | 86           | 3.4        | 20         | 0         | 2         | 21         | 10.5        | 12        | 0        |  |
| <b>9/30.....@ Detroit*.....21</b>       | <b>102</b>   | <b>4.9</b> | <b>18</b>  | <b>0</b>  | <b>4</b>  | <b>20</b>  | <b>5.0</b>  | <b>9</b>  | <b>0</b> |  |
| 10/7.....Tennessee*.....17              | 88           | 5.2        | 34         | 0         | 3         | 15         | 5.0         | 10        | 0        |  |
| 10/14.....@ Washington*.....17          | 79           | 4.6        | 32         | 0         | 7         | 50         | 7.1         | 18        | 0        |  |
| <b>10/21.....Arizona*.....23</b>        | <b>153</b>   | <b>6.7</b> | <b>27</b>  | <b>1</b>  | <b>2</b>  | <b>6</b>   | <b>3.0</b>  | <b>4</b>  | <b>0</b> |  |
| <b>10/25.....Tampa Bay*.....14</b>      | <b>123</b>   | <b>8.2</b> | <b>64t</b> | <b>1</b>  | <b>1</b>  | <b>4</b>   | <b>4.0</b>  | <b>4</b>  | <b>0</b> |  |
| 11/4.....@ Seattle*.....17              | 182          | 10.7       | 74         | 2         | 3         | 11         | 3.7         | 5         | 0        |  |
| <b>11/11.....Detroit*.....27</b>        | <b>171</b>   | <b>6.3</b> | <b>61t</b> | <b>1</b>  | <b>3</b>  | <b>5</b>   | <b>1.7</b>  | <b>6</b>  | <b>0</b> |  |
| 11/25.....@ Chicago*.....18             | 108          | 6.0        | 23         | 0         | 6         | 30         | 5.0         | 9         | 0        |  |
| 12/2.....@ Green Bay*.....21            | 210          | 10.0       | 82t        | 1         | 1         | 10         | 10.0        | 10        | 0        |  |
| 12/9.....Chicago*.....31                | 154          | 5.0        | 51         | 2         | 2         | 16         | 8.0         | 14        | 0        |  |
| <b>12/16.....@ St. Louis*.....24</b>    | <b>212</b>   | <b>8.8</b> | <b>82t</b> | <b>1</b>  | <b>0</b>  | <b>0</b>   | <b>0.0</b>  | <b>0</b>  | <b>0</b> |  |
| 12/23.....@ Houston*.....25             | 86           | 3.4        | 21         | 0         | 1         | 4          | 4.0         | 4         | 0        |  |
| <b>12/30.....Green Bay*.....34</b>      | <b>199</b>   | <b>5.9</b> | <b>28</b>  | <b>1</b>  | <b>1</b>  | <b>2</b>   | <b>2.0</b>  | <b>2t</b> | <b>1</b> |  |
| <b>Totals.....GP/GS: 16/16.....348</b>  | <b>2,097</b> | <b>6.0</b> | <b>82t</b> | <b>12</b> | <b>40</b> | <b>217</b> | <b>5.4</b>  | <b>20</b> | <b>1</b> |  |
| <b>PLAYOFFS</b>                         |              |            |            |           |           |            |             |           |          |  |
| 1/5/13.....@ Green Bay*.....22          | 99           | 4.5        | 18         | 0         | 1         | 8          | 8.0         | 8         | 0        |  |

| 2013.....MINNESOTA.....Att.            | RUSHING      |            |            |           |           | RECEIVING  |             |           |          |  |
|--|--------------|------------|------------|-----------|-----------|------------|-------------|-----------|----------|--|
|  | Yards        | Avg.       | Long       | TD        | No.       | Yards      | Avg.        | Long      | TD       |  |
| 9/8.....@ Detroit*.....18              | 93           | 5.2        | 78t        | 2         | 4         | 18         | 4.5         | 9         | 1        |  |
| <b>9/15.....@ Chicago*.....26</b>      | <b>100</b>   | <b>3.8</b> | <b>36</b>  | <b>0</b>  | <b>1</b>  | <b>7</b>   | <b>7.0</b>  | <b>7</b>  | <b>0</b> |  |
| 9/22.....Cleveland*.....25             | 88           | 3.5        | 9          | 1         | 6         | 27         | 4.5         | 7         | 0        |  |
| <b>9/29.....Pittsburgh*.....23</b>     | <b>140</b>   | <b>6.1</b> | <b>60t</b> | <b>2</b>  | <b>0</b>  | <b>0</b>   | <b>0.0</b>  | <b>0</b>  | <b>0</b> |  |
| 10/13.....Carolina*.....10             | 62           | 6.2        | 31         | 0         | 3         | 21         | 7.0         | 11        | 0        |  |
| 10/21.....@ NY Giants*.....13          | 28           | 2.2        | 8          | 0         | 2         | 28         | 14.0        | 22        | 0        |  |
| 10/27.....Green Bay*.....13            | 60           | 4.6        | 17         | 1         | 3         | 23         | 7.7         | 13        | 0        |  |
| <b>11/3.....@ Dallas*.....25</b>       | <b>140</b>   | <b>5.6</b> | <b>52</b>  | <b>1</b>  | <b>3</b>  | <b>37</b>  | <b>12.3</b> | <b>19</b> | <b>0</b> |  |
| 11/7.....Washington*.....20            | 75           | 3.8        | 18         | 2         | 2         | 2          | 1.0         | 5         | 0        |  |
| 11/17.....@ Seattle*.....21            | 65           | 3.1        | 13         | 0         | 0         | 0          | 0.0         | 0         | 0        |  |
| <b>11/24.....@ Green Bay*.....32</b>   | <b>146</b>   | <b>4.6</b> | <b>22</b>  | <b>1</b>  | <b>1</b>  | <b>2</b>   | <b>2.0</b>  | <b>2</b>  | <b>0</b> |  |
| <b>12/1.....Chicago*.....35</b>        | <b>211</b>   | <b>6.0</b> | <b>23</b>  | <b>0</b>  | <b>2</b>  | <b>0</b>   | <b>0.0</b>  | <b>2</b>  | <b>0</b> |  |
| 12/8.....@ Baltimore*.....7            | 13           | 1.9        | 4          | 0         | 1         | 4          | 4.0         | 4         | 0        |  |
| 12/15.....Philadelphia.....            | INACTIVE     |            |            |           |           |            |             |           |          |  |
| 12/22.....@ Cincinnati*.....11         | 45           | 4.1        | 11         | 0         | 1         | 2          | 2.0         | 2         | 0        |  |
| 12/29.....Detroit.....                 | INACTIVE     |            |            |           |           |            |             |           |          |  |
| <b>Totals.....GP/GS: 14/14.....279</b> | <b>1,266</b> | <b>4.5</b> | <b>78t</b> | <b>10</b> | <b>29</b> | <b>171</b> | <b>5.9</b>  | <b>22</b> | <b>1</b> |  |

| 2014.....MINNESOTA.....Att.         | Yards                           | Avg.       | Long      | TD       | No.      | Yards     | Avg.       | Long     | TD       |
|-------------------------------------|---------------------------------|------------|-----------|----------|----------|-----------|------------|----------|----------|
| 9/7.....@ St. Louis*.....21         | 75                              | 3.6        | 17        | 0        | 2        | 18        | 9.0        | 9        | 0        |
| 9/14.....New England.....           | INACTIVE                        |            |           |          |          |           |            |          |          |
| 9/21-12/7.....                      | EXEMPT/COMMISSIONERS PERMISSION |            |           |          |          |           |            |          |          |
| 12/14-12/28.....                    | SUSPENDED                       |            |           |          |          |           |            |          |          |
| <b>Totals.....GP/GS: 1/1.....21</b> | <b>75</b>                       | <b>3.6</b> | <b>17</b> | <b>0</b> | <b>2</b> | <b>18</b> | <b>9.0</b> | <b>9</b> | <b>0</b> |

| 2015.....MINNESOTA.....Att.            | RUSHING      |            |            |           |           | RECEIVING  |             |           |          |  |
|--|--------------|------------|------------|-----------|-----------|------------|-------------|-----------|----------|--|
|  | Yards        | Avg.       | Long       | TD        | No.       | Yards      | Avg.        | Long      | TD       |  |
| 9/14.....@ San Francisco*.....10       | 31           | 3.1        | 9          | 0         | 3         | 21         | 7.0         | 17        | 0        |  |
| <b>9/20.....Detroit*.....29</b>        | <b>134</b>   | <b>4.6</b> | <b>25</b>  | <b>0</b>  | <b>2</b>  | <b>58</b>  | <b>29.0</b> | <b>49</b> | <b>0</b> |  |
| <b>9/27.....San Diego*.....20</b>      | <b>126</b>   | <b>6.3</b> | <b>43t</b> | <b>2</b>  | <b>0</b>  | <b>0</b>   | <b>0.0</b>  | <b>0</b>  | <b>0</b> |  |
| 10/4.....at Denver*.....16             | 81           | 5.1        | 48t        | 1         | 4         | 13         | 3.3         | 9         | 0        |  |
| 10/18.....Kansas City*.....26          | 60           | 2.3        | 23         | 0         | 1         | -3         | -3.0        | -3        | 0        |  |
| 10/25.....@ Detroit*.....19            | 98           | 5.2        | 75         | 0         | 3         | 12         | 4.0         | 11        | 0        |  |
| <b>11/1.....@ Chicago*.....20</b>      | <b>103</b>   | <b>5.2</b> | <b>12</b>  | <b>0</b>  | <b>2</b>  | <b>6</b>   | <b>3.0</b>  | <b>5</b>  | <b>0</b> |  |
| <b>11/8.....St. Louis*.....29</b>      | <b>125</b>   | <b>4.3</b> | <b>15</b>  | <b>1</b>  | <b>2</b>  | <b>18</b>  | <b>9.0</b>  | <b>9</b>  | <b>0</b> |  |
| <b>11/15.....@ Oakland*.....26</b>     | <b>203</b>   | <b>7.8</b> | <b>80t</b> | <b>1</b>  | <b>2</b>  | <b>13</b>  | <b>6.5</b>  | <b>16</b> | <b>0</b> |  |
| 11/22.....Green Bay*.....13            | 45           | 3.5        | 11         | 1         | 2         | 16         | 8.0         | 10        | 0        |  |
| <b>11/29.....@ Atlanta*.....29</b>     | <b>158</b>   | <b>5.4</b> | <b>35t</b> | <b>1</b>  | <b>2</b>  | <b>29</b>  | <b>14.5</b> | <b>18</b> | <b>0</b> |  |
| 12/6.....Seattle*.....8                | 18           | 2.3        | 5          | 0         | 4         | 6          | 1.5         | 3         | 0        |  |
| 12/10.....@ Arizona*.....23            | 69           | 3.0        | 21         | 1         | 1         | 17         | 17.0        | 17        | 0        |  |
| 12/20.....Chicago*.....18              | 63           | 3.5        | 10         | 0         | 0         | 0          | 0.0         | 0         | 0        |  |
| <b>12/27.....NY Giants*.....22</b>     | <b>104</b>   | <b>4.7</b> | <b>39</b>  | <b>1</b>  | <b>1</b>  | <b>15</b>  | <b>15.0</b> | <b>15</b> | <b>0</b> |  |
| 1/3/16.....@ Green Bay*.....19         | 67           | 3.5        | 10         | 1         | 1         | 1          | 1.0         | 1         | 0        |  |
| <b>Totals.....GP/GS: 16/16.....327</b> | <b>1,485</b> | <b>4.5</b> | <b>80t</b> | <b>11</b> | <b>30</b> | <b>222</b> | <b>7.4</b>  | <b>49</b> | <b>0</b> |  |
| <b>PLAYOFFS</b>                        |              |            |            |           |           |            |             |           |          |  |
| 1/10/16.....Seattle*.....23            | 45           | 2.0        | 13         | 0         | 2         | 13         | 6.5         | 8         | 0        |  |

| 2016.....MINNESOTA.....Att.         | RUSHING   |            |          |          | RECEIVING |          |            |          |          |
|-------------------------------------|-----------|------------|----------|----------|-----------|----------|------------|----------|----------|
|                                     | Yards     | Avg.       | Long     | TD       | No.       | Yards    | Avg.       | Long     | TD       |
| 9/11.....@ Tennessee*.....19        | 31        | 1.6        | 9        | 0        | 0         | 0        | 0.0        | 0        | 0        |
| 9/18.....vs. Green Bay*.....12      | 19        | 1.6        | 5        | 0        | 2         | 7        | 3.5        | 7        | 0        |
| 9/25.....@ Carolina.....            |           |            |          |          |           |          |            |          |          |
| 10/3.....vs. NY Giants.....         |           |            |          |          |           |          |            |          |          |
| 10/9.....vs. Houston.....           |           |            |          |          |           |          |            |          |          |
| 10/23.....@ Philadelphia.....       |           |            |          |          |           |          |            |          |          |
| 10/31.....@ Chicago.....            |           |            |          |          |           |          |            |          |          |
| 11/6.....vs. Detroit.....           |           |            |          |          |           |          |            |          |          |
| 11/13.....@ Washington.....         |           |            |          |          |           |          |            |          |          |
| 11/20.....vs. Arizona.....          |           |            |          |          |           |          |            |          |          |
| 11/24.....@ Detroit.....            |           |            |          |          |           |          |            |          |          |
| 12/1.....vs. Dallas.....            |           |            |          |          |           |          |            |          |          |
| 12/11.....@ Jacksonville.....       |           |            |          |          |           |          |            |          |          |
| 12/18.....vs. Indianapolis.....     |           |            |          |          |           |          |            |          |          |
| 12/24.....@ Green Bay.....          |           |            |          |          |           |          |            |          |          |
| 1/1/17.....vs. Chicago.....         |           |            |          |          |           |          |            |          |          |
| <b>Totals.....GP/GS: 1/1.....31</b> | <b>50</b> | <b>1.6</b> | <b>9</b> | <b>0</b> | <b>2</b>  | <b>7</b> | <b>3.5</b> | <b>7</b> | <b>0</b> |

### PETERSON POWERS ON

Adrian Peterson continues to move up the NFL's all-time rushing yardage list and passing players he admired and watched as a youngster. Peterson currently ranks 16th all-time.

#### NFL ALL-TIME LEADING RUSHERS (\*-active in 2016)

#### RB, SEASONS.....YARDS

|  |               |
|--|---------------|
| 1) Emmitt Smith, 1990-2004 (15).....           | 18,355        |
| 2) Walter Payton, 1975-87 (13).....            | 16,726        |
| 3) Barry Sanders, 1989-98 (10).....            | 15,269        |
| 4) Curtis Martin, 1995-2005 (11).....          | 14,101        |
| 5) LaDainian Tomlinson, 2001-11 (11).....      | 13,684        |
| 6) Jerome Bettis, 1993-2005 (13).....          | 13,662        |
| 7) Eric Dickerson, 1983-93 (11).....           | 13,259        |
| 8) Tony Dorsett, 1977-88 (12).....             | 12,739        |
| 9) Jim Brown, 1957-65 (9).....                 | 12,312        |
| 10) Marshall Faulk, 1994-2005 (12).....        | 12,279        |
| 11) Edgerrin James, 1999-2009 (11).....        | 12,246        |
| 12) Marcus Allen, 1982-97 (16).....            | 12,243        |
| 13) Frank Gore, 2005-2016* (12).....           | 12,143        |
| 14) Franco Harris, 1972-84 (13).....           | 12,120        |
| 15) Thurman Thomas, 1988-2000 (13).....        | 12,074        |
| <b>16) Adrian Peterson, 2007-16* (10).....</b> | <b>11,725</b> |
| 17) Fred Taylor, 1998-2010 (13).....           | 11,695        |
| 18) Steven Jackson, 2004-15 (12).....          | 11,438        |
| 19) John Riggins, 1971-85 (14).....            | 11,352        |
| 20) Corey Dillon, 1997-2006 (10).....          | 11,241        |

### PLOWING UP THE RECORD BOOK

Adrian Peterson's 102 career TDs ranks 20th in NFL history and he is closing in on the Vikings franchise TD record of 110 held by Pro Football Hall of Famer Cris Carter.

#### NFL CAREER TDs

#### Player, Years.....TDs (rush/rec/return)

|                                 |                     |
|---------------------------------|---------------------|
| 1) Jerry Rice.....              | 208 (110/197/1)     |
| 2) Emmitt Smith.....            | 175 (164/11/0)      |
| 3) LaDainian Tomlinson.....     | 162 (145/17/0)      |
| 4) Randy Moss.....              | 157 (0/156/1)       |
| 5) Terrell Owens.....           | 156 (3/153/0)       |
| 6) Marcus Allen.....            | 145 (123/21/0)      |
| 7) Marshall Faulk.....          | 136 (100/36/0)      |
| 8) Cris Carter.....             | 131 (0/131/0)       |
| 9) Marvin Harrison.....         | 128 (0/128/0)       |
| 10) Jim Brown.....              | 126 (106/20/0)      |
| 11) Walter Payton.....          | 125 (110/15/0)      |
| 12) John Riggins.....           | 116 (104/12/0)      |
| 13) Lenny Moore.....            | 113 (63/48/2)       |
| 14) Shaun Alexander.....        | 112 (100/12/0)      |
| 15) Tony Gonzalez.....          | 111 (0/111/0)       |
| 16) Barry Sanders.....          | 109 (99/10/0)       |
| 17t) Tim Brown.....             | 105 (1/100/4)       |
| 17t) Don Hutson.....            | 105 (3/99/3)        |
| 19) Antonio Gates.....          | 104 (0/104/0)       |
| <b>20) Adrian Peterson.....</b> | <b>102 (97/5/0)</b> |



The annual Vikings Children's Fund golf outing at The Meadows at Mystic Lake in June 2016 featured a star-studded lineup. Adrian Peterson was surrounded by fellow Vikings legends (L-R) John Randle, Keith Millard, Scott Studwell, Greg Coleman, Henry Thomas, Doug Sutherland and Chris Doleman.



## JABARI PRICE #25

**POSITION:** CORNERBACK  
**HEIGHT/WEIGHT:** 5-11/200  
**DOB:** 8-31-92  
**HOMETOWN:** POMPANO BEACH, FL

**COLLEGE:** NORTH CAROLINA  
**ACQUIRED:** D7c (#225) '14  
**NFL SEASON:** 3  
**VIKINGS SEASON:** 3

**2016 GP/GS**  
IR

**Career GP/GS**  
14/0

**Playoffs GP/GS**  
0/0

• Did not see game action in 2015, placed on injured reserve on 10/27/15.

• High school teammate with Arizona Cardinals standout Patrick Peterson at Ely High in Pompano Beach, FL.

**OFF THE FIELD** Took part in "The Walk of Hearts" in June 2016, a 1,000+ mile walk from Pompano Beach, FL to Washington, DC to help end childhood obesity...Majored in exercise and sport science, earning his degree in December 2013...High school teammates with Arizona Cardinals standout Patrick Peterson... Attended same high school as former Golden Gophers and Vikings DB Tyrone Carter.

**PRO** Placed on Injured Reserve on 9/3/16 after suffering an injury in the final preseason game vs. Los Angeles (8/28/16)... Placed on Vikings injured reserve on 10/27/15, ending his season...The final pick of the Vikings 2014 Draft class...Was 1 of 3 DBs drafted by the Vikings in 2014 as the club used 7 of its 10 draft picks on the defensive side of the ball...The 1st North Carolina CB drafted since 2004...Selected with 225th overall selection, a pick obtained in trade of draft picks with Carolina.

**2016** Placed on Injured Reserve on 9/3/16.

**2015** Did not see game action during his 2nd NFL season... Spent opening 2 weeks on suspended list and the next 4 weeks inactive for game day...Suffered injury and went on injured reserve on 10/27, ending his season.

**2014** Saw action in 14 games during his rookie season... Played in season opener at St. Louis (9/7) on defense and special teams and had season-high 4 tackles...Notched 2 tackles at New Orleans (9/21)...Had career-best 2 ST stops at Buffalo (10/19)...Had a special teams stop at Detroit (12/14).

**COLLEGE** Started final 24 games of his career at LCB for the Heels...Named Honorable Mention All-ACC as a senior...Started all 13 games at LCB as a senior...Ranked 4th on team in 2013 with 80 tackles...Notched career-high 10 tackles against Miami as a senior...Started all 11 games at LCB as a junior and ranked 3rd on team with 76 tackles...Had lone career sack and 8 tackles in win over East Carolina as a junior, earning ACC Defensive Back of the Week for the game...Played in all 13 games as a true freshman and started the final 4 games at RCB.

**PREP** Honored as 2nd-Team All-State Class 5A and earned All-Broward County honors as a senior at Ely High in Pompano Beach...Helped squad advance to the Class 5A regionals where the team nearly upset national #1 team St. Thomas Aquinas... Standout at CB and S...Ran track, excelling in 400m and 4x100 relay...Helped team win 4x100 state championship as a senior.

### PRICE'S NFL TOTALS

| Year.....         | GP/GS       | Tackles         |          |          |            |          |          |            | Special  |            |          |
|-------------------|-------------|-----------------|----------|----------|------------|----------|----------|------------|----------|------------|----------|
|                   |             | Solo            | Asst.    | Total    | Sacks      | INTs     | PBU      | TFL        | QBH      | FF/FR      | Teams    |
| 2014 (Min).....   | 14/0        | 6               | 0        | 6        | 0.0        | 0        | 0        | 0.0        | 0        | 0/0        | 7        |
| 2015 (Min).....   | 0/0         | INJURED RESERVE |          |          |            |          |          |            |          |            |          |
| 2016 (Min).....   | 0/0         | INJURED RESERVE |          |          |            |          |          |            |          |            |          |
| <b>Total.....</b> | <b>14/0</b> | <b>6</b>        | <b>0</b> | <b>6</b> | <b>0.0</b> | <b>0</b> | <b>0</b> | <b>0.0</b> | <b>0</b> | <b>0/0</b> | <b>7</b> |

### SINGLE-GAME CAREER HIGHS

Tackles..... 4..... at St. Louis, 9/7/14  
 Solo Tackles..... 4..... at St. Louis, 9/7/14  
 Special Teams Tackles .....2..... at Buffalo, 10/19/14



## MyCOLE PRUITT #83

**POSITION:** TIGHT END  
**HEIGHT/WEIGHT:** 6-2/258  
**DOB:** 3-24-92  
**HOMETOWN:** ST. LOUIS, MO

**COLLEGE:** SOUTHERN ILLINOIS  
**ACQUIRED:** D5a (#143) '15  
**NFL SEASON:** 2  
**VIKINGS SEASON:** 2

### 2016 GP/GS

0/0

### Career GP/GS

16/3

### Playoffs GP/GS

1/1

• Started 3 times and played in every game during rookie season with Vikings in 2015.

• The 1st player from Southern Illinois the Vikings have drafted in franchise history.

**OFF THE FIELD** Earned degree in industrial technology in December 2014...Attended same high school, Kirkwood High, as NFL WR Jeremy Maclin...Was a 4-year honor roll student in high school...Shares the same college alma mater as Vikings General Manager Rick Spielman.

**PRO** Made 3 starts during rookie campaign with Vikings in 2015...The 1st player drafted by the Vikings from Southern Illinois...Highest-drafted SIU player since NY Giants selected Brandon Jacobs in the 4th round of the 2005 Draft...Selected by Vikings with their 1st pick in the 5th round (#143) in 2015.

**2016** inactive at Tennessee (9/11) and vs. Green Bay (9/18).

**2015** Played in every game, including Wild Card Playoff, as a rookie for Vikings as the club won the NFC North for the 1st time since 2009...Started 1st career game at Oakland (11/15)... Caught 1st career pass at Detroit (10/25), a 13-yarder from Teddy Bridgewater...Had season-high 2 catches in 3 games on the season: at Chicago (11/1), at Oakland (11/15) and at Arizona (12/10)...Notched season-high 36 receiving yards at Arizona (12/10), including a season-long 32-yarder.

**COLLEGE** Capped record-setting career at SIU as a 2-time consensus 1st-Team All-America choice and 3-time 1st-Team All-MVFC choice...Set SIU record for career receptions (221), single-season record for receptions (81) and ranks 2nd in school history in receiving yards (2,601) and receiving TDs (25)... Caught a pass in 43 of 44 career games...Set Missouri Valley Football Conference record for a TE in catches, receiving yards and TDs...Earned spot as the best TE in MVFC history as part

of the 30-year conference anniversary...As a senior, set SIU school record with 81 catches...Earned 1st-Team All-America by Associated Press, AFCA and Walter Camp...Led MVFC with 81 catches and had 13 TDs en route to 2nd-straight 1st-Team All-Conference honors...Named 1st-Team All-America by Associated Press and AFCA as a junior...Missed final 2 games of junior season with broken leg...Started all 11 games as a sophomore in 2012...Named Honorable Mention All-Conference in 2011 and earned spot on MVFC All-Newcomer Team...Redshirted in 2010.

**PREP** Standout DE and TE at Kirkwood High in St. Louis... Named All-Conference 3 times at DE and as a senior at TE... Helped team advance to state playoffs as a sophomore and junior...Played on basketball and volleyball teams...Helped basketball team to 2008-09 district title.

### PRUITT'S NFL TOTALS

| Year            | GP/GS       | RECEIVING |           |             |           |          |
|-----------------|-------------|-----------|-----------|-------------|-----------|----------|
|                 |             | No.       | Yds.      | Avg.        | Lg        | TD       |
| 2015 (Min)      | 16/3        | 10        | 89        | 8.9         | 32        | 0        |
| Playoffs        | 1/1         | 2         | 22        | 11.0        | 18        | 0        |
| 2016 (Min)      | 0/0         |           |           |             |           |          |
| <b>Totals</b>   | <b>16/3</b> | <b>10</b> | <b>89</b> | <b>8.9</b>  | <b>32</b> | <b>0</b> |
| <b>Playoffs</b> | <b>1/1</b>  | <b>2</b>  | <b>22</b> | <b>11.0</b> | <b>18</b> | <b>0</b> |

### SINGLE-GAME CAREER HIGHS

|                      |    |                               |
|----------------------|----|-------------------------------|
| Receptions           | 2  | 3x, last at Arizona, 12/10/15 |
| Receiving Yards      | 36 | at Arizona, 12/10/15          |
| Long Reception       | 32 | at Arizona, 12/10/15          |
| Special Teams Tackle | 1  | vs. NY Giants, 12/27/15       |



MyCole Pruitt and teammates joined to pack meals for Second Harvest Heartland in a program aimed at reducing hunger among senior citizens in the Twin Cities community.

**PRUITT'S CAREER GAME BY GAMES**

| 2015.....MINNESOTA.....            | No.       | Yards     | Avg.       | Long      | TD       | 2016.....MINNESOTA.....           | No. | Yards    | Avg. | Long | TD |
|------------------------------------|-----------|-----------|------------|-----------|----------|-----------------------------------|-----|----------|------|------|----|
| 9/14 ..... @ San Francisco.....    | 0         | 0         | 0.0        | 0         | 0        | 9/11 ..... @ Tennessee.....       |     | INACTIVE |      |      |    |
| 9/20 ..... Detroit.....            | 0         | 0         | 0.0        | 0         | 0        | 9/18 ..... vs. Green Bay.....     |     | INACTIVE |      |      |    |
| 9/27 ..... San Diego.....          | 0         | 0         | 0.0        | 0         | 0        | 9/25 ..... @ Carolina.....        |     |          |      |      |    |
| 10/4 ..... at Denver.....          | 0         | 0         | 0.0        | 0         | 0        | 10/3 ..... vs. NY Giants.....     |     |          |      |      |    |
| 10/18 ..... Kansas City.....       | 0         | 0         | 0.0        | 0         | 0        | 10/9 ..... vs. Houston.....       |     |          |      |      |    |
| 10/25 ..... @ Detroit.....         | 1         | 13        | 13.0       | 13        | 0        | 10/23 ..... @ Philadelphia.....   |     |          |      |      |    |
| 11/1 ..... @ Chicago.....          | 2         | 15        | 7.5        | 9         | 0        | 10/31 ..... @ Chicago.....        |     |          |      |      |    |
| 11/8 ..... St. Louis.....          | 1         | 6         | 6.0        | 6         | 0        | 11/6 ..... vs. Detroit.....       |     |          |      |      |    |
| 11/15 ..... @ Oakland*.....        | 2         | 7         | 3.5        | 4         | 0        | 11/13 ..... @ Washington.....     |     |          |      |      |    |
| 11/22 ..... Green Bay.....         | 1         | 8         | 8.0        | 8         | 0        | 11/20 ..... vs. Arizona.....      |     |          |      |      |    |
| 11/29 ..... @ Atlanta.....         | 0         | 0         | 0.0        | 0         | 0        | 11/24 ..... @ Detroit.....        |     |          |      |      |    |
| 12/6 ..... Seattle.....            | 1         | 4         | 4.0        | 4         | 0        | 12/1 ..... vs. Dallas.....        |     |          |      |      |    |
| 12/10 ..... @ Arizona.....         | 2         | 36        | 18.0       | 32        | 0        | 12/11 ..... @ Jacksonville.....   |     |          |      |      |    |
| 12/20 ..... Chicago*.....          | 0         | 0         | 0.0        | 0         | 0        | 12/18 ..... vs. Indianapolis..... |     |          |      |      |    |
| 12/27 ..... NY Giants*.....        | 0         | 0         | 0.0        | 0         | 0        | 12/24 ..... @ Green Bay.....      |     |          |      |      |    |
| 1/3/16 ... @ Green Bay*.....       | 0         | 0         | 0.0        | 0         | 0        | 1/1/17 ... vs. Chicago.....       |     |          |      |      |    |
| <b>Totals .. GP/GS: 16/3 .....</b> | <b>10</b> | <b>89</b> | <b>8.9</b> | <b>13</b> | <b>0</b> | <b>Totals .. GP/GS: 0/0 .....</b> |     |          |      |      |    |

**PLAYOFFS**

|                         |   |    |      |    |   |
|-------------------------|---|----|------|----|---|
| 1/10/16...Seattle*..... | 2 | 22 | 11.0 | 18 | 0 |
|-------------------------|---|----|------|----|---|



**XAVIER RHODES #29**

**POSITION:** CORNERBACK  
**HEIGHT/WEIGHT:** 6-1/218  
**DOB:** 6-19-90  
**HOMETOWN:** MIAMI, FL

**COLLEGE:** FLORIDA STATE  
**ACQUIRED:** D1b (#25) '13  
**NFL SEASON:** 4  
**VIKINGS SEASON:** 4

| 2016 GP/GS | Career GP/GS | Playoffs GP/GS |
|------------|--------------|----------------|
| 0/0        | 45/38        | 1/1            |

- The 4th of 5 DBs in Vikings history to be drafted in the 1st round and the 2nd of 3 CBs drafted in 1st round in team history.
- Set Vikings rookie record with 23 passes defended in 2013, the 2nd-most passes defended in a season in team history.

**OFF THE FIELD** Majored in social science at Florida State and is 16 credits shy of graduating...Joined teammates for the Adoption Family FunFest at Winter Park during 2013 season, supporting families who adopt...Hosts annual holiday shopping sprees for UofM Masonic Children's Hospital patients to spread some cheer...Would like to run his own business after football...Has a son, Justin.

**PRO** Finished 4th in the NFL, 2nd in the NFC, with 18 passes defended in 2014...Led team in PBUs during 2013-14 seasons...Started all 16 games as a 2nd-year player...1st NFL interception at Chicago (11/16/14) off Jay Cutler...Started 6 of the 13 games he played as a rookie, missing the final 3 games with ankle injury...Set Vikings rookie record with 23 passes defended in 2013...Part of the Vikings 3-member 1st-round draft class in 2013, only the 2nd time in team history the team has had 3 picks in the 1st round, the other coming in 1967...Selected #25 overall in 2013 by the Vikings...Declared for NFL Draft after his junior season at FSU...Was the 4th DB in team history selected in the 1st round and the 2nd CB among the 4, joining 2012 pick Harrison Smith in consecutive seasons at DB in 1st round.

**2016** Inactive at Tennessee (9/11) and vs. Green Bay (9/18).

**2015** Started every game in regular season and Wild Card playoff game for NFC North champions...Snared INT off Aaron Rodgers in end zone of game at Lambeau (1/3/16) in regular season finale that gave Vikings the Division title...Helped Vikings rank #5 in NFL in points allowed per game and rank #12 in NFL in passing defense...Part of Vikings defensive backfield that featured 4 players who were 1st-round draft picks- Harrison Smith, Tre Wayne, Terence Newman and

Rhodes...Notched season-high 7 tackles at San Francisco (9/14) in season opener and had season-high 3 passes defended at Arizona (12/10).

**2014** Started all 16 games in a breakout season for the 2nd year CB...Worked closely with Head Coach Mike Zimmer and DB coach Jerry Gray...Finished the season with a team-high 18 passes defended, ranked 4th in the NFL and 2nd in the NFC...A major part in the Vikings pass defense improving to 7th overall in the NFL after being ranked 31st in 2013...Recorded his 1st NFL interception off Jay Cutler at Chicago (11/16)...Tied career-high with 4 passes defended vs. Atlanta (9/28)...Posted 4 games with multiple passes defended.

**2013** Set Vikings rookie record with 23 passes defended, the 2nd most in team history...Started 6 games and saw action in 13, missing final 3 with ankle injury...Opened game at Green Bay (11/24), ended with season-high 9 tackles and 4 passes defended...Started consecutive games at Dallas (11/3) and vs. Washington (11/7)...Started NFL debut in season opener at Detroit (9/8) when team opened in nickel defense...Notched season-high 8 tackles, a TFL and PD vs. Green Bay (10/27).

**COLLEGE** Appeared in 43 games at Florida State, making 38 starts...Was part of teams that went 38-16 during his FSU career...Won the ACC Atlantic Division in 2010 and 2012...Won the ACC Championship in 2012...4-0 in bowl games at FSU with wins at the Gator Bowl, Chick-Fil-A Bowl, Champs Sports Bowl and the BCS Orange Bowl...Earned 1st-Team All-ACC honors following his junior season...ACC Defensive Rookie of the Year in 2010.

**PREP** Attended Norland High in Miami, playing RB and WR...Led Norland in both rushing and receiving as a senior, earned Miami Herald All-Dade honors as an all-purpose back...Earned All-Dade honors on the defensive side of the ball.



## RHODES' NFL TOTALS

| Year.....GP/GS          | Tackles    |           |            | Sacks      | INTs         | PBU       | TFL         | QBH      | FF/FR      | Special  |
|-------------------------|------------|-----------|------------|------------|--------------|-----------|-------------|----------|------------|----------|
|                         | Solo       | Asst.     | Total      |            |              |           |             |          |            | Teams    |
| 2013 (Min).....13/6     | 48         | 13        | 61         | 0.0        | 0            | 23        | 2.0         | 0        | 1/0        | 1        |
| 2014 (Min).....16/16    | 43         | 10        | 53         | 0.0        | 1 (0)        | 18        | 3.0         | 0        | 0/0        | 0        |
| 2015 (Min).....16/16    | 55         | 13        | 68         | 0.0        | 1 (0)        | 13        | 6.0         | 0        | 1/0        | 0        |
| Playoffs.....1/1        | 3          | 0         | 3          | 0.0        | 0            | 2         | 0.0         | 0        | 0/0        | 0        |
| 2016 (Min).....0/0      | 0          | 0         | 0          | 0.0        | 0            | 0         | 0.0         | 0        | 0/0        | 0        |
| <b>Totals.....45/38</b> | <b>146</b> | <b>36</b> | <b>182</b> | <b>0.0</b> | <b>2 (0)</b> | <b>54</b> | <b>11.0</b> | <b>0</b> | <b>2/0</b> | <b>1</b> |
| <b>Playoffs.....1/1</b> | <b>3</b>   | <b>0</b>  | <b>3</b>   | <b>0.0</b> | <b>0</b>     | <b>2</b>  | <b>0.0</b>  | <b>0</b> | <b>0/0</b> | <b>0</b> |

## SINGLE-GAME CAREER HIGHS

Tackles..... 9..... at Green Bay, 11/24/13  
 Solo Tackles.....7..... 3x, last vs. Chicago, 12/1/13  
 Interception.....1..... at Chicago, 11/16/14  
 ..... at Green Bay, 1/3/16  
 Passes Defensed..... 4..... 4x, last vs. Atlanta, 9/28/14  
 Tackle For Loss.....1..... 4x, last vs. Detroit, 12/14/14  
 Forced Fumble.....1..... at Baltimore, 12/8/13  
 ST Tackle.....1..... vs. Pittsburgh, 9/29/13

## RHODES' INTERCEPTIONS

GAME .....QB ..... INTs (Yds)  
 @ Chicago, 11/16/14 ..... Jay Cutler..... 1 (0)  
 @ Green Bay, 1/3/16..... Aaron Rodgers..... 1 (0)  
**Total..... 2 (0)**



Xavier Rhodes hosted a Strikes For Kids bowling event in the Twin Cities to raise money to aid education costs for under privileged college-bound high school seniors. Several Vikings teammates joined in on the cause and for a successful night of fundraising and enjoyment.

## U.S. BANK STADIUM SIGNATURE ITEMS

Vikings fans won't have to look far from the field in order to catch instant replays at U.S. Bank Stadium. The stadium boasts two of the best-positioned LED video boards in the NFL. Located in both the east and west end zones, the video boards have been strategically placed as low as possible to eye level to ensure fans can simply shift their eyes from the field to the boards without head movement.

It will be hard for Vikings fans to not notice the video boards as soon as they enter the stadium. The larger of the two boards – manufactured by Daktronics in Redwood Falls, Minn. – measures 120x68, or 8,160 square feet. Placed on the west side of the stadium just beyond the five large pivoting glass doors, the board is 13 times larger than the Metrodome video boards.



## VIDEO BOARD COMPARISON

NORTH & SOUTH  
 METRODOME  
 BOARDS  
 646 SQ FT



NEW STADIUM EAST BOARD 4,400 SQ FT



NEW STADIUM WEST BOARD 8,160 SQ FT



## TRE ROBERSON #36

**POSITION:** CORNERBACK  
**HEIGHT/WEIGHT:** 6-0/200  
**DOB:** 10-22-92  
**HOMETOWN:** INDIANAPOLIS, IN

**COLLEGE:** ILLINOIS STATE  
**ACQUIRED:** UDFA '16  
**NFL SEASON:** R  
**VIKINGS SEASON:** R

• Signed to the Vikings practice squad after being released during final cuts.

• Making the transition from college QB to CB.

**OFF THE FIELD** Majored in kinesiology/health and aspires to a career in athletic strength and conditioning....Grandfather, Larry Highbaugh, played DB and ran track at Indiana (1968-71), where he won the Big Ten 100, 220, long jump and sprint relay at the conference meet before going on to briefly play with the Dallas Cowboys before going on to a CFL Hall of Fame career with Edmonton.

**PRO** Signed as an UDFA following the 2016 NFL Draft... Joined the Vikings practice squad after being released during final cuts.

**2016** Joined the Vikings practice squad on 9/4 but was released on 9/6...Rejoined the Vikings practice squad on 9/13.

**COLLEGE** Played final 2 college seasons at Illinois State (FCS) after transferring from Indiana (2011-13)...Helped Illinois State climb to national prominence, guiding team to 2014 FCS National Championship game as a junior in his 1st season on campus, facing NDSU in the title game, throwing for 3 TDs and rushing for another in the 29-27 loss...Named 1st-Team All-Missouri Valley Conference as a senior in 2015, accounting for 29 total TDs (18 passing, 11 rushing)...Started 12 of 13 games at QB as a senior and led the FCS in yards per completion (18.7), finishing season with 2,225 passing yards and 777 rushing yards...Tabbed as MVC Newcomer of the Year in 2014 and earned 1st-Team All-Conference honors...Tallied 3,221 yards on 208-of-359 attempts (57.9%) with 30 TDs and 10 INTs and ran for 1,029 yards with 11 TDs...Had career-high 382 yards passing and 4 TDs in 2nd-round FCS playoff game vs. Northern Iowa... Started 4 times at QB for Indiana in 2013 and ranked 2nd in the Big Ten with a 158.9 pass efficiency mark..Earned Big Ten Player of the Week in 2013 vs. Purdue when he tossed 6 TDs to tie a school record, throwing for 273 yards and rushing for 151 to end day with 424 total yards...Granted medical redshirt in 2012 when he broke his leg in the 2nd game of the season...Became 1st true freshman QB in Hoosiers history to start, opening 5 of the 9 games he played, making 1st career start at Iowa and earned Big Ten Freshman of the Week.

**PREP** Named Indiana's Mr. Football as a senior at Lawrence Central High in Indianapolis and named Class 5A All-State while guiding team to 1st 5A state title game...All-State choice as a junior and lettered in basketball twice.





# EDMOND ROBINSON #51

**POSITION:** LINEBACKER  
**HEIGHT/WEIGHT:** 6-3/245  
**DOB:** 2-23-92  
**HOMETOWN:** WADMALAW ISLAND, S.C.

**COLLEGE:** NEWBERRY  
**ACQUIRED:** D7b (#232) '15  
**NFL SEASON:** 2  
**VIKINGS SEASON:** 2

**2016 GP/GS** 0/0      **Career GP/GS** 9/2      **Playoffs GP/GS** 1/0

- The 1st player from Division II Newberry drafted since 1974.
- Joined 5 other Vikings rookies in start at Arizona (12/10/15), matching a Vikings franchise record.

**OFF THE FIELD** Received bachelor's degree in business administration in December 2014...Volunteers at the Emanuel African Methodist Episcopal Church in Charleston...Plays the drums at church...Volunteers with Special Olympics.

**PRO** Lowest-drafted rookie to start a game for the Vikings in 2015...Joined 5 other rookies starting game at Arizona (12/10/15), to tie team record with 6 rookies opening a game...The 10th of 10 players drafted by the Vikings in 2015...Drafted in the 7th round (#232 overall) of the 2015 NFL Draft...The 1st NCAA Division II player taken in the 2015 NFL Draft.

**2016** Inactive at Tennessee (9/11) and vs. Green Bay (9/18).

**2015** Started 2 games during rookie campaign...Opened games at Arizona (12/10) and vs. Chicago (12/27), filling in for injured Anthony Barr at SLB...Played in final 4 games of regular sea-

son, amassing all his defensive snaps on the season in those game...Part of Vikings team-record-tying 6 rookies to start in a game at Arizona (12/10), 4 of those on defense (Clemmings, OT; Diggs, WR; Kendricks, LB; Waynes, CB; Harris, S; Robinson, LB)...Played in 1st career game vs. Kansas City (10/18) and had 2 special teams stops...Had season-high 4 tackles vs. NY Giants (12/27)...Played in 1st career playoff game vs. Seattle (1/10/16).

**COLLEGE** Newberry's leading tackler during the 2015 season with 68 tackles, 7.5 TFLs, 5 PBUs and 2 FRs during the 2014 campaign...A 1st team all-South Atlantic Conference selection and East-West Shrine Game participant following senior season...Earned 1st team All-SAC honors for 2 consecutive years and was also a Daktronics 1st team all-Super Region 2 honoree as a junior in 2013...Played in a total of 41 games.

**PREP** Attended St. John's HS in John's Island, SC...A 4-year starter on the varsity basketball team...Named All-Region VI in basketball...Received All-State honors on both the hardwood and the gridiron as a junior and a senior.

## ROBINSON'S NFL TOTALS

| Year.....GP/GS        | Tackles  |          |          |            |          |          |            |          | Special Teams |          |
|-----------------------|----------|----------|----------|------------|----------|----------|------------|----------|---------------|----------|
|                       | Solo     | Asst.    | Total    | Sacks      | INTs     | PBU      | TFL        | QBH      |               | FF/FR    |
| 2015 (Min).....9/2    | 5        | 4        | 9        | 0.0        | 0        | 1        | 0.0        | 0        | 0/0           | 8        |
| Playoffs.....1/0      | 0        | 0        | 0        | 0.0        | 0        | 0        | 0.0        | 0        | 0/0           | 0        |
| 2016 (Min).....0/0    | 0        | 0        | 0        | 0.0        | 0        | 0        | 0.0        | 0        | 0/0           | 0        |
| <b>Totals.....9/2</b> | <b>5</b> | <b>4</b> | <b>9</b> | <b>0.0</b> | <b>0</b> | <b>1</b> | <b>0.0</b> | <b>0</b> | <b>0/0</b>    | <b>8</b> |
| Playoffs.....1/0      | 0        | 0        | 0        | 0.0        | 0        | 0        | 0.0        | 0        | 0/0           | 0        |

## SINGLE-GAME CAREER HIGHS


Tackles..... 4..... vs. NY Giants, 12/27/15  
Solo Tackles.....3..... vs. NY Giants, 12/27/15  
Passes Defensed .....1..... vs. Chicago, 12/20/15  
ST Tackles .....2..... vs. Kansas City, 10/18/15; at Oakland, 11/15/15; vs. NY Giants, 12/27/15

## THE EVOLVING SYMBOL OF THE NFL

The NFL shield, one of the most recognizable symbols in the sports world, underwent a stylistic upgrade during the 2008 offseason. The new font and design changes pay homage to the history of the League and the logo while turning an eye forward on the future. As the NFL enters its 97th season in 2016 the new shield symbolizes the progress of the league over those decades and the excellence that has laid the foundation for the modern NFL.

Adjustments to the logo include 8 stars representing the 8 Divisions in the NFL and the design of the football reflects the design of the football atop the Vince Lombardi Trophy. The blue color is darker and bolder than past shields and the shape has been refined over past versions.





# BRIAN ROBISON #96

**POSITION:** DEFENSIVE END

**HEIGHT/WEIGHT:** 6-3/259

**DOB:** 4-27-83

**HOMETOWN:** SPLENDORA, TX

**COLLEGE:** TEXAS

**ACQUIRED:** D4 (#102) '07

**NFL SEASON:** 10

**VIKINGS SEASON:** 10

**2016 GP/GS**  
2/2

**Career GP/GS**  
144/88

**Playoffs GP/GS**  
5/3

• Works through his Reel 'Em In Foundation, which in 2016 partnered with K9s4Cops, an organization that provides K9s to law enforcement and education.

• Goes down in history as the last Viking to sack Brett Favre in game vs. Green Bay (9/30/07).

• Exceptional UT athlete was a full-time starter his final 3 seasons in football and was NCAA runner-up in the shot put.

**OFF THE FIELD** Majored in liberal arts at Texas...Father played on the Ranger (TX) Junior College team that won a national title...Wife, Jayme Miller, is an accomplished rodeo barrel racer...Couple has a daughter, Madelyn, and son, Parker...Competed in shot put during 2009 offseason, re-kindling his track and field skills as an unattached thrower...Avid fisherman, especially bass, spends his free time prowling the waters in Texas and Minnesota...Has fished in pro-am tournaments throughout 2014 and 2015 offseasons and competes in the Texas Team Trail Bass Championships...Works through his Reel 'Em In Foundation, which in 2016 partnered with K9s4Cops, an organization that provides K9s to law enforcement and education...2014 Korey Stringer Media Good Guy Award recipient.

**HONORS** 2014 Korey Stringer Good Guy Award winner...2013 USA Today All-Joe Team...2007 Pro Football Weekly All-Rookie Team.

**PRO** Ranks 5th in Vikings history by a DE with 142 career games played and can climb into 3rd in team history by playing majority of games in 2016...Has only missed 2 games entering his 10th NFL season...Set career high for a season with 9.0 sacks in 2013 after posting 2.0 vs. Philadelphia (12/15/13)... Scored 1st career TD on a 61-yard return of a Jay Cutler fumble forced by Jared Allen on a sack at Chicago (9/15/13)...His 8 passes defended in 2012 are tied for the 2nd-most by a Vikings defensive lineman behind Kevin Williams' 10 in 2004...Posted sacks on back-to-back plays at Dallas (11/3/13) on Tony Romo, marking the 1st time since Kevin Williams vs. San Francisco (9/28/03) had sacks on consecutive plays and 1 play shy of the team record held by Gary Larsen vs. Detroit (10/6/68)... Became only the 7th Vikings DE to appear in 100+ career games during 2013 season...Signed contract extension in-season in 2013...Notched 8.5 sacks in 2012...Had career-best 3.5 sack day vs. Arizona (10/21/12)...Helped Vikings amass 50 sacks in 2011 to tie for the NFL lead...Signed contract extension in 2011 offseason...Was the last Viking to sack Packers QB Brett Favre.

**2016** Had 2 tackles, TFL and 1 pass defended at Tennessee (9/11)...Corralled a momentum changing strip-sack recovered by DT Shamar Stephen in the win vs. Green Bay (9/18)...Totalled 2 tackles, 1 TFL, 1.0 sack and 1 FF in Week 2.

**2015** Opened every game, including playoffs, for NFC North champions...Completed 5th season as full-time starter at LDE...Notched 4.0 sacks in the final 5 regular season games as the team went on a 3-game win streak to end 11-5 with NFC North title...Sacked both Peyton and Eli Manning during the season...Had 2.0 sacks of Russell Wilson vs. Seattle (12/6)... His 4 passes defended were his most since 2012 with 8... Played in 5th career playoff game with 3rd start vs. Seattle (1/10/16) in Wild Card game...Notched season-best 6 tackles vs. Detroit (9/20).

**2014** Tallied 4.5 sacks, his 6th consecutive season with at least that many sacks...His 4.5 sacks came in a 8-week span... Split a sack of Matthew Stafford vs. Detroit (10/12), brought down Mike Glennon at Tampa Bay (10/26), leveled Robert Griffin III vs. Washington (11/2), chased down Aaron Rodgers vs. Green Bay (11/23) and met Geno Smith in the backfield vs. NY Jets (12/7)...Set a career-high with 45 QB pressures, 2nd on the team...Started all 16 games for the 3rd time in his career.

**2013** Started all 16 games for 2nd time in his career...Earned spot on USA Today's All-Joe Team, honoring the unsung players in the NFL...Led team with 40 QB hurries and notched career-high 9.0 sacks, ranking 2nd on team...Notched career-high 14 TFLs...Had sacks in 5 consecutive games from at Seattle (11/17) to vs. Philadelphia (12/15)...Had sacks on consecutive plays at Dallas (11/3), 1 play short of the Vikings team record of 3 straight plays with a sack...Had season-high 2.0 sacks in a pair of games- at Dallas (11/3) and vs. Philadelphia (12/15)... Posted a sack against Packers QB Scott Tolzien at Green Bay (11/24)...Notched 1st sack of season vs. Cleveland (9/22)... Posted the 3rd-longest FR by a Vikings DL at Chicago (9/15) with a 61-yard score, his 1st career TD.

**2012** Spent 2nd season as full-time starter at LDE...Started all 15 games he played in regular season and started Wild Card playoff game...Had 8.5 sacks and ranked 2nd on team behind Jared Allen...Posted career-high 8 passes defended, tied for the 2nd-most in team history by a defensive lineman in a season... Ranked tied for 2nd on team with 3 FFs...Set career-best with 3.5 sacks vs. Arizona (10/21)...Notched 3 passes defended vs. Tampa Bay (10/25)...Notched career-best 11 tackles vs. Arizona (10/21) and tied career-high with 6 QB hurries during game.

**2011** Took over as full-time starter at LDE in 2011, posting then career-best 8.0 sacks, ranking 2nd on team...Helped Vikings tie for NFL lead with 50 sacks as a team, the 3rd-most in Vikings history...Part of defensive line that produced 40.5 of the 50 team sacks...Started opposite Jared Allen as he set the Vikings single-season record with 22.0 sacks and led the NFL...Ranked 2nd on team with 40 QB hurries...Started season fast with 4.5 sacks in opening 5 games.

**2010** Helped Vikings defense rank #8 in the NFL, the 3rd straight season with a top-10 ranking in the League...Started a pair of games at LDE in place of Ray Edwards, vs. Buffalo (12/5) and vs. NY Giants (12/13)...Saw action in all 16 games... Notched 1st sack of season when he caught Shaun Hill vs. Detroit (9/26)...Recovered a pair of fumbles vs. Buffalo (12/5)... Replaced Edwards in the 2nd half of game at Washington (11/28) where he notched a sack of Donovan McNabb.

## LEGENDARY ENDS

Brian Robison's consistency and durability has moved him into elite company in Vikings history. Entering 2016, he ranks 5th in club history for career games played by a DE with 144 and is poised to move into 3rd if he competes in the majority of the games this season.

### VIKINGS CAREER GAMES PLAYED BY DE

| PLAYER               | GAMES      |
|----------------------|------------|
| Jim Marshall         | 270        |
| Carl Eller           | 209        |
| Chris Doleman        | 154        |
| Mark Mullaney        | 151        |
| <b>Brian Robison</b> | <b>144</b> |

**2009** Tied a then career-best with 4.5 sacks on the season... Posted sacks in 3 of the final 4 regular season games... Played in all 16 games and both playoff contests... Ranked 4th on team with 13 QB hurries... Had 1.5 of the Vikings 8.0 sacks against Green Bay (10/5), which was 1 sack shy of the Vikings team record in a game... Posted 3 tackles at Arizona (12/6).

**2008** Saw action in 15 games as Jared Allen's primary backup... Had a team-best 7 QB hurries in the Wild Card Playoffs vs. Philadelphia (1/4/09), also registering 2 solo tackles, and a tackle for a loss... Started Wild Card game in place of injured Ray Edwards, his lone start of the season... Notched his 2nd sack and 1st FF of the year when he knocked the ball free from Kurt Warner at Arizona (12/14).

**2007** Earned spot on *Pro Football Weekly's* All-Rookie Team and started 5 games... Opened the final 4 straight games at

RDE and started 1st career game at Detroit (9/16) at LDE... Ranked 3rd in the NFL for sacks among rookies with 4.5... Had 2.0 sacks in the regular season opener vs. Atlanta (9/9)... Sacked Favre (9/30) on the day he broke NFL TD passes record.

**COLLEGE** His 6 career blocked kicks set a UT record, and his 4 blocks in 2003 tied a single-season record... 2006 NCAA runner-up in shot put as a junior and won Big 12 shot put title in 2005 and 2006... Won Big 12 shot put and discus titles in 2006... Holds the school record in the shot put at 68-4.25 and ranks 3rd in UT history with a discus mark of 195-10... Helped Longhorns win 2005 national championship with Rose Bowl win over USC.

**PREP** All-State in football and track at Splendor (TX) High... Won Class 3A discus title as a junior and senior and shot title as a senior... Had best throws in all Texas classes as a senior at 215-2 in the discus and 66-2 in the shot... Had #40 jersey retired at Splendor High in 2004.

**ROBISON'S NFL TOTALS**

| Year.....           | GP/GS         | Tackles    |            |            |             | INTs     | PBU       | TFL         | QBH        | FF/FR       | Special Teams |
|---------------------|---------------|------------|------------|------------|-------------|----------|-----------|-------------|------------|-------------|---------------|
|                     |               | Solo       | Asst.      | Total      | Sacks       |          |           |             |            |             |               |
| 2007 (Min) .....    | 16/5          | 15         | 10         | 25         | 4.5         | 0        | 0         | 6.0         | 14         | 1/0         | 2             |
| 2008 (Min) .....    | 15/0          | 12         | 8          | 20         | 2.5         | 0        | 1         | 3.0         | 19         | 1/0         | 0             |
| Playoffs.....       | 1/1           | 2          | 0          | 2          | 0.0         | 0        | 0         | 1.0         | 7          | 0/0         | 0             |
| 2009 (Min) .....    | 16/0          | 10         | 2          | 12         | 4.5         | 0        | 0         | 2.0         | 13         | 1/0         | 1             |
| Playoffs.....       | 2/0           | 1          | 0          | 1          | 0.0         | 0        | 0         | 0.0         | 2          | 0/0         | 0             |
| 2010 (Min) .....    | 16/2          | 14         | 4          | 18         | 2.0         | 0        | 1         | 2.0         | 15         | 0/2         | 0             |
| 2011 (Min) .....    | 16/16         | 33         | 21         | 54         | 8.0         | 0        | 1         | 10.0        | 40         | 3/2         | 0             |
| 2012 (Min) .....    | 15/15         | 26         | 26         | 52         | 8.5         | 0        | 8         | 8.0         | 21         | 3/1         | 0             |
| Playoffs.....       | 1/1           | 0          | 0          | 0          | 0.0         | 0        | 0         | 0.0         | 0          | 0/0         | 0             |
| 2013 (Min) .....    | 16/16         | 32         | 11         | 43         | 9.0         | 0        | 3         | 14.0        | 40         | 0/1         | 0             |
| 2014 (Min) .....    | 16/16         | 18         | 10         | 28         | 4.5         | 0        | 3         | 7.0         | 45         | 0/0         | 0             |
| 2015 (Min) .....    | 16/16         | 24         | 10         | 34         | 5.0         | 0        | 4         | 11.0        | 36         | 1/2         | 0             |
| Playoffs.....       | 1/1           | 2          | 1          | 3          | 0.0         | 0        | 0         | 0.0         | 3          | 0/0         | 0             |
| 2016 (Min) .....    | 2/2           | 2          | 2          | 4          | 1.0         | 0        | 1         | 2.0         | 1          | 1/0         | 0             |
| <b>Totals .....</b> | <b>144/88</b> | <b>186</b> | <b>104</b> | <b>290</b> | <b>49.5</b> | <b>0</b> | <b>22</b> | <b>65.0</b> | <b>244</b> | <b>11/8</b> | <b>3</b>      |
| Playoffs.....       | 5/3           | 5          | 1          | 6          | 0.0         | 0        | 0         | 1.0         | 12         | 0/0         | 0             |

**SINGLE-GAME CAREER HIGHS**

Tackles.....11... vs. Arizona, 10/21/12  
 Sacks .....3.5... vs. Arizona, 10/21/12  
 Forced Fumble.....1... 10x, last vs. Chicago, 12/10/15  
 Fumble Recoveries.....2... vs. Buffalo, 12/5/10  
 Long Fumble Ret.....61t... at Chicago, 9/15/13  
 QB Pressures .....6... 4x, last at Green Bay, 11/24/13  
 Tackles For Loss.....3.0... vs. Arizona, 10/21/12  
 Passes Defensed .....3... vs. Tampa Bay, 10/25/12

**ROBISON'S TOUCHDOWN**

**GAME** ..... **PLAY**  
 @ Chicago, 9/15/13 ..... 61t Fumble Return  
**Total..... 1 (1 FR)**

**ROBISON'S SACKS**

| GAME                            | QB                      | SACKS       |
|---------------------------------|-------------------------|-------------|
| vs. Atlanta, 9/9/07.....        | Joey Harrington .....   | 2.0         |
| vs. Green Bay, 9/30/07.....     | Brett Favre .....       | 1.0         |
| @ Dallas, 10/21/07.....         | Tony Romo .....         | 0.5         |
| vs. Oakland, 11/18/07.....      | Daunte Culpepper .....  | 1.0         |
| vs. Green Bay, 11/9/08.....     | Aaron Rodgers .....     | 1.0         |
| vs. Chicago, 11/30/08.....      | Kyle Orton .....        | 0.5         |
| @ Arizona, 12/14/08.....        | Kurt Warner .....       | 1.0         |
| vs. Green Bay, 10/5/09.....     | Aaron Rodgers .....     | 1.5         |
| vs. Cincinnati, 12/13/09.....   | Carson Palmer .....     | 1.0         |
| @ Chicago, 12/28/09.....        | Jay Cutler .....        | 1.0         |
| vs. NY Giants, 1/3/10.....      | Eli Manning .....       | 1.0         |
| vs. Detroit, 9/26/10.....       | Shaun Hill .....        | 1.0         |
| @ Washington, 11/28/10.....     | Donovan McNabb.....     | 1.0         |
| @ San Diego, 9/11/11.....       | Philip Rivers .....     | 0.5         |
| vs. Detroit, 9/25/11.....       | Matthew Stafford.....   | 2.0         |
| vs. Arizona, 10/9/11.....       | Kevin Kolb .....        | 2.0         |
| vs. Oakland, 11/20/11.....      | Carson Palmer .....     | 1.0         |
| @ Detroit, 12/11/11.....        | Matthew Stafford.....   | 0.5         |
| @ Washington, 12/24/11.....     | Josh Grossman.....      | 1.0         |
| vs. Chicago, 1/1/12.....        | Rex McCown.....         | 1.0         |
| vs. Tennessee, 10/7/12.....     | Matt Hasselbeck.....    | 1.0         |
| vs. Arizona, 10/21/12.....      | John Skelton.....       | 3.5         |
| @ Seattle, 11/4/12.....         | Russell Wilson .....    | 1.0         |
| vs. Chicago, 12/9/12.....       | Jay Cutler .....        | 1.0         |
| @ St. Louis, 12/16/12.....      | Sam Bradford .....      | 1.0         |
| vs. Green Bay, 12/30/12.....    | Aaron Rodgers .....     | 1.0         |
| vs. Cleveland, 9/22/13.....     | Brian Hoyer .....       | 1.0         |
| @ Dallas, 11/3/13.....          | Tony Romo .....         | 2.0         |
| @ Seattle, 11/17/13.....        | Russell Wilson .....    | 1.0         |
| @ Green Bay, 11/24/13.....      | Scott Tolzien .....     | 1.0         |
| vs. Chicago, 12/1/13.....       | Josh McCown.....        | 1.0         |
| @ Baltimore, 12/8/13.....       | Joe Flacco .....        | 1.0         |
| vs. Philadelphia, 12/15/13..... | Nick Foles .....        | 2.0         |
| vs. Detroit, 10/12/14.....      | Matthew Stafford.....   | 0.5         |
| @ Tampa Bay, 10/26/14.....      | Mike Glennon .....      | 1.0         |
| vs. Washington, 11/2/14.....    | Robert Griffin III..... | 1.0         |
| vs. Green Bay, 11/23/14.....    | Aaron Rodgers .....     | 1.0         |
| vs. NY Jets, 12/7/14.....       | Geno Smith .....        | 1.0         |
| @ Denver, 10/4/15.....          | Peyton Manning.....     | 1.0         |
| vs. Seattle, 12/6/15.....       | Russell Wilson .....    | 2.0         |
| vs. Chicago, 12/20/15.....      | Jay Cutler .....        | 1.0         |
| vs. NY Giants, 12/27/15.....    | Eli Manning .....       | 1.0         |
| vs. Green Bay, 9/18/16.....     | Aaron Rodgers .....     | 1.0         |
| <b>Total.....</b>               |                         | <b>49.5</b> |



## KYLE RUDOLPH #82

**POSITION:** TIGHT END  
**HEIGHT/WEIGHT:** 6-6/265  
**DOB:** 11-9-89  
**HOMETOWN:** CINCINNATI, OH

**COLLEGE:** NOTRE DAME  
**ACQUIRED:** D2 (#43) '11  
**NFL SEASON:** 6  
**VIKINGS SEASON:** 6

### 2016 GP/GS

2/2

### Career GP/GS

66/58

### Playoffs GP/GS

2/2

• Became 5th Viking to earn **Pro Bowl MVP** honors and is only the 4th Vikings TE selected to play in the all-star game.

• The 1st TE selected in the 2011 NFL Draft, #43 overall selection, the 2nd-highest drafted TE in Vikings history behind Hal Bedsole (#19) in 1964.

• Highly-recruited basketball player in high school declined scholarship offers from ACC powers to pursue football.

**OFF THE FIELD** Married Jordan during 2016 offseason, and the couple is expecting twins in October...Working with University of Minnesota Masonic Children's Hospital to develop Kyle Rudolph's End Zone, a play area of children receiving treatment and their families...Majored in management-consulting at Notre Dame and is 2 semesters shy of earning his degree... Member of National Honor Society at Cincinnati's Elder High... Active with the Vikings Fuel Up To Play 60 initiative with the Vikings and Midwest Dairy Association, a program that works with local schools to raise awareness about proper diet and physical fitness...Has worked closely with the Minnesota Muscular Dystrophy Association "Muscle Team."

**HONORS** Selected for 2012 **Pro Bowl**...Named 2012 **Pro Bowl MVP**...Earned **All-Rookie** honors from *Pro Football Weekly* and National Football Post.

**PRO** Selected to **2012 Pro Bowl** and named **Pro Bowl MVP**, an honor only won by 4 other Vikings- Fran Tarkenton, Ahmad Rashad, Randy Moss and Adrian Peterson...Ranks 3rd for most career TDs by a TE (23) in club history...Has caught a TD from 4 different Viking starting QBs since 2011 (Christian Ponder, Joe Webb, Matt Cassel and Teddy Bridgewater)...In 2012, scored 9 TDs, the 2nd most in a season by a Vikings TE and tied for the 2nd-most by an NFL TE in 2012...Tied Vikings record for TDs in a game by a TE with 2 vs. San Francisco (9/23/12)...Scored all 3 of his TDs in the final 7 games of his rookie year...Was the 1st TE selected in the 2011 NFL Draft...Selected #43 overall, the 2nd-highest drafted TE in Vikings history behind Hal Bedsole (#19 overall) in 1964.

**2016** Caught 4 passes for 65 yards at Tennessee (9/11)...Had 3 receptions for 31 yards and his 1st TD of the season vs. Green Bay (9/18).

**2015** Played in every game, including Wild Card Playoff, starting every contest...Helped team win NFC North title for 1st time in his career...Earned 2nd career playoff berth...Cleared way for Adrian Peterson to lead the NFL in rushing with 1,485 yards on the ground...Had career-high 495 yards receiving and had 2nd-best totals of his career in receptions (49) and TDs (5)... Set single-game career high with 106 yards receiving vs. Green Bay (11/22), including a career-long 47-yard TD...Caught season-high 7 passes in win at Atlanta (11/29).

**2014** Opened the season with a 7-yard TD reception from Matt Cassel in win at St. Louis (9/7)...Hampered by sports hernia and ankle injuries that would hold him out 7 weeks during the season...Had season-high 7 receptions and 69 receiving yards at Detroit (12/14)...2nd TD of the season came vs. Carolina (11/30) on the opening drive on a 4-yard TD toss from Teddy Bridgewater...Appeared in 9 games, making 8 starts.

**2013** Had promising season cut short by injury after 30 catches and 3 TDs in the opening 8 games of the season...Placed on

injured reserve on 12/9...Inactive for 5 games after foot injury suffered at Dallas...Caught 31-yard TD at Dallas (11/3), his longest play of the season, and injured foot on play...Hauled in 1st TD of the season on 20-yarder from Ponder at Chicago (9/15)... Started season opener at Detroit (9/8) and caught 2 passes... Hauled in career-best 9 catches for career-best 97 yards and a 23-yard TD vs. Carolina (10/13)...Led team with 4 catches for 51 yards vs. Green Bay (10/27).

**2012** Tabbed as **Pro Bowl MVP** after a 5-reception, 122-yard 1-TD effort in the all-star game...Late addition to Pro Bowl roster for NFC...Had breakout season with 9 TDs, the 2nd-most by a Vikings TE in a season in team history...His 9 TD catches were tied for 2nd-most by a TE in the NFL in 2012...Had career-best 2 TD catches vs. San Francisco (9/23), matching the Vikings single-game best by a TE...Caught a TD pass and 2-point conversion pass at Washington (10/14)...Hauled in 6-yard TD pass with :31 remaining in game at Indianapolis (9/16) to tie game 20-20 after being down 20-6 entering the 4th quarter of game that Colts won in late FG 23-20...Pulled in career-high 7 catches vs. Detroit (11/11) and had a then career-best 67 yards vs. Jacksonville (9/9) in the season opener.

**2011** Earned **All-Rookie** honors from *Pro Football Weekly* and National Football Post...Assumed larger role in offense as season progressed, catching all 3 of his TDs in the final 7 games of the season...Started 8 games and played in 15...Snared season-long 41-yard pass at Kansas City (10/2)...Had season-high 3 catches in 5 games...Scored 1st career TD on 1-yard pass from fellow rookie Christian Ponder vs. Oakland (11/20)...Hauled in TDs vs. Denver (12/4) and at Washington (12/24).

**COLLEGE** Ended 3-season Notre Dame career ranked among the all-time leading TEs in school history...Set ND record for receiving yards in a game by a TE vs. Michigan in 2010 with 164 yards...Ranks 2nd for receptions in a game by an Irish TE with 8 catches vs. Michigan and at Michigan State in consecutive games in 2010...Hauled in the 2nd-longest pass play in Notre Dame history with a 95-yard TD vs. Michigan in 2010...Was just shy of the school-record 96-yard pass play...Had promising junior season derailed by hamstring injury that ended his season after 6 games...Became the 1st Irish true freshman TE to start a season opener in 2008.

**PREP** Productive in 2 sports at Cincinnati's Elder High... Selected to play in US Army All-America game...Earned 1st Team All-America honors by *USA Today* as a senior TE...Named All-State by AP...Named conference basketball player of the year 3 times as a prep...Ended high school career as the 2nd-leading scorer in Elder High history and the 2nd player to break the 1,000-point mark.

**RUDOLPH'S NFL TOTALS**

| Year          | GP/GS        | No.        | RECEIVING    |            |            |           |
|---------------|--------------|------------|--------------|------------|------------|-----------|
|               |              |            | Yds.         | Avg.       | Lg         | TD        |
| 2011 (Min)    | 15/8         | 26         | 249          | 9.6        | 41         | 3         |
| 2012 (Min)    | 16/16        | 53         | 493          | 9.3        | 29         | 9         |
| Playoffs      | 1/1          | 3          | 42           | 14.0       | 23         | 0         |
| 2013 (Min)    | 8/8          | 30         | 313          | 10.4       | 31t        | 3         |
| 2014 (Min)    | 9/8          | 24         | 231          | 9.6        | 23         | 2         |
| 2015 (Min)    | 16/16        | 49         | 495          | 10.1       | 47t        | 5         |
| Playoffs      | 1/1          | 1          | 24           | 24.0       | 24         | 0         |
| 2016 (Min)    | 2/2          | 7          | 96           | 13.7       | 21         | 1         |
| <b>Totals</b> | <b>66/58</b> | <b>189</b> | <b>1,877</b> | <b>9.9</b> | <b>47t</b> | <b>23</b> |
| Playoffs      | 2/2          | 4          | 66           | 16.5       | 24         | 0         |

**SINGLE-GAME CAREER HIGHS**

Receptions..... 9..... vs. Carolina, 10/13/13  
 Receiving Yards ..... 106..... vs. Green Bay, 11/22/15  
 Long Reception ..... 47t..... vs. Green Bay, 11/22/15  
 Long TD Reception ..... 47t..... vs. Green Bay, 11/22/15  
 TD Receptions ..... 2..... vs. San Francisco, 9/23/12  
 2-Point Conversion ..... 1..... at Washington, 10/14/12

**RUDOLPH'S TOUCHDOWNS**

| GAME                       | PLAY                          |
|----------------------------|-------------------------------|
| vs. Oakland, 11/20/11      | 1 pass from C. Ponder         |
| vs. Denver, 12/4/11        | 19 pass from C. Ponder        |
| @ Washington, 12/24/11     | 17 pass from J. Webb          |
| @ Indianapolis, 9/16/12    | 6 pass from C. Ponder         |
| vs. San Francisco, 9/23/12 | 1 pass, 2 pass from C. Ponder |
| vs. Tennessee, 10/7/12     | 15 pass from C. Ponder        |
| @ Washington, 10/14/12     | 1 pass from C. Ponder         |
| vs. Detroit, 11/11/12      | 20 pass from C. Ponder        |
| @ Chicago, 11/25/12        | 2 pass from C. Ponder         |
| @ Green Bay, 12/2/12       | 7 pass from C. Ponder         |
| @ Houston, 12/23/12        | 3 pass from C. Ponder         |
| @ Chicago, 9/15/13         | 20 pass from C. Ponder        |
| vs. Carolina, 10/13/13     | 23 pass from C. Ponder        |
| @ Dallas, 11/3/13          | 31 pass from C. Ponder        |
| @ St. Louis, 9/7/14        | 7 pass from M. Cassel         |
| vs. Carolina, 11/30/14     | 4 pass from T. Bridgewater    |
| vs. Detroit, 9/20/15       | 5 pass from T. Bridgewater    |
| vs. Kansas City, 10/18/15  | 4 pass from T. Bridgewater    |
| @ Detroit, 10/25/15        | 1 pass from T. Bridgewater    |
| vs. Green Bay, 11/22/15    | 47 pass from T. Bridgewater   |
| vs. NY Giants, 12/27/15    | 28 pass from T. Bridgewater   |
| <b>Total</b>               | <b>22 (22 receiving)</b>      |

**RUDOLPH'S CAREER GAME-BY-GAME (\* starts)**

| 2011          | MINNESOTA          | No.       | Yards      | Avg.       | Long      | TD       |
|---------------|--------------------|-----------|------------|------------|-----------|----------|
| 9/11          | @ San Diego        | 0         | 0          | 0.0        | 0         | 0        |
| 9/18          | Tampa Bay          | 1         | 15         | 15.0       | 15        | 0        |
| 9/25          | Detroit            | 3         | 39         | 13.0       | 20        | 0        |
| 10/2          | @ Kansas City      | 3         | 44         | 14.7       | 41        | 0        |
| 10/9          | Arizona            | 0         | 0          | 0.0        | 0         | 0        |
| 10/16         | @ Chicago          | 2         | 20         | 10.0       | 18        | 0        |
| 10/23         | Green Bay          | 0         | 0          | 0.0        | 0         | 0        |
| 10/30         | @ Carolina         | 2         | 15         | 7.5        | 13        | 0        |
| 11/14         | Green Bay          | 3         | 37         | 12.3       | 21        | 0        |
| 11/20         | Oakland            | 3         | 7          | 2.3        | 4         | 1        |
| 11/27         | @ Atlanta          | INACTIVE  |            |            |           |          |
| 12/4          | Denver             | 1         | 19         | 19.0       | 19t       | 1        |
| 12/11         | @ Detroit          | 1         | 0          | 0.0        | 0         | 0        |
| 12/18         | New Orleans        | 2         | 15         | 7.5        | 8         | 0        |
| 12/24         | @ Washington       | 2         | 23         | 11.5       | 17t       | 1        |
| 1/1/12        | Chicago            | 3         | 15         | 5.0        | 9         | 0        |
| <b>Totals</b> | <b>GP/GS: 15/8</b> | <b>26</b> | <b>249</b> | <b>9.6</b> | <b>41</b> | <b>3</b> |

| 2013          | MINNESOTA         | No.             | Yards      | Avg.        | Long       | TD       |
|---------------|-------------------|-----------------|------------|-------------|------------|----------|
| 9/8           | @ Detroit*        | 2               | 27         | 13.5        | 21         | 0        |
| 9/15          | @ Chicago*        | 3               | 42         | 14.0        | 20t        | 1        |
| 9/22          | Cleveland*        | 5               | 28         | 5.6         | 9          | 0        |
| 9/29          | Pittsburgh*       | 2               | 6          | 3.0         | 6          | 0        |
| 10/13         | Carolina*         | 9               | 97         | 10.8        | 23t        | 1        |
| 10/21         | @ NY Giants*      | 3               | 27         | 9.0         | 21         | 0        |
| 10/27         | Green Bay*        | 4               | 51         | 12.8        | 17         | 0        |
| 11/3          | @ Dallas*         | 2               | 35         | 17.5        | 31t        | 1        |
| 11/7          | Washington        | INACTIVE        |            |             |            |          |
| 11/17         | @ Seattle         | INACTIVE        |            |             |            |          |
| 11/24         | @ Green Bay       | INACTIVE        |            |             |            |          |
| 12/1          | Chicago           | INACTIVE        |            |             |            |          |
| 12/8          | @ Baltimore       | INACTIVE        |            |             |            |          |
| 12/15         | Philadelphia      | INJURED RESERVE |            |             |            |          |
| 12/22         | @ Cincinnati      | INJURED RESERVE |            |             |            |          |
| 12/29         | Detroit           | INJURED RESERVE |            |             |            |          |
| <b>Totals</b> | <b>GP/GS: 8/8</b> | <b>30</b>       | <b>313</b> | <b>10.4</b> | <b>31t</b> | <b>3</b> |

| 2012          | MINNESOTA           | No.       | Yards      | Avg.       | Long      | TD       |
|---------------|---------------------|-----------|------------|------------|-----------|----------|
| 9/9           | Jacksonville*       | 5         | 67         | 13.4       | 29        | 0        |
| 9/16          | @ Indianapolis*     | 3         | 35         | 11.7       | 15        | 1        |
| 9/23          | San Francisco*      | 5         | 36         | 7.2        | 16        | 2        |
| 9/30          | @ Detroit*          | 2         | 8          | 4.0        | 7         | 0        |
| 10/7          | Tennessee*          | 4         | 23         | 5.8        | 15t       | 1        |
| 10/14         | @ Washington*       | 6         | 56         | 9.3        | 18        | 1        |
| 10/21         | Arizona*            | 0         | 0          | 0.0        | 0         | 0        |
| 10/25         | Tampa Bay*          | 2         | 17         | 8.5        | 12        | 0        |
| 11/4          | @ Seattle*          | 0         | 0          | 0.0        | 0         | 0        |
| 11/11         | Detroit*            | 7         | 64         | 9.1        | 20t       | 1        |
| 11/25         | @ Chicago*          | 5         | 55         | 11.0       | 25        | 1        |
| 12/2          | @ Green Bay*        | 6         | 51         | 8.5        | 21        | 1        |
| 12/9          | Chicago*            | 0         | 0          | 0.0        | 0         | 0        |
| 12/16         | @ St. Louis*        | 3         | 22         | 7.3        | 14        | 0        |
| 12/23         | @ Houston*          | 3         | 39         | 13.0       | 27        | 1        |
| 12/30         | Green Bay*          | 2         | 20         | 10.0       | 10        | 0        |
| <b>Totals</b> | <b>GP/GS: 16/16</b> | <b>53</b> | <b>493</b> | <b>9.3</b> | <b>29</b> | <b>9</b> |

**PLAYOFFS**

|        |             |   |    |      |    |   |
|--------|-------------|---|----|------|----|---|
| 1/5/13 | @ Green Bay | 3 | 42 | 14.0 | 23 | 0 |
|--------|-------------|---|----|------|----|---|

| 2014          | MINNESOTA         | No.       | Yards      | Avg.       | Long      | TD       |
|---------------|-------------------|-----------|------------|------------|-----------|----------|
| 9/7           | @ St. Louis*      | 2         | 16         | 8.0        | 9         | 1        |
| 9/14          | New England*      | 5         | 53         | 10.6       | 17        | 0        |
| 9/21          | @ New Orleans*    | 3         | 27         | 9.0        | 10        | 0        |
| 9/28          | Atlanta           | INACTIVE  |            |            |           |          |
| 10/2          | @ Green Bay       | INACTIVE  |            |            |           |          |
| 10/12         | Detroit           | INACTIVE  |            |            |           |          |
| 10/19         | @ Buffalo         | INACTIVE  |            |            |           |          |
| 10/26         | @ Tampa Bay       | INACTIVE  |            |            |           |          |
| 11/2          | Washington        | INACTIVE  |            |            |           |          |
| 11/16         | @ Chicago         | 0         | 0          | 0.0        | 0         | 0        |
| 11/23         | Green Bay*        | 3         | 50         | 16.7       | 23        | 0        |
| 11/30         | Carolina*         | 2         | 7          | 3.5        | 4t        | 1        |
| 12/7          | NY Jets*          | 2         | 9          | 4.5        | 6         | 0        |
| 12/14         | @ Detroit*        | 7         | 69         | 9.9        | 21        | 0        |
| 12/21         | @ Miami           | INACTIVE  |            |            |           |          |
| 12/28         | Chicago*          | 0         | 0          | 0.0        | 0         | 0        |
| <b>Totals</b> | <b>GP/GS: 9/8</b> | <b>24</b> | <b>231</b> | <b>9.6</b> | <b>23</b> | <b>2</b> |

| 2015.....MINNESOTA.....No.            | Yards      | Avg.        | Long       | TD       |
|---------------------------------------|------------|-------------|------------|----------|
| 9/14 ..... @ San Francisco* ..... 5   | 53         | 10.6        | 19         | 0        |
| 9/20 ..... Detroit* ..... 5           | 30         | 6.0         | 11         | 1        |
| 9/27 ..... San Diego* ..... 2         | 14         | 7.0         | 10         | 0        |
| 10/4 ..... at Denver* ..... 2         | 7          | 3.5         | 6          | 0        |
| 10/18 ..... Kansas City* ..... 2      | 9          | 4.5         | 5          | 1        |
| 10/25 ..... @ Detroit* ..... 2        | 10         | 5.0         | 9          | 1        |
| 11/1 ..... @ Chicago* ..... 2         | 22         | 11.0        | 16         | 0        |
| 11/8 ..... St. Louis* ..... 2         | 30         | 15.0        | 15         | 0        |
| 11/15 ..... @ Oakland* ..... 1        | 7          | 7.0         | 7          | 0        |
| <b>11/22 .. Green Bay* ..... 6</b>    | <b>106</b> | <b>17.7</b> | <b>47t</b> | <b>1</b> |
| 11/29 ..... @ Atlanta* ..... 7        | 53         | 7.6         | 13         | 0        |
| 12/6 ..... Seattle* ..... 3           | 13         | 4.3         | 6          | 0        |
| 12/10 ..... @ Arizona* ..... 6        | 67         | 11.2        | 17         | 0        |
| 12/20 ..... Chicago* ..... 2          | 21         | 10.5        | 12         | 0        |
| 12/27 ..... NY Giants* ..... 2        | 53         | 26.5        | 28t        | 1        |
| 1/3/16 .. @ Green Bay* ..... 0        | 0          | 0.0         | 0          | 0        |
| <b>Totals .. GP/GS: 16/16..... 49</b> | <b>495</b> | <b>10.1</b> | <b>47t</b> | <b>5</b> |
| <b>PLAYOFFS</b>                       |            |             |            |          |
| 1/10/16... Seattle* ..... 1           | 24         | 24.0        | 24         | 0        |

| 2016.....MINNESOTA.....No.           | Yards     | Avg.       | Long      | TD       |
|--------------------------------------|-----------|------------|-----------|----------|
| 9/11 ..... @ Tennessee* ..... 4      | 65        | 16.3       | 21        | 0        |
| 9/18 ..... vs. Green Bay* ..... 3    | 31        | 10.3       | 19        | 1        |
| 9/25 ..... @ Carolina ..... 5        |           |            |           |          |
| 10/3 ..... vs. NY Giants ..... 5     |           |            |           |          |
| 10/9 ..... vs. Houston ..... 5       |           |            |           |          |
| 10/23 ..... @ Philadelphia ..... 5   |           |            |           |          |
| 10/31 ..... @ Chicago ..... 5        |           |            |           |          |
| 11/6 ..... vs. Detroit ..... 5       |           |            |           |          |
| 11/13 ..... @ Washington ..... 5     |           |            |           |          |
| 11/20 ..... vs. Arizona ..... 5      |           |            |           |          |
| 11/24 ..... @ Detroit ..... 5        |           |            |           |          |
| 12/1 ..... vs. Dallas ..... 5        |           |            |           |          |
| 12/11 ..... @ Jacksonville ..... 5   |           |            |           |          |
| 12/18 ..... vs. Indianapolis ..... 5 |           |            |           |          |
| 12/24 ..... @ Green Bay ..... 5      |           |            |           |          |
| 1/1/17 ..... vs. Chicago ..... 5     |           |            |           |          |
| <b>Totals .. GP/GS: 2/2..... 7</b>   | <b>96</b> | <b>9.9</b> | <b>21</b> | <b>1</b> |

## HAWAII DELIGHT

Kyle Rudolph joined rare company when he was named the MVP of the 2012 Pro Bowl, a feat achieved for only the 5th time in Vikings history. Rudolph is 1 of 4 Vikings TEs to earn a Pro Bowl berth in Vikings history and earned MVP accolades in the 2012 contest after hauling in 5 catches for 122 yards and a TD from Eli Manning in the 62-35 NFC victory. He gifted the complimentary car that comes with MVP to his father.

### VIKINGS PRO BOWL TEs

| PLAYER.....              | SEASON                        |
|--------------------------|-------------------------------|
| Joe Senser.....          | 1981                          |
| Steve Jordan.....        | 1986, '87, '88, '89, '90, '91 |
| Byron Chamberlain.....   | 2001                          |
| <b>Kyle Rudolph.....</b> | <b>2012</b>                   |

### VIKINGS PRO BOWL MVPs

| PLAYER.....              | SEASON      |
|--------------------------|-------------|
| Fran Tarkenton.....      | 1964        |
| Ahmad Rashad.....        | 1978        |
| Randy Moss.....          | 1999        |
| Adrian Peterson.....     | 2007        |
| <b>Kyle Rudolph.....</b> | <b>2012</b> |

## RUDOLPH THE END ZONE REINDEER


Kyle Rudolph has been a scoring threat since entering the NFL in 2011, highlighted by his 9-TD season in 2012. He continues to climb the Vikings record book as he enters 2016.

### VIKINGS CAREER TD RECEPTIONS BY TE

| PLAYER.....              | TDs       |
|--------------------------|-----------|
| Steve Jordan.....        | 28        |
| Visanthe Shiancoe.....   | 24        |
| <b>Kyle Rudolph.....</b> | <b>23</b> |

### VIKINGS SINGLE-SEASON TD RECEPTIONS BY TEs

| PLAYER, YEAR.....              | TDs      |
|--------------------------------|----------|
| Visanthe Shiancoe, 2009.....   | 11       |
| <b>Kyle Rudolph, 2012.....</b> | <b>9</b> |
| Joe Senser, 1981.....          | 8        |



## ANDREW SENDEJO #34

**POSITION:** SAFETY  
**HEIGHT/WEIGHT:** 6-1/210  
**DOB:** 9-9-87  
**HOMETOWN:** SAN ANTONIO, TX

**COLLEGE:** RICE  
**ACQUIRED:** FA '11  
**NFL SEASON:** 6  
**VIKINGS SEASON:** 5

### 2016 GP/GS

2/2

### Career GP/GS

65/28 (2/0-DAL; 63/28-MIN)

### Playoffs GP/GS

2/1 (2/1-MIN)

- Started career-high 13 games in 2015.
- Had career-best 17 tackles vs. Washington (11/7/13).
- Began pro career with UFL's Sacramento Mountain Lions.

### OFF THE FIELD

Took part in the Over The Edge challenge to raise funds and awareness for Make-A-Wish® Central and South Texas during the 2016 offseason...Took part in Vikings annual Arctic Blast snowmobile rally during the 2014 offseason...Teammates at Rice with Corey Frazier, son of former Vikings Head Coach Leslie Frazier...Earned sports management degree from Rice...Plays guitar and piano...Has extensive background in martial arts and his father was an instructor.

**HONORS** Vikings Special Teams Player of the Year in 2014.

**PRO** Had career-best 17 tackles to lead team in win vs. Washington (11/7/13) on *Thursday Night Football*...Earned 1st career starts in 2013, starting 10 of the career-high 16 games he played on the season- 9 in

place of Harrison Smith and 1 in place of Jamarca Sanford...Played in 13 games and the Wild Card playoff in 2012...Regular contributor on special teams...Led the team in special teams tackles in 2014 with 13...Saw action in 3 games for the Vikings in 2011...Played 2 games as a rookie in 2010 for Dallas...Began pro career with UFL's Sacramento Mountain Lions in 2010 under Dennis Green.

**2016** Registered 5 tackles (3 solo) and recovered a fumble he returned 2 yards at Tennessee (9/11)...Tied for team lead with 2 special teams tackles at Tennessee (9/11)...Led the Vikings with 11 tackles and recovered a fumble for the 2nd straight game vs Green Bay (9/18).

**2015** Ranked 2nd on team with 100 tackles despite missing 3 games on the season...Helped Vikings rank #5 in NFL in offensive points allowed...Notched 1st career sack when he shared one with Linval Joseph vs. St. Louis (11/8) on QB Nick Foles...Started 1st career playoff game in Wild Card vs. Seattle (1/10/16)...Posted season-best 14 tackles at Green Bay (1/3/16) in game that sealed NFC North title for the



Vikings and wrestled crown away from Packers after 4 year stretch of winning division...Had 10+ tackles in 5 games on season...Scooped up 1st career FR and had 28-yard return vs. Detroit (9/20), gathering a Lance Moore fumble forced by fellow DB Captain Munnerlyn.

**2014** Led the team with 13 special teams tackles...Appeared in all 16 games, making 3 starts...Forced his 1st career fumble close to the goal line vs. NY Jets (12/7) that was recovered by Captain Munnerlyn and kept the Jets out of the end zone...Season-high 10 tackles at Detroit (12/14)...Had 3 games with multiple special teams tackles.

**2013** Ranked 3rd on team and led Vikings DBs with 104 tackles despite not starting a game until the 4th week of the season and 3rd on team with 13 special teams stops...Led team with 12 tackles at Seattle (11/17)...Had 4 games with 10+ tackles...Snared 1st career INT at Baltimore (12/8)...Started and had career-high 17 tackles vs. Washington (11/7) on Thursday Night...Started on Sunday Night vs. Green Bay (10/27) and had 13 tackles...Started 1st NFL game vs. Pittsburgh (9/29) in International Series game at London...Started on Monday Night at NY Giants (10/21) in place of injured Smith...Replaced Sanford mid-game following injury vs. Cleveland (9/22).

**2012** Ranked 4th on team with 11 special teams tackles...Played in career-best 13 games and played in 1st career playoff game in Wild Card matchup at Green Bay (1/5/13)...Missed a pair of games with ankle injury in Weeks 4-5 but bounced back to play in final 11 regular season games...Had a pair of special teams stops in Wild Card playoff game.

**2011** Played in 3 games with the Vikings and was inactive for 2... Played in 1st game for Vikings in his 2nd week with the team at Detroit (12/11)...Saw time in the final 2 games of season at Washington (12/24) and vs. Chicago (1/1/12)...Signed by Vikings on 11/29...Spent preseason with Dallas, released before regular season...Joined NY Jets on 9/4 and was inactive for season opener vs. Dallas (9/11)... Released by Jets and signed to their practice squad on 9/14 before his release on 9/27.

**2010** Made NFL debut as a rookie with Dallas...Moved from Dallas practice squad to 53-man roster on 11/29...Played in a pair of games, notching a special teams tackle vs. Washington (12/19)...Played in 1st career game vs. Philadelphia (12/12)...Spent time with Sacramento Mountain Lions of the UFL...Tied for 2nd in UFL in tackles.

**COLLEGE** Ended collegiate career as an honorable mention All-Conference USA choice as a junior and senior...Left Rice ranked tied for 2nd in career tackles and tied for 7th in career INTs...Promising senior season was cut short by injury, playing in only 7 games...Notched 318 tackles, 9 INTs, 2 sacks and 7 FFs...Started all 12 games as a true freshman en route to Freshman All-America honors.

**PREP** Standout in football, track and soccer at Smithson Valley High in Spring Branch, TX...Named honorable mention All-State as a junior and senior...Earned county Defensive Player of the Year as a senior.

### SENDEJO'S NFL TOTALS

| Year.....             | GP/GS        | Tackles    |           |            |            |               |           |            | FF/FR    | Special Teams |           |
|-----------------------|--------------|------------|-----------|------------|------------|---------------|-----------|------------|----------|---------------|-----------|
|                       |              | Solo       | Asst.     | Total      | Sacks      | INTs          | PBU       | TFL        |          |               | QBH       |
| 2010 (Dal) .....      | 2/0          | 0          | 0         | 0          | 0.0        | 0             | 0         | 0          | 0        | 0/0           | 1         |
| 2011 (Min) .....      | 3/0          | 0          | 0         | 0          | 0.0        | 0             | 0         | 0          | 0        | 0/0           | 3         |
| 2012 (Min).....       | 13/0         | 0          | 0         | 0          | 0.0        | 0             | 0         | 0          | 0        | 0/0           | 11        |
| Playoffs.....         | 1/0          | 0          | 0         | 0          | 0.0        | 0             | 0         | 0          | 0        | 0/0           | 2         |
| 2013 (Min).....       | 16/10        | 67         | 37        | 104        | 0.0        | 1 (1)         | 4         | 4.0        | 1        | 0/0           | 13        |
| 2014 (Min).....       | 16/3         | 14         | 6         | 20         | 0.0        | 0             | 1         | 0          | 1        | 1/0           | 13        |
| 2015 (Min).....       | 13/13        | 57         | 43        | 100        | 0.5        | 1 (9)         | 6         | 0          | 1        | 0/1           | 2         |
| Playoffs.....         | 1/1          | 3          | 0         | 3          | 0.0        | 0             | 2         | 0          | 0        | 0/0           | 0         |
| 2016 (Min).....       | 2/2          | 11         | 5         | 16         | 0.0        | 0             | 0         | 0          | 0        | 0/2           | 2         |
| <b>Totals .....</b>   | <b>65/28</b> | <b>149</b> | <b>91</b> | <b>240</b> | <b>0.0</b> | <b>2 (10)</b> | <b>11</b> | <b>4.0</b> | <b>3</b> | <b>1/3</b>    | <b>45</b> |
| <b>Playoffs .....</b> | <b>2/1</b>   | <b>3</b>   | <b>0</b>  | <b>3</b>   | <b>0.0</b> | <b>0</b>      | <b>2</b>  | <b>0</b>   | <b>0</b> | <b>0/0</b>    | <b>2</b>  |

### SINGLE-GAME CAREER HIGHS

Tackles..... 17..... vs. Washington, 11/7/13  
 Solo Tackles.....16..... vs. Washington, 11/7/13  
 Interception ..... 1..... 2x, at Baltimore, 12/8/13; vs. NY Giants, 12/27/15  
 Passes Defensed .....3..... at Baltimore, 12/8/13  
 Forced Fumble.....1..... vs. New York Jets, 12/7/14  
 Fumble Recovery.....1..... 2x, vs. Detroit, 9/20/15; at Tennessee, 9/11/16  
 Tackles for Loss.....1..... 4 times, last vs. Philadelphia, 12/15/13  
 Special Teams Tackles .....3..... vs. Chicago, 12/9/12; vs. Green Bay, 10/27/13

### SENDEJO'S INTERCEPTIONS

**GAME .....** **QB .....** **INT**  
 @ Baltimore, 12/8/13..... Joe Flacco ..... 1 (1)  
 vs. NY Giants, 12/27/15..... Eli Manning.....1 (9)  
**Total.....** **2 (10)**



# MARCUS SHERELS #35

**POSITION:** CORNERBACK

**HEIGHT/WEIGHT:** 5-10/175

**DOB:** 9-30-87

**HOMETOWN:** ROCHESTER, MN

**COLLEGE:** MINNESOTA

**ACQUIRED:** UDFA '10

**NFL SEASON:** 6

**VIKINGS SEASON:** 6

**2016 GP/GS**

2/0

**Career GP/GS**

83/7

**Playoffs GP/GS**

2/0

• Holds Vikings career record with 3 career punt return TDs.

• Local product attended Rochester John Marshall High and University of Minnesota. His brother, Mike, is LBs coach at the University of Minnesota, and the brothers were teammates with the Golden Gophers.

**OFF THE FIELD** Earned bachelor's degree in political science in spring 2010...Aspires to attend law school after his playing career...Older brother, Mike, played LB for the Gophers from 2004-07 and captained the team as a junior and senior. He was invited to Vikings rookie mini camp for a tryout in 2008... Brother, Mike, now serves on Gophers coaching staff, coaching LBs...Earned Academic All-Big Ten as a sophomore.

**HONORS** Named **NFC Special Teams Player of the Week** for game at Chicago (11/1/15).

**PRO** Holds Vikings record with 3 career PR TDs, passing career marks of 2 held by Mewelde Moore and David Palmer...Ranks 2nd in NFL from 2012-15 with 1,230 punt return yards and is tied for 2nd in same 4-year span with 3 PR TDs...Started career-high 4 games in 2013...Set Vikings single-season record with a 15.2 PR avg, breaking the previous mark of 13.2 set by David Palmer in 1995...Ranks 2nd in Vikings history with a 10.2 career punt return avg. (147 for 1,506)...Holds team record with 5 career PRs of 50+ and set team mark with 2 PRs of 50+ in a season in 2013...Notched the 3rd-longest PR TD in club history with 86-yarder at NY Giants (10/21)...Set Vikings single game record with 119 punt return yards on *Monday Night Football* at NY Giants (10/21)...Became the 10th player in Vikings history to return a punt for a TD with a 77-yard return for a score at Detroit (9/30/12), the 7th-longest punt return in team history and the 6th-longest PR TD in team history...Set Vikings

preseason record with a 109-yard KOR TD vs. Tennessee in the 2013 preseason finale at MOA Field...Climbed from rookie free agent to seeing game action in 2010 regular season finale at Detroit (1/2/11)...Signed as a rookie free agent on 5/4/10 after performance in Vikings rookie camp where he participated on a tryout basis.

**2016** Returned 3 punts for 10 yards (3.3 avg) and had 1 special teams tackle at Tennessee (9/11)...Had 3 fair catches vs. Green Bay (9/18).

**2015** Scored his Vikings-record 3rd career punt return TD, notching a 65-yard TD return at Chicago (11/1), helping break an 8-game losing streak at Soldier Field...Set Vikings record with his 5th career punt return of 50+ yards...Earned 1st career **NFC Special Teams Player of the Week** honors for game at Chicago (11/1)...Jumped on a 49ers FG blocked by teammate Andrew Sendejo at San Francisco (9/14) in season opener and returned it 44 yards...Ranked 5th on team with 8 special teams tackles.

**2014** Became the franchise leader in career punt return average with a 10.5 (114 for 1,196) average...11.0 punt return average on the season...Tied for 6th in the NFL, 3rd in the NFC, in punt return average...Longest punt return came at Detroit (12/14) with a 35-yard return...Returned 4 kickoffs for 110 yards a 27.5 average and a long return of 46 yards at Green Bay (10/2)...4th on the team with a career-high 11 special teams tackles while adding 1 forced fumble...Appeared in all 16 games.

**2013** Set team record with a 15.2 avg on PRs for the season, breaking the previous mark by 2 yards per return (David Palmer, 13.2 in 1995)...Tied Vikings career record with his 2nd career PR TD, an 86-yard score at NY Giants (10/21)...Set team record for single-game PR yards with 119 at NY Giants (10/21)...Set Vikings mark with 2 PRs of 50+ yards on season and is tied for club's career record with 4 PRs of 50+ for his career...Snared 1st

## MANY HAPPY RETURNS

**PUNT RETURN TDs IN VIKINGS HISTORY**

|  |     |
|--|-----|
| Marcus Sherels, at Chicago (11/1/15).....      | 65t |
| Marcus Sherels, at NY Giants (10/21/13).....   | 86t |
| Marcus Sherels, at Detroit (9/30/12).....      | 77t |
| Bernard Berrian, at Arizona (12/14/08).....    | 82t |
| Mewelde Moore, vs. New England (10/30/06)..... | 71t |
| Mewelde Moore, at NY Giants (11/13/05).....    | 71t |
| Nate Burleson, at Indianapolis (11/8/04).....  | 91t |
| Randy Moss, at Kansas City (12/12/99).....     | 64t |
| David Palmer, at NY Giants (9/29/96).....      | 69t |
| David Palmer, at Detroit (11/23/95).....       | 74t |
| Leo Lewis, vs. Atlanta (11/22/87).....         | 78t |
| Charlie West, vs. Washington (11/3/68).....    | 98t |
| Billy Butler, vs. San Francisco (9/29/63)..... | 60t |
| Hugh McElhenny, at Chicago (12/17/61).....     | 81t |

**LONGEST PUNT RETURNS IN VIKINGS HISTORY**

|   |     |
|---|-----|
| Charlie West, vs. Washington (11/3/68).....   | 98t |
| Nate Burleson, at Indianapolis (11/8/04)..... | 91t |
| Marcus Sherels, at NY Giants (10/21/13).....  | 86t |
| Bernard Berrian, at Arizona (12/14/08).....   | 82t |
| Bob Grim, vs. NY Giants (11/5/67).....        | 81t |
| Hugh McElhenny, at Chicago (12/17/61).....    | 81t |
| Leo Lewis, vs. Atlanta (11/22/87).....        | 78t |
| Marcus Sherels, at Detroit (9/30/12).....     | 77t |

## ACTIONS SPEAK LOUDER THAN WORDS

Marcus Sherels has made a splash in the Vikings record book for average and TDs in his 5 seasons as the primary punt return man.

**VIKINGS SINGLE-SEASON PUNT RETURN AVERAGE**

|                                       |            |
|---------------------------------------|------------|
| <b>PLAYER, SEASON, RETS/YDS</b> ..... | <b>AVG</b> |
| Marcus Sherels, 2013, 22/335.....     | 15.2       |
| David Palmer, 1995, 26/342.....       | 13.2       |
| David Palmer, 1997, 34/444.....       | 13.1       |

**VIKINGS CAREER PUNT RETURN AVERAGE**

|                                 |            |
|---------------------------------|------------|
| <b>PLAYER, RETS/YDS</b> .....   | <b>AVG</b> |
| Mewelde Moore (74/768).....     | 10.4       |
| Marcus Sherels (151/1,517)..... | 10.0       |
| David Palmer (162/1,610).....   | 9.9        |
| Billy Butler (55/545).....      | 9.9        |

**CAREER PUNT RETURN TDs IN VIKINGS HISTORY**

|                     |   |
|---------------------|---|
| Marcus Sherels..... | 3 |
| David Palmer.....   | 2 |
| Mewelde Moore.....  | 2 |

**VIKINGS CAREER PUNT RETURNS OF 50+ YARDS**

|                     |                    |
|---------------------|--------------------|
| <b>PLAYER.....</b>  | <b>50+ RETURNS</b> |
| Marcus Sherels..... | 5                  |
| David Palmer.....   | 4                  |

career INT at Baltimore (12/8)...Had a pair of 8-tackle games during season, at Dallas (11/3) and at Cincinnati (12/22)... Notched 4 tackles at Green Bay (11/24)...Started at RCB for International Series game in London vs. Pittsburgh (9/29)... Stepped in for injured Chris Cook vs. Cleveland (9/22) and tied for team-high with career-best 10 tackles, including 9 solos and led team with 4 passes defended...Had 2 tackles and a TFL vs. Green Bay (10/27) on *Monday Night Football*.

**2012** Handled all punt return duties and tied for team-high in kickoff returns with 16...Ranked 7th in NFC in PR average at 9.0 yards per...Scored 1st career TD on a 77-yard punt return at Detroit (9/30), helping match a Vikings record with a punt return and KO return in the same game when Percy Harvin also scored on a 105-yard KOR TD...The Vikings set an NFL record by posting their 3rd all-time game with a PR TD and KO return TD in the same game in club history...His 77-yard PR TD was the 1st since 2008 for the Vikings and ranks as the 7th-longest PR in team history...Returned 16 kickoffs during the season, tied with Percy Harvin for the team-lead.

**2011** Moved from special teams role to start 3 games as a CB or nickel back as injuries took their toll on the Vikings backfield... Handled all punt return duties and tied for 2nd on team with 16 kickoff returns...Earned 1st career start vs. Arizona (10/9), the

1st win of the season...Notched the Vikings longest punt return of season with 53-yarder vs. Detroit (9/25) and the 3rd-longest kickoff return with a 78-yarder at Carolina (10/30)...Helped Vikings post a team-record 26.9-yard kickoff return average as a team...Started other 2 games of season vs. New Orleans (12/18) and at Washington (12/24)...Notched 1st career sack against Aaron Rodgers vs. Green Bay (10/23).

**2010** Impressed the Vikings coaches enough to earn a spot on the 2010 practice squad...Released on 9/28/10 but was re-signed to the practice squad 10/13/10...Spent a total of 15 weeks on practice squad in 2010...Signed to the Vikings' active roster on 12/31/10 and made his NFL debut in Detroit on 1/2/11...Originally joined Vikings as a rookie free agent.

**COLLEGE** Worked his way from walk-on to full-time starter as a junior and senior at CB for the Gophers...Excelled on special teams during career as a return man and in coverage...Had a pair of INTs as a junior and senior...Notched an 88-yard fumble return as a senior.

**PREP** Earned Honorable Mention All-State as a senior RB at Rochester John Marshall...Standout in basketball.

**SHERELS' NFL TOTALS**

| Year.....          | GP/GS       | Tackles   |           |           | Sacks      | INTs         | PBU       | TFL        | QBH      | FF/FR      | Special Teams |
|--------------------|-------------|-----------|-----------|-----------|------------|--------------|-----------|------------|----------|------------|---------------|
|                    |             | Solo      | Asst.     | Total     |            |              |           |            |          |            |               |
| 2010 (Min).....    | 1/0         | 0         | 0         | 0         | 0.0        | 0            | 0         | 0          | 0        | 0/0        | 0             |
| 2011 (Min).....    | 16/3        | 20        | 4         | 24        | 1.0        | 0            | 3         | 0          | 0        | 0/0        | 6             |
| 2012 (Min).....    | 16/0        | 2         | 3         | 5         | 0.0        | 0            | 2         | 0          | 0        | 0/0        | 6             |
| Playoffs.....      | 1/0         | 0         | 0         | 0         | 0.0        | 0            | 0         | 0          | 0        | 0/0        | 1             |
| 2013 (Min).....    | 16/4        | 39        | 7         | 46        | 0.0        | 1 (0)        | 14        | 2.0        | 0        | 1/0        | 7             |
| 2014 (Min).....    | 16/0        | 0         | 0         | 0         | 0.0        | 0            | 0         | 0          | 0        | 0/0        | 11            |
| 2015 (Min).....    | 16/0        | 1         | 0         | 1         | 0.0        | 0            | 0         | 0          | 0        | 0/0        | 8             |
| Playoffs.....      | 1/0         | 0         | 0         | 0         | 0.0        | 0            | 0         | 0          | 0        | 0/0        | 0             |
| 2016 (Min).....    | 2/0         | 0         | 0         | 0         | 0.0        | 0            | 0         | 0          | 0        | 0/0        | 1             |
| <b>Totals.....</b> | <b>83/7</b> | <b>62</b> | <b>14</b> | <b>76</b> | <b>1.0</b> | <b>1 (0)</b> | <b>19</b> | <b>2.0</b> | <b>0</b> | <b>1/0</b> | <b>39</b>     |
| Playoffs.....      | 2/0         | 0         | 0         | 0         | 0.0        | 0            | 0         | 0          | 0        | 0/0        | 1             |

| Year.....          | PR         | Punt Returns |              |             | Kickoff Returns |          |           |              |             |           |          |
|--------------------|------------|--------------|--------------|-------------|-----------------|----------|-----------|--------------|-------------|-----------|----------|
|                    |            | FC           | Yds          | Avg         | Long            | TD       | KOR       | Yds          | Avg         | Long      | TD       |
| 2011 (Min).....    | 33         | 20           | 277          | 8.4         | 53              | 0        | 16        | 445          | 27.8        | 78        | 0        |
| 2012 (Min).....    | 32         | 27           | 287          | 9.0         | 77t             | 1        | 16        | 422          | 26.4        | 41        | 0        |
| Playoffs.....      | 3          | 5            | 25           | 8.3         | 17              | 0        | 2         | 60           | 30.0        | 37        | 0        |
| 2013 (Min).....    | 22         | 26           | 335          | 15.2        | 86t             | 1        | 0         | 0            | 0.0         | 0         | 0        |
| 2014 (Min).....    | 27         | 26           | 297          | 11.0        | 35              | 0        | 4         | 110          | 27.5        | 46        | 0        |
| 2015 (Min).....    | 34         | 15           | 311          | 9.1         | 65t             | 1        | 2         | 33           | 16.5        | 21        | 0        |
| Playoffs.....      | 2          | 0            | 7            | 3.5         | 10              | 0        | 0         | 0            | 0.0         | 0         | 0        |
| 2016 (Min).....    | 3          | 5            | 10           | 3.3         | 12              | 0        | 0         | 0            | 0.0         | 0         | 0        |
| <b>Totals.....</b> | <b>151</b> | <b>120</b>   | <b>1,517</b> | <b>10.0</b> | <b>86t</b>      | <b>3</b> | <b>38</b> | <b>1,010</b> | <b>26.6</b> | <b>78</b> | <b>0</b> |
| Playoffs.....      | 5          | 5            | 32           | 6.4         | 17              | 0        | 2         | 60           | 30.0        | 37        | 0        |

**SINGLE-GAME CAREER HIGHS**

Punt Returns..... 6..... at Houston, 12/23/12  
Punt Return Yards..... 119..... at NY Giants, 10/21/13  
Long Punt Return..... 86t..... at NY Giants, 10/21/13  
Punt Return TD..... 1..... 3x, last at Chicago, 11/1/15  
Kickoff Returns..... 5..... vs. Denver, 12/4/11  
Kickoff Return Yards..... 124..... vs. Green Bay, 12/30/12  
Long Kickoff Return..... 78..... at Carolina, 10/30/11  
Tackles..... 10..... vs. Cleveland, 9/22/13  
Sack..... 1.0..... vs. Green Bay, 10/23/11  
Tackle For Loss..... 1.0..... 2x, last vs. Green Bay, 10/27/13  
Interception..... 1..... at Baltimore, 12/8/13  
Pass Defended..... 4..... vs. Cleveland, 9/22/13

**SHERELS' TOUCHDOWNS**

**GAME**.....**PLAY**  
@ Detroit, 9/30/12..... 77-yd punt return  
@ NY Giants, 10/21/13..... 86-yd punt return  
@ Chicago, 11/1/15..... 65-yd punt return  
**Total.....** 3 (3 PR)

**SHERELS' SACK**

**GAME**.....**QB**  
vs. Green Bay, 10/23/11..... Aaron Rodgers.....1.0  
**Total.....** 1.0

**SHERELS' INTERCEPTION**

**GAME**.....**QB**  
@ Baltimore, 12/8/13..... Joe Flacco..... 1 (0)  
**Total.....** 1 (0)



# JEREMIAH SIRLES #78

**POSITION:** TACKLE  
**HEIGHT/WEIGHT:** 6-6/315  
**DOB:** 8-8-91  
**HOMETOWN:** LAKEWOOD, CO

**COLLEGE:** NEBRASKA  
**ACQUIRED:** T (SD) '15  
**NFL SEASON:** 3  
**VIKINGS SEASON:** 2

**2016 GP/GS**  
1/0

**Career GP/GS**  
3/1 (2/1-SD, 1/0-MIN)

**Playoffs GP/GS**  
0/0

- Went from undrafted rookie free agent in 2014 to starting by end of his rookie campaign in San Diego.
- Played his senior season at Nebraska as a grad student.

**OFF THE FIELD** Married to Emma during 2016 offseason... Active with charity efforts through Team Jack, Tyson's Treasure Chest and fighting pediatric brain cancer...Earned degree in management in May 2012 from Nebraska and played his senior year as a grad student...Named 2nd-Team Academic All-Big 12 in 2010...Earned 3 spots on Nebraska Scholar-Athlete Honor Roll and 2-time Big 12 Commissioners Honor Roll selection... Named to Nebraska's Brook Berringer Citizenship team in 2012 and 2013...Active in community outreach programs throughout collegiate and pro career.

**PRO** Acquired by Vikings via trade with San Diego on 9/6/15... Did not play in a game for Vikings in 2015, either inactive on game day or dressed but did not play...Moved from practice squad to 53-man roster in San Diego as a rookie in 2014...Played in 2 games and started 1 late in 2014 season...Signed with San Diego as a rookie free agent on 5/31/14.

**2016** Saw 1st action as a Viking at Tennessee (9/11)...Active but did not play vs. Green Bay (9/18).

**2015** Inactive for 14 regular season games and Wild Card playoff matchup...Dressed for the 46-man game day roster but did not play vs. San Diego (9/27) and vs. Kansas City (10/18)... Acquired in trade from San Diego in final roster moves following preseason on 9/6...Went to training camp and through preseason with Chargers.

**2014** Played in 2 games and started 1 in his rookie season... Made 1st career start at Kansas City (12/28) at RG...Filled in

for injured Johnnie Troutman at RG in 3rd quarter of game at San Francisco (12/20) in a 38-35 OT win for the Chargers on a Saturday night CBS national game, capping a furious 21-point comeback win, matching a team record for deficit overcome... Moved from practice squad to 53-man roster and was active but did not play for 3 weeks...Spent opening 11 weeks of season on Chargers practice squad...Released at the end of preseason and signed the following day to practice squad...Joined San Diego originally as a rookie free agent on 5/31, going through training camp and preseason.

**COLLEGE** Started 41 of his 53 career games played...Huskers moved to Big Ten in 2011, his sophomore season...All-Big Ten Honorable Mention as senior and 2nd-Team as a junior... Academic All-Big Ten as a senior...2013 Recipient of Nebraska's Guy Chamberlain Award, honoring the player who contributes to betterment of the University on and off the field...Started opening 8 games of senior year at LT and final 5 at RT...Started every game as a junior for Big Ten's top total offense...Did not start as sophomore after coming off spring shoulder injury... Started every game as redshirt freshman in 2010 at LT for Big 12 North champs...Redshirted in 2009.

**PREP** Earned All-Colorado honors as a junior and senior at Bear Creek High in the Denver suburb of Lakewood...Competed in basketball and track...Helped lead team to state basketball tournament as a senior.

### SIRLES' CAREER GAMES/STARTS

| Year          | GP/GS      |
|---------------|------------|
| 2014 (SD)     | 2/1        |
| 2015 (Min)    | 0/0        |
| Playoffs      | 0/0        |
| 2016 (Min)    | 1/0        |
| <b>Totals</b> | <b>3/1</b> |
| Playoffs      | 0/0        |

## VIKINGS RANK AMONG NFL'S ALL-TIME LEADERS

The Vikings 26 all-time playoff berths and 17 Division titles since the 1970 merger rank among the NFL's all-time leaders with only Pittsburgh and Dallas making more trips to the playoffs than the Vikings and only Pittsburgh, San Francisco and Dallas have more Division titles than the Vikings 17. The Vikings have 397 wins since the 1970 merger, good for 7th in the league in that span and trailing only Dallas (413) and San Francisco (400) in the NFC.

### NFL DIVISION TITLES SINCE THE 1970 MERGER

|                  |           |
|------------------|-----------|
| Pittsburgh       | 21        |
| San Francisco    | 19        |
| Dallas           | 18        |
| <b>Minnesota</b> | <b>17</b> |
| New England      | 17        |

### NFL PLAYOFF BERTHS SINCE THE 1970 MERGER

|                  |           |
|------------------|-----------|
| Pittsburgh       | 28        |
| Dallas           | 27        |
| <b>Minnesota</b> | <b>26</b> |
| San Francisco    | 24        |



## ANDRE SMITH #71

**POSITION:** TACKLE  
**HEIGHT/WEIGHT:** 6-4/325  
**DOB:** 1-25-87  
**HOMETOWN:** BIRMINGHAM, AL

**COLLEGE:** ALABAMA  
**ACQUIRED:** FA '16  
**NFL SEASON:** 8  
**VIKINGS SEASON:** 1

**2016 GP/GS**  
2/2

**Career GP/GS**  
84/75 (82/73-CIN, 2/2-MIN)

**Playoffs GP/GS**  
5/4-CIN

- Joined Vikings as a free agent on 3/18/15, adding another former 1st-round talent to the Vikings offensive line.
- Spent opening 5 seasons of his NFL career with Bengals while Mike Zimmer was Defensive Coordinator for the club.
- Winner of 2008 Outland Trophy as top lineman in college football during his junior season at Alabama.

**OFF THE FIELD** Majored in general studies...Brother, Christian, played WR/DB at Hampton University...Enjoys fishing in his free time...A motorsports enthusiast, enjoys NASCAR and NHRA racing...Is the oldest of 4 children in his family...Family has dealt with fighting breast cancer...Active in community causes that benefit children and the homeless...Was with Bengals when the club was featured on HBO's *Hard Knocks*, a behind-the-scenes look at training camp with an NFL team, during the 2009 and 2013 seasons- both times the club won the AFC North title...Cousin of 2005 Kansas City Chiefs 5th-round draft pick Alphonso Hodge, a DB who played collegiately at Ohio University

**PRO** Joins Vikings in 2016 as free agent with 73 career starts under his belt...Spent opening 7 seasons of NFL career with Cincinnati where he was the #6 overall draft pick in 2009...Teammates in Cincinnati with Vikings CB Terence Newman and LB Emmanuel Lamur...Over the past 5 seasons (2011-15), he has started every game he has played...Part of Bengals AFC North championship teams in 2009, 2013 and 2015...Helped Cincinnati advance to playoffs in 6 of his 7 seasons with the club...Has been part of 10+ win teams 5 times in his 7 seasons...Originally joined Bengals as #6 overall pick in 2009 Draft, the 2nd OT selected in the Draft behind Jason Smith of Baylor going to St. Louis at #2.

**2016** Started his 1st game for the Vikings at Tennessee (9/11) and helped keep QB Shaun Hill unscathed, giving up 0 sacks as a team...Started vs. Green Bay (9/18).

**2015** Started 14 games and the Wild Card Playoff matchup against Pittsburgh...Helped Bengals to 12-4 mark, the best record posted in his 7 seasons in Cincinnati...Missed 2 games at midseason with concussion suffered at Pittsburgh (11/1), inactive for games vs. Cleveland (11/5) and vs. Houston (11/16)...Protected QB Andy Dalton as he posted 106.3 passer rating, was sacked only 20 times in 386 attempts and threw for 25 TDs and 7 INTs...Dalton ranked #2 in the NFL in passer rating behind only Russell Wilson, and his 106.3 was Dalton's career high by 18 points...Bengals running game had 2 RBs with 700+ rushing yards- Jeremy Hill with 794 and Giovanni Bernard with 730, ranking #13 and #18 in the NFL in rushing respectively...Hill tied for the NFL lead with 11 rushing TDs...Helped Dalton throw for career-high 383 yards at Baltimore (9/27)...Team rallied in 4th quarter to score 17 points to erase a 24-7 deficit and racked up 419 total yards vs. Seattle (10/11).

**2014** Started all 9 games he played...Battled injuries in preseason and again throughout the year, landing on injured reserve on 11/25...Bengals went 10-5-1 to finish as AFC North runners-up...Helped team rank #3 in NFL in sacks allowed with only 23...Squad did not allow a sack in the opening 3 games of the season...Did not play in preseason as he came back from concussion but did start season opener...Missed games 9 and

10 on the season with ankle injury, returning to play in 11th game of the year where he suffered a triceps injury...Threw key block on Bernard's 89-yard TD run vs. Carolina (10/12), the 2nd-longest run in team history...Helped Bengals post the #6 rushing offense in the NFL with an average of 134.2 yards per game...Helped Dalton earn Pro Bowl honors.

**2013** Started 15 games in regular season and the Wild Card Playoff contest for the AFC North champions...Helped Dalton to his best statistical season of his career en route to setting team records in passing yards (4,293), passing TDs (33) and post 5 games of 300+ passing yards...Helped lead Cincinnati offense to rank #10 in the NFL in total offense with an average of 368.2 yards per game...Protected Dalton as he found WR A.J. Green for 98 receptions and 1,426 yards with 11 receiving TDs to earn Pro Bowl honors for the 3rd straight season...Green posted 6 games with 100+ receiving yards to set a Bengals record...Helped WR Marvin Jones set a Bengals record with 4 receiving TDs in a game vs. NY Jets (10/27).

**2012** Started all 16 games and Wild Card Playoff...Helped key a rally in the 2nd half of the season that propelled the club to a 10-6 record, bouncing back from a 3-5 start to the season to go 7-1 down the stretch, the only loss a 20-19 nail-biter vs. Dallas (12/9)...The Bengals offense featured Dalton throwing for 3,669 yards and 27 TDs, RB BenJarvus Green-Ellis rushing for 1,094 and Green hauled in 97 passes for 1,350 yards and 11 TDs...Green set a franchise record by scoring at least 1 TD in 9 straight games.

**2011** In his 1st season as a full-time starter, opened all 14 games he played in and started in Wild Card Playoff game...Bengals bounced back from a 4-12 outing in 2010 to go 9-7 and earn Wild Card Playoff berth, finishing 3rd in the AFC North...Started games 1-12 and 15-16, missing 2 games with ankle injury...Team ranked #4 in the NFL for fewest sacks allowed with 25...Helped rookie QB Dalton earn Pro Bowl berth and saw the Bengals offense post a 1,000-yard RB (Cedric Benson-1,067) and 1,000-yard WR (Green-1,057)...Dalton threw for 3,398 yards and 20 TDs in his rookie campaign, despite not being able to spend time with the team during the NFL lockout...Dalton's emergence allowed the Bengals to trade veteran QB Carson Palmer, who had been in a contract holdout...Dalton and Green became the 1st rookie WR/QB duo to each earn Pro Bowl berths in NFL history.


**2010** Earned starting spot at RT in his 2nd season but was sidelined with broken bone in foot, going on injured reserve on 11/13...Team struggled to 4-12 record, including a 10-game losing streak...Benson rushed for 1,111 yards and Terrell Owens led team with 983 yards on 72 catches in Palmer's last season as starting QB for the Bengals.

**2009** Saw action in final 6 games of season and earned 1 start...Earned 1st NFL start at Minnesota (12/13), opening game at RT...Due to injury and contract impasse, did not play in a game until the 11th game of his rookie season...Made NFL debut vs. Cleveland (11/29)...Bengals went 10-6 and won AFC North, advancing to Wild Card Playoffs...Missed most of preseason during contract negotiation and injured foot on 9/1 in his 1st week of practice with the team...Was on roster exemption for season opener vs. Denver (9/13)...Added to regular roster on 9/14 and was inactive for games 2-10...Played in games 11-16...Helped set Bengals playoff record when Benson ran for

**COLLEGE** Regular starter in his 3 seasons for the Tide... Started 38 career games at LT...Consensus All-America as a junior in 2008 and won the Outland Trophy...Shared the SEC's Jacobs Blocking Trophy as the best offensive lineman in the league in 2008...Named 1st-Team All-SEC as a sophomore and junior...Became only 7th Alabama true freshman to start his 1st game in the program and the 4th true freshman OL to start, opening all 13 games in his debut season in 2006...Named to Freshman All-America team...Played under Mike Shula as a freshman before Nick Saban took over program in 2007.

**PREP** Standout at Huffman High in Birmingham...Consensus top-ranked OL in the nation as a senior...Became 1st OL to win Alabama's Mr. Football award...Earned *USA Today* All-America and was selected to US Army All-America Game...Earned All-State honors as a junior and senior and Class 6A Lineman of the Year in 2005

| SMITH'S CAREER GAMES/STARTS |              |
|-----------------------------|--------------|
| Year.....                   | GP/GS        |
| 2009 (Cin).....             | 6/1          |
| <i>Playoffs</i> .....       | 1/0          |
| 2010 (Cin).....             | 7/4          |
| 2011 (Cin).....             | 14/14        |
| <i>Playoffs</i> .....       | 1/1          |
| 2012 (Cin).....             | 16/16        |
| <i>Playoffs</i> .....       | 1/1          |
| 2013 (Cin).....             | 16/15        |
| <i>Playoffs</i> .....       | 1/1          |
| 2014 (Cin).....             | 9/9          |
| <i>Playoffs</i> .....       | 1R           |
| 2015 (Cin).....             | 14/14        |
| <i>Playoffs</i> .....       | 1/1          |
| 2016 (Min).....             | 2/2          |
| <b>Totals</b> .....         | <b>84/75</b> |
| <i>Playoffs</i> .....       | <b>5/4</b>   |



## HARRISON SMITH #22

**POSITION:** FREE SAFETY  
**HEIGHT/WEIGHT:** 6-2/214  
**DOB:** 2-2-89  
**HOMETOWN:** KNOXVILLE, TN

**COLLEGE:** NOTRE DAME  
**ACQUIRED:** D1b (#29) '12  
**NFL SEASON:** 5  
**VIKINGS SEASON:** 5

**2016 GP/GS** 2/2      **Career GP/GS** 55/54      **Playoffs GP/GS** 2/2

#29 overall in 2012 by the Vikings...Became just the 3rd Notre Dame player and 3rd DB chosen by the Vikings in the 1st round in team history.

- Named to **Pro Bowl** in 2015 for 1st time in his career.
- Earned **All-Rookie** honors in 2012 and tied for Vikings rookie record with a pair of INT return TDs on the season.
- Set Vikings record in 2015 with his 4th career INT return TD, returning 4 of his 12 INTs for scores in his 4 NFL seasons.

**OFF THE FIELD** Graduated with a management-entrepreneurship degree in 2011 and was enrolled in graduate studies program during his senior season...His aunt, Elaine Hendrix, is an actress and has appeared in such films and shows as *Friends*, *NCIS*, and *The Parent Trap*...Active with hospital visits to the U of M Masonic Children's Hospital and assisted with the Greenway Gridiron Gallop 5k race on Father's Day... Hosts annual Kickin' It With Harrison kickball event at Vikings Winter Park headquarters that welcomes participants from Big Brothers Big Sisters of the Twin Cities, an organization he supports year round.

**HONORS** Named to **Pro Bowl** in 2015...Named **All-Rookie** in 2012 by *Pro Football Weekly*/PFWA and National Football Post...Voted by teammates as **Vikings Children's Fund Rookie of the Year** in 2012.

**PRO** Signed contract extension in 2016 offseason...Garnered 1st career **Pro Bowl** berth following 2015 season...Set Vikings record by returning his 4th career INT TD vs. NY Giants (12/27/15), breaking old mark of 3 shared by 8 players...Ranks 5th in team history for career sacks by a DB with 5.5...Ranks 6th in Vikings history with 276 career INT return yards...Led the team in tackles and interceptions in 2014...Tied for 3rd in the NFL with 5 INTs and 2nd in INT return yards with 150 in 2014...Only player in the NFL in 2014 with at least 3 sacks and 3 INTs...Career-long INT return at St. Louis (9/7/14) when taking an Austin Davis pass 81 yards for a TD...4 career INT return TDs is Vikings franchise record...His 3 INT returns of 50+ yards is a Vikings record...5 INTs in 2014 is most by a Vikings safety since Darren Sharper snagged 9 in 2005...Earned **All-Rookie** honors in 2012...Tied Vikings rookie record with 2 INT return TDs on the season and was 1 shy of the team record for a season...Returned 2 of his opening 3 NFL INTs for TDs...Became 1st Vikings rookie safety to start all 16 games in a season...Selected

**2016** Had 9 tackles (6 solo), 1 TFL and 1 pass defended at Tennessee (9/11), the 1st game in his home state since high school...Had INT called back after a roughing the passer penalty at Tennessee (9/11)...Tallied 8 tackles vs. Green Bay (9/18).

**2015** Named to **Pro Bowl** for 1st time in his career...Key part of Vikings defense that set the tone for NFC North Champions, ranking #5 in the NFL in scoring defense and jumped to #12 in the NFL in passing defense, #13 in total defense...Set Vikings record with 4th career INT return TD on his 12th career pick...Snared INTs off both Peyton and Eli Manning during the season...Started all 13 regular season games he played and Wild Card Playoff...Missed 3 games with injury...Sacked Matthew Stafford at Detroit (10/25) and shared sack of Aaron Rodgers at Green Bay (1/3/16) with DT Tom Johnson...Notched season-high 11 tackles vs. San Diego (9/27) and had season-high 8 solo stops vs. San Diego (9/27) and at Oakland (11/15).

**2014** Led the team with a career-high 5 INTs, that ranked tied for 3rd in the NFL and tied for 2nd in the NFC...His 150 INT return yards was 2nd best in the NFL...Led the team in tackles for the 1st time in his career...Career highs in tackles (120), solo tackles (82), sacks (3.0), TFLs (4.0) and INTs (5)...Was the only player in the NFL to have at least 3 INTs and 3 sacks...His 5 INTs were the most by a Vikings safety since Darren Sharper had 9 in 2005...Played a major role in improving the Vikings pass defense from 31st in 2013 to 7th in 2014...Career-long INT return for a TD Week 1 at St. Louis (9/7) when taking back an Austin Davis pass 81 yards for a TD, 9th longest INT return in team history...He is tied for the franchise record with 3 INTs returned for TD...His 3 INT returns of 50+ yards is a team record...Set a career-high in tackles vs. New England (9/14) with 13...His 2 TFLs vs. Carolina (11/30) was a career-high...3 passes defended against Drew Brees at New Orleans (9/21) was a career-high...Started all 16 games.

**2013** Averaged over 8 tackles per game, notching 66 in 8 games played...Returned to the field for the final 3 games of regular season, coming back vs. Philadelphia (12/15) in upset win over playoff-bound Eagles...Vikings went 2-1 in final 3 games of season...Missed 8 games as he recovered from injury

yet finished 5th on team in tackles...Suffered injured toe vs. Carolina (10/13) and was placed on injured reserve for recall... Grabbed 2nd INT in consecutive games vs. Cleveland (9/22)... Snagged 1st INT of season at Chicago (10/15) when he picked off Jay Cutler...Started season opener at Detroit (9/8) and led DBs with 10 tackles...Intercepted multiple passes (2) for the 2nd time in his career, finishing 2nd on the team.

**2012** Impact rookie had record-setting debut...Started all 16 games and Wild Card playoff game...Tied Vikings rookie record with 2 INT-return TDs and was 1 shy of overall club record for a season...Ranked tied for 3rd in NFL with pair of INT-return scores and ranked 2nd among NFL rookies...Led all NFL safeties with 2 INTs return TDs...Ranked 2nd on team with 129 tackles and led team with 87 yards on INT returns while matching the team-high with 3 INTs...Set Vikings record with 16 starts by a rookie safety, passing previous high of 14 by Chuck Lamson in 1962...Ranks 3rd in INT return yards by a Vikings rookie...Had 10+ tackles in 5 games on the season and season-high 12 stops at Green Bay (12/2) and at St. Louis (12/16)...Notched lone sack at Houston (12/23), catching Matt Schaub.

**SMITH'S NFL TOTALS**

| Year.....             | GP/GS        | Tackles    |            |            | Sacks      | INTs            | PBU       | TFL         | QBH       | FF/FR      | Special Teams |
|-----------------------|--------------|------------|------------|------------|------------|-----------------|-----------|-------------|-----------|------------|---------------|
|                       |              | Solo       | Asst.      | Total      |            |                 |           |             |           |            |               |
| 2012 (Min).....       | 16/16        | 79         | 50         | 129        | 1.0        | 3 (87)          | 13        | 2.0         | 5         | 1/1        | 9             |
| Playoffs.....         | 1/1          | 7          | 1          | 8          | 0.0        | 0               | 0         | 2.0         | 0         | 0/0        | 0             |
| 2013 (Min).....       | 8/7          | 50         | 16         | 66         | 0.0        | 2 (4)           | 3         | 2.0         | 0         | 1/1        | 5             |
| 2014 (Min).....       | 16/16        | 82         | 38         | 120        | 3.0        | 5 (150)         | 9         | 4.0         | 3         | 1/0        | 1             |
| 2015 (Min).....       | 13/13        | 56         | 31         | 87         | 1.5        | 2 (35)          | 2         | 3.0         | 6         | 1/0        | 0             |
| Playoffs.....         | 1/1          | 3          | 1          | 4          | 0.0        | 0               | 1         | 1.0         | 0         | 0/0        | 0             |
| 2016 (Min).....       | 2/2          | 11         | 6          | 17         | 0.0        | 0               | 1         | 1.0         | 0         | 0/0        | 0             |
| <b>Totals .....</b>   | <b>55/54</b> | <b>278</b> | <b>141</b> | <b>419</b> | <b>5.5</b> | <b>12 (276)</b> | <b>28</b> | <b>12.0</b> | <b>14</b> | <b>4/2</b> | <b>15</b>     |
| <b>Playoffs .....</b> | <b>2/2</b>   | <b>10</b>  | <b>2</b>   | <b>12</b>  | <b>0.0</b> | <b>0</b>        | <b>1</b>  | <b>3.0</b>  | <b>0</b>  | <b>0/0</b> | <b>0</b>      |

**SINGLE-GAME CAREER HIGHS**

Tackles..... 13 .....vs. New England, 9/14/14  
 Solo Tackles..... 10 .....2x, last vs. Washington, 11/2/14  
 Interception..... 1 .....12x, last vs. NY Giants, 12/27/15  
 Long INT Return..... 81t .....at St. Louis, 9/7/14  
 INT Return TDs..... 1 .....4x, last vs. NY Giants, 12/27/15  
 Sack..... 1.0 .....5x, last at Detroit, 10/25/15  
 Tackles For Loss..... 2.0 .....vs. Carolina, 11/30/14  
 QB Hurries..... 4 .....at Houston, 12/23/12  
 Passes Defensed..... 3 .....2x, last at New Orleans, 9/21/14  
 Forced Fumble..... 1 .....4x, last vs. Detroit, 9/20/15  
 Fumble Recovery..... 1 .....2x, last at Detroit, 9/8/13

**COLLEGE** Started in 47 of his 51 collegiate contests...Is the only player in Irish history to register more than 200 tackles (309), 15 TFLs (18.5) and 15 pass breakups (28) in a career...Was the lone captain of the 2011 Fighting Irish, an honor that has only been bestowed on 4 players at Notre Dame in the past 40 years...Split time at Notre Dame at outside linebacker and safety...Made 15 starts at LB before making the full-time switch to safety 6 games into the 2009 season...Started final 38 games...Ranks 2nd in ND history with 28 career pass breakups...Is 9th all-time with 309 career tackles...Had 3 INTs vs. Miami in 2010 Sun Bowl, setting ND single-game record.

**PREP** Named the Gatorade Player of the Year in Tennessee in 2006...Attended Knoxville Catholic High School...Honored as 2006 American General Tennessee Mr. Football Back of the Year after rushing for 1,340 yards and 19 TDs...Named 2006 Tennessee Class 3A All-State DB...East Tennessee HS Player of the Year in 2007...Earned Tennessee Class 3A 1st-team All-State honors as a junior...Played basketball.



Harrison Smith hosts an annual "Kickin' it with Harrison" kickball game at the team's Winter Park facility for the Twin Cities chapter of the Big Brothers Big Sisters program. The event brings smiles to young people and those a little older who provide mentorship and friendship for their "little" brothers and sisters.

**SMITH'S TOUCHDOWNS**

| <b>GAME</b>             | <b>PLAY</b>       |
|-------------------------|-------------------|
| vs. Arizona, 10/21/12   | 31 INT return     |
| vs. Chicago, 12/9/12    | 56 INT return     |
| @ St. Louis, 9/7/14     | 81 INT return     |
| vs. NY Giants, 12/27/15 | 35 INT return     |
| <b>Total</b>            | <b>4 (4 INTs)</b> |

**SMITH'S INTERCEPTIONS**

| <b>GAME</b>             | <b>QB</b>      | <b>INT (Yds)</b> |
|-------------------------|----------------|------------------|
| vs. Arizona, 10/21/12   | John Skelton   | 1 (31t)          |
| @ Green Bay, 12/2/12    | Aaron Rodgers  | 1 (0)            |
| vs. Chicago, 12/9/12    | Jay Cutler     | 1 (56t)          |
| @ Chicago, 9/15/13      | Jay Cutler     | 1 (0)            |
| vs. Cleveland, 9/22/13  | Brian Hoyer    | 1 (4)            |
| @ St. Louis, 9/7/14     | Austin Davis   | 1 (81t)          |
| vs. Atlanta, 9/28/14    | Matt Ryan      | 1 (1)            |
| @ Green Bay, 10/2/14    | Matt Flynn     | 1 (5)            |
| @ Chicago, 11/16/14     | Jay Cutler     | 1 (52)           |
| @ Miami, 12/21/14       | Ryan Tannehill | 1 (11)           |
| @ Denver, 10/4/15       | Peyton Manning | 1 (0)            |
| vs. NY Giants, 12/27/15 | Eli Manning    | 1 (35t)          |
| <b>Total</b>            |                | <b>12 (276)</b>  |

**SMITH'S SACKS**

| <b>GAME</b>                | <b>QB</b>        | <b>SACK</b> |
|----------------------------|------------------|-------------|
| @ Houston, 12/23/12        | Matt Schaub      | 1.0         |
| @ St. Louis, 9/7/14        | Austin Davis     | 1.0         |
| vs. Carolina, 11/30/14     | Cam Newton       | 1.0         |
| vs. New York Jets, 12/7/14 | Geno Smith       | 1.0         |
| @ Detroit, 10/25/15        | Matthew Stafford | 1.0         |
| @ Green Bay, 1/3/16        | Aaron Rodgers    | 0.5         |
| <b>Total</b>               |                  | <b>5.5</b>  |

**BACKFIELD TO THE FRONT**

Harrison Smith was the 3rd DB drafted in the 1st round in Vikings history and is the 2nd-highest drafted safety.

**VIKINGS ALL-TIME 1ST ROUND PICK DEFENSIVE BACKS**

| <b>PLAYER, SCHOOL</b>                      | <b>YEAR, PICK</b> |
|--|-------------------|
| Joey Browner, S, USC                       | 1983, #19         |
| Dewayne Washington, CB, North Carolina St. | 1994, #18         |
| <b>Harrison Smith, S, Notre Dame</b>       | <b>2012, #29</b>  |
| Xavier Rhodes, CB, Florida State           | 2013, #25         |
| Trae Waynes, CB, Michigan State            | 2015, #11         |

**HARASSIN' SMITH**

Safety Harrison Smith set a Vikings record with his 4th career INT return TD, snapping the mark of 3 that was shared by 8 players. Smith's nose for the end zone has made him one of the top big-play defenders in the NFL since he entered the league in 2012. Smith is part of a defensive backfield that features 5 former 1st-round draft picks in 2016, a talented group with experience playing together.

**VIKINGS CAREER INTERCEPTIONS RETURNED FOR TDs**

| <b>PLAYER</b>         | <b>TDs/INTs</b> |
|-----------------------|-----------------|
| <b>Harrison Smith</b> | <b>4/12</b>     |
| Darren Sharper        | 3/18            |
| Jimmy Hitchcock       | 3/9             |
| Dewayne Washington    | 3/10            |
| Audray McMillian      | 3/19            |
| Joey Browner          | 3/37            |
| Bobby Bryant          | 3/51            |
| Ed Sharockman         | 3/40            |
| Rip Hawkins           | 3/12            |

**VIKINGS SEASON INTERCEPTIONS RETURNED FOR TDs**

| <b>PLAYER, YEAR</b>         | <b>TDs</b> |
|-----------------------------|------------|
| Jimmy Hitchcock, 1998       | 3          |
| Darren Sharper, 2005        | 2          |
| Carl Lee, 1988              | 2          |
| Dewayne Washington, 1994    | 2          |
| Anthony Parker, 1994        | 2          |
| Audray McMillian, 1992      | 2          |
| <b>Harrison Smith, 2012</b> | <b>2</b>   |

**VIKINGS CAREER INT RETURNS OF 50+ YARDS**

| <b>PLAYER, YEARS</b>           | <b>50+ RETURNS</b>      |
|--------------------------------|-------------------------|
| <b>Harrison Smith, 2012-15</b> | <b>3 (56t, 81t, 52)</b> |
| Charlie West, 1968-73          | 3 (89, 54, 50)          |

**VIKINGS CAREER INT RETURN YARDS**

| <b>PLAYER</b>         | <b>YARDS</b> |
|-----------------------|--------------|
| Paul Krause           | 852          |
| Ed Sharockman         | 804          |
| Bobby Bryant          | 749          |
| Joey Browner          | 465          |
| Darren Sharper        | 359          |
| <b>Harrison Smith</b> | <b>276</b>   |


**VIKINGS SINGLE-SEASON SACKS BY DEFENSIVE BACKS**

| <b>PLAYER, YEAR</b>         | <b>SACKS</b> |
|-----------------------------|--------------|
| Robert Griffith, 1999       | 4            |
| <b>Harrison Smith, 2014</b> | <b>3</b>     |
| Brian Williams, 2003        | 3            |
| Joey Browner, 1990          | 3            |
| Tommy Hannon, 1979          | 3            |

**VIKINGS CAREER SACKS BY DEFENSIVE BACKS**

| <b>PLAYER</b>         | <b>SACKS</b> |
|-----------------------|--------------|
| Joey Browner          | 9.5          |
| Robert Griffith       | 7.5          |
| Karl Kassulke         | 7.5          |
| Antoine Winfield      | 6.5          |
| <b>Harrison Smith</b> | <b>5.5</b>   |





## JOEL STAVE #2

**POSITION:** QUARTERBACK  
**HEIGHT/WEIGHT:** 6-5/230  
**DOB:** 5-16-92  
**HOMETOWN:** GREENFIELD, WI

**COLLEGE:** WISCONSIN  
**ACQUIRED:** UDFA '16  
**NFL SEASON:** R  
**VIKINGS SEASON:** R

**2016 GP/GS**

PS

**Career GP/GS**

O/O

**Playoffs GP/GS**

O/O

- Joined the Vikings practice squad on 9/4/16 after being released during final cuts
- Finished with a 31-10 record as a starter, making him Wisconsin's all-time winningest QB, and his .756 win percentage ranks No. 3 among UW quarterbacks.

**OFF THE FIELD** Graduated in December 2015 with a degree in civil engineering...Academic All-Big Ten selection in all 4 years at Wisconsin...Graduated high school with only 1 scholarship offer to Western Michigan and a walk-on invitation to Wisconsin...Joins CB Trae Waynes as the only Wisconsin natives on the Vikings roster.

**PRO** Signed as an UDFA following the 2016 NFL Draft...Signed to the Vikings practice squad on 9/4/16.

**2016** Joined the Vikings practice squad on 9/4/16 after being released during final cuts.

**COLLEGE** Started 41 games, 3rd most by a QB in school history...First QB in Wisconsin program history to post a 4-0 record against an opponent, doing so against Purdue, Illinois and Minnesota...Went 22-6 (.786) as a starter in Big Ten games, setting school records for wins and winning percentage in conference games...Threw for 7,635 yards and 48 touchdowns, ranking 2nd in school history in both categories. He also finished career ranked No. 2 in passing attempts (1,031) and completions (613) and No. 4 in completion percentage (59.5%) at UW...Named the 2015 Holiday Bowl Offensive MVP for leading Badgers to 23-21 win over USC on Dec. 30, completing 18 of 27 passes for 217 yards and a touchdown.

**PREP** Attended Whitnall High School (WI) near Milwaukee, where he threw for 5,094 yards and 41 TDs and had 12 rushing TDs...As a senior, earned 1st-team all-state honors by the WFCFA and honorable mention all-state by Associated Press. Was also tabbed as unanimous conference player of the year.

## DUNGY, FAVRE ENTER PRO FOOTBALL HALL OF FAME

A pair of 2016 Pro Football Hall of Fame inductees have strong Vikings ties and earn their busts in the hallowed ground of Canton, Ohio on August 6. The following night, the 2016 NFL season will kick off with the Hall of Fame game between the clubs that Dungy and Favre are most recognized with- Indianapolis and Green Bay.

Tony Dungy has a long history with Minnesota, beginning as a QB for the Golden Gophers from 1973-76 and eventually on to serving as Defensive Coordinator for the Vikings from 1992-95. The 1993 Vikings ranked #1 in total defense and the 1994 squad finished #1 in rush defense during Dungy's tenure. Dungy was tabbed by Tampa Bay to take over as head coach in 1996 after he had solidified his reputation as an innovative coach with great leadership skills during his 4 seasons with the Vikings. Dungy would go on to lead the Buccaneers out of decades of futility to make them a contender and later lead Indianapolis to the Super Bowl XLI crown. Dungy inherited a Tampa Bay club that had suffered 10+ losses in 12 of the previous 13 seasons before his arrival in 1996. In his 6 seasons with the Bucs he took the club to the playoffs 4 times. He went on to coach Indianapolis from 2002-08, winning 12+ games in each of his final 6 seasons and became the 1st African-American head coach to win a Super Bowl. His combined regular season and playoff record as a head coach was 148-79.

Brett Favre built his Hall of Fame career with the Vikings fierce Division rival Packers from 1992-2007 but played one of his finest seasons with the Vikings in 2009. The ironman of QBs, Favre played in 299 consecutive games and re-wrote the NFL record book during his career. He was a 3-time NFL MVP (1995, '96, '97), played in a pair of Super Bowls and won the title in Super Bowl XXXI to cap the 1996 campaign. An 11-time Pro Bowler, he played 20 seasons in the NFL with Atlanta, Green Bay, NY jets and Vikings. Favre had 71,838 yards, 508 TDs, had 62 games over 300 yards and had a 186-112 record as a starter in the regular season. Favre's 107.2 passer rating in 2009 with the Vikings was the highest of his career and he threw his 500th career TD pass with the Vikings in 2010.





# SHAMAR STEPHEN #93

**POSITION:** DEFENSIVE TACKLE  
**HEIGHT/WEIGHT:** 6-5/310  
**DOB:** 2-25-91  
**HOMETOWN:** WESTBURY, N.Y.

**COLLEGE:** CONNECTICUT  
**ACQUIRED:** D7a (#220) '14  
**NFL SEASON:** 3  
**VIKINGS SEASON:** 3

**2016 GP/GS**  
2/2

**Career GP/GS**  
23/5

**Playoffs GP/GS**  
0/0

- Played in all 16 games as a rookie and started 3 as a rookie.
- Notched 51 tackles, 2nd only to LB Anthony Barr among Vikings rookie defenders in 2014.

**OFF THE FIELD** Received bachelor's degrees in economics and sociology...Father served in US Air Force...Participates in many Vikings community outreach efforts...Surname pronounced STEF-an.

**PRO** Saw action in all 16 games and started 3 during rookie season...Drafted in the 7th round (#220 overall) in the 2014 NFL Draft...The 1st player from UConn drafted by the Vikings since RB Vince Clements (1971)...First of 3 Vikings 7th-round selections in 2014...One of the Vikings 7 defensive selections in 2014.

**2016** Made his 4th career start at Tennessee Titans (9/11) and had 1 tackle...Started and had 5 tackles and a fumble recovery vs Green Bay (9/18).

**2015** Saw action in 5 games before being sidelined with toe injury that placed him on injured reserve...Played in each of opening 5 games of the season...Recovered 1st career fumble vs. Detroit (9/20), scooping up a Theo Riddick fumble forced by Harrison Smith...Had season-best 2 tackles vs. San Diego (9/27) in season-high 20 defensive snaps.

**2014** Only 1st-round LB Anthony Barr was more productive among Vikings rookie defenders...Played in all 16 games, the only Vikings rookie to do so, and started 3 times...Had a tackle in every game...Started 2nd career game vs. Carolina (11/30) and notched career-best 10 tackles, with 5 solo stops...Had

season-high 4 QB hurries at Miami (12/21)...Played in season opener at St. Louis (9/7) and notched 2 tackles...Had 3 tackles and a QB hurry vs. New England (9/14)...Had season-high 4 tackles at New Orleans (9/21)...Matched season-high with 4 tackles vs. Detroit (10/12)...Made 1st career start vs. Green Bay (11/23), replacing Shariff Floyd at DT against the Packers, matching his career-best with 4 tackles in the game...Started vs. NY Jets (12/7) and had 4 tackles with a QB hurry...Posted 2 tackles at Detroit (12/14).

**COLLEGE** Started 30-of-46 games, including the final 22 games...Named 2nd-Team All-American Athletic Conference after recording 60 tackles, 3 sacks and 10 TFLs as a senior... Named Team MVP for 2013 season after being named Team Captain heading into the campaign...Participated in the 2014 Senior Bowl...Started final 10 games of 2012 season after missing the first 2 due to an injury...Registered 26 tackles, 4 passes defended and 2 TFLs as a junior...Earned Honorable Mention Freshman All-American honors as a redshirt freshman in 2010, recording 27 tackles, 4 TFLs and 2.0 sacks...Helped UConn to an 8-5 record and a berth in the Tostitos Fiesta Bowl in 2010... Named Defensive Scout Team Player of the Week during redshirt season in 2009...Faced Teddy Bridgewater 3 times during collegiate career, finishing with a 1-2 record.

**PREP** Two-sport standout at Long Island Lutheran (Brookville, NY) High School, playing football and basketball...Earned All-American Lutheran Team honors after guiding school to 7-2 record as a senior...Finished final prep year with 57 tackles, 12.0 sacks and 2 blocked kicks...Played one season of basketball with current Detroit Pistons player Tobias Harris.

## STEPHEN'S NFL TOTALS

| Year.....          | GP/GS       | Tackles   |           |           | Sacks      | INTs     | PBU      | TFL        | QBH      | FF/FR      | Special  | Teams |
|--------------------|-------------|-----------|-----------|-----------|------------|----------|----------|------------|----------|------------|----------|-------|
|                    |             | Solo      | Asst.     | Total     |            |          |          |            |          |            |          |       |
| 2014 (Min).....    | 16/3        | 28        | 23        | 51        | 0.0        | 0        | 0        | 0.0        | 7        | 0/0        | 0        |       |
| 2015 (Min).....    | 5/0         | 1         | 3         | 4         | 0.0        | 0        | 0        | 0.0        | 0        | 0/1        | 0        |       |
| 2016 (Min).....    | 2/2         | 4         | 2         | 6         | 0.0        | 0        | 0        | 0.0        | 0        | 0/1        | 0        |       |
| <b>Totals.....</b> | <b>23/5</b> | <b>33</b> | <b>28</b> | <b>61</b> | <b>0.0</b> | <b>0</b> | <b>0</b> | <b>0.0</b> | <b>7</b> | <b>0/2</b> | <b>0</b> |       |

## SINGLE-GAME CAREER HIGHS

Tackles.....10..... vs. Carolina, 11/30/14  
Solo Tackles.....5..... vs. Carolina, 11/30/14  
QB Hurries .....4..... at Miami, 12/21/14  
Fumble Recovery.....1..... vs. Detroit, 9/20/15



# ADAM THIELEN #19

**POSITION:** WIDE RECEIVER  
**HEIGHT/WEIGHT:** 6-2/200  
**DOB:** 8-22-90  
**HOMETOWN:** DETROIT LAKES, MN

**COLLEGE:** MINNESOTA STATE  
**ACQUIRED:** UDFA '13  
**NFL SEASON:** 3  
**VIKINGS SEASON:** 3

**2016 GP/GS**  
2/1

**Career GP/GS**  
34/5

**Playoffs GP/GS**  
1/0

- Named the **NFC Special Teams Player of the Week** for his performance against Carolina (11/30/14).

- 1st NFL TD came by way of a blocked punt returned for a score.
- Played collegiate football at Minnesota State, the annual site of Vikings training camp.

**OFF THE FIELD** Majored in management and earned bachelor's degree from MSU...Married to college sweetheart Caitlin in May of 2015...Joins Carter Bykowski (Eden Prairie), Isaac Fruechte (Caledonia), C.J. Ham (Duluth), Brian Leonhardt (Spring Lake Park), Marcus Sherels (Rochester) and Terrell Sinkfield (Minnnetonka) as Minnesotans on the Vikings roster in 2016...Avid golfer, spent time golfing in Arizona in the offseason...A Detroit Lakes, MN native, was a 4-sport standout athlete in HS for the Lakers (football, basketball, baseball, golf)...Helped his team to a state championship on the golf course...Active in Vikings community relations efforts including work with the Humane Society with his wife, as well as attending the annual Vikings Arctic Blast in Thief River Falls and Winterfest in Duluth...Hosts youth football camps in the Twin Cities and his hometown Detroit Lakes...Opened a gym, *ETS Elite Thielen* during the 2016 offseason in Lakeville, MN, just south of the Twin Cities.

**HONORS** 2015 Vikings Special Teams Player of the Year...**NFC Special Teams Player of the Week** vs. Carolina (11/30/14).

**PRO** Played in all 16 games for the Vikings during the 2014 and 2015 campaigns, including starts vs. NY Giants (12/27/2015), vs. Chicago (12/20/2015), at Buffalo (10/19/14) and at New Orleans (9/21/14)...Named Vikings **Vikings Special Teams Player of the Year**...Earned **NFC Special Teams Player of the Week** honors after scoring his first NFL TD against the Carolina Panthers (11/30/14), blocking a Brad Nortman punt and returning it 30 yards for a TD...Became the 4th player to block a punt and return it for a TD in Vikings history...Hauled in his 1st receiving TD week 17 against Chicago (12/28/14), a 44-yard pass from Teddy Bridgewater, marking the game's only TD...Continued to develop throughout 2013 season and spent all 16 weeks on Vikings practice squad...Earned invitation to continue with team following 2013 Vikings rookie camp and earned rookie free agent contract...Competed in scouting regional in Chicago and Dallas that led to his invite to the Vikings rookie camp in 2013.

**2016** Significant contributor on offense and all phases of special teams...Tied for the team lead with 2 special teams tackles and caught 4 passes for 54 yards at Tennessee (9/11)...Caught 4 passes for 41 yards vs Green Bay (9/18).

**2015** Took over leadership role on special teams and played in every phase...Honored as **Vikings Special Teams Player of the Year**...Ranked tied for 2nd in special teams tackles with 10...Notched 1st career rushing attempts, posting best offensive day in regular season finale at Green Bay (1/3/16) when the Vikings clinched NFC North title at Lambeau Field, wrestling the crown away from the Packers after a 4-year run as champs...Ran for 67 yards on 2 carries, with a long of 41 on a fake punt, at Green Bay and added a 16-yard catch, ranking tied for 2nd in Vikings history for rushing yards in a game by a WR with the effort...Hauled in career-high 6 passes for 70 yards at eventual Super Bowl champions Denver (10/4)...Had season-long 30-yard catch at Detroit (10/25)...Posted 1st career rushing

attempt at Oakland (11/15) for a 14-yard gain.

**2014** Earned a spot on the 53-man roster to start the 2014 campaign...Made NFL debut at St. Louis (9/7)...A special teams ace, finished tied for 2nd in special teams tackles, totaling 12 on the season...Named **NFC Special Teams Player of the Week** after blocking a punt against Carolina (11/30) and returning it 30 yards to paydirt, at the time was the longest blocked punt returned for a TD in team history, a record that was broken in the same game by DE Everson Griffen...1st NFL reception came at Green Bay (10/2), led the team in receiving that game finishing with 4 receptions for 57 yards...Recorded 1st NFL receiving TD Week 17 vs. the Bears (12/28), a 44-yard strike from QB Teddy Bridgewater, marking the game's only TD.

**2013** Earned practice squad position throughout entire season...Saw preseason action with Vikings at WR and on special teams...Was signed on 5/6 to rookie free agent contract following Vikings rookie camp when unsigned rookies are invited to practice with draft choices and rookie free agent signings to showcase their ability...Released on 8/31 and signed on 9/1 to the Vikings practice squad for the remainder of the season.

**COLLEGE** Started 37 of his 46 career games at Minnesota State...Ended college career ranked #2 in school history in receptions (198), 3rd in receiving yards (2,802), 3rd in receiving TDs (20), 3rd in punt return yards (582) and 3rd in punt returns (57)...Had 74 receptions for 1,176 yards and 8 TDs as a senior...Named 1st-Team All-Northern Sun Conference South Division as a senior and 2nd-Team as a junior...Helped lead the Mavericks to a 13-1 record and a national semi-final berth as a senior...7th MSU Alumni to play in the NFL, joining Bob Bruer (1979-80 with San Francisco; 1980-83 with Minnesota) and Tywan Mitchell (2000-01 with Arizona) as the only 3 former Mavericks to play in a non-lockout NFL regular season.

**PREP** 4-sport standout at Detroit Lakes High in northern Minnesota, competing in football, basketball, golf and baseball...Helped team to a 9-1 mark as a senior and named All-State...Member of Lakers state champs golf team...Played basketball for the Lakers and considered playing collegiality.

## CAN'T FIGHT THIS THIELEN ANYMORE

Adam Thielen has shown a knack for making big plays in big situations during his Vikings career. He has excelled on special teams, receiving and rushing the ball.

### LONGEST RUSHES BY VIKINGS WRs

| PLAYER, GAME                                     | YARDS |
|--|-------|
| Cordarrelle Patterson, at St. Louis, 9/7/14..... | 102   |
| Adam Thielen, at Green Bay, 1/3/16.....          | 67    |
| Percy Harvin, at Kansas City, 10/2/11.....       | 67    |

### LONGEST VIKINGS FAKE PUNTS

| PLAYER, GAME                                   | YARDS |
|--|-------|
| Andrew Sendejo, at Chicago, 9/7/14.....        | 48    |
| Bobby Walden, vs. San Francisco, 10/30/66..... | 45    |
| Adam Thielen, at Green Bay, 1/3/16.....        | 41    |

### LONGEST BLOCKED PUNT RETURN TDs BY VIKINGS

| PLAYER, GAME                                 | YARDS |
|--|-------|
| Everson Griffen, vs. Carolina, 11/30/14..... | 43t   |
| Adam Thielen, vs. Carolina, 11/30/14.....    | 30t   |
| Nate Allen, vs. NY Giants, 10/17/76.....     | 28t   |

**THIELEN'S NFL TOTALS**

| Year         | GP/GS       | RUSHING  |           |             |           |          | RECEIVING |            |             |            |          |           |
|--------------|-------------|----------|-----------|-------------|-----------|----------|-----------|------------|-------------|------------|----------|-----------|
|              |             | No.      | Yds.      | Avg.        | Lg        | TD       | No.       | Yds.       | Avg.        | Lg         | TD       | STT       |
| 2014 (Min)   | 16/2        | 0        | 0         | 0.0         | 0         | 0        | 8         | 137        | 17.1        | 44t        | 1        | 12        |
| 2015 (Min)   | 16/2        | 4        | 89        | 22.3        | 41        | 0        | 12        | 144        | 12.0        | 30         | 0        | 10        |
| Playoffs     | 1/0         | 0        | 0         | 0.0         | 0         | 0        | 0         | 0          | 0.0         | 0          | 0        | 0         |
| 2016 (Min)   | 2/1         | 0        | 0         | 0.0         | 0         | 0        | 8         | 95         | 11.9        | 21         | 0        | 2         |
| <b>Total</b> | <b>34/5</b> | <b>4</b> | <b>89</b> | <b>22.3</b> | <b>41</b> | <b>0</b> | <b>28</b> | <b>376</b> | <b>13.4</b> | <b>44t</b> | <b>1</b> | <b>24</b> |
| Playoffs     | 1/0         | 0        | 0         | 0.0         | 0         | 0        | 0         | 0          | 0.0         | 0          | 0        | 0         |

**SINGLE-GAME CAREER HIGHS**

Receptions..... 6..... at Denver, 10/4/15  
 Receiving Yards .....70..... at Denver, 10/4/15  
 Long Reception .....44t..... vs. Chicago, 12/28/14  
 TD Receptions .....1..... vs. Chicago, 12/28/14  
 Rushes.....2..... at Green Bay, 1/3/16  
 Rushing Yards .....67..... at Green Bay, 1/3/16  
 Long Rush .....41..... at Green Bay, 1/3/16  
 Special Teams Tackles .....3..... at Chicago, 11/16/14  
 Blocked Punt Return .....1..... vs. Carolina, 11/30/14  
 Long Blocked Punt Return...30t... vs. Carolina, 11/30/14  
 Kickoff Return.....1..... 2x, last vs. Green Bay, 11/23/14  
 Long Kickoff Return .....21..... vs. Green Bay, 11/23/14

**THIELEN'S TOUCHDOWNS**

| GAME                   | PLAY                          |
|------------------------|-------------------------------|
| vs. Carolina, 11/30/14 | 30-yard blocked punt return   |
| vs. Chicago, 12/28/14  | 44-yard catch                 |
| <b>Total</b>           | <b>2 (1 BPR, 1 receiving)</b> |

**THIELEN'S CAREER GAME-BY-GAME (\*-starts)**

| RECEIVING     |                    |          |            |             |            | RECEIVING |               |                   |          |           |             |           |          |
|---------------|--------------------|----------|------------|-------------|------------|-----------|---------------|-------------------|----------|-----------|-------------|-----------|----------|
| 2014          | MINNESOTA          | No.      | Yards      | Avg.        | Long       | TD        | 2016          | MINNESOTA         | No.      | Yards     | Avg.        | Long      | TD       |
| 9/7           | @ St. Louis        | 0        | 0          | 0           | 0          | 0         | 9/11          | @ Tennessee       | 4        | 54        | 13.5        | 21        | 0        |
| 9/14          | New England        | 0        | 0          | 0           | 0          | 0         | 9/18          | vs. Green Bay     | 4        | 41        | 10.3        | 15        | 0        |
| 9/21          | @ New Orleans*     | 0        | 0          | 0           | 0          | 0         | 9/25          | @ Carolina        |          |           |             |           |          |
| 9/28          | Atlanta            | 0        | 0          | 0           | 0          | 0         | 10/3          | vs. NY Giants     |          |           |             |           |          |
| 10/2          | @ Green Bay        | 4        | 57         | 14.3        | 17         | 0         | 10/9          | vs. Houston       |          |           |             |           |          |
| 10/12         | Detroit            | 0        | 0          | 0           | 0          | 0         | 10/23         | @ Philadelphia    |          |           |             |           |          |
| 10/19         | @ Buffalo*         | 0        | 0          | 0           | 0          | 0         | 10/31         | @ Chicago         |          |           |             |           |          |
| 10/26         | @ Tampa Bay        | 0        | 0          | 0           | 0          | 0         | 11/6          | vs. Detroit       |          |           |             |           |          |
| 11/2          | vs. Washington     | 0        | 0          | 0           | 0          | 0         | 11/13         | @ Washington      |          |           |             |           |          |
| 11/16         | @ Chicago          | 0        | 0          | 0           | 0          | 0         | 11/20         | vs. Arizona       |          |           |             |           |          |
| 11/23         | vs. Green Bay      | 0        | 0          | 0           | 0          | 0         | 11/24         | @ Detroit         |          |           |             |           |          |
| 11/30         | vs. Carolina       | 0        | 0          | 0           | 0          | 0         | 12/1          | vs. Dallas        |          |           |             |           |          |
| 12/7          | vs. New York Jets  | 0        | 0          | 0           | 0          | 0         | 12/11         | @ Jacksonville    |          |           |             |           |          |
| 12/14         | @ Detroit          | 0        | 0          | 0           | 0          | 0         | 12/18         | vs. Indianapolis  |          |           |             |           |          |
| 12/21         | @ Miami            | 1        | 12         | 12.0        | 12         | 0         | 12/24         | @ Green Bay       |          |           |             |           |          |
| 12/28         | vs. Chicago        | 3        | 68         | 22.6        | 44t        | 1         | 1/1/17        | vs. Chicago*      |          |           |             |           |          |
| <b>Totals</b> | <b>GP/GS: 16/2</b> | <b>8</b> | <b>137</b> | <b>17.1</b> | <b>44t</b> | <b>1</b>  | <b>Totals</b> | <b>GP/GS: 2/1</b> | <b>8</b> | <b>95</b> | <b>11.9</b> | <b>21</b> | <b>0</b> |

| RECEIVING     |                    |           |            |             |           | RUSHING  |          |           |             |           |          |
|---------------|--------------------|-----------|------------|-------------|-----------|----------|----------|-----------|-------------|-----------|----------|
| 2015          | MINNESOTA          | No.       | Yards      | Avg.        | Long      | TD       | Att.     | Yards     | Avg.        | Long      | TD       |
| 9/14          | @ San Francisco    | 0         | 0          | 0.0         | 0         | 0        | 0        | 0         | 0.0         | 0         | 0        |
| 9/20          | Detroit            | 0         | 0          | 0.0         | 0         | 0        | 0        | 0         | 0.0         | 0         | 0        |
| 9/27          | vs. San Diego      | 2         | 16         | 8.0         | 11        | 0        | 0        | 0         | 0.0         | 0         | 0        |
| 10/4          | at Denver          | 6         | 70         | 11.7        | 18        | 0        | 0        | 0         | 0.0         | 0         | 0        |
| 10/18         | vs. Kansas City    | 0         | 0          | 0.0         | 0         | 0        | 0        | 0         | 0.0         | 0         | 0        |
| 10/25         | @ Detroit          | 1         | 30         | 30.0        | 30        | 0        | 0        | 0         | 0.0         | 0         | 0        |
| 11/1          | @ Chicago          | 0         | 0          | 0.0         | 0         | 0        | 0        | 0         | 0.0         | 0         | 0        |
| 11/8          | vs. St. Louis      | 0         | 0          | 0.0         | 0         | 0        | 0        | 0         | 0.0         | 0         | 0        |
| 11/15         | @ Oakland          | 0         | 0          | 0.0         | 0         | 0        | 1        | 14        | 14.0        | 14        | 0        |
| 11/22         | vs. Green Bay      | 0         | 0          | 0.0         | 0         | 0        | 0        | 0         | 0.0         | 0         | 0        |
| 11/29         | @ Atlanta          | 0         | 0          | 0.0         | 0         | 0        | 0        | 0         | 0.0         | 0         | 0        |
| 12/6          | vs. Seattle        | 0         | 0          | 0.0         | 0         | 0        | 0        | 0         | 0.0         | 0         | 0        |
| 12/10         | @ Arizona          | 1         | 7          | 7.0         | 7         | 0        | 0        | 0         | 0.0         | 0         | 0        |
| 12/20         | vs. Chicago*       | 0         | 0          | 0.0         | 0         | 0        | 1        | 8         | 8.0         | 8         | 0        |
| 12/27         | vs. NY Giants*     | 1         | 5          | 5.0         | 5         | 0        | 0        | 0         | 0.0         | 0         | 0        |
| 1/3/16        | @ Green Bay        | 1         | 16         | 16.0        | 16        | 0        | 2        | 67        | 33.5        | 41        | 0        |
| <b>Totals</b> | <b>GP/GS: 16/2</b> | <b>12</b> | <b>144</b> | <b>12.0</b> | <b>30</b> | <b>0</b> | <b>4</b> | <b>89</b> | <b>22.3</b> | <b>41</b> | <b>0</b> |

**PLAYOFFS**

|         |             |   |   |     |   |   |   |   |     |   |   |
|---------|-------------|---|---|-----|---|---|---|---|-----|---|---|
| 1/10/16 | vs. Seattle | 0 | 0 | 0.0 | 0 | 0 | 0 | 0 | 0.0 | 0 | 0 |
|---------|-------------|---|---|-----|---|---|---|---|-----|---|---|



## JUSTIN TRATTOU #94

**POSITION:** DEFENSIVE END  
**HEIGHT/WEIGHT:** 6-4/258  
**DOB:** 8-28-88  
**HOMETOWN:** RAMSEY, N.J.

**COLLEGE:** FLORIDA  
**ACQUIRED:** FA '13  
**NFL SEASON:** 5  
**VIKINGS SEASON:** 3

### 2016 GP/GS

2/0

### Career GP/GS

23/0 (11/0-NYG, 12/0-MIN)

### Playoffs GP/GS

1/0

- Tied Vikings record for a DL with 2 INTs in a season in 2015.
- Achieved the rare feat of winning a HS national title (2009 USA Today and National Prep Ranking), a collegiate national title and a Super Bowl victory.

### OFF THE FIELD

Earned degree in sports management at Florida...Twice named to SEC's academic honor roll at UF...Attended Don Bosco Prep with NFL QB Matt Simms, the son of former NY Giants QB Phil Simms...Was teammates with linemate Sharrif Floyd at Florida...A member of the Super Bowl XLVI champion NY Giants with fellow defensive lineman, Linnal Joseph...Grandfather, Frank Casella, was combat wounded WWII veteran in Europe and went on to drive a cab in NYC for decades after.

### PRO

Played in 5 games with Vikings in 2015, his most with the club...Tied for 2nd on team with 2 INTs on 2015 season and matched a Vikings record by a defensive lineman with 2 INTs in a season...Spent the opening 13 weeks of the 2014 campaign on the Vikings practice squad before joining the active roster for the final 4 contests...Assisted in 1 tackle against NY Jets (12/7/14)...Recorded 2 QBH on Matthew Stafford and the Lions (12/14/14)...Originally joined Vikings during Week 6 of 2013 as a free agent as Vikings prepared to play Carolina...Played in opening 5 games of 2013 season with Giants...Posted 4 ST tackles and 1 defensive tackle in his 11 games with New York...Spent 2012 on Giants injured reserve...Saw time in 6 games as a rookie free agent with the Super Bowl XLVI-champion Giants...Originally joined Giants as a rookie free agent on 7/28/11.

### 2016

Appeared in Week 1 game at Tennessee (9/11) and Week 2 vs. Green Bay (9/18).

### 2015

Saw action in 5 games, including playing in the final 3 regular season games and the Wild Card Playoff matchup vs. Seattle (1/10/16)...Tied for 2nd on team with 2 INTs, leading all Vikings linemen, snaring picks vs. Detroit (9/20) and vs. Chicago (12/20)...Returned 1st career INT off Matthew Stafford vs. Detroit (9/20) for 11 yards...Took INT off Jay Cutler vs. Chicago (12/20) back 3 yards...Tied Vikings record for a defensive lineman with 2 INTs in a season.

### TRATTOU'S NFL TOTALS

| Year            | GP/GS           | Solo     | Asst.    | Total    | Sacks      | INTs          | PBU      | TFL      | QBH      | FF/FR      | STT      |
|-----------------|-----------------|----------|----------|----------|------------|---------------|----------|----------|----------|------------|----------|
| 2011 (NYG)      | 6/0             | 0        | 1        | 1        | 0.0        | 0             | 0        | 0        | 0        | 0/0        | 1        |
| 2012 (NYG)      | INJURED RESERVE |          |          |          |            |               |          |          |          |            |          |
| 2013 (NYG)      | 5/0             | 0        | 0        | 0        | 0.0        | 0             | 0        | 0        | 0        | 0/0        | 3        |
| (Min)           | 1/0             | 0        | 0        | 0        | 0.0        | 0             | 0        | 0        | 0        | 0/0        | 1        |
| 2014 (Min)      | 4/0             | 1        | 1        | 2        | 0.0        | 0             | 0        | 0        | 2        | 0/0        | 1        |
| 2015 (Min)      | 5/0             | 0        | 1        | 1        | 0.0        | 2 (14)        | 2        | 0        | 1        | 0/0        | 2        |
| Playoffs        | 1/0             | 0        | 0        | 0        | 0.0        | 0             | 0        | 0        | 0        | 0/0        | 0        |
| 2016 (Min)      | 2/0             | 0        | 0        | 0        | 0.0        | 0             | 0        | 0        | 1        | 0/0        | 0        |
| <b>Totals</b>   | <b>23/0</b>     | <b>1</b> | <b>3</b> | <b>4</b> | <b>0.0</b> | <b>2 (14)</b> | <b>2</b> | <b>0</b> | <b>4</b> | <b>0/0</b> | <b>8</b> |
| <b>Playoffs</b> | <b>1/0</b>      | <b>0</b> | <b>0</b> | <b>0</b> | <b>0.0</b> | <b>0</b>      | <b>0</b> | <b>0</b> | <b>0</b> | <b>0/0</b> | <b>0</b> |

### SINGLE-GAME CAREER HIGHS

Tackles.....1..... 4x, last vs. Detroit, 9/20/15  
 Interception.....1..... 2x, last vs. Chicago, 12/20/15  
 QB Hurries.....2..... at Detroit, 12/14/14  
 Special Teams Tackles.....3..... vs. Denver, 9/15/13

**2014** Spent a majority of the 2014 campaign on the Vikings practice squad before being promoted to the 53-man roster on 12/6 for the final 4 games of the season...Was cut on 8/30 and added to the practice squad on 8/31...Recorded 1 assisted tackle in his season debut vs. NYJ (12/7)...Posted 1 solo tackle and 2 QBH at Detroit (12/14)...Added a special teams tackle at Miami (12/21).

**2013** Saw action in 1st game with Vikings vs. Detroit (12/29) in the final game played at Mall of America Field...Saw time in the opening 5 games of the season for NY Giants...Notched 3 special teams stops vs. Denver (9/15)...Waived by Giants on 10/8 and signed by Vikings on 10/9...Inactive for a pair of games with Vikings vs. Carolina (10/13) and at NY Giants (10/21)...Spent 6 weeks on Vikings practice squad, moving to 53-man roster for game at Cincinnati (12/22) where he was inactive...Played in opening 5 games of season with Giants...Went to training camp and competed in preseason with NY Giants.

**2012** Placed on injured reserve after suffering ankle injury during preseason...Waived/injured on 8/16 and placed on injured reserve on 8/31.

**2011** Saw time in 6 games as a rookie...Inactive for all 4 playoff games as team ran to Super Bowl XLVI title over New England...Played in 1st NFL game in season opener at Washington (9/11) and notched a tackle...Notched special teams stop vs. Washington (12/18).

### COLLEGE

Started 31 of 52 career games played at UF...Served as a team captain as a senior...Helped Gators to the 2008 BCS National Championship over Oklahoma...Started all 13 games as a senior and ranked 4th on team with 57 tackles and led team with 12.0 tackles for loss...Scored on a 35-yard INT return against South Florida in 2010.

### PREP

Helped Don Bosco Prep to a 12-0 mark and state title as a senior...Part of team that went to state championship game as a junior...Ranked #4 prospect in New Jersey as a senior...Played in US Army All-America game.

### TRATTOU'S INTERCEPTIONS

|                       |                  |                  |
|-----------------------|------------------|------------------|
| <b>GAME</b>           | <b>QB</b>        | <b>INT (Yds)</b> |
| vs. Detroit, 9/20/15  | Matthew Stafford | 1 (11)           |
| vs. Chicago, 12/20/15 | Jay Cutler       | 1 (3)            |
| <b>Total</b>          |                  | <b>2 (14)</b>    |



# LAQUON TREADWELL #11

**POSITION:** WIDE RECEIVER  
**HEIGHT/WEIGHT:** 6-2/215  
**DOB:** 6-14-95  
**HOMETOWN:** CRETE, IL

**COLLEGE:** MISSISSIPPI  
**ACQUIRED:** D1 (#23) '16  
**NFL SEASON:** R  
**VIKINGS SEASON:** R

**2016 GP/GS**  
0/0

**Career GP/GS**  
0/0

**Playoffs GP/GS**  
0/0

• Holds 12 University of Mississippi records, including single-season receptions (82), single-season receiving yards (1,153), single-season receiving TDs (11) and career catches (202).

• The 1st Ole Miss WR drafted in the 1st round in school history and the 2nd Mississippi player drafted in 1st round by Vikings.

• Led the SEC with 11 receiving TDs and 1,153 yards in 2015.

**OFF THE FIELD** Hosted his 1st football camp before the 2016 NFL Draft in Oxford, MS, with the proceeds providing scholarships to low-income and underprivileged players...Stayed up until 2 a.m. following his Sugar Bowl victory, his final collegiate game, to sign autographs for every kid and fan at team hotel...Spoke at 3 Chicago-area schools: Crete-Monee, Balmoral Elementary and Cottage Grove Upper Grade Center prior to the NFL Draft to encourage and thank the students...Close with his mother, Tami, who raised him along with 3 brothers and 2 sisters...Has a daughter, Madison, who attended the NFL Draft in his hometown of Chicago and went on stage with him when selected...Enjoys fishing and cooking and would like to start his own business.

**PRO** Selected with the 23rd pick in the 2016 NFL draft...Declared for the NFL draft as a junior...Was the 2nd of 3 Ole Miss players to be selected in the 1st round of 2016...4th WR chosen in the 1st round of 2016... 1st Mississippi WR drafted in the 1st round in school history...Formed a bond with Vikings 2nd-year WR Stefon Diggs, who offered guidance and support leading up to the NFL Draft.

**2016** Was active but did not play at Tennessee (9/11)...Played 2 snaps on offense vs. Green Bay (9/18).

**COLLEGE** Appeared in 35 games, making 31 starts during his Mississippi career...Caught at least 2 passes in all 35 games... Had career highs in receptions (82), receiving yards (1,153) and TDs (11) as a junior...Biletnikoff Award finalist for best WR in the nation...All-American honors from multiple national outlets...All-SEC 1st-Team as voted on by the coaches...Midseason Comeback Player of the Year award from ESPN.com...Led SEC with 1,153 receiving yards and 2nd with 82 receptions...6 games with 100+ yards and 6-consecutive games with 1+ TD, both are single-season school records...Caught 5 passes for 80 yards and 1 TD while winning at #2 Alabama (9/19)...Career highs in receptions (14) and receiving yards (144) at #22 Memphis (10/17)

and threw a 68-yard TD pass...Shined in the Sugar Bowl victory over Oklahoma State with 6 catches for 71 yards and a career-high 3 TDs...All-SEC 2nd-Team as a sophomore after having his season cut short due to a severe leg/ankle injury...Played in 9 games with 8 starts while totaling 48 receptions, 632 receiving yards and 5 TDs...Appeared in 13 games, making 12 starts at slot receiver as a true freshman...Named SEC Freshman of the Year by league coaches... 1st player in school history to win the award...1st-Team freshman All-American by 3 national outlets...Established freshman records at Ole Miss in receptions (72), receiving yards (608) and TDs (5). The 72 catches were 2nd most in team history at the time

**PREP** Led Crete-Monee to its 1st-ever Illinois Class 6A state title...All-American selection by numerous national outlets...#1 WR prospect by various recruiting websites...Named Illinois Male Athlete of the Year by the NWI Times along with Chicago Player of the Year...1st-Team All-State as a junior and senior... As a senior, produced 81 catches for 1,424 yards and 16 TDs while rushing for 257 yards and 7 TDs while adding 56 tackles and 6 INTs on defense...Played DE and compiled 45 tackles, 10 TFLs and 8.0 sacks as a junior...Recorded 75 catches for 1,391 yards and 18 TDs...Also played basketball at Crete-Monee.

### TREADWELL'S CAREER GAME-BY-GAME (\*-starts)

| 2016                       | MINNESOTA        | RECEIVING |          |            |          |          |          |          |          |
|----------------------------|------------------|-----------|----------|------------|----------|----------|----------|----------|----------|
|                            |                  | No.       | Yards    | Avg.       | Long     | TD       |          |          |          |
| 9/11                       | @ Tennessee      |           |          |            |          |          |          |          |          |
| DID NOT PLAY               |                  |           |          |            |          |          |          |          |          |
| 9/18                       | vs. Green Bay    | 0         | 0        | 0.0        | 0        | 0        |          |          |          |
| 9/25                       | @ Carolina       |           |          |            |          |          |          |          |          |
| 10/3                       | vs. NY Giants    |           |          |            |          |          |          |          |          |
| 10/9                       | vs. Houston      |           |          |            |          |          |          |          |          |
| 10/23                      | @ Philadelphia   |           |          |            |          |          |          |          |          |
| 10/31                      | @ Chicago        |           |          |            |          |          |          |          |          |
| 11/6                       | vs. Detroit      |           |          |            |          |          |          |          |          |
| 11/13                      | @ Washington     |           |          |            |          |          |          |          |          |
| 11/20                      | vs. Arizona      |           |          |            |          |          |          |          |          |
| 11/24                      | @ Detroit        |           |          |            |          |          |          |          |          |
| 12/1                       | vs. Dallas       |           |          |            |          |          |          |          |          |
| 12/11                      | @ Jacksonville   |           |          |            |          |          |          |          |          |
| 12/18                      | vs. Indianapolis |           |          |            |          |          |          |          |          |
| 12/24                      | @ Green Bay      |           |          |            |          |          |          |          |          |
| 1/1/17                     | vs. Chicago      |           |          |            |          |          |          |          |          |
| <b>Totals (GP/GS: 1/0)</b> |                  | <b>0</b>  | <b>0</b> | <b>0.0</b> | <b>0</b> | <b>0</b> | <b>0</b> | <b>0</b> | <b>0</b> |



## BLAIR WALSH #3

**POSITION:** KICKER  
**HEIGHT/WEIGHT:** 5-10/170  
**DOB:** 1-80-90  
**HOMETOWN:** BOCA RATON, FL

**COLLEGE:** GEORGIA  
**ACQUIRED:** D6 (#175) '12  
**NFL SEASON:** 5  
**VIKINGS SEASON:** 5

**2016 GP/GS**  
2/0

**Career GP/GS**  
66/0

**Playoffs GP/GS**  
2/0

- Had best debut season by a kicker in NFL history, setting League record with 10 FGs of 50+ in a season and 3 of 50+ in a game, matching Vikings record for longest FG with a 56-yarder and setting team record with 53 touchbacks on kickoffs.

- Holds the team record for most touchbacks with 195, breaking Fred Cox's record of 133.

- Led NFL with 34 FGs made in 2015.

- Earned 1st-Team AP All-Pro and Pro Bowl honors as a rookie.

- Has connected on 24 FGs of 50+ yards, the most in Vikings history, setting an NFL record by starting his career 12-of-12 from 50+.

**OFF THE FIELD** Majored in speech communication...Avid golfer...Sister is currently a golfer at University of Miami... Brother played soccer at Harvard...Started a teen volunteer program with his brother called "Hospice and Home Care"...Enjoys surfing...Joins P Jeff Locke in weekly visits to the Children's Hospital...Was the Vikings hunger relief spokesman in 2013 and joined UnitedHealthcare Volunteers at the annual Food Packing Party at Second Harvest Heartland...Partnered with the Midwest Dairy Council's Fuel Up To Play 60 campaign by helping at the "It Starts with Breakfast" at John Glenn Middle School in Maplewood...Traveled to Sioux Falls, SD during the 2014 and 2015 offseasons to help promote Fuel Up To Play 60.

**HONORS** 2012 Pro Bowl honoree...Named 2012 1st-Team All-Pro by Associated Press, Pro Football Weekly/PFWA... Named NFC Special Teams Player of the Week vs. Jacksonville (9/9/12), vs. St. Louis (12/16/12), vs. Green Bay (12/30/12) and vs. NY Giants (12/27/15)...NFC Special Teams Player of the Month in December 2012.

### BLAIR ON A TEAR

Blair Walsh has connected on 5 game-winning kicks in his 4-year Vikings career, 3 of those in OT. Walsh's name is climbing throughout the Vikings record book.

#### VIKINGS CAREER GAME WINNING FGs IN OT

| PLAYER        | OT WINNERS |
|---------------|------------|
| Blair Walsh   | 3          |
| Ryan Longwell | 2          |
| Fuad Reveiz   | 2          |
| Benny Ricardo | 2          |

#### VIKINGS FGs IN A SEASON

| PLAYER, SEASON      | FGs |
|---------------------|-----|
| Blair Walsh, 2012   | 35  |
| Gary Anderson, 1998 | 35  |
| Blair Walsh, 2015   | 34  |
| Fuad Reveiz, 1994   | 34  |

#### VIKINGS CAREER FGs MADE

| PLAYER            | FGs |
|-------------------|-----|
| Fred Cox          | 282 |
| Ryan Longwell     | 135 |
| Fuad Reveiz       | 133 |
| Blair Walsh, 2012 | 125 |

#### VIKINGS CAREER FG PERCENTAGE

| PLAYER        | FC% (FG/FGA)   |
|---------------|----------------|
| Ryan Longwell | 86.0 (135/157) |
| Blair Walsh   | 84.5 (125/148) |

**PRO** Prolific kicker in his opening 4 seasons has made his mark on NFL and team record books...Set NFL single-season record with 10 FGs of 50+, breaking old record of 8 in a season held by Jason Hanson (2008) and Morten Andersen (1995)...Tied NFL record with 3 FGs of 50+ in a game at St. Louis (12/16/12)...Tied Vikings career-long with a 56-yd FG at Houston (12/23/12)...Has connected on 24 career 50+ yard FGs, the most in Vikings history, setting an NFL record by starting his career 12-of-12 from 50+...Has 197 career touchbacks, the most in Vikings history... Led NFL in 2015 with 34 FGs made...Set Vikings single-season touchbacks record with 53 as a rookie in 2012, FGs by a rookie with 35, rookie scoring with 141 points, tied FGs in a season with 35 and is 2nd in team history for season scoring with 141 points...Set NFL record for rookie FG percentage at 92.1 (35/38)...Finished season 2nd in NFL history for rookie scoring with 141 points, trailing Kevin Butler's 144 in 1985...Selected in 6th Round (#175 overall) in 2012...The 6th kicker ever drafted by the Vikings and the 1st since 1978...The 3rd kicker selected in the 2012 NFL Draft.

**2016** Went 4-for-6 on FGs at Tennessee (9/11), including his 24th career 50+ yard FG...Connected on his lone FG attempt from 46 yards vs Green Bay (9/18).

**2015** Led NFL with 34 FGs made on the season...Notched 135 points, the 3rd-highest point total in Vikings history, trailing Gary Anderson's team-record 165 in 1998 and his own 141 points as a rookie in 2012...Hit 6-of-8 FGs of 50+ yards on the season... Tied career-high with 5 FGs in a game at Detroit (10/25) and vs. NY Giants (12/27)...Had a pair of games with 2 FGs of 50+ yards, at Detroit (10/25) hitting from 53 and 51 and vs. NY Giants (12/27), making kicks of 52 and 53...Set career-high with 18 points vs. NY Giants (12/27), making 5 FGs and 3 PATs...Made season-long 54 yard FG at Arizona (12/15)...Kicked season-high 5 PATs vs. Chicago (12/20).

**2014** Finished 10th in the NFC in scoring with 107 points... Moved into 5th place in team history for points by a kicker with 369, surpassing Rick Danmeier's 364...Made 26-of-35 FG attempts (74.3%)...Booted a season-best 6 touchbacks at New Orleans (9/21) and vs. Atlanta (9/28)...Finished 6th in the NFL in touchback percentage (64.0%), tallying 48 TBs on 75 KOs... Connected on 29-of-29 PATs...Made multiple FGs in 9 games, including a season-high 4 FGs against Atlanta (9/28)...Sent the game to OT against TB in an eventual Vikings win as time expired with a 38-yard FG...Established the team's all-time record for most touchbacks booting his 134th against Carolina (11/30) surpassing Fred Cox's 133...Attempted the longest FG in Vikings history, a 68-yarder to win the game at Detroit (12/14), the kick fell short.

**2013** Tied career-best with 7 touchbacks vs. Philadelphia (12/15)...Missed 1 FG from under 50 yards on the season, a 44-yarder at Wembley Stadium vs. Pittsburgh (9/29)...In consecutive games at Green Bay (11/24) and vs. Chicago (12/1), played a key role in a pair of overtime games...Kicked 3rd career game-winner vs. Chicago (12/1), winning the game with a 34-yarder in the 23-20 win after knotting the game at 20-20 with a 30-yard FG with :20 left in the game...Went season-high 6-of-6 on PATs in 48-30 win over playoff-bound Philadelphia

(12/15), setting the franchise record for most offensive points scored in the Metrodome...Hit 4-of-4 FGs, including a 35-yarder in OT to tie game at Green Bay (11/24) that ended in a 26-26 deadlock for the Vikings 1st tie since 1978...Notched season-best 14 points in game at Green Bay (11/24)...Connected on 50th career FG at Seattle (11/17), booting a 45-yarder to reach the milestone...Scored 10 points in Vikings win vs. Washington (11/7) on *Thursday Night Football*...Missed 1st PAT of career at Dallas (11/3)...Set NFL record with 12th consecutive 50+ FG and set Vikings record when he connected on a 54-yarder at Wembley Stadium during International Series game vs. Pittsburgh (9/29)...Tied Vikings record with 11th career 50+ FG in season opener at Detroit (9/8) when he connected on a 52-yard FG and notched 5 touchbacks...Had season-high 3-of-3 FG at Chicago (9/15).

**2012** Posted best rookie kicking debut in NFL history and re-wrote Vikings record book...Earned **1st-Team AP All-Pro** and **Pro Bowl** honors...Tabbed as **NFC Special Teams Player of the Week** 3 times during season...In 1st career game, kicked 55-yard FG to tie opener vs. Jacksonville (9/9) and send game to OT, then kicking game-winner in OT from 38 yards out...Set

Vikings and NFL record with 10 FGs of 50+ yards on the season...Set team record with 53 touchbacks on kickoffs...Set club rookie record with 141 points and ranked 2nd in team single-season scoring...Tied Vikings record and led NFL in 2012 with 35 FGs made...Tied team record for longest FG with 56-yarder at Houston (12/23)...Tied for 3rd in Vikings history with 5 FGs made at St. Louis (12/16).

**COLLEGE** Named to Georgia's Team of the Decade...Set NCAA record with at least 1 FG in 45 games...His 412 points is a Georgia and SEC record and is also ranked 2nd in NCAA history...Holds Georgia record with 184 career PATs...Set school record for consecutive PATS made when he made the opening 119 of his career...Against Coastal Carolina in 2011, made a career-long 56-yard FG...Appeared in the 2011 East-West Shrine Game...Semifinalist for the Lou Groza Award in 2010...Named All-SEC 1st Team by conference's coaches in 2010.

**PREP** Attended Cardinals Gibbons High School in Boca Raton, FL...*USA Today* All-USA 1st-Team Offense...Named Class AAA 2007 All-State 2nd-Team offense...Appeared in 2008 U.S. Army All-American Bowl...Made 14-of-20 FGs, including 2 from 59 yards and 30-of-31 PATs as a senior.

**WALSH'S NFL TOTALS**

**SCORING**

| Year          | GP        | FG         | FGA        | Pct         | Lg        | Blk      | XP         | XPA        | Pct         | Blk      | Pts        |
|---------------|-----------|------------|------------|-------------|-----------|----------|------------|------------|-------------|----------|------------|
| 2012 (Min)    | 16        | 35         | 38         | 92.1        | 56        | 0        | 36         | 36         | 100.0       | 1        | 141        |
| Playoffs      | 1         | 1          | 1          | 100.0       | 33        | 0        | 1          | 1          | 100.0       | 0        | 4          |
| 2013 (Min)    | 16        | 26         | 30         | 86.7        | 54        | 0        | 43         | 44         | 97.7        | 0        | 121        |
| 2014 (Min)    | 16        | 26         | 35         | 74.3        | 55        | 2        | 29         | 29         | 100.0       | 0        | 107        |
| 2015 (Min)    | 16        | 34         | 39         | 87.2        | 54        | 1        | 32         | 36         | 88.8        | 0        | 135        |
| Playoffs      | 1         | 3          | 4          | 75.0        | 47        | 0        | 0          | 0          | 0.0         | 0        | 9          |
| 2016 (Min)    | 2         | 5          | 7          | 71.4        | 50        | 0        | 3          | 4          | 75.0        | 0        | 18         |
| <b>Totals</b> | <b>66</b> | <b>126</b> | <b>149</b> | <b>84.6</b> | <b>56</b> | <b>3</b> | <b>144</b> | <b>150</b> | <b>96.0</b> | <b>1</b> | <b>522</b> |
| Playoffs      | 2         | 4          | 5          | 80.0        | 47        | 0        | 1          | 1          | 100.0       | 0        | 13         |

**FIELD GOALS**

| Year          | 1-19       | Pct          | 20-29        | Pct         | 30-39        | Pct         | 40-49        | Pct         | 50+          | Pct         |
|---------------|------------|--------------|--------------|-------------|--------------|-------------|--------------|-------------|--------------|-------------|
| 2012 (Min)    | 0/0        | 0.0          | 10/10        | 100.0       | 8/9          | 88.8        | 7/9          | 77.7        | 10/10        | 100.0       |
| Playoffs      | 0/0        | 0.0          | 0/0          | 0.0         | 1/1          | 100.0       | 0/0          | 0.0         | 0/0          | 0.0         |
| 2013 (Min)    | 0/0        | 0.0          | 7/7          | 100.0       | 12/12        | 100.0       | 5/6          | 83.3        | 2/5          | 40.0        |
| 2014 (Min)    | 2/2        | 100.0        | 4/5          | 80.0        | 8/10         | 80.0        | 7/9          | 77.7        | 5/9          | 55.6        |
| 2015 (Min)    | 0/0        | 0.0          | 9/9          | 100.0       | 13/15        | 86.6        | 6/7          | 85.7        | 6/8          | 75.0        |
| Playoffs      | 0/0        | 0.0          | 1/2          | 50.0        | 0/0          | 0.0         | 2/2          | 100.0       | 0/0          | 0.0         |
| 2016 (Min)    | 0/0        | 0.0          | 0/0          | 0.0         | 2/3          | 66.6        | 2/2          | 100.0       | 1/2          | 50.0        |
| <b>Totals</b> | <b>2/2</b> | <b>100.0</b> | <b>30/31</b> | <b>96.7</b> | <b>43/49</b> | <b>87.8</b> | <b>27/33</b> | <b>81.8</b> | <b>24/34</b> | <b>70.6</b> |
| Playoffs      | 0/0        | 0.0          | 1/2          | 50.0        | 1/1          | 1.00        | 2/2          | 100.0       | 0/0          | 0.0         |

**SINGLE-GAME CAREER HIGHS**

FG Attempts .....6..... at Tennessee, 9/11/16  
 FG Made .....5..... at St. Louis, 12/16/12; at Detroit, 10/25/15; vs. NY Giants, 12/27/15  
 Long FG .....56..... at Houston, 12/23/12  
 PAT Attempts .....6..... vs. Philadelphia, 12/15/13  
 PAT Made .....6..... vs. Philadelphia, 12/15/13  
 Kickoff Touchbacks .....7..... at Washington, 10/14/12; vs. Philadelphia, 12/15/13  
 Points .....18..... at St. Louis, 12/16/12; vs. NY Giants, 12/27/15

| LONGEST FGs IN VIKINGS HISTORY         |    |
|--|----|
| PLAYER, GAME (*rookie)                 | FG |
| Blair Walsh*, at Houston, 12/23/12     | 56 |
| Paul Edinger, vs. Green Bay, 10/23/05  | 56 |
| Blair Walsh*, vs. Jacksonville, 9/9/12 | 55 |
| Blair Walsh*, at Seattle, 11/4/12      | 55 |
| Blair Walsh, vs. Atlanta, 9/28/14      | 55 |
| Blair Walsh, at Buffalo, 10/19/14      | 55 |
| Ryan Longwell, at Chicago, 10/14/07    | 55 |

| SINGLE-SEASON SCORING IN VIKINGS HISTORY |        |
|--|--------|
| PLAYER, SEASON (*rookie)                 | POINTS |
| Gary Anderson, 1998                      | 164    |
| Blair Walsh*, 2012                       | 141    |
| Blair Walsh, 2015                        | 135    |
| Ryan Longwell, 2009                      | 132    |
| Fuad Reveiz, 1994                        | 132    |
| Chuck Foreman (RB), 1975                 | 132    |
| Ryan Longwell, 2008                      | 127    |



**VIKINGS ALL-TIME SCORING BY KICKERS**

| PLAYER                      | TD | 2 PT. | PAT | FG  | TOTAL |
|-----------------------------|----|-------|-----|-----|-------|
| 1. Cox, Fred (1963-77)      | —  | —     | 519 | 282 | 1,365 |
| 2. Longwell, Ryan (2006-11) | —  | —     | 228 | 135 | 633   |
| 3. Reveiz, Fuad (1990-95)   | —  | —     | 199 | 133 | 598   |
| 4. Anderson, Gary (1998-02) | —  | —     | 215 | 109 | 542   |
| 5. Walsh, Blair (2012-)     | —  | —     | 142 | 126 | 522   |

**SINGLE-GAME SCORING IN VIKINGS HISTORY**

| PLAYER, GAME                            | POINTS            |
|---|-------------------|
| Chuck Foreman, at Buffalo, 12/20/75     | 24 (4 TD)         |
| Ahmad Rashad, vs. San Francisco, 9/2/79 | 24 (4 TD)         |
| Rich Karlis, vs. LA Rams, 11/5/89       | 21 (7 FG)         |
| Randy Moss, at Dallas, 11/26/98         | 20 (3 TD, 1 conv) |
| Matt Asiata, vs. Washington, 11/2/14    | 20 (3 TD, 1 conv) |
| Gary Anderson, at Baltimore, 12/13/98   | 20 (6 FG, 2 PAT)  |
| Rich Karlis, vs. Atlanta, 12/10/89      | 19 (5 FG, 4 PAT)  |

**WALSH'S GAME WINNERS (5)**

| DATE                        | FG | TIME     | FINAL |
|-----------------------------|----|----------|-------|
| 9/9/12.....vs. Jacksonville | 38 | 11:06 OT | 26-23 |
| 12/30/12.....vs. Green Bay  | 29 | 0:00     | 37-34 |
| 12/1/13.....vs. Chicago     | 34 | 1:43 OT  | 23-20 |
| 11/1/15.....@ Chicago       | 36 | 0:00     | 23-20 |
| 11/8/15.....vs. St. Louis   | 40 | 9:20 OT  | 21-18 |

**WALSH'S 50-YARDERS (24)**

| DATE                          | FG         | FINAL   |
|-------------------------------|------------|---------|
| 9/9/12.....vs. Jacksonville   | 55         | W 26-23 |
| 9/16/12.....@ Indianapolis    | 51         | L 20-23 |
| 9/23/12.....vs. San Francisco | 52         | W 24-13 |
| 10/25/12.....vs. Tampa Bay    | 51         | L 17-36 |
| 11/4/12.....@ Seattle         | 55         | L 20-30 |
| 12/16/12.....@ St. Louis      | 50, 53, 51 | W 36-22 |
| 12/23/12.....@ Houston        | 56         | W 23-6  |
| 12/30/12.....vs. Green Bay    | 54         | W 37-34 |
| 9/8/13.....@ Detroit          | 52         | L 24-34 |
| 9/29/13.....vs. Pittsburgh    | 54         | W 34-27 |
| 9/7/14.....@ St. Louis        | 52         | W 34-6  |
| 9/28/14.....vs. Atlanta       | 55         | W 41-28 |
| 10/19/14.....@ Buffalo        | 55         | L 16-17 |
| 11/16/14.....@ Chicago        | 50         | L 13-21 |
| 11/23/14.....vs. Green Bay    | 51         | L 21-24 |
| 10/25/15.....@ Detroit        | 53, 51     | W 28-19 |
| 12/10/15.....@ Arizona        | 54         | L 20-23 |
| 12/20/15.....vs. Chicago      | 53         | W 38-17 |
| 12/27/15.....vs. NY Giants    | 52, 53     | W 49-17 |
| 9/11/16.....at Tennessee      | 50         | W 25-16 |

**WALSH'S CAREER GAME-BY-GAME**

| 2012.....MINNESOTA.....PAT | FG           | PTS          | FGs (missed)           |
|----------------------------|--------------|--------------|------------------------|
| 9/9.....Jacksonville       | 2-2          | 4-4          | 10, 20, 42, 55, 38     |
| 9/16.....@ Indianapolis    | 2-2          | 2-2          | 8, 51, 29              |
| 9/23.....San Francisco     | 3-3          | 1-6          | 5, 52                  |
| 9/30.....@ Detroit         | 2-2          | 2-3          | 8, 49, 27, (46)        |
| 10/7.....Tennessee         | 3-3          | 3-3          | 12, 42, 36, 26         |
| 10/14.....@ Washington     | 0-0          | 4-4          | 12, 20, 27, 27, 37     |
| 10/21.....Arizona          | 3-3          | 0-0          | 0                      |
| 10/25.....Tampa Bay        | 2-2          | 1-1          | 5, 51                  |
| 11/4.....@ Seattle         | 2-2          | 2-2          | 8, 36, 55              |
| 11/11.....Detroit          | 2-2          | 4-4          | 14, 48, 23, 23, 33     |
| 11/25.....@ Chicago        | 1-1          | 1-2          | 4, 40, (30B)           |
| 12/2.....@ Green Bay       | 2-2          | 0-0          | 2, (42)                |
| 12/9.....Chicago           | 3-3          | 0-0          | 3                      |
| 12/16.....@ St. Louis      | 3-3          | 5-5          | 18, 50, 38, 42, 53, 51 |
| 12/23.....@ Houston        | 2-2          | 3-3          | 11, 56, 41, 39         |
| 12/30.....Green Bay        | 4-4          | 3-3          | 13, 54, 37, 29         |
| <b>TOTALS.....</b>         | <b>36-36</b> | <b>35-38</b> | <b>141</b>             |

**PLAYOFFS**

|                        |     |     |       |
|------------------------|-----|-----|-------|
| 1/5/13.....@ Green Bay | 1-1 | 1-1 | 4, 33 |
|------------------------|-----|-----|-------|

| 2013.....MINNESOTA.....PAT | FG           | PTS          | FGs (missed)         |
|----------------------------|--------------|--------------|----------------------|
| 9/8.....@ Detroit          | 3-3          | 1-6          | 6, 52                |
| 9/15.....@ Chicago         | 3-3          | 3-3          | 12, 28, 28, 22       |
| 9/22.....Cleveland         | 3-3          | 2-2          | 9, 43, 30            |
| 9/29.....Pittsburgh        | 4-4          | 2-3          | 10, 54, 37, (44)     |
| 10/13.....Carolina         | 1-1          | 1-1          | 4, 22                |
| 10/21.....@ NY Giants      | 1-1          | 0-1          | 1, (54)              |
| 10/27.....Green Bay        | 4-4          | 1-1          | 7, 36                |
| 11/3.....@ Dallas          | 2-3          | 1-1          | 5, 23                |
| 11/7.....@ Washington      | 4-4          | 2-2          | 10, 39, 40           |
| 11/17.....@ Seattle        | 2-2          | 2-2          | 8, 32, 45            |
| 11/24.....@ Green Bay      | 2-2          | 4-4          | 14, 36, 47, 29, 35   |
| 12/1.....Chicago           | 2-2          | 3-4          | 11, 32, 30, (57), 34 |
| 12/8.....@ Baltimore       | 2-2          | 2-2          | 8, 39, 40            |
| 12/15.....Philadelphia     | 6-6          | 2-3          | 12, (55), 21, 38     |
| 12/22.....@ Cincinnati     | 2-2          | 0-0          | 2                    |
| 12/29.....Detroit          | 2-2          | 0-0          | 2                    |
| <b>TOTALS.....</b>         | <b>43-44</b> | <b>26-30</b> | <b>121</b>           |

| 2014.....MINNESOTA.....PAT | FG           | PTS          | FGs (missed)            |
|----------------------------|--------------|--------------|-------------------------|
| 9/7.....@ St. Louis        | 4-4          | 2-2          | 10, 52, 46              |
| 9/14.....New England       | 1-1          | 0-1          | 1, (48)                 |
| 9/21.....@ New Orleans     | 0-0          | 3-3          | 9, 25, 30, 40           |
| 9/28.....Atlanta           | 3-3          | 4-5          | 15, 18, 33, 41, 55 (48) |
| 10/2.....@ Green Bay       | 1-1          | 1-1          | 4, 26                   |
| 10/12.....Detroit          | 0-0          | 1-1          | 3, 40                   |
| 10/19.....@ Buffalo        | 1-1          | 3-3          | 10, 33, 40, 55          |
| 10/26.....@ Tampa Bay      | 1-1          | 2-3          | 7, 38, 46 (56)          |
| 11/2.....Washington        | 3-3          | 0-0          | 3                       |
| 11/16.....@ Chicago        | 1-1          | 2-3          | 7, 26, 50 (38)          |
| 11/23.....Green Bay        | 1-1          | 2-2          | 7, 39, 51               |
| 11/30.....Carolina         | 4-4          | 1-1          | 7, 39                   |
| 12/7.....NY Jets           | 3-3          | 1-3          | 6, 20, (39), (56)       |
| 12/14.....@ Detroit        | 2-2          | 0-3          | 2, (26), (53), (68)     |
| 12/21.....@ Miami          | 3-3          | 2-2          | 9, 18, 33               |
| 12/28.....Chicago          | 1-1          | 2-2          | 7, 37, 44               |
| <b>TOTALS.....</b>         | <b>43-44</b> | <b>26-30</b> | <b>107</b>              |

| 2015.....MINNESOTA.....PAT | FG           | PTS          | FGs (missed)               |
|----------------------------|--------------|--------------|----------------------------|
| 9/14.....@ San Francisco   | 0-0          | 1-2          | 3, (44), 37                |
| 9/20.....Detroit           | 2-3          | 2-2          | 8, 28, 23                  |
| 9/27.....San Diego         | 4-4          | 1-1          | 7, 24                      |
| 10/4.....@ Denver          | 2-2          | 2-3          | 8, (38), 38, 33            |
| 10/18.....Kansas City      | 1-1          | 3-3          | 10, 24, 45, 45             |
| 10/25.....@ Detroit        | 1-2          | 5-5          | 16, 37, 53, 51, 35, 22     |
| 11/1.....@ Chicago         | 2-2          | 3-3          | 11, 43, 48, 36             |
| 11/8.....St. Louis         | 1-1          | 2-2          | 7, 34, 40                  |
| 11/15.....@ Oakland        | 3-3          | 3-5          | 12, 20, 38, (53), (39), 34 |
| 11/22.....Green Bay        | 1-2          | 0-0          | 1                          |
| 11/29.....@ Atlanta        | 2-2          | 2-3          | 8, (51), 29, 39            |
| 12/6.....Seattle           | 1-1          | 0-0          | 1                          |
| 12/10.....@ Arizona        | 2-2          | 2-2          | 8, 44, 54                  |
| 12/20.....Chicago          | 5-5          | 1-1          | 8, 53                      |
| 12/27.....NY Giants        | 3-4          | 5-5          | 18, 32, 52, 22, 53, 27     |
| 1/3/16.....@ Green Bay     | 2-2          | 2-2          | 8, 39, 32                  |
| <b>TOTALS.....</b>         | <b>33/37</b> | <b>34/39</b> | <b>135</b>                 |

**PLAYOFFS**

|                     |     |     |                     |
|---------------------|-----|-----|---------------------|
| 1/10/16.....Seattle | 0-0 | 3-4 | 9, 22, 43, 47, (27) |
|---------------------|-----|-----|---------------------|

| 2016.....MINNESOTA.....PAT | FG         | PTS        | FGs (missed)                   |
|----------------------------|------------|------------|--------------------------------|
| 9/11.....@ Tennessee       | 1-2        | 4-6        | 13, (37), (56), 50, 33, 45, 30 |
| 9/18.....vs. Green Bay     | 2-2        | 1-1        | 5, 46                          |
| 9/25.....@ Carolina        |            |            |                                |
| 10/3.....vs. NY Giants     |            |            |                                |
| 10/9.....vs. Houston       |            |            |                                |
| 10/23.....@ Philadelphia   |            |            |                                |
| 10/31.....@ Chicago        |            |            |                                |
| 11/6.....vs. Detroit       |            |            |                                |
| 11/13.....@ Washington     |            |            |                                |
| 11/20.....vs. Arizona      |            |            |                                |
| 11/24.....@ Detroit        |            |            |                                |
| 12/1.....vs. Dallas        |            |            |                                |
| 12/11.....@ Jacksonville   |            |            |                                |
| 12/18.....vs. Indianapolis |            |            |                                |
| 12/24.....@ Green Bay      |            |            |                                |
| 1/1/17.....vs. Chicago     |            |            |                                |
| <b>TOTALS.....</b>         | <b>3/4</b> | <b>5/7</b> | <b>18</b>                      |



## TRAE WAYNES #26

**POSITION:** CORNERBACK  
**HEIGHT/WEIGHT:** 6-0/190  
**DOB:** 7-25-92  
**HOMETOWN:** KENOSHA, WI

**COLLEGE:** MICHIGAN STATE  
**ACQUIRED:** D1 (#11) '15  
**NFL SEASON:** 2  
**VIKINGS SEASON:** 2

**2016 GP/GS** 2/2      **Career GP/GS** 17/3      **Playoffs GP/GS** 1/0

• Is the highest-drafted DB in Vikings history and the 5th DB selected in the 1st round.

• Has been friends since boyhood with Chargers RB Melvin Gordon, a fellow 1st-round pick in 2015, going 4 choices later at #15 overall. The high school friends met on the field in Week 3 of their rookie campaigns when San Diego visited the Vikings and the duo will face each other again in the opening game at U.S. Bank Stadium on 8/28/16, the first-ever NFL game at the new Vikings home and the 3rd game of the 2016 preseason.

**OFF THE FIELD** Majored in psychology at Michigan State... Brother, Mason, runs track at Eastern Michigan... Son of Ron and Erin Waynes, who both work as guidance counselors... Both parents were track and field student-athletes at Kansas State University... Celebrated 23rd birthday the day the Vikings reported for 2015 Training Camp in Mankato, MN, as a rookie.

**PRO** Started 1 of the 15 games he played in as a rookie in 2015 for the NFC North champions... Grabbed 1st career INT in Wild Card Playoff vs. Seattle (1/10/16)... Selected with the 11th pick in the 2015 NFL draft, passing Dewayne Washington (#18 in 1994) as the highest drafted DB in Vikings history... Declared for the NFL draft as a redshirt junior... Joined CB Terence Newman, S Harrison Smith and CB Xavier Rhodes as former 1st-round picks in the Vikings 2015 secondary... Became the 3rd DB selected by Vikings in the 1st round from 2012-15 and 5th overall DB drafted by the team in the 1st round.

**2016** Started his 2nd career game at Tennessee (9/11) and led the Vikings with 12 tackles (11 solo)... Added 2 PBUs and 1 TFL at Tennessee (9/11)... Snagged his 1st career regular season INT vs. Green Bay (9/18) to help seal the victory... Also had 5 tackles and 2 PBUs against the Packers in Week 2.

**2015** Saw time in 15 games during rookie campaign and Wild Card Playoff vs. Seattle (1/10/16)... Led Vikings with 14 special teams tackles... Started 1st career game at Arizona (12/10), a

game when 6 rookies started the contest, matching a Vikings team record, joining T Clemmings, WR Diggs, LB Robinson, LB Kendrick and S Harris... Started game at Arizona (12/10) at LCB, taking over for regular starter Terence Newman, who moved to S for the game with the Vikings defensive backs decimated by injuries... Snared 1st career INT in Wild Card Playoff vs. Seattle (1/10/16), picking off Russell Wilson... Notched season-high 4 tackles in a pair of games, vs. San Diego (9/27) and at Arizona (12/10)... Posted a pair of passes defended vs. San Diego (9/27) and at Arizona (12/10)... Had season-best 4 special teams tackles vs. NY Giants (12/27).

**COLLEGE** Appeared in 36 games at Michigan State, making 27 starts... Was a major part of a stingy Spartan defense that ranked in the top 10 in total defense the past two seasons while serving as a full-time starter... Recorded a career 101 tackles, 6 INTs - 3 each in 2013 and 2014 - and 13 pass break ups... Snagged 1st career INT vs. Minnesota (11/30/13), collecting 2 in the contest... Won the Big Ten Championship in 2013, defeating Ohio State, and went on to beat Stanford in the 2014 Rose Bowl that same season... Helped team win 2015 Cotton Bowl taking down Baylor... Spartans were 4-0 in bowl games during tenure winning the 2012 Outback Bowl, 2012 Buffalo Wild Wings Bowl, 2014 Rose Bowl and 2015 Cotton Bowl... Earned 2nd-Team All-American and 1st-Team All-Big Ten as a junior in 2014... Was a 2014 Thorpe Award finalist... Recipient of the MSU's Tommy Love Award (most improved player) in 2013 and the Jim Adams Award (unsung hero: defense) in 2014... Redshirted his 1st year at Michigan State in 2011.

**PREP** Attended Mary D. Bradford HS in Kenosha, WI... Teammates with Chargers RB Melvin Gordon in HS... Excelled in baseball and track in addition to football for the Red Devils... 1st-Team All-state and All-Region as a senior by the Wisconsin Football Coaches Association despite missing 3 games due to injury... Earned 1st-Team All-County honors in baseball 2010 as an outfielder, leading his team in home runs (3) and finishing 2nd in batting average (.452, 28-of-62)... Finished 3rd in the 100 (10.7) at the 2011 Division I state track and field championships.

### WAYNES' NFL TOTALS

| Year.....          | GP/GS       | Tackles   |          |           | Sacks      | INTs         | PBU      | TFL      | QBH      | FF/FR      | Special Teams |
|--------------------|-------------|-----------|----------|-----------|------------|--------------|----------|----------|----------|------------|---------------|
|                    |             | Solo      | Asst.    | Total     |            |              |          |          |          |            |               |
| 2015 (Min).....    | 15/1        | 14        | 5        | 19        | 0.0        | 0            | 5        | 0        | 0        | 0/0        | 14            |
| Playoffs.....      | 1/0         | 1         | 0        | 1         | 0.0        | 1 (24)       | 3        | 0        | 0        | 0/0        | 2             |
| 2016 (Min).....    | 2/2         | 14        | 3        | 17        | 0.0        | 1 (4)        | 4        | 1        | 0        | 0/0        | 0             |
| <b>Totals.....</b> | <b>17/3</b> | <b>28</b> | <b>8</b> | <b>36</b> | <b>0.0</b> | <b>1 (4)</b> | <b>9</b> | <b>1</b> | <b>0</b> | <b>0/0</b> | <b>14</b>     |
| Playoffs.....      | 1/0         | 1         | 0        | 1         | 0.0        | 1 (24)       | 3        | 0        | 0        | 0/0        | 2             |

### SINGLE-GAME CAREER HIGHS (\* playoffs)

Tackles..... 12..... at Tennessee, 9/11/16  
 Solo Tackles..... 11..... at Tennessee, 9/11/16  
 Passes Defended ..... 2..... 4 times, last vs Green Bay, 9/18/16  
 Interception ..... 1..... vs. Seattle, 1/10/16\*; vs Green Bay, 9/18/16  
 Special Teams Tackles ..... 4..... vs. NY Giants, 12/27/15

### WAYNES' INTERCEPTION (\* playoffs)

**GAME** ..... **QB** ..... **INT (Yds)**  
 vs. Seattle, 1/10/16\* ..... Russell Wilson ..... 1 (24)  
 vs. Green Bay, 9/18/16 ..... Aaron Rodgers ..... 1 (4)  
**Total..... 2 (28)**



## STEPHEN WEATHERLY #91

**POSITION:** DEFENSIVE END  
**HEIGHT/WEIGHT:** 6-5/265  
**DOB:** 3-19-94  
**HOMETOWN:** SNELLVILLE, GA

**COLLEGE:** VANDERBILT  
**ACQUIRED:** D7a (#227) '16  
**NFL SEASON:** R  
**VIKINGS SEASON:** R

**2016 GP/GS**

PS

**Career GP/GS**

0/0

**Playoffs GP/GS**

0/0

• Only 2nd Vanderbilt player drafted by the Vikings.

• Middle name, Dian, is a tribute to his grandmother, a Harvard and MIT graduate.

**OFF THE FIELD** Majored in sociology at Vanderbilt...Active with the One Love Foundation, dedicated to eliminating relationship violence through education and empowerment on college campuses and worked closely with Vanderbilt's Project Safe Center while in school...Traveled through Germany as a teen with the Fulton County Youth Commission...Part of his high school's robotics team...Has a musical side, having learned to play 9 instruments: flute, clarinet, trumpet, trombone, baritone, tuba, tenor sax, steel drums and piano...Aspires to a career in high school coaching following his playing days... Played in 2014 and 2015 at Vanderbilt under former Vikings assistant defensive backs coach Derek Mason, who took over Vandy head coaching job in 2014.

**PRO** The 2nd Vanderbilt player ever drafted by the Vikings, joining DT James Manley in 1996 (2nd round, #45)...The lone defensive lineman selected by Vikings in 2016...The 3rd of 3 SEC players drafted by the Vikings, joining WR Laquon Treadwell (1st round) and LB Kentrell Brothers (5th round)...Selected with 1st of 2 picks by Vikings in the 7th round (#227 overall)... Signed as an UDFA following the 2016 NFL Draft...Signed to the Vikings practice squad on 9/4/16.

**2016** Joined the Vikings practice squad on 9/4/16 after being released during final cuts.

**COLLEGE** Started 21 of the 36 career games he played at Vanderbilt...Started all 12 games as a junior in 2015 at OLB... Ended collegiate career with streak of 17 straight starts... Notched season-high 8 tackles against Georgia...Vandy capped 2016 season with a 4-8 mark...Had career-best 4.5 sacks and 12.5 tackles for loss in 2014...Started 9 games at OLB as team moved to 3-4 defensive scheme...Started final 5 games of the season...Set school record with 5 tackles for loss vs. Tennessee...Set career-high at Missouri with 2.0 sacks... Notched career-best with 12 tackles vs. Mississippi State... Started 1st career game vs. Temple...Saw action in 12 of possible 13 games as a redshirt freshman in 2013...Helped squad post 9-4 mark and advance to the Compass Bowl where the Commodores topped Houston 41-24...The bowl win was the 1st for Vandy since the 1982 Hall of Fame Bowl...Had 3 tackles and 1.5 sacks in win over rival Tennessee to cap the regular season... Redshirted in 2012.

**PREP** As a senior, attended Shiloh High after spending freshman-junior seasons at North Atlanta...Earned All-Area honors as a senior...Competed in Gwinnett County All-Star Game following senior season.



## JULIAN WILSON #31

**POSITION:** CORNERBACK  
**HEIGHT/WEIGHT:** 6-2/200  
**DOB:** 10-25-91  
**HOMETOWN:** OKLAHOMA CITY, OK

**COLLEGE:** OKLAHOMA  
**ACQUIRED:** PS '16  
**NFL SEASON:** 1  
**VIKINGS SEASON:** 1

**2016 GP/GS**

PS

**Career GP/GS**

0/0

**Playoffs GP/GS**

0/0

• Signed to the Vikings practice squad on 9/13/16.

**OFF THE FIELD** Father, Darrell, was a 2-year letterman (1991-92) in football at Oklahoma State...Traveled to Haiti with OU teammates on a relief trip to work with orphans and other youth in need...Majored in human relations.

**PRO** Signed with the Ravens on 5/7/15 as an UDFA...Spent entire 2015 season on IR after suffering a broken leg during rookie mini camp...Waived by Baltimore on 9/3/16...Signed to Kansas City's practice squad on 9/6/16 and was released by the Chiefs on 9/9/16...Signed to the Vikings practice squad on 9/13/16.

**2016** Signed to the Vikings practice squad on 9/13/16 after a brief stint on Kansas City's practice squad and spend the whole 2016 offseason with Baltimore.

**COLLEGE** Appeared in 48 games and made 22 starts during his career at Oklahoma...Recorded 99 tackles, 6.5 TFLs, 4 INTs and 15 PBU's.

**PREP** Attended Southmoore HS in Moore, Oklahoma...All-District and All-State performer as a senior in 2009.



# JARIUS WRIGHT #17

**POSITION:** WIDE RECEIVER  
**HEIGHT/WEIGHT:** 5-10/191  
**DOB:** 11-25-89  
**HOMETOWN:** WARREN, AR

**COLLEGE:** ARKANSAS  
**ACQUIRED:** D4a (#118) '12  
**NFL SEASON:** 5  
**VIKINGS SEASON:** 5

**2016 GP/GS**  
0/0

**Career GP/GS**  
55/14

**Playoffs GP/GS**  
2/0

- Had career-bests in starts (7), receptions (42), receiving yards (588), rushing yards (71) and all-purpose yards (659) in 2014.
- Had the 2nd-longest reception of the 2014 NFL season, an 87-yard game-winning TD in OT vs. NY Jets (12/7/14).
- Caught 2 longest passes by a Viking in 2012 as a rookie.

**OFF THE FIELD** Studied sociology at Arkansas and was named to the Razorbacks Honor Roll in the fall of 2011 based on his performance in the classroom...Sponsors an AAU basketball team in his hometown...Avid outdoorsman, enjoys fishing, hiking and boating...Father is a retired Arkansas state trooper and Army reservist.

**PRO** Signed contract extension in-season in 2015...Recorded longest game-winning TD in Vikings history against the NY Jets (12/7/14), an 87-yard TD from Teddy Bridgewater in OT... Started a career-best 7 games during the 2014 campaign...Had 2 longest catches by Vikings during his rookie season in 2012 with 65- and 54-yards...Helped set Vikings record (since broken) when 5 rookies started game vs. Chicago (12/9/12). Wright joined T Matt Kalil, TE Rhett Ellison, CB Josh Robinson and S Harrison Smith...Selected in 4th round (#134 overall) in 2012...Joined former college and high school teammate Greg Childs in the Vikings 2012 draft class...Was the 1st of 3 Vikings picks in the 4th Round of the 2012 NFL Draft.

**2016** Inactive at Tennessee Titans (9/11) and vs. Green Bay (9/18).

**2015** Played in all 16 games and Wild Card Playoff with 3 starts during season...Caught a pass in all but 1 game...Hauled in season-long 52-yarder vs. Kansas City (10/18)...Started games at San Francisco (9/14), vs. Kansas City (10/18) and at Detroit (10/25)...Posted career-long rush vs. Detroit (9/20) with a 29-yarder...Had season-best 5 receptions in Thursday Night game at Arizona (12/10)...Topped 50 yards receiving in a game 4 times on the season...Had 3 catches for 57 yards vs. NY Giants (12/27).

**2014** Played in all 16 games, starting 7...Posted a career-best 588 receiving yards and 71 rushing yards, amassing 659 all-purpose yards and 2 receiving TDs...Became the 1st Viking to record multiple 100-yard receiving games in a single season since Percy Harvin in 2012...524 of Wright's 588 yards and both TDs came from Bridgewater...Scored the game-winning TD in OT against NY Jets (12/7), when he took a screen pass from Bridgewater 87 yards to paydirt, giving the Vikings the 30-24 win...Finished with 123 yards and 1 TD against NY Jets (12/7), paired with Charles Johnson's 103 yards and 1 TD, becoming the 1st Vikings WR duo to both amass 100 yards in the same game since Nate Burleson (134) and Randy Moss (102) at Detroit (12/19/04).

**2013** Scored career-high 3 TDs in his 2nd season...Hauled in season-best 95 receiving yards vs. Philadelphia (12/15) in upset win over the playoff-bound Eagles...Lone catch at Cincinnati (12/22) was a 36-yard TD from Matt Cassel...Started season finale game vs. Detroit (12/29), the final game at Mall of America Field...Reeled in a career-best pair of TD catches at Seattle (11/17), a 38-yarder from Christian Ponder and a 21-yarder from Matt Cassel, also started game in place of injured Greg Jennings...Caught 28-yard pass vs. Washington (11/7)...Had season-high 3 catches vs. Cleveland (9/22)...Hauled in 21-yard pass at Chicago (9/15), his 1st catch of the season...Saw action in season opener at Detroit (9/8).

**2012** Hauled in 2 TDs on the season to lead Vikings rookies...

Played in final 7 regular season games and the Wild Card playoff at Green Bay with 1 start in regular season vs. Chicago (12/9)...Reeled in the 2 longest passes on the Vikings season with 65-yarder vs. Green Bay (12/30) and 54-yarder vs. Detroit (11/11)...His 1st NFL reception in his 1st game, a 54-yard strike from Christian Ponder vs. Detroit (11/11)...Had career-high 7 catches in his 2nd career game at Chicago (11/25)...Scored 1st career TD on 3-yarder from Ponder vs. Detroit (11/11)...Hauled in 8-yard score vs. Green Bay (12/30) in season finale.

**COLLEGE** Appeared in 50 games during his Arkansas career, making 44 starts...Missed only 1 game during his career, in 2011 vs. Troy...Left Arkansas ranked 1st in program history in receptions (168) and receiving yards (2,934)...Ranks 5th all-time in SEC history in receiving yards...His 24 career receiving TDs rank 2nd in school history and tied for 15th in SEC history...Wright had 9100+ yard games, which is tied for 2nd in program history...Set single-season records for Arkansas in 2011 with 66 receptions, 1,117 yards and 12 TDs despite missing 1 game...SEC Co-Offensive Player of the Week after torching Texas A&M in 2011 with 13 receptions for 281 yards and 2 TDs, the 281 yards was 2nd in SEC history and an Arkansas single-game record.

**PREP** Named to the 2007 All-State team at Warren High School in Warren, AR and the 2007 All-Arkansas team by the Arkansas Democrat-Gazette...Earned a spot on the AP Super Team...Racked up 58 receptions for 1,350 yards and 15 TDs as a senior...Had 3 returns (1 KR, 2 PR) for TDs during the '07 season...All-State choice during his junior season when he finished with 51 receptions, 1,086 yards and 15 TDs to go with 5 return TDs (3 KR, 2 PR).

## JARIUS GOES AGAIN

Jarius Wright has shown the uncanny ability to get get deep in his 4 seasons with the Vikings and has made his mark on the team record book in doing so. Wright has the 3rd-longest TD catch in team history, longest OT game-winner by a Viking and the 2nd-longest in NFL history.

### LONGEST TD PASSES IN VIKINGS HISTORY

| PLAYER   | PLAY |
|--|------|
| Bernard Berrian from Gus Ferrotte, vs. Chicago, 10/30/08   | 99t  |
| Charley Ferguson from Fran Tarkenton, at Chicago, 11/11/62 | 89t  |
| Jarius Wright from Teddy Bridgewater, vs. NYjets, 12/7/14  | 87t  |

### LONGEST GAME-WINNING PASSES IN VIKINGS HISTORY

| PLAYERS, GAME (*-Overtime Game Winner)                    | PLAY |
|---|------|
| Jarius Wright from Teddy Bridgewater, vs. NYjets, 12/7/14 | 87t* |
| Sammy White from Tommy Kramer, vs. San Francisco, 12/4/77 | 69t  |
| John Gilliam from Fran Tarkenton, at LA Rams, 11/19/72    | 66t  |
| Cris Carter from Warren Moon, vs. Chicago, 12/1/94        | 65t* |

### LONGEST OT GAME-WINNING PASSES IN NFL HISTORY

| PLAYERS, GAME   | PLAY |
|---|------|
| Mike Quick from Ron Jaworski, Phil. vs. Atl., 11/10/85    | 89t  |
| Jarius Wright from Teddy Bridgewater, vs. NYjets, 12/7/14 | 87t  |

**WRIGHT'S NFL TOTALS**

| Year         | GP/GS        | RECEIVING  |              |             |            |          | RUSHING  |            |             |           |          |
|--------------|--------------|------------|--------------|-------------|------------|----------|----------|------------|-------------|-----------|----------|
|              |              | No.        | Yds.         | Avg.        | Lg         | TD       | No.      | Yds.       | Avg.        | Lg        | TD       |
| 2012 (Min)   | 7/1          | 22         | 310          | 14.1        | 65         | 2        | 2        | 11         | 5.5         | 8         | 0        |
| Playoffs     | 1/0          | 2          | 13           | 6.5         | 8          | 0        | 0        | 0          | 0.0         | 0         | 0        |
| 2013 (Min)   | 16/3         | 26         | 434          | 16.7        | 38t        | 3        | 0        | 0          | 0.0         | 0         | 0        |
| 2014 (Min)   | 16/7         | 42         | 588          | 14.0        | 87t        | 2        | 5        | 71         | 14.2        | 27        | 0        |
| 2015 (Min)   | 16/3         | 34         | 442          | 13.0        | 52         | 0        | 1        | 29         | 29.0        | 29        | 0        |
| Playoffs     | 1/0          | 1          | 9            | 9.0         | 9          | 0        | 0        | 0          | 0.0         | 0         | 0        |
| 2016 (Min)   | 0/0          | 0          | 0            | 0.0         | 0          | 0        | 0        | 0          | 0.0         | 0         | 0        |
| <b>Total</b> | <b>55/14</b> | <b>124</b> | <b>1,774</b> | <b>14.3</b> | <b>87t</b> | <b>7</b> | <b>8</b> | <b>111</b> | <b>13.9</b> | <b>29</b> | <b>0</b> |
| Playoffs     | 2/0          | 3          | 22           | 7.3         | 9          | 0        | 0        | 0          | 0.0         | 0         | 0        |

**SINGLE-GAME CAREER HIGHS**

Receptions..... 8..... vs. Atlanta, 9/28/14  
 Receiving Yards..... 132..... vs. Atlanta, 9/28/14  
 Long Reception..... 87t..... vs. New York Jets, 12/7/14  
 Receiving TD..... 2..... at Seattle, 11/7/13  
 Rushing Attempts..... 1..... 8x, last vs. Detroit, 9/20/15  
 Rushing Yards..... 29..... vs. Detroit, 9/20/15  
 Long Rush..... 27..... vs. Miami, 12/21/14

**WRIGHT'S 100-YARD GAMES**

| Game                | Yds/Rec/TD |
|---------------------|------------|
| 9/28/14 vs. Atlanta | 132/8/0    |
| 12/7/14 vs. NY Jets | 123/4/1    |

**WRIGHT'S TOUCHDOWNS (\* denotes game-winning touchdown)**

| Game                       | Play                                     |
|----------------------------|--|
| vs. Detroit, 11/11/12      | 3 pass from Ponder                       |
| vs. Green Bay, 12/30/12    | 8 pass from Ponder                       |
| @ Seattle, 11/17/13        | 38 pass from Ponder, 21 pass from Cassel |
| @ Cincinnati, 12/22/13     | 36 pass from Cassel                      |
| vs. New York Jets, 12/7/14 | 87 pass from Bridgewater*                |
| @ Miami, 12/21/14          | 8 pass from Bridgewater                  |
| <b>Total</b>               | <b>7 (7 receiving)</b>                   |

**WRIGHT'S 50+YARD RECEPTIONS**

| Game                     | Play       |
|--------------------------|------------|
| 9/28/14 vs. Atlanta      | 52 yards   |
| 10/18/15 vs. Kansas City | 52 yards   |
| 11/11/12 vs. Detroit     | 54 yards   |
| 12/30/12 vs. Green Bay   | 65 yards   |
| 12/7/14 vs. NY Jets      | 87-yard TD |
| <b>Total</b>             | <b>5</b>   |

**WRIGHT'S GAME-BY-GAME (\* start)**

| 2012          | MINNESOTA         | No        | RECEIVING  |             |           |          | Att      | RUSHING   |            |          |          |
|---------------|-------------------|-----------|------------|-------------|-----------|----------|----------|-----------|------------|----------|----------|
|               |                   |           | Yards      | Avg.        | Long      | TD       |          | Yards     | Avg.       | Long     | TD       |
| 11/11         | Detroit           | 3         | 65         | 21.7        | 54        | 1        | 1        | 3         | 3.0        | 3        | 0        |
| 11/25         | @ Chicago         | 7         | 49         | 7.0         | 12        | 0        | 0        | 0         | 0.0        | 0        | 0        |
| 12/2          | @ Green Bay       | 1         | 13         | 13.0        | 13        | 0        | 0        | 0         | 0.0        | 0        | 0        |
| 12/9          | Chicago*          | 2         | 29         | 14.5        | 16        | 0        | 0        | 0         | 0.0        | 0        | 0        |
| 12/16         | @ St. Louis       | 1         | 11         | 11.0        | 11        | 0        | 0        | 0         | 0.0        | 0        | 0        |
| 12/23         | @ Houston         | 5         | 53         | 10.6        | 21        | 0        | 1        | 8         | 8.0        | 8        | 0        |
| 12/30         | Green Bay         | 3         | 90         | 30.0        | 65        | 1        | 0        | 0         | 0.0        | 0        | 0        |
| <b>Totals</b> | <b>GP/GS: 7/1</b> | <b>22</b> | <b>310</b> | <b>14.1</b> | <b>65</b> | <b>2</b> | <b>2</b> | <b>11</b> | <b>5.5</b> | <b>8</b> | <b>0</b> |

**PLAYOFFS**

|        |             |   |    |     |   |   |   |   |     |   |   |
|--------|-------------|---|----|-----|---|---|---|---|-----|---|---|
| 1/5/13 | @ Green Bay | 2 | 13 | 6.5 | 8 | 0 | 0 | 0 | 0.0 | 0 | 0 |
|--------|-------------|---|----|-----|---|---|---|---|-----|---|---|

| 2013          | MINNESOTA          | No        | Yards      | Avg.        | Long       | TD       | Att.     | Yards    | Avg.       | Long     | TD       |
|---------------|--------------------|-----------|------------|-------------|------------|----------|----------|----------|------------|----------|----------|
|               |                    |           |            |             |            |          |          |          |            |          |          |
| 9/15          | @ Chicago*         | 1         | 21         | 21.0        | 21         | 0        | 0        | 0        | 0.0        | 0        | 0        |
| 9/22          | Cleveland          | 3         | 35         | 11.7        | 20         | 0        | 0        | 0        | 0.0        | 0        | 0        |
| 9/29          | Pittsburgh         | 1         | 6          | 6.0         | 6          | 0        | 0        | 0        | 0.0        | 0        | 0        |
| 10/13         | Carolina           | 2         | 10         | 5.0         | 8          | 0        | 0        | 0        | 0.0        | 0        | 0        |
| 10/21         | @ NY Giants        | 1         | 13         | 13.0        | 13         | 0        | 0        | 0        | 0.0        | 0        | 0        |
| 10/27         | Green Bay          | 0         | 0          | 0.0         | 0          | 0        | 0        | 0        | 0.0        | 0        | 0        |
| 11/3          | @ Dallas           | 3         | 31         | 10.3        | 13         | 0        | 0        | 0        | 0.0        | 0        | 0        |
| 11/7          | Washington         | 2         | 34         | 17.0        | 28         | 0        | 0        | 0        | 0.0        | 0        | 0        |
| 11/17         | @ Seattle*         | 3         | 69         | 23.0        | 38t        | 2        | 0        | 0        | 0.0        | 0        | 0        |
| 11/24         | @ Green Bay        | 0         | 0          | 0.0         | 0          | 0        | 0        | 0        | 0.0        | 0        | 0        |
| 12/1          | Chicago            | 3         | 53         | 17.7        | 24         | 0        | 0        | 0        | 0.0        | 0        | 0        |
| 12/8          | @ Baltimore        | 0         | 0          | 0.0         | 0          | 0        | 0        | 0        | 0.0        | 0        | 0        |
| 12/15         | Philadelphia       | 4         | 95         | 23.8        | 42         | 0        | 0        | 0        | 0.0        | 0        | 0        |
| 12/22         | @ Cincinnati       | 1         | 36         | 36.0        | 36t        | 1        | 0        | 0        | 0.0        | 0        | 0        |
| 12/29         | Detroit*           | 2         | 31         | 15.5        | 19         | 0        | 0        | 0        | 0.0        | 0        | 0        |
| <b>Totals</b> | <b>GP/GS: 16/3</b> | <b>26</b> | <b>434</b> | <b>16.7</b> | <b>38t</b> | <b>3</b> | <b>0</b> | <b>0</b> | <b>0.0</b> | <b>0</b> | <b>0</b> |

| 2014.....MINNESOTA ..... No              | Yards      | Avg.        | Long       | TD       | Att.     | Yards     | Avg.       | Long      | TD       |
|--|------------|-------------|------------|----------|----------|-----------|------------|-----------|----------|
| 9/7 ..... @ St. Louis ..... 2            | 25         | 12.5        | 15         | 0        | 0        | 0         | 0.0        | 0         | 0        |
| 9/14 ..... New England ..... 1           | 12         | 12.0        | 12         | 0        | 1        | -5        | -5.0       | -5        | 0        |
| 9/21 ..... @ New Orleans* ..... 0        | 0          | 0.0         | 0          | 0        | 0        | 0         | 0.0        | 0         | 0        |
| 9/28 ..... Atlanta ..... 8               | 132        | 16.5        | 52         | 0        | 0        | 0         | 0.0        | 0         | 0        |
| 10/2 ..... @ Green Bay ..... 3           | 27         | 9.0         | 18         | 0        | 0        | 0         | 0.0        | 0         | 0        |
| 10/12 ..... Detroit ..... 4              | 17         | 4.3         | 6          | 0        | 1        | 21        | 21.0       | 21        | 0        |
| 10/19 ..... @ Buffalo* ..... 4           | 60         | 15.0        | 28         | 0        | 0        | 0         | 0.0        | 0         | 0        |
| 10/26 ..... @ Tampa Bay ..... 2          | 13         | 6.5         | 17         | 0        | 0        | 0         | 0.0        | 0         | 0        |
| 11/2 ..... Washington ..... 2            | 29         | 14.5        | 21         | 0        | 0        | 0         | 0.0        | 0         | 0        |
| 11/16 ..... @ Chicago ..... 0            | 0          | 0.0         | 0          | 0        | 0        | 0         | 0.0        | 0         | 0        |
| 11/23 ..... Green Bay ..... 0            | 0          | 0.0         | 0          | 0        | 0        | 0         | 0.0        | 0         | 0        |
| 11/30 ..... Carolina ..... 2             | 40         | 20.0        | 35         | 0        | 1        | 5         | 5.0        | 5         | 0        |
| 12/7 ..... New York Jets ..... 4         | 123        | 30.8        | 87t        | 1        | 1        | 23        | 23.0       | 23        | 0        |
| 12/14 ..... @ Detroit ..... 4            | 49         | 12.3        | 16         | 0        | 0        | 0         | 0.0        | 0         | 0        |
| 12/21 ..... @ Miami ..... 3              | 38         | 12.7        | 20         | 1        | 1        | 27        | 27.0       | 0         | 0        |
| 12/28 ..... Chicago ..... 3              | 23         | 7.7         | 11         | 0        | 0        | 0         | 0.0        | 0         | 0        |
| <b>Totals ..... GP/GS: 16/7 ..... 42</b> | <b>588</b> | <b>14.0</b> | <b>87t</b> | <b>2</b> | <b>5</b> | <b>71</b> | <b>8.0</b> | <b>27</b> | <b>0</b> |

| 2015.....MINNESOTA ..... No.             | Yards      | Avg.        | Long      | TD       | Att.     | Yards     | Avg.        | Long      | TD       |
|--|------------|-------------|-----------|----------|----------|-----------|-------------|-----------|----------|
| 9/14 ..... @ San Francisco* ..... 1      | 27         | 27.0        | 27        | 0        | 0        | 0         | 0.0         | 0         | 0        |
| 9/20 ..... Detroit ..... 1               | 17         | 17.0        | 17        | 0        | 1        | 29        | 29.0        | 29        | 0        |
| 9/27 ..... San Diego ..... 3             | 28         | 9.3         | 17        | 0        | 0        | 0         | 0.0         | 0         | 0        |
| 10/4 ..... at Denver ..... 0             | 0          | 0.0         | 0         | 0        | 0        | 0         | 0.0         | 0         | 0        |
| 10/18 ..... Kansas City* ..... 2         | 69         | 34.5        | 52        | 0        | 0        | 0         | 0.0         | 0         | 0        |
| 10/25 ..... @ Detroit* ..... 3           | 31         | 10.3        | 16        | 0        | 0        | 0         | 0.0         | 0         | 0        |
| 11/1 ..... @ Chicago ..... 1             | 8          | 8.0         | 8         | 0        | 0        | 0         | 0.0         | 0         | 0        |
| 11/8 ..... St. Louis ..... 1             | 12         | 12.0        | 12        | 0        | 0        | 0         | 0.0         | 0         | 0        |
| 11/15 ..... @ Oakland ..... 1            | 2          | 2.0         | 2         | 0        | 0        | 0         | 0.0         | 0         | 0        |
| 11/22 ..... Green Bay ..... 4            | 50         | 12.5        | 18        | 0        | 0        | 0         | 0.0         | 0         | 0        |
| 11/29 ..... @ Atlanta ..... 2            | 13         | 6.5         | 8         | 0        | 0        | 0.0       | 0           | 0         | 0        |
| 12/6 ..... Seattle ..... 2               | 24         | 12.0        | 17        | 0        | 0        | 0         | 0.0         | 0         | 0        |
| 12/10 ..... @ Arizona ..... 5            | 51         | 10.2        | 22        | 0        | 0        | 0         | 0.0         | 0         | 0        |
| 12/20 ..... Chicago* ..... 3             | 32         | 10.7        | 15        | 0        | 0        | 0         | 0.0         | 0         | 0        |
| 12/27 ..... NY Giants* ..... 3           | 57         | 19.0        | 2         | 0        | 0        | 0         | 0.0         | 0         | 0        |
| 1/3/16 ..... @ Green Bay ..... 3         | 21         | 10.5        | 11        | 0        | 0        | 0         | 0.0         | 0         | 0        |
| <b>Totals ..... GP/GS: 16/3 ..... 34</b> | <b>442</b> | <b>13.0</b> | <b>52</b> | <b>0</b> | <b>1</b> | <b>29</b> | <b>29.0</b> | <b>29</b> | <b>0</b> |

**PLAYOFFS**

|                               |   |     |   |   |   |   |     |   |   |
|-------------------------------|---|-----|---|---|---|---|-----|---|---|
| 1/10/16 ..... Seattle ..... 1 | 9 | 9.0 | 9 | 0 | 0 | 0 | 0.0 | 0 | 0 |
|-------------------------------|---|-----|---|---|---|---|-----|---|---|

| 2016.....MINNESOTA ..... No.           | Yards | Avg. | Long | TD       | Att. | Yards | Avg. | Long | TD |
|--|-------|------|------|----------|------|-------|------|------|----|
| 9/11 ..... @ Tennessee ..... 0         |       |      |      | INACTIVE |      |       |      |      |    |
| 9/18 ..... vs. Green Bay ..... 0       |       |      |      | INACTIVE |      |       |      |      |    |
| 9/25 ..... @ Carolina ..... 0          |       |      |      |          |      |       |      |      |    |
| 10/3 ..... vs. NY Giants ..... 0       |       |      |      |          |      |       |      |      |    |
| 10/9 ..... vs. Houston ..... 0         |       |      |      |          |      |       |      |      |    |
| 10/23 ..... @ Philadelphia ..... 0     |       |      |      |          |      |       |      |      |    |
| 10/31 ..... @ Chicago ..... 0          |       |      |      |          |      |       |      |      |    |
| 11/6 ..... vs. Detroit ..... 0         |       |      |      |          |      |       |      |      |    |
| 11/13 ..... @ Washington ..... 0       |       |      |      |          |      |       |      |      |    |
| 11/20 ..... vs. Arizona ..... 0        |       |      |      |          |      |       |      |      |    |
| 11/24 ..... @ Detroit ..... 0          |       |      |      |          |      |       |      |      |    |
| 12/1 ..... vs. Dallas ..... 0          |       |      |      |          |      |       |      |      |    |
| 12/11 ..... @ Jacksonville ..... 0     |       |      |      |          |      |       |      |      |    |
| 12/18 ..... vs. Indianapolis ..... 0   |       |      |      |          |      |       |      |      |    |
| 12/24 ..... @ Green Bay ..... 0        |       |      |      |          |      |       |      |      |    |
| 1/1/17 ..... vs. Chicago ..... 0       |       |      |      |          |      |       |      |      |    |
| <b>Totals ..... GP/GS: 0/0 ..... 0</b> |       |      |      |          |      |       |      |      |    |



# U.S. BANK STADIUM INAUGURAL SEASON

**LAST WEEK'S PLAY-BY-PLAY**

# National Football League Game Summary

NFL Copyright © 2016 by The National Football League. All rights reserved. This summary and play-by-play is for the express purpose of assisting media in their coverage of the game; any other use of this material is prohibited without the written permission of the National Football League. Updated: 9/19/2016

Date: Sunday, 9/18/2016

## Green Bay Packers at Minnesota Vikings

at U.S. Bank Stadium, Minneapolis, MN

Start Time: 7:32 PM CST

### Game Day Weather

Game Weather: Indoors

Temp: 77° F (25.0° C)

Played Indoor on Turf: Field Turf

### Officials

Referee: Anderson, Walt (66)  
Line Judge: Boston, Byron (18)  
Back Judge: Wilson, Gregory (119)

Umpire: Hannah, Butch (40)  
Side Judge: Hayes, Laird (125)  
Replay Official: Smith, Billy ( )

Head Linesman: Phillips, Jerod (6)  
Field Judge: Jenkins, John (117)

### Lineups

#### Green Bay Packers

#### Minnesota Vikings

| Offense |             | Defense |               |
|---------|-------------|---------|---------------|
| WR 87   | J.Nelson    | NT 98   | L.Guion       |
| LT 69   | D.Bakhtiari | DT 76   | M.Daniels     |
| LG 65   | L.Taylor    | LOLB 52 | C.Matthews    |
| C 73    | J.Tretter   | ILB 47  | J.Ryan        |
| RG 70   | T.Lang      | ILB 50  | B.Martinez    |
| RT 75   | B.Bulaga    | ROLB 53 | N.Perry       |
| TE 89   | J.Cook      | LCB 23  | D.Randall     |
| WR 18   | R.Cobb      | RCB 24  | Q.Rollins     |
| WR 17   | D.Adams     | SS 42   | M.Burnett     |
| QB 12   | A.Rodgers   | FS 21   | H.Clinton-Dix |
| RB 27   | E.Lacy      | CB 36   | L.Gunter      |

| Offense |            | Defense |             |
|---------|------------|---------|-------------|
| WR 12   | C.Johnson  | LE 96   | B.Robison   |
| LT 75   | M.Kalil    | DT 93   | S.Stephen   |
| LG 76   | A.Boone    | NT 98   | L.Joseph    |
| C 61    | J.Berger   | RE 97   | E.Griffen   |
| RG 63   | B.Fusco    | CB 24   | C.Munnerlyn |
| RT 71   | A.Smith    | MLB 54  | E.Kendricks |
| TE 82   | K.Rudolph  | SLB 55  | A.Barr      |
| WR 14   | S.Diggs    | LCB 23  | T.Newman    |
| QB 8    | S.Bradford | RCB 26  | T.Waynes    |
| WR 19   | A.Thielen  | SS 34   | A.Sendejo   |
| HB 28   | A.Peterson | FS 22   | H.Smith     |

### Substitutions

### Substitutions

K 2 M.Crosby, P 10 J.Schum, WR 11 T.Davis, FB 22 A.Ripkowski, S 25 M.Evans, S 29 K.Brice, DB 33 M.Hyde, RB 44 J.Starks, LB 48 J.Thomas, LB 51 K.Fackrell, LB 56 J.Peppers, LS 61 B.Goode, T/G 67 D.Barclay, T 78 J.Spriggs, TE 82 R.Rodgers, WR 83 J.Janis, WR 84 J.Abbrederis, WR 88 T.Montgomery, DE 94 D.Lowry, DE/LB 95 D.Jones, DT 97 K.Clark, DT 99 C.Ringo

K 3 B.Walsh, WR 11 L.Treadwell, P 18 J.Locke, CB 20 M.Alexander, RB 21 J.McKinnon, S 27 J.Kearse, CB 35 M.Sherels, S 41 A.Harris, RB 44 M.Asiata, LS 47 K.McDermott, FB 48 Z.Line, LB 52 C.Greenway, LB 57 A.Cole, LB 59 E.Lamur, T 68 T.Clemmings, WR 84 C.Patterson, TE 85 R.Ellison, TE 89 D.Morgan, DT 92 Tom.Johnson, DE 94 J.Trattou, DE 99 D.Hunter

### Did Not Play

### Did Not Play

QB 7 B.Hundley, TE 80 J.Perillo

QB 13 S.Hill, G 67 Z.Kerin, T 78 J.Sirles

### Not Active

### Not Active

QB 6 J.Callahan, CB 28 J.Hawkins, S 32 C.Banjo, CB 37 S.Shields, T 68 K.Murphy, LB 91 J.Elliott

WR 17 J.Wright, CB 29 X.Rhodes, LB 40 K.Brothers, LB 51 E.Robinson, C 62 N.Easton, DT 73 S.Floyd, TE 83 M.Pruitt

### Field Goals (made ( ) & missed)

|          |                   | B. Walsh | (46) |   |   |          |
|----------|-------------------|----------|------|---|---|----------|
|          |                   | 1        | 2    | 3 | 4 | OT Total |
| VISITOR: | Green Bay Packers | 7        | 0    | 0 | 7 | 0 14     |
| HOME:    | Minnesota Vikings | 0        | 10   | 7 | 0 | 0 17     |

### Scoring Plays

| Team    | Qtr | Time  | Play Description (Extra Point) (Drive Info)                       | Visitor | Home |
|---------|-----|-------|---|---------|------|
| Packers | 1   | 5:39  | J.Nelson 1 yd. pass from A.Rodgers (M.Crosby kick) (5-52, 3:08)   | 7       | 0    |
| Vikings | 2   | 10:14 | K.Rudolph 8 yd. pass from S.Bradford (B.Walsh kick) (10-54, 4:46) | 7       | 7    |
| Vikings | 2   | 0:27  | B.Walsh 46 yd. Field Goal (8-59, 4:14)                            | 7       | 10   |
| Vikings | 3   | 2:11  | S.Diggs 25 yd. pass from S.Bradford (B.Walsh kick) (6-87, 2:46)   | 7       | 17   |
| Packers | 4   | 12:41 | A.Rodgers 10 yd. run (M.Crosby kick) (10-75, 4:30)                | 14      | 17   |

Paid Attendance: 66,813

Time: 3:12



**Green Bay Packers vs Minnesota Vikings**  
**9/18/2016 at U.S. Bank Stadium**

# Final Individual Statistics

## Green Bay Packers

## Minnesota Vikings

| <b>RUSHING</b> | <b>ATT</b> | <b>YDS</b> | <b>AVG</b> | <b>LG</b> | <b>TD</b> | <b>RUSHING</b> | <b>ATT</b> | <b>YDS</b> | <b>AVG</b> | <b>LG</b> | <b>TD</b> |
|----------------|------------|------------|------------|-----------|-----------|----------------|------------|------------|------------|-----------|-----------|
| E.Lacy         | 12         | 50         | 4.2        | 13        | 0         | A.Peterson     | 12         | 19         | 1.6        | 5         | 0         |
| A.Rodgers      | 3          | 29         | 9.7        | <b>10</b> | 1         | M.Asiata       | 6          | 14         | 2.3        | 12        | 0         |
| J.Starks       | 7          | 3          | 0.4        | 5         | 0         | J.McKinnon     | 2          | 2          | 1.0        | 2         | 0         |
| R.Cobb         | 1          | 1          | 1.0        | 1         | 0         | C.Patterson    | 1          | -2         | -2.0       | -2        | 0         |
|                |            |            |            |           |           | S.Bradford     | 1          | -3         | -3.0       | -3        | 0         |
| <b>Total</b>   | <b>23</b>  | <b>83</b>  | <b>3.6</b> | <b>13</b> | <b>1</b>  | <b>Total</b>   | <b>22</b>  | <b>30</b>  | <b>1.4</b> | <b>12</b> | <b>0</b>  |

| <b>PASSING</b> | <b>ATT</b> | <b>CMP</b> | <b>YDS</b> | <b>SK/YD</b> | <b>TD</b> | <b>LG</b> | <b>IN</b> | <b>RT</b>   | <b>PASSING</b> | <b>ATT</b> | <b>CMP</b> | <b>YDS</b> | <b>SK/YD</b> | <b>TD</b> | <b>LG</b> | <b>IN</b> | <b>RT</b>    |
|----------------|------------|------------|------------|--------------|-----------|-----------|-----------|-------------|----------------|------------|------------|------------|--------------|-----------|-----------|-----------|--------------|
| A.Rodgers      | 36         | 20         | 213        | 5/33         | 1         | 39        | 1         | 70.7        | S.Bradford     | 31         | 22         | 286        | 4/32         | 2         | 46        | 0         | 121.2        |
| <b>Total</b>   | <b>36</b>  | <b>20</b>  | <b>213</b> | <b>5/33</b>  | <b>1</b>  | <b>39</b> | <b>1</b>  | <b>70.7</b> | <b>Total</b>   | <b>31</b>  | <b>22</b>  | <b>286</b> | <b>4/32</b>  | <b>2</b>  | <b>46</b> | <b>0</b>  | <b>121.2</b> |

| <b>PASS RECEIVING</b> | <b>TAR</b> | <b>REC</b> | <b>YDS</b> | <b>AVG</b>  | <b>LG</b> | <b>TD</b> | <b>PASS RECEIVING</b> | <b>TAR</b> | <b>REC</b> | <b>YDS</b> | <b>AVG</b>  | <b>LG</b> | <b>TD</b> |
|-----------------------|------------|------------|------------|-------------|-----------|-----------|-----------------------|------------|------------|------------|-------------|-----------|-----------|
| J.Nelson              | 11         | 5          | 73         | 14.6        | 39        | 1         | S.Diggs               | 11         | 9          | 182        | 20.2        | 46        | 1         |
| R.Cobb                | 7          | 5          | 42         | 8.4         | 14        | 0         | A.Thielen             | 5          | 4          | 41         | 10.3        | 15        | 0         |
| J.Cook                | 6          | 4          | 31         | 7.8         | 14        | 0         | K.Rudolph             | 8          | 3          | 31         | 10.3        | 19        | 1         |
| D.Adams               | 7          | 3          | 26         | 8.7         | 13        | 0         | C.Johnson             | 2          | 2          | 15         | 7.5         | 10        | 0         |
| R.Rodgers             | 2          | 2          | 25         | 12.5        | 15        | 0         | A.Peterson            | 3          | 2          | 7          | 3.5         | 7         | 0         |
| J.Starks              | 1          | 1          | 16         | 16.0        | 16        | 0         | M.Asiata              | 1          | 1          | 11         | 11.0        | 11        | 0         |
| T.Davis               | 1          | 0          | 0          | 0.0         | 0         | 0         | J.McKinnon            | 1          | 1          | -1         | -1.0        | -1        | 0         |
| E.Lacy                | 1          | 0          | 0          | 0.0         | 0         | 0         |                       |            |            |            |             |           |           |
| <b>Total</b>          | <b>36</b>  | <b>20</b>  | <b>213</b> | <b>10.7</b> | <b>39</b> | <b>1</b>  | <b>Total</b>          | <b>31</b>  | <b>22</b>  | <b>286</b> | <b>13.0</b> | <b>46</b> | <b>2</b>  |

| <b>INTERCEPTIONS</b> | <b>NO</b> | <b>YDS</b> | <b>AVG</b> | <b>LG</b> | <b>TD</b> | <b>INTERCEPTIONS</b> | <b>NO</b> | <b>YDS</b> | <b>AVG</b> | <b>LG</b> | <b>TD</b> |
|----------------------|-----------|------------|------------|-----------|-----------|----------------------|-----------|------------|------------|-----------|-----------|
| <b>Total</b>         | <b>0</b>  | <b>0</b>   | <b>0</b>   | <b>0</b>  | <b>0</b>  | T.Waynes             | 1         | 4          | 4.0        | 4         | 0         |
|                      |           |            |            |           |           | <b>Total</b>         | <b>1</b>  | <b>4</b>   | <b>4.0</b> | <b>4</b>  | <b>0</b>  |

| <b>PUNTING</b> | <b>NO</b> | <b>YDS</b> | <b>AVG</b>  | <b>NET</b>  | <b>TB</b> | <b>IN20</b> | <b>LG</b> | <b>PUNTING</b> | <b>NO</b> | <b>YDS</b> | <b>AVG</b>  | <b>NET</b>  | <b>TB</b> | <b>IN20</b> | <b>LG</b> |
|----------------|-----------|------------|-------------|-------------|-----------|-------------|-----------|----------------|-----------|------------|-------------|-------------|-----------|-------------|-----------|
| J.Schum        | 5         | 193        | 38.6        | 38.6        | 0         | 1           | 44        | J.Locke        | 7         | 273        | 39.0        | 38.7        | 0         | 5           | 50        |
| <b>Total</b>   | <b>5</b>  | <b>193</b> | <b>38.6</b> | <b>38.6</b> | <b>0</b>  | <b>1</b>    | <b>44</b> | <b>Total</b>   | <b>7</b>  | <b>273</b> | <b>39.0</b> | <b>38.7</b> | <b>0</b>  | <b>5</b>    | <b>50</b> |

| <b>PUNT RETURNS</b> | <b>NO</b> | <b>YDS</b> | <b>AVG</b> | <b>FC</b> | <b>LG</b> | <b>TD</b> | <b>PUNT RETURNS</b> | <b>NO</b> | <b>YDS</b> | <b>AVG</b> | <b>FC</b> | <b>LG</b> | <b>TD</b> |
|---------------------|-----------|------------|------------|-----------|-----------|-----------|---------------------|-----------|------------|------------|-----------|-----------|-----------|
| D.Randall           | 1         | 2          | 2.0        | 0         | 2         | 0         | M.Sherels           | 0         | 0          | 0.0        | 3         | 0         | 0         |
| M.Hyde              | 0         | 0          | 0.0        | 4         | 0         | 0         | [DOWNED]            | 1         | 0          | 0.0        | 0         | 0         | 0         |
| T.Davis             | 0         | 0          | 0.0        | 1         | 0         | 0         | [OUT OF BOUNDS]     | 1         | 0          | 0.0        | 0         | 0         | 0         |
| [DOWNED]            | 1         | 0          | 0.0        | 0         | 0         | 0         |                     |           |            |            |           |           |           |
| <b>Total</b>        | <b>1</b>  | <b>2</b>   | <b>2.0</b> | <b>5</b>  | <b>2</b>  | <b>0</b>  | <b>Total</b>        | <b>0</b>  | <b>0</b>   | <b>0.0</b> | <b>3</b>  | <b>0</b>  | <b>0</b>  |

| <b>KICKOFF RETURNS</b> | <b>NO</b> | <b>YDS</b> | <b>AVG</b>  | <b>FC</b> | <b>LG</b> | <b>TD</b> | <b>KICKOFF RETURNS</b> | <b>NO</b> | <b>YDS</b> | <b>AVG</b>  | <b>FC</b> | <b>LG</b> | <b>TD</b> |
|------------------------|-----------|------------|-------------|-----------|-----------|-----------|------------------------|-----------|------------|-------------|-----------|-----------|-----------|
| T.Montgomery           | 1         | 21         | 21.0        | 0         | 21        | 0         | C.Patterson            | 2         | 62         | 31.0        | 0         | 37        | 0         |
| [TOUCHBACK]            | 3         | 0          | 0.0         | 0         | 0         | 0         | [TOUCHBACK]            | 1         | 0          | 0.0         | 0         | 0         | 0         |
| <b>Total</b>           | <b>1</b>  | <b>21</b>  | <b>21.0</b> | <b>0</b>  | <b>21</b> | <b>0</b>  | <b>Total</b>           | <b>2</b>  | <b>62</b>  | <b>31.0</b> | <b>0</b>  | <b>37</b> | <b>0</b>  |

### Green Bay Packers

| <b>FUMBLES</b> | <b>FUM</b> | <b>LOST</b> | <b>OWN-REC</b> | <b>YDS</b> | <b>TD</b> | <b>FORCED</b> | <b>OPP-REC</b> | <b>YDS</b> | <b>TD</b> | <b>OUT-BDS</b> |
|----------------|------------|-------------|----------------|------------|-----------|---------------|----------------|------------|-----------|----------------|
| A.Rodgers      | 3          | 1           | 0              | 0          | 0         | 0             | 0              | 0          | 0         | 0              |
| D.Adams        | 1          | 1           | 0              | 0          | 0         | 0             | 0              | 0          | 0         | 0              |
| J.Cook         | 0          | 0           | 1              | 0          | 0         | 0             | 0              | 0          | 0         | 0              |
| J.Tretter      | 0          | 0           | 1              | 0          | 0         | 0             | 0              | 0          | 0         | 0              |
| R.Cobb         | 0          | 0           | 0              | 0          | 0         | 1             | 1              | 0          | 0         | 0              |
| L.Gunter       | 0          | 0           | 0              | 0          | 0         | 1             | 0              | 0          | 0         | 0              |
| <b>Total</b>   | <b>4</b>   | <b>2</b>    | <b>2</b>       | <b>0</b>   | <b>0</b>  | <b>2</b>      | <b>1</b>       | <b>0</b>   | <b>0</b>  | <b>0</b>       |

### Minnesota Vikings

| <b>FUMBLES</b> | <b>FUM</b> | <b>LOST</b> | <b>OWN-REC</b> | <b>YDS</b> | <b>TD</b> | <b>FORCED</b> | <b>OPP-REC</b> | <b>YDS</b> | <b>TD</b> | <b>OUT-BDS</b> |
|----------------|------------|-------------|----------------|------------|-----------|---------------|----------------|------------|-----------|----------------|
| A.Thielen      | 1          | 0           | 1              | 0          | 0         | 0             | 0              | 0          | 0         | 0              |
| A.Sendejo      | 1          | 1           | 0              | 0          | 0         | 0             | 1              | 3          | 0         | 0              |
| E.Griffen      | 0          | 0           | 0              | 0          | 0         | 1             | 0              | 0          | 0         | 0              |
| D.Hunter       | 0          | 0           | 0              | 0          | 0         | 1             | 0              | 0          | 0         | 0              |

Green Bay Packers vs Minnesota Vikings

9/18/2016 at U.S. Bank Stadium

**Final Individual Statistics**

|             |   |   |   |   |   |   |   |   |   |   |
|-------------|---|---|---|---|---|---|---|---|---|---|
| E.Kendricks | 0 | 0 | 0 | 0 | 0 | 1 | 0 | 0 | 0 | 0 |
| B.Robison   | 0 | 0 | 0 | 0 | 0 | 1 | 0 | 0 | 0 | 0 |
| S.Stephen   | 0 | 0 | 0 | 0 | 0 | 0 | 1 | 0 | 0 | 0 |
| Total       | 2 | 1 | 1 | 0 | 0 | 4 | 2 | 3 | 0 | 0 |

## Final Team Statistics

|  | Visitor<br>Packers | Home<br>Vikings |
|--|--------------------|-----------------|
| <b>TOTAL FIRST DOWNS</b>                             | 20                 | 15              |
| By Rushing   | 5                  | 2               |
| By Passing   | 10                 | 11              |
| By Penalty   | 5                  | 2               |
| <b>THIRD DOWN EFFICIENCY</b>                         | 6-13-46%           | 4-14-29%        |
| <b>FOURTH DOWN EFFICIENCY</b>                        | 0-1-0%             | 1-2-50%         |
| <b>TOTAL NET YARDS</b>                               | 263                | 284             |
| Total Offensive Plays (inc. times thrown passing)    | 64                 | 57              |
| Average gain per offensive play                      | 4.1                | 5.0             |
| <b>NET YARDS RUSHING</b>                             | 83                 | 30              |
| Total Rushing Plays                                  | 23                 | 22              |
| Average gain per rushing play                        | 3.6                | 1.4             |
| Tackles for a loss-number and yards                  | 3-9                | 6-12            |
| <b>NET YARDS PASSING</b>                             | 180                | 254             |
| Times thrown - yards lost attempting to pass         | 5-33               | 4-32            |
| Gross yards passing                                  | 213                | 286             |
| <b>PASS ATTEMPTS-COMPLETIONS-HAD INTERCEPTED</b>     | 36-20-1            | 31-22-0         |
| Avg gain per pass play (inc.# thrown passing)        | 4.4                | 7.3             |
| <b>KICKOFFS Number-In End Zone-Touchbacks</b>        | 3-2-1              | 4-3-3           |
| <b>PUNTS Number and Average</b>                      | 5-38.6             | 7-39.0          |
| Had Blocked  | 0                  | 0               |
| <b>FGs - PATs Had Blocked</b>                        | 0-0                | 0-0             |
| <b>Net Punting Average</b>                           | 38.6               | 38.7            |
| <b>TOTAL RETURN YARDAGE (Not Including Kickoffs)</b> | 2                  | 4               |
| No. and Yards Punt Returns                           | 1-2                | 0-0             |
| No. and Yards Kickoff Returns                        | 1-21               | 2-62            |
| No. and Yards Interception Returns                   | 0-0                | 1-4             |
| <b>PENALTIES Number and Yards</b>                    | 6-72               | 13-137          |
| <b>FUMBLES Number and Lost</b>                       | 4-2                | 2-1             |
| <b>TOUCHDOWNS</b>                                    | 2                  | 2               |
| Rushing  | 1                  | 0               |
| Passing  | 1                  | 2               |
| <b>EXTRA POINTS Made-Attempts</b>                    | 2-2                | 2-2             |
| Kicking Made-Attempts                                | 2-2                | 2-2             |
| <b>FIELD GOALS Made-Attempts</b>                     | 0-0                | 1-1             |
| <b>RED ZONE EFFICIENCY</b>                           | 2-3-67%            | 1-1-100%        |
| <b>GOAL TO GO EFFICIENCY</b>                         | 2-2-100%           | 0-0-0%          |
| <b>SAFETIES</b>                                      | 0                  | 0               |
| <b>FINAL SCORE</b>                                   | 14                 | 17              |
| <b>TIME OF POSSESSION</b>                            | 29:42              | 30:18           |

## Ball Possession And Drive Chart

### Green Bay Packers

| #  | Time Recd | Time Lost | Time Poss | How Ball Obtained | Drive Began | # Play | Yds Gain | Yds Pen | Net Yds | 1st Down | Last Scrm | How Given Up |
|----|-----------|-----------|-----------|-------------------|-------------|--------|----------|---------|---------|----------|-----------|--------------|
| 1  | 12:11     | 12:03     | 0:08      | Punt              | GB 10       | 1      | 3        | 0       | 3       | 0        | GB 10     | Fumble       |
| 2  | 12:03     | 11:04     | 0:59      | Fumble            | GB 10       | 3      | 5        | 0       | 5       | 0        | GB 15     | Punt         |
| 3  | 8:47      | 5:39      | 3:08      | Punt              | GB 48       | 5      | 11       | 41      | 52      | 3        | * MIN 1   | Touchdown    |
| 4  | 2:31      | 0:00      | 2:31      | Punt              | GB 10       | 5      | 2        | 0       | 2       | 1        | GB 12     | Punt         |
| 5  | 10:14     | 8:34      | 1:40      | Kickoff           | GB 25       | 3      | 6        | 0       | 6       | 0        | GB 31     | Punt         |
| 6  | 6:58      | 4:41      | 2:17      | Punt              | GB 24       | 6      | 29       | 0       | 29      | 1        | MIN 47    | Punt         |
| 7  | 0:27      | 0:00      | 0:27      | Kickoff           | GB 25       | 1      | 9        | -5      | 4       | 0        | GB 20     | End of Half  |
| 8  | 15:00     | 13:02     | 1:58      | Kickoff           | GB 24       | 3      | 19       | -10     | 9       | 0        | GB 33     | Punt         |
| 9  | 10:34     | 4:57      | 5:37      | Punt              | GB 14       | 10     | 55       | 18      | 73      | 5        | * MIN 14  | Downs        |
| 10 | 2:11      | 12:41     | 4:30      | Kickoff           | GB 25       | 10     | 57       | 18      | 75      | 4        | * MIN 10  | Touchdown    |
| 11 | 10:32     | 6:53      | 3:39      | Punt              | GB 15       | 8      | 41       | 0       | 41      | 3        | MIN 40    | Fumble       |
| 12 | 4:38      | 1:50      | 2:48      | Punt              | GB 9        | 9      | 36       | 0       | 36      | 3        | GB 45     | Interception |

(239) Average GB 20

### Minnesota Vikings

| #  | Time Recd | Time Lost | Time Poss | How Ball Obtained | Drive Began | # Play | Yds Gain | Yds Pen | Net Yds | 1st Down | Last Scrm | How Given Up |
|----|-----------|-----------|-----------|-------------------|-------------|--------|----------|---------|---------|----------|-----------|--------------|
| 1  | 15:00     | 12:11     | 2:49      | Kickoff           | MIN 25      | 6      | 17       | 0       | 17      | 1        | MIN 42    | Punt         |
| 2  | 11:04     | 8:47      | 2:17      | Punt              | MIN 47      | 3      | 4        | 0       | 4       | 0        | GB 49     | Punt         |
| 3  | 5:39      | 2:31      | 3:08      | Kickoff           | MIN 23      | 5      | 25       | -5      | 20      | 1        | MIN 43    | Punt         |
| 4  | 15:00     | 10:14     | 4:46      | Punt              | MIN 46      | 10     | 64       | -10     | 54      | 4        | * GB 8    | Touchdown    |
| 5  | 8:34      | 6:58      | 1:36      | Punt              | MIN 34      | 3      | -3       | 0       | -3      | 0        | MIN 31    | Punt         |
| 6  | 4:41      | 0:27      | 4:14      | Punt              | MIN 13      | 8      | 64       | -5      | 59      | 2        | GB 28     | Field Goal   |
| 7  | 13:02     | 10:34     | 2:28      | Punt              | MIN 23      | 4      | 11       | 15      | 26      | 2        | MIN 49    | Punt         |
| 8  | 4:57      | 2:11      | 2:46      | Downs             | MIN 13      | 6      | 87       | 0       | 87      | 3        | GB 25     | Touchdown    |
| 9  | 12:41     | 10:32     | 2:09      | Kickoff           | MIN 44      | 3      | 13       | -15     | -2      | 0        | MIN 42    | Punt         |
| 10 | 6:53      | 4:38      | 2:15      | Fumble            | MIN 44      | 4      | 2        | -5      | -3      | 1        | MIN 41    | Punt         |
| 11 | 1:50      | 0:00      | 1:50      | Interception      | MIN 45      | 6      | 0        | 7       | 7       | 1        | GB 48     | Downs        |

(357) Average MIN 32

### \* inside opponent's 20

#### Time of Possession by Quarter

| Visitor           | Home              | 1st  | 2nd   | 3rd  | 4th  | OT | Total |
|-------------------|-------------------|------|-------|------|------|----|-------|
| Green Bay Packers | Minnesota Vikings | 6:46 | 4:24  | 9:46 | 8:46 |    | 29:42 |
| Minnesota Vikings | Green Bay Packers | 8:14 | 10:36 | 5:14 | 6:14 |    | 30:18 |

#### Kickoff Drive No.-Start Average

Packers: 4 - GB 25      Vikings: 3 - MIN 31







# First Quarter

9/18/2016

## Play By Play

GB wins the coin toss and elects to defer. MIN elects to Receive, and GB elects to defend the east goal.

M.Crosby kicks 65 yards from GB 35 to end zone, Touchback.

### Minnesota Vikings at 15:00

- 1-10-MIN 25 (15:00) (Shotgun) S.Bradford pass short right to A.Peterson to MIN 25 for no gain (B.Martinez).  
 2-10-MIN 25 (14:21) (Shotgun) A.Peterson left guard to MIN 27 for 2 yards (M.Daniels; B.Martinez).  
 3-8-MIN 27 (13:37) (Shotgun) S.Bradford pass short right to A.Thielen pushed ob at MIN 42 for 15 yards (D.Randall).  
1-10-MIN 42 (13:05) (Shotgun) A.Peterson left tackle to MIN 42 for no gain (L.Guion; N.Perry).  
 2-10-MIN 42 (12:28) S.Bradford pass incomplete deep left to K.Rudolph.  
 3-10-MIN 42 (12:23) (Shotgun) S.Bradford pass incomplete short right to K.Rudolph.  
 4-10-MIN 42 (12:18) (Punt formation) J.Locke punts 48 yards to GB 10, Center-K.McDermott, fair catch by M.Hyde.

P1

### Green Bay Packers at 12:11

- 1-10-GB 10 (12:11) (Shotgun) A.Rodgers pass short left to D.Adams to GB 13 for 3 yards (E.Kendricks). FUMBLES (E.Kendricks), RECOVERED by MIN-A.Sendejo at GB 13. A.Sendejo to GB 10 for 3 yards (R.Cobb). FUMBLES (R.Cobb), RECOVERED by GB-R.Cobb at GB 10. R.Cobb to GB 10 for no gain (A.Sendejo).

### Green Bay Packers at 12:03

- 1-10-GB 10 (12:03) (Shotgun) E.Lacy up the middle to GB 15 for 5 yards (L.Joseph).  
 2-5-GB 15 (11:25) (No Huddle, Shotgun) A.Rodgers pass incomplete short middle to J.Cook (E.Kendricks).  
 3-5-GB 15 (11:22) (Shotgun) A.Rodgers pass incomplete deep left to J.Nelson.  
 4-5-GB 15 (11:17) (Punt formation) J.Schum punts 38 yards to MIN 47, Center-B.Goode, downed by GB-J.Abbrederis.

### Minnesota Vikings at 11:04

- 1-10-MIN 47 (11:04) (Shotgun) S.Bradford pass short right to J.McKinnon to MIN 46 for -1 yards (J.Thomas).  
 2-11-MIN 46 (10:23) S.Bradford sacked at MIN 37 for -9 yards (M.Daniels).  
 3-20-MIN 37 (9:37) (Shotgun) S.Bradford pass short left to S.Diggs to GB 49 for 14 yards (J.Thomas) [J.Peppers].  
 4-6-GB 49 (8:57) (Punt formation) J.Locke punts 3 yards to GB 46, Center-K.McDermott. D.Randall to GB 48 for 2 yards (Z.Line). Punt Partially Blocked by GB 88

### Green Bay Packers at 8:47

- 1-10-GB 48 (8:47) (Shotgun) A.Rodgers pass short left to R.Cobb to MIN 47 for 5 yards (E.Kendricks).  
 2-5-MIN 47 (8:12) (Shotgun) E.Lacy left end to MIN 44 for 3 yards (S.Stephen).  
 3-2-MIN 44 (7:33) (No Huddle) A.Rodgers pass incomplete deep middle to D.Adams.  
*PENALTY on MIN-T.Newman, Defensive Pass Interference, 40 yards, enforced at MIN 44 - No Play.*  
1-4-MIN 4 (7:24) E.Lacy right guard to MIN 2 for 2 yards (A.Barr; S.Stephen).  
 2-2-MIN 2 (6:38) A.Rodgers pass incomplete short right to J.Nelson.  
*PENALTY on MIN-T.Newman, Defensive Holding, 1 yard, enforced at MIN 2 - No Play.*  
1-1-MIN 1 (6:33) (Shotgun) E.Lacy up the middle to MIN 1 for no gain (E.Kendricks; S.Stephen).  
 Timeout #1 by GB at 05:44.  
 2-1-MIN 1 (5:44) **A.Rodgers pass short left to J.Nelson for 1 yard, TOUCHDOWN.**  
 (Kick formation) M.Crosby extra point is GOOD, Center-B.Goode, Holder-J.Schum.

X1

X2

P3

|   |
|---|
| <b>GB 7 MIN 0, 5 plays, 52 yards, 2 penalties, 3:08 drive, 9:21 elapsed</b> |
|---|

M.Crosby kicks 67 yards from GB 35 to MIN -2. C.Patterson to MIN 23 for 25 yards (M.Evans).

### Minnesota Vikings at 5:39, (1st play from scrimmage 5:33)

- 1-10-MIN 23 (5:33) A.Peterson up the middle to MIN 22 for -1 yards (M.Daniels).  
 2-11-MIN 22 (4:59) (Shotgun) S.Bradford pass short right to S.Diggs pushed ob at MIN 37 for 15 yards (B.Martinez).  
1-10-MIN 37 (4:22) S.Bradford pass incomplete short right to K.Rudolph (M.Burnett) [D.Jones].  
 2-10-MIN 37 (4:17) A.Peterson left guard to MIN 37 for no gain (M.Daniels).  
 3-10-MIN 37 (4:17) (Shotgun) *PENALTY on MIN-M.Kalil, False Start, 5 yards, enforced at MIN 37 - No Play.*  
 3-15-MIN 32 (3:21) (Shotgun) S.Bradford pass short left to M.Asiatea to MIN 43 for 11 yards (L.Gunter).  
 4-4-MIN 43 (2:39) (Punt formation) J.Locke punts 47 yards to GB 10, Center-K.McDermott, fair catch by M.Hyde.

P2

### Green Bay Packers at 2:31

- 1-10-GB 10 (2:31) (Shotgun) A.Rodgers pass short right to J.Nelson to GB 16 for 6 yards (T.Newman).  
 2-4-GB 16 (2:02) (Shotgun) A.Rodgers pass short left to R.Cobb to GB 23 for 7 yards (A.Sendejo).  
1-10-GB 23 (1:30) (No Huddle, Shotgun) J.Starks right end to GB 25 for 2 yards (D.Hunter).  
 2-8-GB 25 (:48) (Shotgun) A.Rodgers pass incomplete deep left to D.Adams [Tom.Johnson].

P4



**Green Bay Packers vs Minnesota Vikings at U.S. Bank Stadium**

3-8-GB 25 (:44) (Shotgun) A.Rodgers sacked at GB 13 for -12 yards (D.Hunter). FUMBLES (D.Hunter) [D.Hunter], recovered by GB-J.Tretter at GB 12. J.Tretter to GB 12 for no gain (E.Kendricks).

4-21-GB 12 (:04) (Punt formation) J.Schum punts 42 yards to MIN 46, Center-B.Goode, fair catch by M.Sherels.

**END OF QUARTER**

|                          | Score    | Time Poss   | First Downs |          |          |          | Efficiencies |            |
|--------------------------|----------|-------------|-------------|----------|----------|----------|--------------|------------|
|                          |          |             | R           | P        | X        | T        | 3 Down       | 4 Down     |
| <b>Green Bay Packers</b> | <b>7</b> | <b>6:46</b> | <b>0</b>    | <b>2</b> | <b>2</b> | <b>4</b> | <b>0/2</b>   | <b>0/0</b> |
| <b>Minnesota Vikings</b> | <b>0</b> | <b>8:14</b> | <b>0</b>    | <b>2</b> | <b>0</b> | <b>2</b> | <b>1/4</b>   | <b>0/0</b> |

## Second Quarter

9/18/2016

## Play By Play

Minnesota Vikings continued.

## Minnesota Vikings at 15:00

|                   |  |    |
|-------------------|--|----|
| 1-10-MIN 46       | (15:00) A.Peterson left guard to MIN 42 for -4 yards (L.Guion).  |    |
| 2-14-MIN 42       | (14:21) (Shotgun) S.Bradford pass deep left to K.Rudolph pushed ob at GB 39 for 19 yards (L.Gunter).   | P3 |
| <u>1-10-GB 39</u> | (14:01) (Shotgun) S.Bradford pass short right to A.Thielen pushed ob at GB 27 for 12 yards (D.Randall).  | P4 |
| <u>1-10-GB 27</u> | (13:43) (Shotgun) S.Bradford pass incomplete deep left to A.Thielen.   |    |
| 2-10-GB 27        | (13:38) (Shotgun) S.Bradford pass incomplete short right to K.Rudolph.   |    |
| 3-10-GB 27        | (13:35) (Shotgun) S.Bradford pass short left to A.Thielen to GB 19 for 8 yards (L.Gunter) [N.Perry]. FUMBLES (L.Gunter), and recovers at GB 18. A.Thielen to GB 18 for no gain (L.Gunter). |    |
| 4-1-GB 18         | (12:46) (Shotgun) S.Bradford pass short middle to S.Diggs to GB 14 for 4 yards (D.Randall).  | P5 |
| <u>1-10-GB 14</u> | (12:18) (Shotgun) PENALTY on MIN-A.Smith, False Start, 5 yards, enforced at GB 14 - No Play.   |    |
| 1-15-GB 19        | (12:18) PENALTY on MIN-B.Fusco, False Start, 5 yards, enforced at GB 19 - No Play.   |    |
| 1-20-GB 24        | (11:35) S.Bradford pass short left to A.Peterson pushed ob at GB 17 for 7 yards (H.Clinton-Dix).   |    |
| 2-13-GB 17        | (10:59) (Shotgun) S.Bradford pass short middle to S.Diggs to GB 8 for 9 yards (Q.Rollins).   |    |
| 3-4-GB 8          | <b>(10:18) (Shotgun) S.Bradford pass short right to K.Rudolph for 8 yards, TOUCHDOWN.</b>  | P6 |
|                   | (Kick formation) B.Walsh extra point is GOOD, Center-K.McDermott, Holder-J.Locke.  |    |

|   |
|---|
| <b>GB 7 MIN 7, 10 plays, 54 yards, 4:46 drive, 4:46 elapsed</b> |
|---|

B.Walsh kicks 65 yards from MIN 35 to end zone, Touchback.

## Green Bay Packers at 10:14

|            |  |
|------------|--|
| 1-10-GB 25 | (10:14) E.Lacy right end to GB 27 for 2 yards (E.Kendricks; C.Munnerlyn).                |
| 2-8-GB 27  | (9:35) (No Huddle) E.Lacy left tackle to GB 31 for 4 yards (Tom.Johnson; D.Hunter).      |
| 3-4-GB 31  | (8:49) (Shotgun) A.Rodgers pass incomplete deep right to T.Davis [E.Griffen].            |
| 4-4-GB 31  | (8:41) (Punt formation) J.Schum punts 35 yards to MIN 34, Center-B.Goode, out of bounds. |

## Minnesota Vikings at 8:34

|             |   |
|-------------|---|
| 1-10-MIN 34 | (8:34) (Shotgun) A.Peterson up the middle to MIN 38 for 4 yards (K.Clark).                                    |
| 2-6-MIN 38  | (7:52) (Shotgun) S.Bradford pass incomplete short right to K.Rudolph (J.Ryan).<br>Timeout #1 by MIN at 07:48. |
| 3-6-MIN 38  | (7:48) (Shotgun) S.Bradford sacked at MIN 31 for -7 yards (J.Peppers).  |
| 4-13-MIN 31 | (7:05) (Punt formation) J.Locke punts 45 yards to GB 24, Center-K.McDermott, fair catch by M.Hyde.            |

## Green Bay Packers at 6:58

|                    |   |    |
|--------------------|---|----|
| 1-10-GB 24         | (6:58) (Shotgun) A.Rodgers pass incomplete short left to J.Nelson.  |    |
| 2-10-GB 24         | (6:54) (Shotgun) A.Rodgers pass short middle to R.Cobb to GB 31 for 7 yards (H.Smith).  |    |
| 3-3-GB 31          | (6:12) (Shotgun) A.Rodgers pass short left to J.Nelson to MIN 48 for 21 yards (A.Sendejo).<br><i>Penalty on MIN-E.Griffen, Defensive Offside, declined.</i> | P5 |
| <u>1-10-MIN 48</u> | (5:44) (Shotgun) R.Cobb right tackle to MIN 47 for 1 yard (D.Hunter).<br>Timeout #2 by GB at 05:00.   |    |
| 2-9-MIN 47         | (5:00) A.Rodgers pass incomplete short left to D.Adams [Tom.Johnson].   |    |
| 3-9-MIN 47         | (4:52) (Shotgun) A.Rodgers pass incomplete short middle to R.Cobb.  |    |
| 4-9-MIN 47         | (4:48) (Punt formation) J.Schum punts 34 yards to MIN 13, Center-B.Goode, fair catch by M.Sherels.  |    |

## Minnesota Vikings at 4:41

|                    |   |    |
|--------------------|---|----|
| 1-10-MIN 13        | (4:41) A.Peterson left end to MIN 18 for 5 yards (C.Matthews).                  |    |
| 2-5-MIN 18         | (4:01) A.Peterson right tackle to MIN 22 for 4 yards (C.Matthews).              |    |
| 3-1-MIN 22         | (3:20) A.Peterson right guard to MIN 24 for 2 yards (N.Perry; J.Ryan).          | R7 |
| <u>1-10-MIN 24</u> | (2:36) S.Bradford pass deep right to S.Diggs to GB 32 for 44 yards (D.Randall). | P8 |
| <u>1-10-GB 32</u>  | (2:01) S.Bradford pass incomplete short right to A.Peterson [M.Burnett].        |    |

## Two-Minute Warning

|            |   |
|------------|---|
| 2-10-GB 32 | (1:56) (Shotgun) S.Bradford pass short left to C.Johnson to GB 27 for 5 yards (L.Gunter).                   |
| 3-5-GB 27  | (1:21) (Shotgun) S.Bradford pass short right to K.Rudolph to GB 23 for 4 yards (M.Hyde).                    |
| 4-1-GB 23  | (1:21) (Run formation) PENALTY on MIN-S.Bradford, Delay of Game, 5 yards, enforced at GB 23 - No Play.      |
| 4-6-GB 28  | <b>(:31) (Field Goal formation) B.Walsh 46 yard field goal is GOOD, Center-K.McDermott, Holder-J.Locke.</b> |

|  |
|--|
| <b>GB 7 MIN 10, 8 plays, 59 yards, 4:14 drive, 14:33 elapsed</b> |
|--|

**Green Bay Packers vs Minnesota Vikings at U.S. Bank Stadium**

B.Walsh kicks 65 yards from MIN 35 to end zone, Touchback.

**Green Bay Packers at 0:27**

1-10-GB 25 (:27) (Shotgun) A.Rodgers pass deep left to D.Adams to MIN 32 for 43 yards (H.Smith) [E.Griffen].

*PENALTY on GB-D.Adams, Offensive Pass Interference, 10 yards, enforced at GB 25 - No Play.*

1-20-GB 15 (:27) (Shotgun) *PENALTY on MIN-B.Robison, Neutral Zone Infraction, 5 yards, enforced at GB 15 - No Play.*

1-15-GB 20 (:18) (Shotgun) A.Rodgers pass short right to R.Cobb to GB 29 for 9 yards (C.Munnerlyn; A.Sendejo).

**END OF QUARTER**

|                          | Score     | Time Poss    | First Downs |          |          |          | Efficiencies |            |
|--------------------------|-----------|--------------|-------------|----------|----------|----------|--------------|------------|
|                          |           |              | R           | P        | X        | T        | 3 Down       | 4 Down     |
| <b>Green Bay Packers</b> | <b>7</b>  | <b>4:24</b>  | <b>0</b>    | <b>1</b> | <b>0</b> | <b>1</b> | <b>1/3</b>   | <b>0/0</b> |
| <b>Minnesota Vikings</b> | <b>10</b> | <b>10:36</b> | <b>1</b>    | <b>5</b> | <b>0</b> | <b>6</b> | <b>2/5</b>   | <b>1/1</b> |

## Third Quarter

9/18/2016

## Play By Play

GB elects to Receive, and MIN elects to defend the goal.

B.Walsh kicks 62 yards from MIN 35 to GB 3. T.Montgomery to GB 24 for 21 yards (A.Harris).

## Green Bay Packers at 15:00, (1st play from scrimmage 14:55)

- 1-10-GB 24 (14:55) E.Lacy left end to GB 33 for 9 yards (H.Smith).  
 2-1-GB 33 (14:19) E.Lacy right tackle to GB 37 for 4 yards (S.Stephen).  
*PENALTY on GB-R.Rodgers, Offensive Holding, 10 yards, enforced at GB 33 - No Play.*  
 2-11-GB 23 (13:52) A.Rodgers pass incomplete deep left to J.Nelson.  
 3-11-GB 23 (13:49) (Shotgun) A.Rodgers pass short left to J.Cook to GB 33 for 10 yards (H.Smith).  
 4-1-GB 33 (13:09) (Punt formation) J.Schum punts 44 yards to MIN 23, Center-B.Goode, fair catch by M.Sherels.

## Minnesota Vikings at 13:02

- 1-10-MIN 23 (13:02) S.Bradford pass short middle to S.Diggs to MIN 33 for 10 yards (Q.Rollins) P9  
*PENALTY on GB-M.Daniels, Roughing the Passer, 15 yards, enforced at MIN 33.* X10  
1-10-MIN 48 (12:38) A.Peterson left tackle to MIN 46 for -2 yards (J.Ryan).  
 2-12-MIN 46 (11:58) (Shotgun) S.Bradford pass short middle to C.Johnson to GB 44 for 10 yards (L.Gunter).  
 3-2-GB 44 (11:22) (Shotgun) S.Bradford sacked at MIN 49 for -7 yards (C.Matthews).  
 4-9-MIN 49 (10:40) (Punt formation) J.Locke punts 37 yards to GB 14, Center-K.McDermott, fair catch by M.Hyde.

## Green Bay Packers at 10:34

- 1-10-GB 14 (10:34) A.Rodgers pass incomplete short left to R.Cobb.  
*PENALTY on MIN-T.Waynes, Defensive Pass Interference, 13 yards, enforced at GB 14 - No Play.* X6  
1-10-GB 27 (10:28) A.Rodgers pass short middle to J.Cook to GB 41 for 14 yards (H.Smith). P7  
1-10-GB 41 (10:00) (No Huddle) E.Lacy left guard to GB 40 for -1 yards (L.Joseph).  
 2-11-GB 40 (9:25) (No Huddle) A.Rodgers pass incomplete short right.  
*PENALTY on MIN-T.Waynes, Defensive Holding, 5 yards, enforced at GB 40 - No Play.* X8  
1-10-GB 45 (9:18) E.Lacy left end to MIN 43 for 12 yards (C.Greenway; H.Smith). R9  
1-10-MIN 43 (8:34) A.Rodgers sacked at MIN 45 for -2 yards (Tom.Johnson).  
 2-12-MIN 45 (7:51) (Shotgun) A.Rodgers pass short left to J.Cook to MIN 41 for 4 yards (T.Waynes).  
 3-8-MIN 41 (7:15) (Shotgun) A.Rodgers scrambles left end to MIN 32 for 9 yards (E.Griffen). FUMBLES (E.Griffen), recovered by GB-J.Cook at MIN 22. R10  
1-10-MIN 22 (6:18) J.Starks right tackle to MIN 24 for -2 yards (C.Greenway).  
 2-12-MIN 24 (5:49) (Shotgun) A.Rodgers pass short left to R.Rodgers to MIN 14 for 10 yards (H.Smith; A.Sendejo).  
 3-2-MIN 14 (5:08) (Shotgun) A.Rodgers pass incomplete short left to J.Nelson.  
 4-2-MIN 14 (5:04) (Shotgun) J.Starks left guard to MIN 13 for 1 yard (L.Joseph; B.Robison).

## Minnesota Vikings at 4:57

- 1-10-MIN 13 (4:57) A.Peterson up the middle to MIN 17 for 4 yards (J.Ryan).  
 2-6-MIN 17 (4:22) S.Bradford pass short right to S.Diggs to GB 37 for 46 yards (J.Ryan). P11  
 Timeout #1 by MIN at 03:31.  
1-10-GB 37 (3:31) A.Peterson right guard to GB 32 for 5 yards (K.Fackrell). MIN-A.Peterson was injured during the play.  
 2-5-GB 32 (3:05) J.McKinnon up the middle to GB 30 for 2 yards (H.Clinton-Dix).  
 3-3-GB 30 (2:42) (Shotgun) S.Bradford pass short right to A.Thielen to GB 25 for 5 yards (J.Thomas). GB-M.Hyde was injured during the play. P12  
1-10-GB 25 (2:16) (Shotgun) S.Bradford pass deep middle to S.Diggs for 25 yards, TOUCHDOWN [M.Daniels]. P13  
*Penalty on GB-D.Randall, Defensive Pass Interference, declined.*  
 B.Walsh extra point is GOOD, Center-K.McDermott, Holder-J.Locke.

GB 7 MIN 17, 6 plays, 87 yards, 2:46 drive, 12:49 elapsed

B.Walsh kicks 65 yards from MIN 35 to end zone, Touchback.

## Green Bay Packers at 2:11

- 1-10-GB 25 (2:11) (Shotgun) J.Starks right end to GB 26 for 1 yard (L.Joseph).  
 2-9-GB 26 (1:36) (Shotgun) J.Starks left end to GB 31 for 5 yards (A.Sendejo).  
*PENALTY on GB-T.Lang, Offensive Holding, 10 yards, enforced at GB 31.*  
 2-14-GB 21 (1:12) (Shotgun) A.Rodgers pass incomplete deep left to D.Adams.  
*PENALTY on MIN-T.Waynes, Defensive Pass Interference, 28 yards, enforced at GB 21 - No Play.* X11  
1-10-GB 49 (1:05) A.Rodgers pass incomplete deep middle to J.Nelson [Tom.Johnson].

**Green Bay Packers vs Minnesota Vikings at U.S. Bank Stadium**

2-10-GB 49 (1:00) (Shotgun) A.Rodgers pass short middle to J.Starks to MIN 35 for 16 yards (A.Sendejo).

1-10-MIN 35 (:22) J.Starks right end to MIN 33 for 2 yards (L.Joseph).

**END OF QUARTER**

|                   | Score | Time Poss | First Downs |   |   |   | Efficiencies |        |
|-------------------|-------|-----------|-------------|---|---|---|--------------|--------|
|                   |       |           | R           | P | X | T | 3 Down       | 4 Down |
| Green Bay Packers | 7     | 9:46      | 2           | 2 | 3 | 7 | 1/3          | 0/1    |
| Minnesota Vikings | 17    | 5:14      | 0           | 4 | 1 | 5 | 1/2          | 0/0    |

## Fourth Quarter

9/18/2016

## Play By Play

Green Bay Packers continued.

- 2-8-MIN 33 (15:00) (Shotgun) A.Rodgers sacked at MIN 43 for -10 yards (E.Griffen).
- 3-18-MIN 43 (14:18) (No Huddle, Shotgun) A.Rodgers pass deep left to J.Nelson to MIN 4 for 39 yards (A.Sendejo). P13
- 1-4-MIN 4 (13:28) (Shotgun) A.Rodgers pass incomplete short right to D.Adams (T.Newman).
- 2-4-MIN 4 (13:24) (Shotgun) J.Starks right end pushed ob at MIN 10 for -6 yards (C.Munnerlyn).
- 3-10-MIN 10 (12:50) (Shotgun) A.Rodgers scrambles up the middle for 10 yards, TOUCHDOWN. R14
- PENALTY on GB-J.Tretter, Unsportsmanlike Conduct, 15 yards, enforced between downs.*
- (Kick formation) M.Crosby extra point is GOOD, Center-B.Goode, Holder-J.Schum.

|  |
|--|
| <b>GB 14 MIN 17, 10 plays, 75 yards, 1 penalty, 4:30 drive, 2:19 elapsed</b> |
|--|

M.Crosby kicks 73 yards from GB 20 to MIN 7. C.Patterson to MIN 44 for 37 yards (D.Randall).

## Minnesota Vikings at 12:41, (1st play from scrimmage 12:35)

- 1-10-MIN 44 (12:35) (Shotgun) C.Patterson right end to MIN 42 for -2 yards (D.Jones).
- PENALTY on MIN-S.Diggs, Unnecessary Roughness, 15 yards, enforced at MIN 42.*
- 2-27-MIN 27 (11:55) (Shotgun) J.McKinnon right guard to MIN 27 for no gain (J.Thomas).
- 3-27-MIN 27 (11:19) (Shotgun) S.Bradford pass short middle to S.Diggs to MIN 42 for 15 yards (J.Thomas).
- 4-12-MIN 42 (10:39) (Punt formation) J.Locke punts 43 yards to GB 15, Center-K.McDermott, fair catch by T.Davis.

## Green Bay Packers at 10:32

- 1-10-GB 15 (10:32) (Shotgun) A.Rodgers pass incomplete short right to E.Lacy.
- 2-10-GB 15 (10:28) (Shotgun) E.Lacy up the middle to GB 28 for 13 yards (A.Sendejo). R15
- 1-10-GB 28 (9:56) (No Huddle) A.Rodgers pass short right to J.Nelson pushed ob at GB 34 for 6 yards (T.Newman).
- 2-4-GB 34 (9:26) (Shotgun) E.Lacy up the middle to GB 35 for 1 yard (H.Smith).
- 3-3-GB 35 (8:43) (Shotgun) A.Rodgers pass short left to D.Adams to GB 45 for 10 yards (T.Waynes). P16
- 1-10-GB 45 (8:04) E.Lacy left tackle to GB 45 for no gain (A.Barr).
- 2-10-GB 45 (7:24) (Shotgun) A.Rodgers pass short middle to R.Rodgers to MIN 40 for 15 yards (A.Sendejo). P17
- 1-10-MIN 40 (7:00) (No Huddle, Shotgun) A.Rodgers sacked at MIN 46 for -6 yards (B.Robison). FUMBLES (B.Robison), RECOVERED by MIN-S.Stephen at MIN 44. S.Stephen to MIN 44 for no gain (J.Tretter).

## Minnesota Vikings at 6:53

- 1-10-MIN 44 (6:53) M.Asiata left tackle to GB 44 for 12 yards (H.Clinton-Dix; J.Ryan). R14
- 1-10-GB 44 (6:12) M.Asiata right tackle to GB 45 for -1 yards (J.Ryan; M.Burnett). GB-M.Burnett was injured during the play.
- 2-11-GB 45 (5:39) (Shotgun) S.Bradford pass incomplete short middle to S.Diggs (K.Clark).
- 3-11-GB 45 (5:35) (Shotgun) S.Bradford sacked at MIN 46 for -9 yards (sack split by J.Peppers and N.Perry).
- 4-20-MIN 46 (4:53) (Punt formation) *PENALTY on MIN-M.Alexander, False Start, 5 yards, enforced at MIN 46 - No Play.*
- 4-25-MIN 41 (4:53) (Punt formation) J.Locke punts 50 yards to GB 9, Center-K.McDermott, downed by MIN-J.Kearse.

## Green Bay Packers at 4:38

- 1-10-GB 9 (4:38) (Shotgun) A.Rodgers pass incomplete short right to J.Cook.
- 2-10-GB 9 (4:32) (Shotgun) A.Rodgers pass short left to J.Cook to GB 12 for 3 yards (T.Waynes).
- 3-7-GB 12 (3:51) (Shotgun) A.Rodgers pass short middle to R.Cobb to GB 26 for 14 yards (C.Munnerlyn). P18
- 1-10-GB 26 (3:25) (Shotgun) A.Rodgers scrambles to GB 36 for 10 yards (A.Sendejo). R19
- 1-10-GB 36 (3:19) (Shotgun) A.Rodgers pass incomplete short middle to R.Cobb (C.Munnerlyn).
- 2-10-GB 36 (3:14) (Shotgun) A.Rodgers pass short left to D.Adams to GB 49 for 13 yards (T.Waynes). P20
- 1-10-GB 49 (2:33) (Shotgun) A.Rodgers sacked at GB 45 for -4 yards (L.Joseph).

## Two-Minute Warning

- 2-14-GB 45 (2:00) (Shotgun) A.Rodgers pass incomplete short right to J.Nelson (T.Newman).
- 3-14-GB 45 (1:56) (Shotgun) A.Rodgers pass short left intended for D.Adams INTERCEPTED by T.Waynes at MIN 41. T.Waynes pushed ob at MIN 45 for 4 yards (D.Adams).

## Minnesota Vikings at 1:50

- 1-10-MIN 45 (1:50) M.Asiata right tackle to MIN 48 for 3 yards (M.Hyde).
- Timeout #1 by GB at 01:44.
- 2-7-MIN 48 (1:44) M.Asiata left guard to MIN 49 for 1 yard (B.Martinez).
- Timeout #2 by GB at 01:40.
- 3-6-MIN 49 (1:40) S.Bradford pass incomplete short middle to S.Diggs.
- PENALTY on GB-D.Randall, Defensive Pass Interference, 12 yards, enforced at MIN 49 - No Play.* X15

**Green Bay Packers vs Minnesota Vikings at U.S. Bank Stadium**

- 1-10-GB 39 (1:36) M.Asiata left guard to GB 41 for -2 yards (B.Martinez).
- 2-12-GB 41 (1:33) M.Asiata up the middle to GB 40 for 1 yard (K.Clark).  
Timeout #2 by MIN at 00:48.
- 3-11-GB 40 (:48) (Run formation) S.Bradford kneels to GB 43 for -3 yards.
- 4-14-GB 43 (:03) (Run formation) *PENALTY on MIN-S.Bradford, Delay of Game, 5 yards, enforced at GB 43 - No Play.*
- 4-19-GB 48 (:03) (Shotgun) S.Bradford pass incomplete short right to S.Diggs.

**END OF QUARTER**

|                          | Score     | Time Poss   | First Downs |          |          |          | Efficiencies |            |
|--------------------------|-----------|-------------|-------------|----------|----------|----------|--------------|------------|
|                          |           |             | R           | P        | X        | T        | 3 Down       | 4 Down     |
| <b>Green Bay Packers</b> | <b>14</b> | <b>8:46</b> | <b>3</b>    | <b>5</b> | <b>0</b> | <b>8</b> | <b>4/5</b>   | <b>0/0</b> |
| <b>Minnesota Vikings</b> | <b>17</b> | <b>6:14</b> | <b>1</b>    | <b>0</b> | <b>1</b> | <b>2</b> | <b>0/3</b>   | <b>0/1</b> |

# Miscellaneous Statistics Report

Green Bay Packers vs Minnesota Vikings  
9/18/2016 at U.S. Bank Stadium

## Ten Longest Plays for Green Bay Packers

| Yards | Qtr | Play Start  | Play Description  |
|-------|-----|-------------|---|
| 39    | 4   | 3-18-MIN 43 | (14:18) (No Huddle, Shotgun) A.Rodgers pass deep left to J.Nelson to MIN 4 for 39 yards (A.Sendejo).  |
| 21    | 2   | 3-3-GB 31   | (6:12) (Shotgun) A.Rodgers pass short left to J.Nelson to MIN 48 for 21 yards (A.Sendejo).<br>Penalty on MIN-E.Griffen, Defensive Offside, declined.                                |
| 19    | 3   | 3-8-MIN 41  | (7:15) (Shotgun) A.Rodgers scrambles left end to MIN 32 for 9 yards (E.Griffen). FUMBLES (E.Griffen), recovered by GB-J.Cook at MIN 22. J.Cook to MIN 22 for no gain (C.Munnerlyn). |
| 16    | 3   | 2-10-GB 49  | (1:00) (Shotgun) A.Rodgers pass short middle to J.Starks to MIN 35 for 16 yards (A.Sendejo).  |
| 15    | 4   | 2-10-GB 45  | (7:24) (Shotgun) A.Rodgers pass short middle to R.Rodgers to MIN 40 for 15 yards (A.Sendejo).   |
| 14    | 3   | 1-10-GB 27  | (10:28) A.Rodgers pass short middle to J.Cook to GB 41 for 14 yards (H.Smith).  |
| 14    | 4   | 3-7-GB 12   | (3:51) (Shotgun) A.Rodgers pass short middle to R.Cobb to GB 26 for 14 yards (C.Munnerlyn).   |
| 13    | 4   | 2-10-GB 15  | (10:28) (Shotgun) E.Lacy up the middle to GB 28 for 13 yards (A.Sendejo).   |
| 13    | 4   | 2-10-GB 36  | (3:14) (Shotgun) A.Rodgers pass short left to D.Adams to GB 49 for 13 yards (T.Waynes).   |
| 12    | 3   | 1-10-GB 45  | (9:18) E.Lacy left end to MIN 43 for 12 yards (C.Greenway; H.Smith).  |

## Ten Longest Plays for Minnesota Vikings

| Yards | Qtr | Play Start  | Play Description   |
|-------|-----|-------------|--|
| 46    | 3   | 2-6-MIN 17  | (4:22) S.Bradford pass short right to S.Diggs to GB 37 for 46 yards (J.Ryan).                            |
| 44    | 2   | 1-10-MIN 24 | (2:36) S.Bradford pass deep right to S.Diggs to GB 32 for 44 yards (D.Randall).                          |
| 25    | 3   | 1-10-MIN 23 | (13:02) S.Bradford pass short middle to S.Diggs to MIN 33 for 10 yards (Q.Rollins).                      |
| 25    | 3   | 1-10-GB 25  | (2:16) (Shotgun) S.Bradford pass deep middle to S.Diggs for 25 yards, TOUCHDOWN [M.Daniels].             |
| 19    | 2   | 2-14-MIN 42 | (14:21) (Shotgun) S.Bradford pass deep left to K.Rudolph pushed ob at GB 39 for 19 yards (L.Gunter).     |
| 15    | 1   | 3-8-MIN 27  | (13:37) (Shotgun) S.Bradford pass short right to A.Thielen pushed ob at MIN 42 for 15 yards (D.Randall). |
| 15    | 1   | 2-11-MIN 22 | (4:59) (Shotgun) S.Bradford pass short right to S.Diggs pushed ob at MIN 37 for 15 yards (B.Martinez).   |
| 15    | 4   | 3-27-MIN 27 | (11:19) (Shotgun) S.Bradford pass short middle to S.Diggs to MIN 42 for 15 yards (J.Thomas).             |
| 14    | 1   | 3-20-MIN 37 | (9:37) (Shotgun) S.Bradford pass short left to S.Diggs to GB 49 for 14 yards (J.Thomas) [J.Peppers].     |
| 12    | 2   | 1-10-GB 39  | (14:01) (Shotgun) S.Bradford pass short right to A.Thielen pushed ob at GB 27 for 12 yards (D.Randall).  |

## Touchdown Scoring Information

|                |                   | Offense | Defense | Special Teams |
|----------------|-------------------|---------|---------|---------------|
| <b>VISITOR</b> | Green Bay Packers | 2       | 0       | 0             |
| <b>HOME</b>    | Minnesota Vikings | 2       | 0       | 0             |

## Player Scoring Information

| Club | Player    | TD | Rush TD | Rec TD | KO TD | Punt TD | Int TD | Fum TD | Misc TD | FG | XP | 2Pt Rush | 2Pt Rec | Sfty | Points |
|------|-----------|----|---------|--------|-------|---------|--------|--------|---------|----|----|----------|---------|------|--------|
| GB   | A.Rodgers | 0  | 1       | 0      | 0     | 0       | 0      | 0      | 0       | 0  | 0  | 0        | 0       | 0    | 6      |
| GB   | J.Nelson  | 0  | 0       | 1      | 0     | 0       | 0      | 0      | 0       | 0  | 0  | 0        | 0       | 0    | 6      |
| GB   | M.Crosby  | 0  | 0       | 0      | 0     | 0       | 0      | 0      | 0       | 0  | 2  | 0        | 0       | 0    | 2      |
| MIN  | S.Diggs   | 0  | 0       | 1      | 0     | 0       | 0      | 0      | 0       | 0  | 0  | 0        | 0       | 0    | 6      |
| MIN  | K.Rudolph | 0  | 0       | 1      | 0     | 0       | 0      | 0      | 0       | 0  | 0  | 0        | 0       | 0    | 6      |
| MIN  | B.Walsh   | 0  | 0       | 0      | 0     | 0       | 0      | 0      | 0       | 1  | 2  | 0        | 0       | 0    | 5      |

## Possession Detail

|                             | First Half |      | Second Half |       | Game    |       |
|-----------------------------|------------|------|-------------|-------|---------|-------|
|                             | Visitor    | Home | Visitor     | Home  | Visitor | Home  |
| Largest Lead                | 7          | 3    | 0           | 10    | 7       | 10    |
| Drives Leading              | 1          | 0    | 0           | 5     | 1       | 5     |
| Time of Possession Leading  | 2:31       | 0:00 | 0:00        | 11:28 | 2:31    | 11:28 |
| Largest Deficit             | -3         | -7   | -10         | 0     | -10     | -7    |
| Drives Trailing             | 1          | 2    | 5           | 0     | 6       | 2     |
| Time of Possession Trailing | 0:27       | 7:54 | 18:32       | 0:00  | 18:59   | 7:54  |
| Times Score Tied Up         |            | 1    |             | 0     |         | 1     |
| Lead Changes                |            | 2    |             | 0     |         | 2     |



# Playtime Percentage

*Percent of playtime per player on offense, defense and special teams*

## Green Bay Packers

## Minnesota Vikings

|               |    | Offense | Defense | Special Teams |     |             |    | Offense | Defense | Special Teams |     |
|---------------|----|---------|---------|---------------|-----|-------------|----|---------|---------|---------------|-----|
| D Bakhtiari   | T  | 71      | 100%    | 2             | 8%  | A Smith     | T  | 58      | 100%    | 3             | 12% |
| L Taylor      | G  | 71      | 100%    | 2             | 8%  | A Boone     | G  | 58      | 100%    | 3             | 12% |
| B Bulaga      | T  | 71      | 100%    | 2             | 8%  | J Berger    | C  | 58      | 100%    | 3             | 12% |
| J Tretter     | C  | 71      | 100%    |               |     | B Fusco     | G  | 58      | 100%    | 3             | 12% |
| A Rodgers     | QB | 71      | 100%    |               |     | M Kalil     | T  | 58      | 100%    |               |     |
| T Lang        | G  | 70      | 99%     | 2             | 8%  | S Bradford  | QB | 58      | 100%    |               |     |
| R Cobb        | WR | 70      | 99%     |               |     | K Rudolph   | TE | 56      | 97%     | 3             | 12% |
| J Nelson      | WR | 68      | 96%     |               |     | S Diggs     | WR | 51      | 88%     |               |     |
| D Adams       | WR | 54      | 76%     |               |     | C Johnson   | WR | 40      | 69%     |               |     |
| J Cook        | TE | 46      | 65%     |               |     | A Thielen   | WR | 38      | 66%     | 11            | 46% |
| R Rodgers     | TE | 36      | 51%     | 6             | 25% | A Peterson  | RB | 34      | 59%     |               |     |
| E Lacy        | RB | 35      | 49%     |               |     | D Morgan    | TE | 17      | 29%     | 3             | 12% |
| J Starks      | RB | 30      | 42%     | 4             | 17% | Z Line      | FB | 14      | 24%     | 6             | 25% |
| J Abbrederis  | WR | 6       | 8%      | 13            | 54% | M Asiata    | RB | 12      | 21%     | 12            | 50% |
| T Davis       | WR | 5       | 7%      | 5             | 21% | J McKinnon  | RB | 12      | 21%     |               |     |
| J Perillo     | TE | 3       | 4%      | 4             | 17% | R Ellison   | TE | 11      | 19%     | 9             | 38% |
| A Ripkowski   | FB | 2       | 3%      | 19            | 79% | C Patterson | WR | 3       | 5%      | 3             | 12% |
| D Barclay     | T  | 1       | 1%      | 2             | 8%  | L Treadwell | WR | 2       | 3%      |               |     |
| D Randall     | CB |         | 58 100% | 12            | 50% | A Sendejo   | SS |         | 71 100% | 11            | 46% |
| H Clinton-Dix | FS |         | 58 100% | 3             | 12% | A Barr      | LB |         | 71 100% | 3             | 12% |
| N Perry       | LB |         | 49 84%  | 3             | 12% | E Kendricks | LB |         | 71 100% | 3             | 12% |
| J Ryan        | LB |         | 45 78%  | 9             | 38% | H Smith     | FS |         | 71 100% | 2             | 8%  |
| M Burnett     | SS |         | 45 78%  | 3             | 12% | T Newman    | CB |         | 69 97%  | 1             | 4%  |
| M Daniels     | DT |         | 42 72%  | 3             | 12% | T Waynes    | CB |         | 67 94%  | 7             | 29% |
| Q Rollins     | CB |         | 41 71%  | 10            | 42% | E Griffen   | DE |         | 63 89%  | 3             | 12% |
| B Martinez    | LB |         | 41 71%  | 5             | 21% | C Munnerlyn | CB |         | 59 83%  | 2             | 8%  |
| K Clark       | DT |         | 38 66%  | 4             | 17% | B Robison   | DE |         | 57 80%  | 3             | 12% |
| C Matthews    | LB |         | 38 66%  | 3             | 12% | L Joseph    | NT |         | 47 66%  | 2             | 8%  |
| L Gunter      | CB |         | 35 60%  | 14            | 58% | S Stephen   | NT |         | 43 61%  | 5             | 21% |
| M Hyde        | SS |         | 34 59%  | 15            | 62% | T Johnson   | DT |         | 41 58%  | 2             | 8%  |
| D Jones       | LB |         | 34 59%  | 4             | 17% | D Hunter    | DE |         | 29 41%  | 4             | 17% |
| J Peppers     | LB |         | 27 47%  | 3             | 12% | C Greenway  | LB |         | 14 20%  | 3             | 12% |
| J Thomas      | LB |         | 17 29%  | 18            | 75% | M Alexander | CB |         | 6 8%    | 12            | 50% |
| K Brice       | FS |         | 9 16%   | 20            | 83% | J Trattou   | DE |         | 2 3%    | 17            | 71% |
| L Guion       | NT |         | 8 14%   | 1             | 4%  | M Sherels   | CB |         |         | 20            | 83% |
| K Fackrell    | LB |         | 7 12%   | 19            | 79% | A Harris    | FS |         |         | 17            | 71% |
| C Ringo       | NT |         | 6 10%   | 1             | 4%  | A Cole      | LB |         |         | 17            | 71% |
| D Lowry       | DE |         | 6 10%   |               |     | E Lamur     | LB |         |         | 17            | 71% |
| J Janis       | WR |         |         | 15            | 62% | J Kearse    | SS |         |         | 15            | 62% |
| T Montgomery  | WR |         |         | 14            | 58% | J Locke     | P  |         |         | 9             | 38% |
| B Goode       | LS |         |         | 7             | 29% | K McDermott | LS |         |         | 9             | 38% |
| J Schum       | P  |         |         | 7             | 29% | B Walsh     | K  |         |         | 7             | 29% |
| M Crosby      | K  |         |         | 5             | 21% | T Clemmings | T  |         |         | 3             | 12% |
| M Evans       | SS |         |         | 3             | 12% |             |    |         |         |               |     |
| J Spriggs     | T  |         |         | 2             | 8%  |             |    |         |         |               |     |