



2016 TAMPA BAY BUCCANEERS

MEDIA INFORMATION




VS.



GAME THREE

VS. LOS ANGELES

SEPT. 25TH - 4:05 PM ET





TAMPA BAY BUCCANEERS
2016 WEEKLY PRESS RELEASE
PUBLIC RELATIONS

ONE BUCCANEER PLACE, TAMPA FLORIDA
TEL (813) 554-1311
FAX (813) 387-6317



VS.



TAMPA BAY BUCCANEERS (1-1) VS. LOS ANGELES RAMS (1-1)

SUNDAY, SEPTEMBER 25, 2016, 4:05 P.M. ET

RAYMOND JAMES STADIUM (65,618)

NETWORK TELEVISION: FOX

PLAY-BY-PLAY: DICK STOCKTON **ANALYSTS:** CHRIS SPIELMAN **SIDELINE:** KRISTINA PINK

BUCS RADIO: US 103.5, FLAGSHIP STATION (103.5 FM, 620 AM & 95.3 FM)

PLAY-BY-PLAY: GENE DECKERHOFF **ANALYST:** DAVE MOORE **SIDELINE:** T.J. RIVES

LAST GAME: TAMPA BAY LOST AT ARIZONA, 40-7; LOS ANGELES WON VS. SEATTLE, 9-3



ALL-TIME SERIES

This will be the first meeting of the two teams since the Rams returned to Los Angeles. The Rams lead the all-time series 13-8 in the regular season, having captured the last four wins in the series: 28-13 (2012) and 19-17 (2014) in Tampa; 23-13 (2013) and 31-23 (2015) at St. Louis. In the Buccaneers' last win in the series, Tampa Bay kept St. Louis scoreless in the second half to come back from an 11-point deficit and win 18-17 in 2010. The Bucs rallied for a wild 38-35 victory in Tampa in 2000, held off St. Louis in a 24-17 win in 2001 at the Dome at America's Center and knocked off the Rams 26-14 in Tampa in 2002 before St. Louis won in a closely contested 28-21 Monday Night Football matchup in 2004. The Buccaneers won at Raymond James Stadium by a score of 24-3 in 2007. St. Louis also owns victories over the Buccaneers in the 1979 and 1999 NFC Championship Games, but in each occasion, the Buccaneers avenged their Championship Game loss with a downing of the Rams the following season in Tampa. Those paybacks included the thrilling 38-35 victory in 2000, one of the most memorable regular season games in team history. The Rams were the opponent the first time the Tampa Bay franchise ever took the field, for a preseason contest at the Los Angeles Coliseum (7/31/76) – L.A. won, 26-3. The Bucs first played the Rams in regular season action in 1977, a 31-0 Rams victory. After Los Angeles won again at home in 1978, the Bucs earned their first win of the series with a 21-6 victory in Tampa in 1979. But the Rams gained revenge later that season in the NFC title game. Tampa Bay won 10-9 the following season in a primetime affair, but proceeded to lose six consecutive games to the Rams over an eight-year span. The Bucs ended that skid with a 24-14 win in Tampa (12/11/94).

REGULAR SEASON SERIES BY THE NUMBERS

Overall Regular Season Series	Los Angeles leads series, 13-8
Home Record vs. Los Angeles Rams	7-6
Road Record vs. Los Angeles Rams	1-7
Current Streak	Rams, four games (2012-15)
Buccaneers Longest Streak	Four games (1994-2002)
Rams Longest Streak	Six games (1984-92)
Regular Season Point Total	Buccaneers 419 – Rams 493
Most Points, Buccaneers	38, Buccaneers 38-35 (2000)
Most Points, Rams	35, three times, last Buccaneers 38-35 (2000)
Most Points, both teams	73, Buccaneers 38-35 (2000)
Fewest Points, Buccaneers	0, Rams 31-0 (1977)
Fewest Points, Rams	3, Buccaneers 24-3 (2007)
Fewest Points, both teams	19, Buccaneers 10-9 (1980)
Largest Win, Buccaneers	21 points, Buccaneers 24-3 (2007)
Largest Win, Rams	32 points, Rams 35-3 (1987)

2016 Schedule and Results (1-1)

DATE	OPPONENT (TV)	TIME
9/11	at Atlanta (FOX)	W, 31-24
9/18	at Arizona (FOX)	L, 9-3
9/25	LOS ANGELES (FOX)	4:05 p.m.
10/2	DENVER (CBS)	4:05 p.m.
10/10	at Carolina (ESPN)	8:30 p.m.
	Bye Week	
10/23	at San Francisco^ (FOX)	4:05 p.m.
10/30	OAKLAND^ (CBS)	1:00 p.m.
11/3	ATLANTA (NFLN)	8:25 p.m.
11/13	CHICAGO^ (FOX)	1:00 p.m.
11/20	at Kansas City^ (FOX)	1:00 p.m.
11/27	SEATTLE^ (FOX)	4:05 p.m.
12/4	at San Diego^ (FOX)	4:25 p.m.
12/11	NEW ORLEANS^ (FOX)	1:00 p.m.
12/18	at Dallas^ (FOX)	1:00 p.m.
12/24	at New Orleans^ (FOX)	1:00 p.m.
1/1/17	CAROLINA^ (FOX)	1:00 p.m.

HOME GAMES IN ALL CAPS – All Times Eastern
 ^ Subject to Flexible Scheduling

BUCCANEERS PR TWITTER AND MEDIA SITE

The Tampa Bay Buccaneers Public Relations staff is on Twitter: **@BuccaneersPR**, the department's official Twitter account, which provides media members with the latest updates on schedules and transactions, as well as notes and facts about the team and its activities.

For all of the team's publicity material, visit media.buccaneers.com. There, users will find updated statistics, game notes, bios, rosters, the 2015 Buccaneers Media Guide and more, plus the latest releases from the team.

Nelson Luis

Senior Director of Communications
 nluis@buccaneers.nfl.com

Michael Pehanich

Sr. Public Relations Manager
 mpehanich@buccaneers.nfl.com

Allen Barrett

Public Relations Manager
 abarrett@buccaneers.nfl.com

Chris King

Public Relations Coordinator
 cking@buccaneers.nfl.com

STATISTICAL COMPARISON

A look at how the teams match up in the 2016 season rankings:

Category	Tampa Bay	Los Angeles
Total Offense	23rd (338.5 ypg)	32nd (234.0 ypg)
Rushing Offense	21st (87.5 ypg)	t28th (64.5 ypg)
Passing Offense	t18th (251.0 ypg)	32nd (169.5 ypg)
Total Defense	21st (395.0 ypg)	9th (313.0 ypg)
Rushing Defense	8th (76.5 ypg)	19th (108.5 ypg)
Passing Defense	27th (318.5 ypg)	9th (204.5 ypg)
Points Scored	t22nd (19.0 ppg)	32nd (4.5 ppg)
Points Allowed	28th (32.0 ppg)	7th (15.5 ppg)
Sacks	t15th (4.0)	t23rd (2.0)
Sacks Allowed	t7th (3.0)	t21st (5.0)
Turnover Margin	32nd (-6)	t14th (0)
Team Leaders		
Rushing Yards	Doug Martin (85)	Todd Gurley (98)
Rushing Touchdowns	None	None
Passer Rating	Jameis Winston (72.7)	Case Keenum (57.8)
Passing Yards	Jameis Winston (524)	Case Keenum (369)
Passing Touchdowns	Jameis Winston (5 - t2nd, NFL)	None
Receptions	Mike Evans (11)	Kenny Britt (10)
Receiving Yards	Mike Evans (169)	Kenny Britt (161)
Receiving Touchdowns	Mike Evans (2 - t4th, NFL)	None
Tackles	Kwon Alexander (24 - t1st, NFL)	Alec Ogletree (21 - t10th, NFL)
Sacks	Four tied with 1.0	W. Hayes, R. Quinn (1.0)
Interceptions	None	None

WEEKLY MEDIA SCHEDULE

WEDNESDAY, SEPTEMBER 21

11:45 a.m. - OC Todd Monken Media Availability
 11:55 a.m. - QB Jameis Winston Media Availability/Open Locker Room
 1:20 p.m. - LA HC Jeff Fisher Conference Call
 1:25 p.m. - Practice (Open first 30 minutes)
 3:30 p.m. - LA Player Conference Call
 3:40 p.m. - HC Dirk Koetter Media Availability

THURSDAY, SEPTEMBER 22

11:25 a.m. - DC Mike Smith Media Availability
 11:35 a.m. - Open Locker Room (45 minutes)
 12:50 p.m. - Practice (Open first 30 minutes)
 3:05 p.m. - HC Dirk Koetter Media Availability

FRIDAY, SEPTEMBER 23

10:20 p.m. - Practice (Open first 30 minutes)
 11:55 a.m. - Player Availability Immediately followed by HC Dirk Koetter Media Availability (On-field)

SATURDAY, SEPTEMBER 24

No Media Availability

SUNDAY, SEPTEMBER 25

4:05 p.m. - Tampa Bay Buccaneers vs. Los Angeles Rams at Raymond James Stadium

- ALL TIMES EASTERN -





LAST GAME

- On the first drive of the third quarter, QB Jameis Winston led the Buccaneers on an 11-play, 75-yard touchdown drive that lasted 4:59 and ended when he connected with WR **Mike Evans** on a 19-yard touchdown pass.
- Evans finished the game with six catches for a team-leading 70 yards, with the one touchdown. He is the first Buccaneers player to catch a touchdown pass in each of the team's first two games since Mike Williams did so in 2012. His two touchdown receptions are tied for the most through two games in team history.
- WR **Adam Humphries** set a career high with 67 receiving yards and matched a career best with six receptions.
- DE **Noah Spence** recorded his first career sack in the third quarter, bringing down Arizona QB Carson Palmer for a four-yard loss on third-and-11, forcing a field goal attempt.
- DL **Davonte Lambert** made his NFL debut.
- RB **Jacquizz Rodgers** made his Buccaneers debut.
- LB **Kwon Alexander** was selected to fill the team's rotating captain role.

LAST GAME RECAP

GLENDALE, ARIZ. – In Week 2, the Tampa Bay Buccaneers traveled to face the Arizona Cardinals, but turnovers would be the team's undoing in a 40-7 loss. After the Buccaneers won the toss and elected to defer, the Cardinals opened the game, but cornerback Alterraun Verner deflected passes on both second and third down, forcing a punt. The Buccaneers moved the ball well on their own first drive, but a deep ball intended for wide receiver Mike Evans was picked off by cornerback Patrick Peterson in the end zone and returned to the Arizona 25. The teams traded punts before Arizona put together a 67-yard drive to go up 7-0 following a four-yard touchdown pass from quarterback Carson Palmer to wide receiver Larry Fitzgerald at the opening of the second quarter. On the ensuing drive, Winston was picked off for the second time, this time deep in Buccaneers territory. With the Cardinals taking possession at the Tampa Bay 19, they took a 10-0 lead on a 22-yard field goal by kicker Chandler Catanzaro six plays later. Late in the second quarter, Tampa Bay was driving down the field, but a communication error resulted in Winston fumbling the ball, which was recovered by Arizona at the 32-yard line. The Cardinals then drove to the Tampa Bay 1 where Palmer completed a touchdown pass to wide receiver Michael Floyd to take a 17-0 lead with

1:30 left in the first half. After a quick three-and-out by the Buccaneers, the Cardinals managed to further their lead to 24-0 at the end of the first half of play following a big 51-yard touchdown pass from Palmer to wide receiver Jaron Brown. Coming out in the third quarter, Tampa Bay opened strong, moving 75 yards in 11 plays and scoring on a 19-yard touchdown pass from Winston to Evans on third-and-13 to bring the game to 24-7. On the following drive, Cardinals running back David Johnson took a short pass for a 58-yard gain. Tampa Bay was able to hold Arizona to a field goal, however, after defensive end Noah Spence registered his first career sack on third-and-11. Catanzaro completed the 40-yard field goal on the next play for the 27-7 score. Winston was intercepted on a deflected pass on the next drive, and cornerback Marcus Cooper returned the pick for another touchdown. Catanzaro missed the extra point attempt, making the score 33-7. The Buccaneers next drove to the Arizona 26, but kicker Roberto Aguayo missed the 45-yard field goal attempt and the Cardinals took advantage of the good field position to put together yet another scoring drive, where running back Chris Johnson recorded a three-yard touchdown carry for the 40-7 score upon which the game would end.

NEW & NOTABLE

EVANS EXCELLING

Since entering the league in 2014, Mike Evans has established himself as one of the top receivers in the NFL and his production has backed it up.

Over the past three seasons, he has the 10th-most receiving yards in the NFL.

2014-16 NFL LEADERS IN RECEIVING YARDS

Rank	Player (Current Team)	Rec.	Yards
1.	WR Antonio Brown (PIT)	277	3,697
2.	WR Julio Jones (ATL)	249	3,636
3.	WR Demaryius Thomas (DEN)	225	3,061
4.	WR Odell Beckham Jr. (NYG)	199	2,914
5.	WR DeAndre Hopkins (HOU)	199	2,898
6.	WR Emmanuel Sanders (DEN)	185	2,627
7.	WR T.Y. Hilton (IND)	161	2,589
8.	WR A.J. Green (CIN)	169	2,556
9.	WR Jeremy Maclin (KC)	183	2,537
10.	WR Mike Evans (TB)	153	2,426

Evans has been one of the top big-play receivers in the NFL, with his 15.9 average per reception ranking fourth in the league among receivers with at least 100 catches.

2014-16 NFL RECEIVING AVG. LEADERS (Min. 100 Receptions)

Rank	Player (Team)	Rec.	Yds.	Avg.
1.	Michael Floyd (ARI)	104	1,759	16.9
2.	T.Y. Hilton (IND)	161	2,589	16.1
3.	Sammy Watkins (BUF)	131	2,092	16.0
4.	Mike Evans (TB)	153	2,426	15.9
5.	Allen Robinson (JAC)	137	2,074	15.1

WINSTON IN THE RECORD BOOKS

With his 19-yard touchdown pass to Mike Evans against Arizona, Jameis Winston brought his career total to 27 passing touchdowns, the 10th-most in franchise history.

MOST TOUCHDOWN PASSES - (Team History)

Rank	Player	TDs
1.	Josh Freeman, 2009-13	80
2.	Vinny Testaverde, 1987-92	77
3.	Doug Williams, 1978-82	73
4.	Trent Dilfer, 1994-99	70
5.	Brad Johnson, 2001-04	64
6.	Steve DeBerg, 1984-93	61
7.	Craig Erickson, 1992-94	34
8.	Brian Griese, 2004-08	32
9.	Mike Glennon, 2013-Pres.	29
10.	Jameis Winston, 2015-16	27

HIT THE KWON

LB Kwon Alexander has started 2016 on the right foot, making plays all over the field. Alexander has totaled 24 tackles through two games, tied for the most in the NFL.

2016 NFL TACKLE LEADERS

Rank	Player (Team)	Tackles
1.	LB Kwon Alexander (TB)	24
1.	LB Preston Brown (BUF)	24
1.	LB Mason Foster (WAS)	24
1.	LB Craig Robertson (NO)	24
5.	LB Will Compton (WAS)	23

RUN DEFENSE

The Buccaneers defense this season has held opponents to 153 rushing yards, the eighth-fewest in the NFL. Opponents have also averaged just 3.00 yards per carry, the third-lowest in the league.

2016 NFL OPPONENT RUSHING AVERAGE

Rank	Team	Opp. Rush	Opp. Rush Yds.	Avg.
1.	Green Bay Packers	48	78	1.63
2.	Seattle Seahawks	45	128	2.84
3.	Tampa Bay Buccaneers	51	153	3.00
4.	Buffalo Bills	64	202	3.22
5.	Minnesota Vikings	45	147	3.27

2016 NFL OPPONENT RUSHING YARDS

Rank	Team	Rush Yards Allowed
1.	Green Bay Packers	78
2.	Pittsburgh Steelers	101
3.	Seattle Seahawks	128
4.	New York Giants	142
5.	New York Jets	143
6.	Minnesota Vikings	147
7.	San Diego Chargers	152
8.	Tampa Bay Buccaneers	153
9.	New England Patriots	162
10.	Philadelphia Eagles	184



WHAT TO WATCH FOR

Team

- Tampa Bay has totaled 275 or more yards in each of its last 17 games. With 275 or more yards in their next contest, the team will extend its streak to 18, the second-longest streak in team history (19 consecutive: 9/16/84 vs. DET-10/6/85 vs. CHI).
- The Buccaneers have totaled 300 or more yards in each of the last five games. With 300 or more yards in their next contest, the team will extend its streak to six, tied for the second-longest streak in team history and the longest since 2012 (seven consecutive: 11/18/12 at CAR-12/30/12 at ATL).

LB Lavonte David

- David has 13.0 career sacks, and needs 0.5 more to pass Shelton Quarles (13 from 1997-2006) for fourth-most, one more to pass Derrick Brooks (13.5 from 1995-2008) for the third-most, 5.0 more to pass Chris Washington (17.5 from 1984-88) for the second-most and 14 more to pass Broderick Thomas (26.5 from 1989-93) for the most sacks by a linebacker in franchise history.
- David has nine career interceptions, and needs one more to pass Cecil Johnson (nine from 1977-85) and Richard Wood (nine from 1976-84) for third-most and tie Dave Lewis (10 from 1977-81) for second-most, and 17 more to pass Derrick Brooks (25 from 1995-2008) for the most interceptions by a linebacker in franchise history.

WR Mike Evans

- Evans has caught a touchdown in each of the first two games of the season. With a touchdown catch against Los Angeles, he will be the first player in team history to catch a touchdown in each of the first three games of the season.
- Evans has two touchdown receptions through the first two games. If he records a receiving touchdown against Los Angeles, he will tie Jimmie Giles (three in 1980) for the most receiving touchdowns through three games in team history.
- Evans has 169 receiving yards this season and needs 81 more to pass Joey Galloway (249 in 2007) for fifth-most, 84 more to pass Kevin House (252 in 1981) for fourth-most, 97 more to pass Vincent Jackson (265 in 2013) for third-most, 111 more to pass Mark Carrier (279 in 1989) for second-most and 121 more to pass Bruce Hill (289 in 1988) for the most receiving yards through the first three games of the season in team history.
- Evans has surpassed 1,000 receiving yards in each of his first two seasons and, with 1,000 or more receiving yards this season, will join Vincent Jackson (2012-14) and Joey Galloway (2005-07) as the only players in team history with three consecutive 1,000-yard receiving seasons. Galloway and Jackson are the only players in team history to total 1,000 or more receiving yards in three seasons, consecutive or otherwise.
- With 1,000 or more receiving yards this season, Evans would join A.J. Green (2011-13), John Jefferson (1978-80) and Randy Moss (1998-2000) as the only players in NFL history to post 1,000 or more receiving yards in each of their first three seasons.

WR Mike Evans (Cont.)

- Evans has 2,426 receiving yards in his first two seasons and with 863 more this season, will pass T.Y. Hilton (3,289 from 2012-14) for 10th-most, 894 more will pass Sterling Sharpe (3,319 from 1988-90) for the ninth-most, 966 more will pass Issac Bruce (3,391 from 1994-96) for eighth-most, 977 more will pass Anquan Boldin (3,402 from 2003-05) for seventh-most and 1,006 more will pass John Jefferson (3,431 from 1978-80) for the sixth-most receiving yards in a players' first three seasons since the 1970 NFL/AFL merger.
- Evans has 17 career receiving touchdowns and needs one more to pass Gerald Carter (17 from 1981-87) and Keyshawn Johnson (17 from 2000-03) for ninth-most, three more to tie Vincent Jackson (20 from 2012-15) for eighth-most, six more to tie Bruce Hill (23 from 1987-1991) for seventh-most, seven more to tie Dave Moore (24 from 1992-2001, 2004-06) for sixth-most and eight more to tie Mike Williams (25 from 2010-13) for fifth-most receiving touchdowns in franchise history.
- Evans has 17 career receiving touchdowns, tied for the ninth-most in team history. He needs one more to pass Gerald Carter (17 from 1981-87) and Keyshawn Johnson (17 from 2000-03) for ninth-most, three more to tie Vincent Jackson (20 from 2012-Present) for eighth-most, six more to tie Bruce Hill (23 from 1987-91) for seventh-most, seven more to tie Dave Moore (24 from 1992-2001, 2004-06) for sixth-most and eight more to tie Mike Williams (25 from 2010-13) for fifth-most.

WR Vincent Jackson

- Jackson has 4,215 receiving yards with Tampa Bay and needs 76 more to pass Jimmie Giles (4,300 from 1978-86) for third-most, 714 more to pass Kevin House (4,928 from 1980-86) for second-most and 804 more to pass Mark Carrier (5,018 from 1987-92) for the most receiving yards in franchise history.
- Jackson has 20 career receiving touchdowns, the eighth-most in team history. He need three more to tie Bruce Hill (23 from 1987-91) for seventh-most, four more to tie Dave Moore (24 from 1992-2001, 2004-06) for sixth-most and five more to tie Mike Williams (25 from 2010-13) for fifth-most.
- Jackson has 13 100-receiving yard games as a Buccaneer, the third-most in franchise history. He needs one more to tie Kevin House (14 from 1980-86) for the second-most and two more to tie Mark Carrier (15 from 1987-92) for the most 100-yard receiving games in franchise history.

RB Doug Martin

- Martin rushed for 1,402 yards in 2015 and, with 1,000 or more rushing yards this season, will join Errict Rhett (1994-95) and James Wilder (1984-85) as the only players in team history to record consecutive 1,000-yard rushing seasons.
- With 1,000 or more rushing yards this season, Martin will have three 1,000-yard rushing seasons, passing Warrick Dunn (2: 1998, 2000), Rhett (2: 1994, 1995) and Wilder (2: 1984, 1985) for the most such seasons in team history.
- Martin has 11 100-yard rushing games as a Buccaneer and needs one more to pass Warrick Dunn (11 from 1997-2001, 2008) for second-most and four more to pass James Wilder (14 from 1981-89) for the most 100-yard rushing games in franchise history.

RB Doug Martin (Cont.)

- Martin has 3,891 yards rushing yards as a Buccaneer and needs 1,079 more to pass Warrick Dunn (4,969 from 1997-2001, 2008) for third-most, 1,198 more to pass Mike Alstott (5,088 from 1996-2006) for second-most and 2,066 more to pass James Wilder (5,957 from 1981-89) for the most rushing yards in team history.
- Martin has 20 rushing touchdowns as a Buccaneer and needs one more to pass Carnell Williams (20 from 2005-10) and tie Reggie Cobb (21 from 1990-93) for fourth-most and four more to tie Errict Rhett (24 from 1994-97) for the third-most rushing touchdowns in franchise history.
- Martin has 4,798 yards from scrimmage as a Buccaneer and needs 172 more to pass Kevin House (4,969 from 1980-86) for sixth-most, 221 more to pass Mark Carrier (5,018 from 1987-92) for fifth-most and 925 more to pass Michael Pittman (5,723 from 2002-07) for the fourth-most scrimmage yards in team history.

DT Gerald McCoy

- McCoy has 36.5 career sacks 2.5 more to tie David Logan (39.0 from 1979-1986) for the fourth-most in franchise history and the second-most by a defensive tackle in team history.
- McCoy has five career multi-sack games and needs one more to tie David Logan (six from 1979-1986) for the fifth-most in franchise history and the third-most by a defensive tackle in team history.

QB Jameis Winston

- Winston has five touchdown passes through the first two games of the season. With one touchdown pass against Los Angeles, he will set a new team record for touchdown passes through the first three games of the year.
- Winston has 524 passing yards through the first two games of the season. He needs 163 more to pass Craig Erickson (686 in 1994) for fifth-most, 165 more to pass Brad Johnson (688 in 2002) for fourth-most, 202 more to pass Doug Williams (726 in 1981), 223 more to pass Doug Williams (747 in 1982) and 246 more to pass Brad Johnson (769 in 2003) for the most passing yards through three games in team history.
- Winston has 27 career touchdown passes, the 10th-most in franchise history. He needs two more to tie Mike Glennon (29 from 2013-Present) for the ninth-most, five more to tie Brian Griese (32 from 2004-05, 2008) for the eighth-most and eight more to tie Craig Erickson (34 from 1992-94) for the seventh-most in team history.

QB Jameis Winston (Cont.)

- Winston has 4,566 passing yards, the 10th-most in team history. He needs 276 more to pass Brian Griese (4,841 from 2004-05, 2008) for ninth-most and 587 more to pass Jeff Garcia (5,152 from 2007-08) for the eighth-most passing yards in team history.
- Winston threw 22 touchdown passes in 2015. With 20 or more touchdown passes in 2016, he would be only the third player in team history to have consecutive seasons with at least 20 passing touchdowns (also: Trent Dilfer, 1997-98; Brad Johnson, 2002-03).
- Winston has 27 touchdown passes through his first two seasons and needs 13 to tie Drew Bledsoe (40 from 1993-94), Cam Newton (40 from 2011-12) and Fran Tarkenton (40 from 1961-62) for ninth-most, 15 to tie Otto Graham for eighth-most (42 from 1946-47), 19 more to tie Blake Bortles (46 from 2014-15) and Andrew Luck (46 from 2012-13) for seventh-most, 20 more to tie Andy Dalton (47 from 2011-12) for fifth-most, 25 more to tie Peyton Manning (52 from 1998-99) and Russell Wilson (52 from 2012-13) for third-most, 26 to tie Derek Carr (53 from 2015-15) for second-most and 41 to tie Dan Marino (68 from 1983-84) for the most passing touchdowns by a player in their rookie and second seasons combined.
- Winston threw for 4,042 yards in 2015. With 4,000 or more passing yards in 2016, he will be the first player in franchise history to have consecutive seasons with at least 4,000 passing yards.
- Winston has 4,566 passing yards through his first two seasons. He needs 2,019 more to pass Joe Flacco (6,584) for 10th-most, 2,483 more to pass Drew Beldsoe (7,049 from 1993-94) for ninth-most, 2,531 more to pass Andy Dalton (7,067 from 2011-12) for eighth-most, 2,641 more to pass Ryan Tannehill (7,207 from 2012-13) for seventh-most, 2,691 more to pass Derek Carr (7,257 from 2014-15) for sixth-most, 2,728 more to pass Dan Marino (7,294 from 1983-84) for fifth-most, 2,770 more to pass Blake Bortles (7,336 from 2014-15) for fourth-most, 3,308 more to pass Peyton Manning (7,874 from 1998-99) for third-most, 3,354 more to pass Cam Newton (7,920 from 2011-12) for second-most and 3,630 more to pass Andrew Luck (8,196 from 2012-13) for the most passing yards by a player in their rookie and second seasons combined.



Los Angeles leas series 13-8 (Regular Season)

Season	Result	Site
1977	L, 31-0	Los Angeles
1978	L, 26-23	Los Angeles
1979	W, 21-6	Tampa
1980	W, 10-9	Tampa
1984	L, 34-33	Tampa
1985	L, 31-27	Tampa
1986	L, 26-20 (OT)	Los Angeles
1987	L, 35-3	Los Angeles
1990	L, 35-14	Tampa
1992	L, 31-27	Tampa
1994	W, 24-14	Tampa
2000	W, 38-35	Tampa
2001	W, 24-17	St. Louis
2002	W, 26-14	Tampa
2004	L, 28-21	St. Louis
2007	W, 24-3	Tampa
2010	W, 18-17	Tampa
2012	L, 28-13	Tampa
2013	L, 23-13	St. Louis
2014	L, 19-17	Tampa
2015	L, 31-23	St. Louis

* Franchise located in St. Louis from 1996-2015

Los Angeles leas series 2-0 (Postseason)

Season	Result	Site
1/6/1980**	L, 9-0	Tampa
1/23/2000**	L, 11-6	St. Louis

* NFC Championship

St. Louis 13, Tampa Bay 23 (December 17, 2015)

ST. LOUIS – For the second week in a row, a late comeback attempt fell short for the Tampa Bay Buccaneers, who lost 31-23 to the St. Louis Rams despite putting up 503 yards of offense and scoring 17 points in the fourth quarter. The Rams got off to a quick start, marching down the field and scoring on a 17-yard touchdown pass from quarterback Case Keenum to wide receiver Tavon Austin. The teams then traded punts before the Buccaneers were able to get into range for a long field goal attempt. Kicker Connor Barth cleared the 53-yarder, making the score 7-3. St. Louis responded with a three-play scoring drive, as Keenum aired out a 60-yard touchdown pass to wide receiver Kenny Britt. Tampa Bay was unable to get its offense moving in the first half of the game, and, late in the second quarter, the Rams took a 21-3 lead after running back Todd Gurley dove for a three-yard touchdown. Coming out to start the third quarter, the Buccaneers put together a nearly six-minute drive, but a dropped pass in the end zone on third-and-14 led to another field goal attempt by Barth, this time of 32 yards. The kick was good, bringing the game to 21-6. On the ensuing drive, the Rams moved the ball efficiently, and Austin took an end-around 21 yards for his second touchdown of the night, giving St. Louis a 28-6 lead. At the start of the fourth quarter, the Buccaneers were backed up at their own two-yard line, but quarterback Jameis Winston ensured that the team didn't stay there for long, hitting wide receiver Mike Evans first on a 20-yard pass and then a 30-yard pass. Next Winston found wide receiver Donteea Dye on a 47-yard pass to the St. Louis 1, but Dye fumbled. Tight End Luke Stocker saved the drive, downing the loose ball at the three-yard line and then pulling in the touchdown reception on the next play to make the score 21-13. Unfortunately, the Rams bounced back with a 102-yard kickoff return to the Tampa Bay 3. The Buccaneers managed to hold St. Louis to a 19-yard field goal, and the home team took a 31-13 lead. Tampa Bay was next able to drive down to the Rams' six-yard line, but opted for a field goal on fourth-and-6 to make it a two-score game, 31-16. Later in the quarter, with under four minutes left to play, Winston led the team on an 81-yard scoring drive that culminated in a nine-yard pass to tight end Austin Seferian-Jenkins. The Buccaneers next attempted an onside kick, but the ball was recovered by the Rams, who were then able to run out the remaining 1:34 of regulation to end Tampa Bay's rally.

REGULAR SEASON SERIES HIGHLIGHTS

AGAINST THE OPPOSITION

QB **Pat Haden** throws for two TDs, leading Rams to 31-0 win at the Los Angeles Coliseum (11/6/77)... RB **Ricky Bell** runs for 104 yards and one score, but five Bucs turnovers lead to 26-23 loss (11/5/78)... DE **Lee Roy Selmon** paces dominant defensive effort with two sacks in 21-6 Bucs win (9/23/79)... **Frank Corral** boots three FGs (19, 21, 23), leading Rams to 9-0 win in NFC title game in Tampa (1/6/80)... QB **Doug Williams** scores on one-yard run with 57 seconds left, lifting Bucs to 10-9 win (9/11/80)... The game was televised on ABC, Tampa Bay's first prime-time telecast... Rams RB **Eric Dickerson** scampers 42 yards for a score in overtime, handing Los Angeles a 26-20 victory (10/5/86)... Dickerson carries 30 times for 207 yards... Rams rally from 27-3 halftime deficit to win 31-27 (12/6/92)... Rams QB **Jim Everett** throws for 342 yards and three TDs... Bucs take a 6-5 lead into the final five minutes of the 1999 NFC Championship Game in St. Louis, only to see QB **Kurt Warner** hit WR **Ricky Proehl** with a game-winning, 30-yard touchdown pass just inbounds (1/23/00)... The Bucs hard-tackling defense intercepts Warner three times, limits RB **Marshall Faulk** to 49 combined yards and holds St. Louis three touchdowns below their regular-season average in the losing effort... RB **Warrick Dunn** scores his third rushing touchdown of the game with 48 seconds remaining as Tampa Bay rallies for a 38-35 win at home (12/18/00) in a game that features seven lead changes... After the Rams had stormed back from a 10-point deficit to grab a 35-31 lead, QB **Shaun King** drives the Bucs 80 yards on 13 plays for the game-winning score on a one-yard run by Dunn... S **John Lynch** seals the victory with an interception of Rams QB **Kurt Warner**, his third of the game, with less than 30 seconds remaining... Tampa Bay's defense posts five sacks and four interceptions, including a 39-yard interception return for a touchdown by LB **Derrick Brooks** with 59 seconds remaining, to give head coach **Jon Gruden** his first victory at Raymond James Stadium with a 26-14 win over the Rams on Monday Night Football (9/23/02)... DE **Simeon Rice** drops into pass coverage and snares his second career interception... CB **Brian Kelly** intercepts a QB **Kurt Warner** pass and returns it 31 yards to the Rams' one-yard line, setting up FB **Mike Alstott's** two-yard touchdown run for a 19-7 lead two plays later. RB **Earnest Graham** rushed eight times for 75 yards and two touchdowns as the Buccaneers knocked off the St. Louis Rams by a score of 24-3 at Raymond James Stadium (9/23/07)... RB **Carnell Williams** added a rushing score as Tampa Bay's defense held the Rams' offense to just 252 total yards of offense... The Buccaneers offense averaged 5.9 yards per carry in a narrow 18-17 win in Tampa (10/24/10)... WRs **Mike Williams** and **Vincent Jackson** both caught seven passes for over 100 receiving yards each, while QB **Josh Freeman** totaled 372 passing yards but four interceptions in a 28-13 loss (12/23/12)... The Rams managed to top the Buccaneers behind a defense that limited them to 170 total yards and recorded seven sacks, including one by DE **Robert Quinn** (12/22/13)... RB **Bobby Rainey** rushed for 144 yards and QB **Josh McCown** notched two rushing touchdowns, but St. Louis managed to win a 19-17 contest in Tampa, behind four made field goals from K **Greg Zuerlein** (9/14/14)... Despite 509 total yards of offense, including 363 passing yards from QB **Jameis Winston** and 157 receiving yards from WR **Mike Evans**, the Buccaneers lost on Thursday Night Football in St. Louis (12/17/15).

Below are highlights of how selected Buccaneers have performed during their careers against the **Los Angeles Rams**.

P **Bryan Anger**: Punted five times for 241 yards (48.2 avg.), with one downed inside the 20 and a net average of 45.2.

LB **Lavonte David**: Has tallied 35 total tackles, with six tackles for loss, one pass defensed and one fumble recovery in four career games against St. Louis.

WR **Mike Evans**: Caught a career-high nine passes for 157 yards on a Thursday Night Football contest at St. Louis (12/17/15).

DE **William Gholston**: Tallied seven tackles and one sack (9/14/14)... Notched a career-high 11 tackles, the most by a Buccaneers defensive lineman since 1997 (12/17/15).

WR **Adam Humphries**: Posted then career highs in receptions (6) and receiving yards (60) at St. Louis (12/17/15).

WR **Vincent Jackson**: Caught seven passes for 108 yards in a loss vs. St. Louis (12/23/12)... Caught five passes for 98 yards in a loss at St. Louis (12/22/13).

DE **Howard Jones**: Tallied a half-sack on Thursday Night Football at St. Louis (12/17/15).

DT **Gerald McCoy**: Recorded a sack for a loss of 10 yards and added 6 tackles in a loss at St. Louis (12/22/13)... Notched a half sack on Thursday Night Football at St. Louis (12/17/15).

DT **Clinton McDonald**: As a member of the Seattle Seahawks, registered his first career fumble recovery in a win at St. Louis (11/20/11)... While with Seattle, tallied one sack, to go along with five tackles in a win over the Rams (12/29/13)... Recorded six tackles and one sack (9/14/14).

RB **Doug Martin**: Totaled 119 yards from scrimmage (62 rushing, 57 receiving) against the Rams (12/23/12)... Rushed 18 times for 91 yards (5.1 avg.) (12/17/15).

TE **Austin Seferian-Jenkins**: Recorded a touchdown catch at St. Louis (12/17/15).

TE **Luke Stocker**: Recorded a touchdown catch at St. Louis (12/17/15).

QB **Jameis Winston**: Threw for a then career-high 363 passing yards and two touchdowns in a Thursday Night contest at St. Louis (12/17/15).

REGULAR SEASON SUPERLATIVES VS. ARIZONA

INDIVIDUAL SINGLE-GAME HIGHS VS. LOS ANGELES

RUSHING YARDS

Yards	Player	Game
145	W. Dunn	vs. 12/18/00
144	B. Rainey	vs. 9/14/14
119	E. Rhett	vs. 12/11/94
108	N. Wonsley	@ 10/5/86
104	R. Bell	@ 11/5/78

RUSHING TOUCHDOWNS

Number	Player	Game
3	W. Dunn	vs. 12/18/00
2	4 times, last J. McCown	vs. 9/14/14
1	13 times, last B. Rainey	vs. 12/22/13

PASSING YARDS

Yards	Player	Game
372	J. Freeman	vs. 12/23/12
363	J. Winston	@ 12/17/15
322	S. DeBerg	vs. 11/25/84
286	B. Griese	@ 10/18/04
256	S. King	vs. 12/18/00

PASSING TOUCHDOWNS

Number	Player	Game
2	8 times, last J. Winston	@ 12/17/15
1	5 times, last J. Freeman	vs. 12/23/12

RECEPTIONS

Number	Player	Game
10	J. Wilder	vs. 11/25/84
9	M. Evans	@ 12/17/15
8	2 times, last C. Williams	vs. 10/24/10
7	4 times, last V. Jackson/D. Martin/M. Williams	vs. 12/23/12
6	3 times, last A. Humphries	@ 12/17/15

RECEIVING YARDS

Yards	Player	Game
176	C. Wilson	vs. 12/11/94
157	M. Evans	@ 12/17/15
142	M. Clayton	@ 10/18/04
132	M. Williams	vs. 12/23/12
116	K. Johnson	vs. 12/18/00

RECEIVING TOUCHDOWNS

Number	Player	Game
2	2 times, last K. Johnson	vs. 12/18/00
1	17 times, last A. Seferian-Jenkins/L. Stocker	@ 12/17/15

TEAM SINGLE-GAME HIGHS VS. LOS ANGELES

FIRST DOWNS

Number	Game
30	@ 12/17/15
28	vs. 11/25/84
27	vs. 12/18/00
23	vs. 12/23/12
22	vs. 9/23/07

TOTAL NET YARDS

Yards	Game
509	@ 12/17/15
446	vs. 12/18/00
429	vs. 12/23/12
406	vs. 11/25/84
355	vs. 12/11/94

NET YARDS RUSHING

Yards	Game
209	@ 11/5/78
205	vs. 12/18/00
182	vs. 9/23/07
174	@ 10/5/86
157	vs. 9/14/14

NET YARDS PASSING

Yards	Game
363	@ 12/17/15
349	vs. 12/23/12
322	vs. 11/25/84
277	@ 10/18/04
241	vs. 12/18/00

RUSHING TOUCHDOWNS

Number	Game
3	3 times, last vs. 9/23/07
2	3 times, last vs. 9/14/14
1	9 times, last @ 12/22/13

PASSING TOUCHDOWNS

Number	Game
2	8 times, last @ 12/17/15
1	5 times, last vs. 12/23/12

CONNECTIONS

FORMER BUCCANEERS

- Rams Executive Vice President of Football Operations/ Chief Operating Officer **Kevin Demoff** spent four seasons (2005-08) with the Buccaneers where he served as a consultant before being named Senior Assistant in 2006.
- Rams Offensive Assistant **Jeff Garcia** played quarterback for the Buccaneers from 2007-08 and led the team to a NFC South Division Championship in 2007.
- Rams LB/S **Mark Barron** was selected in the first round (7th overall) of the 2012 NFL Draft by the Buccaneers and played for more than two seasons for the team before being traded to the Rams in 2014.

FORMER RAMS

- Buccaneers Offensive Line Coach **George Warhop** spent two seasons (1996-97) coaching with the Rams.
- Buccaneers Tight Ends Coach **Jon Embree** played two seasons (1987-89) at tight end for the Rams franchise.

COACHING CONNECTIONS

- Buccaneers Offensive Line Coach **George Warhop** (1998-2002) coached with Rams Assistant Head Coach **Dave McGinnis** with the Arizona Cardinals.
- Buccaneers Offensive Quality Control Coach **Ben Steele** was a tight end for the Green Bay Packers while Rams Wide Receivers Coach **Ray Sherman** was a member of the offensive coaching staff (2004).

FLORIDA TIES

- Rams Physical Therapist and Assistant Athletic Trainer **Byron Cunningham** earned his bachelor's degree in physical therapy at Florida A&M.
- Rams Director of College Scouting **Brad Holmes** is a native of Tampa, Florida and attended Chamberlain High School.
- Rams Head Athletic Trainer **Reggie Scott** did a year-long internship with the Buccaneers in 2002-03.
- Rams CB **Marcus Roberson** is originally from Ft. Lauderdale and played collegiately at the University of Florida.
- Rams DB **Lamarcus Joyner** is a native of Miami and played collegiately at Florida State.
- Rams CB **Janoris Jenkins** is a native of Pahokee and played three years collegiately at the University of Florida.
- Rams CB **Eric Patterson** is a native of Tampa.
- Rams OL **Demetrius Rhaney** is a native of Ft. Lauderdale.
- Rams T **Darrell Williams** is a native of Orlando and played collegiately at South Florida.

LOS ANGELES AREA TIES

- Buccaneers S **Chris Conte** is a native of Los Angeles.
- Buccaneers QB **Ryan Griffin** is a native of Westlake Village.
- Buccaneers CB **Alterraun Verner** is a native of Lakewood and played collegiately at UCLA.
- Buccaneers OL **Caleb Benenoch** played collegiately at UCLA.

FORMER NFL TEAMMATES

- Buccaneers CB **Alterraun Verner** was teammates with Rams WR **Kenny Britt** (2010-13), TE **Jared Cook** (2010-12) and DE **William Hayes** (2010-11) for the Tennessee Titans.

FORMER COLLEGE TEAMMATES

- Buccaneers WR **Russell Shepard** played with Rams DT **Michael Brockers** at Louisiana State University from 2010-11.
- Buccaneers S **Keith Tandy** (2009-11) played with Rams WR **Tavon Austin** at West Virginia University.
- Buccaneer LS **Andrew DePaola** played with Rams WR **Kenny Britt** at Rutgers (2006-08).
- Buccaneers CB **Alterraun Verner** played with Rams TE **Cory Harkey** at UCLA from 2008-09.
- Buccaneers WR **Adam Humphries** and Rams T **Isaiah Battle** were teammates at Clemson from 2012-14.
- Buccaneers QB **Jameis Winston** and Rams DB **Lamarcus Joyner** were teammates at Florida State in 2013.



Dirk Koetter was named the 11th head coach in franchise history on January 15, 2016. He is in his second season with the team, after serving as offensive coordinator in 2015.

In his first season with Tampa Bay (2015), Koetter helped pilot one of the most successful offenses in the NFL and one of the best in team history. The team set the franchise record for total yards (6,014 – 357.0 per game), while posting the second-most rushing yards

(2,162 – 135.1 per game) and second-most passing yards (3,852 – 240.8 per game), along with the fifth-most total points (342 – 21.4 per game). Tampa Bay ranked fifth in the NFL in yards per game (375.9), fifth in rushing yards per game (135.1) and second in the league in rush average (4.75). It marked the first time in franchise history that the Buccaneers have finished in the Top five in total offense.

Much of Tampa Bay's offensive success in 2015 came at the hands of rookie quarterback Jameis Winston, who accounted for 28 total touchdowns (22 passing, six rushing). Koetter also helped guide Winston to 4,042 passing yards, which were the second-most in a single season in team history and the third-most by a rookie in NFL history. Winston's 22 passing touchdowns were tied for the fourth-most in a single season in team history and the fourth-most by a rookie in NFL history. His six rushing touchdowns and 28 combined touchdowns were the most in a single season by a Buccaneers quarterback, while his 28 total touchdowns were tied for the third-most by a rookie in NFL history.

Prior to Koetter's arrival, the Buccaneers ranked 29th in rushing and tied for 29th in sacks allowed in 2014. This past season, under Koetter's guidance, the unit completed an impressive turnaround. Despite starting two rookies on the offensive line, Tampa Bay still managed to block for the NFL's second-leading rusher (Doug Martin – 1,402 yards) and tied for the fourth-fewest sacks in the league. While Martin was a large part of the team's success running the ball, he was aided by running back Charles Sims, who totaled 1,090 scrimmage yards (107 rushes for 529 yards, 51 catches for 561 yards). Sims averaged 6.9 yards per touch, the most by any player in the NFL with at least 150 touches since 2011 (Darren Sproles in 2011, 7.6 avg.). Martin and Sims' combined 2,566 yards from scrimmage were the most by a running back duo in the NFL in 2015 and set a franchise record for backfield teammates.

Koetter also played a key role in revamping the Buccaneers' passing game. Part of the team's success passing the ball came from targeting top wide receiver Mike Evans, who caught 74 passes for 1,206 yards. His 1,206 yards are the seventh-most in a single season in team history and stood as the 11th-most in the league last season. Sims' 561 receiving yards were the fourth-most by a running back in the NFL in 2015, while his four receiving touchdowns set a franchise record and tied for the second-most in the league by a running back.

Koetter joined the Buccaneers after three seasons working as the offensive coordinator for the Atlanta Falcons (2012-14). During his three seasons with Atlanta, the team cumulatively ranked second in the NFL in completion percentage (67.4), third in third-down conversion percentage (44.1), fourth in passing yards (277.2 per game), ninth in passing touchdowns (86), ninth in passer rating (93.9), 10th in points (24.0 per game) and 10th in total yardage (363.5 per game), while posting the second-fewest penalties (243) and penalty yards (2,043), seventh-fewest turnovers (69) and the ninth-lowest interception percentage (2.4) in the league. Koetter was part of the Falcons staff that went 13-3 in 2012 and played in the NFC Championship Game.

Under Koetter, Falcons quarterback Matt Ryan posted the three of the four highest passing yardage seasons in franchise history, as well as three of the five highest completion percentage seasons. In 2012, Ryan set franchise records and personal bests in passing yards (4,719), completion percentage (68.6) and passing touchdowns (32), while recording the second-highest passer rating mark in Falcons history (99.1). Atlanta wide receivers also flourished under Koetter, with Julio Jones setting a franchise record and ranking third in the NFL in receiving yards in 2014 with 1,593 yards. In those three seasons, the Falcons had a different player lead the team in receiving yards each season (Roddy White, 2012; Harry Douglas, 2013; Jones, 2014).

While Koetter was in charge of the Falcons' offense, he coached three players to Pro Bowl appearances (Julio Jones, 2012, 2014; Tony Gonzalez, 2012-13; Matt Ryan, 2012), with Gonzalez earning first-team All-Pro honors in 2012. In his first season with Koetter in 2012, Gonzalez set a franchise record for receiving yards by a tight end, recording 93 catches for 930 yards – the most he had recorded in either category since 2008. That same season, Jones and White combined for 2,549 receiving yards, the most by a duo in the NFL.

Prior to joining the Falcons, Koetter spent five seasons as the offensive coordinator of the Jacksonville Jaguars (2007-11). In his five years with the Jaguars, the team cumulatively ranked third in the NFL in rushing yards (132.0 per game) and sixth in rushing average (4.41). Koetter's Jacksonville offenses also showed a penchant for taking care of the football, tallying the seventh-fewest turnovers in the league during that time.

DIRK KOETTER

Koetter had immediate success in Jacksonville, with his 2007 team setting franchise records in points (25.7 per game, sixth in the NFL) and total offense (357 yards per game, seventh in the NFL). In his first season as the starter, quarterback David Garrard ranked third in the NFL and set a franchise record in passer rating (102.2), throwing a league-low three interceptions, while leading the team to a Wild Card playoff berth and a win over the Pittsburgh Steelers. In 2008, Garrard threw for a career-best 3,620 yards and in 2010 he tossed 23 touchdowns, a career high and a franchise record.

While with the Jaguars, Koetter coached four different players to six Pro Bowl selections, including running back Maurice Jones-Drew, who earned three trips to the Pro Bowl and led the NFL in rushing in 2010 en route to earning an All-Pro selection. Koetter also helped tight end Mercedes Lewis earn a Pro Bowl berth following the 2010 season, when Lewis caught 10 touchdown passes, then tied for the most in a season in Jaguars history.

Before joining the Jaguars, Koetter spent 22 years at the collegiate level, the final six as the head coach at Arizona State (2001-06). In his six seasons with the Sun Devils, Koetter led the team to four bowl games, posting a 40-34 record. Working as both the head coach and offensive coordinator, he helped Arizona State average nearly 30 points per game over six seasons, while ranking in the top 20 in the nation in passing offense in five of his six years. In addition, five of the six Sun Devil teams during Koetter's tenure produced a 1,000-yard receiver and quarterbacks that threw for 20 or more touchdowns in five of six seasons.

Koetter's first head coaching opportunity came at Boise State, where he spent three seasons (1998-2000), finishing with a 26-10 record and two consecutive bowl wins. He was a two-time Big West Coach of the Year and two-time conference champion.

A native of Pocatello, Idaho, Koetter played collegiately at Idaho State (1978-81), helping his team to a Division I-AA national championship as a senior. He graduated with a bachelor's degree in physical education and earned a master's in athletic administration a year later. After getting his master's, he became the head coach at Highland (Idaho) High School, where he worked from 1983-84, going 19-4 and winning the 1984 state championship.

In 1985, Koetter worked as the offensive coordinator at San Francisco State and from 1986-88 was the offensive coordinator and quarterbacks coach at the University of Texas El-Paso. He then served as offensive coordinator/quarterbacks coach at Missouri from 1989-93 and offensive coordinator at Boston College (1994-95) and Oregon (1996-97).

Koetter, 57, and his wife, Kim, have two daughters, Kaylee and Kendra, and two sons, Derek and Davis.

DIRK KOETTER COACHING CAPSULE

Coaching Years in NFL: 10th year (1st as Head Coach)

Buccaneers Head Coach: 1st year

Regular Season Record: 1-1 (.500)

Postseason Record: 0-0 (N/A)

ASSISTANT COACHES

OFFENSE



Offensive Coordinator/Wide Receivers Coach **Todd Monken**

- **Experience:** 5th Year NFL, 1st Year Buccaneers
- **Notes:** At Atlanta, helped coach an offense that put up 371 total yards and 31 points, each in the top five in team history for season openers.
- **Gameday Location:** Field



Quarterbacks Coach **Mike Bajakian**

- **Experience:** 5th Year NFL, 2nd Year Buccaneers
- **Notes:** QB Jameis Winston threw four touchdowns in the season opener at Atlanta - the second-most in a season opener in team history.
- **Gameday Location:** Field



Assistant Offensive Line **Butch Barry**

- **Experience:** 2nd Year NFL, 2nd Year Buccaneers
- **Notes:** Helped coach a unit that finished the season tied for the fourth-fewest sacks allowed in the NFL last year (27.0)
- **Gameday Location:** Coaching Booth



Tight Ends Coach **Jon Embree**

- **Experience:** 8th Year NFL, 3rd Year Buccaneers
- **Notes:** Buccaneers TEs Brandon Myers and Austin Seferian Jenkins each caught a touchdown in the season opener at Atlanta.
- **Gameday Location:** Field



Running Backs Coach **Tim Spencer**

- **Experience:** 12th Year NFL, 3rd Year Buccaneers
- **Notes:** RB Charles Sims caught a touchdown pass and RB Doug Martin totaled 96 yards of offense in the season opener at Atlanta.
- **Gameday Location:** Field



Offensive Quality Control **Ben Steele**


- **Experience:** 4th Year NFL, 3rd Year Buccaneers
- **Notes:** Helped coach an offense that averaged 375.9 yards per game last season, the fifth-most in the NFL.
- **Gameday Location:** Coaching Booth

OFFENSE (CONT.)



Run Game Coordinator/Offensive Line Coach **George Warhop**

- **Experience:** 21st Year NFL, 3rd Year Buccaneers
- **Notes:** Coached a unit that did not allow a sack in the season opener at Atlanta.
- **Gameday Location:** Field



Asst. Wide Receivers Coach/Game Management **Andrew Weidinger**


- **Experience:** 10th Year NFL, 2nd Year Buccaneers
- **Notes:** WR Mike Evans caught five passes for 99 yards and one touchdown in the season opener at Atlanta.
- **Gameday Location:** Coaching Booth

DEFENSE



Defensive Coordinator **Mike Smith**

- **Experience:** 17th Year NFL, 1st Year Buccaneers
- **Notes:** Coaches a Buccaneers defense that has held opponents to a 3.00 a rushing average, the third-lowest mark in the NFL.
- **Gameday Location:** Coaching Booth



Defensive Quality Control **Dave Borgonzi**

- **Experience:** 6th Year NFL, 3rd Year Buccaneers
- **Notes:** Assisted the Buccaneers' defense, which held Atlanta to 3-of-13 (23 pct.) on third down.
- **Gameday Location:** Coaching Booth



Linebackers Coach **Mark Duffner**

- **Experience:** 20th Year NFL, 1st Year Buccaneers
- **Notes:** LB Kwon Alexander had a career-high 17 tackles at Atlanta, the most by a Buccaneers player since 2010 (Barrett Ruud).
- **Gameday Location:** Field



Defensive Line Coach **Jay Hayes**

- **Experience:** 18th Year NFL, 1st Year Buccaneers
- **Notes:** DT Gerald McCoy and DE Robert Ayers Jr. each recorded a sack at Atlanta.
- **Gameday Location:** Field

ASSISTANT COACHES (CONT.)

DEFENSE (CONT.)



Secondary Coach **Jon Hoke**

- **Experience:** 14th Year NFL, 1st Year Buccaneers
- **Notes:** CB Brent Grimes tallied two passes defended at Atlanta.
- **Gameday Location:** Field



Defensive Backs Coach **Brett Maxie**

- **Experience:** 16th Year NFL, 1st Year Buccaneers
- **Notes:** S Chris Conte totaled 10 tackles at Atlanta, the second-most in the game.
- **Gameday Location:** Coaching Booth



Assistant Defensive Line Coach **Paul Spicer**

- **Experience:** 4th Year NFL, 2nd Year Buccaneers
- **Notes:** DT Gerald McCoy notched two tackles for loss and two passes defended at Atlanta.
- **Gameday Location:** Coaches Booth

SPECIAL TEAMS



Special Teams Coordinator **Nate Kaczor**

- **Experience:** 9th Year NFL, 1st Year Buccaneers
- **Notes:** P Bryan Anger ranks sixth in the league in net punting average (43.6).
- **Gameday Location:** Field



Assistant Special Teams Coach **Carlos Polk**

- **Experience:** 7th Year NFL, 3rd Year Buccaneers
- **Notes:** PR Adam Humphries ranks 10th in the league in punt return average (8.6).
- **Gameday Location:** Field

ACTIVE ROSTER BREAKDOWN

Oldest Buccaneer: LB Daryl Smith, 34, born 3/14/1982
Youngest Buccaneer: CB Vernon Hargreaves III, 21, born 1/6/1994
Tallest Buccaneer: T Demar Dotson, 6-9
Shortest Buccaneers: RB Jacquizz Rodgers, 5-6
Heaviest Buccaneer: T Donovan Smith, 338
Lightest Buccaneer: CB Johnthan Banks & CB Brent Grimes, 185
Most Seasons as a Buccaneer: T Demar Dotson, 8, joined in 2009
Most NFL Seasons: 13: LB Daryl Smith

Former First-Round Picks: 7: R. Ayers (18th) G. Cherilus (17th), M. Evans (7th), V. Hargreaves III (11th), D. Martin (31st), G. McCoy (3rd), J. Winston (1st)

Former Pro Bowlers: 7: B. Grimes, L. David, V. Jackson, D. Martin, G. McCoy, A. Verner, J. Winston

Buccaneers with SB Exp.: 3: R. Ayers (XLIX w/DEN); C. McDonald (XLIX w/SEA); E. Smith (XLV w/GB),

College With Most Buccaneers: Nine tied: 2 each Auburn, Boston College, California, Florida State, LSU, Oklahoma, Tennessee, UCLA, West Virginia

Conference With Most Buccaneers: SEC, 10: Auburn (P. Barber, D. Lambert), Florida (V. Hargreaves III), LSU (K. Alexander, R. Shepard), Mississippi (C. Ward) Miss. State (J. Banks), Tennessee (R. Ayers Jr., L. Stocker), Texas A&M (M. Evans),

Buccaneers not from Division I: 5 DE Howard Jones (Shepherd); G Ali Marpet (Hobart); CB Brent Grimes (Shippensburg), WR Cecil Shorts III (Mount Union) T Leonard Wester (Missouri Western)

State that produced Most Buccaneers: California, 8: B. Anger (Camarillo), D. Bond (Sacramento), C. Conte (Los Angeles), R. Griffin (Westlake Village), J. Hawley (Bakersfield), D. Martin (Oakland), E. Smith (Salinas), A. Verner (Lakewood)

TEAM CAPTAINS

Offense

Jameis Winston (1st year)
 Vincent Jackson (5th year)


Defense

Lavonte David (3rd year)
 Gerald McCoy (5th year)

Special Teams

Russell Shepard (2nd year)

JEFF FISHER



In January of 2012, Owner/Chairman E. Stanley Kroenke hired Jeff Fisher to be the 22nd full-time head coach in franchise history.

Fisher boasts 22 full seasons as an NFL head coach. Among active NFL head coaches, only New England's Bill Belichick, who is also entering his 21st season, has as much as experience as Fisher. With 170 career victories, Fisher ranks 13th on the NFL's career wins,

trailing only Belichick (223) among active coaches.

Fisher joined the Rams after spending 16 full seasons as head coach of the Tennessee Titans, 11 as executive vice president. In his tenure with Tennessee, he guided the Titans to six playoff appearances (1999, 2000, 2002, 2003, 2007, 2008), three division titles (2000, 2002, 2008), two AFC Championship games (1999, 2002) and one Super Bowl appearance (XXXIV). From 1999-2010, only three teams had more playoff berths (Indianapolis, Philadelphia and New England). In the 2000s, Fisher totaled 97 victories, the most successful decade in franchise history.

Fisher originally joined the Oilers'/Titans' coaching staff in 1994, after spending two seasons as the defensive backs coach for the San Francisco 49ers. He was elevated to head coach in November 1994, replacing Jack Pardee, for the final six games of the season. Fisher was instrumental in guiding the transition following the Oilers' move to Tennessee in 1996

Prior to San Francisco, Fisher reunited with his college coach John Robinson, serving as the Los Angeles Rams' defensive coordinator. Fisher began his coaching career as an assistant for Buddy Ryan and the Philadelphia Eagles in 1986, coaching the defensive backs for three seasons before becoming the NFL's youngest defensive coordinator in 1988.

A former defensive back at the University of Southern California, originally a seventh-round draft selection of the Chicago Bears in 1981, Fisher appeared in 49 games as a defensive back and return specialist in five NFL seasons. He earned a Super Bowl ring following Chicago's 1985 Super Bowl season, despite spending the year on injured reserve with an ankle injury that prematurely ended his playing career. During that season, Fisher began his post-playing career by assisting Ryan as an "unofficial" coach as the Bears ultimately defeated the New England Patriots in Super Bowl XX.

A native of Southern California, Fisher was a high school All-America wide receiver at Taft High School in Woodland Hills, Calif. Fisher is an avid fisherman and golfer and he also does considerable work off the field.

Fisher (born 2/25/58) has three children: sons Brandon and Trent and daughter Tara. Brandon is the Rams' assistant secondary coach, and Trent plays defensive back at Auburn University.

JEFF FISHER COACHING CAPSULE
Coaching Years in NFL: 31st year (22nd as Head Coach)
Rams Head Coach: 5th year
Regular Season Record: 170-157 (.520)
Postseason Record: 5-6 (.455)

LOS ANGELES ASSISTANT COACHES

Asst. Head Coach	Dave McGinnis
Asst. Head Coach/Offense.....	Rob Boras
Defensive Coordinator	Gregg Williams
Special Teams Coordinator	John Fassel
Asst. Strength & Conditioning.....	J. Aggabao
Offensive Line.....	Paul T. Boudreau
Linebackers.....	Frank Bush
Senior Defensive Assistant	Chuck Cecil
Asst. Offensive Line.....	Andy Dickerson
Secondary	Brandon Fisher
Passing Game Coordinator/Wide Receivers.....	Mike Groh
Head Strength & Conditioning	Rock Gullickson
Defensive Quality Control	Jeff Imamura
Tight Ends	John Lilly
Running Backs	Skip Peete
Asst. Defensive Line	Clyde Simmons
Asst. Wide Receivers.....	Kenan Smith
Offensive Quality Control	Barrett Trotter
Defensive Line.....	Mike Waufile
Quarterbacks	Chris Weinke
Secondary	Dennard Wilson

KOETTER/FISHER MATCH-UP

- Head Coach **Dirk Koetter** is facing the Los Angeles Rams and Head Coach **Jeff Fisher** for the first time.

- Fisher, as Head Coach of the Houston/Tennessee Oilers/Titans and St. Louis/Los Angeles Rams, is 8-1 all-time against the Buccaneers.

JASON LIGHT

Jason Licht was named the fifth general manager of the Tampa Bay Buccaneers on January 21, 2014. Now in his 20th NFL season, including one as a coach, Licht has had a proven track record of success. Since joining the Miami Dolphins front office in 1995, teams that Licht has been a part of have won over 53 percent of their games, including eight seasons with double-digit victories, while making nine playoff appearances and winning eight division titles, four conference championships and one Super Bowl title. Below is a breakdown of Licht's Year-by-Year record as a personnel member/coach.

JASON LIGHT - YEAR-BY-YEAR RECORD AS PERSONNEL MEMBER/COACH

Year	Team	W	Pct.	Playoffs	Pct.	Result
1995	Miami	9-7	.563	0-1	0.00	3rd in AFC East, Reached Wild Card Playoffs
1996*	Miami	8-8	.500	0-0	-	4th in AFC East
1998	Carolina	4-12	.250	0-0	-	4th in NFC West
1999	New England	8-8	.500	0-0	-	5th in AFC East
2000	New England	5-11	.313	0-0	-	5th in AFC East
2001	New England	11-5	.688	3-0	1.000	1st in AFC East, Won SB XXXVI
2002	New England	9-7	.563	0-0	-	2nd in AFC East
2003	Philadelphia	12-4	.750	1-1	.500	1st in NFC East, Reached Conference Championship
2004	Philadelphia	13-3	.813	2-1	.666	1st in NFC East, Reached Super Bowl XXIX
2005	Philadelphia	6-10	.375	0-0	-	4th in NFC East
2006	Philadelphia	10-6	.625	1-1	.500	1st in NFC East, Reached Divisional Playoffs
2007	Philadelphia	8-8	.500	0-0	-	4th NFC East
2008	Arizona	9-7	.563	3-1	.750	1st in NFC West, Reached Super Bowl XLIII
2009	New England	10-6	.625	0-1	.000	2nd in AFC East, Reached Wild Card Playoffs
2010	New England	14-2	.875	0-1	.000	1st in AFC East, Reached Divisional Playoffs
2011	New England	13-3	.813	2-1	.666	1st in AFC East, Reached Super Bowl XLVI
2012	Arizona	5-11	.313	0-0	-	4th in NFC West
2013	Arizona	10-6	.625	0-0	-	3rd in NFC West
2014	Tampa Bay	2-14	.125	0-0	-	4th NFC South
2015	Tampa Bay	6-10	.400	0-0	-	4th NFC South
2015	Tampa Bay	1-1	.500	0-0	-	1st NFC South
TOTALS		173-149	.537	12-8	.600	9 playoff appearances, 7 Division Championships 4 Conference Championships, 1 Super Bowl Championship

*Licht worked as an offensive assistant/quality control coach for Miami this season.

NOTABLE PLAYERS DRAFTED WITH LIGHT

Below is a list of players who have earned postseason honors after being drafted by a team that Licht worked for:


Name, Pos.	Drafted	Team	Notes
Damien Woody, OL	1999 (1st Rd., 17th overall)	New England Patriots	2002 Pro Bowl, 2x SB Champion (XXXVI, XXXVIII)
Kevin Faulk, RB	1999 (2nd Rd., 46th overall)	New England Patriots	Patriots All-2000s Team, 50th Anniversary Team
Tom Brady, QB	2000 (6th Rd., 199th overall)	New England Patriots	2x NFL MVP, 3x Super Bowl MVP
Richard Seymour, DE	2001 (1st Rd., sixth overall)	New England Patriots	NFL 2000s All-Decade Team, 7x Pro Bowl, 5x All-Pro
Matt Light, T	2001 (2nd Rd., 48th overall)	New England Patriots	3x Pro Bowl, All-Pro (2001)
Deion Branch, WR	2002 (2nd Rd., 65th overall)	New England Patriots	Super Bowl XXXIX MVP
Shawn Andrews, G	2004 (1st Rd., 16th overall)	Philadelphia Eagles	Eagles 75th Anniversary Team, 3x Pro Bowl, 2x All-Pro
Trent Cole, DE	2005 (5th Rd., 146th overall)	Philadelphia Eagles	2x Pro Bowl, All-Pro (2009), 2x Top 100 Player Choice
Stewart Bradley, LB	2007 (3rd Rd., 87th overall)	Philadelphia Eagles	SI All-Pro, (2008)
DeSean Jackson, WR	2008 (2nd Rd., 49th overall)	Philadelphia Eagles	3x Pro Bowl, PFWA All-NFC & 2nd-Team All-Pro (2009)
Julian Edelman, WR	2009 (7th Rd., 232nd overall)	New England Patriots	SB Champion (XLIX), #91 on Top 100 Players (2015)
Devin McCourty, DB	2010 (1st Rd., 27th overall)	New England Patriots	SB Champion (XLIX), 2x All-Pro, Pro Bowl (2010)
Rob Gronkowski, TE	2010 (2nd Rd., 42nd overall)	New England Patriots	SB Champion (XLIX), 4x Pro Bowl, 4x All-Pro
Nate Solder, T	2011 (1st Rd., 17th overall)	New England Patriots	SB Champion (XLIX), 2011 All-Rookie Selection
Chandler Jones, DE	2012 (1st Rd., 21st overall)	New England Patriots	SB Champion (XLIX), Pro Bowl (2015)
Tyrann Mathieu, DB	2013 (3rd Rd., 69th overall)	Arizona Cardinals	All-Pro & Pro Bowl (2015), PFWA All-Rookie Selection
Mike Evans, WR	2014 (1st Rd., seventh overall)	Tampa Bay Buccaneers	PFWA All-Rookie Selection, NFC POW
Jameis Winston, QB	2015 (1st Rd., first overall)	Tampa Bay Buccaneers	Pro Bowl (2016), PFWA All-Rookie Selection
Donovan Smith, T	2015 (2nd Rd., 34th overall)	Tampa Bay Buccaneers	PFWA All-Rookie Selection
Ali Marpet, G	2015 (2nd Rd., 61st overall)	Tampa Bay Buccaneers	PFWA All-Rookie Selection
Kwon Alexander, LB	2015 (4th Rd., 124th overall)	Tampa Bay Buccaneers	PFWA All-Rookie Selection

NEW FREE AGENTS ON THE 2016 TAMPA BAY BUCCANEERS


2016 NOTABLE FREE AGENTS




DE **Robert Ayers Jr.** comes to Tampa Bay after spending the previous two seasons with the New York Giants (2014-15). In 2015, Ayers set career highs in sacks (9.5), tackles for loss (11) and forced fumbles (2). His team-leading 9.5 sacks in 2015 are the most by any player that entered free agency this offseason and his 22 quarterback hits were the 12th-most in the league last season. Ayers recorded at least one sack in each of the final five games, with his 7.5 sacks in Weeks 13-17 standing as the second-most in the league during that time. He has been one of Pro Football Focus' top six 4-3 defensive ends each of the past two seasons. Originally a first-round selection by the Denver Broncos in 2009, he spent his first five seasons with Denver (2009-13). In his seven-year career, Ayers has played in 96 regular season games, with 39 starts, totaling 204 tackles, 41 tackles for loss, 26.5 sacks, 11 passes defended, six forced fumbles and three fumble recoveries. He has also played in six career postseason contests, with one start, notching nine tackles, three tackles for loss and 3.0 sacks.



CB **Brent Grimes** joins the Buccaneers after three seasons with the Miami Dolphins (2013-15). Prior to his time with Miami, Grimes spent six seasons with Atlanta (2007-12) where current Buccaneers defensive coordinator Mike Smith served as the Falcon's head coach from 2008-12. In his nine-year career, Grimes has 90-of-106 regular season games he has played in, totaling 401 tackles, 99 passes defended, 26 interceptions (357 return yards, two touchdowns), two forced fumbles and one fumble recovery. A four-time Pro Bowl selection (2010, 2013-15) and a 2014 Second-Team Associated Press All-Pro, Grimes' 26 interceptions are tied for the seventh-most among active players. Since joining Miami in 2013, Grimes has totaled 13 interceptions, tied for the fourth-most in the league during that time. A two-time Defensive Player of the Week (NFC Week 15, 2010; AFC Week 9, 2014), Grimes was named the NFL Alumni Defensive Back of the Year following the 2011 season.



LB **Daryl Smith** comes to Tampa Bay after three seasons with the Baltimore Ravens (2013-15). He originally entered the league as a second-round selection (39th overall) of the Jacksonville Jaguars in the 2004 NFL Draft, spending his first nine seasons with Jacksonville (2004-12). In his 12-year career, Smith has started 172-of-174 regular season games played, totaling 1,046 tackles, 68 passes defended, 30.5 sacks, 13 forced fumbles, 11 interceptions (87 return yards, one touchdown) and six fumble recoveries (82 return yards, one touchdown). He has also started all five postseason contests he has appeared in, notching 43 tackles, two forced fumbles, one pass defended, one sack and one interception. Since joining Baltimore in 2013, Smith ranks fifth in the NFL in total tackles (371) and his 29 passes defended are tied for the most by a linebacker during that span. Smith and Buccaneers linebacker Lavonte David are the only two players to total at least 5.0 sacks, five interceptions, four forced fumbles and 25 passes defended over the past three seasons. Smith ranks fourth among active players in total tackles and is one of only four active players to record at least 30 sacks and 10 interceptions (Karlos Dansby, Julius Peppers, Lawrence Timmons). His 68 passes defended are the fourth-most by a linebacker since entering the league in 2004 and are the second-most by an active linebacker.



G **J.R. Sweezy** after spending his first four seasons with Seattle (2012-15). A seventh-round pick (225th overall) in the 2012 NFL Draft, Sweezy has started 49-of-59 regular season games for the Seahawks, including each of the past 46 regular season games he has played. Sweezy has also started all 10 postseason contests he appeared in with Seattle, helping the team win consecutive NFC Championships (2013-14) and earn a victory in Super Bowl XLVIII. Since taking over as the starter for Seattle in 2013, Sweezy has been part of an offensive line that helped block for Seattle's league leading 150.7 rushing yards per game and 4.71 yards per rush. Seahawks running back Marshawn Lynch earned Pro Bowl berths in both 2013 & 2014.

2016 TAMPA BAY BUCCANEERS DRAFT CLASS

2016 DRAFT PICKS



CB **Vernon Hargreaves III** was chosen 11th overall out of the University of Florida, where he started 35-of-37 career games, totaling 121 tackles, three tackles for loss, 28 passes defended, nine interceptions (returned 191 yards), two fumble recoveries and one forced fumble. He was named a unanimous All-American after his junior season, while earning first-team All-SEC all three seasons he played, including unanimous selections following both his junior and sophomore campaigns. The Tampa native was one of three finalists for the Jim Thorpe Award in 2015, given annually to the best defensive back in college football, and was a semifinalist for the Chuck Bednarik Award in both 2014 and 2015, presented annually to the best defensive player in the country.



DE **Noah Spence** was chosen 39th overall out of Eastern Kentucky, where he spent his redshirt junior season (2015), totaling 63 tackles, 22.5 tackles for loss, 11.5 sacks, three forced fumbles and two fumble recoveries. In his one season at Eastern Kentucky, the Harrisburg, Pennsylvania native was named an FCS All-American by the Associated Press, STATA, Walter Camp Foundation and College Sporting News, while being chosen as the FCS National Defensive Performer of the Year by the College Football Performance Awards. Prior to his time at Eastern Kentucky, Spence played two seasons at Ohio State (2012-13), earning first-team All-Big Ten honors from the league's media and second-team honors from the league's coaches as a sophomore, when he posted 14.5 tackles for loss and 8.0 sacks.



K **Roberto Aguayo** was selected 59th overall out of Florida State, where he finished his career as the most accurate kicker in NCAA history, connecting on 267-of-276 kicks attempted (.9673 conversion rate), surpassing the previous record of .9667, set by former Nebraska kicker Alex Henery. Aguayo earned first-team All-American honors all three seasons he played, joining Deion Sanders as the only two players in school history to do so. The Mascotte, Florida native won the Lou Groza Award as a redshirt freshman in 2013, was a finalist in 2014 and a semifinalist in 2015.



DB **Ryan Smith** was chosen in the fourth round (108th overall) out of North Carolina Central, where he started 42-of-45 career games, totaling 263 tackles, seven tackles for loss, 31 passes defended, eight fumble recoveries, seven interceptions, one forced fumble and one blocked kick. He also returned 14 kickoffs for 394 yards and one touchdown. A native of Upper Marlboro, Maryland, Smith set North Carolina Central records in both solo tackles (168) and kickoff return average (28.1).



OL **Caleb Benenoch** was selected in the fifth round (148th overall) from UCLA, where he started the final 35 games of his collegiate career, spending time at both tackle and guard. In 2015, the Katy, Texas native was part of an offensive line that surrendered just 14 sacks, the second-lowest total in school history. He earned honorable mention All-Pac-12 status as a sophomore (2014), after helping block for running back Paul Perkins, who led the league in rushing and recorded the second-highest single-season rushing total in school history.



LB **Devante Bond** was chosen 183rd overall out of the University of Oklahoma, where he played two seasons (2015-15), appearing in 21 games, with eight starts, notching 72 tackles, 11 tackles for loss, 3.0 sacks, two passes defended, one forced fumble and one fumble recovery, to go along with two blocked kicks. Prior to his time at Oklahoma, the Sacramento, California native played at Sierra Community College for two seasons, tallying 77 tackles, 27.0 tackles for loss, four passes defended and three fumble recoveries.

2015 NFL DRAFT SELECTIONS (7)

RD.	NO.	PLAYER	POS.	HT.	WT.	COLLEGE
1	11	Vernon Hargreaves III	CB	5-10	204	Florida
2	39	Noah Spence	DE	6-2	251	Eastern Ky.
2	59	Roberto Aguayo	K	6-0	207	Florida State
4	108	Ryan Smith	DB	5-11	189	N.C. Central
5	148	Caleb Benenoch	OL	6-5	305	UCLA
6	183	Devante Bond	LB	6-1	236	Oklahoma
7	197	Danny Viatle	TE	6-2	239	Northwestern

HONOR ROLL

Below is a look at awards and honors Buccaneers players received for the 2015 & 2016 seasons.

LB KWON ALEXANDER

- **ESPN.com & PFWA All-Rookie Team** - Started 12 games, totaling 93 tackles (six tackles for loss), with nine passes defended, 3.0 sacks, two interceptions, two forced fumbles and one fumble recovery.
- **NFC Defensive Player of the Week (Week 8 at ATL)** - Had a game-high 11 tackles, one interception, a forced fumble and a fumble recovery. His two takeaways helped set up 10 points for Tampa Bay. He is the first Buccaneers player to record an interception, forced fumble and fumble recovery in the same game since former S John Lynch (1996). He is the first rookie linebacker to do so since DeMeco Ryans (2006).
- **Pepsi Rookie Of The Week (Week 8 at ATL)**
- **Pepsi Rookie Of The Week (Week 3 at HOU)** - Totaled 10 tackles, with one for loss, two passes defended and one interception.
- **NFC Defensive Rookie of the Month Nominee (September, November)**

LB LAVONTE DAVID

- **2016 Pro Bowl Selection; PFWA All-NFC Team** - Started 16 games, totaling 147 tackles (10 tackles for loss), with 13 passes defended, 3.0 sacks, three interceptions (19 yards, one touchdown), two forced fumbles and two fumble recoveries.
- **NFC Defensive Player of the Week (Week 11 at PHI)** - Had two interceptions - including a 20-yard touchdowns - and six tackles. His two interceptions are tied for the most by a Buccaneers linebacker in a game.
- **Pro Football Focus Team of the Week (Week 12 vs. ATL)** - Posted a team-leading 11 tackles, with two tackles for loss, and intercepted a pass on the final drive of the game.
- **NFC Defensive Player of the Week Nominee (Week 10 vs. DAL; Week 13 vs. ATL)**

WR MIKE EVANS

- **Pro Football Focus Team of the Week (Week 7 at WAS)** - Caught a career-high eight passes for 164 yards, including a 40-yard touchdown.

G ALI MARPET

- **ESPN.com & PFWA All-Rookie Team**
- **Pro Football Focus Team of the Week (Week 7 at WAS)** - Blocked for Tampa Bay's 117 rushing yards and was given a grade of +6.5, the highest single-game mark given to a guard this season.

RB DOUG MARTIN

- **2016 AP All-Pro Selection; Pro Bowl Selection; PFWA All-NFL; All-NFC Team; PFF All-Pro Team** - Rushed 288 times for 1,402 yards (4.87 avg.) with six touchdowns, while catching 33 passes for 271 yards and one touchdown.
- **FedEx Ground Player of the Week (Week 5 vs. JAC)** - Rushed 24 times for 123 yards (5.1 avg.) with two touchdowns, while catching three passes for 35 yards and one touchdown. Joined RB Bobby Rainey as the only players in franchise history with at least two rushing touchdowns and one receiving touchdown in the same game.

RB DOUG MARTIN (CONT.)

- **Pro Football Focus Team of the Week (Week 5 vs. JAC)**
- **FedEx Ground Player of the Week (Week 11 at PHI)** - Rushed 27 times for 235 yards (8.7 avg.). His 235 rushing yards are the most in the NFL this season. 235 yards stand as the 20th-most in a single game. Notched an 84-yard run, the longest in team history.
- **FedEx Ground Player of the Year Nominee**
- **NFC Offensive Player of the Week Nominee (Week 5 vs. JAC; Week 11 at PHI)**

DT GERALD MCGOY

- **2016 Pro Bowl Selection** - Started 15 games, totaling 34 tackles (eight tackles for loss), 8.5 sacks and one pass defended.

T DONOVAN SMITH

- **ESPN.com, NFL.com & PFWA All-Rookie Team**

DE JAQUIES SMITH

- **NFC Defensive Player of the Week Nominee (Week 2, at NO)**

QB JAMEIS WINSTON

- **NFC Offensive Player of the Week & FedEx Air Player of the Week (Week 1, 2016)** - Completed 23-of-32 passes (71.9 pct.) for 281 yards and four touchdowns, for a passer rating of 125.1. Ranked third in the league in Week 1 in passer rating, fifth in completion percentage and tied for the NFL lead in passing touchdowns.
- **2016 Pro Bowl Selection** - Completed 312-of-535 passes for 4,042 yards and 22 touchdowns, with six rushing touchdowns.
- **Pepsi Rookie of the Year**
- **ESPN.com, NFL.com & PFWA All-Rookie Team**
- **NFL Offensive Rookie of the Month (November)** - Completed 95-of-169 passes for 1,179 yards with seven touchdowns, while adding 78 rushing yards and three rushing touchdowns. His 10 total touchdowns tied for the seventh-most in the NFL for the month.
- **Pepsi Rookie Of The Week (Week 2 at NO, 2015)** - Completed 14-of-21 passes for 207 yards with one touchdown for a 114.6 passer rating, while also adding a rushing touchdown. His 114.6 passer rating is the fifth-highest by a rookie in franchise history.
- **Pepsi Rookie Of The Week (Week 5 vs. JAC, 2015)** - Completed 13-of-19 passes for 209 yards and one touchdown for a passer rating of 122.5. His 122.5 passer rating is the fourth-highest by a rookie in team history.
- **FedEx Air Player of the Week & Pepsi Rookie Of The Week (Week 11 at PHI, 2015)** - Completed 19-of-29 passes (65.5 pct.) for 246 yards and five touchdowns for a passer rating of 131.6. Became the first rookie since 1937 to throw five touchdowns and zero interceptions in a game and his five touchdowns tie a rookie NFL record, as well as a franchise record.
- **Castrol EDGE Clutch Performer of the Week (Week 13 vs. ATL, 2015)** - Led a 12-play, 80-yard drive to win the game, including a 20-yard run on third-and-19.
- **Castrol EDGE Clutch Performer of the Year Nominee**
- **NFC Offensive Rookie of the Month Nominee (September, October)**
- **NFC Offensive Player of the Week Nominee (Week 2 at NO; Week 5 vs. JAC; Week 11 at PHI; Week 13 vs. ATL)**

OFFENSIVE FIREPOWER

Despite having a rookie quarterback and two rookie offensive linemen, the Buccaneers had one of the top offenses in the NFL last season, ranking fifth in the league in yards gained.

2015 NFL YARDS PER GAME LEADERS

Rank	Team	GP	Yds.	Yds./Gm.
1.	Arizona Cardinals	16	6,533	408.3
2.	New Orleans Saints	16	6,461	403.8
3.	Pittsburgh Steelers	16	6,327	395.4
4.	Seattle Seahawks	16	6,058	378.6
5.	Tampa Bay Buccaneers	16	6,014	375.9

Tampa Bay's fifth-placed finish is the highest that the team has ever ranked in total offense.

The Buccaneers had two games of 500+ yards this season, making them one of five NFL teams to eclipse the 500-yard mark in multiple games (also Pittsburgh, three times; Denver, New Orleans and N.Y. Giants twice).

GROUND AND POUND

RBs Doug Martin and Charles Sims combined to help the Buccaneers be one of the premier rushing teams in the NFL last year, with Tampa Bay ranking fifth in rushing yards per game, and second in the NFL in rushing average.

2015 NFL RUSHING YARDS PER GAME LEADERS

Rank	Team	GP	Rush Yds.	Yds./Gm.
1.	Buffalo Bills	16	2,432	152.0
2.	Carolina Panthers	16	2,282	142.6
3.	Seattle Seahawks	16	2,268	141.8
4.	Minnesota Vikings	16	2,211	138.2
5.	Tampa Bay Buccaneers	16	2,162	135.1

2015 NFL RUSHING AVERAGE LEADERS

Rank	Team	Att.	Rush Yds.	Avg.
1.	Buffalo Bills	509	2,432	4.78
2.	Tampa Bay Buccaneers	455	2,162	4.75
3.	Kansas City Chiefs	436	2,044	4.69
4.	Minnesota Vikings	474	2,211	4.66
5.	Dallas Cowboys	408	1,890	4.63

MARTIN & SIMS

Martin and Sims combined for the most scrimmage yards by a Buccaneers running back duo in a single season in team history. They are only the second duo to each eclipse 1,000 yards from scrimmage in the same season in team history (Mike Alstott & Warrick Dunn, 1999).

MOST SCRIMMAGE YARDS BY A BUCCANEERS RB DUO

Year	Name	Yards	Name	Yards	Total
2015	D. Martin	1,673	C. Sims	1,090	2,763
1979	R. Bell	1,511	J. Eckwood	958	2,469
1999	W. Dunn	1,205	M. Alstott	1,188	2,393
1998	W. Dunn	1,370	M. Alstott	998	2,368
1997	W. Dunn	1,440	M. Alstott	843	2,283

CREATING BIG PLAYS

Part of Tampa Bay's success on offense in 2015 came from creating big plays. The Buccaneers had 77 plays of 20 or more yards, the fourth-most in the NFL. Their 20 runs of 20+ yards were the most in the NFL.

2015 NFL PLAYS OF 20+ YARDS

Team	Big Runs	Big Passes	Big Plays
1. Jacksonville Jaguars	8	72	80
2. Arizona Cardinals	12	66	78
3. New Orleans Saints	6	72	78
4. Tampa Bay Buccaneers	20	57	77
5. Pittsburgh Steelers	15	61	76

Tampa Bay's propensity for making big plays led to the Buccaneers ranking third in yards per play.

2015 NFL YARDS PER PLAY

Team	Plays	Yards	Yards/Play
1. Arizona Cardinals	1,041	6,533	6.28
2. Pittsburgh Steelers	1,011	6,327	6.26
3. Tampa Bay Buccaneers	1,017	6,014	5.91
4. New Orleans Saints	1,096	6,461	5.90
5. Seattle Seahawks	1,035	6,058	5.85

OFFENSE/DEFENSE

KEEP THE DRIVE ALIVE

In 2015, the Buccaneers went three-and-out on only 26 of their 176 drives, the third-lowest mark in the NFL.

2015 NFL FEWEST THREE-AND-OUT DRIVES

Team	Off. Poss.	3 & Out Drives	3 & Out Pct.
1. Arizona Cardinals	186	27	14.5
2. Minnesota Vikings	172	25	14.5
3. Tampa Bay Buccaneers	176	26	14.8
4. Pittsburgh Steelers	190	31	16.3
5. Atlanta Falcons	174	29	16.7

CONVERSION MACHINE

In the first three weeks of the season, the Tampa Bay Buccaneers struggled to convert third downs, going 9-for-40 on third down attempts (22.5 pct.), the second-lowest mark in the NFL.

After that game, the Buccaneers flipped the script, ranking as the fourth-best team in the league in converting third downs since Week 4, going 75-of-162 (46.3 pct.) on third down attempts.

2015 NFL THIRD DOWN CONVERSIONS - SINCE WEEK 4

Team	3rd. Conv.	3rd Att.	3rd Pct.
1. Seattle Seahawks	83	169	49.1
2. New Orleans Saints	83	174	47.7
3. Arizona Cardinals	77	166	46.4
4. Tampa Bay Buccaneers	75	162	46.3
5. Atlanta Falcons	83	182	45.6

MOVING THE CHAINS

In 2015, Vincent Jackson and Mike Evans were two of the most productive receivers in the NFL in moving the chains, ranking second and third in first down percentage, respectively.

2015 NFL LEADERS IN FIRST DOWN CATCH PERCENTAGE - Min. 32 Rec.

Player	1st Dn.	Rec	1st%
1. WR Dorial Green-Beckham (TEN)	30	32	93.8
2. WR Mike Evans (TB)	63	74	85.1
3. WR Vincent Jackson (TB)	28	33	84.8
4. WR Ted Ginn Jr. (CAR)	36	44	81.8
5. WR Kenny Britt (STL)	29	36	80.6

LIMITING BIG PLAYS

On the opposite end of the spectrum, one of the strengths of Tampa Bay's defense was limiting opposing big plays. The Buccaneers allowed only 49 plays of 20 or more yards, the second-fewest in the NFL. Their four 20+-yard runs allowed tied for fewest allowed in the league.

2015 NFL OPPONENT PLAYS OF 20+ YARDS

Team	Big Runs	Big Passes	Big Plays
1. Denver Broncos	5	41	46
2. Tampa Bay Buccaneers	4	45	49
3. Cincinnati Bengals	11	39	50
4. Seattle Seahawks	4	49	53
5. Minnesota Vikings	7	47	54

STOP THE RUSH

In 2015, Tampa Bay allowed second-lowest rushing average in the NFL and the third-lowest in team history.

2015 NFL OPPONENT RUSHING AVERAGE

Rank	Team	Opp. Rush	Opp. Rush Yds.	Avg.
1.	Denver Broncos	408	1,337	3.28
2.	Tampa Bay Buccaneers	466	1,606	3.45
3.	New York Jets	373	1,335	3.58
4.	Seattle Seahawks	362	1,304	3.60
5.	Jacksonville Jaguars	464	1,709	3.68

BUCCANEERS ALL-TIME OPPONENT RUSHING AVERAGE (Single Season)

Rank	Year	Opp. Rush	Opp. Rush Yds.	Avg.
1.	1988	478	1,551	3.24
2.	1978	595	2,049	3.44
2.	2015	466	1,606	3.45
4.	2005	438	1,515	3.46
5.	1979	539	1,873	3.47

FAMOUS JAMEIS

QB Jameis Winston was taken first overall by the Tampa Bay Buccaneers and has played every offensive snap for the team in 2015. He distinguished himself as a standout, particularly when compared to other rookie quarterbacks in recent history.

JAMEIS VS. ROOKIE QBS

In 2015, Winston had a passer rating of 84.2, which stands as the ninth-highest mark by a rookie quarterback since the 1970 NFL/AFL Merger.

HIGHEST PASSER RATING BY A ROOKIE - (Since 1970, Min. 200 Att.)

Player	Att.	Cmp.	Yds	TD	INT	Rtg.
1. Robert Griffin III (WAS)	393	258	3,200	20	5	102.4
2. Russell Wilson (SEA)	393	252	3,118	26	10	101.5
3. Ben Roethlisberger (PIT)	295	196	2,621	17	11	98.1
4. Dan Marino (MIA)	296	173	2,210	20	6	96.0
5. Marcus Mariota (TEN)	370	230	2,818	19	10	91.5
6. Matt Ryan (ATL)	434	265	3,440	16	11	87.7
7. Teddy Bridgewater (MIN)	402	259	2,919	14	12	85.2
8. Cam Newton (CAR)	517	310	4,051	21	17	84.5
9. Jameis Winston (TB)	535	312	4,042	22	15	84.2
10. Mike Glennon (TB)	416	247	2,608	19	9	83.9

Winston's totals this past year placed him among the all-time NFL rookie leaders in both passing yards and passing touchdowns

NFL ROOKIE PASSING YARD LEADERS - (Since 1970)

Rank	Player (Team)	Year	Passing Yards
1.	Andrew Luck (IND)	2012	4,374
2.	Cam Newton (CAR)	2011	4,051
3.	Jameis Winston (TB)	2015	4,042
4.	Peyton Manning (IND)	1998	3,739
5.	Sam Bradford (STL)	2010	3,512
6.	Matt Ryan (ATL)	2008	3,440
7.	Andy Dalton (CIN)	2011	3,398
8.	Brandon Weeden (CLE)	2012	3,385
9.	Ryan Tannehill (MIA)	2012	3,294
10.	Derek Carr (OAK)	2014	3,270

NFL ROOKIE PASSING TOUCHDOWN LEADERS - (Since 1970)

Rank	Player (Team)	Year	Passing TD
1.	Peyton Manning (IND)	1998	26
1.	Russell Wilson (SEA)	2012	26
3.	Andrew Luck (IND)	2012	23
4.	Jameis Winston (TB)	2015	22
5.	Cam Newton (CAR)	2011	21
5.	Derek Carr (OAK)	2014	21
7.	Andy Dalton (CIN)	2011	20
7.	Robert Griffin III (WAS)	2012	20
7.	Dan Marino (MIA)	1983	20
10.	Marcus Mariota (TEN)	2015	19
10.	Mike Glennon (TB)	2013	19
10.	Jim Plunkett (NE)	1971	19

FAMOUS JAMEIS

JAMEIS IN BUCCANEERS HISTORY

Winston has distinguished himself as not only one of the top rookie quarterbacks in Buccaneers history, but among the best seasons in team history. His 4,042 passing yards are second-most in a single season and his 22 touchdown passes are tied for the fourth-most in a single season. Both are rookie franchise records.

MOST TOUCHDOWN PASSES BY BUCCANEERS ROOKIES

Player	Year	Att.	Cmp.	Yds	TD	INT	Rtg.
1. Jameis Winston	2015	535	312	4,042	22	15	84.2
2. Mike Glennon	2013	416	247	2,608	19	9	83.9
3. Josh Freeman	2009	290	158	1,855	10	18	59.8
4. Bruce Gradkowski	2006	328	177	1,661	9	9	65.9
5. Shaun King	1999	146	89	875	7	4	82.4
5. Doug Williams	1978	194	73	1,170	7	8	53.4

BUCCANEERS SINGLE SEASON PASSING YARD LEADERS

Rank	Player	Year	Passing Yards
1.	Josh Freeman	2012	4,065
2.	Jameis Winston	2015	4,042
3.	Brad Johnson	2003	3,811
4.	Josh Freeman	2011	3,592
5.	Doug Williams	1981	3,563
6.	Steve DeBerg	1984	3,554
7.	Josh Freeman	2010	3,451
8.	Brad Johnson	2001	3,406
9.	Doug Williams	1980	3,396
10.	Vinny Testaverde	1988	3,240

BUCCANEERS SINGLE SEASON PASSING TOUCHDOWN LEADERS

Rank	Player	Year	Passing TD
1.	Josh Freeman	2012	27
2.	Brad Johnson	2003	26
3.	Josh Freeman	2010	25
4.	Brad Johnson	2002	22
4.	Jameis Winston	2015	22
6.	Trent Dilfer	1997	21
6.	Trent Dilfer	1998	21
8.	Brian Griese	2004	20
8.	Vinny Testaverde	1989	20
8.	Doug Williams	1980	20

At St. Louis, Winston threw for a career-high 363 yards, the second-most by a rookie in team history and the most by a Buccaneers quarterback since 2012 (Josh Freeman, 372 yards vs. St. Louis, 12/23/12).

MOST SINGLE-GAME PASSING YARDS – (Rookies)

Player	Opponent-Date	Pass Yds
1. Vinny Testaverde	at NO-12/6/87	369
2. Jameis Winston	at STL-12/17/15	363
3. Jameis Winston	at CAR-1/3/16	325
4. Josh Freeman	at CAR-12/6/09	321
5. Doug Williams	vs. MIN-10/1/78	311

Part of Winston's 363 yards were 238 yards in the fourth quarter, the most in any quarter in franchise history and the most by an NFL quarterback in the fourth quarter since 2012 (Eli Manning, 243 passing yards vs. Tampa Bay, 9/16/12). His 238 passing yards were the most in any quarter since Aaron Rodgers in 2014 (242, second quarter vs. Chicago, 11/9).

FAMOUS JAMEIS

DUAL THREAT

Winston also rushed for six touchdowns, the most ever by a Buccaneers quarterback in a single season and tied for the second-most career rushing touchdowns by a quarterback in team history.

MOST RUSHING TOUCHDOWNS BY A QB, SINGLE SEASON (Team History)

Rank	Player	Rush TD
1.	Jameis Winston, 2015	6
2.	Shaun King, 2000	5
2.	Steve Young, 1986	5
4.	Josh Freeman, 2011	4
4.	Doug Williams, 1980	4
4.	Doug Williams, 1981	4

MOST RUSHING TOUCHDOWNS BY A QB - Team History

Rank	Player	Rush TD
1.	Doug Williams, 1978-82	13
2.	Jameis Winston, 2015	6
2.	Steve Young, 1985-86	6
4.	Trent Dilfer, 1994-99	5
4.	Shaun King, 1999-2003	5
4.	Vinny Testaverde, 1987-92	5

2015 NFL MOST RUSHING TOUCHDOWNS BY A QB

Rank	Player (Team)	Rush TD
1.	Cam Newton (CAR)	10
2.	Jameis Winston (TB)	6
3.	Kirk Cousins (WAS)	5
4.	Tyrod Taylor (BUF)	4
4.	Tom Brady (NE)	3
4.	Teddy Bridgewater (MIN)	3
4.	Andy Dalton (CIN)	3
4.	Joe Flacco (BAL)	3

RECORD SETTER

At Philadelphia (11/22), Winston threw five touchdown passes, tied for the most by a rookie since the 1970 NFL Merger (DET QB Matthew Stafford, 11/22/09 vs. CLE). His five touchdown passes also matched the franchise record.

MOST SINGLE-GAME PASSING TOUCHDOWNS (Team History)

Player	Opponent-Date	Pass TD
1. QB Steve DeBerg	vs. ATL-9/13/87	5
1. QB Josh Freeman	vs. SEA-12/26/10	5
1. QB Brad Johnson	vs. MIN-11/3/02	5
1. QB Jameis Winston	at PHI-11/22/15	5

JAMEIS GOING DEEP

One of Winston's strengths is a willingness to throw the ball down the field, which helped open up the Buccaneers' passing attack. Winston ranked second in the league in pass yards per completion

2015 NFL HIGHEST YARDS PER COMPLETION

Player (Team)	Cmp.	Yds	Yds/Cmp.
1. Carson Palmer (ARI)	342	4,671	13.66
2. Cam Newton (CAR)	296	3,837	12.96
3. Jameis Winston (TB)	312	4,042	12.96
4. Andy Dalton (CIN)	255	3,250	12.75
5. Tyrod Taylor (BUF)	342	3,035	12.54

Winston made big plays for the Buccaneers, with his 57 completions of 20 or more yards tying for the sixth-most in the NFL.

2015 NFL COMPLETIONS OF 20+ YARDS

Rank	Player (Team)	20+ Yd. Comp.
1.	Blake Bortles (JAC)	72
2.	Drew Brees (NO)	68
3.	Carson Palmer (ARI)	65
4.	Russell Wilson (SEA)	60
5.	Tom Brady (NE)	58
6.	Jameis Winston (TB)	57
6.	Ryan Tannehill (MIA)	57
8.	Aaron Rodgers (GB)	55
9.	Derek Carr (OAK)	53
9.	Jay Cutler (CHI)	53
9.	Ryan Fitzpatrick (NYJ)	53
9.	Philip Rivers (SD)	53

HOW TO DOUGIE

RB Doug Martin was one of the top runners in the NFL in 2015, totaling 1,402 rushing yards, the second-most in the league, while his 4.87 rushing average ranked as the most among running backs with at least 150 carries.

2015 NFL RUSHING YARDS LEADERS

Rank	Player (Team)	Rushing Yards
1.	Adrian Peterson (MIN)	1,485
2.	Doug Martin (TB)	1,402
3.	Todd Gurley (STL)	1,106
4.	Darren McFadden (DAL)	1,089
5.	Chris Ivory (NYJ)	1,070

2015 NFL HIGHEST RUSHING AVERAGE (Min. 150 Carries)

Name	Att.	Yds.	Avg.
1. Doug Martin (TB)	288	1,402	4.87
2. Todd Gurley (STL)	229	1,106	4.83
3. Giovani Bernard (CIN)	154	730	4.74
4. C.J. Anderson (DEN)	152	720	4.74
4. Mark Ingram (NO)	166	769	4.63

Martin's 4.87 average was the highest by any running back with at least 275 carries since 2013 (LeSean McCoy, 314 carries, 5.12 avg.).

Much of Martin's success came from creating big runs. Martin had 33 rushes of 10 or more yards, the second-most in the NFL and 14 rushes of 20+ yards, the most in the league. He was one of only five players in the league with multiple 50+ yards runs.

2015 NFL RUSHES OF 10+ YARDS

Rank	Player (Team)	10+ Yd. Rushes
1.	Adrian Peterson (MIN)	43
2.	Doug Martin (TB)	33
3.	Devonta Freeman (ATL)	32
4.	Chris Ivory (NYJ)	29
4.	LeSean McCoy (BUF)	28

2015 NFL RUSHES OF 20+ YARDS

Rank	Player (Team)	20+ Yd. Rushes
1.	Doug Martin (TB)	14
2.	Todd Gurley (STL)	11
3.	Adrian Peterson (MIN)	10
4.	Chris Ivory (NYJ)	9
4.	Darren McFadden (DAL)	9
4.	Latavius Murray (OAK)	9

2015 NFL RUSHES OF 50+ YARDS

Rank	Player (Team)	50+ Yd. Rushes
1.	Doug Martin (TB)	3
1.	Todd Gurley (STL)	3
2.	Isaiah Crowell (CLE)	2
2.	Mike Gillislee (BUF)	2
2.	Chris Ivory (NYJ)	2
2.	Adrian Peterson (MIN)	2
2.	DeAngelo Williams (PIT)	2

At Philadelphia, Martin rushed for 235 yards, the most rushing yards in a game this season.

2015 NFL MOST RUSHING YARDS IN A GAME

Name	Yds.	Date	Opp.
1. Doug Martin (TB)	235	11/22/15	PHI
2. Thomas Rawls (SEA)	209	11/22/15	SF
3. Adrian Peterson (MIN)	203	11/15/15	OAK
4. David Johnson (ARI)	187	12/20/15	PHI
5. Lamar Miller (MIA)	175	10/25/15	HOU

Martin was able to break off so many big runs due to his ability to break tackles and make yards after contact. Per Stats, Inc., he was tied for the fourth-most broken tackles and had the most rushing yards after contact.

2015 NFL BROKEN TACKLES

Rank	Player (Team)	Broken Tackles
1.	Chris Ivory (NYJ)	14
2.	LeGarrette Blount (NE)	11
2.	Adrian Peterson (MIN)	11
4.	Doug Martin (TB)	10
4.	Carlos Hyde (SF)	10

2015 NFL YARDS AFTER CONTACT

Rank	Player (Team)	Yards After Contact
1.	Doug Martin (TB)	650
2.	Adrian Peterson (MIN)	641
3.	Chris Ivory (NYJ)	551
4.	Todd Gurley (STL)	524
5.	Jonathan Stewart (CAR)	498

Martin rushed for 100+ yards in three consecutive contests (10/4 vs. CAR-10/25 at WAS), only the third time in franchise history a player has reached at least 100 rushing yards in three straight games (also: James Wilder, six consecutive, 12/9/84 vs. ATL-9/29/85 at DET; Carnell Williams, three consecutive, 9/11/05 at MIN-9/25/05 at GB).

RECORD-SETTER

With their second first-round pick in 2012, the Tampa Bay Buccaneers selected RB **Doug Martin**, who proved to be a sensation in his rookie season, shattering Buccaneers records, while setting NFL marks along the way. In 2015, Martin had another one of the best years in team history, ranking in the top five in rushing yards and scrimmage yards

MOST RUSHING YARDS - SINGLE SEASON (Team History)

Rank	Player	Year	Yards
1.	RB James Wilder	1984	1,544
2.	RB Doug Martin	2012	1,454
3.	RB Doug Martin	2015	1,402
4.	RB James Wilder	1985	1,300
5.	RB Ricky Bell	1979	1,263
6.	RB Errict Rhett	1995	1,207
7.	RB Carnell Williams	2005	1,178
8.	RB Reggie Cobb	1992	1,171
9.	RB Warrick Dunn	2000	1,133
10.	RB Warrick Dunn	1998	1,026

MOST YARDS FROM SCRIMMAGE - SINGLE SEASON (Team History)

Rank	Player	Year	Yards
1.	RB James Wilder	1984	2,229
2.	RB Doug Martin	2012	1,926
3.	RB Doug Martin	2015	1,673
4.	RB James Wilder	1985	1,641
5.	RB Warrick Dunn	2000	1,555
6.	RB Ricky Bell	1979	1,511
7.	RB Warrick Dunn	1997	1,440
8.	WR Mark Carrier	1989	1,422
9.	RB Warrick Dunn	1998	1,370
10.	RB Michael Pittman	2003	1,348

After setting the franchise record in his rookie season with 251 rushing yards at Oakland (11/4/12), Martin notched another banner day this season, with 235 rushing yards at Philadelphia (11/22/15), the second-highest mark in team history.

MOST SINGLE-GAME RUSHING YARDS (Team History)

Player	Opponent-Date	Rush Yds
1. RB Doug Martin	at OAK-11/4/12	251
2. RB Doug Martin	at PHI-11/22/15	235
3. RB James Wilder	at MIN-11/6/83	219
4. RB Warrick Dunn	vs. DAL-12/3/00	210
5. RB Errict Rhett	vs. WAS-12/4/94	192
6. RB James Wilder	vs. GB-9/30/84	172
7. RB Ricky Bell	vs. GB-10/21/79	167
8. RB James Wilder	at CHI-9/8/85	166
9. RB LeGarrette Blount	at SEA-12/26/10	164
10. RB Bobby Rainey	vs. ATL-11/17/13	163

Part of Martin's Philadelphia totals included an 84-yard run, the longest in franchise history and the third-longest rush in the league this season.

LONGEST RUSHING PLAYS IN TEAM HISTORY

Player	Yards	Opponent-Date
1. Doug Martin	84	@PHI-11/22/15
2. Bobby Rainey	80t	BUF-12/8/13
3. Michael Pittman	78t	KC-11/11/04
4. Warrick Dunn	76	CHI-12/21/97
5. Jerry Ellison	75	DET-12/23/95
5. James Wilder	75t	@MIN-11/6/83

2015 NFL LONGEST RUSHING PLAYS

Player	Yards	Opponent-Date
1. Marcus Mariota	87t	JAC-12/6/15
2. Lamar Miller (MIA)	85t	HOU-10/25/15
3. Doug Martin (TB)	84	@PHI-11/22/15
4. Adrian Peterson (MIN)	80t	@OAK-11/15/15
5. Adrian Peterson (MIN)	75	@DET-10/25/15

ROOKIE TOUCHDOWN MACHINE

In his first NFL season, Martin made his mark scoring touchdowns, with 11 rushing scores, the second-most in team history and 12 touchdowns from scrimmage, tied for the second-most in a season.

MOST RUSHING TDs - SINGLE SEASON (Team History)

Rank	Player	Year	TDs
1.	RB James Wilder	1984	13
2.	RB Doug Martin	2012	11
3.	RB Errict Rhett	1995	11
4.	RB Earnest Graham	2007	10
4.	FB Mike Alstott	2001	10
4.	RB James Wilder	1985	10

MOST TOUCHDOWNS - SINGLE SEASON (Team History)

Rank	Player	Year	TDs
1.	RB James Wilder	1984	13 (13 rush)
2.	RB Mike Evans*	2014	12 (12 rec.)
2.	RB Doug Martin*	2012	12 (11 rush, 1 rec.)
4.	WR Mike Williams*	2010	11 (11 rec.)
4.	FB Mike Alstott	2001	11 (10 rush, 1 rec.)
4.	RB Errict Rhett	1995	11 (11 rush)

*-Rookie



MARTIN IN TAMPA BAY HISTORY

Martin has continued his climb in the Buccaneers record books, with 20 career rushing touchdowns (tied for fifth in team history) and 3,868 career rushing yards (fourth in team history), with 4,775 career scrimmage yards (seventh in team history) and 11 career 100-yard rushing games (tied for second in team history).

MOST RUSHING YARDS - (Team History)

Rank	Player	Yards
1.	RB James Wilder, 1981-89	5,957
2.	FB Mike Alstott, 1996-2006	5,088
3.	RB Warrick Dunn, 1997-2008	4,986
4.	RB Doug Martin, 2012-Pres.	3,891
5.	RB Carnell Williams, 2005-10	3,677

MOST RUSHING TOUCHDOWNS - (Team History)

Rank	Player	TDs
1.	FB Mike Alstott, 1996-2006	58
2.	RB James Wilder, 1981-89	37
3.	RB Errict Rhett, 1994-97	24
4.	RB Reggie Cobb, 1990-93	21
5.	RB Doug Martin, 2012-Pres.	20
5.	RB Carnell Williams, 2005-10	20
7.	RB Warrick Dunn, 1997-2008	19
8.	RB Ricky Bell, 1977-1981	16
9.	FB/RB Earnest Graham, 2004-11	15
9.	RB Lars Tate, 1988-89	15

MOST SCRIMMAGE YARDS - (Team History)

Rank	Player	Yards
1.	RB James Wilder, 1981-89	9,449
2.	RB Warrick Dunn, 1997-2008	7,690
3.	FB Mike Alstott, 1996-2006	7,372
4.	RB Michael Pittman, 2002-07	5,723
5.	WR Mark Carrier, 1987-92	5,018
6.	WR Kevin House, 1980-86	4,969
7.	RB Doug Martin, 2012-Pres.	4,798
8.	RB Carnell Williams, 2005-10	4,586
9.	TE Jimmi Giles, 1978-86	4,307
10.	WR Vincent Jackson, 2012-15	4,153

MOST 100-YARD RUSHING GAMES – Team History

Rank	Player	100-Yd. Games
1.	RB James Wilder, 1981-89	14
2.	RB Warrick Dunn, 1997-2001, 2008	11
2.	RB Doug Martin, 2012-Pres.	11
4.	RB Carnell Williams, 2005-10	9
5.	RB Ricky Bell, 1977-81	8*
5.	RB Michael Pittman, 2002-07	8**
5.	RB Errict Rhett, 1994-97	8

*Includes one playoff game
**Includes Super Bowl XXXVII

NFL RECORDS

Martin recorded 1,926 yards from scrimmage as a rookie, the third-highest total in NFL history, trailing only Eric Dickerson (2,212 in 1984) and Edgerrin James (2,139 in 1999). His banner day came at Oakland (11/4/12), when he rushed for 251 yards and four touchdowns, the most in Buccaneers history and tied for the 10th-most in NFL history.

MOST RUSHING YARDS IN A GAME - (NFL History)

Name	Yds	Date	Opp.
1. Adrian Peterson (MIN)*	296	11/4/07	SD
2. Jamal Lewis (BAL)	295	9/14/03	CLE
3. Jerome Harrison (CLE)	286	12/20/09	KC
4. Corey Dillon (CIN)	278	11/4/07	DEN
5. Walter Payton (CHI)	275	11/20/77	MIN
6. O.J. Simpson (BUF)	273	11/25/76	DET
7. Shaun Alexander (CIN)	266	11/11/01	OAK
8. Jamaal Charles (KC)	259	1/3/10	DEN
9. Demarco Murray (DAL)*	253	10/23/11	STL
10. Doug Martin (TB)*	251	11/4/12	OAK
10. Mike Anderson (DEN)*	251	12/3/00	NO

*-Rookie

Martin's 251 rushing yards at Oakland came on only 25 carries, a 10.0 avg., the third highest in NFL history with a minimum of 25 rush attempts.

MOST YARDS-PER-CARRY - SINGLE GAME - (Min. 25 carries)

Name	Att	Yds/Rush	Date (Opp.)
1. Jamaal Charles (KC)	25	10.4	01/03/12 (DEN)
2. Demarco Murray (DAL)	25	10.1	10/23/11 (STL)
3. Doug Martin (TB)	25	10.0	11/4/12 (OAK)

MOST RUSHING YARDS IN A HALF - (Since 1991)

Name	Half, Yds	Date (Opp.)
1. Adrian Peterson (MIN)	2nd, 253	11/04/07 (SD)
2. Doug Martin (TB)	2nd, 220	11/4/12 (OAK)
3. Jerome Harrison (CLE)	2nd, 213	12/20/09 (KC)
4. Corey Dillon (CIN)	2nd, 201	10/22/00 (DEN)
5. Barry Sanders (DET)	2nd, 200	11/13/94 (TB)

MOST RUSHING YARDS IN A QUARTER - (Since 1991)

Name	Qtr	Yds	Date (Opp.)
1. Jamaal Charles (KC)	3rd	165	12/23/12 (IND)
2. Jamaal Charles (KC)	3rd	162	9/23/12 (NO)
3. LeSean McCoy (PHI)	4th	148	12/8/13 (DET)
4. Adrian Peterson (MIN)	4th	146	11/4/07 (SD)
4. Kenneth Davis (BUF)	2nd	146	11/22/92 (ATL)
6. Doug Martin (TB)	3rd	143	11/4/12 (OAK)
6. Marshall Faulk (STL)	1st	143	11/11/01 (CAR)
6. Thomas Jones (NYJ)	2nd	143	10/18/09 (BUF)
9. Terrell Davis (DEN)	1st	138	9/13/98 (DAL)
10. Adrian Peterson (MIN)	4th	137	11/15/15 (OAK)
10. Jamal Lewis (BAL)	3rd	137	12/21/03 (CLE)

EXCELLENT EVANS

SOPHOMORE STANDOUT

The 2014 rookie receiver class was lauded as one of the best in NFL history with 12 rookies recording at least 500 receiving yards, including three with 1,000+ receiving yards. One of those three was Buccaneers wide receiver Mike Evans, whose 1,051 receiving yards and 12 touchdowns announced his presence as a standout wide receiver in the NFL.

In 2015, Evans continued his success and is proving to be one of the best in a historic class, ranking second in receiving yards and tied for fifth in receiving touchdowns, while posting the fourth-most receptions.

2014 DRAFT CLASS RECEIVING LEADERS (Career)

Player	GP	Rec.	TD	Yards
1. Odell Beckham (NYG)	29	199	25	2,914
2. Mike Evans (TB)	32	153	17	2,426
3. Jarvis Landry (MIA)	34	211	9	2,111
4. Sammy Watkins (BUF)	31	131	15	2,092
5. Allen Robinson (JAC)	28	137	16	2,074
6. Jordan Matthews (PHI)	34	165	17	2,054
7. Brandin Cooks (NO)	28	150	14	1,899
8. Allen Hurns (JAC)	33	124	16	1,847
9. John Brown (ARI)	33	115	12	1,721
10. Martavis Bryant (PIT)	21	76	14	1,314

Evans has posted eight 100-yard receiving games, tied for the third-most from the draft class

2014 NFL DRAFT CLASS MOST 100-YARD RECEIVING GAMES

Rank	Player (Team)	100-Yd. Games
1.	WR Odell Beckham Jr. (NYG)	15
2.	WR Sammy Watkins (BUF)	9
3.	WR Mike Evans (TB)	8
3.	WR Jordan Matthews (PHI)	8
5.	WR Allen Hurns (JAC)	7

ROOKIE ROCKSTAR

Evans managed to stand alongside his rookie counterparts, tying for the most receiving touchdowns (12), while having the second-most receiving yards (1,051), and the fourth-most receptions (68) by a rookie in 2014.

2014 ROOKIE RECEIVING YARD LEADERS

Player	GP	Rec.	TD	Yards
1. Odell Beckham (NYG)	12	91	12	1,305
2. Mike Evans (TB)	15	68	12	1,051
3. Kelvin Benjamin (CAR)	16	73	9	1,008
4. Sammy Watkins (BUF)	16	65	6	982
5. Jordan Matthews (PHI)	16	67	8	872

SINGLE-GAME ROOKIE RECEIVING YARD LEADERS SINCE 1960

Player	Date (Opp.)	Rec.	TD	Yards
1. Jerry Butler (BUF)	9/23/79 (vs. NYJ)	10	4	255
2. Jerry Rice (SF)^	12/9/85 (vs. RAM)	10	1	241
3. Justin Blackmon (JAC)	11/18/12 (at HOU)*	7	1	236
4. Eddie Kennison (STL)	12/15/96 (at ATL)	5	3	226
5. Anquan Boldin (ARI)	9/7/03 (at DET)	10	2	217
6. Mark Carrier (TB)	12/6/87 (at NO)	8	1	212
7. Jackie Smith (STL)^	10/13/63 (vs. PIT)	9	2	212
8. Sammy White (MIN)	11/7/76 (vs. DET)	7	2	210
9. Mike Evans (TB)	11/16/14 (at WAS)	7	2	209
10. Rod Gardner (WAS)	10/21/01 (vs. CAR)*	6	1	208

* Overtime game

^ Inducted into the Pro Football Hall of Fame

Evans had 12 receiving touchdowns on the season, tied for the third-most in a single season by a rookie since the merger.

NFL MOST RECEIVING TOUCHDOWNS IN A SINGLE SEASON (Rookies Since 1970)

Rank	Player	TDs
1.	WR Randy Moss, MIN, 1998	17
2.	WR John Jefferson, SD, 1978	13
3.	WR Mike Evans, TB 2014	12
3.	WR Odell Beckham, NYG 2014	12
5.	WR Mike Williams, TB, 2010	11

Evans' three multi-touchdown games were the most in a single season in franchise history and tied for the fourth-most by a rookie since the merger.

Evans had 1,051 receiving yards as a rookie, the 10th-most in a single season by a rookie since the merger.

NFL MOST RECEIVING YARDS IN A SINGLE SEASON (Rookies Since 1970)

Rank	Player	Yards
1.	WR Anquan Boldin, ARI, 2003	1,377
2.	WR Randy Moss, MIN, 1998	1,313
3.	WR Odell Beckham, NYG 2014	1,305
4.	WR Michael Clayton, TB, 2004	1,193
5.	WR Terry Glenn, NE, 1996	1,132
6.	WR Bill Brooks, IND, 1986	1,131
7.	WR Ernest Givins, HOU, 1986	1,131
8.	WR Amari Cooper, OAK, 2015	1,070
9.	WR A.J. Green, CIN, 2011	1,057
10.	WR Mike Evans, TB 2014	1,051

EXCELLENT EVANS

IN BUCCANEERS HISTORY

Evans had a record-setting rookie season, setting a new franchise record for receiving touchdowns, tying for the most touchdowns from scrimmage by a rookie, while finishing with the second-most receiving yards and receptions by a Buccaneers rookie.

MOST RECEIVING TOUCHDOWNS BY A ROOKIE - (Team History)

Rank	Player, Year	TDs
1.	WR Mike Evans, 2014	12
2.	WR Mike Williams, 2010	11
3.	WR Michael Clayton, 2004	7
4.	WR Kevin House, 1980	5
4.	TE Tim Wright, 2013	5

MOST SCRIMMAGE TOUCHDOWNS BY A ROOKIE - (Team History)

Player, Year	Rec. TD	Rush TD	Total TD
1. WR Mike Evans, 2014	12	0	12
1. RB Doug Martin, 2012	1	11	12
3. WR Mike Williams, 2010	11	0	11
4. RB Lars Tate, 1988	1	7	8
5. WR Michael Clayton, 2004	7	0	7
5. WR Warrick Dunn, 1997	3	4	7
5. RB Errict Rhett, 1994	0	7	7

MOST RECEIVING YARDS BY A ROOKIE - (Team History)

Rank	Player, Year	Yards
1.	WR Michael Clayton, 2004	1,193
2.	WR Mike Evans, 2014	1,051
3.	WR Mike Williams, 2010	964
4.	WR Lawrence Dawsey, 1991	818
5.	WR Horace Copeland, 1993	633

MOST RECEPTIONS BY A ROOKIE - (Team History)

Rank	Player, Year	Rec.
1.	WR Michael Clayton, 2004	80
2.	WR Mike Evans, 2014	68
3.	FB Mike Alstott, 1996	65
3.	WR Mike Williams, 2010	65
5.	WR Lawrence Dawsey, 1991	55

At Cleveland (11/2), Evans recorded seven catches for 124 yards and two touchdowns, becoming only the second Buccaneers rookie with 100 or more yards and two or more touchdowns in a single game (Horace Copeland, 104 yards & two touchdowns at Atlanta, 10/31/93).

Also, at only 21 years and 73 days old, Evans became the youngest player in NFL history with 100 or more yards and two or more touchdowns in a single game.

Against Atlanta (11/9), Evans posted 125 receiving yards, the fifth-most by a rookie in franchise history and became the first Bucs rookie with consecutive 100-yard games.

At Washington (11/16), Evans recorded 206 receiving yards, the third-most in franchise history and is the youngest player in NFL history to record 200 or more receiving yards. and the most by a rookie since Justin Blackmon in 2012 (236 yards, 11/18/12 at Houston - OT game).

Evans caught two passes for 50+ yards at Washington (11/6), becoming the sixth player in team history with multiple receptions of 50+ yards in the same game.

He also had two touchdowns at Washington, becoming the second player in franchise history to record 200 yards and two or more touchdowns in the same game. Evans and Bryant are also the only players in team history with three consecutive 100-yard games with a touchdown and Evans is the first rookie in team history with three consecutive games with a touchdown since WR Mike Evans in 2010 (12/19/10 vs. DET-12/11 at NO).

He is the first rookie in the NFL with 200 or more yards and two touchdowns since Anquan Boldin (217 yards, two touchdowns at Detroit, 9/7/03)

MOST RECEIVING YARDS IN A SINGLE GAME (Team History)

Player	Opponent-Date	Receiving Yards
1. Vincent Jackson	vs. NO-10/21/12	216
2. Mark Carrier*	at NO-12/6/87	212
3. Mike Evans*	at WAS-11/16/14	209
4. Antonio Bryant	at CAR-12/8/08	200
5. Kevin House	at OAK-10/18/81	178

*Rookie

EXCELLENT EVANS

Evans had his fourth consecutive game with a receiving touchdown at Chicago (11/23), matching a franchise record, done five times previously, most recently by Mike Williams (12/19/10 vs. DET-9/11/11 vs. DET).

At Detroit (12/7), Evans had his third game of the season with multiple receiving touchdowns, the most in a single season in team history.

Evans had 12 receiving touchdowns in 2014, the most receiving touchdowns in franchise history and tied for the second-most total touchdowns.

MOST RECEIVING TOUCHDOWNS IN A SINGLE SEASON – Team History

Rank	Player	TDs
1.	WR Mike Evans, 2014*	12
2.	WR Mike Williams, 2010*	11
3.	WR Joey Galloway 2005	10
4.	WR Mark Carrier, 1989	9
4.	WR Bruce Hill, 1988	9
4.	WR Kevin House, 1981	9
4.	WR Mike Williams, 2012	9
8.	TE Jimmie Giles, 1985	8
8.	WR Vincent Jackson, 2012	8
8.	WR Keyshawn Johnson, 2000	8
8.	WR Keenan McCardell, 2003	8

*Rookie

MOST TOUCHDOWNS - SINGLE SEASON (Team History)

Rank	Player	Year	TDs
1.	RB James Wilder	1984	13 (13 rush)
2.	WR Mike Evans*	2014	12 (12 rec.)
2.	RB Doug Martin*	2012	12 (11 rush, 1 rec.)
4.	WR Mike Williams*	2010	11 (11 rec.)
4.	FB Mike Alstott	2001	11 (10 rush, 1 rec.)
4.	RB Errict Rhett	1995	11 (11 rush)
6.	WR Joey Galloway	2005	10 (10 rec.)
6.	RB Michael Pittman	2004	10 (7 rush, 3 rec.)
6.	FB Mike Alstott	1997	10 (7 rush, 3 rec.)
6.	RB James Wilder	1985	10 (10 rush)

*Rookie

BUCCANEERS ALL-TIME SINGLE GAME ROOKIE RECEIVING YARD LEADERS

Player	Date (Opp.)	Rec.	TD	Yards
1. Mark Carrier	12/6/87 (at NO)	8	1	212
2. Mike Evans	11/16/14 (at WAS)	7	2	209
3. Michael Clayton	12/12/04 (at SD)	9	1	145
4. Michael Clayton	10/18/04 (at STL)	8	0	142
5. Kevin House	12/20/80 (vs. CHI)	3	0	138
6. Mike Evans	11/9/14 (vs. ATL)	7	1	125
7. Mike Evans	11/2/14 (at CLE)	7	2	124
8. Arrelious Benn	12/12/10 (at WAS)	4	0	122
9. Steve Holloway	10/18/1987 (vs. MIN)	8	0	107
10. Warrick Dunn	9/21/97 (vs. MIA)	6	1	106

DEEP THREAT

Evans proved his ability to make plays down the field as a rookie. His 13 receptions of 25+ yards were the sixth-most in the NFL this season and his 15.5 yards per catch were the fifth-highest among receivers with at least 60 receptions.

2014 NFL MOST RECEPTIONS OF 25+ YARDS

Rank	Player, Team	25+ Yd. Rec.
1.	WR T.Y. Hilton, Indianapolis	17
2.	WR Emmanuel Sanders, Denver	16
3.	WR DeSean Jackson, Washington	15
3.	WR Demaryius Thomas, Denver	15
5.	WR Antonio Brown, Pittsburgh	14
6.	WR Mike Evans, Tampa Bay	13

2014 NFL HIGHEST RECEIVING AVG. (Min. 60 Rec.)

Rank	Player, Team	Rec. Avg.
1.	WR T.Y. Hilton, Indianapolis	16.4
2.	WR DeAndre Hopkins, Houston	15.9
3.	WR Jeremy Maclin, Philadelphia	15.5
4.	WR Jordy Nelson, Green Bay	15.5
5.	WR Mike Evans, Tampa Bay	15.5



DOMINANT DAVID

Since entering the NFL in 2012, Lavonte David has shown himself to be one of the top linebackers in the league, earning All-Rookie honors from nearly every publication his first season, then following up with an All-Pro year in 2013 and a Pro Bowl selection in 2015.

In his fifth season, David has already set some impressive marks around the NFL.

DAVID SINCE ENTERING THE LEAGUE

In each of his first four seasons, David has increased his tackle total, going from 139 as a rookie, 144 in his second year, 146 in his third season and 147 in 2015.

Over the past five seasons, he has made the second-most tackles in the NFL, while tallying the most solo tackles during that span.

2012-16 NFL TACKLE LEADERS

Rank	Player (Current Team)	Tackles
1.	LB Luke Kuechly (CAR)	612
2.	LB Lavonte David (TB)	584
3.	LB D'Qwell Jackson (IND)	554
4.	LB Paul Posluszny (JAC)	519
5.	LB Lawrence Timmons (PIT)	498

2012-16 NFL SOLO TACKLE LEADERS

Rank	Player (Current Team)	Solo Tackles
1.	LB Lavonte David (TB)	410
2.	LB Paul Posluszny (JAC)	388
3.	LB Luke Kuechly (CAR)	385
4.	LB James Laurinaitis (NO)	348
5.	S Reshad Jones (MIA)	343

Since 2012, David has the second-most run stuffs of any player in football.

2012-16 STUFFS LEADERS

Rank	Player (Current Team)	Stuffs
1.	DE J.J. Watt (HOU)	67.0
2.	LB Lavonte David (TB)	49.0
3.	DE Michael Bennett (SEA)	39.5
3.	DT Ndamukong Suh (MIA)	37.0
5.	DE Calais Campbell (ARI)	34.5

David has also been one of the leaders in tackles for loss over the last five seasons. His 71 TFLs during that stretch rank him second in the NFL, and he is one of only two players in the league to post three consecutive seasons (2012-14) with at least 15 tackles for loss (also J.J. Watt, 2012-15).

2012-16 NFL TACKLE FOR LOSS LEADERS

Rank	Player (Current Team)	TFL
1.	DE J.J. Watt (HOU)	120
2.	LB Lavonte David (TB)	71
3.	DT Ndamukong Suh (MIA)	66
4.	DE Michael Bennett (SEA)	64
4.	LB Von Miller (DEN)	64
6.	DE Calais Campbell (ARI)	59
7.	LB Ryan Kerrigan (WAS)	58
8.	LB Justin Houston (KC)	56
8.	LB Clay Matthews (GB)	56
10.	DE Mario Williams (MIA)	53

David has shown his ability to help not only stop the run, but to defend the pass. Since entering the NFL in 2012, David is second in the league in interceptions by a linebacker and is tied for the third-most passes defended during that span.

2012-16 NFL INTERCEPTIONS - (Linebackers)

Rank	Player (Team)	INT
1.	Luke Kuechly (CAR)	11
2.	Lavonte David (TB)	9
3.	Karlos Dansby (CIN)	8
3.	Thomas Davis (CAR)	8
3.	DeAndre Levy (DET)	8
3.	Paul Posluszny (JAC)	8

2012-16 NFL PASSES DEFENSED - (Linebackers)

Rank	Player (Team)	PD
1.	Karlos Dansby (CLE)	37
1.	Luke Kuechly (CAR)	37
3.	Lavonte David (TB)	31
4.	Daryl Smith (TB)	29
4.	Mark Barron (LA)	29

DOMINANT DAVID

HISTORICAL PERFORMANCE

In his first four seasons, David has totaled 534 tackles, 12.0 sacks and nine interceptions. He is the only player in the NFL during the last four years to total at least 500 tackles, 10.0 sacks and five interceptions. The start to his career compares with several of his most notable peers, as well as Hall of Famers.

NOTABLE LINEBACKERS - FIRST FOUR SEASONS

Player	Years	Tkls	Sacks	INT	FF
Patrick Willis	2007-10	692	17.0	5	12
Luke Kuechly*	2012-15	591	7.0	11	3
Ray Lewis*	1996-99	582	13.0	7	2
Lavonte David	2012-15	576	13.0	9	8
Zach Thomas	1996-99	552	5.5	8	7
Derrick Brooks*^	1995-98	515	2.5	4	6
Brian Urlacher	2000-03	507	21.0	6	4
Junior Seau^	1990-92	445	12.5	4	2
Lance Briggs	2003-05	445	3.5	6	7

*Won NFL Defensive Player of the Year in span.

^Selected to Pro Football Hall of Fame.

In 2013, David put together a historical season, one that ranked alongside some of the best linebackers in NFL history.

NOTABLE LINEBACKER SEASONS SINCE 1982

Player	Year	Tkls	Sacks	INT
Ray Lewis*^	2003	163	1.5	6
Luke Kuechly^*	2013	156	2.0	4
Lavonte David^	2013	144	7.0	5
Junior Seau^	1996	138	7.0	2
Ray Lewis*^	2000	136	3.0	2
Brian Urlacher*^	2005	122	6.0	0
Hardy Nickerson^	1996	120	3.0	2
Derrick Brooks*^	2002	118	1.0	5
Patrick Willis^	2009	114	4.0	3
Mike Singletary*^	1985	113	3.0	1
Lance Briggs^	2005	107	2.0	2
Thomas Davis^	2015	105	5.5	4

*Won NFL Defensive Player of the Year.

^Named to an All-Pro team following the season.

David joined former All-Pro S Dave Duerson (1986) as the only two players since 1982 to record at least 7.0 sacks and five interceptions in the same season. David is the only linebacker to ever do so.

PASS RUSH SPECIALIST

In 2013, Lavonte David showed off a pass-rushing ability not usually seen from linebackers in a 4-3 defense, finishing the season with 7.0 sacks, tied for the third-most

David's 7.0 sacks in 2013 are tied for the third-most by a linebacker in team history


MOST SACKS BY A LINEBACKER - SINGLE SEASON (Team History)

Player	Year	Sacks
1. Broderick Thomas	1991	11
2. Broderick Thomas	1990	7.5
3. Lavonte David	2013	7.0
3. Lonnie Marts	1996	7.0
5. Chris Washington	1987	6.5

For his career, David has totaled 13.0 sacks, tied for the fourth-most by a linebacker in team history.

MOST SACKS BY A LB - Team History

Rank	Player	Sacks
1.	Broderick Thomas, 1989-93	26.5
2.	Chris Washington, 1984-88	17.5
2.	Derrick Brooks, 1995-2008	13.5
4.	Lavonte David, 2012-Pres.	13.0
4.	Shelton Quarles, 1997-2006	13.0



DOMINANT DAVID

IN COVERAGE

David finished 2013 with five interceptions, tied for the most ever by a Buccaneers linebacker in a single season.

David has nine career interceptions, tied for the third-most by a linebacker in team history.

MOST INTERCEPTIONS IN A SINGLE SEASON (Linebackers - Team History)

Player	Year	INT
1. Derrick Brooks	2002	5
1. Lavonte David	2013	5
1. Cecil Johnson	1981	5
4. Derrick Brooks	1999	4
4. Jamie Duncan	1977	4
4. Richard Wood	1984	4

Against Buffalo (12/8/13), David recorded two interceptions, becoming the first Buccaneer to record multiple interceptions in the same game since CB Aqib Talib in 2010 (2 at ARI, 10/31/10) and the first Buccaneers linebacker to record multiple interceptions in the same game since Derrick Brooks (2 vs. CHI, 10/24/99). David is one of only six Buccaneers linebackers ever to record multiple interceptions in the same game. He did so again against Philadelphia (11/22/15), becoming the first linebacker in team history with more than one multi-interception game.

MULTIPLE INTERCEPTIONS IN A SINGLE GAME (Linebackers - Team History)

Player	Opponent-Date	INT
Derrick Brooks	vs. CHI-10/24/99	2
Lavonte David	vs. BUF-12/8/13	2
Lavonte David	at PHI-11/22/15	2
Cecil Johnson	vs. DET-10/4/81	2
Dave Lewis	vs. CHI-10/22/78	2
Broderick Thomas	at NO-11/1/92	2
Richard Wood	at NO-12/11/77	2

MOST INTERCEPTIONS BY A LB - Team History

Rank	Player	INT
1.	Derrick Brooks, 1995-2008	25
2.	Dave Lewis, 1977-81	10
3.	Lavonte David, 2012-Pres.	9
3.	Cecil Johnson, 1977-85	9
3.	Richard Wood, 1976-84	9

DAVID & BROOKS

David has drawn comparisons to former Buccaneers' great LB Derrick Brooks. An 11-time Pro Bowler and nine-time All-Pro, Brooks is one of the most decorated players in Tampa Bay history, even earning NFL Defensive Player of the Year in 2002. Through their first 63 games played, David compares favorably to the Hall of Famer.

D. BROOKS & L. DAVID (First 64 Games Played)

Player	Tackles	Sacks	Stuffs	INT	PD	FF	FR
David	584	13.0	49.0	9	31	8	4
Brooks	515	2.5	28.5	4	32	6	1

In 2013 David earned a first-team All-Pro selection, joining Brooks and Hardy Nickerson as the only linebackers in franchise history to earn that distinction.

MOST FIRST-TEAM ALL-PRO SELECTIONS - LINEBACKERS (Team History)

Player	Selections	Years
Derrick Brooks	5	1999-2000, 2002, 2004-05
Hardy Nickerson	2	1993, 1997
Lavonte David	1	2013

MCCOY IN 2015

Gerald McCoy had 8.5 sacks in 2015, tied for the 16th-most in the league and the fourth-most by a defensive tackle in the NFL.

2015 NFL SACK LEADERS - DEFENSIVE TACKLES

Rank	Player	Sacks
1.	DT Geno Atkins (CIN)	11.0
1.	DT Aaron Donald (LA)	11.0
1.	DT Kawann Short (CAR)	11.0
4.	DT Gerald McCoy (TB)	8.5
5.	Jurrell Casey (TEN)	7.0

MCCOY SINCE 2012

Since 2012, McCoy is second for the second-most sacks by any defensive tackle in the NFL.

NFL SACK LEADERS - DEFENSIVE TACKLES (2012-16)

Rank	Player	Sacks
1.	Geno Atkins (CIN)	33.5
2.	Gerald McCoy (TB)	32.5
3.	Ndamukong Suh (MIA)	29.0
4.	Jurrell Casey (TEN)	25.5
5.	Marcell Dareus (BUF)	25.0

More than just a pass-rusher, McCoy has shown his ability at stopping the run. His 47 total tackles for loss are the third-most by a defensive tackle since 2012.

NFL TFL LEADERS - DEFENSIVE TACKLES (2012-16)

Rank	Player	Sacks
1.	Ndamukong Suh (MIA)	66
2.	Geno Atkins (CIN)	50
3.	Gerald McCoy (TB)	47
4.	Jurrell Casey (TEN)	42
4.	Aaron Donald (LA)	42

MCCOY IN TEAM HISTORY

McCoy's 9.5 sacks in 2013 are tied for the fifth-most in a single season by a defensive tackle. He is only the third defensive tackle in Buccaneers history to top 9.0 sacks in a single season (Warren Sapp, Santana Dotson)

MOST SACKS, SINGLE SEASON - DEFENSIVE TACKLES (Team History)

Rank	Player	Year	Sacks
1.	Warren Sapp	2000	16.5
2.	Warren Sapp	1999	12.5
3.	Warren Sapp	1997	10.5
4.	Santana Dotson	1992	10.0
5.	David Logan	1983	9.5
5.	Gerald McCoy	2013	9.5

For his career, McCoy has 35.5 sacks, the third-most by a defensive tackle in team history and tied for the fifth-most in franchise history.

MOST SACKS - DEFENSIVE TACKLE (Team History)

Rank	Player	Sacks
1.	Warren Sapp, 1995-2003	77.0
2.	David Logan, 1979-86*	39.0
3.	Gerald McCoy, 2010-Pres.	36.5
4.	Brad Culpepper, 1994-99	33.0
5.	Santana Dotson, 1992-95	23.0

* Sacks were not an official stat until 1982. Logan is credited with 28.5 by Stats, Inc.

MOST SACKS - TEAM HISTORY

Rank	Player	Sacks
1.	Lee Roy Selmon, 1976-84*	78.5
2.	Warren Sapp, 1995-2003	77.0
3.	Simeon Rice, 2001-06	69.5
4.	David Logan, 1979-86*	39.0
5.	Gerald McCoy, 2010-Pres.	36.5
6.	Chidi Ahanotu, 1993-00, 2004	34.5
7.	Brad Culpepper, 1994-99	33.0
8.	Ronde Barber, 1997-2012	28.0
9.	Broderick Thomas, 1989-93	26.5
10.	Greg Spires, 2002-07	26.0

* Sacks were not an official stat until 1982. Selmon is credited with 23.0 & Logan is credited with 28.5 by Stats, Inc.



ACTION JACKSON

The Tampa Bay Buccaneers entered the 2012 offseason, searching for a top receiving threat and they set their sights on WR Vincent Jackson, who has been everything the team could have hoped for - and more.

In his first three years with Tampa Bay, Jackson posted three consecutive 1,000-yard receiving seasons, including setting a career high with 1,384 yards in 2012. Since joining the team, Jackson has totaled 4,171 receiving yards, the 11th-most in the NFL.

2012-16 NFL LEADERS IN RECEIVING YARDS

Rank	Player (Current Team)	Rec.	Yards
1.	WR Antonio Brown (PIT)	453	5,983
2.	WR Demaryius Thomas (DEN)	411	5,925
3.	WR Calvin Johnson (DET)	365	5,747
4.	WR Julio Jones (ATL)	369	5,414
5.	WR A.J. Green (CIN)	364	5,332
6.	WR Brandon Marshall (NYJ)	397	5,159
7.	WR T.Y. Hilton (IND)	293	4,533
8.	WR Eric Decker (NYJ)	334	4,504
8.	WR Andre Johnson (IND)	351	4,483
10.	WR Dez Bryant (DAL)	312	4,446
11.	WR Vincent Jackson (TB)	259	4,215

RECORD SETTER

Jackson has proven himself one of the best receivers in Buccaneers history, setting several team records.

Against the New Orleans Saints in 2012 (10/21), Jackson set a career-high and a Buccaneers record with 216 receiving yards

MOST RECEIVING YARDS IN A SINGLE GAME (Team History)

Player	Opponent-Date	Yds.
1. Vincent Jackson	vs. NO-10/21/12	216
2. Mark Carrier	at NO-12/6/87	212
3. Mike Evans*	at WAS-11/16/14	209
4. Antonio Bryant	at CAR-12/8/08	200
5. Kevin House	at OAK-10/18/81	178

Aiding Jackson's big day against the Saints was a 95-yard reception, the longest offensive play in team history.

LONGEST OFFENSIVE PLAYS IN TEAM HISTORY

Players	Yards	Opponent-Date
1. Freeman-Jackson	95	NO-10/21/12
2. Testaverde-Drewrey	89t	ATL-12/2/90
3. Testaverde-Drewrey	87t	@GB-9/15/91
4. Glennon-Underwood	85t	@DET-11/24/13
4. Martin Rush	85	@PHI-11/22/15

JACKSON IN FRANCHISE HISTORY

In Week 2 of 2015, at New Orleans (9/20), Jackson caught his 18th touchdown as a Buccaneer, giving him the eighth-most receiving touchdowns in franchise history.

MOST RECEIVING TOUCHDOWNS - (Team History)

Rank	Player	TDs
1.	TE Jimmie Giles, 1978-86	34
2.	WR Kevin House, 1980-86	31
3.	WR Joey Galloway, 2004-08	28
4.	WR Mark Carrier, 1987-92	27
5.	WR Mike Williams, 2010-13	25
6.	TE Dave Moore, 1992-01, 2004-06	24
7.	WR Bruce Hill, 1987-91	23
8.	WR Vincent Jackson, 2012-14	20
9.	WR Gerald Carter, 1981-87	17
9.	WR Keyshawn Johnson, 2000-03	17

Against Jacksonville (10/4/15), Jackson passed WR Joey Galloway, to place him fourth in receiving yards in franchise history.

MOST RECEIVING YARDS - (Team History)

Rank	Player	Yards
1.	WR Mark Carrier, 1987-92	5,018
2.	WR Kevin House, 1980-86	4,928
3.	TE Jimmie Giles, 1978-86	4,300
4.	WR Vincent Jackson, 2012-Pres.	4,215
5.	WR Joey Galloway, 2004-08	3,912
6.	WR Keyshawn Johnson, 2000-03	3,828
7.	RB James Wilder, 1981-89	3,492
8.	WR Gerald Carter, 1981-87	3,443
9.	WR Mike Williams, 2010-13	2,947
10.	WR Bruce Hill, 1987-91	2,942

MOST 100-YARD RECEIVING GAMES - Team History

Rank	Player	100-Yd. Games
1.	WR Mark Carrier, 1987-92	15
2.	WR Kevin House, 1980-85	14
3.	WR Vincent Jackson, 2012-Pres.	13
4.	WR Keyshawn Johnson, 2000-03*	12
5.	WR Joey Galloway 2005-07	11

*Recorded one 100-yard game in postseason.

GOING DEEP

Vincent Jackson came to Tampa Bay with a reputation for stretching the field, and in three years with the team, he has lived up to that reputation, proving himself one of the best deep threats in the league.

Jackson's 38 catches of 25+ yards over the last four seasons are the tied for the 12th-most in the NFL, and his seven catches of 50+ yards are tied for the 11th-most in the league.

2012-16 MOST 25+ YARD RECEPTIONS

Rank	Player (Current Team)	25+ Yd. Rec
1.	WR Demaryius Thomas (DEN)	58
2.	WR T.Y. Hilton (IND)	52
3.	WR Antonio Brown (PIT)	50
3.	WR Calvin Johnson (DET)	50
5.	WR DeSean Jackson (WAS)	49
6.	WR Julio Jones (ATL)	48
7.	WR A.J. Green (CIN)	44
8.	WR Alshon Jeffery (CHI)	41
8.	WR Torrey Smith (SF)	41
10.	WR Dez Bryant (DAL)	40
11.	TE Rob Gronkowski (NE)	39
12.	WR Vincent Jackson (TB)	38
12.	WR Jordy Nelson (GB)	38
12.	WR Emmanuel Sanders (DEN)	38

2012-16 MOST 50+ YARD RECEPTIONS

Rank	Player (Current Team)	50+ Yd. Rec
1.	WR DeSean Jackson (WAS)	17
2.	WR A.J. Green (CIN)	16
3.	WR Dez Bryant (DAL)	11
3.	WR Calvin Johnson (DET)	11
3.	WR Jordy Nelson (GB)	11
6.	WR Odell Beckham Jr. (NYG)	9
6.	WR Antonio Brown (PIT)	9
6.	WR T.Y. Hilton (IND)	9
6.	WR Jeremy Maclin (KC)	9
6.	WR Torrey Smith (SF)	9
11.	WR Demaryius Thomas (DEN)	8
11.	WR Mike Wallace (MIN)	7
13.	WR Vincent Jackson (TB)	7
13.	WR Eric Decker (NYJ)	7
13.	WR Julio Jones (ATL)	7
13.	WR Cecil Shorts (TB)	7

MOVE THE CHAINS

In the past four seasons, Jackson has been one of the best in the NFL at creating first downs. His 199 first down receptions are the tied for 10th-most in the NFL and his 78.7 first down catch percentage is the highest in the league (min. 100 receptions).

NFL LEADERS IN FIRST DOWN CATCH PERCENTAGE - Min. 80 Rec. (2012-16)

Player	1st Dn.	Rec	1st%
1. WR Calvin Johnson (DET)	285	365	78.1
2. WR Vincent Jackson (TB)	202	259	78.0
3. WR Lance Moore (DET)	112	145	77.2
4. WR Mike Evans (TB)	117	153	76.5
5. WR Malcom Floyd (SD)	110	144	76.4

ELITE COMPANY

Since his first 1,000-receiving yard season in 2008, Jackson has ranked as one of the top wide receivers in the NFL, posting at least 1,000 yards in six of the past eight seasons. In that timeframe, Jackson has the seventh-most receiving yards per game and 11th-most receiving touchdowns among active wide receivers.

MOST RECEIVING YARDS PER GAME- ACTIVE PLAYERS (2008-16) (Min. 80 GP)

Rank	Player (Current Team)	Rec. Yds/Gm
1.	Antonio Brown (PIT)	82.5
2.	Andre Johnson (IND)	79.8
3.	Brandon Marshall (NYJ)	79.4
4.	Demaryius Thomas (DEN)	77.7
5.	DeSean Jackson (WAS)	70.4
6.	Steve Smith Sr. (BAL)	70.3
7.	Larry Fitzgerald (ARI)	70.2
8.	Vincent Jackson (TB)	69.9
9.	Rob Gronkowski (NE)	69.4
10.	Dez Bryant (DAL)	69.0

MOST TOUCHDOWN RECEPTIONS - ACTIVE WIDE RECEIVERS (2008-16)

Rank	Player (Current Team)	Touchdowns
1.	Brandon Marshall (NYJ)	70
2.	Larry Fitzgerald (ARI)	67
3.	Dez Bryant (DAL)	59
4.	Eric Decker (NYJ)	52
4.	Mike Wallace (BAL)	52
5.	Jordy Nelson (GB)	51
7.	Vincent Jackson (TB)	48
8.	Demaryius Thomas (DEN)	47
9.	Anquan Boldin (DET)	46
9.	A.J. Green (CIN)	46

ALEXANDER THE GREAT

Buccaneers General Manager Jason Licht spent 12 of his first 13 draft picks with Tampa Bay on offense. But in a case of quality over quantity, Licht's first (and only) selection on the defensive side of the ball came in the fourth round of the 2015 NFL Draft, with the Buccaneers selecting LB Kwon Alexander out of LSU. Alexander immediately took over as the starter at middle linebacker and has made his presence known and earned PFWA All-Rookie honors.

ALEXANDER VS. ROOKIE DEFENDERS

In 2015, Alexander made plays all over the field, totaling 93 tackles, five tackles for loss, nine passes defended, two interceptions (15 return yards), 3.0 sacks, two forced fumble and one fumble recovery.

2015 NFL NOTABLE ROOKIE DEFENDERS (Sorted by Total Tackles)

Player	Tkl.	Sacks	PD	INT	FF	FR
1. LB Stephone Anthony (NO)	112	1.0	5	1	2	1
2. S Landon Collins (NYG)	108	0.0	9	1	0	0
3. LB Kwon Alexander (TB)	93	3.0	9	2	2	1
4. LB Eric Kendricks (MIN)	92	4.0	1	0	0	0
5. CB Ronald Darby (BUF)	68	0.0	21	2	0	0
6. S Adrian Amos (CHI)	67	1.0	2	0	0	0
6. LB Denzel Perryman (SD)	67	2.0	0	0	1	0
8. CB Byron Jones (DAL)	65	0.0	8	0	0	0
9. S Jaquiski Tartt (SF)	64	2.0	3	1	1	0
10. DE Leonard Williams (NYJ)	63	3.0	0	0	0	0
11. CB Marcus Peters (KC)	60	0.0	26	8	1	0
12. LB Benardrick McKinney (HOU)	58	1.0	0	0	0	0
13. S Kysheon Jarrett (WAS)	57	0.0	4	0	1	0
13. CB Damarious Randall (GB)	56	0.0	14	3	0	0
15. CB Kevin Johnson (HOU)	52	0.0	9	1	0	0
16. LB Hau'oli Kikaha (NO)	50	4.0	2	0	4	1
17. LB Jordan Hicks (PHI)	49	1.0	3	2	1	3

Alexander was one of three players in the NFL with at least 90 tackles, five passes defended, 3.0 sacks, two interceptions, two forced fumble and one fumble recovery (also Lavonte David & Thomas Davis).

ALEXANDER IN BUCCANEERS HISTORY

While Alexander has proven himself an adept tackler, ranking second on the team, he has made his biggest contributions to the team by forcing turnovers. Despite playing only 12 games as a rookie, he created three takeaways (two interceptions, one fumble recovery).

Alexander's two interceptions are tied for the eighth-most by a rookie in team history and are tied for the most ever by a Buccaneers rookie linebacker (also Hugh Green and Dave Lewis).

MOST INTERCEPTIONS, ROOKIES – Team History

Rank	Player, Years	INTs
1.	CB Donnie Abraham, 1996	5
2.	DB David Greenwood, 1985	5
3.	CB Johnthan Banks, 2013	3
3.	S Tony Covington, 1991	3
3.	CB Leonard Johnson, 2012	3
3.	DB Vito McKeever, 1986	3
3.	DB Paul Tripoli, 1987	3
8.	LB Kwon Alexander, 2015	2
8.	LB Hugh Green, 1981	2
8.	S Cody Grimm, 2010	2
8.	S Odie Harris, 1988	2
8.	DB Ray Isom, 1987	2
8.	S Tanard Jackson, 2007	2
8.	S Curtis Jordan, 1976	2
8.	LB Dave Lewis, 1977-78	2

Alexander tied with former linebackers Keith Browner (2.0 in 1984) and Mason Foster (2.0 in 2011) for the second-most sacks by a rookie linebacker in team history. Alexander joins former S David Greenwood as the only rookies in team history to have at least 2.0 sacks and two interceptions in their first season.

STRENGTH OF THE SOUTH

Over the previous 14 seasons, one could argue that the toughest division in the NFL is the NFC South. Since realignment in 2002, the NFC South is one of only four divisions in the NFL to have every team earn a division championship, and is the only division to have each of its teams make a conference championship appearance. The NFC East, NFC West and AFC West are the only other divisions to have all four teams earn a division championship since realignment.

The NFC South has also been represented eight times in a conference championship game, tied for the best in the NFC and tied for the second-most in the NFL. The NFC South is also tied for the second-most appearances in the Super Bowl (4), the second-most by any NFC division. It is also tied for the most different teams to the Super Bowl of any division, sending three different teams (Tampa Bay, Carolina, New Orleans), a feat that only the NFC West has matched (Arizona, San Francisco and Seattle).

SUPER BOWL APPEARANCES & WINS SINCE 2002

Division	Appearances	Wins
AFC East	5	3
NFC West	5	1
AFC North	4	3
NFC South	4	2
NFC East	3	2
AFC South	2	1
NFC North	2	1
AFC West	3	1

CONFERENCE CHAMPIONSHIP GAME APPEARANCES SINCE 2002

Division	Number
AFC East	11
NFC South	8
NFC West	8
AFC North	7
NFC East	6
NFC North	6
AFC South	5
AFC West	5

The NFC South is also the only division to have more than one team win a Super Bowl (Tampa Bay, New Orleans), since 2002. The NFC South has had a very even split of division champions, with three of the four teams winning three times each and the Panthers having captured five division titles.

NFC SOUTH DIVISION TITLES SINCE 2002

Team	Number
Carolina	5
Tampa Bay	3
Atlanta	3
New Orleans	3

In 2010, the NFC South recorded another impressive feat, as they were the only division to have three teams finish with a winning record, with three of the four teams finish with a double-digit win total (Atlanta – 13-3; New Orleans – 11-5; Tampa Bay – 10-6). It marked just the second time, dating back to realignment in 2002, that a division has had three teams with double-digit wins in the same season (also the AFC South in 2007). The feat was matched by the NFC North in 2012, the NFC West in 2013 and the AFC North in 2014.

In 2008, the NFC South again showed its overall strength, as it finished as one of only three divisions in the League to have three of its four teams with a record of 9-7 or better (also AFC East and NFC East) and is one of two divisions to have all of its teams at 8-8 or better (also NFC East). The NFC South also finished with a remarkable 27-5 overall home record in 2008, the best combined home winning percentage by a division in NFL history (.844), with the next best division last season, the NFC East, holding an 23-9 record at home. The South was also a near-perfect 11-1 at home when facing other South division opponents in 2008. The Bucs contributed significantly to that mark, as they finished 6-2 at home, winning their first six games at Raymond James Stadium in 2008.

BEST COMBINED HOME RECORD BY A DIVISION IN NFL HISTORY

Year	Division	Record	Pct.
2008	NFC South	27-5	.844
2003	NFC West	26-6	.813
1988	AFC Central	25-7	.781
1971	AFC West	20-6-2	.769*
1988	AFC East	30-9-1	.763
1976	AFC Central	21-7	.750
1995	NFC Central	30-10	.750
2013	NFC West	24-8	.750

*Prior to 1972, tie games were not counted in winning percentage.

RAYMOND JAMES STADIUM RENOVATIONS

BUCCANEERS DEBUT VIDEO BOARDS & HALL OF FAME CLUBS



On Friday, August 26, the Tampa Bay Buccaneers played their first home game of the 2016 preseason against the Cleveland Browns, offering Buccaneers fans their first opportunity to see the team's all-new video boards and sound system, as well as the team's premium seating Hall of Fame Club. These upgrades are just part one of the comprehensive renovations scheduled for Raymond James Stadium.

Two new main video displays, one towering over each end zone, measure 60 feet high by 160 feet wide for 9,600 square feet each. Four tower displays have also been installed, one in each corner of the stadium, and measure approximately 61 feet high by 43 feet wide for 2,304 square feet each. The total display area of 28,416 square feet is third largest in the NFL.

FACTS & FIGURES

- End zone displays: **60 feet high by 160 feet wide** - a total of **9,600 square feet**
- Tower displays: **61 high by 43 feet wide** - a total of **2,304 square feet**
- Total display size: **28,416 square feet-third-largest in NFL**
- Sound system: **distributed audio throughout the stadium**

These displays' excellent image clarity and contrast, sun-cutting brightness, and industry-leading environmental protection will keep them operating as expected in the harsh coastal elements. They are capable of variable content zoning which allows them each to show one large image or to show multiple windows with any variety of live video, instant replays, up-to-the-minute statistics, game information, graphics, animations and sponsorship messages.

This installation also features four additional scoreboard displays – two above each main display – measuring approximately 7 feet high by 45 feet wide. Two ribbon displays, one on each sideline's seating fascia, each measure 6 feet high by 680 feet long. All six displays feature 15HD pixel layouts and provide the ability to supplement content on the main displays as well as highlight sponsors throughout events.

The team also debuted the Hall of Fame Clubs – an all-new, premium seating concept featuring all-inclusive food and drink options, air-conditioned comfort and one of the best views of the action on the field. The new clubs – which are located on the suite level of Raymond James Stadium – will be limited to 240 seats and feature expansive, 9,500 square-foot, open-floor designs, including prime food and drink options as well as a full liquor bar for purchase.

Membership in the Hall of Fame Clubs provide VIP access to all Raymond James Stadium events including all Buccaneers home games, USF home football games, the Outback Bowl, Monster Jam, concerts and other special events included in one price. Members will also have the option to purchase their seats for the 2017 College Football National Championship Game.



2016 TAMPA BAY BUCCANEERS UNOFFICIAL DEPTH CHART

(Based off of last game - Subject to change)

OFFENSE

WR	83 Vincent Jackson	11 Adam Humphries	
TE	84 Cameron Brate or 87 Austin Seferian-Jenkins		
LT	76 Donovan Smith	<u>66 Leonard Wester</u>	
LG	64 Kevin Pamphile	62 Evan Smith	
C	68 Joe Hawley	62 Evan Smith	
RG	74 Ali Marpet	<u>77 Caleb Benenoch</u>	
RT	69 Demar Dotson	78 Gosder Cherilus	
WR	13 Mike Evans	89 Russell Shepard	10 Cecil Shorts III
TE	88 Luke Stocker	82 Brandon Myers	
QB	3 Jameis Winston	8 Mike Glennon	4 Ryan Griffin
RB	22 Doug Martin	34 Charles Sims III	32 Jacquizz Rodgers <u>43 Peyton Barber</u>

DEFENSE

DE	91 Robert Ayers Jr.	<u>57 Noah Spence</u>	95 Howard Jones
DT	93 Gerald McCoy		
DT	98 Clinton McDonald	97 Akeem Spence	
DE	92 William Gholston	<u>75 DaVonte Lambert</u>	<u>71 Channing Ward</u>
SLB	51 Daryl Smith	<u>59 Devante Bond</u>	50 Josh Keyes
MLB	58 Kwon Alexander		
WLB	54 Lavonte David	53 Adarius Glanton	
CB	21 Alterraun Verner and/or <u>28 Vernon Hargreaves III</u>		26 Josh Robinson
CB	24 Brent Grimes	38 Jude Adjei-Barimah	27 Johnthan Banks
S	23 Chris Conte	37 Keith Tandy	
S	30 Bradley McDougald	<u>29 Ryan Smith</u>	

SPECIALISTS

P	9 Bryan Anger	
PK	<u>19 Roberto Aguayo</u>	
KO	<u>19 Roberto Aguayo</u>	9 Bryan Anger
H	9 Bryan Anger	8 Mike Glennon
LS	48 Andrew DePaola	
PR	11 Adam Humphries	
KR	<u>10 Cecil Shorts III</u> or 11 Adam Humphries	

Rookies Underlined

() Denotes Injury

2016 TAMPA BAY BUCCANEERS PRONUNCIATION GUIDE

PLAYERS

Jude Adjei-Barimah	EYE-JAY Buh-REE-muh	Kevin Pamphile	PAM-feel
Johnthan Banks	Jonathan	Jacquizz Rodgers	JAH-quizz
Caleb Benenoch	ben-en-KNOCK	Austin Seferian-Jenkins	suh-FAIR-ee-un
Gosder Cherilus	GOZ-der SHARE-uh-luss	Alterraun Verner	AL-ter-on
Chris Conte	con-tee	COACHES	
Lavonte David	luh-VON-tay	Mike Bajakian	buh-JAKE-ian
Andrew DePaola	duh-paw-luh	Dave Borgonzi	bore-GON-zee
William Gholston	GOAL-ston	Nate Kaczor	Kat-sir
Adarius Glanton	Uh-Dare-E-Us	Dirk Koetter	Cutter
Josh Keyes	Kize	Todd Monken	Munk-in
Ali Marpet	Alley Mar-PET	Andrew Weidinger	why-ding-er
Bradley McDougald	Mc-DOO-guld		

2016 TAMPA BAY BUCCANEERS NUMERICAL ROSTER

(as of 9/14/16)

No.	Name	Pos.	Ht.	Wt.	Age	NFL Exp.	College	Hometown	How Acq.
3	Jameis Winston	QB	6-4	231	22	2	Florida State	Bessemer, AL	D1-'15
4	Ryan Griffin	QB	6-5	210	26	3	Tulane	Westlake Village, CA	W (NO)-'15
8	Mike Glennon	QB	6-6	225	26	4	North Carolina State	Centreville, VA	D3-'13
9	Bryan Anger	P	6-3	205	27	5	California	Camarillo, CA	UFA (JAC)-'16
10	Cecil Shorts III	WR	6-0	202	28	6	Mount Union	Cleveland, OH	FA-'16
11	Adam Humphries	WR	5-11	195	23	2	Clemson	Spartanburg, SC	FA-'15
13	Mike Evans	WR	6-5	231	23	3	Texas A&M	Galveston, TX	D1-'14
19	Roberto Aguayo	K	6-0	207	22	R	Florida State	Mascotte, FL	D2b-'16
21	Alterraun Verner	CB	5-10	187	27	7	UCLA	Lakewood, CA	UFA (TEN)-'14
22	Doug Martin	RB	5-9	223	27	5	Boise State	Oakland, CA	D1b-'12
23	Chris Conte	S	6-2	203	27	6	California	Los Angeles, CA	UFA (CHI)-'15
24	Brent Grimes	CB	5-10	185	33	10	Shippensburg	Philadelphia, PA	FA-'16
26	Josh Robinson	CB	5-10	200	25	5	UCF	Sunrise, FL	UFA (MIN)-'16
27	Johnthan Banks	CB	6-2	185	26	4	Mississippi State	Maben, MS	D2-'13
28	Vernon Hargreaves III	CB	5-10	204	21	R	Florida	Tampa, FL	D1-'16
29	Ryan Smith	S	5-11	189	23	R	North Carolina Central	Upper Marlboro, MD	D4-'16
30	Bradley McDougald	S	6-1	209	25	4	Kansas	Dublin, OH	W (KC)-'13
32	Jacquizz Rodgers	RB	5-6	205	26	6	Oregon State	Richmond, TX	FA-'16
34	Charles Sims III	RB	6-0	211	26	3	West Virginia	Houston, TX	D3-'14
37	Keith Tandy	S	5-10	205	27	5	West Virginia	Hopkinsville, KY	D6-'12
38	Jude Adjei-Barimah	CB	5-11	200	24	2	Bowling Green	Columbus, OH	FA-'15
43	Peyton Barber	RB	5-11	225	22	R	Auburn	Alpharetta, GA	FA-'16
48	Andrew DePaola	LS	6-2	230	29	3	Rutgers	Parkton, MD	FA-'14
50	Josh Keyes	LB	6-2	223	23	2	Boston College	Ghent, NY	FA-'15
51	Daryl Smith	LB	6-2	250	34	13	Georgia Tech	Albany, GA	FA-'16
53	Adarius Glanton	LB	6-1	230	25	3	Florida Atlantic	Lakeland, FL	FA-'15
54	Lavonte David	LB	6-1	233	26	5	Nebraska	Miami, FL	D2-'12
57	Noah Spence	DE	6-2	251	22	R	Eastern Kentucky	Harrisburg, PA	D2a-'16
58	Kwon Alexander	LB	6-1	227	22	2	LSU	Oxford, AL	D4-'15
59	Devante Bond	LB	6-1	236	23	R	Oklahoma	Sacramento, CA	D6a-'16
62	Evan Smith	OL	6-2	308	30	7	Idaho State	Salinas, CA	UFA (GB)-'14
64	Kevin Pamphile	G	6-5	315	25	3	Purdue	Miami, FL	D5b-'14
66	Leonard Wester	T	6-6	305	23	R	Missouri Western	Mt. Union, IA	FA-'16
68	Joe Hawley	C	6-3	302	27	7	UNLV	Bakersfield, CA	FA-'15
69	Demar Dotson	T	6-9	315	30	8	Southern Miss	Alexandria, LA	FA-'09
71	Channing Ward	DE	6-4	279	24	R	Mississippi	Aberdeen, MS	FA-'16
74	Ali Marpet	G	6-4	307	23	2	Hobart	Hastings-on-Hudson, NY	D2b-'15
75	DaVonte Lambert	DL	6-2	282	22	R	Auburn	Keysville, GA	FA-'16
76	Donovan Smith	T	6-6	338	23	2	Penn State	Owings Mills, MD	D2a-'15
77	Caleb Benenoch	OL	6-5	305	22	R	UCLA	Katy, TX	D5-'16
78	Gosder Cherilus	T	6-7	316	32	9	Boston College	Somerville, MA	FA-'15
82	Brandon Myers	TE	6-3	256	31	8	Iowa	Prairie City, IA	UFA (NYG)-'14
83	Vincent Jackson	WR	6-5	230	33	12	Northern Colorado	Colorado Springs, CO	UFA (SD)-'12
84	Cameron Brate	TE	6-5	235	25	2	Harvard	Naperville, IL	FA-'15
87	Austin Seferian-Jenkins	TE	6-5	262	23	3	Washington	Fox Island, WA	D2-'14
88	Luke Stocker	TE	6-5	253	28	6	Tennessee	Berea, KY	D4-'11
89	Russell Shepard	WR	6-1	195	26	4	LSU	Houston, TX	W (PHI)-'13
91	Robert Ayers Jr.	DE	6-3	275	31	8	Tennessee	Jersey City, NJ	UFA (NYG)-'16
92	William Gholston	DL	6-6	281	25	4	Michigan State	Detroit, MI	D4b-'13
93	Gerald McCoy	DT	6-4	300	28	7	Oklahoma	Oklahoma City, OK	D1-'10
95	Howard Jones	DE	6-4	238	26	2	Shepherd	Woodbridge, VA	FA-'15
97	Akeem Spence	DT	6-1	307	24	4	Illinois	Fort Walton Beach, FL	D4a-'13
98	Clinton McDonald	DT	6-2	297	29	8	Memphis	Jacksonville, AR	UFA (SEA)-'14

PRACTICE SQUAD

No.	Name	Pos.	Ht.	Wt.	Age	NFL Exp.	College	HS Hometown	How Acq.
16	Freddie Martino	WR	6-0	195	25	1	North Greenville	North, SC	FA-'16
17	Jeremy Butler	WR	6-2	213	25	3	Tennessee-Martin	Sarasota, FL	FA-'16
35	Javien Elliott	CB	5-11	176	23	R	Florida State	Panama City, FL	FA-'16
39	Isaiah Johnson	S	6-0	209	23	R	South Carolina	Cary, NC	FA-'16
45	Alan Cross	TE	6-1	235	23	R	Memphis	Millington, TN	FA-'16
52	Cameron Lynch	LB	6-0	229	23	2	Syracuse	Lawrenceville, GA	FA-'16
61	Josh Allen	OL	6-3	315	24	1	Louisiana-Monroe	Cedar Hill, TX	FA-'15
72	Ben Gottschalk	C	6-5	293	24	1	SMU	Sherman Oaks, CA	FA-'15
86	Danny Vitale	FB	6-2	239	22	R	Northwestern	Wheaton, IL	D6b-'16
90	Rodney Coe	DT	6-3	305	23	R	Akron	Fulton, MS	FA-'16

RESERVE/PHYSICALLY UNABLE TO PERFORM

No.	Name	Pos.	Ht.	Wt.	Age	NFL Exp.	College	HS Hometown	How Acq.
18	Louis Murphy	WR	6-2	200	29	8	Florida	St. Petersburg, FL	UFA (NYG)-'14
73	J.R. Sweezy	G	6-5	298	27	5	North Carolina State	Mooreville, NC	UFA (SEA)-'16

INJURED RESERVE

No.	Name	Pos.	Ht.	Wt.	Age	NFL Exp.	College	HS Hometown	How Acq.
56	Jacquies Smith	DE	6-2	260	26	3	Missouri	Dallas, TX	W(BUF)-'14
94	George Johnson	DE	6-4	265	28	5	Rutgers	Glassboro, NJ	T (DET)-'15

Head Coach: Dirk Koetter

Assistant Coaches: Nate Kaczor (special teams coordinator); Todd Monken (offensive coordinator/wide receivers); Mike Smith (defensive coordinator); Mike Bajkian (quarterbacks); Butch Barry (assistant offensive line); Dave Borgonzi (defensive quality control); Mark Duffner (linebackers); Jon Embree (tight ends); Jay Hayes (defensive line); Jon Hoke (secondary); Dave Kennedy (head strength and conditioning); Brett Maxie (defensive backs); Carlos Polk (assistant special teams); Tim Spencer (running backs); Paul Spicer (assistant defensive line); Ben Steele (offensive quality control); Joe Vaughn (assistant strength and conditioning); Chad Wade (assistant strength and conditioning); George Warhop (run game coordinator/offensive line); Andrew Weidinger (assistant wide receivers/game management)

2016 TAMPA BAY BUCCANEERS ALPHABETICAL ROSTER

(as of 9/18/16)

No.	Name	Pos.	Ht.	Wt.	Birthdate	NFL Exp.	College	Hometown	15 GP/GS
38	Adjei-Barimah, Jude	CB	5-11	200	7/21/1992	2	Bowling Green	Columbus, OH	2/0
19	Aguayo, Roberto	K	6-0	207	5/17/1994	R	Florida State	Mascotte, FL	2/0
58	Alexander, Kwon	LB	6-1	227	8/3/1994	2	LSU	Oxford, AL	2/2
9	Anger, Bryan	P	6-3	205	10/6/1988	5	California	Camarillo, CA	2/0
91	Ayers Jr., Robert	DE	6-3	275	9/6/1985	8	Tennessee	Jersey City, NJ	2/2
27	Banks, Johnthan	CB	6-2	185	10/3/1989	4	Mississippi State	Maben, MS	2/0
43	Barber, Peyton	RB	5-11	225	2/27/1994	R	Auburn	Alpharetta, GA	1/0
77	Benenoch, Caleb	OL	6-5	305	8/8/1994	R	UCLA	Katy, TX	0/0
59	Bond, Devante	LB	6-1	236	7/3/1993	R	Oklahoma	Sacramento, CA	0/0
84	Brate, Cameron	TE	6-5	235	7/3/1991	2	Harvard	Naperville, IL	2/0
78	Cherilus, Gosder	T	6-7	316	6/28/1984	9	Boston College	Somerville, MA	2/0
23	Conte, Chris	S	6-2	203	2/23/1989	6	California	Los Angeles, CA	2/2
54	David, Lavonte	LB	6-1	233	1/23/1990	5	Nebraska	Miami, FL	2/2
48	DePaola, Andrew	LS	6-2	230	7/28/1987	3	Rutgers	Parkton, MD	2/0
69	Dotson, Demar	T	6-9	315	10/11/1985	8	Southern Miss	Alexandria, LA	2/2
13	Evans, Mike	WR	6-5	231	8/21/1993	3	Texas A&M	Galveston, TX	2/2
92	Gholston, William	DL	6-6	281	7/31/1991	4	Michigan State	Detroit, MI	2/2
53	Glanton, Adarius	LB	6-1	230	9/21/1990	3	Florida Atlantic	Lakeland, FL	2/0
8	Glennon, Mike	QB	6-6	225	12/12/1989	4	North Carolina State	Centreville, VA	0/0
4	Griffin, Ryan	QB	6-5	210	11/17/1989	3	Tulane	Westlake Village, CA	0/0
24	Grimes, Brent	CB	5-10	185	7/19/1983	10	Shippensburg	Philadelphia, PA	2/2
28	Hargreaves III, Vernon	CB	5-10	204	6/3/1995	R	Florida	Tampa, FL	2/2
68	Hawley, Joe	C	6-3	302	10/22/1988	7	UNLV	Bakersfield, CA	2/2
11	Humphries, Adam	WR	5-11	195	6/24/1993	2	Clemson	Spartanburg, SC	2/2
83	Jackson, Vincent	WR	6-5	230	1/14/1983	12	Northern Colorado	Colorado Springs, CO	2/2
95	Jones, Howard	DE	6-4	238	2/10/1990	2	Shepherd	Woodbridge, VA	2/0
50	Keyes, Josh	LB	6-2	223	1/23/1993	2	Boston College	Ghent, NY	2/0
75	Lambert, DaVonte	DL	6-2	282	6/23/1994	R	Auburn	Keyesville, GA	1/0
74	Marpet, Ali	G	6-4	307	4/17/1993	2	Hobart	Hastings-on-Hudson, NY	2/2
22	Martin, Doug	RB	5-9	223	1/13/1989	5	Boise State	Oakland, CA	2/2
93	McCoy, Gerald	DT	6-4	300	2/25/1988	7	Oklahoma	Oklahoma City, OK	2/2
98	McDonald, Clinton	DT	6-2	297	1/6/1987	8	Memphis	Jacksonville, AR	2/2
30	McDougald, Bradley	S	6-1	209	11/15/1990	4	Kansas	Dublin, OH	2/2
82	Myers, Brandon	TE	6-3	256	9/4/1985	8	Iowa	Prairie City, IA	2/0
64	Pamphile, Kevin	G	6-5	310	11/27/1990	3	Purdue	Miami, FL	2/2
26	Robinson, Josh	CB	5-10	200	1/8/1991	5	UCF	Sunrise, FL	2/0
32	Rodgers, Jacquizz	RB	5-6	205	2/6/1990	6	Oregon State	Richmond, TX	1/0
87	Seferian-Jenkins, Austin	TE	6-5	262	9/29/1992	3	Washington	Fox Island, WA	2/0
89	Shepard, Russell	WR	6-1	195	9/17/1990	4	LSU	Houston, TX	2/0
10	Shorts III, Cecil	WR	6-0	202	12/22/1987	6	Mount Union	Cleveland, OH	2/0
34	Sims III, Charles	RB	6-0	211	9/19/1990	3	West Virginia	Houston, TX	2/0
51	Smith, Daryl	LB	6-2	250	3/14/1982	13	Georgia Tech	Albany, GA	2/0
76	Smith, Donovan	T	6-6	338	6/23/1993	2	Penn State	Owings Mills, MD	2/2
62	Smith, Evan	OL	6-2	308	7/19/1986	7	Idaho State	Salinas, CA	1/0
29	Smith, Ryan	S	5-11	189	9/7/1993	R	North Carolina Central	Upper Marlboro, MD	0/0
97	Spence, Akeem	DT	6-1	307	11/29/1991	4	Illinois	Fort Walton Beach, FL	2/0
57	Spence, Noah	DE	6-2	251	1/8/1994	R	Eastern Kentucky	Harrisburg, PA	2/0
88	Stocker, Luke	TE	6-5	253	7/17/1988	6	Tennessee	Berea, KY	2/2
37	Tandy, Keith	S	5-10	205	2/12/1989	5	West Virginia	Hopkinsville, KY	2/0
21	Verner, Alterraun	CB	5-10	187	12/13/1988	7	UCLA	Lakewood, CA	2/2
71	Ward, Channing	DE	6-4	279	9/17/1992	R	Mississippi	Aberdeen, MS	0/0
66	Wester, Leonard	T	6-6	305	1/3/1993	R	Missouri Western	Mt. Union, IA	0/0
3	Winston, Jameis	QB	6-4	231	1/6/1994	2	Florida State	Bessemer, AL	2/2

PRACTICE SQUAD

No.	Name	Pos.	Ht.	Wt.	Birthdate	NFL Exp.	College	HS Hometown	16 GP/GS
61	Allen, Josh	OL	6-3	315	12/30/1991	1	Louisiana-Monroe	Cedar Hill, TX	0/0
17	Butler, Jeremy	WR	6-2	213	4/22/1991	3	Tennessee-Martin	Sarasota, FL	0/0
90	Coe, Rodney	DT	6-3	305	5/18/1993	R	Akron	Fulton, MS	0/0
45	Cross, Alan	TE	6-1	235	5/2/1993	R	Memphis	Millington, TN	0/0
35	Elliott, Javien	CB	5-11	176	7/18/1993	R	Florida State	Panama City, FL	0/0
72	Gottschalk, Ben	C	6-5	293	2/15/1992	1	SMU	Sherman Oaks, CA	0/0
39	Johnson, Isaiah	S	6-0	209	10/14/1992	R	South Carolina	Cary, NC	0/0
52	Lynch, Cameron	LB	6-0	229	8/4/1993	2	Syracuse	Lawrenceville, GA	0/0
16	Martino, Freddie	WR	6-0	195	9/7/1991	1	North Greenville	North, SC	0/0
86	Vitale, Danny	TE	6-2	239	10/26/1993	R	Northwestern	Wheaton, IL	0/0

RESERVE/PHYSICALLY UNABLE TO PERFORM

No.	Name	Pos.	Ht.	Wt.	Birthdate	NFL Exp.	College	HS Hometown	16 GP/GS
18	Murphy, Louis	WR	6-2	200	5/11/1987	8	Florida	St. Petersburg, FL	0/0
73	Sweezy, J.R.	G	6-5	298	4/8/1989	5	North Carolina State	Mooreville, NC	0/0

INJURED RESERVE

No.	Name	Pos.	Ht.	Wt.	Birthdate	NFL Exp.	College	HS Hometown	16 GP/GS
94	Johnson, George	DE	6-4	265	12/11/1987	5	Rutgers	Glassboro, NJ	0/0
56	Smith, Jacques	DE	6-2	260	3/18/1990	3	Missouri	Dallas, TX	1/0

Head Coach: Dirk Koetter

Assistant Coaches: Nate Kaczor (special teams coordinator); Todd Monken (offensive coordinator/wide receivers); Mike Smith (defensive coordinator); Mike Bajakian (quarterbacks); Butch Barry (assistant offensive line); Dave Borgonzi (defensive quality control); Mark Duffner (linebackers); Jon Embree (tight ends); Jay Hayes (defensive line); Jon Hoke (secondary); Dave Kennedy (head strength and conditioning); Brett Maxie (defensive backs); Carlos Polk (assistant special teams); Tim Spencer (running backs); Paul Spicer (assistant defensive line); Ben Steele (offensive quality control); Joe Vaughn (assistant strength and conditioning); Chad Wade (assistant strength and conditioning); George Warhop (run game coordinator/offensive line); Andrew Weidinger (assistant wide receivers/game management)

2016 TAMPA BAY BUCCANEERS ROSTER BY POSITION

(as of 9/14/16)

No.	Name	Pos.	College	Ht.	Wt.	Age	NFL Exp.
<u>Defensive Linemen (9)</u>							
91	Robert Ayers Jr.	DE	Tennessee	6-3	275	31	8
92	William Gholston	DL	Michigan State	6-6	281	25	4
95	Howard Jones	DE	Shepherd	6-4	238	26	2
75	DaVonte Lambert	DL	Auburn	6-2	282	22	R
93	Gerald McCoy	DT	Oklahoma	6-4	300	28	7
98	Clinton McDonald	DT	Memphis	6-2	297	29	8
97	Akeem Spence	DT	Illinois	6-1	307	24	4
57	Noah Spence	DE	Eastern Kentucky	6-2	251	22	R
71	Channing Ward	DE	Mississippi	6-4	279	24	R
<u>Linebacker (6)</u>							
58	Kwon Alexander	LB	LSU	6-1	227	22	2
59	Devante Bond	LB	Oklahoma	6-1	236	23	R
54	Lavonte David	LB	Nebraska	6-1	233	26	5
53	Adarius Glanton	LB	Florida Atlantic	6-1	230	25	3
50	Josh Keyes	LB	Boston College	6-2	223	23	2
51	Daryl Smith	LB	Georgia Tech	6-2	250	34	13
<u>Cornerback (6)</u>							
38	Jude Adjei-Barimah	CB	Bowling Green	5-11	200	24	2
27	Johnthan Banks	CB	Mississippi State	6-2	185	26	4
24	Brent Grimes	CB	Shippensburg	5-10	185	33	10
28	Vernon Hargreaves III	CB	Florida	5-10	204	21	R
26	Josh Robinson	CB	UCF	5-10	200	25	5
21	Alterraun Verner	CB	UCLA	5-10	187	27	7
<u>Safety (4)</u>							
23	Chris Conte	S	California	6-2	203	27	6
30	Bradley McDougald	S	Kansas	6-1	209	25	4
29	Ryan Smith	S	North Carolina Central	5-11	189	23	R
37	Keith Tandy	S	West Virginia	5-10	205	27	5
<u>Long Snapper (1)</u>							
48	Andrew DePaola	LS	Rutgers	6-2	230	29	3
<u>Punter (1)</u>							
9	Bryan Anger	P	California	6-3	205	27	5
<u>Kicker (1)</u>							
19	Roberto Aguayo	K	Florida State	6-0	207	22	R
<u>Offensive Line (9)</u>							
77	Caleb Benenoch	OL	UCLA	6-5	305	22	R
78	Gosder Cherilus	T	Boston College	6-7	316	32	9
69	Demar Dotson	T	Southern Miss	6-9	315	30	8
68	Joe Hawley	C	UNLV	6-3	302	27	7
74	Ali Marpet	G	Hobart	6-4	307	23	2
64	Kevin Pamphile	G	Purdue	6-5	310	25	3
76	Donovan Smith	T	Penn State	6-6	338	23	2
62	Evan Smith	OL	Idaho State	6-2	308	30	7
66	Leonard Wester	T	Missouri Western	6-6	305	23	R
<u>Tight End (4)</u>							
84	Cameron Brate	TE	Harvard	6-5	235	25	2
82	Brandon Myers	TE	Iowa	6-3	256	31	8
87	Austin Seferian-Jenkins	TE	Washington	6-5	262	23	3
88	Luke Stocker	TE	Tennessee	6-5	253	28	6
<u>Running Back (4)</u>							
43	Peyton Barber	RB	Auburn	5-11	225	22	R
22	Doug Martin	RB	Boise State	5-9	223	27	5
32	Jacquizz Rodgers	RB	Oregon State	5-6	205	26	6
34	Charles Sims III	RB	West Virginia	6-0	211	26	3
<u>Wide Receiver (5)</u>							
13	Mike Evans	WR	Texas A&M	6-5	231	23	3
11	Adam Humphries	WR	Clemson	5-11	195	23	2
83	Vincent Jackson	WR	Northern Colorado	6-5	230	33	12
89	Russell Shepard	WR	LSU	6-1	195	26	4
10	Cecil Shorts III	WR	Mount Union	6-0	202	28	6
<u>Quarterback (3)</u>							
8	Mike Glennon	QB	North Carolina State	6-6	225	26	4
4	Ryan Griffin	QB	Tulane	6-5	210	26	3
3	Jameis Winston	QB	Florida State	6-4	231	22	2

2016 TAMPA BAY BUCCANEERS BY EXPERIENCE

No.	Name	Pos.	Ht.	Wt.		Age	NFL Exp.	College	Hometown	(as of 9/13/16) How Acq.
13th Year (1)										
51	Smith, Daryl	LB	6-2	250	3/14/1982	34	13	Georgia Tech	Albany, GA	FA-'16
12th Year (1)										
83	Jackson, Vincent	WR	6-5	230	1/14/1983	33	12	Northern Colorado	Colorado Springs, CO	UFA (SD)-'12
10th Year (1)										
24	Grimes, Brent	CB	5-10	185	7/19/1983	33	10	Shippensburg	Philadelphia, PA	FA-'16
9th Year (1)										
78	Cherilus, Gosder	T	6-7	316	6/28/1984	32	9	Boston College	Somerville, MA	FA-'15
8th Year (4)										
91	Ayers Jr., Robert	DE	6-3	275	9/6/1985	31	8	Tennessee	Jersey City, NJ	UFA (NYG)-'16
69	Dotson, Demar	T	6-9	315	10/11/1985	30	8	Southern Miss	Alexandria, LA	FA-'09
98	McDonald, Clinton	DT	6-2	297	1/6/1987	29	8	Memphis	Jacksonville, AR	UFA (SEA)-'14
82	Myers, Brandon	TE	6-3	256	9/4/1985	31	8	Iowa	Prairie City, IA	UFA (NYG)-'14
7th Year (4)										
68	Hawley, Joe	C	6-3	302	10/22/1988	27	7	UNLV	Bakersfield, CA	FA-'15
93	McCoy, Gerald	DT	6-4	300	2/25/1988	28	7	Oklahoma	Oklahoma City, OK	D1-'10
62	Smith, Evan	OL	6-2	308	7/19/1986	30	7	Idaho State	Salinas, CA	UFA (GB)-'14
21	Verner, Alterraun	CB	5-10	187	12/13/1988	27	7	UCLA	Lakewood, CA	UFA (TEN)-'14
6th Year (3)										
23	Conte, Chris	S	6-2	203	2/23/1989	27	6	California	Los Angeles, CA	UFA (CHI)-'15
32	Rodgers, Jacquizz	RB	5-6	205	2/6/1990	26	6	Oregon State	Richmond, TX	FA-'16
10	Shorts III, Cecil	WR	6-0	202	12/22/1987	28	6	Mount Union	Cleveland, OH	FA-'16
88	Stocker, Luke	TE	6-5	253	7/7/1988	28	6	Tennessee	Berea, KY	D4-'11
5th Year (5)										
9	Anger, Bryan	P	6-3	205	10/6/1988	27	5	California	Camarillo, CA	UFA (JAC)-'16
54	David, Lavonte	LB	6-1	233	1/23/1990	26	5	Nebraska	Miami, FL	D2-'12
22	Martin, Doug	RB	5-9	223	1/13/1989	27	5	Boise State	Oakland, CA	D1b-'12
26	Robinson, Josh	CB	5-10	200	1/8/1991	25	5	UCF	Sunrise, FL	UFA (MIN)-'16
37	Tandy, Keith	S	5-10	205	2/12/1989	27	5	West Virginia	Hopkinsville, KY	D6-'12
4th Year (6)										
27	Banks, Johnthan	CB	6-2	185	10/3/1989	26	4	Mississippi State	Maben, MS	D2-'13
92	Gholston, William	DL	6-6	281	7/31/1991	25	4	Michigan State	Detroit, MI	D4b-'13
8	Glennon, Mike	QB	6-6	225	12/12/1989	26	4	North Carolina State	Centreville, VA	D3-'13
30	McDougald, Bradley	S	6-1	209	11/15/1990	25	4	Kansas	Dublin, OH	W (KC)-'13
89	Shepard, Russell	WR	6-1	195	9/17/1990	26	4	LSU	Houston, TX	W (PHI)-'13
97	Spence, Akeem	DT	6-1	307	11/29/1991	24	4	Illinois	Fort Walton Beach, FL	D4a-'13
3rd Year (7)										
48	DePaola, Andrew	LS	6-2	230	7/28/1987	29	3	Rutgers	Parkton, MD	FA-'14
13	Evans, Mike	WR	6-5	231	8/21/1993	23	3	Texas A&M	Galveston, TX	D1-'14
53	Glanton, Adarius	LB	6-1	230	9/21/1990	25	3	Florida Atlantic	Lakeland, FL	FA-'15
4	Griffin, Ryan	QB	6-5	210	11/17/1989	26	3	Tulane	Westlake Village, CA	W (NO)-'15
64	Pamphile, Kevin	G	6-5	310	11/27/1990	25	3	Purdue	Miami, FL	D5b-'14
87	Seferian-Jenkins, Austin	TE	6-5	262	9/29/1992	23	3	Washington	Fox Island, WA	D2-'14
34	Sims III, Charles	RB	6-0	211	9/19/1990	26	3	West Virginia	Houston, TX	D3-'14
2nd Year (9)										
38	Adjei-Barimah, Jude	CB	5-11	200	7/21/1992	24	2	Bowling Green	Columbus, OH	FA-'15
58	Alexander, Kwon	LB	6-1	227	8/3/1994	22	2	LSU	Oxford, AL	D4-'15
84	Brate, Cameron	TE	6-5	235	7/3/1991	25	2	Harvard	Naperville, IL	FA-'15
11	Humphries, Adam	WR	5-11	195	6/24/1993	23	2	Clemson	Spartanburg, SC	FA-'15
95	Jones, Howard	DE	6-4	235	2/10/1990	26	2	Shepherd	Woodbridge, VA	FA-'15
50	Keyes, Josh	LB	6-2	223	1/23/1993	23	2	Boston College	Ghent, NY	FA-'15
74	Marpet, Ali	G	6-4	307	4/17/1993	23	2	Hobart	Hastings-on-Hudson, NY	D2b-'15
76	Smith, Donovan	T	6-6	338	6/23/1993	23	2	Penn State	Owings Mills, MD	D2a-'15
3	Winston, Jameis	QB	6-4	231	1/6/1994	22	2	Florida State	Bessemer, AL	D1-'15
Rookies/1st Year (10)										
19	Aguayo, Roberto	K	6-0	207	5/17/1994	22	R	Florida State	Mascotte, FL	D2b-'16
43	Barber, Peyton	RB	5-11	225	2/27/1994	22	R	Auburn	Alpharetta, GA	FA-'16
77	Bennoch, Caleb	OL	6-5	305	8/8/1994	22	R	UCLA	Katy, TX	D5-'16
59	Bond, Devante	LB	6-1	236	7/3/1993	23	R	Oklahoma	Sacramento, CA	D6a-'16
28	Hargreaves III, Vernon	CB	5-10	204	6/3/1995	21	R	Florida	Tampa, FL	D1-'16
75	Lambert, DaVonte	DL	6-2	282	6/23/1994	22	R	Auburn	Keysville, GA	FA-'16
29	Smith, Ryan	S	5-11	189	9/7/1993	23	R	North Carolina Central	Upper Marlboro, MD	D4-'16
57	Spence, Noah	DE	6-2	251	1/8/1994	22	R	Eastern Kentucky	Harrisburg, PA	D2a-'16
71	Ward, Channing	DE	6-4	279	9/17/1992	24	R	Mississippi	Aberdeen, MS	FA-'16
66	Wester, Leonard	T	6-6	305	1/3/1993	23	R	Missouri Western	Mt. Union, IA	FA-'16

2016 TAMPA BAY BUCCANEERS - HOW THEY WERE BUILT

	<u>DRAFT</u>	<u>TRADES</u>	<u>WAIVERS</u>	<u>FREE AGENTS</u>
2009				Demar Dotson (R)
2010	Gerald McCoy (1)			
2011	Luke Stocker (4)			
2012	Doug Martin (1b) Lavonte David (2) Keith Tandy (6)			Vincent Jackson (SD)
2013	Johnthan Banks (2) Mike Glennon (3) Akeem Spence (4a) William Gholston (4b)		Bradley McDougald (KC) Russell Shepard (PHI)	
2014	Mike Evans (1) Austin Seferian-Jenkins (2) Charles Sims III (3) Kevin Pamphile (5b)		Jacques Smith (BUF)^	Andrew DePaola Clinton McDonald Louis Murphy* Brandon Myers (NYG) Evan Smith (GB) Alterraun Verner (TEN)
2015	Jameis Winston (1) Donovan Smith (2a) Ali Marpet (2b) Kwon Alexander (4)	George Johnson (DET)^	Ryan Griffin (NO)	Jude Adjei-Barimah (R) Cameron Brate Gosder Cherilus Chris Conte (CHI) Adarius Glanton Joe Hawley Adam Humphries (R) Howard Jones
2016	Vernon Hargreaves III (1) Noah Spence (2a) Roberto Aguayo (2b) Ryan Smith (4) Caleb Benenoch (5) Devante Bond (6a)			Bryan Anger (JAC) Robert Ayers Jr. (NYG) Peyton Barber (R) Alan Cross (R) Brent Grimes Josh Keyes Davonte Lambert (R) Jacquizz Rodgers Josh Robinson (MIN) Cecil Shorts III Daryl Smith J.R. Sweezy (SEA) Channing Ward (R) Leonard Wester (R)

^Denotes Injured Reserve

*Denotes Reserve/PUP

2016 PLAYTIME PERCENTAGES - OFFENSE

OFFENSE	@ATL	@ARI	LA	DEN	@CAR	@SF	OAK	ATL	CHI	@KC	SEA	@SD	NO	@DAL	@NO	CAR	PLAYS	PCT
TOTAL PLAYS	64	79															143	

QUARTERBACKS

Winston	64	79															143	100%
---------	----	----	--	--	--	--	--	--	--	--	--	--	--	--	--	--	-----	------

RUNNING BACKS

Sims III	20	49															69	48%
Martin	44	13															57	40%
Rodgers	N/A	17															17	22%
Barber	0																0	0%

TIGHT ENDS

Brate	25	33															58	41%
Sefarian-Jenkins	18	34															52	36%
Stocker	37	9															46	32%
Myers	13	22															35	24%

WIDE RECEIVERS

Evans	55	69															124	87%
Jackson	51	68															119	83%
Humphries	49	58															107	75%
Shepard	6	14															20	14%
Shorts III	2	9															11	8%

OFFENSIVE LINE

Dotson	64	79															143	100%
Marpet	64	79															143	100%
Pamphile	64	79															143	100%
D. Smith	64	79															143	100%
Hawley	64	75															139	97%
E. Smith	DNP	4															4	5%
Cherilus	0	0															0	0%
Benenoch	IA	IA															0	N/A
Wester	IA	IA															0	N/A

KEY

- DNP= Did Not Play
- IA= Inactive
- IR/DR= Injured Reserve/Designated to Return
- N/A= Not With Team
- PS= Practice Squad
- PUP= Reserve/Physically Unable to Perform
- R/S= Reserve/Suspended List
- W/_ =With Other Team

2016 PLAYTIME PERCENTAGES - DEFENSE

DEFENSE	@ATL	@ARI	LA	DEN	@CAR	@SF	OAK	ATL	CHI	@KC	SEA	@SD	NO	@DAL	@NO	CAR	PLAYS	PCT	
TOTAL PLAYS	65	66															131		
DEFENSIVE LINE																			
McCoy	59	57															116	89%	
McDonald	54	54															108	82%	
Ayers Jr.	58	28															86	66%	
Gholston	40	41															81	62%	
N. Spence	35	24															59	45%	
Lambert	IA	29															29	44%	
A. Spence	9	17															26	20%	
H. Jones	2	12															14	11%	
J. Smith	1	IR															1	2%	
Ward	IA	IA															0	N/A	
LINEBACKERS																			
David	65	66															131	100%	
Alexander	65	65															130	99%	
D. Smith	27	26															53	40%	
Glanton	0	0															0	0%	
Bond	IA	IA															0	N/A	
DEFENSIVE BACKS																			
Grimes	65	66															131	100%	
McDougald	65	63															128	98%	
Hargreaves III	65	62															127	97%	
Conte	55	66															121	92%	
Verner	27	43															70	53%	
Adjai-Barimah	13	4															17	13%	
Tandy	10	3															13	10%	
Banks	0	0															0	0%	
Robinson	0	0															0	0%	
R. Smith	IA	IA															0	N/A	

KEY

- DNP= Did Not Play
- IA= Inactive
- IR= Injured Reserve
- N/A= Not With Team
- PS= Practice Squad
- PUP=Physically Unable To Perform List
- R/S= Reserve/Suspended List
- S= Suspended
- W/_=With Other Team

2016 TAMPA BAY BUCCANEERS STATISTICS

2016 RECORD --			WON: 1	LOST: 1	
Aug 11	L	9-17	at Philadelphia	69,596	
Aug 20	W	27-21	at Jacksonville	59,782	
Aug 26	W	30-13	CLEVELAND	46,848	
Sept 1	L	13-20	WASHINGTON	42,996	
<hr/>					
Sept 11	W	31-24	at Atlanta	69,382	
Sept 18	L	7-40	at Arizona	64,230	
Sept 25			LOS ANGELES		
Oct 2			DENVER		
Oct 10			at Carolina		
			-- bye week --		
Oct 23			at San Francisco		
Oct 30			OAKLAND		
Nov 3			ATLANTA		
Nov 13			CHICAGO		
Nov 20			at Kansas City		
Nov 27			SEATTLE		
Dec 4			at San Diego		
Dec 11			NEW ORLEANS		
Dec 18			at Dallas		
Dec 24			at New Orleans		
Jan 1			CAROLINA		

	BUCCANEERS	OPPONENTS
TOTAL FIRST DOWNS	41	39
Rushing	10	6
Passing	26	31
Penalty	5	2
3rd Down: Made/Att.	8/22 36.4%	9/27 33.3%
4th Down: Made/Att.	0/1 0.0%	1/2 50.0%
POSSESSION AVG.	29:17	30:43
TOTAL NET YARDS	677	790
Avg. Per Game	338.5	395.0
Total Plays	136	129
Avg. Per Play	5.0	6.1
NET YARDS RUSHING	175	153
Avg. Per Game	87.5	76.5
Total Rushes	49	51
NET YARDS PASSING	502	637
Avg. Per Game	251.0	318.5
Sacked/Yards Lost	3/22	4/16
Gross Yards	524	653
Att./Completions	84/50	74/46
Completion Pct.	59.5	62.2
Had Intercepted	5	0
PUNTS/AVERAGE	11/48.1	11/42.9
NET PUNTING AVERAGE	43.6	39.0
PENALTIES/YARDS	11/87	10/104
FUMBLES/FUMBLES LOST	1/1	0/0
TOUCHDOWNS	5	7
Rushing	0	1
Passing	5	5
Returns	0	1

SCORE BY QUARTERS	1	2	3	4	OT	TOTAL
BUCCANEERS	3	14	21	0	0	38
OPPONENTS	10	27	17	10	0	64

SCORING	TD	R	P	Rt	PAT	2P	FG	S	PTS
Evans	2	0	2	0	0-0	0	0-0	0	12
Aguayo	0	0	0	0	5-5	0	1-2	0	8
Myers	1	0	1	0	0-0	0	0-0	0	6
Seferian-Jenkins	1	0	1	0	0-0	0	0-0	0	6
Sims	1	0	1	0	0-0	0	0-0	0	6
BUCCANEERS	5	0	5	0	5-5	0-0	1-2	0	38
OPPONENTS	7	1	5	1	5-6	1-1	5-5	0	64

SACKS: Alexander 1.0, Ayers 1.0, McCoy 1.0, N. Spence 1.0. Buccaneers 4.0. Opponents 3.0.

PASSING	Att	Comp	Yds	Cmp%	Yds/Att	TD	TD%	INT	INT%	Lg	Sack/Lost	Rating
Winston	84	50	524	59.5	6.24	5	6.0	5	6.0	45t	3/22	72.7
BUCCANEERS	84	50	524	59.5	6.24	5	6.0	5	6.0	45t	3/22	72.7
OPPONENTS	74	46	653	62.2	8.82	5	6.8	0	0.0	59	4/16	113.2

RUSHING	No	Yds	Avg	Lg	TD
Martin	25	85	3.4	17	0
Sims	13	33	2.5	9	0
Rodgers	2	29	14.5	24	0
Winston	7	12	1.7	8	0
Shepard	1	9	9.0	9	0
Humphries	1	7	7.0	7	0
BUCCANEERS	49	175	3.6	24	0
OPPONENTS	51	153	3.0	10	1

RECEIVING	No	Yds	Avg	Lg	TD
Evans	11	169	15.4	45t	2
Humphries	9	101	11.2	26	0
Jackson	6	62	10.3	15	0
Brate	6	46	7.7	17	0
Sims	6	36	6.0	23t	1
Martin	5	34	6.8	14	0
Seferian-Jenkins	3	44	14.7	30t	1
Shepard	2	16	8.0	10	0
Shorts	1	12	12.0	12	0
Myers	1	4	4.0	4t	1
BUCCANEERS	50	524	10.5	45t	5
OPPONENTS	46	653	14.2	59	5

INTERCEPTIONS	No	Yds	Avg	Lg	TD
BUCCANEERS	0	0	--	0	0
OPPONENTS	5	117	23.4	60t	1

PUNTING	No	Yds	Avg	Net	TB	In20	Lg	Bk
Anger	11	529	48.1	43.6	1	5	59	0
BUCS	11	529	48.1	43.6	1	5	59	0
OPPONENTS	11	472	42.9	39.0	0	7	50	0

PUNT RETURNS	Ret	FC	Yds	Avg	Lg	TD
Humphries	5	5	43	8.6	25	0
BUCCANEERS	5	5	43	8.6	25	0
OPPONENTS	3	6	29	9.7	13	0

KICKOFF RETURNS	Ret	Yds	Avg	Lg	TD
Shorts	1	19	19.0	19	0
Humphries	1	12	12.0	12	0
BUCCANEERS	2	31	15.5	19	0
OPPONENTS	3	85	28.3	34	0

FIELD GOALS	1-19	20-29	30-39	40-49	50+	Lg
Aguayo	0-0	0-0	0-0	1-2	0-0	43
BUCCANEERS	0-0	0-0	0-0	1-2	0-0	43
OPPONENTS	0-0	2-2	2-2	1-1	0-0	40

Aguayo: (43G) (45WR)
 Buccaneers: (43G) (45WR)
 OPPONENTS: (34G, 34G, 29G) (22G, 40G)

FUM/LOST: Winston 1/1.

2016 BUCCANEERS DEFENSIVE STATISTICS

Player	Tackles				Sacks			Interceptions				Fumbles			
	Solo	Assist	Total	TFL	Sack	Yds	QBP	INT	Yds	TD	PD	FF	FR	Yds	TD
Kwon Alexander	21	3	24	3	1.0	2.0	2	-	-	-	-	-	-	-	-
Chris Conte	13	4	17	-	-	-	-	-	-	-	-	-	-	-	-
Brandon McDougald	9	0	9	-	-	-	-	-	-	-	2	-	-	-	-
Lavonte David	6	2	8	3	-	-	2	-	-	-	-	-	-	-	-
Brent Grimes	7	0	7	-	-	-	-	-	-	-	2	-	-	-	-
Vernon Hargreaves	6	1	7	1	-	-	-	-	-	-	-	-	-	-	-
Gerald McCoy	5	1	6	2	1.0	6.0	2	-	-	-	2	-	-	-	-
Robert Ayers	4	0	4	1	1.0	4.0	1	-	-	-	-	-	-	-	-
Daryl Smith	4	0	4	-	-	-	-	-	-	-	-	-	-	-	-
Clinton McDonald	4	0	4	-	-	-	-	-	-	-	-	-	-	-	-
Keith Tandy	3	0	3	-	-	-	-	-	-	-	-	-	-	-	-
William Gholston	2	1	3	-	-	-	-	-	-	-	-	-	-	-	-
Alterraun Verner	1	1	2	-	-	-	-	-	-	-	2	-	-	-	-
Jude Adjei-Barimah	1	0	1	-	-	-	-	-	-	-	1	-	-	-	-
Akeem Spence	1	0	1	-	-	-	-	-	-	-	-	-	-	-	-
Noah Spence	1	0	1	1	1.0	4.0	1	-	-	-	-	-	-	-	-
Totals	88	13	101	11	4.0	16.0	8	0	0	0	9	0	0	0	0

2016 SPECIAL TEAMS STATISTICS

Player	Tackles			Fumbles		
	Solo	Assist	Total	FF	FR	TD
Adarius Glanton	2	0	2	-	-	-
Chris Conte	1	0	1	-	-	-
Howard Jones	1	0	1	-	-	-
Brandon Myers	1	0	1	-	-	-
Alterraun Verner	1	0	1	-	-	-
Totals	6	0	6	0	0	0

Blocked Kicks			
	FG	PAT	Punt
Totals	0	0	0

Own Fumbles			
	Total Lost	OR	OOB
Winston	1	1	0
Totals	1	1	0

Return Touchdowns

Safeties

Key

TFL - Tackles for Loss

Yds - Yards

QBP - Quarterback Pressures

PD - Passes Defensed

FF - Forced Fumbles

FR - Fumble Recoveries

OR - Own Recovered

OOB - Out of Bounds

Miscellaneous Tackles/Fumbles

	Tackles	FF	FR
Joe Hawley	1	0	0
Ali Marpet	1	0	0
Kevin Pamphile	1	0	0
Charles Sims	1	0	0
Totals	4	0	0

TAMPA BAY BUCCANEERS' 2016 PERSONNEL LOG

(By Date)

- January 1** – Placed S **Chris Conte** on Injured Reserve. Promoted LB **Devin Eubanks** to the active roster from the practice squad.
- January 5** – Signed C **Josh Allen**, WR **Andre Davis**, G **Antoine Everett**, C **Ben Gottschalk**, S **Gerod Holliman**, DE **Martin Ifedi**, DT **Derrick Lott**, CB **C.J. Roberts**, CB **Joel Ross**.
- January 6** – Relieved Head Coach **Lovie Smith** of duties.
- January 11** – Contract expired for cornerbacks coach **Gill Byrd**, defensive line coach **Joe Cullen**, defensive coordinator **Leslie Frazier**, wide receivers coach **Andrew Hayes-Stoker**, senior defensive assistant **Larry Marmie**, linebackers coach **Hardy Nickerson**, special teams coordinator **Kevin O'Dea**, safeties coach **Mikal Smith** and defensive quality control **Miles Smith**.
- January 15** – Named **Dirk Koetter** as head coach. Named **Mike Smith** as defensive coordinator.
- January 19** – Named **Mark Duffner** as linebackers coach, **Jay Hayes** as defensive line coach, **Jon Hoke** as secondary coach and **Nate Kaczor** as special teams coordinator.
- January 24** – Named **Todd Monken** as offensive coordinator/wide receivers coach.
- January 25** – Named **Zack Grossi** as assistant to the head coach, **Brett Maxie** as defensive backs coach and **Andrew Weidinger** as assistant wide receivers/game management
- February 5** – Signed DT **Davon Coleman**, DT **Cliff Matthews**, DE **Jermauria Rasco** and WR **Bernard Reedy**. Promoted **Brian McLaughlin** from team operations assistant to scouting assistant.
- February 16** – Named **John Spytek** director of player personnel.
- March 7** – G **Logan Mankins** announced retirement.
- March 8** – Re-signed S **Keith Tandy**. Released LB **Bruce Carter**.
- March 9** – Extended qualifying offers to S **Bradley McDougald** and WR **Russell Shepard**. Tendered LS **Andrew DePaola**, LB **Jeremiah George** and DE **Jacques Smith**.
- March 11** – Signed G **J.R. Sweezy**.
- March 14** – Signed DE **Robert Ayers Jr.**, CB **Brent Grimes** and CB **Josh Robinson**. Re-signed S **Chris Conte**.
- March 18** – Signed LB **Daryl Smith**.
- March 23** – Signed P **Bryan Anger**.
- April 5** – LS **Andrew DePaola** signed exclusive rights contract. S **Bradley McDougald** signed restricted free agent tender.
- April 6** – LB **Jeremiah George** signed exclusive rights contract.
- April 11** – DE **Jacques Smith** signed exclusive rights contract. WR **Russell Shepard** signed restricted free agent tender.
- April 19** – Signed QB **Dan LeFevour**.
- April 25** – Signed RB **Storm Johnson**.
- April 29** – Waived WR **Andre Davis**, LB **Darius Eubanks**, G **Antoine Everett**, S **Gerod Holliman**, DT **Derrick Lott**, S **Kimario McFadden**, LB **Jermauria Rasco** and CB **C.J. Roberts**.
- May 2** – Released K **Connor Barth**. Waived DE **Martin Ifedi**. Signed RB **Peyton Barber**, FB **Tim Brown**, TE **Kivon Cartwright**, LB **Tyson Coleman**, FB **Alan Cross**, T **Taylor Fallin**, RB **Russell Hansbrough**, S **Traveon Henry**, S **Isaiah Johnson**, DT **DaVonte Lambert**, LB **Cassanova McKinzy**, DT **Jontavious Morris**, LB **Luke Rhodes**, OL **Dominique Robertson**, S **Elijah Shumate**, WR **Dez Stewart**, DE **Channing Ward** and T **Leonard Wester**.
- May 5** – Signed OL **Caleb Benenoch** and DB **Ryan Smith**.
- May 6** – Signed LB **Devonte Bond** and CB **Vernon Hargreaves III**.
- May 7** – Signed TE **Danny Vitale**.
- May 9** – Signed LB **Micah Awe**, DT **Travis Britz**, WR **Andre Davis** and T **Kelby Johnson**. Waived TE **Tim Brown**, LB **Tyson Coleman** and DT **Jontavious Morris**.
- May 12** – Awarded S **John Lowdermilk** off of waivers from Minnesota. Signed WR **Freddie Martino** and DE **Noah Spence**. Waived S **Traveon Henry** and WR **Dez Stewart**.
- May 17** – Signed DT **A.J. Francis**. Waived DT **Davon Coleman**.
- May 19** – Waived K **Patrick Murray**.
- May 24** – Placed S **John Lowdermilk** on the Reserve/Retired list.
- May 26** – Signed CB **Javien Elliott** and S **Kimario McFadden**.

June 7 – Signed K **Roberto Aguayo**.

July 21 – Waived S **John Lowdermilk** from the Reserve/Retired list

July 23 – Awarded WR **Jonathan Krause** off of waivers from the Philadelphia Eagles. Waived (non-football injury) OL **Dominique Robertson**.

July 26 – Signed OL **Joel Hale**. Placed WR **Louis Murphy** and G **J.R. Sweezy** on Active/Physically Unable to Perform list. Placed S **Elijah Shumate** on Active/Non-Football Injury list. Waived OL **Garrett Gilkey** with a failed physical.

July 28 – Awarded CB **Daniel Davie** off of waivers from the Indianapolis Colts. Waived CB **Joel Ross**.

August 3 – Signed OL **Caylin Hauptmann**. Waived QB **Dan LeFevour**.

August 4 – Activated S **Elijah Shumate** from the Active/Non-Football Injury list.

August 5 – Signed DE **Martin Ifedi**. Placed DE **George Johnson** on Injured Reserve

August 6 – Waived OL **Caylin Hauptmann**.

August 8 – Signed OL **Kelvin Palmer**.

August 15 – Signed DT **Ishmaa'ily Kitchen**. Waived (injured) S **Elijah Shumate**.

August 20 – Released S **Elijah Shumate** with injury settlement.

August 22 – Signed T **Kyler Kerbyson**. Waived LB **Cassanova McKinzy**. Waived (injured) **Kelby Johnson**.

August 28 – Waived DT **Travis Britz**, CB **Daniel Davie**, WR **Andre Davis**, OL **Taylor Fallin**, LB **Jeremiah George**, DE **Martin Ifedi**, RB **Storm Johnson**, DT **Ishmaa'ily Kitchen**, S **Kimario McFadden**, P **Jacob Schum** and TE **Tevin Westbrook**. Released S **Major Wright**.

August 30 – Signed LB **Jeremiah George** and S **Kimario McFadden**. Placed WR **Louis Murphy** and G **J.R. Sweezy** on Reserve/Physically Unable to Perform list. Waived (injured) WR **Donteea Dye**. Waived OL **Joel Hale**.

September 3 – Waived C **Josh Allen**, LB **Micah Awe**, RB **Peyton Barber**, DE **Kourtnei Brown**, CB **Javien Elliot**, DT **A.J. Francis**, LB **Jeremiah George**, C **Ben Gottschalk**, RB **Russell Hansbrough**, S **Isaiah Johnson**, T **Kyler Kerbyson**, LB **Josh Keyes**, WR **Jonathan Krause**, WR **Freddie Martino**, S **Kimario McFadden**, OL **Kelvin Palmer**, LB **Luke Rhodes** and TE **Danny Vitale**. Released DT **Cliff Matthews**. Waived (injured) WR **Kenny Bell**, TE **Kivon Cartwright** and WR **Bernard Reedy**.

September 4 – Signed OL **Josh Allen**, LB **Micah Awe**, RB **Peyton Barber**, WR **Jeremy Butler**, CB **Javien Elliot**, C **Ben Gottschalk**, RB **Russell Hansbrough**, S **Isaiah Johnson**, LB **Josh Keyes** and WR **Freddie Martino** to practice squad.

September 6 – Signed WR **Cecil Shorts III**. Waived WR **Evan Spencer**.

September 7 – Waived (injured) RB **Mike James**.

September 8 – Promoted RB **Peyton Barber** from the practice squad to the active roster. Signed WR **Evan Spencer** to the practice squad.

September 9 – Released WR **Evan Spencer** from the practice squad.

September 10 – Promoted LB **Josh Keyes** from the practice squad to the active roster. Waived TE **Alan Cross**. Signed TE **Danny Vitale** to the practice squad. Released LB **Micah Awe** from the practice squad.

September 12 – Placed DE **Jacquies Smith** on Injured Reserve.

September 13 – Signed RB **Jacquizz Rodgers**. Signed TE **Alan Cross** and LB **Cameron Lynch** to practice squad.

September 14 – Signed DT **Rodney Coe** to the practice squad. Released RB **Russell Hansbrough** from the practice squad.

TAMPA BAY BUCCANEERS' 2016 PERSONNEL LOG
(By Player and Coach)

Aguayo, Roberto **K**
June 7 Signed Contract

Anger, Bryan **P**
March 23 Signed Contract

Allen, Josh..... **C**
January 5 Signed Contract
September 3 Waived
September 4 Signed to practice squad

Awe, Micah **LB**
May 9 Signed Contract
September 3 Waived
September 4 Signed to practice squad
September 10 Released from practice squad

Ayers Jr., Robert..... **DE**
March 14 Signed Contract

Barber, Peyton **RB**
May 2 Signed Contract
September 3 Waived
September 4 Signed to practice squad
September 8 Promoted to active roster

Barth, Connor..... **K**
May 2 Released

Bell, Kenny **WR**
September 3 Waived (injured)

Benenoch, Caleb..... **OL**
May 5 Signed Contract

Bond, Devonte..... **LB**
May 6 Signed Contract

Brown, Kourtnei..... **DE**
September 3 Waived

Brown, Tim **FB**
May 2 Signed Contract
May 9 Waived

Britz, Travis **DT**
May 9 Signed Contract
August 28 Waived

Butler, Jeremy..... **WR**
September 4 Signed to practice squad

Byrd, Gill..... **Cornerbacks Coach**
January 11 Contract Expired

Carter, Bruce **LB**
March 8 Released

Cartwright, Kivon..... **TE**
May 2 Signed Contract
September 3 Waived (injured)

Coe, Rodney **DT**
September 14 Signed to practice squad

Coleman, Davon..... **DT**
February 5 Signed Contract
May 17 Waived

Coleman, Tyson **LB**
May 2 Signed Contract
May 9 Waived

Conte, Chris..... **S**
January 1 Placed on Injured Reserve
March 14 Signed Contract

Cross, Alan **FB**
 May 2 Signed Contract
 September 10 Waived
 September 13 Signed to practice squad

Cullen, Joe **Defensive Line Coach**
 January 11 Contract Expired

Davie, Daniel **CB**
 July 28 Awarded off of waivers (IND)
 August 28 Waived

Davis, Andre **WR**
 January 5 Signed Contract
 April 29 Waived
 May 9 Signed Contract
 August 28 Waived

DePaola, Andrew **LS**
 March 9 Tendered
 April 5 Signed Exclusive Rights Contract

Duffner, Mark **Linebackers Coach**
 January 19 Named linebackers coach

Dye, Donteea **WR**
 August 30 Waived (Injured)

Elliott, Javien **CB**
 May 26 Signed Contract
 September 3 Waived
 September 4 Signed to practice squad

Eubanks, Devin **LB**
 January 1 Promoted to active roster
 April 29 Waived

Everett, Antoine **G**
 January 5 Signed Contract
 April 29 Waived

Fallin, Taylor **T**
 May 2 Signed Contract
 August 28 Waived

Francis, A.J. **DT**
 May 17 Signed Contract
 September 3 Waived

Frazier, Leslie **Defensive Coordinator**
 January 11 Contract Expired

George, Jeremiah **LB**
 March 9 Tendered
 April 5 Signed Exclusive Rights Contract
 August 28 Waived
 August 30 Signed Contract
 September 3 Waived

Gilkey, Garrett **OL**
 July 26 Waived (failed physical)

Gottschalk, Ben **C**
 January 5 Signed Contract
 September 3 Waived
 September 4 Signed to practice squad

Grimes, Brent **CB**
 March 14 Signed Contract

Grossi, Zack **Assistant to the Head Coach**
 January 19 Named assistant to the head coach

Hale, Joel **OL**
 July 26 Signed Contract
 August 30 Waived

Hansbrough, Russell **RB**
 May 2 Signed Contract
 September 3 Waived
 September 4 Signed to practice squad
 September 14 Released from practice squad

Hargreaves III, Vernon **CB**
 May 6 Signed Contract

Hauptmann, Caylin **OL**
 August 3 Signed Contract
 August 6 Waived

Hayes, Jay **Defensive Line Coach**
 January 19 Named defensive line coach

Hayes-Stoker, Andrew **Wide Receivers Coach**
 January 11 Contract Expired

Henry, Traveon **S**
 May 2 Signed Contract
 May 12 Waived

Hoke, Jon **Secondary Coach**
 January 19 Named secondary coach

Holliman, Gerod **S**
 January 5 Signed Contract
 April 29 Waived

Ifedi, Martin **DE**
 January 5 Signed Contract
 May 2 Waived
 August 5 Signed Contract
 August 28 Waived

James, Mike **RB**
 September 7 Waived (injured)

Johnson, George **DE**
 August 5 Placed on Injured Reserve

Johnson, Isaiah **S**
 May 2 Signed Contract
 September 3 Waived
 September 4 Signed to practice squad

Johnson, Kelby **T**
 May 9 Signed Contract
 August 22 Waived (injured)

Johnson, Storm **RB**
 April 25 Signed Contract
 August 28 Waived

Kaczor, Nate **Special Teams Coordinator**
 January 19 Named special teams coordinator

Kerbyson, Kyler **T**
 August 22 Signed Contract
 September 3 Waived

Keyes, Josh **LB**
 September 3 Waived
 September 4 Signed to practice squad
 September 10 Promoted to active roster

Kitchen, Ishmaa'ily **DT**
 August 15 Signed Contract
 August 28 Waived

Koetter, Dirk **Head Coach**
 January 15 Named head coach

Krause, Jonathan **WR**
 July 23 Awarded off of waivers (PHI)
 September 3 Waived

Lambert, DaVonte **DT**
 May 2 Signed Contract

LeFevour, Dan **QB**
 April 19 Signed Contract
 August 3 Waived
Lott, Derrick..... **DT**
 January 5 Signed Contract
 April 29 Waived
Lowdermilk, John **S**
 May 12 Awarded off of waivers (MIN)
 May 24 Placed on Reserve/Retired list
 July 21 Waived from Reserve/Retired list
Lynch, Cameron..... **LB**
 September 13 Signed to practice squad
Mankins, Logan..... **G**
 March 7 Announced retirement
Marmie, Larry **Senior Defensive Assistant**
 January 11 Contract Expired
Martino, Freddie **WR**
 May 12 Signed Contract
 September 3 Waived
 September 4 Signed to practice squad
Matthews, Cliff..... **DT**
 February 5 Signed Contract
 September 3 Released
Maxie, Brett..... **Defensive Backs Coach**
 January 19 Named defensive backs coach
McDougald, Bradley **S**
 March 9 Qualifying offer extended
 April 5 Signed RFA Tender
McFadden, Kimario..... **S**
 April 29 Waived
 May 26 Signed Contract
 August 28 Waived
 August 30 Signed Contract
 September 3 Waived
McKinzy, Cassanova **LB**
 May 2 Signed Contract
 August 22 Waived
McLaughlin, Brian..... **Scouting Assistant**
 February 5 Promoted from Team Operations Assistant
Monken, Todd..... **Offensive Coordinator/Wide Receivers Coach**
 January 19 Named linebackers coach
Morris, Jontavius **DT**
 May 2 Signed Contract
 May 9 Waived
Murphy, Louis **WR**
 July 26 Placed on Active/PUP list
 August 30 Placed on Reserve/PUP list
Murray, Patrick..... **K**
 May 19 Waived
Nickerson, Hardy **Linebackers Coach**
 January 11 Contract Expired
O'Dea, Kevin..... **Special Teams Coordinator**
 January 11 Contract Expired
Palmer, Kelvin **OL**
 August 8 Signed Contract
 September 3 Waived
Rasco, Jermauria **DE**
 February 5 Signed Contract
 April 29 Waived
Reedy, Bernard **WR**
 February 5 Signed Contract
 September 3 Waived (injured)

Rhodes, Luke **RB**
 May 2 Signed Contract
 September 3 Waived
Roberts, C.J...... **CB**
 January 5 Signed Contract
 April 29 Waived
Robertson, Dominique..... **OL**
 May 2 Signed Contract
 July 23 Waived (non-football injury)
Robinson, Josh **CB**
 March 14 Signed Contract
Rodgers, Jacquizz **RB**
 September 13 Signed Contract
Ross, Joel..... **CB**
 January 5 Signed Contract
 July 28 Waived
Schum, Jacob..... **P**
 August 28 Waived
Shepard, Russell..... **WR**
 March 9 Qualifying offer extended
 April 11 Signed RFA Tender
Shorts III, Cecil **WR**
 September 6 Signed Contract
Shumate, Elijah **S**
 May 2 Signed Contract
 July 26 Placed on Active/NFI list
 August 4 Activated from Active/NFI list
 August 15 Waived (Injured)
 August 20 Released with injury settlement
Smith, Daryl **LB**
 March 18 Signed Contract
Smith, Jacquies..... **DE**
 March 9 Tendered
 April 5 Signed Exclusive Rights Contract
 September 12 Placed on Injured Reserve
Smith, Lovie..... **Head Coach**
 January 6 Relieved of duties
Smith, Mikal **Safeties Coach**
 January 11 Contract Expired
Smith, Mike **Defensive Coordinator**
 January 15 Named defensive coordinator
Smith, Miles **Defensive Quality Control**
 January 11 Contract Expired
Smith, Ryan **DB**
 May 5 Signed Contract
Spence, Noah **DE**
 May 12 Signed Contract
Spencer, Evan **WR**
 September 6 Waived
 September 4 Signed to practice squad
 September 9 Released from practice squad
Spytek, John..... **Director of Player Personnel**
 February 16 Named director of player personnel
Stewart, Dez..... **WR**
 May 2 Signed Contract
 May 12 Waived
Sweezy, J.R. **G**
 March 10 Signed Contract
 July 26 Placed on Active/PUP list
 August 30 Placed on Reserve/PUP list
Tandy, Keith **S**
 March 8 Signed Contract

Vitale, Danny	TE
May 7	Signed Contract
September 3	Waived
September 10	Signed to practice squad
Ward, Channing	DE
May 2	Signed Contract
Weidinger, Andrew	Assistant Wide Receivers/Game Management
January 19	Named assistant wide receivers/game management
Westbrook, Tevin	TE
August 28	Waived
Wester, Leonard	T
May 2	Signed Contract
Wright, Major	S
August 28	Released