



NEWS RELEASE

September 27, 2016

Seahawks Travel to New York to Face the Jets for the First Time Since 2004



**Seahawks at Jets
Sunday, October 2
10:00 a.m. (PT), FOX
CenturyLink Field**



2016 SCHEDULE

Preseason (3-1)

Day	Date	Opponent	Time (PT)	TV
Sat.	8/13	at Kansas City	W	17-16
Thu.	8/18	Minnesota	L	18-11
Thu.	8/25	Dallas	W	27-17
Thu.	9/1	at Oakland	W	23-21

Regular Season (2-1)

Day	Date	Opponent	Time (PT)	TV
Sun.	9/11	Miami	W	12-10
Sun.	9/18	at Los Angeles	L	9-3
Sun.	9/25	San Francisco	W	37-18
Sun.	10/2	at N.Y. Jets	10:00 a.m.	FOX
Sun.	10/9	Bye Week		
Sun.	10/16	Atlanta*	1:25 p.m.	FOX
Sun.	10/23	at Arizona*	5:30 p.m.	NBC
Sun.	10/30	at New Orleans*	10:00 a.m.	FOX
Mon.	11/7	Buffalo	5:30 p.m.	ESPN
Sun.	11/13	at New England*	5:30 p.m.	NBC
Sun.	11/20	Philadelphia*	1:25 p.m.	CBS
Sun.	11/27	at Tampa Bay*	1:05 p.m.	FOX
Sun.	12/4	Carolina*	5:30 p.m.	NBC
Sun.	12/11	at Green Bay*	1:25 p.m.	FOX
Thu.	12/15	Los Angeles	5:25 p.m.	NBC/NFL
Sat.	12/24	Arizona	1:25 p.m.	FOX
Sun.	1/1/17	at San Francisco*	1:25 p.m.	FOX

*Game time subject to NFL Flexible Scheduling

TABLE OF CONTENTS

Page	Note
2	What to Look for vs. N.Y. Jets
3	Series vs. N.Y. Jets
4	Roster Notes, Home Sell Outs, False Starts
5	Team Notes
6-8	Russell Wilson
9	Cliff Avril, Earl Thomas, Team Notes
10	Richard Sherman, Steven Hauschka, Team
11-12	Seahawks in prime time, Team Notes
13	Pete Carroll
14	Doug Baldwin, Christine Michael, Team Notes
15	Home Attendance Records, Travel Info, 12 Flag
16	Paul Allen's 20th Season as Chairman
17	Kenny Easley for Pro Football Hall of Fame
18-19	Statistics
20-23	Transactions, Participation Chart, How Built
24-26	Rosters, Depth Chart, Pronunciation Guide

Seattle (2-1) makes its first of three east coast trips this weekend as it travels to New York to face the Jets this Sunday. Kickoff is slated for 10 a.m. (PT) and the **Seahawks are 7-5 in their last 12 10 a.m. kickoff starts.**

Winners of 21 of their last 29 games, 44 of their last 59, and 53 of their last 75 dating back to the final half of the 2011 season, the **Seahawks are 21-6 in games played prior to their bye week**, good for the best record in the NFL. Seattle entertains its bye in Week 5.

This will be the 19th meeting between the two teams with Seattle leading the series, 10-8. Seattle has won the last two games, each in Seattle in 2008 and 2012, and in its last trip to New York on December 19, 2004, Jerry Rice caught his last touchdown of his career, from Matt Hasselbeck, in a 37-14 loss.

The game will be televised on FOX (channel 13 in Seattle) and broadcast on 710 ESPN Seattle and KIRO Radio 97.3. On FOX, **Kevin Burkhardt** will serve as the play-by-play man and will be joined in the booth by **John Lynch** with **Pam Oliver** on the sidelines. On 710 ESPN Seattle and KIRO Radio 97.3 FM is former Seahawks receiver Steve Raible in his 35th year of broadcasting, joined by Hall of Famer Warren Moon with Danny O'Neil on the sidelines.

THIS WEEK'S SCHEDULE

Wednesday, September 28

- TBD Jets player conference call
- 12:25 p.m. Head Coach Pete Carroll press conference
- 12:45 p.m. Jets Head Coach Todd Bowles conference call
- 12:45 p.m. CB Richard Sherman available
- 1:45 p.m. Practice*
- Darrell Bevell, coaches available after practice

Thursday, September 29

- 12:15 p.m. QB Russell Wilson available
- 12:30 p.m. Open locker room
- 1:30 p.m. Practice*
- Kris Richard, coaches available after practice

Friday, September 30

- 12:30 p.m. Practice* & Travel Day
- 2:00 p.m. Coach Carroll available; no player availability

Saturday, October 1

No media availability

Sunday, October 2

- 10:00 a.m. Seahawks at Jets

Monday, October 3

- 3:00 p.m. Coach Carroll press conference

*Local TV cameras may shoot the first 5-10 minutes of practice

What to Look for...



Seahawks at Jets

- *Seattle is 10-8 in the regular season vs. the N.Y. Jets.
- *Seattle has won the last two meetings, both in Seattle, in 2008 and 2012.

Team

- *Seattle has led the NFL in points allowed during a span of unprecedented combined scoring numbers in league history. Last season's 11,680 combined points scored in games was the second-most in NFL history, while the Seahawks led the league in scoring defense for the fourth-consecutive season.
- *This season Seattle ranks second in scoring defense, allowing 37 points in three games (12.3 ppg). The NFL's season total is 2,186, the third-most points scored in the first three weeks of any season in NFL history.

Pete Carroll

- *Needs five more wins to reach 100 regular season wins.

Russell Wilson

- *With a win this weekend, Wilson will be alone in fifth-place for most wins by a quarterback in his first five seasons with 49 wins (playing in only his 68th game).

Most Wins in a QB's First Five Seasons

Matt Ryan, Atl	56
Joe Flacco, Bal	54
Ben Roethlisberger, Pit	51
Andy Dalton, Cin	50
Russell Wilson, Sea	48
Tom Brady, NE	48
Dan Marino, Mia	48

- *With a start this Sunday, he will have started every game played with 78 (68 regular season, 10 postseason).
- *Facing San Francisco (9/24), passed Jim Zorn for third-place on Seattle's all-time touchdown passes list with 108.
- *Needs 150 rushing yards to move in to eighth-place on Seattle's all-time rushing yards list with 2,613.
- *Set career-highs in attempts (483), completions (329), completion percentage (franchise-record 68.1), yards (single-season franchise record 4,024), touchdowns (single-season franchise record 34) and passer rating (franchise-record and NFL-leading 110.1) last season.

Doug Baldwin

- *In Week 2 vs. L.A., passed Joey Galloway for sixth-place on Seattle's all-time receptions list (currently has 294).
- *Needs 50 yards to move in to sixth-place on Seattle's all-time receiving yards list with 4,152.
- *Needs four touchdowns to move in to fifth-place on Seattle's all-time receiving touchdowns list with 35.
- *Needs four touchdowns to move in to 10th place on Seattle's all-time total touchdowns list with 35.
- *Set career-highs in catches (73), yards (1,023) and touchdowns (franchise-record and NFL-leading 14) last season.

Christine Michael

- *Needs 12 more rushing yards to set career-high for most rushing yards in a season (244).

Michael Bennett

- *Needs 2.0 sacks to move in to ninth-place on Seattle's all-time sacks list with 29.5.

Earl Thomas

- *Tied (Marcus Trufant) for sixth-place in franchise history with 21 interceptions.
- *With a start this Sunday, he will have started every game played with 112 (100 regular season, 12 postseason).

Steven Hauschka

- *His 87.2 field goal percentage in the regular season ranks fourth in NFL history (164 for 188).

Richard Sherman

- *Ranks fifth in Seattle history with 26 interceptions.
- *Tied for sixth-place in NFL history with 26 interceptions in a player's first five seasons (2011-15).

Bobby Wagner

- *Became the second player in franchise-history (Terry Beeson, 1977-80) to record four-straight 100-tackle seasons last season.
- *Wagner had 114 tackles (67 solo) last year.

Series vs. N.Y. Jets



Regular Season, Seahawks Lead 10-8

Date	Result	Location	Score	Attendance
November 13, 1977	W	@	17-0	43,973
September 17, 1978	W	@	24-17	46,911
November 26, 1979	W		30-7	59,977
October 19, 1980	W	@	27-17	52,496
October 25, 1981	W	@	19-3	49,678
December 6, 1981	W		27-23	53,105
September 11, 1983	W	@	17-10	50,066
October 27, 1985	L	@	17-14	69,320
November 28, 1986	L		38-7	62,497
November 9, 1987	L	@	30-14	60,452
September 8, 1991	W		20-13	56,770
November 26, 1995	L		16-10	41,160
August 31, 1997	L		41-3	53,893
December 6, 1998	L	@	32-31	72,200
January 2, 2000	L	@	19-9	78,154
December 19, 2004	L	@	37-14	77,894
December 21, 2008	W		13-3	68,181
November 11, 2012	W		28-7	67,841

Record in Seattle 5-3

Kingdome 3-3

CenturyLink Field 2-0

Record at New York 5-5

Shea Stadium 5-0

The Meadowlands 0-5

MetLife Stadium 0-0

Current Streaks Seattle has won two in a row

Longest Win Streaks

Seahawks 7, 1977-83

Jets 5, 1995-2004

Last Game Played in...

Seattle Seahawks 28, Jets 7 (11/11/12)

New York Jets 37, Seahawks 14 (12/19/04)

Total Points in Series

Seahawks 324 (18.0)

Jets 330 (18.3)

Largest Margin of Victory

Seahawks 23 points, 30-7 (11/26/79)

Jets 38 points, 41-3 (8/31/97)

Combined Points

Highest 63 (Jets win 32-31 on 12/6/98)

Lowest 16 (Seahawks win 13-3 on 12/21/08)

Shutouts

Seahawks 17-0 (11/13/77)

Jets None

Pete Carroll vs. Jets (Regular Season) 3-4

With Seattle 1-0

With New England 2-4

Playoffs 0-0

Todd Bowles vs. Seahawks (Regular Season) 0-0

With New York 0-0

Playoffs 0-0

Head - to - Head Comparison

2016 Regular Season	Seahawks	Jets
Record	2-1	1-2
Total Yards Gained	1,076	1,138
Total Offense (NFL Rank)	358.7 (19)	379.3 (10)
Rush Offense	102.0 (15)	130.7 (7)
Pass Offense	256.7 (13)	248.7 (18)
Points Per Game	17.3 (28)	20.7 (23)
Total Yards Allowed	751	1,067
Total Defense	250.3 (1)	355.7 (14)
Rush Defense	87.7 (9)	71.7 (3)
Pass Defense	162.7 (2)	284.0 (21)
Points Allowed/Game	12.3 (2)	26.0 (21)
Possession Avg.	33:31	34:00
Sacked/Yds. Lost	7/50	2/5
Sacks Made/Yds. Lost	8/56	9/58
Interceptions By	1	2
Penalties/Yds.	24/233	17/160
Punts/Avg.	15/44.3	7/46.0
Turnover Differential	-4 (T27)	-7 (32)

2016 Stat Leaders

	Seahawks	Jets
Rushing	Christine Michael 232 (45-5.2-2)	Matt Forte 261 (67-3.9-3)
Passing	Russell Wilson 755 (101-64-2-1-88.5)	Ryan Fitzpatrick 751 (113-63-3-7-59.3)
Receiving	Doug Baldwin 276 (20-13.8-2)	Quincy Enunwa 183 (17-10.8-1)
Scoring (Non kicker)	Baldwin & Michael 12	Matt Forte 18
Sacks	Frank Clark 3.0	Leonard Williams 3.0
Int.	Bobby Wagner 1	Marcus Williams 2
Punting	Jon Ryan 44.3/38.5 net (4 In20)	Lachlan Edwards 46.0/37.7 net (3 In20)
Kicking	Steven Hauschka 22 (6/6 FG, 4/5 PAT)	Nick Folk 26 (7/8 FG, 5/6 PAT)

	Seahawks	Jets
Rushing Yards	Curt Warner 25-128-5.1-2 9/11/83	Curtis Martin 34-158-4.6-1 1/2/00
Passing Yards	Jim Zorn 32-25-285-3-0 11/26/79	Ken O'Brien 32-26-431-4-0 11/28/86
Receiving Yards	Steve Largent 7-169-24.1-1 12/6/81	Al Toon 9-195-21.7-2 11/28/86

Team Notes



115 CONSECUTIVE SELL OUTS

Since the Seahawks trip to Super Bowl XL, NFC West crowns from 2004-07, 2010 and 2013-14, a Super Bowl XLVIII championship and Super Bowl XLIX appearance, Seattle's fans do not want to miss out on seeing their team in action. Since 2003, all but one game has sold out, giving the team 115 consecutive sell outs entering Week 4 of the 2016 season, including playoffs.

Fans set the CenturyLink Field attendance record vs. St. Louis (69,080) last season in Week 16 (12/27/15).

For the third-consecutive year, Seattle posted at least a 99.5% season ticket renewal rate while selling all 61,000 available season tickets.

Training Camp presented by Safeway practices open to the public also sold out. In all, more than 34,000 fans attended the team's 12 open camp sessions.

149 OPPONENT FALSE STARTS AT HOME

Armed with the loudest fans in the NFL, CenturyLink Field and the 12s lead the NFL with 149 false start penalties since the 2005 season.

Opponent False Start Penalties at Home (2005-current)

	Games	Penalties	Average
Seattle Seahawks	90	149	1.66
Philadelphia Eagles	90	137	1.52
Arizona Cardinals	82	135	1.65
Detroit Lions	89	128	1.44
Houston Texans	90	128	1.42

80-34 NFC HOME RECORD SINCE 2002

One thing that has been a constant from the early days of the Kingdome through the championship years of CenturyLink Field is that the 12s have given that extra edge to the Seahawks when playing in the Puget Sound.

Seattle has the NFC's second-best home winning percentage since moving to the NFC in 2002 with an 80-34 record, and is one of two teams with 80-plus wins during that span.

NFC Best Home Record Since 2002

Team	Record	Pct.
Green Bay	80-32-1	.712
Seattle	80-34	.702
Minnesota	72-41	.637
Atlanta	67-46	.593
Philadelphia	67-47	.588
Dallas	63-51	.553
Chicago	62-51	.549

53-22 RECORD IN LAST 75 GAMES

Seattle has compiled a 53-22 record since the final half of the 2011 regular season and in those 22 losses, the average margin of victory for the opponent has been 5.0 points (111 points).

The Seahawks largest defeat since Week 9 (11/6/11) of 2011 was a 10-point loss at Green Bay (9/20/15) last season.

1,494 ROSTER TRANSACTIONS SINCE 2010; 25 UNDRAFTED PLAYERS ON 53-MAN ROSTER

Since forming their relationship in 2010, General Manager John Schneider and Pete Carroll have put together the NFL's most competitive, deep and talented roster over the last six seasons. Always competing to uncover players that fit the team's mindset, Seattle has made roughly 1,494 roster moves since 2010.

As a result of the numerous transactions, Seattle has had 121 players play at least one NFL game, and 72 play at least 10 games after being released, traded or un-signed after their time with Seattle since 2010.

Of the 53 players on Seattle's roster, 25 originally entered the league as undrafted free agents (15 with Seattle) and the remaining 28 were drafted (two in the first-round, six in the second-round, seven in the third-round, four in the fourth-round, five in the fifth-round, three in the sixth-round, one in the seventh-round), including 24 by Seattle (exceptions: Avril, Graham, Rubin, Webb).

6th YOUNGEST ROSTER IN NFL; 25 UNDRAFTED PLAYERS ON ROSTER

The Seahawks have the sixth-youngest NFL roster and lead the league with 25 undrafted players on the 53-man squad.

Youngest NFL Rosters

Los Angeles	25 years	241 days
Cleveland	25	254
Jacksonville	26	2
Green Bay	26	20
Denver	26	48
Seattle	26	59
Kansas City	26	77
New England	26	100
Tampa Bay	26	133
Chicago	26	166

Rosters with the Most Undrafted Players

25	Seattle
19	Indianapolis
19	New Orleans
19	Tampa Bay
18	Carolina
17	Dallas
17	Los Angeles
17	San Diego
16	Chicago
16	Pittsburgh

Team Notes



91 STRAIGHT GAMES WITH LEAD OR WITHIN ONE SCORE IN 4TH QUARTER 10 POINT LOSS LARGEST SINCE '11

* Seattle has a streak of 91 games (including playoffs) where it has led or been within one score in the fourth quarter. The last time the Seahawks were not in the lead or within a score in the fourth quarter was at Pittsburgh (9/18/11), a 24-0 loss. Seattle's NFL-record of holding a lead at some point in 62 straight games was snapped vs. St. Louis (12/27/15) last season.

* The Seahawks largest defeat since Week 9 (11/6/11) of 2011 was a 10-point loss at Green Bay (9/20/15), a span of 49 games.

Largest Defeats Since Week 9 of 2011

Deficit	Score	Opponent	Date
10	27-17	at Green Bay	9/20/15
9	30-21	at San Diego	9/14/14
7	39-32	vs. Arizona	11/15/15
7	30-23	vs. Dallas	10/12/14
7	17-10	vs. Arizona	12/22/13

4-TIME DEFENDING LEADERS IN SCORING DEFENSE

Seattle has led the NFL in scoring defense for four consecutive seasons (2012-15), becoming the first defense in the Super Bowl era to accomplish that feat.

Cleveland led the league in scoring defense for a record five-straight seasons from 1953-57 in 12-game seasons.

Leading the NFL in Fewest Pts. Allowed for 4 Straight Seasons, NFL History

Years	Team	PPG Avgs.
1953-57 [^]	Cleveland Browns	13.5, 13.5, 18.2, 14.8, 14.3
2012-15	Seattle Seahawks	15.3, 14.4, 15.9, 17.3

[^] 12-game season

4 YEARS OF DEFENSIVE CONSISTENCY; TOP-5 OFFENSE

Seattle has led the NFL in points allowed during a span of unprecedented combined scoring numbers in league history. Last season's 11,680 combined points scored in games was the second-most in NFL history.

On the offensive side of the ball, Seattle's fourth-ranked offense set the franchise-record with 6,058 yards last season (378.6 per game), breaking 2014's mark of 6,012 yards. It was the fourth-time in franchise history, first since 2005, with a top-5 offense and Seattle's 26.4 points per game tied for fourth in the NFL, marking the fourth time in franchise history with a top-5 scoring offense, first since 2005. Seattle's 423 points last season were the second-most in franchise history (2005).

<u>Seahawks</u>	<u>2012</u>	<u>2013</u>	<u>2014</u>	<u>2015</u>
Record	11-5	13-3	12-4	10-6
Total Yards Gained	5,610	5,424	6,012	6,058
Total Offense (NFL Rank)	350.6 (17)	339.0 (17)	375.8 (9)	378.6 (4)
Rush Offense	161.2 (3)	136.8 (4)	172.6 (1)	141.8 (3)
Pass Offense	189.4 (27)	202.3 (26)	203.1 (27)	236.9 (20)
Points Per Game	25.8 (9)	26.1 (T8)	24.6 (10)	26.4 (T4)
Total Yards Allowed	4,899	4,378	4,274	4,668
Total Defense	306.2 (4)	273.6 (1)	267.1 (1)	291.8 (2)
Rush Defense	103.1 (10)	101.6 (T7)	81.5 (3)	81.5 (1)
Pass Defense	203.1 (6)	172.0 (1)	185.6 (1)	210.3 (2)
Points Allowed/Game	15.3 (1)	14.4 (1)	15.9 (1)	17.3 (1)
Possession Avg.	31:36	29:57	32:11	31:40
Sacked/Yds. Lost	33/203	44/272	42/242	46/271
Sacks Made/Yds. Lost	36/247	44/298	37/234	37/255
Interceptions By	18	28	13	14
Penalties/Yds.	110/890	128/1,183	130/1,009	117/1,007
Punts/Avg.	65/45.6	76/41.6	62/43.4	68/45.7
Turnover Differential	+13 (T5)	+20 (1)	+10 (4)	+7 (T5)

Russell Wilson



101.1 CAREER PASSER RATING

Wilson is just one of three players with a passer rating over 100.0 since 2012 with a club-record **101.1 career rating (2nd in NFL history)**.

He has 33-career 100-plus passer rating games in 67 starts, with the last coming vs. San Francisco (9/25) with a 114.9 rating.

Russell Wilson Career Passing

Year	Att	Comp	Pct	Yards	TD	Int	Rating
2012	393	252	64.1	3,118	26	10	100.0
2013	407	257	63.1	3,357	26	9	101.2
2014	452	285	63.1	3,475	20	7	95.0
2015	483	329	68.1	4,024	34	8	110.1
2016	101	64	63.4	755	2	1	88.5
TOTAL	1,836	1,187	64.7	14,729	108	35	101.1

NFL Highest Passer Rating Since 2012

Player	Rating
Aaron Rodgers, GB	103.9
Russell Wilson, Sea	101.1
Drew Brees, NO	100.0
Tony Romo, Dal	97.3

108 CAREER TOUCHDOWN PASSES

In the first 67 games of his career, Wilson has thrown 108 touchdown passes, third-most in club history) and the third-most in NFL history in a quarterback's first 67 games.

Most Passing TDs in a QB's First 67 Games, NFL History

148	Dan Marino, Mia
115	Peyton Manning, Ind
108	Russell Wilson, Sea
107	Andrew Luck, Ind
107	Andy Dalton, Cin
99	Kurt Warner, StL

29 HOME WINS TO BEGIN CAREER

Wilson is 29-5 at home during his career, ranking first in NFL history in home wins to begin a career.

In those games, he carries a 103.3 passer rating (2nd NFL history) completing 566 of 886 passes (63.9%) for 7,333 yards with 56 touchdowns and 16 interceptions.

Most QB Home Wins to Begin a Career

Player	Record
Russell Wilson, Sea	29-5
Joe Flacco, Bal	29-5
Matt Ryan, Atl	28-4
Ben Roethlisberger, Pit	24-6
John Elway, Den	23-6
Dan Marino, Mia	22-6

48 MOST WINS TO BEGIN A CAREER

Wilson's 48 regular season wins in his first 67 games to begin a career are an NFL record, and already rank tied for fifth in NFL history for most wins in a quarterback's first five seasons.

Most Regular Season Wins in a QBs First Five Seasons

Player	Years	Wins
Matt Ryan, Atl	2008-12	56
Joe Flacco, Bal	2008-12	54
Ben Roethlisberger, Pit	2004-08	51
Andy Dalton, Cin	2011-14	50
Russell Wilson, Sea	2012-16	48
Tom Brady, NE	2000-04	48
Dan Marino, Mia	1983-86	48

7 COMBINED 300-YARD PASSING GAMES

Wilson has thrown for seven combined 300-yard passing games, with a career-high 385 yards at Atlanta (1/13/13).

Wilson's 300-Yard Passing Games

- 385* at Atlanta (1/13/13)
- 366* at Carolina (1/17/16)
- 345 vs. Pittsburgh (11/29/15)
- 339 at Arizona (12/21/14)
- 320 at Carolina (9/8/13)
- 313 at St. Louis (10/19/14)
- 310 vs. New Orleans (12/2/13)

* NFC Divisional Playoff Game

Top-11 HOLDER OF QB RUSHING YARDS

Wilson holds the top-11 marks for rushing yards by a quarterback in franchise history.

His career-high 122 yards at Washington (10/6/14) also marked the most yards by a quarterback in Monday Night Football history.

At St. Louis (10/19/14), Wilson also became the **first player to record a 300-yard passing game and 100-yard rushing game in a single-game in NFL history**. He threw for 313 yards and rushed for 106.

He has four-career 100-yard rushing games.

Single-Game, Most Quarterback Rushing Yards, Club History

Player	Opponent	Att.	Yds.	Avg.	TD
Russell Wilson	at Was (10/6/14)	11	122	11.1	1
Russell Wilson	NYG (11/9/14)	14	107	7.6	1
Russell Wilson	at StL (10/19/14)	7	106	15.1	1
Russell Wilson	at Ind (10/6/13)	13	102	7.8	0
Russell Wilson	at Buf (12/16/12)	9	92	10.2	3
Russell Wilson	at Ari (12/21/14)	6	88	14.7	1
Russell Wilson	at GB (9/20/15)	10	78	7.8	0
Russell Wilson	at Hou (9/29/13)	10	77	7.7	0
Russell Wilson	Ari (11/23/14)	10	73	7.3	0
Russell Wilson	at Chi (12/2/12)	9	71	7.9	0
Russell Wilson	at KC (11/16/14)	8	71	8.9	0

Russell Wilson



2nd ALL-TIME IN PASSER RATING

Russell Wilson's franchise-record 101.1 passer rating ranks second all-time in NFL history.

Highest Passer Rating, NFL History (min. 1,500 att.)

Player	Rating
Aaron Rodgers, GB	104.0
Russell Wilson, Sea	101.1
Tony Romo, Dal	97.1
Steve Young	96.8
Peyton Manning	96.5

2nd ALL-TIME TD/INT RATIO

Russell Wilson's 3.09 TD/INT ratio ranks second all-time in NFL history.

Highest TD/INT Ratio, NFL History (min. 1,500 att.)

Player	TDs	INTs	Ratio
Aaron Rodgers, GB	264	66	4.00
Russell Wilson, Sea	108	35	3.09
Tom Brady, NE	428	150	2.85
Steve Young	232	107	2.17
Peyton Manning	539	251	2.15

2nd ALL-TIME IN HOME PASSER RATING

Russell Wilson's 103.3 passer rating at home ranks second all-time in NFL history.

Highest Passer Rating at Home, NFL History (min. 670 att.)

Player	Rating
Aaron Rodgers, GB	110.2
Russell Wilson, Sea	103.3
Drew Brees, NO	101.1
Steve Young	100.3
Peyton Manning	99.8

3rd ALL-TIME IN HOME TD/INT RATIO

Russell Wilson's 3.50 TD/INT ratio at home ranks third all-time in NFL history.

Highest TD/INT Ratio at Home, NFL History (min. 670 att.)

Player	TDs	INTs	Ratio
Aaron Rodgers, GB	143	26	5.50
Tom Brady, NE	210	57	3.68
Russell Wilson, Sea	56	16	3.50
Drew Brees, NO	257	100	2.57
Peyton Manning	277	109	2.54

.716 WINNING PERCENTAGE

Wilson's .716 career winning percentage trails only four-time Super Bowl champion, Tom Brady.

Best Winning Percentage of Current Notable NFL Quarterbacks

Player	Record	Winning Pct.
Tom Brady, NE	172-51	.771
Russell Wilson, Sea	48-19	.716
Aaron Rodgers, GB	82-40	.672
Ben Roethlisberger, Pit	115-57	.669
Andy Dalton, Cin	51-28-1	.644
Joe Flacco, Bal	78-47	.624
Andrew Luck, Ind	36-22	.621
Tony Romo, Dal	78-49	.614
Matt Ryan, Atl	76-53	.589
Cam Newton, Car	46-34-1	.574
Philip Rivers, SD	93-70	.571

Player	Record	Winning Pct.
Alex Smith, KC	70-53-1	.569
Drew Brees, NO	124-95	.566
Eli Manning, NYG	99-87	.532
Carson Palmer, Ari	84-78	.519
Jay Cutler, Chi	67-69	.493
Matthew Stafford, Det	43-53	.448
Ryan Tannehill, Mia	30-37	.448
Kirk Cousins, Was	12-16	.429
Case Keenum, LA	7-11	.389
Jameis Winston, TB	7-12	.368
Derek Carr, Oak	12-23	.343
Blake Bortles, Jac	8-24	.250
Blaine Gabbert, SF	9-29	.237

3, 31, 9 & 35 TEAM CAPTAINS

In a vote by teammates, Russell Wilson will be the offensive captain for the fourth time in his five seasons, Kam Chancellor will be the defensive captain for the second time, while Jon Ryan (third time) shares special teams captain duties with first-timer DeShawn Shead.

108 SEATTLE TOUCHDOWN PASSES

Russell Wilson ranks third in Seahawks history with 108 touchdown passes in his Seattle career.

Most Passing Touchdowns, Club History

1.	195	Dave Krieg	1980-91
2.	174	Matt Hasselbeck	2001-10
3.	108	Russell Wilson	2012-
4.	107	Jim Zorn	1976-84
5.	49	Jon Kitna	1997-00

Russell Wilson



19 FOURTH-QUARTER/OVERTIME COMEBACKS IN 77 GAMES

Wilson has 19 fourth-quarter or overtime comeback victories in 77 career games (regular and postseason).

He has one game-winning drive this season, had three game-winning drives last season, and directed come-from-behind victories in the 2013 and 2014 NFC Championship Games to advance Seattle to the Super Bowl.

In 2012, Wilson threw a game-winning touchdown pass in the final two minutes of regulation or overtime three times (vs. Green Bay, vs. New England, at Chicago), the most ever by a rookie since at least the 1970 merger, and won another (vs. St. Louis) with a 1-yard touchdown run.

His **19 fourth-quarter comebacks rank first in the NFL** since the beginning of 2012.

Russell Wilson 4th Quarter/OT Comebacks

Game	Score	Final	Play
vs. Green Bay (9/24/12)	trail 12-7	Won 14-12	24-yd. pass to Golden Tate at 0:00
vs. New England (10/14/12)	trail 23-17	Won 24-23	46-yd. pass to Sidney Rice at 1:18
at Chicago (12/2/12)	trail 14-10		14-yd. pass to Golden Tate at :24
	tied 17-17	Won 23-17 (ot)	13-yd. pass to Sidney Rice with 7:33 left in OT
vs. St. Louis (12/30/12)	tied 13-13	Won 20-13	1-yd. touchdown run at 1:39
at Washington (1/6/13)*	trail 14-13	Won 24-14	touchdown drive at 7:08
at Carolina (9/8/13)	trail 7-6	Won 12-7	43-yd. TD pass to Jermaine Kearse at 10:13
at Houston (9/29/13)	trail 20-6	Won 23-20 (ot)	45-yd. field goal drive with 3:19 left in overtime
vs. Tennessee (10/13/13)	tied 10-10	Won 20-13	29-yd. field goal drive at 11:23
vs. Tampa Bay (11/3/13)	trail 24-14	Won 27-24 (ot)	27-yd. field goal drive with 8:11 left in overtime
vs. San Francisco (1/19/14)^	trail 17-13	Won 23-17	35-yd. pass to Jermaine Kearse at 13:44
vs. Denver (9/21/14)	tied 20-20	Won 26-20	touchdown drive with 9:14 left in overtime
at Carolina (10/26/14)	trail 9-6	Won 13-9	23-yd. pass to Luke Willson at 0:47
vs. N.Y. Giants (11/9/14)	tied 17-17	Won 38-17	touchdown drive at 12:47
vs. St. Louis (12/28/14)	tied 6-6	Won 20-6	touchdown drive at 12:07
vs. Green Bay (1/18/15)^	tied 22-22	Won 28-22 (ot)	35-yd. pass to Jermaine Kearse with 11:41 left in OT
at Dallas (11/1/15)	trail 12-10	Won 13-12	24-yd. field goal drive at 1:04
vs. Pittsburgh (11/29/15)	trail 27-26	Won 39-30	30-yd. pass to Doug Baldwin at 8:12
at Minnesota (1/10/16)*	trail 9-0	Won 10-9	46-yd. field goal drive at 8:04
vs. Miami (9/11/16)	trail 10-6	Won 12-10	2-yd. pass to Doug Baldwin at 0:31

* NFC Wild Card Game

^ NFC Championship Game

Most Game-Winning Drives in 4th Qtr./OT Since 2012 (Regular Season & Postseason)

Russell Wilson, Sea	19
Tony Romo, Dal	16
Andrew Luck, Ind	15

5-0 ON MONDAY NIGHT FOOTBALL

Russell Wilson has won his first five starts on Monday Night Football and looks to join Neil O'Donnell (7-0) and Bob Griese (6-0) as quarterbacks to win their first six-plus starts in Monday Night Football history in Week 9 when Seattle faces Buffalo.

Quarterbacks to Win their First Six-Plus Starts on MNF

Neil O'Donnell	7-0
Bob Griese	6-0

Most Wins as a Starting QB on MNF Without a Loss

7	Neil O'Donnell
5	Russell Wilson
5	Colin Kaepernick

**Team Notes
Cliff Avril
Earl Thomas**



25 CONSECUTIVE TEAM 100-YARD GAMES

Seattle's franchise-record streak of rushing for 25 consecutive games with 100 or more team rushing yards was snapped vs. St. Louis (12/27/15). Seattle has rushed for **100 or more yards in 64 of its last 76 games.**

Consecutive Games with 100 Team Rushing Yards Franchise History

Games	Years
25	Last 11 games of 2014, first 14 of 2015
12	Last three games of 1978, first nine of 1979
9	Last eight games of 1977, first game of 1978
7	Last three games of 2013, first four of 2014
	Last four games of 1997, first three of 1998
	1996
	Last four games of 1987, first three of 1988
	1978

11,859 TEAM RUSHING YARDS SINCE '11

Seattle leads the NFL with 11,859 team rushing yards since 2011 and has a streak of 64 of its last 76 games with 100 or more team rushing yards.

Seattle's franchise-record 25-game streak of 100-plus rushing yards was snapped vs. St. Louis (12/27/15).

Most Team Rushing Yards Since 2011, NFL

Team	Yards
Seattle	11,859
Carolina	11,278
Minnesota	11,201
Philadelphia	10,809
San Francisco	10,806

111 CONSECUTIVE GAMES STARTED

Five-time Pro Bowler and three-time first-team AP All-Pro Earl Thomas ranks second in Seattle history with 99 consecutive games started for a defensive player. Including postseason, he **has never missed a game, starting all 111 games.**

Consecutive Games Started, Defensive Player, Club History

100	Cortez Kennedy
99	Earl Thomas
92	Jacob Green
92	Eugene Robinson
89	John Harris

Consecutive Games Started Among Safeties

Active Players, NFL

103	Glover Quin	Detroit
99	Earl Thomas	Seattle
51	Marcus Gilchrist	N.Y. Jets
51	Rodney McLeod	Philadelphia
49	Michael Mitchell	Pittsburgh

37-10 WHEN WINNING THE T.O. BATTLE

Since 2010, Seattle is 37-10 when winning the turnover battle. It led the NFL in 2013 with 39 takeaways and a +20 differential, ranked fourth in the league in 2014 at +10 and finished last season tied for fifth at +7.

The team has totaled 149 takeaways against 95 giveaways since 2011 (+54, 2nd NFL).

Seattle Record when Winning the Turnover Battle

Year	Record
2010	4-0
2011	6-2
2012	7-1
2013	10-1
2014	6-2
2015	4-4
2016	0-0
Totals	37-10

Turnover Differential Since 2011, NFL

Team	Take-aways			Give-aways			Diff
	Int	Fum	Total	Int	Fum	Total	
New England	91	66	157	48	35	83	+74
Seattle	96	53	149	50	45	95	+54
San Francisco	91	51	142	46	42	88	+54
Green Bay	96	39	135	47	41	88	+47
Chicago	86	60	146	81	51	132	+14

22 SACK/FUMBLES THIRD IN THE NFL

Cliff Avril's 22 sack/fumbles since 2008 rank third in the NFL.

Most Sack/Fumbles Since 2008

23	Tamba Hali	Kansas City
23	Robert Mathis	Indianapolis
22	Cliff Avril	Seattle
20	DeMarcus Ware	Denver

16-9 ROAD RECORD SINCE 2013

Seattle is 16-9 in its last 25 road games dating back to 2013 and posted a 7-5 record in its last 12 10 a.m. (PT) kickoff starts.

The Seahawks posted a franchise-best 6-2 road record in 2013 and 5-3 records in each of the last two seasons.

Best Road Records in Franchise History

Record	Year
6-2	2013
5-3	2015
5-3	2014
5-3	2005
5-3	1984
4-4	12 times

Steven Hauschka Richard Sherman Team Notes



81 CONSECUTIVE GAMES SCORING

Kicker Steven Hauschka is on pace to eclipse the franchise-record for most-consecutive games scoring.

Most Consecutive Games Scoring, Club History

84	Josh Brown	2003-07
81	Steven Hauschka	2011-
80	Todd Peterson	1995-99

4th HIGHEST FG % IN NFL HISTORY

Steven Hauschka's 87.2% career field goal percentage ranks fourth in NFL history and since 2011, he ranks third in the NFL in field goal percentage under 50 yards (92.4).

Highest Field Goal %, NFL History (min. 100 made)

Player	Pct.	FGM	FGA	Long
Dan Bailey, Dal	90.4	151	167	56
Justin Tucker, Bal	88.5	139	157	61
Stephen Gostkowski, NE	87.3	282	323	57
Steven Hauschka, Sea	87.2	164	188	58
Mike Vanderjagt	86.5	230	266	54

Highest Field Goal % Under 50 Yards Since 2011 (min. 75 att.)

Player	FGM	FGA	Pct.
Justin Tucker, Bal	118	124	95.2
Dan Bailey, Dal	128	136	94.1
Steven Hauschka, Sea	134	145	92.4
Dan Carpenter, Buf	127	138	92.0
Nick Novak, Hou	113	123	91.9

93.8% FG % LAST YEAR (2ND NFL)

Given the nickname Hausch-money, kicker Steven Hauschka has become one of the most consistent kickers in the NFL.

He has posted three straight seasons with 29-plus field goals made and 127-plus points. He set a career-high with a .943 conversion percentage in 2013 and tied the club-record with a 58-yard field goal made at Carolina (10/26/14). **He was a perfect six-for-six from 50+ last season.**

Most Consecutive Field Goals Made, Club History

30	Olindo Mare	2009-10
22	Steven Hauschka	2013
19	Steven Hauschka	2014-15
19	Steven Hauschka	2012-13

Most Consecutive Games Scoring a FG, Club History

14	Steven Hauschka	2011-12
12	Todd Peterson	1997-98
11	Steven Hauschka	2014-15
11	Olindo Mare	2009

Longest Field Goal Made, Club History

58	Steven Hauschka	at Car	10/26/14
	Josh Brown	at GB	10/5/03
55	Josh Brown	vs. Dal	10/23/05

3.0 SACKS (T4TH NFC, T5TH NFL)

Led by defensive end Frank Clark's 3.0 sacks (T5th NFL) and defensive end Michael Bennett's 2.0 sacks, the Seahawks rank fifth in the NFC (11th NFL) with 8.0 teams sacks.

Most Sacks, NFL

5.0	Von Miller, Den
4.0	Everson Griffen, Min
4.0	Kerry Hyder, Det
3.5	Nick Perry, GB
3.0	Frank Clark, Sea
3.0	Terrell Suggs, Bal

24.4% OPPONENT 3RD DOWN CONV.

Seattle's top-ranked defense is holding opponents to only a 24.4% third-down conversion rate (1st NFL).

Opponent Third-Down Conversions, NFL

Team	Att.	Conv.	%
Seattle	10	41	24.4
San Diego	9	34	26.5
Houston	11	41	26.8
Pittsburgh	11	36	30.6
Philadelphia	10	31	32.3

26 INTERCEPTIONS SINCE 2011

Richard Sherman had 24 interceptions in his first four seasons, tying for third-place in NFL history with Seahawks Ring of Honor safety Kenny Easley.

With a career-high eight interceptions in 2012 and 2013, he became the first player since Champ Bailey (2005-06) to record back-to-back seasons of at least eight interceptions.

Most Interceptions Since 2011

Player	No.
Richard Sherman, Sea	26
Reggie Nelson, Oak	22
Patrick Peterson, Ari	19
Glover Quin, Det	17
Earl Thomas, Sea	16

84 PASSES DEFENSED SINCE 2011

Despite quarterbacks avoiding Richard Sherman's side of the field in recent years, he still ranks first in the NFL with 84 passes defensed since 2011.

Most Passes Defensed Since 2011

Player	No.
Richard Sherman, Sea	84
Johnathan Joseph, Hou	78
Joe Haden, Cle	77
Tramon Williams, Cle	72
Lardarius Webb, Bal	68

Prime Time Games



15-3 IN PRIME TIME GAMES SINCE 2010

Since Pete Carroll took over in 2010, the Seahawks have turned in prime time performances in prime time games, posting a 15-3 combined record in Sunday, Monday and Thursday night games, and **outscoreing opponents 449-233**.

The Seahawks are 4-2 on Sunday Night Football, 6-0 on Monday Night Football and 5-1 on Thursday Night Football under Carroll, and are **9-1 at home in primetime games** dating back to 2010.

Seattle's Prime Time Games Under Pete Carroll (15-3)

Date	Opponent	W/L	Score
Sunday, January 2, 2011	vs. St. Louis	W	16-6
Thursday, December 1, 2011	vs. Philadelphia	W	31-14
Monday, December 12, 2011	vs. St. Louis	W	30-13
Monday, September 24, 2012	vs. Green Bay	W	14-12
Thursday, October 18, 2012	at San Francisco	L	13-6
Sunday, December 23, 2012	vs. San Francisco	W	42-13
Sunday, September 15, 2013	vs. San Francisco	W	29-3
Thursday, October 17, 2013	at Arizona	W	34-22
Monday, October 28, 2013	at St. Louis	W	14-9
Monday, December 2, 2013	vs. New Orleans	W	34-7
Thursday, September 4, 2014	vs. Green Bay	W	36-16
Monday, October 6, 2014	at Washington	W	27-17
Thursday, November 27, 2014	at San Francisco	W	19-3
Sunday, December 21, 2014	at Arizona	W	35-6
Sunday, September 20, 2015	at Green Bay	L	27-17
Monday, October 5, 2015	vs. Detroit	W	13-10
Thursday, October 22, 2015	at San Francisco	W	20-3
Sunday, November 15, 2015	vs. Arizona	L	39-32

22-8 ON MONDAY NIGHT FOOTBALL

Seattle is 22-8 all-time in Monday night play and currently has a 10-game winning streak on Mondays. Its .733 winning percentage to start the work week ranks first all-time in the NFL.

The Seahawks are 16-5 at home and have outscored opponents 248-92 in their last 10 appearances, including three shut outs.

Best All-Time Winning %, Monday Night Football

Seattle	22-8	.733
San Francisco	48-25	.658
Pittsburgh	44-24	.647
Carolina	8-5	.615
Indianapolis	22-16	.579

Nov. 30, 1987	L	37-14	L.A. Raiders
Nov. 28, 1988	W	35-27	L.A. Raiders
Dec. 4, 1989	W	17-16	Buffalo
Oct. 1, 1990	W	31-16	Cincinnati
Nov. 30, 1992	W (ot)	16-13	Denver
Nov. 1, 1999	W	27-7	at Green Bay
Oct. 2, 2000	L	24-17	at Kansas City
Oct. 14, 2002	L	28-21	San Francisco
Dec. 6, 2004	L	43-39	Dallas
Dec. 5, 2005	W	42-0	at Philadelphia
Nov. 6, 2006	W	16-0	Oakland
Nov. 27, 2006	W	34-24	Green Bay
Nov. 12, 2007	W	24-0	San Francisco
Dec. 12, 2011	W	30-13	St. Louis
Sept. 24, 2012	W	14-12	Green Bay
Oct. 28, 2013	W	14-9	at St. Louis
Dec. 2, 2013	W	34-7	New Orleans
Oct. 6, 2014	W	27-17	at Washington
Oct. 5, 2015	W	13-10	Detroit

Seahawks on Monday Night Football (22-8)

Oct. 29, 1979	W	31-28	at Atlanta
Nov. 26, 1979	W	30-7	N.Y. Jets
Nov. 17, 1980	L	19-17	Oakland
Nov. 16, 1981	W	44-23	San Diego
Oct. 29, 1984	W	24-0	at San Diego
Nov. 12, 1984	W	17-14	L.A. Raiders
Sept. 23, 1985	L	35-24	L.A. Rams
Nov. 25, 1985	L	19-6	at San Francisco
Oct. 6, 1986	W	33-7	San Diego
Dec. 8, 1986	W	37-0	L.A. Raiders
Nov. 9, 1987	L	30-14	at N.Y. Jets

10 STRAIGHT WINS ON MNF

Seattle defeated Detroit, 13-10, on Monday Night Football (10/5/15), its tenth-consecutive win on Mondays. Its 10-game winning streak on MNF ranks as the second-longest streak since 1970 (Raiders, 14).

Most consecutive Monday Night Football wins since 1970

Dates	Team	Wins
9/22/75 - 12/7/81	Oakland	14
12/5/05 - present	Seattle	10
11/24/08 - 9/30/13	New Orleans	9
12/2/96 - 9/27/99	San Francisco	9

Team Notes



.833 WINNING PERCENTAGE IN PRIME TIME

Seattle has played its best football in prime time, as its 15-3 record and .833 winning percentage rank first in the NFL since Pete Carroll took over in 2010.

Best Record in Prime Time Games Since 2010

Team	W	L	Pct.
Seattle Seahawks	15	3	.833
New England Patriots	24	5	.828
New Orleans Saints	19	8	.704
Denver Broncos	18	8	.692

29-5 AT CENTURYLINK FIELD SINCE 2012

The Seahawks have won 13 of their last 14 home openers since 2003. Since a 2008 loss, Seattle has won eight straight home openers by a combined score of 202-52 and during the 13-1 run, the Seahawks have outscored opponents 355-129.

Since 2012, Seattle is one of the best teams at home in four major categories.

Longest Home Winning Streak

Franchise History

14	2012-13
12	2004-06
10	2002-04

Most Consecutive Games Won

Franchise History

11	2005
9	2012-13
8	1984

Seattle's NFL Ranking for Last 34 Home Games

Wins	Point Differential	Takeaways	Turnover Margin
30 Denver	+454 New England	72 Carolina	+39 New England
30 New England	+432 Seattle	68 Arizona	+31 Seattle
29 Seattle	+422 Denver	67 Seattle	+20 Arizona
26 Green Bay	+330 Green Bay	67 New England	+20 Green Bay
24 Indianapolis	+242 Pittsburgh	67 Cleveland	+17 Carolina

MISCELLANEOUS NOTES

* The Seahawks have won 44 of their last 59 regular season games, and 53 of their last 75 dating back to the final half of the 2011 season. In that 44-15 run, Seattle is outscoring opponents 1,558 - 908 (26.4 ppg to 15.4 ppg).

* Since the beginning of 2012 (including playoffs), Seattle is 55-22. In the 22 losses, Seattle had a fourth-quarter lead in 15 of them, and were within one score and had a chance to win in the fourth quarter in the other seven games.

* Seattle has a streak of 91 games (including playoffs) where it has led or been within one score in the fourth quarter. The last time the Seahawks were not in the lead or within a score in the fourth quarter was at Pittsburgh (9/18/11), a 24-0 loss. Seattle's NFL record of holding **a lead at some point in 62 straight games** was snapped vs. St. Louis (12/27/15) last season.

* With the win over Green Bay (9/4/14), Seattle broke the NFL record for most consecutive games without losing by more than seven points. It was a streak of 46 games (including playoffs) that Seattle did not lose by more than a touchdown, breaking the Packers record of 45 games (including playoffs) from 2009-11. The Seahawks largest defeat since Week 9 (11/6/11) of 2011 was a 10-point loss at Green Bay (9/20/15).

* Seattle's all-time overtime record is 12-20 and 4-3 under Carroll.

Largest Comebacks in Franchise History

Points	Opponent	Score	Result
21	vs. Tampa Bay (11/3/13)	Trail 21-0	Won 27-24 (ot)
20	at Denver (12/10/95)	Trail 20-0	Won 31-27
18	at Oakland (12/14/97)	Trail 21-3	Won 22-21

Pete Carroll



100 COMBINED CAREER WINS CLUB

Pete Carroll ranks 41st in NFL history with 104 combined wins.

Most Combined Wins in NFL History

Coach	Regular Season				Postseason			Combined			
	W	L	T	Pct.	W	L	Pct.	W	L	T	Pct.
31. George Allen	116	47	5	.712	2	7	.222	118	54	5	.686
Norv Turner	114	122	1	.483	4	4	.500	118	126	1	.484
33. Dennis Green	113	94	0	.546	4	8	.333	117	102	0	.534
34. Don Coryell	111	83	1	.572	3	6	.333	114	89	1	.561
Mike McCarthy, GB	106	56	1	.653	8	7	.533	114	63	1	.643
36. Marvin Lewis, Cin	113	96	2	.540	0	7	.000	113	103	2	.523
37. John Madden	103	32	7	.759	9	7	.563	112	39	7	.739
38. Ray (Buddy) Parker	104	75	9	.581	3	1	.750	107	76	9	.585
39. Vince Lombardi	96	34	6	.739	9	1	.900	105	35	6	.750
Tom Flores	97	87	0	.527	8	3	.727	105	90	0	.538
41. Pete Carroll, Sea	95	68	0	.583	9	6	.600	104	74	0	.584
42. Bill Walsh	92	59	1	.609	10	4	.714	102	63	1	.617
43. Jon Gruden	95	81	0	.540	5	4	.556	100	85	0	.541

104 COMBINED CAREER WINS FOR PETE CARROLL (REGULAR + POSTSEASON)

Pete Carroll is the seventh active coach and 43rd coach in NFL history with 100 combined wins.

Year	Team	W	L	T	Pct.	Finish
1994	N.Y. Jets	6	10	0	.375	5th, AFC East
1997	New England	10	6	0	.625	1st, AFC East
						<i>Wild Card victory vs. Miami, 17-3</i>
						<i>Divisional Playoff loss at Pittsburgh, 7-6</i>
1998	New England	9	7	0	.563	4th, AFC East
						<i>Wild Card loss at Jacksonville, 25-10</i>
1999	New England	8	8	0	.500	T4th, AFC East
2010	Seattle	7	9	0	.438	1st, NFC West
						<i>Wild Card victory vs. New Orleans, 41-36</i>
						<i>Divisional Playoff loss at Chicago, 35-24</i>
2011	Seattle	7	9	0	.438	3rd, NFC West
2012	Seattle	11	5	0	.688	2nd, NFC West
						<i>Wild Card victory at Washington, 24-14</i>
						<i>Divisional Playoff loss at Atlanta, 30-28</i>
2013	Seattle	13	3	0	.813	1st, NFC West
						<i>Divisional Playoff victory vs. New Orleans, 23-15</i>
						<i>Championship Game victory vs. San Francisco, 23-17</i>
						<i>Super Bowl XLVIII victory vs. Denver, 43-8</i>
2014	Seattle	12	4	0	.750	
						<i>Divisional Playoff victory vs. Carolina, 31-17</i>
						<i>Championship Game victory vs. Green Bay, 28-22</i>
						<i>Super Bowl XLIX loss vs. New England, 28-24</i>
2015	Seattle	10	6	0	.600	2nd, NFC West
						<i>Wild Card victory at Minnesota, 10-9</i>
						<i>Divisional Playoff loss at Carolina, 31-24</i>
2016	Seattle	2	1	0	.667	
Reg. Season (11 Yrs.)		95	68	0	.583	
Postseason (7 Yrs.)		9	6	0	.600	
Combined Record		104	74	0	.584	

Christine Michael Doug Baldwin Special Teams



232 RUSHING YARDS (9TH NFL)

Christine Michael's 232 yards this season are 12 shy of a career high and rank third in the NFC (9th NFL).

<u>Leading Rushers, NFL</u>					
Player	Att.	Yards	Avg.	LG	TD
LeGarrette Blount, NE	75	298	4.0	41t	4
Isaiah Crowell, Cle	45	274	6.1	85t	2
Ezekiel Elliott, Dal	71	274	3.9	21	2
Lamar Miller, Hou	74	269	3.6	15	0
Devonta Freeman, Atl	42	265	6.3	48	0
Matt Forte, NYJ	67	261	3.9	15	3
DeAngelo Williams, Pit	66	258	3.9	17	2
DeMarco Murray, Ten	41	245	6.0	67	1
Christine Michael, Sea	45	232	5.2	41t	2
LeSean McCoy, Buf	48	227	4.7	24t	3

5.2 RUSHING AVERAGE (4TH NFL)

Christine Michael's career-high 5.2 rushing average ranks fourth in the NFL (min. 30 att.).

<u>Highest Rushing Average, NFL (min. 30 att.)</u>			
Player	Avg.	Att.	Yards
Devonta Freeman, Atl	6.3	42	265
Isaiah Crowell, Cle	6.1	45	274
DeMarco Murray, Ten	6.0	41	245
Christine Michael, Sea	5.2	45	232
Eddie Lacy, GB	5.0	43	214
Spencer Ware, KC	4.9	41	202
Latavius Murray, Oak	4.8	32	153
LeSean McCoy, Buf	4.7	48	227
Shane Vereen, NYG	4.7	31	147
Mark Ingram, NO	4.6	36	165

294 SEAHAWKS RECEPTIONS

In Week 2 at L.A., Doug Baldwin passed Joey Galloway for sixth-place on Seattle's all-time receptions list.

<u>Most Receptions, Club History</u>		
1.	819	Steve Largent 1976-89
2.	581	Brian Blades 1988-98
3.	471	John L. Williams 1986-93
4.	441	Darrell Jackson 2000-06
5.	399	Bobby Engram 2001-08
6.	294	Doug Baldwin 2011-
7.	283	Joey Galloway 1995-99
8.	244	Koren Robinson 2001-04, '08
9.	232	Sam McCullum 1976-81
10.	218	Mack Strong 1994-07

4,102 SEAHAWKS RECEIVING YARDS

Doug Baldwin ranks seventh in Seahawks history with 4,102 receiving yards.

<u>Most Receiving Yards, Club History</u>		
1.	13,089	Steve Largent 1976-89
2.	7,620	Brian Blades 1988-98
3.	6,445	Darrell Jackson 2000-06
4.	4,859	Bobby Engram 2001-08
5.	4,457	Joey Galloway 1995-99
6.	4,151	John L. Williams 1986-93
7.	4,102	Doug Baldwin 2011-
8.	3,567	Koren Robinson 2001-04, '08
9.	3,409	Sam McCullum 1976-81
10.	2,347	Deion Branch 2006-10

13 SPECIAL TEAMS SCORES SINCE 2010

It takes all three phases to win in the NFL and special teams coach Brian Schneider has put together one of the best special teams units in the NFL over the last seven seasons.

Seattle Special Teams Scores Since 2010

Play	Game	Date	Play	Game	Date
101-yd. KOR by Leon Washington	vs. SD	9/26/10	Muffed punt in endzone TD, Malcolm Smith	vs. Ari	12/9/12
99-yd. KOR by Leon Washington	vs. SD	9/26/10	90-yd. blocked field goal TD, Richard Sherman	vs. SF	12/23/12
10-yd. blocked punt TD, Earl Thomas	vs. KC	11/28/10	blocked punt out of endzone, Jermaine Kearse	at Ind	10/6/13
92-yd. KOR by Leon Washington	vs. SF	12/12/10	25-yd. blocked punt TD, Mike Morgan	vs. Dal	10/12/14
17-yd. blocked punt TD, Mike Robinson	vs. StL	11/12/11	57-yd. punt return by Tyler Lockett	at StL	9/13/15
3-yd. blocked punt TD, Jeron Johnson	vs. Dal	9/16/12	105-yd. kickoff return by Tyler Lockett	vs. Chi	9/27/15
98-yd. KOR by Leon Washington	at Mia	11/25/12			

Most Blocks Since 2010

20	Oakland
16	Seattle
16	Arizona
15	Miami
12	Chicago

Most TDs/Safeties Since 2010

13	Seattle
13	Minnesota
12	Philadelphia
12	Baltimore
10	New England

Most Takeaways on Punt/KOR Since 2010

17	Oakland
14	Seattle
14	N.Y. Giants
12	Chicago
12	Kansas City

Team Notes



12 FLAG RAISERS AT THE TOYOTA FAN DECK

Just before every kickoff at CenturyLink Field, fans turn their attention to the Toyota Fan Deck in the south endzone with anticipation to see who is going to raise the team's signature 12 flag and turn CenturyLink Field in to a frenzy. From former Seahawks greats, to local celebrities and sports personalities, the flag has become a love affair for Seahawks supporters all over the Northwest and the spirit of community that the organization and fans share. Who will raise it next?

2016 Flag Raisers

Minnesota - Fire Fighter Daniel Lyon	Buffalo -
Dallas - UFC Fighter Miesha Tate	Philadelphia -
Miami - Former Head Coach Jack Patera	Carolina -
San Francisco - NBA Guard Jamal Crawford	Los Angeles -
Atlanta -	Arizona -

27,766 ESTIMATED MILES FLOWN FOR 2016 SEASON

The team strives to offer first-class amenities and that has not changed this season as Seattle has signed on with Delta Airlines as its 2016 official charter.

The Boeing 767 aircraft will carry the Seahawks "around the world" (a trip around the world is 25,000 miles) as they travel the third-most miles, 27,766.

2016 Total Miles Traveled (regular season)

1. Los Angeles	35,952
2. Oakland	31,622
3. Seattle	27,766
4. San Francisco	25,668
5. Miami	25,548

Flight TIMES

Seattle is among the league leaders in miles traveled each season, and this year is no different. Tucked away in the Northwest, Seattle takes a while to reach via air travel, especially traveling east to west.

2016 Flight Times

Seattle to Kansas City - 2:55	Seattle to New Orleans -
Kansas City to Seattle - 3:22	New Orleans to Seattle -
Seattle to Oakland - 1:39	Seattle to New England -
Oakland to Seattle - 1:31	New England to Seattle -
Seattle to Los Angeles - 1:59	Seattle to Tampa Bay -
Los Angeles to Seattle - 2:18	Tampa Bay to Seattle -
Seattle to N.Y. Jets -	Seattle to Green Bay -
N.Y. Jets to Seattle -	Green Bay to Seattle -
Seattle to Arizona -	Seattle to San Francisco -
Arizona to Seattle -	San Francisco to Seattle -

69,080 LARGEST HOME ATTENDANCE RECORD

With the addition of the Toyota Fan Deck in the south end zone, adding 1,000 new seats, Seattle's home attendance record has been broken and will add to the record books as the season unfolds.

Last season's game with 69,080 fans vs. St. Louis (12/27/15) broke the Seahawks old record of 69,055, established in Week 12 vs. Pittsburgh.

Largest Home Attendance, Franchise History

Att.	Opponent	Stadium	Date	W/L	Score
69,080	St. Louis	CenturyLink Field	12/27/15	L	23-17
69,055	Pittsburgh	CenturyLink Field	11/29/15	W	39-30
69,020	Carolina	CenturyLink Field	10/18/15	L	27-23
69,012	Miami	CenturyLink Field	9/11/16	W	12-10
69,010	San Francisco	CenturyLink Field	9/25/16	W	37-18
69,005	Detroit	CenturyLink Field	10/5/15	W	13-10
69,005	Arizona	CenturyLink Field	11/15/15	L	39-32
69,002	Cleveland	CenturyLink Field	12/20/15	W	30-13
69,002	Chicago	CenturyLink Field	9/27/15	W	26-0
68,993	San Francisco	CenturyLink Field	11/22/15	W	29-13

Paul Allen



20th SEASON AS SEAHAWKS CHAIRMAN

Paul Allen enters his 20th season as Seahawks chairman after purchasing the franchise on June 30, 1997, after a public-private partnership was crafted and approved by Washington state voters to build a new stadium, CenturyLink Field.

In his championship vision, he has witnessed the most successful stretch in Seahawks history, including the franchise's first Super Bowl title after the 2013 season, a 43-8 victory over the Denver Broncos in Super Bowl XLVIII.

"As an owner who was born and raised here, it's a very special moment and the fulfillment of a dream, not just for me, but for everyone on the team," Mr. Allen said postgame.

Seattle ranks in the top-10 in wins and top-five in multiple postseason categories since the 1997 season.

Most Regular Season Wins Since 1997

Team	W	L	T	Pct.
1. New England Patriots	217	90	0	.707
2. Green Bay Packers	195	111	1	.637
3. Pittsburgh Steelers	190	116	1	.621
Denver Broncos	190	117	0	.619
5. Indianapolis Colts	188	119	0	.612
6. Baltimore Ravens	172	134	1	.562
7. Seattle Seahawks	169	138	0	.550
Philadelphia Eagles	169	136	2	.554
9. Minnesota Vikings	163	143	1	.533
10. N.Y. Giants	162	144	1	.529

Most Combined Wins Since 1997

Team	W	L	T	Pct.
1. New England Patriots	240	101	0	.704
2. Green Bay Packers	207	124	1	.625
3. Pittsburgh Steelers	204	125	1	.620
Denver Broncos	204	125	0	.620
5. Indianapolis Colts	200	132	0	.602
6. Baltimore Ravens	187	142	1	.568
7. Seattle Seahawks	181	148	0	.550
8. Philadelphia Eagles	179	146	2	.550
9. N.Y. Giants	172	150	1	.534
10. Minnesota Vikings	169	152	1	.526

Most Postseason Wins Since 1997

Team	W	L	T	Pct.
1. New England Patriots	23	11	0	.676
2. Baltimore Ravens	15	8	0	.652
3. Denver Broncos	14	8	0	.636
Pittsburgh Steelers	14	9	0	.609
5. Seattle Seahawks	12	10	0	.545
Green Bay Packers	12	13	0	.480
Indianapolis Colts	12	13	0	.480
8. N.Y. Giants	10	6	0	.625
Philadelphia Eagles	10	10	0	.500
10. San Francisco 49ers	8	7	0	.533

Most Playoff Appearances Since 1997

15	New England Patriots
14	Green Bay Packers
14	Indianapolis Colts
11	Seattle Seahawks
11	Denver Broncos
11	Pittsburgh Steelers

Most Division Titles Since 1997

14	New England Patriots
10	Indianapolis Colts
9	Green Bay Packers
8	Seattle Seahawks
8	Pittsburgh Steelers

Most Super Bowl Appearances Since 1997

6	New England Patriots
4	Denver Broncos
3	Seattle Seahawks
3	N.Y. Giants
3	Pittsburgh Steelers

Kenny Easley



THE ENFORCER IS UP FOR THE PRO FOOTBALL HALL OF FAME'S CLASS OF 2017

On August 15, safety Kenny Easley was selected as the Senior Finalist for the Pro Football Hall of Fame's Class of 2017. Easley was picked by the Hall of Fame's Seniors Committee that met in Canton that day.

Easley was selected out of UCLA by the Seattle Seahawks as the fourth player overall in the 1981 NFL Draft. He embarked on a spectacular seven-year career during which he recorded multiple interceptions each season. In all, he amassed 32 interceptions which he returned for 538 yards and three touchdowns. He was also noted as a dominant tackler and added 8.0 career sacks. His finest season came in 1984 when he was named the NFL's Defensive Player of the Year when he registered a league-leading 10 interceptions and two pick-sixes. Easley was named first-team All-Pro four straight years (1982-85) and voted to five Pro Bowls. He is also a member of the NFL's All-Decade Team of the 1980s.

The Seniors Committee is comprised of nine members of the overall selection committee. Through mail vote, the 2017 senior nominees were reduced to a final list of candidates. Then, on a rotating basis, five of the nine members met at the Pro Football Hall of Fame in Canton to discuss each of the senior candidates and select the finalist. A senior nominee is a player whose career ended at least 25 years ago.

Easley must receive the same 80 percent voting support that is required of all finalists. The Hall's Selection Committee, at its annual meeting to be held on Saturday, February 4, 2017 in Houston, Texas, will consider 18 finalists, including one Senior (Easley), two Contributors (Jerry Jones, Paul Tagliabue), and 15 Modern-Era finalists (to be determined from a preliminary list announced in mid-September). Current bylaws call for a class no smaller than four or larger than eight. The Senior Finalist will be voted on for election independent of the other finalists.

The Class of 2017 will be formally enshrined during the Pro Football Hall of Fame Enshrinement Week in Canton next August.



KENNY EASLEY

Safety 6-3 198
 UCLA
 7 Seahawks Seasons
 1st Round 1981
 Seattle Games/Starts: 89/87
 Career Games/Starts: 89/87
 Birthdate: January 15, 1959
 Chesapeake, Virginia
 Ring of Honor: October 14, 2002 **45**

Kenny Easley was inducted into the Ring of Honor on October 14, 2002, with a sellout crowd and millions watching the Monday Night Football halftime ceremony at home. Easley redefined the strong safety position in seven years from 1981-87. Voted by the Associated Press as the NFL Defensive Player of the Year in 1984, Easley had 32 interceptions in his storied career. This fierce hitter registered 107 tackles, three interceptions and returned an interception 82 yards vs. Cleveland in his rookie campaign, earning him AFC Rookie of the Year by the NFL Players' Association. The following season, Easley would earn the first of five Pro Bowl appearances, including

being named a starter from 1983-85, and again in 1987. The crowning jewel of Easley's career came in 1984 where he spearheaded the NFL's sixth-rated defense that culminated into a Seahawks record 12 wins in the regular season and a Wild Card victory over the rival Los Angeles Raiders. He tied a Seahawks team record by intercepting 10 passes, including three against San Diego on October 29. Easley would be named first-team All-NFL by the Associated Press for the second year in a row and was bestowed that honor again in 1985. Easley finished his career with 498 tackles, seven sacks, 10 forced fumbles, nine fumble recoveries, and 32 interceptions.

EASLEY'S SINGLE-GAME HIGHS

Interceptions: 3* vs. San Diego (10/29/84)
 Longest Interception Return: 82 vs. Cleveland (12/20/81)
 Most Yards Returned: 125 vs. Cleveland (12/20/81)
 Most Touchdowns: 1, 3 times, last vs. Kansas City (11/4/84)
 * Team Record

EASLEY'S NFL RECORD

Club	G/S	Tkl.	QB	Int.	Yds.	Avg.	LG	TD	FF	FR
1981 Seattle	14/14	107	0.0	3	155	51.7	82t	1	0	4
1982 Seattle	8/8	55	2.0	4	48	12.0	44	0	1	1
1983 Seattle	16/15	82	3.0	7	106	13.2	38	0	1	3
1984 Seattle	16/16	75	0.0	10*	126	12.6	58	2	3	1
1985 Seattle	13/13	79	2.0	2	22	11.0	16	0	3	1
1986 Seattle	10/10	59	1.0	2	34	17.0	24	0	2	0
1987 Seattle	12/11	41	0.0	4	47	11.8	22	0	0	1
Career Totals	89/87	498	8.0	32	538	15.8	82t	3	10	11
Seahawks Totals	89/87	498	8.0	32	538	15.8	82t	3	10	11

* Team Record

Playoff Games Played/Started: 1983: 3/3, 1984: 2/2. Career: 5/5

SEATTLE SEAHAWKS / WEEK 3 / THROUGH MONDAY, SEPTEMBER 26, 2016

WON 2, LOST 1			* RUSHING	No.	Yds	Avg	Long	TD
09/11 W 12-10	Miami	69,012	Michael	45	232	5.2	41t	2
09/18 L 3- 9	at Los Angeles	91,046	Wilson	10	33	3.3	9	0
09/25 W 37-18	San Francisco	69,010	Rawls	19	25	1.3	8	0
10/02	at New York Jets		Collins	6	12	2.0	4	0
10/16	Atlanta		Magee	3	12	4.0	5	0
10/23	at Arizona		Boykin	2	-2	-1.0	0	0
10/30	at New Orleans		Prosise	1	-2	-2.0	-2	0
11/07	Buffalo		Baldwin	1	-4	-4.0	-4	0
11/13	at New England		TEAM	87	306	3.5	41t	2
11/20	Philadelphia		OPPONENTS	76	263	3.5	34	3
11/27	at Tampa Bay		* RECEIVING	No.	Yds	Avg	Long	TD
12/04	Carolina		Baldwin	20	276	13.8	59	2
12/11	at Green Bay		Graham	10	153	15.3	40	1
12/15	Los Angeles		Kearse	9	79	8.8	24	0
12/24	Arizona		Lockett	7	116	16.6	53	0
01/01	at San Francisco		Michael	7	36	5.1	13	0

	Sea.	Opp.	Rawls	6	41	6.8	11	0
TOTAL FIRST DOWNS	56	40	Willson	5	41	8.2	19	0
Rushing	15	12	Richardson	4	46	11.5	14	0
Passing	36	23	Collins	2	19	9.5	10	0
Penalty	5	5	Prosise	1	13	13.0	13	0
3rd Down: Made/Att	18/43	10/41	TEAM	71	820	11.5	59	3
3rd Down Pct.	41.9	24.4	OPPONENTS	48	544	11.3	50	0
4th Down: Made/Att	2/3	1/2	* INTERCEPTIONS	No.	Yds	Avg	Long	TD
4th Down Pct.	66.7	50.0	Wagner	1	9	9.0	9	0

POSSESSION AVG.	33:31	26:29	TEAM	1	9	9.0	9	0
TOTAL NET YARDS	1076	751	OPPONENTS	2	13	6.5	9	0
Avg. Per Game	358.7	250.3	* PUNTING	No.	Yds	Avg	Net	TB
Total Plays	204	168	Ryan	15	664	44.3	38.5	1
Avg. Per Play	5.3	4.5	TEAM	15	664	44.3	38.5	1

NET YARDS RUSHING	306	263	OPPONENTS	20	883	44.2	36.7	2
Avg. Per Game	102.0	87.7	* PUNT RETURNS	Ret	FC	Yds	Avg	Long
Total Rushes	87	76	Lockett	6	9	110	18.3	62
NET YARDS PASSING	770	488	Sherman	0	2	0	---	---
Avg. Per Game	256.7	162.7	TEAM	6	11	110	18.3	62
Sacked/Yards Lost	7/50	8/56	OPPONENTS	8	3	67	8.4	20

Gross Yards	820	544	* KICKOFF RETURNS	No.	Yds	Avg	Long	TD
Att./Completions	110/71	84/48	Richardson	2	39	19.5	20	0
Completion Pct.	64.5	57.1	Willson	1	0	0.0	0	0
Had Intercepted	2	1	TEAM	3	39	13.0	20	0
PUNTS/AVERAGE	15/44.3	20/44.2	OPPONENTS	4	110	27.5	45	0
NET PUNTING AVG.	15/38.5	20/36.7	* FIELD GOALS	1-19	20-29	30-39	40-49	50+
PENALTIES/YARDS	24/233	17/153	Hauschka	0/ 0	2/ 2	4/ 4	0/ 0	0/0
FUMBLES/BALL LOST	5/3	3/0	TEAM	0/ 0	2/ 2	4/ 4	0/ 0	0/0

TOUCHDOWNS	5	3	OPPONENTS	0/ 0	2/ 3	1/ 1	2/ 2	0/1
Rushing	2	3	Hauschka: (39G,38G)(23G)(33G,33G,22G)					
Passing	3	0	OPP: (41G,27B)(39G,28G,47G)(22G,53N)					
Returns	0	0						

* SCORE BY PERIODS	Q1	Q2	Q3	Q4	OT	PTS
TEAM	17	16	6	13	0	52
OPPONENTS	3	9	0	25	0	37

* SCORING	TD-Ru-Pa-Rt	K-PAT	FG	S	PTS
Hauschka	0 0 0 0	4/ 5	6/ 6	0	22
Baldwin	2 0 2 0			0	12
Michael	2 2 0 0			0	12
Graham	1 0 1 0			0	6
TEAM	5 2 3 0	4/ 5	6/ 6	0	52
OPPONENTS	3 3 0 0	2/ 2	5/ 7	0	37

2-Pt Conv: TM 0-0, OPP 1-1
 SACKS: Clark 3, Bennett 2, Avril 1, Marsh 1, Wright 1, TM 8, OPP 7
 FUM/LOST: Wilson 2/1, Graham 1/1, Michael 1/1, Ryan 1/0

* PASSING	Att	Cmp	Yds	Cmp%	Yds/Att	TD	TD%	Int	Int%	Long	Sack/Lost	Rating
Wilson	101	64	755	63.4	7.48	2	2.0	1	1.0	59	7/ 50	88.5
Boykin	9	7	65	77.8	7.22	1	11.1	1	11.1	23	0/ 0	94.2
TEAM	110	71	820	64.5	7.45	3	2.7	2	1.8	59	7/ 50	88.4
OPPONENTS	84	48	544	57.1	6.48	0	0.0	1	1.2	50	8/ 56	71.7

Defensive Statistics



	Total	Solo	Assist	Sacks	Yards	QH	Int	PD	FF	FR
Wright, K.	27	13	14	1.0	2.0	1	0	0	0	0
Chancellor, K.	20	12	8	0	0	0	0	1	0	0
Wagner, B.	20	11	9	0	0	3	1	2	0	0
Shead, D.	15	12	3	0	0	0	0	3	1	0
Bennett, M.	13	8	5	2.0	18.0	6	0	0	0	0
Clark, F.	9	4	5	3.0	19.0	4	0	0	0	0
Thomas, E.	9	7	2	0	0	0	0	0	0	0
Lane, J.	8	6	2	0	0	0	0	1	0	0
Sherman, R.	8	6	2	0	0	0	0	1	0	0
Reed, J.	7	1	6	0	0	0	0	2	0	0
Rubin, A.	7	3	4	0	0	0	0	0	1	0
Avril, C.	6	2	4	1.0	8.0	2	0	0	0	0
McDaniel, T.	5	1	4	0	0	0	0	1	0	0
Smith, G.	4	1	3	0	0	0	0	0	0	0
Marsh, C.	2	1	1	1.0	9.0	1	0	0	1	0
Morgan, M.	2	1	1	0	0	0	0	0	0	0
Jefferson, Q.	1	0	1	0	0	0	0	0	0	0

SPECIAL TEAMS

	Total	Solo	Assist	FF	FR	Blocks
Marsh, C.	3	2	1	0	0	1
Morgan, M.	2	1	1	0	0	0
Pierre-Louis, K.	2	2	0	0	0	0
Powell, T.	2	1	1	0	0	0
Hauschka, S.	1	1	0	0	0	0
McCray, K.	1	1	0	0	0	0
Shead, D.	1	1	0	0	0	0
Terrell, S.	1	1	0	0	0	0
Williams, B.	1	0	1	0	0	0

FUMBLES

	Fum	Lost	Own-Rec	O.B.
Wilson, R.	2	1	0	1
Graham, J.	1	1	0	0
Michael, C.	1	1	0	0
Ryan, J.	1	0	1	0

Transactions



2/8	Signed to future contracts	TE Brandon Cottom LS Andrew East CB George Farmer WR Deshon Foxx WR Antwan Goodley DT Justin Hamilton CB Stanley Jean-Baptiste WR Douglas McNeil III C Drew Nowak G Will Pericak T Terry Poole CB Trovon Reed TE Ronnie Shields DE Josh Shirley QB Phillip Sims WR Tyler Slavin S Robert Smith DE DeAngelo Tyson WR Jeff Fuller RB Cameron Marshall			DT Jarran Reed TE Nick Vannett QB Trevone Boykin DT Brandin Bryant DB DeAndre Elliott T George Fant DE Christian French DT Lars Koht LB Steve Longa RB Tre Madden T Lene Maiava S Tanner McEvoy DE Montese Overton DE David Perkins SS Tyvis Powell DT A.J. Francis DT Lars Koht SS Robert Smith WR Jeff Fuller CB Mohammed Seisay CB Jamal Marshall LB Pete Robertson FB Taniela Tupou TE Ronnie Shields WR Tyler Slavin RB Zac Brooks LB Christian French LB Khairi Fortt CB Jamal Marshall LB Kyle Coleman LB Khairi Fortt LS Nolan Frese WR Doug Baldwin T Lene Maiava WR Montario Hunter WR Tyler Slavin TE Clayton Echard DE Chris Clemons LS Drew Ferris SS Keenan Lambert RB Cameron Marshall TE Brandon Cottom TE Cooper Helfet RB Tre Madden DE David Perkins G Kona Schwenke TE Ronnie Shields FB Jonathan Amosa G Jahri Evans WR E.Z. Nwachukwu LB Kache Palacio RB Troymaine Pope TE Joe Sommers G Rees Odhiambo RB C.J. Prorise	5/6 cont. 5/9 Released Waived/injured Signed 5/16 Waived/injured Signed 6/2 Released Signed 6/28 Released Signed Signed to extension 7/29 Released Signed 7/31 Waived/injured Signed 8/4 Placed on res./retired list Released Signed 8/6 Waived/injured Signed 8/9 Waived/injured Signed	8/11 Released Signed 8/15 Released Signed 8/16 Waived/injured Signed 8/21 Released Signed 8/29 Released Terminated veteran contract Waived/injured Placed in injured reserve 8/30 Released Waived/injured 9/3 Released Terminated veteran contract Waived/injured 9/4 Released Claimed 9/5 Signed Signed to practice squad	DE Montese Overton DE Tylor Harris RB Cameron Marshall LB Quayshawn Nealy CB Stanley Jean-Baptiste DT Tony McDaniel FB Jonathan Amosa FB Will Tukuafu FB Kyle Coleman WR Montario Hunter DE DeAngelo Tyson CB Brandon Browner WR Deshon Foxx DT Sealver Siliga RB Zac Brooks C Patrick Lewis LB Quayshawn Nealy LB Pete Robertson G Kristjan Sokoli RB George Farmer CB Trovon Reed DE Josh Shirley WR Kevin Smith DT Brandin Bryant TE Clayton Echard WR Antwan Goodley DE Tylor Harris QB Jake Heaps S Keenan Lambert WR Kenny Lawler LB Steve Longa WR Douglas McNeil III WR E.Z. Nwachukwu LB Kache Palacio G Will Pericak RB Troymaine Pope DE Ryan Robinson CB Tye Smith DT/FB Tani Tupou WR Kasen Williams G Jahri Evans FB Will Tukuafu CB Marcus Burley DT Jordan Hill LB Eric Pinkins T Terry Poole TE Joe Sommers Cond. 2017 draft pick S Dewey McDonald DT Justin Hamilton DT Garrison Smith FB Tani Tupou DE Tylor Harris WR Kenny Lawler
-----	----------------------------	---	--	--	---	---	--	--

Transactions



9/5 cont.	WR Marcus Lucas LB Kache Palacio G Will Pericak WR Rodney Smith LB Jordan Tripp WR Kasen Williams
9/6 Signed to practice squad	T Takoby Cofield DT Justin Hamilton
9/8 Released from practice sq. Signed to practice squad	DE Tylor Harris CB Tye Smith
9/10 Released from practice sq. Signed to practice squad	T Takoby Cofield WR Antwan Goodley
9/13 Released	CB Tharold Simon FB Tani Tupou
Signed	CB Neiko Thorpe FB Will Tukuafu
Released from practice sq.	DT Justin Hamilton WR Rodney Smith WR Kasen Williams
Signed to practice squad	DE Tylor Harris QB Jake Heaps T Michael Ola
9/20 Released from practice sq.	T Michael Ola CB Tye Smith
Signed to practice squad	WR Kasen Williams
9/21 Released	FB Will Tukuafu
Signed to practice squad	RB Terrence Magee
9/24 Signed	RB Terrence Magee
9/25 Signed to practice squad	G Robert Myers

(1,494th transaction since 2010)

Participation Chart



Game Date	1	2	3	4	5	6	7	8	9	10	11	12	13	14	15	16	2016			
	9/11	9/18	9/25	10/2	10/16	10/23	10/30	11/7	11/13	11/20	11/27	12/4	12/11	12/15	12/24	1/1	G	S	IN	DNP
Game	Mia	@LA	SF	@NYJ	Atl	@Ari	@NO	Buf	@NE	Phi	@TB	Car	@GB	LA	Ari	@SF				
Avril, C.	RDE	RDE	RDE														3	3	0	0
Baldwin, D.	WR	wr	WR														3	2	0	0
Bennett, M.	LDE	LDE	LDE														3	3	0	0
Boykin, T.	dnp	dnp	qb														1	0	0	2
Britt, J.	C	C	C														3	3	0	0
Chancellor, K.	SS	SS	SS														3	3	0	0
Clark, F.	de	de	de														3	0	0	0
Collins, A.	in	rb	rb														2	0	1	0
Coyle, B.	sub	sub	sub														3	0	0	0
Elliott, D.	sub	in	sub														2	0	1	0
Fant, G.	sub	sub	t														3	0	0	0
Frese, N.	sub	sub	sub														3	0	0	0
Gilliam, G.	RT	RT	RT														3	3	0	0
Glowinski, M.	LG	LG	LG														3	3	0	0
Graham, J.	te	TE	TE														3	2	0	0
Hauschka, S.	k	k	k														3	0	0	0
Hunt, J.	dnp	dnp	dnp														0	0	0	3
Ifedi, G.	in	in	in														0	0	3	0
Jefferson, Q.	de	de	in														2	0	1	0
Kearse, J.	WR	wr	WR														3	2	0	0
Lane, J.	RCB	cb	RCB														3	2	0	0
Lockett, T.	WR	WR	wr														3	2	0	0
McCray, K.	sub	sub	sub														3	0	0	0
McDaniel, T.	dt	dt	dt														3	0	0	0
McDonald, D.	in	in	sub														1	0	2	0
McEvoy, T.	wr	in	wr														2	0	1	0
Maggee, T.			rb														1	0	0	0
Marsh, C.	lb	lb	lb														3	0	0	0
Michael, C.	RB	rb	RB														3	2	0	0
Morgan, M.	lb	OLB	lb														3	1	0	0
Odhiambo, R.	in	sub	in														1	0	2	0
Pierre-Louis, K.	lb	sub	sub														3	0	0	0
Powell, T.	sub	sub	in														2	0	1	0
Prosise, C.	rb	in	in														1	0	2	0
Rawls, T.	rb	RB	in														2	1	1	0
Reed, J.	RDT	RDT	RDT														3	3	0	0
Richardson, P.	wr	wr	wr														3	0	0	0
Rubin, A.	LDT	LDT	LDT														3	3	0	0
Ryan, J.	p	p	p														3	0	0	0
Shead, D.	CB	RCB	CB														3	3	0	0
Sherman, R.	LCB	LCB	LCB														3	3	0	0
Simon, T.	in																0	0	1	0
Smith, G.	in	in	dt														1	0	2	0
Sowell, B.	LT	LT	LT														3	3	0	0
Terrell, S.	sub	sub	sub														3	0	0	0
Thomas, E.	FS	FS	FS														3	3	0	0
Thorpe, N.		sub	sub														2	0	0	0
Tukuafu, W.		fb															1	0	0	0
Tupou, T.	fb																1	0	0	0
Vannett, N.	in	in	in														0	0	3	0
Wagner, B.	MLB	MLB	MLB														3	3	0	0
Webb, J.	RG	RG	RG														3	3	0	0
Williams, B.	te	TE	te														3	1	0	0
Willson, L.	TE	TE	TE														3	3	0	0
Wilson, R.	QB	QB	QB														3	3	0	0
Wright, K.	OLB	OLB	OLB														3	3	0	0

CAPS - starter; lower case - substitute at position; sub - special teams only; dnp - did not play; in - inactive; ps - practice squad; ir - injured reserve; nfi - non-football injury; sus - suspended, pup - physically unable to perform, exp - exempt

How Built



Year	By Draft	Trade/Waivers/Practice Squad	Free Agents
2016	G/T Germain Ifedi (1) DT Jarran Reed (2) RB C.J. Prosise (3a) TE Nick Vannett (3b) G Rees Odhiambo (3c) DT Quinton Jefferson (5a) RB Alex Collins (5b) C Joey Hunt (6)	LB Dewey McDonald (T) DT Garrison Smith (W)	2016 QB Trevone Boykin CB DeAndre Elliott T George Fant LS Nolan Frese DT Tony McDaniel WR Tanner McEvoy RB Terrence Magee SS Tyvis Powell T Bradley Sowell (UFA) CB Neiko Thorpe T J'Marcus Webb (UFA) TE Brandon Williams
2015	DE Frank Clark (2) WR Tyler Lockett (3) G Mark Glowinski (4b)	TE Jimmy Graham (T) S Kelcie McCray (T)	2015 RB Thomas Rawls DT Ahtyba Rubin
2014	WR Paul Richardson (2a) T Justin Britt (2b) DE Cassius Marsh (4a) LB Kevin Pierre-Louis (4c)		2014 LB Brock Coyle T Garry Gilliam FS Steven Terrell
2013	RB Christine Michael (2) TE Luke Willson (5c)		2013 DE Cliff Avril (UFA) DE Michael Bennett (UFA)
2012	LB Bobby Wagner (2) QB Russell Wilson (3) CB Jeremy Lane (6a)		2012 WR Jermaine Kearse S DeShawn Shead
2011	LB K.J. Wright (4a) CB Richard Sherman (5a)	K Steven Hauschka (W)	2011 WR Doug Baldwin LB Mike Morgan
2010	S Earl Thomas (1b) S Kam Chancellor (5)		2008 P Jon Ryan

2016 Seattle Seahawks Alphabetical Roster

No.	Name	Pos.	Ht.	Wt.	Birthdate	Age	Exp.	College	Hometown	Acquired
56	Avril, Cliff	DE	6-3	260	4/8/1986	30	9	Purdue	Green Cove Springs, Fla.	UFA(Det)-'13
89	Baldwin, Doug	WR	5-10	192	9/21/1988	28	6	Stanford	Gulf Breeze, Fla.	FA-'11
72	Bennett, Michael	DE	6-4	274	11/13/1985	30	8	Texas A&M	Alief, Texas	UFA(TB)-'13
2	Boykin, Trevone	QB	6-0	213	8/22/1993	23	R	TCU	Dallas, Texas	FA-'16
68	Britt, Justin	C	6-6	315	5/29/1991	25	3	Missouri	Lebanon, Mo.	D2(b)-'14
31	Chancellor, Kam	SS	6-3	225	4/3/1988	28	7	Virginia Tech	Norfolk, Va.	D5-'10
55	Clark, Frank	DE	6-3	260	6/14/1993	23	2	Michigan	Cleveland, Ohio	D2-'15
36	Collins, Alex	RB	5-10	217	8/26/1994	22	R	Arkansas	Fort Lauderdale, Fla.	D5(b)-'16
52	Coyle, Brock	LB	6-1	245	10/12/1990	25	3	Montana	Bozeman, Mont.	FA-'14
21	Elliott, DeAndre	CB	6-1	189	11/21/1992	23	R	Colorado State	Dallas, Texas	FA-'16
74	Fant, George	T	6-5	296	7/19/1992	24	R	Western Kentucky	Bowling Green, Ky.	FA-'16
48	Frese, Nolan	LS	6-2	233	7/29/1992	24	R	Houston	Roanoke, Texas	FA-'16
79	Gilliam, Garry	T	6-5	315	11/26/1990	25	3	Penn State	Carlisle, Pa.	FA-'14
63	Glowinski, Mark	G	6-4	310	5/3/1992	24	2	West Virginia	Wilkes-Barre, Pa.	D4(b)-'15
88	Graham, Jimmy	TE	6-7	265	11/24/1986	29	7	Miami	Goldsboro, N.C.	T(NO)-'15
4	Hauschka, Steven	K	6-4	210	6/29/1985	31	9	North Carolina State	Needham, Mass.	W(Den)-'11
53	Hunt, Joey	C	6-2	299	2/22/1994	22	R	TCU	El Campo, Texas	D6-'16
76	Ifedi, Germain	G/T	6-5	325	6/2/1994	22	R	Texas A&M	Houston, Texas	D1-'16
99	Jefferson, Quinton	DT	6-4	291	3/31/1993	23	R	Maryland	Pittsburgh, Pa.	D5(a)-'16
15	Kearse, Jermaine	WR	6-1	209	2/6/1990	26	5	Washington	Lakewood, Wash.	FA-'12
20	Lane, Jeremy	CB	6-0	190	7/14/1990	26	5	Northwestern St. (La.)	Tyler, Texas	D6(a)-'12
16	Lockett, Tyler	WR	5-10	182	9/28/1992	23	2	Kansas State	Tulsa, Okla.	D3-'15
33	McCray, Kelcie	SS	6-2	202	9/21/1988	28	5	Arkansas State	Columbus, Ga.	T(KC)-'15
93	McDaniel, Tony	DT	6-7	305	1/20/1985	31	11	Tennessee	Columbia, S.C.	FA-'16
41	McDonald, Dewey	LB	6-0	220	6/10/1990	26	3	California Univ. (Pa.)	Ranson, W. Va.	T(Oak)-'16
19	McEvoy, Tanner	WR	6-6	230	1/26/1993	23	R	Wisconsin	Hillsdale, N.J.	FA-'16
43	Magee, Terrence	RB	5-9	220	3/16/1993	23	2	LSU	Covington, La.	FA-'16
91	Marsh, Cassius	DE	6-4	245	7/7/1992	24	3	UCLA	Simi Valley, Calif.	D4(a)-'14
32	Michael, Christine	RB	5-10	221	11/9/1990	25	4	Texas A&M	Beaumont, Texas	D2-'13
57	Morgan, Mike	LB	6-3	235	1/16/1988	28	6	USC	Dallas, Texas	FA-'11
70	Odihambo, Rees	G	6-4	315	9/23/1992	24	R	Boise State	Mansfield, Ohio	D3(c)-'16
58	Pierre-Louis, Kevin	LB	6-0	230	10/7/1991	24	3	Boston College	Norwalk, Conn.	D4(c)-'14
40	Powell, Tyvis	SS	6-3	211	2/16/1994	22	R	Ohio State	Bedford, Ohio	FA-'16
22	Prosise, C.J.	RB	6-1	220	5/20/1994	22	R	Notre Dame	Petersburg, Va.	D3(a)-'16
34	Rawls, Thomas	RB	5-9	215	8/3/1993	23	2	Central Michigan	Flint, Mich.	FA-'15
90	Reed, Jarran	DT	6-3	311	12/16/1992	23	R	Alabama	Goldsboro, N.C.	D2-'16
10	Richardson, Paul	WR	6-0	183	4/13/1992	24	3	Colorado	Los Angeles, Calif.	D2(a)-'14
77	Rubin, Ahtyba	DT	6-2	310	7/25/1986	30	9	Iowa State	Pensacola, Fla.	UFA(Cle)-'15
9	Ryan, Jon	P	6-0	217	11/26/1981	34	11	Regina	Regina, Saskatchewan	FA-'08
35	Shead, DeShawn	DB	6-2	212	6/28/1988	28	5	Portland State	Palmdale, Calif.	FA-'12
25	Sherman, Richard	CB	6-3	195	3/30/1988	28	6	Stanford	Compton, Calif.	D5(a)-'11
98	Smith, Garrison	DT	6-1	310	10/9/1991	24	3	Georgia	Atlanta, Ga.	W(SF)-'16
78	Sowell, Bradley	T	6-7	309	6/6/1989	27	5	Mississippi	Hernando, Miss.	UFA(Ari)-'16
23	Terrell, Steven	FS	5-10	197	9/21/1990	26	4	Texas A&M	Allen, Texas	FA-'14
29	Thomas, Earl	FS	5-10	202	5/7/1989	27	7	Texas	Orange, Texas	D1(b)-'10
27	Thorpe, Neiko	CB	6-2	198	2/11/1990	26	4	Auburn	Tucker, Ga.	FA-'16
81	Vannett, Nick	TE	6-6	257	3/6/1993	23	R	Ohio State	Westerville, Ohio	D3(b)-'16
54	Wagner, Bobby	LB	6-0	245	6/27/1990	26	5	Utah State	Ontario, Calif.	D2-'12
73	Webb, J'Marcus	T	6-7	331	8/8/1988	28	7	West Texas A&M	Ft. Worth, Texas	UFA(Oak)-'16
86	Williams, Brandon	TE	6-3	247	10/12/1987	28	4	Oregon	Merrionette, Ill.	FA-'16
82	Willson, Luke	TE	6-5	252	1/15/1990	26	4	Rice	Lasalle, Ontario	D5(c)-'13
3	Wilson, Russell	QB	5-11	215	11/29/1988	27	5	Wisconsin	Richmond, Va.	D3-'12
50	Wright, K.J.	LB	6-4	246	7/23/1989	27	6	Mississippi State	Olive Branch, Miss.	D4(a)-'11

Head Coach: Pete Carroll, Darrell Bevell (Offensive Coordinator), Kris Richard, (Defensive Coordinator), Michael Barrow (Linebackers), Dwaine Board (Asst. Defensive Line), Tom Cable (Asst. Head Coach/Offensive Line), Dave Canales (Wide Receivers), Chris Carlisle (Head Strength & Conditioning), Brennan Carroll (Asst. Offensive Line), Nate Carroll (Asst. Wide Receivers), Andre Curtis (Defensive Backs), Heath Farwell (Coaching Asst.), Mondray Gee (Asst. Strength & Conditioning), John Glenn (Defensive Asst.), Will Harriger (Asst. Quarterbacks), Travis Jones (Defensive Line), Pat McPherson (Tight Ends), Ricky Manning, Jr. (Asst. Defensive Backs), Chad Morton (Asst. Running Backs/Asst. Special Teams), Pat Ruel (Asst. Offensive Line), Brian Schneider (Special Teams Coordinator), Rocky Seto (Assistant Head Coach/Defense), Carl Smith (Quarterbacks), Sherman Smith (Running Backs), Nick Sorensen (Asst. Defensive Backs/Asst. Special Teams), Lofa Tatupu (Asst. Linebackers), Jamie Yanchar (Assistant Strength & Conditioning).

2016 Seattle Seahawks Numerical Roster

No.	Name	Pos.	Ht.	Wt.	Birthdate	Age	Exp.	College	Hometown	Acquired
2	Trevone Boykin	QB	6-0	213	8/22/1993	23	R	TCU	Dallas, Texas	FA-'16
3	Russell Wilson	QB	5-11	215	11/29/1988	27	5	Wisconsin	Richmond, Va.	D3-'12
4	Steven Hauschka	K	6-4	210	6/29/1985	31	9	North Carolina State	Needham, Mass.	W(Den)-'11
9	Jon Ryan	P	6-0	217	11/26/1981	34	11	Regina	Regina, Saskatchewan	FA-'08
10	Paul Richardson	WR	6-0	183	4/13/1992	24	3	Colorado	Los Angeles, Calif.	D2(a)-'14
15	Jermaine Kearse	WR	6-1	209	2/6/1990	26	5	Washington	Lakewood, Wash.	FA-'12
16	Tyler Lockett	WR	5-10	182	9/28/1992	23	2	Kansas State	Tulsa, Okla.	D3-'15
19	Tanner McEvoy	WR	6-6	230	1/26/1993	23	R	Wisconsin	Hillsdale, N.J.	FA-'16
20	Jeremy Lane	CB	6-0	190	7/14/1990	26	5	Northwestern St. (La.)	Tyler, Texas	D6(a)-'12
21	DeAndre Elliott	CB	6-1	189	11/21/1992	23	R	Colorado State	Dallas, Texas	FA-'16
22	C.J. Proise	RB	6-1	220	5/20/1994	22	R	Notre Dame	Petersburg, Va.	D3(a)-'16
23	Steven Terrell	FS	5-10	197	9/21/1990	26	4	Texas A&M	Allen, Texas	FA-'14
25	Richard Sherman	CB	6-3	195	3/30/1988	28	6	Stanford	Compton, Calif.	D5(a)-'11
27	Neiko Thorpe	CB	6-2	198	2/11/1990	26	4	Auburn	Tucker, Ga.	FA-'16
29	Earl Thomas	FS	5-10	202	5/7/1989	27	7	Texas	Orange, Texas	D1(b)-'10
31	Kam Chancellor	SS	6-3	225	4/3/1988	28	7	Virginia Tech	Norfolk, Va.	D5-'10
32	Christine Michael	RB	5-10	221	11/9/1990	25	4	Texas A&M	Beaumont, Texas	D2-'13
33	Kelcie McCray	SS	6-2	202	9/21/1988	28	5	Arkansas State	Columbus, Ga.	T(KC)-'15
34	Thomas Rawls	RB	5-9	215	8/3/1993	23	2	Central Michigan	Flint, Mich.	FA-'15
35	DeShawn Shead	DB	6-2	212	6/28/1988	28	5	Portland State	Palmdale, Calif.	FA-'12
36	Alex Collins	RB	5-10	217	8/26/1994	22	R	Arkansas	Fort Lauderdale, Fla.	D5(b)-'16
40	Tyvis Powell	SS	6-3	211	2/16/1994	22	R	Ohio State	Bedford, Ohio	FA-'16
41	Dewey McDonald	LB	6-0	220	6/10/1990	26	3	California Univ. (Pa.)	Ranson, W. Va.	T(Oak)-'16
43	Terrence Magee	RB	5-9	220	3/16/1993	23	2	LSU	Covington, La.	FA-'16
48	Nolan Frese	LS	6-2	233	7/29/1992	24	R	Houston	Roanoke, Texas	FA-'16
50	K.J. Wright	LB	6-4	246	7/23/1989	27	6	Mississippi State	Olive Branch, Miss.	D4(a)-'11
52	Brock Coyle	LB	6-1	245	10/12/1990	25	3	Montana	Bozeman, Mont.	FA-'14
53	Joey Hunt	C	6-2	299	2/22/1994	22	R	TCU	El Campo, Texas	D6-'16
54	Bobby Wagner	LB	6-0	245	6/27/1990	26	5	Utah State	Ontario, Calif.	D2-'12
55	Frank Clark	DE	6-3	260	6/14/1993	23	2	Michigan	Cleveland, Ohio	D2-'15
56	Cliff Avril	DE	6-3	260	4/8/1986	30	9	Purdue	Green Cove Springs, Fla.	UFA(Det)-'13
57	Mike Morgan	LB	6-3	235	1/16/1988	28	6	USC	Dallas, Texas	FA-'11
58	Kevin Pierre-Louis	LB	6-0	230	10/7/1991	24	3	Boston College	Norwalk, Conn.	D4(c)-'14
63	Mark Glowinski	G	6-4	310	5/3/1992	24	2	West Virginia	Wilkes-Barre, Pa.	D4(b)-'15
68	Justin Britt	C	6-6	315	5/29/1991	25	3	Missouri	Lebanon, Mo.	D2(b)-'14
70	Rees Odhiambo	G	6-4	315	9/23/1992	24	R	Boise State	Mansfield, Texas	D3(c)-'16
72	Michael Bennett	DE	6-4	274	11/13/1985	30	8	Texas A&M	Alief, Texas	UFA(TB)-'13
73	J'Marcus Webb	T	6-7	331	8/8/1988	28	7	West Texas A&M	Ft. Worth, Texas	UFA(Oak)-'16
74	George Fant	T	6-5	296	7/19/1992	24	R	Western Kentucky	Bowling Green, Ky.	FA-'16
76	Germain Ifedi	G/T	6-5	325	6/2/1994	22	R	Texas A&M	Houston, Texas	D1-'16
77	Ahyba Rubin	DT	6-2	310	7/25/1986	30	9	Iowa State	Pensacola, Fla.	UFA(Cle)-'15
78	Bradley Sowell	T	6-7	309	6/6/1989	27	5	Mississippi	Hernando, Miss.	UFA(Ari)-'16
79	Garry Gilliam	T	6-5	315	11/26/1990	25	3	Penn State	Carlisle, Pa.	FA-'14
81	Nick Vannett	TE	6-6	257	3/6/1993	23	R	Ohio State	Westerville, Ohio	D3(b)-'16
82	Luke Willson	TE	6-5	252	1/15/1990	26	4	Rice	Lasalle, Ontario	D5(c)-'13
86	Brandon Williams	TE	6-3	247	10/12/1987	28	4	Oregon	Merrionette, Ill.	FA-'16
88	Jimmy Graham	TE	6-7	265	11/24/1986	29	7	Miami	Goldsboro, N.C.	T(NO)-'15
89	Doug Baldwin	WR	5-10	192	9/21/1988	28	6	Stanford	Gulf Breeze, Fla.	FA-'11
90	Jarran Reed	DT	6-3	311	12/16/1992	23	R	Alabama	Goldsboro, N.C.	D2-'16
91	Cassius Marsh	DE	6-4	245	7/7/1992	24	3	UCLA	Simi Valley, Calif.	D4(a)-'14
93	Tony McDaniel	DT	6-7	305	1/20/1985	31	11	Tennessee	Columbia, S.C.	FA-'16
98	Garrison Smith	DT	6-1	310	10/9/1991	24	3	Georgia	Atlanta, Ga.	W(SF)-'16
99	Quinton Jefferson	DT	6-4	291	3/31/1993	23	R	Maryland	Pittsburgh, Pa.	D5(a)-'16
Practice Squad										
5	Jake Heaps	QB	6-1	217	6/19/1991	25	1	Miami	Sammamish, Wash.	FA-'16
11	Kenny Lawler	WR	6-2	203	6/25/1994	22	R	California	Pomona, Calif.	D7(a)-'16
14	Antwan Goodley	WR	5-10	212	9/6/1991	25	2	Baylor	Midland, Texas	FA-'15
18	Kasen Williams	WR	6-1	219	12/5/1992	23	2	Washington	Sammamish, Wash.	FA-'15
49	Kache Palacio	LB	6-1	237	1/30/1994	22	R	Washington State	Gardena, Calif.	FA-'16
59	Jordan Tripp	LB	6-3	237	4/3/1991	25	3	Montana	Missoula, Mont.	FA-'16
62	Robert Myers	G	6-5	329	12/26/1991	24	2	Tennessee State	La Vergne, Tenn.	FA-'16
64	Tylor Harris	DE	6-3	306	2/2/1994	22	R	Wake Forest	Baton Rouge, LA	FA-'16
75	Will Pericak	G/C	6-3	300	12/30/1989	26	2	Colorado	Boulder, Colo.	FA-'15
85	Marcus Lucas	TE	6-4	218	3/1/1992	24	3	Missouri	Liberty, Mo.	FA-'16
Injured Reserve										
13	Tyler Slavin	WR	6-1	210	1/29/1992	24	1	New Mexico Highlands	Corona, Calif.	FA-'16
26	Mohammed Seisay	CB	6-2	202	5/22/1990	26	3	Nebraska	West Springfield, Va.	T(Det)-'15
30	Stanley Jean-Baptiste	CB	6-3	215	4/12/1990	26	3	Nebraska	Miami, Fla.	FA-'15
38	Tre Madden	RB	6-0	223	8/16/1993	23	R	USC	Alisa Viejo, Calif.	FA-'16
40	Joe Sommers	TE	6-2	241	3/3/1993	23	R	Wisconsin-Oshkosh	Hortonville, Wis.	FA-'16
42	Brandon Cottom	TE	6-2	262	12/21/1992	22	2	Purdue	Newtown, Pa.	FA-'15
69	Terry Poole	T	6-5	300	2/27/1992	24	2	San Diego State	Monterey, Calif.	D4(a)-'15
87	Ronnie Shields	TE	6-4	245	12/15/1991	24	1	Kentucky	Stone Mountain, Ga.	FA-'16
95	Tavaris Barnes	DE	6-4	284	11/2/1991	24	2	Clemson	Jacksonville, Fla.	FA-'16
97	Jordan Hill	DT	6-1	290	2/8/1991	25	4	Penn State	Steelton, Pa.	D3-'13

Unofficial Depth Chart Pronunciation Guide



Offense

WR	89 Doug Baldwin	16 Tyler Lockett	
LT	78 Bradley Sowell	73 J'Marcus Webb	74 <u>George Fant</u>
LG	63 Mark Glowinski	70 <u>Rees Odhiambo</u>	
C	68 Justin Britt	53 <u>Joey Hunt</u>	
RG	76 <u>Germain Ifedi</u>	73 J'Marcus Webb	70 <u>Rees Odhiambo</u>
RT	79 Garry Gilliam	73 J'Marcus Webb	
TE	88 Jimmy Graham	82 Luke Willson	86 Brandon Williams
			81 <u>Nick Vannett</u>
WR	15 Jermaine Kearse	10 Paul Richardson	19 <u>Tanner McEvoy</u>
QB	3 Russell Wilson	2 <u>Trevone Boykin</u>	
RB	32 Christine Michael	36 <u>Alex Collins</u>	22 <u>C.J. Proise</u>
		43 Terrence Magee	34 (Thomas Rawls)

Defense

LDE	72 Michael Bennett	99 <u>Quinton Jefferson</u>	
LDT	77 Ahtyba Rubin	98 Garrison Smith	
RDT	90 <u>Jarran Reed</u>	93 Tony McDaniel	
RDE	56 Cliff Avril	55 Frank Clark	
OLB	57 Mike Morgan	91 Cassius Marsh	
MLB	54 Bobby Wagner	52 Brock Coyle	
OLB	50 K.J. Wright	58 Kevin Pierre-Louis	41 Dewey McDonald
LCB	25 Richard Sherman	27 Neiko Thorpe	
RCB	20 Jeremy Lane	35 DeShawn Shead	21 <u>DeAndre Elliott</u>
SS	31 Kam Chancellor	33 Kelcie McCray	
FS	29 Earl Thomas	23 Steven Terrell	40 <u>Tyvis Powell</u>

Specialists

K	4 Steven Hauschka		
P	9 Jon Ryan		
H	9 Jon Ryan		
PR	16 Tyler Lockett	25 Richard Sherman	
KR	16 Tyler Lockett	10 Paul Richardson	89 Doug Baldwin
LS	48 <u>Nolan Frese</u>	78 Bradley Sowell	

() injured; Underline Rookie or 1st Year

PRONUNCIATION GUIDE

Trevone Boykin... truh-VON

George Fant... f-ANT

Nolan Frese... rhymes with crease

Steven Hauschka... HOWSH-kuh

Germain Ifedi... jermaine ih-FEH-dee

Cassius Marsh... CASH-iss

Christine Michael... KRIS-tin

Rees Odhiambo... reese oh-dee-AHM-bo

Kevin Pierre-Louis... PEE-air lewis

Jarran Reed... JAIR-in

Ahtyba Rubin... ah-TAH-bah

DeShawn Shead... SHED

Bradley Sowell... rhymes with vowel

Steven Terrell... TAIR-ull

Nick Vannett... VAN-NET

1



SEATTLE SEAHAWKS 12, MIAMI DOLPHINS 10

SUNDAY, SEPTEMBER 11, 2016

CENTURYLINK FIELD



The Seattle Seahawks won their eighth-consecutive home opener dating back to 2009, as Russell Wilson led a game-winning touchdown drive scoring with 31 seconds remaining in the game and defeating the Miami Dolphins by a score of 12-10. Seattle's defense gave up just 214 yards on the day. The Seahawks scored first with a Steven Hauschka field goal during the first quarter. The Dolphins scored after a Wilson interception led to field position on the Seattle 42-yard line, and Seattle's defense held Miami to a 39-yard field goal. Seattle added a Hauschka field goal as time expired in the first half, giving the team a 6-3 lead at the half. Ryan Tannehill led the Dolphins on an 86-yard drive late in the fourth quarter and ran it in from two yards out, giving Miami the 10-6 lead with just over four minutes remaining. Wilson and the Seahawks offense drove 75 yards, converting two fourth down attempts, before Wilson connected with Doug Baldwin on a two-yard touchdown pass with 31 seconds remaining. A blocked extra point gave Seattle the 12-10 lead, and Seattle's defense closed the victory with a pair of sacks of Tannehill.

	Miami	0	3	0	7	10
	Seattle	3	3	0	6	12

	Miami	Seattle
	0	3
	3	3
	3	6
	10	6
	10	12

SEA	1	5:11	Hauschka 39 FG (12-46, 6:08)
MIA	2	8:45	Franks 41 FG (6-19, 2:06)
SEA	2	0:00	Hauschka 38 FG (10-72, 1:52)
MIA	4	4:08	Tannehill 2 run (Franks kick) (7-86, 3:01)
SEA	4	0:31	Baldwin 2 pass Wilson (kick blocked) (14-75, 3:37)
Att. 69,012			

STATISTICS

RUSHING

Miami	Att	Yds	Avg	LG	TD		Seattle	Att	Yds	Avg	LG	TD
A. Foster	13	38	2.9	9	0		C. Michael	15	66	4.4	12	0
R. Tannehill	5	17	3.4	11	1		T. Rawls	12	32	2.7	8	0
D. Williams	2	9	4.5	5	0		R. Wilson	4	16	4.0	9	0
							C. Prorise	1	-2	-2.0	-2	0
TOTAL	20	64	3.2	11	1		TOTAL	32	112	3.5	12	0

PASSING

Miami	A	C	Yds	SK/YD	TD	LG	INT	RT		Seattle	A	C	Yds	SK/YD	TD	LG	INT	RT
R. Tannehill	29	16	186	5/36	0	50	0	74.8		R. Wilson	43	27	258	3/18	1	24	1	77.5
TOTAL	29	16	186	5/36	0	50	0	74.8		TOTAL	43	27	258	3/18	1	24	1	77.5

RECEIVING

Miami	No	Yds	Avg	LG	TD		Seattle	No	Yds	Avg	LG	TD
J. Landry	7	59	8.4	28	0		D. Baldwin	9	92	10.2	22	1
A. Foster	3	62	20.7	50	0		J. Kearse	5	57	11.4	24	0
L. Carroo	2	14	7.0	12	0		T. Rawls	3	26	8.7	11	0
J. Cameron	2	6	3.0	5	0		T. Lockett	3	17	5.7	6	0
D. Williams	1	29	29.0	29	0		L. Willson	2	26	13.0	19	0
K. Stills	1	16	16.0	16	0		C. Michael	2	5	2.5	5	0
							C. Prorise	1	13	13.0	13	0
							P. Richardson	1	11	11.0	11	0
							J. Graham	1	11	11.0	11	0
TOTAL	16	186	11.6	50	0		TOTAL	27	258	9.6	24	1

TEAM STATISTICS

	Miami	Seattle
Total First Downs	11	21
Third Down Eff.	3-14-21%	5-16-31%
Total Net Yards	214	352
Total Off. Plays	54	78
Avg. per Play	4.0	4.5
Net Yards Rushing	64	112
Total Rushing Plays	20	32
Net Yards Passing	150	240
Times Sacked/Yards Lost	5/36	3/18
Pass Atts-Comps-Ints	29-16-0	43-27-1
Punts-No. and Avg.	7-46.7	6-42.2
Penalties-No. and Yards	4-40	8-69
Fumbles-No. and Lost	2-0	1-1
Touchdowns	1	1
Field Goals Made-Att	1-2	2-2
Time of Possession	25:28	34:32

DEFENSE

	T	S	A	QB	Yds.	Int.	Yds.	PD	FF	FR
Miami	12	6	6	0.0	0.0	0	0	1	0	0
R. Jones	11	6	5	0.0	0.0	0	0	0	0	0
X. Howard	11	3	8	0.0	0.0	0	0	0	0	1
K. Alonso	10	5	5	0.0	0.0	0	0	0	0	0
K. Misi	8	3	5	0.0	0.0	1	9	2	0	0
I. Abdul-Quddus	Additional Stats: Sacks: N. Suh 1.0, M. Williams 1.0, J. Phillips 0.5, J. Jones 0.5.									
Seattle	11	3	8	1.0	2.0	0	0	0	0	0
K. Wright	7	3	4	0.0	0.0	0	0	0	0	0
K. Chancellor	6	6	0	0.0	0.0	0	0	0	0	0
B. Wagner	6	2	4	1.0	9.0	0	0	0	0	0
M. Bennett	4	2	2	0.0	0.0	0	0	0	0	0
E. Thomas	Additional Stats: Sacks: C. Avril 1.0, F. Clark 1.0, C. Marsh 1.0.									
	FF: C. Marsh 1.									

2



L.A. RAMS 9, SEATTLE SEAHAWKS 3 SUNDAY, SEPTEMBER 18, 2016 L.A. MEMORIAL COLISEUM



The Seattle Seahawks offense struggled to sustain drives and fumbled on their final drive of the game, losing the ball and losing to the Los Angeles Rams by a score of 9-3 in what was the Rams' first home game in Los Angeles since 1994. The Rams opened the game with a scoring drive, as Greg Zuerlein connected on a 39-yard field goal. After trading punts, Seattle evened the score as Steven Hauschka made a 23-yard field goal. The Rams added a 28-yard field goal late in the first half, giving L.A. the 6-3 lead at halftime. Zuerlein made his third field goal of the game on the Rams' second possession of the second half, pushing their lead to 9-3. After four straight second half drives ending in a punt, the Seahawks got the ball on their 12-yard line with 1:53 remaining. Russell Wilson hit Tyler Lockett for 53 yards on the first play from scrimmage. On third down, Wilson found Christine Michael out of the backfield but Rams linebacker Alex Ogletree hit Michael, forcing a fumble which Ogletree recovered for the Rams, securing the L.A. victory. With a crowd of 91,046, it was the second-largest crowd the Seahawks have played in front of in team history.

				Seattle	0	3	0	0	3	
				Los Angeles	3	3	0	3	9	
LA	1	10:38	Zuerlein 39 FG (9-54, 4:22)						0	3
SEA	2	14:45	Hauschka 23 FG (14-76, 7:08)						3	3
LA	2	1:04	Zuerlein 28 FG (9-70, 3:15)						3	6
LA	4	14:10	Zuerlein 47 FG (9-58, 4:28)						3	9
Att. 91,046										

STATISTICS

RUSHING

Seattle	Att	Yds	Avg	LG	TD	Los Angeles	Att	Yds	Avg	LG	TD
C. Michael	10	60	6.0	16	0	T. Gurley	19	51	2.7	11	0
R. Wilson	5	14	2.8	8	0	T. Austin	2	6	3.0	8	0
A. Collins	2	0	0.0	0	0	C. Keenum	3	5	1.7	7	0
T. Rawls	7	-7	-1.0	4	0	B. Cunningham	1	2	2.0	2	0
TOTAL	24	67	2.8	16	0	TOTAL	25	64	2.6	11	0

PASSING

Seattle	A	C	Yds	SK/YD	TD	LG	INT	RT	Los Angeles	A	C	Yds	SK/YD	TD	LG	INT	RT
R. Wilson	35	22	254	2/15	0	53	0	84.7	C. Keenum	30	18	239	3/20	0	44	0	85.3
TOTAL	35	22	254	2/15	0	53	0	84.7	TOTAL	30	18	239	3/20	0	44	0	85.3

RECEIVING

Seattle	No	Yds	Avg	LG	TD	Los Angeles	No	Yds	Avg	LG	TD
T. Lockett	4	99	24.8	53	0	K. Britt	6	94	15.7	36	0
J. Graham	3	42	14.0	17	0	T. Austin	5	50	10.0	27	0
P. Richardson	3	35	11.7	14	0	L. Kendrick	4	61	15.3	44	0
C. Michael	3	26	8.7	13	0	T. Gurley	1	19	19.0	19	0
D. Baldwin	3	20	6.7	8	0	B. Quick	1	8	8.0	8	0
T. Rawls	3	15	5.0	11	0	B. Cunningham	1	7	7.0	7	0
J. Kearse	2	11	5.5	9	0						
L. Willson	1	6	6.0	6	0						
TOTAL	22	254	11.5	53	0	TOTAL	18	239	13.3	44	0

TEAM STATISTICS

	Seattle	Los Angeles
Total First Downs	17	17
Third Down Eff.	4-13-31%	3-12-25%
Total Net Yards	306	283
Total Off. Plays	61	58
Avg. per Play	5.0	4.9
Net Yards Rushing	67	64
Total Rushing Plays	24	25
Net Yards Passing	239	219
Times Sacked/Yards Lost	2/15	3/20
Pass Atts-Comps-Ints	35-22-0	30-18-0
Punts-No. and Avg.	7-44.1	6-39.5
Penalties-No. and Yards	10-114	9-78
Fumbles-No. and Lost	3-1	0-0
Touchdowns	0	0
Field Goals Made-Att	1-1	3-3
Time of Possession	30:03	29:57

DEFENSE

	T	S	A	QB	Yds.	Int.	Yds.	PD	FF	FR
K. Wright	9	7	2	0.0	0.0	0	0	0	0	0
B. Wagner	8	5	3	0.0	0.0	0	0	0	0	0
K. Chancellor	5	4	1	0.0	0.0	0	0	0	0	0
M. Bennett	4	4	0	1.0	9.0	0	0	0	0	0
D. Shead	4	4	0	0.0	0.0	0	0	0	0	0
F. Clark	4	3	1	2.0	11.0	0	0	0	0	0
Additional Stats:	None									
	T	S	A	QB	Yds.	Int.	Yds.	PD	FF	FR
M. Barron	10	9	1	0.0	0.0	0	0	1	0	0
A. Ogletree	9	8	1	0.0	0.0	0	0	1	1	1
T. Johnson	6	5	1	0.0	0.0	0	0	0	0	1
L. Joyner	5	4	1	0.0	0.0	0	0	2	0	0
W. Hayes	5	1	4	1.0	8.0	0	0	0	0	0
Additional Stats:	Sacks: R. Quinn 1.0, FF: R. Quinn 1.									

3



SEATTLE SEAHAWKS 37, SAN FRANCISCO 49ERS 18 SUNDAY, SEPTEMBER 25, 2016 CENTURYLINK FIELD



The Seattle Seahawks offense totaled 418 yards while the defense held the San Francisco 49ers to 254 total yards in a 37-18 Seahawks victory at CenturyLink Field. Christine Michael rushed for 106 yards, Doug Baldwin caught 8 passes for 164 yards and Jimmy Graham caught 6 passes for 100 yards as the offense found its rhythm, pushing Seattle's record to 2-1 on the season. Seattle opened the game with a 3-play, 75-yard drive as Michael ran for a 41-yard touchdown. On the Seahawks' second drive, Michael rushed for a 4-yard touchdown, giving Seattle the 14-0 lead. The 49ers scored on a Phil Dawson field goal and Russell Wilson found Graham on an 18-yard TD pass, giving Seattle the 24-3 lead. Three Steven Hauschka field goals pushed the score to 30-3. Trevone Boykin entered the game after Wilson injured his left knee, and Boykin connected with Baldwin on a 16-yard TD pass for the 37-3 lead. Carlos Hyde scored twice late in the fourth quarter for the 49ers on two runs of eight yards each, for a final score of 37-18.

San Francisco	0	3	0	15	18
Seattle	14	10	6	7	37

						San Francisco	Seattle
SEA	1	14:17	Michael 41 run (Hauschka kick) (3-75, 0:43)			0	7
SEA	1	4:08	Michael 4 run (Hauschka kick) (14-62, 8:24)			0	14
SF	2	9:41	Dawson 22 FG (5-26, 1:58)			3	14
SEA	2	7:53	Graham 18 pass Wilson (Hauschka kick) (4-73, 1:48)			3	21
SEA	2	1:13	Hauschka 33 FG (7-42, 2:39)			3	24
SEA	3	6:53	Hauschka 33 FG (6-12, 4:08)			3	27
SEA	3	2:29	Hauschka 22 FG (7-16, 3:34)			3	30
SEA	4	12:53	Baldwin 16 pass Boykin (Hauschka kick) (7-58, 3:37)			3	37
SF	4	7:50	Hyde 8 run (Dawson kick) (11-75, 5:03)			10	37
SF	4	0:56	Hyde 8 run (Hyde run) (8-47, 2:44)			18	37
Att. 69,010							

STATISTICS

RUSHING

San Francisco	Att	Yds	Avg	LG	TD	Seattle	Att	Yds	Avg	LG	TD
C. Hyde	21	103	4.9	34	2	C. Michael	20	106	5.3	41t	2
B. Gabbert	5	22	4.4	10	0	A. Collins	4	12	3.0	4	0
S. Draughn	5	10	2.0	7	0	T. Magee	3	12	4.0	5	0
						R. Wilson	1	3	3.0	3	0
						T. Boykin	2	-2	-1.0	0	0
						D. Baldwin	1	-4	-4.0	-4	0
TOTAL	31	135	4.4	34	2	TOTAL	31	127	4.1	41t	2

PASSING

San Francisco	A	C	Yds	SK/YD	TD	LG	INT	RT	Seattle	A	C	Yds	SK/YD	TD	LG	INT	RT
B. Gabbert	25	14	119	0/0	0	20	1	51.9	R. Wilson	23	15	243	2/17	1	59	0	114.9
									T. Boykin	9	7	65	0/0	1	23	1	94.2
TOTAL	25	14	119	0/0	0	20	1	51.9	TOTAL	32	22	308	2/17	2	59	1	107.3

RECEIVING

San Francisco	No	Yds	Avg	LG	TD	Seattle	No	Yds	Avg	LG	TD
T. Smith	3	35	11.7	13	0	D. Baldwin	8	164	20.5	59	1
G. Celek	3	25	8.3	18	0	J. Graham	6	100	16.7	40	1
J. Kerley	2	24	12.0	20	0	A. Collins	2	19	9.5	10	0
V. McDonald	2	4	2.0	2	0	J. Kearse	2	11	5.5	9	0
R. Streater	1	19	19.0	19	0	L. Willson	2	9	4.5	7	0
Q. Patton	1	8	8.0	8	0	C. Michael	2	5	2.5	5	0
S. Draughn	1	2	2.0	2	0						
C. Hyde	1	2	2.0	2	0						
TOTAL	14	119	8.5	20	0	TOTAL	22	308	14.0	59	2

TEAM STATISTICS

	San Francisco	Seattle
Total First Downs	12	18
Third Down Eff.	4-15-27%	9-14-64%
Total Net Yards	254	418
Total Off. Plays	56	65
Avg. per Play	4.5	6.4
Net Yards Rushing	135	127
Total Rushing Plays	31	31
Net Yards Passing	119	291
Times Sacked/Yards Lost	0/0	2/17
Pass Atts-Comps-Ints	25-14-1	32-22-1
Punts-No. and Avg.	7-45.6	2-51.0
Penalties-No. and Yards	4-35	6-50
Fumbles-No. and Lost	1-0	1-1
Touchdowns	2	4
Field Goals Made-Att	1-2	3-3
Time of Possession	24:03	35:57

DEFENSE

San Francisco	T	S	A	QB	Yds.	Int.	Yds.	PD	FF	FR
E. Reid	12	7	5	0.0	0.0	0	0	1	0	0
D. Buckner	8	1	7	0.0	0.0	0	0	0	0	0
N. Bowman	7	6	1	0.0	0.0	0	0	0	1	0
G. Hodges	6	1	5	0.0	0.0	0	0	0	0	1
M. Purcell	6	0	6	0.0	0.0	0	0	0	0	0
Additional Stats: Sacks: A. Brooks 1.0, G. Dorsey 1.0. INT: N. Bellore 1.										
Seattle	T	S	A	QB	Yds.	Int.	Yds.	PD	FF	FR
K. Chancellor	8	5	3	0.0	0.0	0	0	1	0	0
D. Shead	7	7	0	0.0	0.0	0	0	1	1	0
K. Wright	7	3	4	0.0	0.0	0	0	0	0	0
B. Wagner	6	0	6	0.0	0.0	1	9	2	0	0
A. Rubin	5	1	4	0.0	0.0	0	0	0	0	0
Additional Stats: None										

The Last Time

OVERTIME GAME

at Cincinnati 27, Seattle 24 10/11/15

OVERTIME WIN

BY SEAHAWKS: Seattle 26, vs. Denver 20 9/21/14
BY OPPONENTS: at Cincinnati 27, Seattle 24 10/11/15

500 TOTAL YARDS

BY SEAHAWKS: 508, vs. San Francisco 11/22/15
BY OPPONENTS: 538, vs. Pittsburgh 11/29/15

400 TOTAL YARDS

BY SEAHAWKS: 418, vs. San Francisco 9/25/16
BY OPPONENTS: 538, vs. Pittsburgh 11/29/15

300 YARDS RUSHING (TEAM)

BY SEAHAWKS: 350, vs. New York Giants 11/9/14
BY OPPONENTS: 356, vs. LA Raiders 11/30/87

200 YARDS RUSHING (TEAM)

BY SEAHAWKS: 255, vs. San Francisco 11/22/15
BY OPPONENTS: 205, vs. Tampa Bay 11/3/13

400 NET YARDS PASSING (TEAM)

BY SEAHAWKS: 428, at San Diego 12/29/02
BY OPPONENTS: 480, vs. Pittsburgh 11/29/15

300 NET YARDS PASSING (TEAM)

BY SEAHAWKS: 301, at Baltimore 12/13/15
BY OPPONENTS: 480, vs. Pittsburgh 11/29/15

50 OR MORE POINTS SCORED

BY SEAHAWKS: 50, at Buffalo (in Toronto) 12/16/12
BY OPPONENTS: 51, at Dallas 11/27/80

40 OR MORE POINTS SCORED

BY SEAHAWKS: 41, vs. Minnesota 11/17/13
BY OPPONENTS: 40, at San Francisco 12/12/10

30 OR MORE POINTS SCORED

BY SEAHAWKS: 37, vs. San Francisco 9/25/16
BY OPPONENTS: 30, vs. Pittsburgh 11/29/15

SHUTOUT

BY SEAHAWKS: 26-0, vs. Chicago 9/27/15
BY OPPONENTS: 24-0, at Pittsburgh 9/18/11

TWO 100-YARD RUSHERS IN SAME GAME

BY SEAHAWKS: vs. New York Giants 11/9/14
M. Lynch 21-140, R. Wilson 14-107
BY OPPONENTS: at Philadelphia 12/12/76
Tom Sullivan 121, Mike Hogan 104

TWO 100-YARD RECEIVERS IN SAME GAME

BY SEAHAWKS: vs. San Francisco 9/25/16
D. Baldwin 8-164, J. Graham 6-100
BY OPPONENTS: vs. Arizona 11/15/15
L. Fitzgerald 10-130, M. Floyd 7-113

200 YARDS RUSHING

BY SEAHAWKS: 209, T. Rawls vs. San Francisco 11/22/15
BY OPPONENTS: 207, F. Gore at San Francisco 9/20/09

100 YARDS RUSHING

BY SEAHAWKS: 106, C. Michael vs. San Fran 9/25/16
BY OPPONENTS: 159, J. Charles at Kansas City 11/16/14

30+ CARRIES

BY SEAHAWKS: 30, T. Rawls vs. San Francisco 11/22/15
BY OPPONENTS: 33, M. Hardesty at Cleveland 10/23/11

400 YARDS PASSING

BY SEAHAWKS: 414, M. Hasselbeck vs. Dallas 12/6/04
BY OPPONENTS: 456, B. Roethlisberger vs. Pit 11/29/15

300 YARDS PASSING

BY SEAHAWKS: 345, R. Wilson vs. Pittsburgh 11/29/15
BY OPPONENTS: 456, B. Roethlisberger vs. Pit 11/29/15

200 YARDS RECEIVING

BY SEAHAWKS: 261, S. Largent at Detroit 10/18/87
BY OPPONENTS: 201, M. Wheaton vs. Pittsburgh 11/29/15

100 YARDS RECEIVING

BY SEAHAWKS: 164, D. Baldwin vs. San Francisco 9/25/16
100, J. Graham vs. San Francisco 9/25/16
BY OPPONENTS: 201, M. Wheaton vs. Pittsburgh 11/29/15

10 RECEPTIONS

BY SEAHAWKS: 11-145, M. Williams at Arizona 11/14/10
BY OPPONENTS: 10-130, L. Fitzgerald vs. Arizona 11/15/15

100 YD RUSHER, 300 YD PASSER, 100 YD RECEIVER

BY SEAHAWKS: at Arizona 12/21/14
339 (pass) R. Wilson, 113 (rush) M. Lynch,
113 (rec) D. Baldwin, 139 (rec) L. Willson
BY OPPONENTS: at Houston 9/29/13
355 (pass) M. Schaub, 27-102 (rush) A. Foster,
9-110 (rec) A. Johnson

100 YD RUSHER, 100 YD RECEIVER

BY SEAHAWKS: vs. San Francisco 9/25/16
20-106 (rush) Michael, 8-164 (rec) Baldwin, 6-100 (rec) Graham
BY OPPONENTS: at Houston 9/29/13
27-102 (rush) A. Foster, 9-110 (rec) A. Johnson

TWO 100 YD RECEIVERS, 300 YD PASSER

BY SEAHAWKS: at Arizona 12/21/14
3-139 (rec) Willson, 7-113 (rec) Baldwin, 339 (pass) Wilson
BY OPPONENTS: vs. Arizona 11/15/15
130 (rec) Fitzgerald, 113 (rec) Floyd, 363 (pass) Palmer

100 YD RUSHER, 300 YD PASSER, TWO 100 YD RECEIVERS

BY SEAHAWKS: at Arizona 12/21/14
113 (rush) M. Lynch, 339 (pass) R. Wilson
139 (rec) L. Willson, 113 (rec) D. Baldwin
BY OPPONENTS: at Kansas City 10/29/06
312 (pass) D. Huard, 39-155 (rush) L. Johnson,
6-132 (rec) E. Kennison, 6-116 (rec) T. Gonzalez

FOUR TOUCHDOWNS RUSHING

BY SEAHAWKS: M. Lynch vs. New York Giants 11/9/14
BY OPPONENTS: J. Lewis at Cleveland 11/4/07

THREE TOUCHDOWNS RUSHING

BY SEAHAWKS: M. Lynch (4) vs. New York Giants 11/9/14
BY OPPONENTS: J. Lewis (4) at Cleveland 11/4/07

TWO TOUCHDOWNS RUSHING

BY SEAHAWKS: C. Michael vs. San Francisco 9/25/16
BY OPPONENTS: C. Hyde vs. San Francisco 9/25/16

FIVE TOUCHDOWN PASSES

BY SEAHAWKS: R. Wilson at Baltimore 12/13/15
BY OPPONENTS: J. Freeman at Tampa Bay 12/26/10

FOUR TOUCHDOWN PASSES

BY SEAHAWKS: R. Wilson (5) at Baltimore 12/13/15
BY OPPONENTS: J. Freeman (5) at Tampa Bay 12/26/10

THREE TOUCHDOWN PASSES

BY SEAHAWKS: R. Wilson at Arizona 1/3/16
BY OPPONENTS: C. Palmer vs. Arizona 11/15/15

FOUR TOUCHDOWN RECEPTIONS

BY SEAHAWKS: Daryl Turner at San Diego 9/15/85
BY OPPONENTS: M. Robinson at Baltimore 11/23/03

The Last Time Continued...

THREE TOUCHDOWN RECEPTIONS

BY SEAHAWKS: D. Baldwin at Baltimore 12/13/15
 BY OPPONENTS: A. Gates at San Diego 9/14/14

TWO TOUCHDOWN RECEPTIONS

BY SEAHAWKS: D. Baldwin vs. Cleveland 12/20/15
 BY OPPONENTS: M. Floyd vs. Arizona 11/15/15

PLAYER LED IN BOTH RUSHING AND RECEIVING YDS

BY SEAHAWKS: M. Lynch vs. Oakland 11/2/14
 67 (rushing), 76 (receiving)
 BY OPPONENTS: D. Johnson, Jr. vs. Cleveland 12/20/15
 46 (rushing), 39 (receiving)

FIVE FIELD GOALS

BY SEAHAWKS: S. Hauschka vs. Baltimore 11/13/11
 BY OPPONENTS: J. Carney vs. San Diego 9/21/97

FOUR FIELD GOALS

BY SEAHAWKS: S. Hauschka vs. Chicago 9/27/15
 BY OPPONENTS: D. Bailey at Dallas 11/1/15

THREE FIELD GOALS

BY SEAHAWKS: S. Hauschka vs. San Francisco 9/25/16
 BY OPPONENTS: G. Zuerlein at L.A. Rams 9/18/16

TWO 50-YARD FIELD GOALS

BY SEAHAWKS: S. Hauschka at Arizona (52 & 52) 1/3/16
 BY OPPONENTS: G. Zuerlein at StL (58 & 60) 9/30/12

SAFETY

BY SEAHAWKS: T. McDaniel, tackle vs. GB 9/4/14
 BY OPPONENTS: F. Rucker, tackle, vs. Arizona 11/15/15

KICKOFF RETURN TOUCHDOWN

BY SEAHAWKS: T. Lockett vs. Chicago, 105 yds. 9/27/15
 BY OPPONENTS: C. Patterson at Minn, 101 yds. 12/6/15

PUNT RETURN TOUCHDOWN

BY SEAHAWKS: T. Lockett at St. Louis, 57 yds. 9/13/15
 BY OPPONENTS: T. Austin at St. Louis, 75 yds. 9/13/15

INTERCEPTION RETURN TOUCHDOWN

BY SEAHAWKS: B. Irvin vs. St. Louis, 49 yards 12/28/14
 BY OPPONENTS: C. Munnerlyn at Car, 33 yards 10/7/12

FUMBLE RETURN TOUCHDOWN

BY SEAHAWKS: B. Wagner vs. Arizona, 22 yds. 11/15/15
 BY OPPONENTS: A. Ayers vs. St. Louis, 45 yards 12/27/15

BLOCKED PUNT RETURN TOUCHDOWN

BY SEAHAWKS: M. Morgan vs. Dallas, 25 yards 10/12/14
 BY OPPONENTS: B. Butler vs. Oakland, 0 yds. 11/2/14

BLOCKED FIELD GOAL RETURN TOUCHDOWN

BY SEAHAWKS: R. Sherman vs. SF, 90 yards 12/23/12
 BY OPPONENTS: D. Howell at IND, 61 yds. 10/6/13

FOUR INTERCEPTIONS

BY SEAHAWKS: None
 BY OPPONENTS: Deron Cherry vs. Kansas City 9/29/85

THREE INTERCEPTIONS

BY SEAHAWKS: M. Trufant vs. Arizona 12/9/07
 BY OPPONENTS: Deron Cherry (4) vs. Kansas City 9/29/85

TWO INTERCEPTIONS

BY SEAHAWKS: R. Sherman at San Francisco 11/27/14
 BY OPPONENTS: A. Bigby at Green Bay 12/27/09

FOUR SACKS

BY SEAHAWKS: C. Clemons vs. Green Bay 9/24/12
 BY OPPONENTS: L. O'Neal vs. San Diego 10/22/95

THREE SACKS

BY SEAHAWKS: M. Bennett (3.5) at San Francisco 10/22/15
 BY OPPONENTS: W. Hayes vs. St. Louis 12/27/15

10+ PUNTS

BY SEAHAWKS: 10, J. Ryan at Chicago 10/17/10
 BY OPPONENTS: 10, P. O'Donnell vs. Chicago 9/27/15

PUNT BLOCKED

BY SEAHAWKS: D. Shead vs. Arizona 11/23/14
 BY OPPONENTS: D. Autry vs. Oakland 11/2/14

FIELD GOAL BLOCKED

BY SEAHAWKS: C. Marsh vs. Miami 9/11/16
 BY OPPONENTS: D. Irving at Dallas 11/1/15

PAT BLOCKED

BY SEAHAWKS: R. Bryant vs. Washington 11/27/11
 BY OPPONENTS: J. Jones vs. Miami 9/11/16

PAT MISSED

BY SEAHAWKS: S. Hauschka vs. Miami (blocked) 9/11/16
 BY OPPONENTS: C. Catanzaro at Arizona 1/3/16

FAKE PAT KICK

BY SEAHAWKS: Feagles vs. Oakland, no good 12/16/00
 BY OPPONENTS: None

FAKE PUNT

BY SEAHAWKS: at Buffalo (in Toronto), successful 12/16/12
 BY OPPONENTS: at St. Louis, successful 10/19/14

FAKE FIELD GOAL

BY SEAHAWKS: at Washington, successful 10/6/14
 BY OPPONENTS: vs. Pittsburgh, unsuccessful 11/29/15

ON-SIDE KICK

BY SEAHAWKS: vs. St. Louis, unsuccessful 12/27/15
 BY OPPONENTS: vs. San Francisco, unsuccessful 9/25/16

TWO POINT CONVERSION

BY SEAHAWKS: vs. Pittsburgh, unsuccessful 11/29/15
 BY OPPONENTS: vs. San Francisco, successful 9/25/16

Drive Chart

Seahawks Drives Ended By...

Date	Teams	Drives	3/Out	TD	FG	FGA	Pnt	Dwn	Trn	Saf	Clk	Points	Pts/Drv	Eff
9/11	Seattle	12	3	1	2	2	6	1	2	0	0	12	1.0	0.250
	Miami	12	6	1	1	2	7	1	0	0	1	10	0.8	0.167
9/18	Seattle	10	2	0	1	1	7	0	1	0	1	3	0.3	0.100
	at L.A. Rams	10	3	0	3	3	6	0	0	0	1	9	0.9	0.300
9/25	Seattle	13	4	4	3	3	2	0	2	0	2	37	2.8	0.538
	San Francisco	12	6	2	1	2	7	0	1	0	0	18	1.5	0.250
10/2	Seattle													
	at N.Y. Jets													
10/16	Seattle													
	Atlanta													
10/23	Seattle													
	at Arizona													
10/30	Seattle													
	at New Orleans													
11/7	Seattle													
	Buffalo													
11/13	Seattle													
	at New England													
11/20	Seattle													
	Philadelphia													
11/27	Seattle													
	at Tampa Bay													
12/4	Seattle													
	Carolina													
12/11	Seattle													
	at Green Bay													
12/15	Seattle													
	L.A. Rams													
12/24	Seattle													
	Arizona													
1/1	Seattle													
	at San Francisco													
Totals	Seahawks	35	9	5	6	6	15	1	5	0	3	52	1.5	0.314
	Opponents	34	15	3	5	7	20	1	1	0	2	37	1.1	0.235

Drive Breakdown

Seahawks Longest Drives

Most Plays

Date	Opponent	# of Plays	Net Yards	Time	Result
09/18/16	at L.A. Rams	14	76	7:08	Field Goal
09/11/16	vs. Miami	14	75	3:37	Touchdown
09/25/16	vs. San Francisco	14	62	8:24	Touchdown
09/11/16	vs. Miami	12	46	6:08	Field Goal
09/11/16	vs. Miami	10	72	1:52	Field Goal

Most Net Yards

Date	Opponent	Net Yards	# of Plays	Time	Result
09/18/16	at L.A. Rams	76	14	7:08	Field Goal
09/11/16	vs. Miami	75	14	3:37	Touchdown
09/25/16	vs. San Francisco	75	3	0:43	Touchdown
09/25/16	vs. San Francisco	73	4	1:48	Touchdown
09/11/16	vs. Miami	72	10	1:52	Field Goal

Longest Time of Possession

Date	Opponent	Time	Net Yards	# of Plays	Result
09/25/16	vs. San Francisco	8:24	62	14	Touchdown
09/18/16	at L.A. Rams	7:08	76	14	Field Goal
09/11/16	vs. Miami	6:08	46	12	Field Goal
09/18/16	at L.A. Rams	4:36	38	8	Punt
09/25/16	vs. San Francisco	4:10	25	7	Interception

Opponents Longest Drives

Most Plays

Date	Team	# of Plays	Net Yards	Time	Result
09/25/16	vs. San Francisco	11	75	5:03	Touchdown
09/18/16	at L.A. Rams	10	47	4:38	Punt
09/11/16	vs. Miami	10	27	4:12	Missed FG
09/18/16	at L.A. Rams	9	70	3:15	Field Goal
09/18/16	at L.A. Rams	9	58	4:28	Field Goal

Most Net Yards

Date	Team	Net Yards	# of Plays	Time	Result
09/11/16	vs. Miami	86	7	3:01	Touchdown
09/25/16	vs. San Francisco	75	11	5:03	Touchdown
09/18/16	at L.A. Rams	70	9	3:15	Field Goal
09/11/16	vs. Miami	63	7	4:02	Downs
09/18/16	at L.A. Rams	58	9	4:28	Field Goal

Longest Time of Possession

Date	Team	Time	Net Yards	# of Plays	Result
09/25/16	vs. San Francisco	5:03	75	11	Touchdown
09/18/16	at L.A. Rams	4:38	47	10	Punt
09/18/16	at L.A. Rams	4:32	45	8	Punt
09/18/16	at L.A. Rams	4:28	58	9	Field Goal
09/18/16	at L.A. Rams	4:22	54	9	Field Goal

Inside 20

Date	Teams	Scores/ Trips	TD	FG/ Att	Points	Int	Fum	Downs	Clock
9/11	Seattle	2 / 2	1	1 / 1	9	0	0	0	0
	Miami	1 / 3	1	0 / 1	7	0	0	1	0
9/18	Seattle	1 / 1	0	1 / 1	3	0	0	0	0
	at L.A. Rams	1 / 1	0	1 / 1	3	0	0	0	0
9/25	Seattle	6 / 6	3	3 / 3	30	0	0	0	0
	San Francisco	3 / 3	2	1 / 1	18	0	0	0	0
10/2	Seattle								
	at N.Y. Jets								
10/16	Seattle								
	Atlanta								
10/23	Seattle								
	at Arizona								
10/30	Seattle								
	at New Orleans								
11/7	Seattle								
	Buffalo								
11/13	Seattle								
	at New England								
11/20	Seattle								
	Philadelphia								
11/27	Seattle								
	at Tampa Bay								
12/4	Seattle								
	Carolina								
12/11	Seattle								
	at Green Bay								
12/15	Seattle								
	L.A. Rams								
12/24	Seattle								
	Arizona								
1/1	Seattle								
	at San Francisco								
Totals	Seahawks	9 / 9	4	5 / 5	42	0	0	0	0
	Opponents	5 / 7	3	2 / 3	28	0	0	1	0

Third Down Efficiency

Yards to go...

Date	Teams	1	2	3	4	5	6	7	8	9	10+	Total	Pct.
9/11	Seattle	2 / 3	0 / 1	0 / 1	1 / 3	0 / 1	1 / 2	0 / 0	0 / 1	0 / 1	1 / 3	5 / 16	31%
	Miami	0 / 0	0 / 0	0 / 0	0 / 0	1 / 3	1 / 3	0 / 2	0 / 1	0 / 0	1 / 5	3 / 14	21%
9/18	Seattle	1 / 1	1 / 1	0 / 0	0 / 0	1 / 2	0 / 0	0 / 1	0 / 1	0 / 1	1 / 6	4 / 13	31%
	at L.A. Rams	1 / 1	1 / 1	0 / 1	0 / 0	0 / 1	0 / 1	0 / 2	1 / 1	0 / 0	0 / 4	3 / 12	25%
9/25	Seattle	3 / 4	0 / 1	0 / 0	0 / 1	0 / 1	2 / 2	0 / 0	0 / 0	0 / 0	4 / 5	9 / 14	64%
	San Francisco	0 / 0	1 / 1	1 / 2	0 / 5	1 / 1	1 / 2	0 / 1	0 / 1	0 / 0	0 / 2	4 / 15	27%
10/2	Seattle												
	at N.Y. Jets												
10/16	Seattle												
	Atlanta												
10/23	Seattle												
	at Arizona												
10/30	Seattle												
	at New Orleans												
11/7	Seattle												
	Buffalo												
11/13	Seattle												
	at New England												
11/20	Seattle												
	Philadelphia												
11/27	Seattle												
	at Tampa Bay												
12/4	Seattle												
	Carolina												
12/11	Seattle												
	at Green Bay												
12/15	Seattle												
	L.A. Rams												
12/24	Seattle												
	Arizona												
1/1	Seattle												
	at San Francisco												
Totals	Seahawks	6 / 8	1 / 3	0 / 1	1 / 4	1 / 4	3 / 4	0 / 1	0 / 2	0 / 2	6 / 14	18 / 43	42%
	Opponents	1 / 1	2 / 2	1 / 3	0 / 5	2 / 5	2 / 6	0 / 5	1 / 3	0 / 0	1 / 11	10 / 41	24%

Passer Ratings

Date	Teams	Attempts	Completions	Pct.	Yards	TD	INT	Rating
9/11	Seattle	43	27	63%	258	1	1	77.5
	Miami	29	16	55%	186	0	0	74.8
9/18	Seattle	35	22	63%	254	0	0	84.7
	at L.A. Rams	30	18	60%	239	0	0	85.3
9/25	Seattle	32	22	69%	308	2	1	107.3
	San Francisco	25	14	56%	119	0	1	51.9
10/2	Seattle							
	at N.Y. Jets							
10/16	Seattle							
	Atlanta							
10/23	Seattle							
	at Arizona							
10/30	Seattle							
	at New Orleans							
11/7	Seattle							
	Buffalo							
11/13	Seattle							
	at New England							
11/20	Seattle							
	Philadelphia							
11/27	Seattle							
	at Tampa Bay							
12/4	Seattle							
	Carolina							
12/11	Seattle							
	at Green Bay							
12/15	Seattle							
	L.A. Rams							
12/24	Seattle							
	Arizona							
1/1	Seattle							
	at San Francisco							
Totals	Seahawks	110	71	65%	820	3	2	88.4
	Opponents	84	48	57%	544	0	1	71.7

Superlatives

Overall	2 / 1	When Leading at Halftime	2 / 0
Home	2 / 0	When Trailing at Halftime	0 / 1
Road	0 / 1	When Leading After 3 Quarters	2 / 0
By Month		When Trailing After 3 Quarters	0 / 1
September	2 / 1	When Tied After 3 Quarters	0 / 0
October	0 / 0	When Scoring...	
November	0 / 0	First	2 / 0
December	0 / 0	Less than 20	1 / 1
January	0 / 0	20+	1 / 0
Turf		When Outrushing Opponents	1 / 1
Artificial	2 / 0	When + in Time of Possession	2 / 1
Natural	0 / 1	When - in Time of Possession	0 / 0
Indoors	0 / 0	When = in Time of Possession	0 / 0
Vs. AFC	1 / 0	When + in Takeaway/Giveaway	0 / 0
North	0 / 0	When - in Takeaway/Giveaway	2 / 1
West	0 / 0	When = in Takeaway/Giveaway	0 / 0
East	1 / 0	With a 100-Yard Rusher	1 / 0
South	0 / 0	With a 100-Yard Receiver	1 / 0
Vs. NFC	1 / 1	With a 300-Yard Passer	0 / 0
North	0 / 0	Versus a 100-Yard Rusher	1 / 0
West	1 / 1	Versus a 100-Yard Receiver	0 / 0
East	0 / 0	Versus a 300-Yard Passer	0 / 0
South	0 / 0		

Weekly Team Rankings

NFL

NFC

Week	OFFENSE			DEFENSE			Week	OFFENSE			DEFENSE		
	Total	Rush	Pass	Total	Rush	Pass		Total	Rush	Pass	Total	Rush	Pass
1	14	13	16	3	5T	3	1	7	6	8	2	3T	2
2	26	18	21	1	3	4	2	11	8	11	1	2	1
3	19	15	13	1	9	2	3	11	6	8	1	5	1
4							4						
5							5						
6							6						
7							7						
8							8						
9							9						
10							10						
11							11						
12							12						
13							13						
14							14						
15							15						
16							16						
17							17						

T = Tied for position

Italics = Bye week

Individual Highs

SCORING

(non kicker)

POINTS	Seahawks: 12 C. Michael vs. San Francisco	9/25
	Opponents: 12 C. Hyde vs. San Francisco	9/25

LONGEST TD	Seahawks: 41 C. Michael vs. San Francisco	9/25
	Opponents: 8 2 times (C. Hyde vs. San Francisco)	9/25

RUSHING

ATTEMPTS	Seahawks: 20 C. Michael vs. San Francisco	9/25
	Opponents: 21 C. Hyde vs. San Francisco	9/25

YARDS	Seahawks: 106 C. Michael vs. San Francisco	9/25
	Opponents: 103 C. Hyde vs. San Francisco	9/25

LONGEST, NO TD	Seahawks: 16 C. Michael at Los Angeles	9/18
	Opponents: 34 C. Hyde vs. San Francisco	9/25

TOUCHDOWNS	Seahawks: 2 C. Michael vs. San Francisco	9/25
	Opponents: 2 C. Hyde vs. San Francisco	9/25

LONGEST TD	Seahawks: 41 C. Michael vs. San Francisco	9/25
	Opponents: 8 C. Hyde vs. San Francisco	9/25

PASSING

ATTEMPTS	Seahawks: 43 Wilson vs. Miami	9/11
	Opponents: 30 C. Keenum at Los Angeles	9/18

COMPLETIONS	Seahawks: 27 R. Wilson vs. Miami	9/11
	Opponents: 18 C. Keenum at Los Angeles	9/18

YARDS	Seahawks: 258 R. Wilson vs. Miami	9/11
	Opponents: 239 C. Keenum at Los Angeles	9/18

COMPLETION PCT.	Seahawks: 65.2 R. Wilson vs. San Francisco	9/25
	Opponents: 60.0 C. Keenum at Los Angeles	9/18

LONGEST, NO TD	Seahawks: 59 R. Wilson vs. San Francisco	9/25
	Opponents: 44 C. Keenum at Los Angeles	9/18

PASSER RATING	Seahawks: 114.9 R. Wilson vs. San Francisco	9/25
	Opponents: 85.3 C. Keenum at Los Angeles	9/18

TOUCHDOWNS	Seahawks: 1 3 Times (Last: Wilson & Boykin vs. SF)	9/25
	Opponents: None	

LONGEST TD	Seahawks: 18 R. Wilson vs. San Francisco	9/25
	Opponents: None	

INTERCEPTIONS	Seahawks: 1 2 times (Last: Boykin vs. San Fran)	9/25
	Opponents: 1 B. Gabbert vs. San Francisco	9/25

RECEIVING

RECEPTIONS	Seahawks: 9 D. Baldwin vs. Miami	9/11
	Opponents: 7 J. Landry vs. Miami	9/11

YARDS	Seahawks: 164 D. Baldwin vs. San Francisco	9/25
	Opponents: 94 K. Britt at Los Angeles	9/18

LONGEST, NO TD	Seahawks: 59 D. Baldwin vs. San Francisco	9/25
	Opponents: 50 A. Foster vs. Miami	9/11

TOUCHDOWNS	Seahawks: 1 3 times (Last: Baldwin & Graham vs. SF)	9/25
	Opponents: None	

LONGEST TD	Seahawks: 18 J. Graham vs. San Francisco	9/25
	Opponents: None	

INTERCEPTIONS

INTERCEPTIONS	Seahawks: 1 B. Wagner vs. San Francisco	9/25
	Opponents: 1 2 times (Last: N. Bellore vs. SF)	9/25

YARDS	Seahawks: 9 B. Wagner vs. San Francisco	9/25
	Opponents: 9 I. Abdul-Quddus vs. Miami	9/11

LONGEST	Seahawks: 9 B. Wagner vs. San Francisco	9/25
	Opponents: 9 I. Abdul-Quddus vs. Miami	9/11

TOUCHDOWNS	Seahawks: None	
	Opponents: None	

PUNT RETURNS

RETURNS	Seahawks: 3 2 times (Last: T. Lockett vs. SF)	9/25
	Opponents: 3 2 times (Last: T. Austin at L.A.)	9/18

FAIR CATCHES	Seahawks: 4 T. Lockett at Los Angeles	9/18
	Opponents: 2 J. Landry vs. Miami	9/11

YARDS	Seahawks: 70 T. Lockett vs. San Francisco	9/25
	Opponents: 20 B. Pinion vs. San Francisco	9/25

LONGEST	Seahawks: 62 T. Lockett vs. San Francisco	9/25
	Opponents: 20 B. Pinion vs. San Francisco	9/25

TOUCHDOWNS	Seahawks: None	
	Opponents: None	

KICKOFF RETURNS

RETURNS	Seahawks: 1 3 times (Last: Willson & Richardson vs. S)	9/25
	Opponents: 2 J. Grant vs. Miami	9/11

YARDS	Seahawks: 20 P. Richardson at Los Angeles	9/18
	Opponents: 67 J. Grant vs. Miami	9/11

LONGEST	Seahawks: 20 P. Richardson at Los Angeles	9/18
	Opponents: 45 J. Grant vs. Miami	9/11

TOUCHDOWNS	Seahawks: None	
	Opponents: None	

Top Performances

Seattle:

100 Yards Rushing							
Player	Game	Date	Att.	Yds	Avg.	LG	TD
Christine Michael	vs. SF	9/25	20	106	5.3	41t	2

300 Yards Passing							
Player	Game	Date	Att.	Comp.	Yds.	TD	Int
None							

100 Yards Receiving							
Player	Game	Date	No.	Yds.	LG	TD	
Doug Baldwin	vs. SF	9/25	8	164	59	1	
Jimmy Graham	vs. SF	9/25	6	100	40	1	

Multi-Sack Games			
Player	Game	Date	No.
Frank Clark	at L.A.	9/18	2.0

Opponents:

100 Yards Rushing							
Player	Game	Date	Att.	Yds	Avg.	LG	TD
Carlos Hyde	vs. SF	9/25	21	103	4.9	34	2

300 Yards Passing							
Player	Game	Date	Att.	Comp.	Yds.	TD	Int
None							

100 Yards Receiving							
Player	Game	Date	No.	Yds.	LG	TD	

Multi-Sack Games			
Player	Game	Date	No.
None			

Miscellaneous Statistics

DRIVE ENGINEERING

QB	Drives		Drives Ended By...								POINTS	POINTS	DRIVE
	Started	TD	FG	FGA	Punt	Down	Trn	Saf	Gm	Hlf	Yld	Drive	Eff
R. Wilson	31	4	5	5	15	1	4	0	0	2	42	1.4	0.290
T. Boykin	4	1	1	1	0	0	1	0	1	0	10	2.5	0.500
SEATTLE	35	5	6	6	15	1	5	0	1	2	52	1.5	0.314
OPPONENTS	34	3	5	7	20	1	1	0	2	0	37	1.1	0.235

YARDS GAINED BY DOWN

TEAM	1st Down			2nd Down			3rd Down			4th Down			Season		
	Att	Yds	Avg	Att	Yds	Avg	Att	Yds	Avg	Att	Yds	Avg	Att	Yds	Avg
SEATTLE	87	423	4.9	71	355	5.0	43	269	6.3	3	29	9.7	204	1076	5.3
OPPONENTS	71	345	4.9	54	224	4.1	41	177	4.3	2	5	2.5	168	751	4.5

FIRST DOWN TENDENCIES

TEAM	Rushing			Passing			Overall			Times Gained...			
	Plays	Yds	Avg	Plays	Yds	Avg	Plays	Yds	Avg	10+	5+	0	Neg
SEATTLE	43	162	3.8	44	261	5.9	87	423	4.9	39	46	53	19
OPPONENTS	42	158	3.8	29	187	6.4	71	345	4.9	25	30	43	20

THIRD DOWN EFFICIENCY

TEAM	3rd Down Situation											TOTAL	PCT
	1	2	3	4	5	6	7	8	9	10+			
SEATTLE	6 / 8	1 / 3	0 / 1	1 / 4	1 / 4	3 / 4	0 / 1	0 / 2	0 / 2	6 / 14	18 / 43	41.9%	
OPPONENTS	1 / 1	2 / 2	1 / 3	0 / 5	2 / 5	2 / 6	0 / 5	1 / 3	0 / 0	1 / 11	10 / 41	24.4%	

INSIDE THE 20

	NO	TD	FG	FGA	Int	Fmb	Down	Game	Half	Points
SEATTLE	9	4	5	5	0	0	0	0	0	42
OPPONENTS	7	3	2	3	0	0	1	0	0	28

GOAL-TO-GO

	NO	TD	FG	FGA	Int	Fmb	Down	Game	Half	Points
SEATTLE	3	1	2	2	0	0	0	0	0	12
OPPONENTS	3	1	1	2	0	0	0	0	0	10

TAKEAWAYS / GIVEAWAYS

	NO	Resulting in...	TD	FG	FGA	Saf	Int	Fmb	Punt	Down	Gm	Half	Points
TAKEAWAYS	1		0	1	1	0	0	0	0	0	0	0	3
	NO	Resulting in...	TD	FG	FGA	Saf	Int	Fmb	Punt	Down	Gm	Half	Points
GIVEAWAYS	5		1	2	3	0	0	0	0	0	1	0	14

KICKOFF ANALYSIS

	Total	Return	Touchback	Squib	Onside	Out-of-Bounds	FC	Avg Opp Start
S. Hauschka	13	4	9	0	0	0	0	25.7
TOTAL	13	4	9	0	0	0	0	25.7
OPPONENTS	11	3	8	0	1	0	0	24.1

Takeaways/Giveaways

Date	Opponent	Takeaways		Giveaways		+/-
		Fumbles	Interceptions	Fumbles	Interceptions	
9/11	Miami	0	0	1	1	- 2
9/18	at L.A. Rams	0	0	1	0	- 1
9/25	San Francisco	0	1	1	1	- 1
10/2	at N.Y. Jets					
10/16	Atlanta					
10/23	at Arizona					
10/30	at New Orleans					
11/7	Buffalo					
11/13	at New England					
11/20	Philadelphia					
11/27	at Tampa Bay					
12/4	Carolina					
12/11	at Green Bay					
12/15	L.A. Rams					
12/24	Arizona					
1/1	at San Francisco					
Totals		0	1	3	2	-4

Longest Plays

Passes 20+ Yards <i>(Top 5 in bold)</i>		TOP 5	Runs 10+ Yards <i>(Top 5 in bold)</i>	
9/11 Miami		Passes	9/11 Miami	
Russell Wilson to Jermaine Kearse	24	59	Christine Michael	12
Russell Wilson to Doug Baldwin	22	53	Christine Michael	11
		40		
9/18 at Los Angeles		35	9/18 at Los Angeles	
Russell Wilson to Tyler Lockett	53	34	Christine Michael	16
Russell Wilson to Tyler Lockett	35		Christine Michael	12
			Christine Michael	11
9/25 San Francisco		Runs	Christine Michael	10
Russell Wilson to Doug Baldwin	59	41t	9/25 San Francisco	
Russell Wilson to Jimmy Graham	40	16	Christine Michael	41t
Russell Wilson to Doug Baldwin	34	12	Christine Michael	12
Trevone Boykin to Doug Baldwin	23	12		
		12		



56

CLIFF AVRIL

DEFENSIVE END

Height 6-3
 Weight 260
 College Purdue
 Seasons NFL 9th, Seahawks 4th
 Born April 8, 1986
 Hometown Green Cove Springs, Fla.

AVRIL'S 2016 SEASON

AVRIL'S 2016 GAME-BY-GAME

Game	G/S	T	S	A	QB	Yds.	QH	Int.	Yds.	PD	FF	FR	Yds.
Miami (9/11)	1/1	2	2	0	1.0	8.0	2	0	0	0	0	0	0
at LA (9/18)	1/1	1	0	1	0.0	0.0	0	0	0	0	0	0	0
SF (9/25)	1/1	3	0	3	0.0	0.0	0	0	0	0	0	0	0
Totals	3/3	6	2	4	1.0	8.0	2	0	0	0	0	0	0

AVRIL'S NFL RECORD

Club	G/S	Tackles			Sacks		Interceptions								
		Tkl	So	Ast	QB	Yds	No	Yds	Avg	LG	TD	PD	FF	FR	Yds
2008 Detroit	15/4	22	17	5	5.0	30.0	0	0	0.0	0	0	0	4	1	10
2009 Detroit	13/11	40	26	14	5.5	37.5	0	0	0.0	0	0	3	3	0	0
2010 Detroit	13/13	31	22	9	8.5	61.0	0	0	0.0	0	0	5	1	1	10
2011 Detroit	16/16	36	29	7	11.0	92.0	1	4	4.0	4t	1	4	6	3	24
2012 Detroit	16/16	34	27	7	9.5	67.0	0	0	0.0	0	0	1	2	0	0
2013 Seattle	15/2	20	14	6	8.0	43.5	0	0	0.0	0	0	4	5	1	0
2014 Seattle	16/16	23	16	7	5.0	28.5	0	0	0.0	0	0	1	1	1	0
2015 Seattle	16/16	47	31	16	9.0	64.0	0	0	0.0	0	0	7	2	0	0
2016 Seattle	3/3	6	2	4	1.0	8.0	0	0	0.0	0	0	0	0	0	0
NFL TOTALS	123/97	259	184	75	62.5	431.5	1	4	4.0	4t	1	25	24	7	44

POSTSEASON

Club	G/S	Tackles			Sacks		Interceptions								
		Tkl	So	Ast	QB	Yds	No	Yds	Avg	LG	TD	PD	FF	FR	Yds
2011 Detroit	1/1	2	1	1	0.5	3.0	0	0	0.0	0	0	0	0	0	0
2013 Seattle	3/1	5	4	1	1.5	10.0	0	0	0.0	0	0	3	2	0	0
2014 Seattle	3/3	7	5	2	2.0	15.0	0	0	0.0	0	0	0	0	0	0
2015 Seattle	2/2	8	7	1	1.0	6.0	0	0	0.0	0	0	0	0	0	0
NFL TOTALS	9/7	22	17	5	5.0	34.0	0	0	0.0	0	0	3	2	0	0

AVRIL'S SINGLE-GAME HIGHS

Tackles: 8, vs. Minnesota (12/12/11) **FF:** 2, at Denver (10/30/11)
Sacks: 3.0, vs. Chicago (12/5/10) **FR:** 1, 7 Times, Last at Carolina (10/26/14)
INT: 1, vs. San Diego (12/24/11) **FR TD:** 1, at Denver (10/30/11)
INT TD: 1, vs. San Diego (12/24/11)

ADDITIONAL STATS

Special Teams Tackles: 2008 (1), 2009 (1), 2010 (1); **Career:** (3).



72

MICHAEL BENNETT

DEFENSIVE END

Height 6-4
 Weight 274
 College Texas A&M
 Seasons NFL 8th, Seahawks 4th
 Born November 13, 1985
 Hometown Alief, Texas

BENNETT'S NFL RECORD

Club	G/S	Tackles			Sacks		Interceptions					FF	FR	Yds	
		Tkl	So	Ast	QB	Yds	No	Yds	Avg	LG	TD				PD
2009 Tampa Bay	7/0	5	4	1	1.0	5.0	0	0	0.0	0	0	0	0	0	0
2010 Tampa Bay	13/2	21	14	7	1.0	2.0	0	0	0.0	0	0	0	0	0	0
2011 Tampa Bay	14/10	47	32	15	4.0	25.0	0	0	0.0	0	0	0	1	2	0
2012 Tampa Bay	16/16	41	34	7	9.0	57.0	0	0	0.0	0	0	2	3	0	0
2013 Seattle	16/3	31	17	14	8.5	59.5	0	0	0.0	0	0	0	1	1	22
2014 Seattle	16/16	39	27	12	7.0	38.0	0	0	0.0	0	0	0	1	0	0
2015 Seattle	16/16	52	33	19	10.0	61.0	0	0	0.0	0	0	0	2	0	0
2016 Seattle	3/3	13	8	5	2.0	18.0	0	0	0.0	0	0	0	0	0	0
NFL TOTALS	101/66	249	169	80	42.5	265.5	0	0	0.0	0	0	2	8	3	22

POSTSEASON

Club	G/S	Tackles			Sacks		Interceptions					FF	FR	Yds	
		Tkl	So	Ast	QB	Yds	No	Yds	Avg	LG	TD				PD
2013 Seattle	3/1	11	6	5	1.5	4.0	0	0	0.0	0	0	0	2	2	17
2014 Seattle	3/3	9	5	4	0.0	0.0	0	0	0.0	0	0	0	0	0	0
2015 Seattle	2/2	10	7	3	0.0	0.0	0	0	0.0	0	0	2	1	0	0
NFL TOTALS	8/7	30	18	12	1.5	4.0	0	0	0.0	0	0	2	3	2	17

BENNETT'S SINGLE-GAME HIGHS

Tackles: 6, 2 Times, Last vs. Miami (9/11/16) **FF:** 1, 8 Times, Last vs. Cleveland (12/20/15)
Sacks: 3.5, at San Francisco (10/22/15) **FR:** 1, 3 Times, Last vs. New Orleans (12/2/13)
TDs: 1, 22 yd FR vs. New Orleans (12/2/13)

BENNETT'S 2016 SEASON

Mia (9/11): Tied a career high with six tackles, including a sack. **at LA (9/18):** Had four tackles, including a sack in consecutive games.

BENNETT'S 2016 GAME-BY-GAME

Game	G/S	T	S	A	QB	Yds.	QH	Int.	Yds.	PD	FF	FR	Yds.
Miami (9/11)	1/1	6	2	4	1.0	9.0	3	0	0	0	0	0	0
at LA (9/18)	1/1	4	4	0	1.0	9.0	2	0	0	0	0	0	0
SF (9/25)	1/1	3	2	1	0.0	0.0	1	0	0	0	0	0	0
Totals	3/3	13	8	5	2.0	18.0	6	0	0	0	0	0	0



2

TREVONE BOYKIN

QUARTERBACK

Height	6-0
Weight	213
College	TCU
Seasons	Rookie
Born	August 22, 1993
Hometown	Dallas, Texas

BOYKIN'S 2016 SEASON


Mia (9/11): Active, but did not play. **at LA (9/18):** Active, but did not play. **SF (9/25):** Saw first-career action after Russell Wilson injured his knee mid-third quarter. Also passed for first-career TD to Doug Baldwin.

BOYKIN'S GAME-BY-GAME

2016		PASSING									
Date	Opponent	P/S	Att	Com	Yds	Pct	TD	Int	LG	Sacked	W/L Rating
Games 1-2			Did Not Play								
09/25	San Francisco	1/0	9	7	65	77.8	1	1	23	0/0	94.2
TOTALS		(1/0)	9	7	65	77.8	1	1	23	0/0	94.2

W/L record reflects games started only

2016		RUSHING					
Date	Opponent	P/S	Att	Yds	Avg	LG	TD
Games 1-2			Did Not Play				
09/25	San Francisco	1/0	2	-2	-1.0	0	0
TOTALS		(1/0)	2	-2	-1.0	0	0



68

JUSTIN BRITT

CENTER


Height	6-6
Weight	315
College	Missouri
Seasons	NFL 3rd, Seahawks 3rd
Born	May 29, 1991
Hometown	Lebanon, Missouri

BRITT'S 2016 SEASON

Mia (9/11): Made first-career start at center.

BRITT'S NFL RECORD

Year	Team	GP/GS	Postseason
2014	Seattle	16/16	2/2
2015	Seattle	16/16	2/2
2016	Seattle	3/3	
NFL TOTALS		35/35	4/4



31

KAM CHANCELLOR

SAFETY

Height 6-3
 Weight 225
 College Virginia Tech
 Seasons NFL 7th, Seahawks 7th
 Born April 3, 1988
 Hometown Norfolk, Virginia

CHANCELLOR'S NFL RECORD

Club	G/S	Tackles			Sacks		Interceptions								
		Tkl	So	Ast	QB	Yds	No	Yds	Avg	LG	TD	PD	FF	FR	Yds
2010 Seattle	16/0	12	10	2	1.0	3.0	0	0	0.0	0	0	1	0	0	0
2011 Seattle	15/15	94	73	21	1.0	10.0	4	27	6.7	9	0	13	1	1	0
2012 Seattle	16/16	94	71	23	0.0	0.0	0	0	0.0	0	0	5	1	1	0
2013 Seattle	16/16	93	61	32	0.0	0.0	3	78	26.0	32	0	6	1	0	0
2014 Seattle	14/14	76	58	18	0.0	0.0	1	52	52.0	52	0	6	1	0	0
2015 Seattle	11/11	74	44	30	0.0	0.0	2	6	3.0	6	0	4	1	0	0
2016 Seattle	3/3	20	12	8	0.0	0.0	0	0	0.0	0	0	1	0	0	0
NFL TOTALS	91/75	463	329	134	2.0	13.0	10	163	16.3	52	0	36	5	2	0

POSTSEASON

Club	G/S	Tackles			Sacks		Interceptions								
		Tkl	So	Ast	QB	Yds	No	Yds	Avg	LG	TD	PD	FF	FR	Yds
2010 Seattle	2/0	0	0	0	0.0	0.0	0	0	0.0	0	0	0	0	0	0
2012 Seattle	2/2	9	4	5	0.0	0.0	0	0	0.0	0	0	0	0	0	0
2013 Seattle	3/3	34	14	20	0.0	0.0	2	2	1.0	2	0	6	0	0	0
2014 Seattle	3/3	25	19	6	0.0	0.0	1	90	90.0	90t	1	1	0	0	0
2015 Seattle	2/1	8	4	4	0.0	0.0	0	0	0.0	0	0	1	1	0	0
NFL TOTALS	12/9	76	41	35	0.0	0.0	3	92	30.7	90t	1	8	1	0	0

CHANCELLOR'S SINGLE-GAME HIGHS

Tackles: 19* vs. Arizona (11/15/15) **FF:** 1, 5 Times, Last vs. Detroit (10/5/15)
Sacks: 1, 2 Times, Last at Cleveland (10/23/11) **FR:** 1, 2 Times, Last vs. San Francisco (12/23/12)
Interceptions: 1, 10 Times, Last vs. Pittsburgh (11/29/15)

ADDITIONAL STATS

Special Teams Tackles: 2010 (11, FF), 2011 (3, FF), 2012 (6, FR) 2013 (6), 2014 (2), 2015 (2);
Career: 30, 2 FF, 1 FR.
Postseason: 2010 (1), 2012 (1), 2014 (1), 2015 (1); **Career: (4).**

* Club Record

CHANCELLOR'S 2016 SEASON

Mia (9/11): Had a key fourth-down tackle when the Dolphins decided to go for it instead of taking a field goal attempt. **SF (9/25):** Led team with eight tackles (5 solo).

CHANCELLOR'S 2016 GAME-BY-GAME

Game	G/S	T	S	A	QB	Yds.	QH	Int.	Yds.	PD	FF	FR	Yds.
Miami (9/11)	1/1	7	3	4	0.0	0.0	0	0	0	0	0	0	0
at LA (9/18)	1/1	5	4	1	0.0	0.0	0	0	0	0	0	0	0
SF (9/25)	1/1	8	5	3	0.0	0.0	0	0	0	1	0	0	0
Totals	3/3	20	12	8	0.0	0.0	0	0	0	1	0	0	0



55

FRANK CLARK

DEFENSIVE END

Height	6-3
Weight	260
College	Michigan
Seasons	NFL 2nd, Seahawks 2nd
Born	June 14, 1993
Hometown	Cleveland, Ohio



36

ALEX COLLINS

RUNNING BACK

Height	5-10
Weight	217
College	Arkansas
NFL Seasons	Rookie
Born	August 26, 1994
Hometown	Ft. Lauderdale, Fla.

CLARK'S NFL RECORD

Club	G/S	Tackles			Sacks		Interceptions					FF	FR	Yds	
		Tkl	So	Ast	QB	Yds	No	Yds	Avg	LG	TD				PD
2015 Seattle	15/0	16	15	1	3.0	16.0	0	0	0.0	0	0	2	1	0	0
2016 Seattle	3/0	9	4	5	3.0	19.0	0	0	0.0	0	0	0	0	0	0
NFL TOTALS	18/0	25	19	6	6.0	35.0	0	0	0.0	0	0	2	1	0	0

POSTSEASON															
Club	G/S	Tackles			Sacks		Interceptions					FF	FR	Yds	
		Tkl	So	Ast	QB	Yds	No	Yds	Avg	LG	TD				PD
2015 Seattle	2/0	3	2	1	1.0	10.0	0	0	0.0	0	0	1	0	0	0
NFL TOTALS	2/0	3	2	1	1.0	10.0	0	0	0.0	0	0	1	0	0	0

COLLINS' 2016 SEASON

Mia (9/11): Inactive. at LA (9/18): Saw first action of career.

2016	Opponent	-----Rushing-----					-----Receiving-----					Total
		Att	Yds	Avg	LG	TD	Rec	Yds	Avg	LG	TD	
09/11	Miami	Inactive										
09/18	at L.A.	2	0	0.0	0	0	0	0	0.0	0	0	0
09/25	San Francisco	4	12	3.0	4	0	2	19	9.5	10	0	31
TOTALS (2/0)		6	12	2.0	4	0	2	19	9.5	10	0	31

CLARK'S SINGLE-GAME HIGHS

Tackles: 3, vs. Miami (9/11/16) **FF:** 1, at Baltimore (12/13/15)
Sacks: 2, 2 Times, Last at L.A. (9/18/16) **FR:** None
Interceptions: None

CLARK'S 2016 SEASON

Mia (9/11): Set a career high with three tackles, including a sack. at LA (9/18): Tied a career high with 2.0 sacks.

CLARK'S 2016 GAME-BY-GAME

Game	G/S	T	S	A	QB	Yds.	QH	Int.	Yds.	PD	FF	FR	Yds.
Miami (9/11)	1/1	3	1	2	1.0	8.0	1	0	0	0	0	0	0
at L.A. (9/18)	1/0	4	3	1	2.0	11.0	2	0	0	0	0	0	0
SF (9/25)	1/0	2	0	2	0.0	0.0	1	0	0	0	0	0	0
Totals	3/1	9	4	5	3.0	19.0	4	0	0	0	0	0	0




52

BROCK COYLE

LINEBACKER

Height	6-1
Weight	245
College	Montana
Seasons	NFL 3rd, Seahawks 3rd
Born	October 12, 1990
Hometown	Bozeman, Montana



21

DeANDRE ELLIOTT

CORNERBACK

Height	6-1
Weight	189
College	Colorado State
Seasons	Rookie
Born	November 21, 1992
Hometown	Dallas, Texas

COYLE'S NFL RECORD

Club	G/S	Tackles			Sacks		Interceptions									
		Tkl	So	Ast	QB	Yds	No	Yds	Avg	LG	TD	PD	FF	FR	Yds	
2014 Seattle	15/2	6	4	2	0.0	0.0	0	0	0.0	0	0	0	0	0	0	0
2015 Seattle	8/0	3	2	1	0.0	0.0	0	0	0.0	0	0	0	0	0	0	0
2016 Seattle	3/0	0	0	0	0.0	0.0	0	0	0.0	0	0	0	0	0	0	0
NFL TOTALS	26/2	9	6	3	0.0	0.0	0	0	0.0	0	0	0	0	0	0	0

POSTSEASON

Club	G/S	Tackles			Sacks		Interceptions									
		Tkl	So	Ast	QB	Yds	No	Yds	Avg	LG	TD	PD	FF	FR	Yds	
2014 Seattle	3/0	0	0	0	0.0	0.0	0	0	0.0	0	0	0	0	0	0	0
2015 Seattle	2/0	0	0	0	0.0	0.0	0	0	0.0	0	0	0	0	0	0	0
NFL TOTALS	5/0	0	0	0	0.0	0.0	0	0	0.0	0	0	0	0	0	0	0

ELLIOTT'S 2016 SEASON

Mia (9/11): Saw action in first-career game on special teams. **at LA (9/18):** Inactive. **SF (9/25):** Saw action on special teams.

ELLIOTT'S 2016 GAME-BY-GAME

Game	G/S	T	S	A	QB	Yds.	QH	Int.	Yds.	PD	FF	FR	Yds.
Miami (9/11)	1/0												
at L.A. (9/18)													
SF (9/25)	1/0												
Totals	2/0	0	0	0	0.0	0.0	0	0	0	0	0	0	0

COYLE'S SINGLE-GAME HIGHS

Tackles: 3 at Arizona (1/3/16) **FF:** None
Sacks: None **Interceptions:** None
FR: None

ADDITIONAL STATS

Special Teams Tackles: 2014 (5), 2015 (3); **Career:** 8.
Postseason Special Teams Tackles: 2014 (2), 2015 (1); **Career:** (3).

COYLE'S 2016 SEASON

COYLE'S 2016 GAME-BY-GAME

Game	G/S	T	S	A	QB	Yds.	QH	Int.	Yds.	PD	FF	FR	Yds.
Miami (9/11)	1/0												
at LA (9/18)	1/0												
SF (9/25)	1/0												
Totals	3/0	0	0	0	0.0	0.0	0	0	0	0	0	0	0



74 **GEORGE FANT**
TACKLE

Height 6-5
Weight 296
College Western Kentucky
Seasons Rookie
Born July 19, 1992
Hometown Bowling Green, Ky.

FANT'S NFL RECORD

Year	Team	GP/GS	Postseason
2016	Seattle	3/0	
NFL TOTALS		3/0	

FANT'S 2016 SEASON

Mia (9/11): Saw action on special teams. at LA (9/18): Saw action on special teams.



79 **GARRY GILLIAM**
TACKLE


Height 6-5
Weight 315
College Penn State
Seasons NFL 3rd, Seahawks 3rd
Born November 26, 1990
Hometown Carlisle, Pa.

GILLIAM'S NFL RECORD

Year	Team	GP/GS	Postseason
2014	Seattle	14/1	2/0
2015	Seattle	16/16	2/2
2016	Seattle	3/3	
NFL TOTALS		33/20	4/2

GILLIAMS' 2016 SEASON

Mia (9/11): Started at RT. at LA (9/18): Started at RT.



48 **NOLAN FRESE**
LONG SNAPPER

Height 6-2
Weight 233
College Houston
Seasons Rookie
Born July 29, 1992
Hometown Roanoke, Texas

FRESE'S NFL RECORD

Year	Team	GP/GS	Postseason
2016	Seattle	3/0	
NFL TOTALS		3/0	

FRESE'S 2016 SEASON

Mia (9/11): Handled snapping duties. at LA (9/18): Handled snapping duties. SF (9/25): Handled snapping duties.



63

MARK GLOWINSKI

GUARD


Height	6-4
Weight	310
College	West Virginia
Seasons	NFL 2nd, Seahawks 2nd
Born	May 3, 1992
Hometown	Wilkes-Barre, Pa.

GLOWINSKI'S RECORD

Year	Team	GP/GS	Postseason
2015	Seattle	9/1	0/0
2016	Seattle	3/3	
NFL TOTALS		12/4	0/0

GLOWINSKI'S 2016 SEASON

Mia (9/11): Started at LG. at LA (9/18): Started at LG. SF (9/25): Started at LG.



88

JIMMY GRAHAM

TIGHT END

Height	6-7
Weight	265
College	Miami (Fla.)
Seasons	NFL 7th, Seahawks 2nd
Born	November 24, 1986
Hometown	Goldsboro, N.C.

GRAHAM'S NFL RECORD

Club	G/S	Receiving					Rushing					
		No	Yds	Avg	LG	TD	Att	Yds	Avg	LG	TD	
2010	New Orleans	15/5	31	356	11.5	52	5	1	3	3.0	3	0
2011	New Orleans	16/11	99	1,310	13.2	59	11	0	0	0.0	0	0
2012	New Orleans	15/9	85	982	11.6	46	9	0	0	0.0	0	0
2013	New Orleans	16/12	86	1,215	14.1	56t	16	0	0	0.0	0	0
2014	New Orleans	16/13	85	889	10.5	29	10	0	0	0.0	0	0
2015	Seattle	11/11	48	605	12.6	45	2	0	0	0.0	0	0
2016	Seattle	3/2	10	153	15.3	40	1	0	0	0.0	0	0
NFL TOTALS		92/63	444	5,510	12.4	59	54	1	3	3.0	0	0

POSTSEASON

Club	G/S	Receiving					Rushing					
		No	Yds	Avg	LG	TD	Att	Yds	Avg	LG	TD	
2011	New Orleans	2/2	12	158	13.2	66t	3	0	0	0.0	0	0
2013	New Orleans	2/1	4	52	13.0	21	0	0	0	0.0	0	0
NFL TOTALS		4/3	16	210	13.1	66t	3	0	0	0.0	0	0

GRAHAM'S SINGLE-GAME HIGHS

Most Receptions: 10, 5 Times, Last vs. SF (11/9/14) **Most Receiving Yards:** 179, at Tampa Bay (9/15/13)
Longest Reception: 59, at Jacksonville (10/2/11) **Most TDs:** 2, 12 Times, Last vs. Baltimore (11/24/14)

ADDITIONAL STATS

Special Teams: 2010: Tackles (1). **Career:** Tackles 1.

GRAHAM'S 2016 SEASON

2016	Opponent	No	Yds	Avg	LG	TD
09/11	Miami	1	11	11.0	11	0
09/18	at L.A.	3	42	14.0	17	0
09/25	San Francisco	6	100	16.7	40	1
TOTALS (3/2)		10	153	15.3	40	1

Mia (9/11): Saw action in first game since a knee injury ended his 2015 season and had an 11-yard reception. **at LA (9/18):** Started in 3-TE set. **SF (9/25):** Had six catches for 100 yards and TD.

100-YARD RECEIVING GAMES (15)

Yards	Opponent	Date	Rec.	Avg.	LG	TD
179	Tampa Bay	9/15/13	10	17.9	56t	1
146	Atlanta	11/11/12	7	20.9	46	2
140	Carolina	10/18/15	8	17.5	45	0
135	at Chicago	10/6/13	10	13.5	38	0
134	Arizona	9/22/13	9	14.9	29	2
132	at Jacksonville	10/2/11	10	13.2	59	1
129	at Carolina	10/9/11	8	16.1	30	0
124	at Tampa Bay	10/16/11	7	17.7	43	0
118	at Cleveland	9/16/14	10	11.8	23	2
115	Carolina	12/30/12	9	12.8	27	1
115	at N.Y. Jets	11/3/13	9	12.9	51t	2
100	Houston	9/25/11	4	25.0	32	1
100	Miami	9/30/13	4	25.0	43t	2
100	at Atlanta	11/21/13	5	20.0	44t	1
100	San Francisco	9/25/16	6	16.7	40	1

TOP RECEIVING TOTALS BY TE SINCE 2011

Player	Team	Rec.	Yds.	Avg.	TD
1. Jason Witten	Dallas	417	4,390	10.5	24
2. Jimmy Graham	Seattle	413	5,154	12.5	49
3. Greg Olsen	Carolina	366	4,570	12.5	30
4. Rob Gronkowski	New England	338	5,009	14.8	55
5. Antonio Gates	San Diego	321	3,674	11.4	36

GRAHAM'S GAME-BY-GAME RECEIVING

2010	Opponent	No	Yds	Avg	LG	TD	2011	Opponent	No	Yds	Avg	LG	TD
9/9	Minnesota	Did Not Play					9/8	at Green Bay	4	56	14.0	21	1
9/20	at San Francisco	0	0	0.0	0	0	9/18	Chicago	6	79	13.2	31	0
9/26	Atlanta	0	0	0.0	0	0	9/25	Houston	4	100	25.0	32	1
10/3	Carolina	0	0	0.0	0	0	10/2	at Jacksonville	10	132	13.2	59	1
10/10	at Arizona	0	0	0.0	0	0	10/9	at Carolina	8	129	16.1	30	0
10/17	at Tampa Bay	1	11	11.0	11	0	10/16	at Tampa Bay	7	124	17.7	43	0
10/24	Cleveland	4	38	9.5	14	0	10/23	Indianapolis	6	54	9.0	16	2
10/31	Pittsburgh	0	0	0.0	0	0	10/30	at St. Louis	4	39	9.8	13	0
11/7	at Carolina	3	49	16.3	19t	1	11/6	Tampa Bay	6	78	13.0	23	0
11/21	Seattle	5	72	14.4	27	0	11/13	at Atlanta	7	82	11.7	29	1
11/25	at Dallas	3	23	7.7	14	0	11/28	N.Y. Giants	5	84	16.8	29t	2
12/5	at Cincinnati	3	72	24.0	52	0	12/4	Detroit	8	89	11.1	16	0
12/12	St. Louis	1	21	21.0	21	0	12/11	at Tennessee	5	55	11.0	33	0
12/19	at Baltimore	5	29	5.8	18t	2	12/18	at Minnesota	7	70	10.0	18	1
12/27	at Atlanta	4	26	6.5	10	1	12/26	Atlanta	4	42	10.5	17	1
1/2/11	Tampa Bay	2	15	7.5	11	1	1/1/12	Carolina	8	97	12.1	29	1
TOTALS (15/5)		31	356	11.5	52	5	TOTALS (16/11)		99	1310	13.2	59	11
							1/7	Detroit	7	55	7.9	14	1
							1/14	at San Francisco	5	103	20.6	66t	2
							PLAYOFF TOTALS (2/2)		12	158	13.2	66t	3

GRAHAM'S GAME-BY-GAME RECEIVING CONT.

2012	Opponent	No	Yds	Avg	LG	TD	2013	Opponent	No	Yds	Avg	LG	TD
9/9	Washington	6	85	14.2	23	1	9/8	Atlanta	4	45	11.3	21	1
9/16	at Carolina	7	71	10.1	17	1	9/15	at Tampa Bay	10	179	17.9	56t	1
9/23	Kansas City	4	16	4.0	7	1	9/22	Arizona	9	134	14.9	29	2
9/30	at Green Bay	7	76	10.9	24	0	9/30	Miami	4	100	25.0	43t	2
10/7	San Diego	1	4	4.0	4	0	10/6	at Chicago	10	135	13.5	38	0
10/21	at Tampa Bay	Inactive (ankle)					10/13	at New England	0	0	0.0	0	0
10/28	at Denver	5	63	12.6	20	1	10/27	Buffalo	3	37	12.3	15t	2
11/5	Philadelphia	8	72	9.0	17	1	11/3	at N.Y. Jets	9	116	12.9	51t	2
11/11	Atlanta	7	146	20.9	46	2	11/10	Dallas	5	59	11.8	26	0
11/18	at Oakland	6	29	4.8	10	1	11/17	San Francisco	6	41	6.8	13	0
11/25	San Francisco	4	33	8.3	12	0	11/21	at Atlanta	5	100	20.0	44t	1
11/29	at Atlanta	4	59	14.8	25	0	12/2	at Seattle	3	42	14.0	20	1
12/9	at N.Y. Giants	5	56	11.2	27	0	12/8	Carolina	6	58	9.7	22	2
12/16	Tampa Bay	5	69	13.8	24	0	12/15	at St. Louis	2	25	12.5	13	0
12/23	at Dallas	7	88	12.6	26	0	12/22	at Carolina	5	73	14.6	46	1
12/30	Carolina	9	115	12.8	27	1	12/29	Tampa Bay	5	71	14.2	33	1
TOTALS (15/9)		85	982	11.6	46	9	TOTALS (16/12)		86	1215	14.1	56t	16
							1/4	at Philadelphia	3	44	14.7	21	0
							1/8	at Seattle	1	8	8.0	8	0
							PLAYOFF TOTALS (2/1)		4	52	13.0	21	0

2014	Opponent	No	Yds	Avg	LG	TD	2015	Opponent	No	Yds	Avg	LG	TD
9/7	at Atlanta	8	82	10.3	17	0	9/13	at St. Louis	6	51	8.5	19	1
9/14	at Cleveland	10	118	11.8	23	2	9/20	at Green Bay	1	11	11.0	11	0
9/21	Minnesota	6	54	9.0	15	0	9/27	Chicago	7	83	11.9	30t	1
9/28	at Dallas	8	86	10.8	17	1	10/5	Detroit	4	29	7.3	13	0
10/5	Tampa Bay	2	36	18.0	23	0	10/11	at Cincinnati	3	30	10.0	22	0
10/19	at Detroit	0	0	0.0	0	0	10/18	Carolina	8	140	17.5	45	0
10/26	Green Bay	5	59	11.8	22t	1	10/22	at San Francisco	2	31	15.5	23	0
10/30	at Carolina	7	83	11.9	27	1	11/1	at Dallas	7	75	10.7	19	0
11/9	San Francisco	10	76	7.6	15	2	11/15	Arizona	3	41	13.7	30	0
11/16	Cincinnati	3	29	9.7	13	0	11/22	San Francisco	3	39	13.0	20	0
11/24	Baltimore	6	47	7.8	11	2	11/29	Pittsburgh	4	75	18.8	36	0
11/30	at Pittsburgh	0	0	0.0	0	0	TOTALS (11/11)		48	605	12.6	45	2
12/7	Carolina	3	25	8.3	10	0							
12/15	at Chicago	5	87	17.4	29	0							
12/21	Atlanta	6	53	8.8	15	1							
12/28	at Tampa Bay	6	54	9.0	14	0							
TOTALS (16/13)		85	889	10.5	29	10							



4

STEVEN HAUSCHKA KICKER

Height 6-4
 Weight 210
 College North Carolina St.
 Seasons NFL 9th, Seahawks 6th
 Born June 29, 1985
 Hometown Needham, Mass.
 Pronunciation howsh-kuh

HAUSCHKA'S NFL RECORD

KICKING											
Club	G	PAT-Att	FG-Att	1-19	20-29	30-39	40-49	50+	FG%	LG	Pts
2008 Baltimore	8/0	0-0	1-2	0-0	0-0	0-0	0-0	1-2	50.0	54	3
2009 Baltimore	9/0	27-28	9-13	0-0	1-1	5-7	3-5	0-0	69.2	44	54
2010 Denver	4/0	10-10	6-7	0-0	1-1	3-3	2-3	0-0	85.7	49	28
2011 Seattle	16/0	34-34	25-30	2-2	5-6	9-10	7-8	2-4	83.3	52	109
2012 Seattle	16/0	46-48	24-27	1-1	7-7	10-10	5-5	1-4	88.9	52	118
2013 Seattle	16/0	44-44	33-35	0-0	10-11	9-9	11-12	3-3	94.3	53	143
2014 Seattle	16/0	41-41	31-37	0-0	10-10	10-10	9-13	2-4	83.8	58	134
2015 Seattle	16/0	40-44	29-31	0-0	9-9	7-7	7-9	6-6	93.5	54	127
2016 Seattle	3/0	4-5	6-6	0-0	2-2	4-4	0-0	0-0	100.0	39	22
NFL TOTALS	104/0	246-254	164-188	3-3	45-47	57-60	44-55	15-23	87.2	58	738

POSTSEASON											
Club	G	PAT-Att	FG-Att	1-19	20-29	30-39	40-49	50+	FG%	LG	Pts
2008 Baltimore	3/0										
2012 Seattle	1/0	1-1	3-3	0-0	2-2	1-1	0-0	0-0	100.0	32	10
2013 Seattle	3/0	9-9	8-8	0-0	1-1	4-4	3-3	0-0	100.0	49	33
2014 Seattle	3/0	9-9	2-2	0-0	1-1	1-1	0-0	0-0	100.0	37	15
2015 Seattle	2/0	4-4	2-3	0-0	0-0	1-1	1-1	0-1	66.7	46	10
PLAYOFFS	12/0	23-23	15-16	0-0	4-4	7-7	4-4	0-1	93.8	49	68

HAUSCHKA'S SINGLE-GAME HIGHS

Most FGs Att.: 5 vs. Baltimore (11/13/11) **Most PATs Att.:** 7 vs. Arizona (12/9/12)
Most FGs Made: 5 vs. Baltimore (11/13/11) **Most PATs Made:** 7 vs. Arizona (12/9/12)
Longest FG Att.: 61 vs. Atl (10/2/11) and at Det (10/28/12) **Points Scored:** 16, 2 Times, Last vs. Ariz (12/9/12)
Longest FG Made: 58 at Carolina (10/26/14) **Consecutive Games with FG:** 14* (10/9/11 - 9/16/12)
 *Franchise record

ADDITIONAL STATS

Special Team Tackles: 2009 (1), 2011 (1), 2012 (3), 2014 (1), 2015 (1), 2016 (1); **Career:** (8).

HAUSCHKA'S 2016 SEASON

2016	Opp	Pts	PAT-Att	FG-FGA	Made
09/11	Miami	6	0-1	2-2	38,39
09/18	at L.A.	3	0-0	1-1	23
98/25	SF	13	4-4	3-3	22,33,33
TOTALS (3/0)		22	4-5	6-6	Long: 39

HAUSCHKA'S GAME-BY-GAME KICKING

2008	Opp	Pts	PAT-Att	FG-FGA	Made	2009	Opp	Pts	PAT-Att	FG-FGA	Made
9/7	Cin	0	0-0	0-0		9/13	KC	8	5-5	1-2	44
Games 2-7				Practice Squad		9/20	at SD	7	4-4	1-1	33
11/2	at Clev			Inactive		9/27	Cle	10	4-4	2-2	36,33
11/9	at Hou	3	0-0	1-1	54	10/4	at NE	3	3-3	0-0	
11/16	at NYG			Kickoffs Only		10/11	Cin	2	2-2	0-0	
11/23	Phil	0	0-0	0-1		10/19	at Min	7	4-4	1-2	29
Games 12-14				Kickoffs Only		11/1	Den	12	3-3	3-3	43, 35, 31
12/20	at Dal			Inactive		11/9	at Cin	1	1-1	0-1	
12/28	Jac			Kickoffs Only		11/16	at Cle	4	1-2	1-2	44
TOTALS (8/0)	3	0-0	1-2	Long: 54		1/3/10	at TB		Inactive		
1/4	at Mia			Kickoffs Only		TOTALS (9/0)		54	27-28	9-13	Long: 44
1/10	at Ten			Kickoffs Only							
1/18	at Pit			Kickoffs Only							

PLAYOFFS (3/0) Kickoffs Only

2010	Opp	Pts	PAT-Att	FG-FGA	Made	2011	Opp	Pts	PAT-Att	FG-FGA	Made
Games 1-12				Not With a Team		9/11	at SF	5	2-2	1-1	39
12/12	at Ari	7	1-1	2-3	32, 30	9/18	at Pit	0	0-0	0-0	
12/19	at Oak	11	2-2	3-3	46, 49, 35	9/25	Ari	7	1-1	2-2	30, 52
12/26	Hou	6	3-3	1-1	27	10/2	Atl	4	4-4	0-1	
1/2/11	SD	4	4-4	0-0		10/9	at NYG	10	4-4	2-2	51, 43
TOTALS (4/0)	28	10-10	6-7	Long: 49		10/23	at Cle	3	0-0	1-1	20
						10/30	Cin	6	0-0	2-2	47, 25
						11/6	at Dal	7	1-1	2-3	45, 32
						11/13	Bal	16	1-1	5-5	22, 38, 39, 35, 30
						11/20	at StL	6	3-3	1-1	19
						11/27	Was	5	2-2	1-2	36
						12/1	Phi	7	4-4	1-1	49
						12/12	StL	12	3-3	3-4	42, 23, 48
						12/18	at Chi	8	5-5	1-1	33
						12/24	SF	5	2-2	1-1	19
						1/1/12	at Ari	8	2-2	2-3	43, 26
TOTALS (16/0)	109	34-34	25-30	Long: 52							

HAUSCHKA'S GAME-BY-GAME KICKING CONT.

2012	Opp	Pts	PAT-Att	FG-FGA	Made	2013	Opp	Pts	PAT-Att	FG-FGA	Made
9/9	at Ari	10	1-1	3-4	27, 47, 39	9/8	at Car	6	0-0	2-2	27, 40
9/16	Dal	9	3-3	2-2	21, 25	9/15	SF	9	3-3	2-2	30, 37
9/24	GB	2	2-2	0-0		9/22	Jax	9	6-6	1-1	21
9/30	at StL	7	1-1	2-2	31, 30	9/29	at Hou	11	2-2	3-3	48, 39, 45
10/7	at Car	10	1-1	3-3	22, 36, 46	10/6	at Ind	14	2-2	4-5	42, 36, 41, 46
10/14	NE	6	3-3	1-1	34	10/13	Tenn	8	2-2	2-2	31, 29
10/18	at SF	6	0-0	2-3	52, 35	10/17	at Ariz	10	4-4	2-2	51, 42
10/28	at Det	6	3-3	1-2	23	10/28	at StL	2	2-2	0-0	
11/4	Min	6	3-4	1-1	40	11/3	TB	9	3-3	2-2	36, 27
11/11	NYJ	4	4-4	0-0		11/10	at Atl	15	3-3	4-4	39, 43, 44, 53
11/25	at Mia	3	3-3	0-0		11/17	Min	11	5-5	2-2	50, 26
12/2	at Chi	5	2-2	1-1	31	12/2	NO	10	4-4	2-2	26, 20
12/9	Ari	16	7-7	3-3	31, 28, 32	12/8	at SF	5	2-2	1-1	31
12/16	at Buf	14	5-6	3-3	19, 33, 23	12/15	at NYG	11	2-2	3-3	49, 44, 24
12/23	SF	6	6-6	0-0		12/22	Ariz	4	1-1	1-2	27
12/30	StL	8	2-2	2-2	43, 49	12/29	StL	9	3-3	2-2	28, 35
TOTALS (16/0)	118	46-48	24-27	Long: 52		TOTALS (16/0)	143	44-44	33-35	Long: 53	
1/6	at Was	10	1-1	3-3	32, 29, 22	1/11	NO	11	2-2	3-3	38, 49, 26
PLAYOFFS (1/0)	10	1-1	3-3	Long: 32		1/19	SF	11	2-2	3-3	32, 40, 47
						2/2	Den	11	5-5	2-2	31, 33
						PLAYOFFS (3/0)	33	9-9	8-8	Long: 49	

2014	Opp	Pts	PAT-Att	FG-FGA	Made	2015	Opp	Pts	PAT-Att	FG-FGA	Made
09/04	GB	10	4-4	2-2	20, 35	9/13	at StL	11	2-2	3-3	25, 27, 35
09/14	at SD	3	3-3	0-0		9/20	at GB	5	2-2	1-1	54
09/21	Den	8	2-2	2-3	20, 28	9/27	Chi	14	2-2	4-4	31, 21, 45, 48
10/06	at Wash	9	3-3	2-2	40, 43	10/5	Det	7	1-1	2-2	51, 52
10/12	Dal	11	2-2	3-3	33, 33, 48	10/11	at Cin	6	3-3	1-1	24
10/19	at StL	8	2-2	2-2	24, 35	10/18	Car	11	2-2	3-3	30, 50, 43
10/26	at Car	7	1-1	2-2	58, 29	10/22	at SF	8	2-2	2-2	49, 46
11/02	Oak	12	3-3	3-4	34, 30, 40	11/1	at Dal	7	1-1	2-3	24, 26
11/09	NYG	8	5-5	1-1	28	11/15	Ariz	8	2-2	2-2	31, 46
11/16	at KC	8	2-2	2-2	24, 27	11/22	SF	5	2-4	1-1	33
11/23	AZ	13	1-1	4-5	27, 32, 52, 40	11/29	Pitt	3	3-4	0-0	
11/27	at SF	13	1-1	4-4	21, 36, 35, 46	12/6	at Min	8	5-5	1-1	23
12/07	at Phi	6	3-3	1-1	44	12/13	at Balt	5	5-5	0-0	
12/14	SF	5	2-2	1-1	38	12/20	Clev	12	3-3	3-3	49, 27, 30
12/21	at AZ	5	5-5	0-3		12/27	StL	5	2-2	1-1	26
12/28	StL	8	2-2	2-2	42, 45	1/3	at Ariz	12	3-4	3-4	33, 52, 52
TOTALS (16/0)	134	41-41	31-37	Long: 58		TOTALS (16/0)	127	40-44	29-31	Long: 54	
1/10	Car	7	4-4	1-1	37	1/10	at Min	4	1-1	1-1	46
1/18	GB	2	2-2	0-0		1/17	at Car	6	3-3	1-2	36
2/1	NE	6	3-3	1-1	27	PLAYOFFS (2/0)	10	4-4	2-3	Long: 46	
TOTALS (3/0)	15	9-9	2-2	Long: 37							



53

JOEY HUNT

CENTER

Height	6-2
Weight	299
College	TCU
NFL Seasons	Rookie
Born	February 22, 1994
Hometown	El Campo, Texas

HUNT'S NFL RECORD

Year	Team	GP/GS	Postseason
2016	Seattle	—	0/0
NFL TOTALS		—	0/0

HUNT'S 2016 SEASON

Mia (9/11): Active, but did not play. at LA (9/18): Active, but did not play. SF (9/25): Active, but did not play.



76 **GERMAIN IFEDI**
GUARD/TACKLE

Height 6-5
 Weight 325
 College Texas A&M
 NFL Seasons Rookie
 Born June 2, 1994
 Hometown Houston, Texas
 Pronunciation Jermaine iff-FED-ee

IFEDI'S NFL RECORD

Year	Team	GP/GS	Postseason
2016	Seattle	0/0	
NFL TOTALS		0/0	

IFEDI'S 2016 SEASON

Mia (9/11): Inactive (ankle). at LA (9/18): Inactive (ankle). SF (9/25): Inactive (ankle).



99 **QUINTON JEFFERSON**
DEFENSIVE TACKLE

Height 6-4
 Weight 291
 College Maryland
 NFL Seasons Rookie
 Born March 31, 1993
 Hometown Pittsburgh, Pa.

JEFFERSON'S 2016 SEASON

Mia (9/11): Saw action in first-career game in D-line rotation. SF (9/25): Inactive.

JEFFERSON'S 2016 GAME-BY-GAME

Game	G/S	T	S	A	QB	Yds.	QH	Int.	Yds.	PD	FF	FR	Yds.
Miami (9/11)	1/0	1	0	1	0.0	0.0	0	0	0	0	0	0	0
at L.A. (9/18)	1/0	0	0	0	0.0	0.0	0	0	0	0	0	0	0
SF (9/25)	0/0				Inactive								
Totals	2/0	1	0	1	0.0	0.0	0	0	0	0	0	0	0



15

JERMAINE KEARSE

WIDE RECEIVER

Height 6-1
Weight 209
College Washington
Seasons NFL 5th, Seahawks 5th
Born February 6, 1990
Hometown Lakewood, Wash.

KEARSE'S NFL RECORD

Year	Club	G/S	No	Yds	Avg	LG	TD
2012	Seattle	7/1	3	31	10.3	17	0
2013	Seattle	15/5	22	346	15.7	43t	4
2014	Seattle	15/14	38	537	14.1	60	1
2015	Seattle	16/16	49	685	14.0	50	5
2016	Seattle	3/2	9	79	8.8	24	0
NFL TOTALS		56/38	121	1,678	13.9	60	10

POSTSEASON							
Year	Club	G/S	No	Yds	Avg	LG	TD
2012	Seattle	2/0	0	0	0.0	0	0
2013	Seattle	3/1	7	134	19.1	35t	2
2014	Seattle	3/3	7	209	29.9	63t	2
2015	Seattle	2/2	14	128	9.1	17	2
NFL TOTALS		10/6	28	479	17.1	63t	6

KEARSE'S SINGLE-GAME HIGHS

Most Rec.: 8, at St. Louis (9/13/15) **Most Yards:** 110 vs. Cleveland (12/20/15)
Most TDs: 2 vs. Pittsburgh (11/29/15) **Longest Reception:** 60, vs. N.Y. Giants (11/9/14)

ADDITIONAL STATS

Rushing: 2014 (2 attempts for 15 yards, long of 11); **Career** (2 attempts for 15 yards, long of 11).
Special Teams Tackles: 2012 (3), 2013 (5, blocked punt), 2014 (2, FF), 2015 (3); **Career** (13, FF, blocked punt).
Kickoff Returns: 2013 (13 returns for 283 yards, 21.8 avg., long of 40)
Postseason Special Teams Tackles: 2012 (1); **Career** (1).

KEARSE'S 2016 SEASON

at LA (9/18): Did not start when team opened in 3-TE set.

GAME-BY-GAME RECEIVING

2012	Opponent	No	Yds	Avg	LG	TD	2013	Opponent	No	Yds	Avg	LG	TD
Games 1-8							9/8	at Carolina	2	49	24.5	43t	1
11/4	Min	1	6	6.0	6	0	9/15	San Francisco	0	0	0.0	0	0
11/11	NYJ	0	0	0.0	0	0	9/22	Jacksonville	1	17	17.0	17	0
11/25	at Mia	1	8	8.0	8	0	9/29	at Houston	0	0	0.0	0	0
12/2	at Chi	Inactive					10/6	at Indianapolis	1	28	28.0	28t	1
12/9	Ari	0	0	0.0	0	0	10/13	Tennessee	3	17	5.7	11	0
12/16	at Buf	0	0	0.0	0	0	10/17	at Arizona	1	17	17.0	17	0
12/23	SF	1	17	17.0	17	0	10/28	at St. Louis	0	0	0.0	0	0
12/30	Ari	0	0	0.0	0	0	11/3	Tampa Bay	2	43	21.5	27	1
TOTALS (7/1)		3	31	10.3	17	0	11/10	at Atlanta	3	75	25.0	43t	1
1/6	at Was	0	0	0.0	0	0	11/17	Minnesota	0	0	0.0	0	0
1/13	at Atl	0	0	0.0	0	0	12/2	New Orleans	2	26	13.0	19	0
PLAYOFFS (2/0)		0	0	0	0	0	12/8	at San Francisco	2	15	7.5	9	0
							12/15	at N.Y. Giants	2	21	10.5	13	0
							12/22	Arizona	3	38	12.7	18	0
							12/29	St. Louis	Did Not Play (ankle)				
TOTALS (15/5)		22	346	15.7	43t	4	1/11	New Orleans	1	25	25.0	25	0
							1/19	San Francisco	2	44	22.0	35t	1
							2/2	Denver	4	65	16.3	24	1
PLAYOFFS (3/1)		7	134	19.1	35t	2							

2014	Opponent	No	Yds	Avg	LG	TD	2015	Opponent	No	Yds	Avg	LG	TD
9/04	Green Bay	1	8	8.0	8	0	9/13	at St. Louis	8	76	9.5	23	0
9/14	at San Diego	4	61	15.3	30	0	9/20	at Green Bay	0	0	0.0	0	0
9/21	Denver	2	22	11.0	12	0	9/27	Chicago	6	76	12.7	22	0
10/06	at Washington	1	15	15.0	15t	1	10/5	Detroit	2	84	42.0	50	0
10/12	Dallas	3	62	20.7	53	0	10/11	at Cincinnati	2	38	19.0	30t	1
10/19	at St. Louis	3	50	16.7	29	0	10/18	Carolina	0	0	0.0	0	0
10/26	at Carolina	2	15	7.5	12	0	10/22	at San Francisco	3	64	21.3	36	0
11/02	Oakland	1	4	4.0	4	0	11/1	at Dallas	0	0	0.0	0	0
11/09	N.Y. Giants	3	70	23.3	60	0	11/15	Arizona	1	10	10.0	10	0
11/16	at Kansas City	5	54	10.8	24	0	11/22	San Francisco	3	34	11.3	18	0
11/23	Arizona	1	19	19.0	19	0	11/29	Pittsburgh	4	47	11.8	22	2
11/27	at San Francisco	3	34	11.3	17	0	12/6	at Minnesota	0	0	0.0	0	0
12/07	at Philadelphia	3	37	12.3	20	0	12/13	at Baltimore	7	74	10.6	20	0
12/14	San Francisco	5	78	15.6	47	0	12/20	Cleveland	7	110	15.7	39	0
12/21	at Arizona	1	8	8.0	8	0	12/27	St. Louis	3	38	12.7	18t	1
12/28	St. Louis	Inactive (hamstring)					1/3	at Arizona	3	34	11.3	24t	1
TOTALS (15/14)		38	537	14.1	60	1	TOTALS (16/16)		49	685	14.0	50	5
1/10	Carolina	3	129	43.0	63t	1	1/10	at Minnesota	3	18	6.0	8	0
1/18	Green Bay	1	35	35.0	35t	1	1/17	at Carolina	11	110	10.0	17	2
2/1	New England	3	45	15.0	33	0	PLAYOFF TOTALS (2/2)		14	128	9.1	17	2
PLAYOFFS (3/3)		7	209	29.9	63t	2							

2016	Opponent	No	Yds	Avg	LG	TD
9/11	Miami	5	57	11.4	24	0
9/18	at L.A.	2	11	5.5	9	0
9/25	San Francisco	2	11	5.5	9	0
TOTALS (3/2)		9	79	8.8	24	0



20

JEREMY LANE

CORNERBACK

Height 6-0
Weight 190
College Northwestern St. (La.)
Seasons NFL 5th, Seahawks 5th
Born July 14, 1990
Hometown Tyler, Texas

LANE'S 2016 SEASON

LANE'S 2016 GAME-BY-GAME

Game	G/S	T	S	A	QB	Yds.	QH	Int.	Yds.	PD	FF	FR	Yds.
Miami (9/11)	1/1	3	2	1	0.0	0.0	0	0	0	1	0	0	0
at L.A. (9/18)	1/0	1	1	0	0.0	0.0	0	0	0	0	0	0	0
SF (9/25)	1/1	4	3	1	0.0	0.0	0	0	0	0	0	0	0
Totals	3/2	8	6	2	0.0	0.0	0	0	0	1	0	0	0

LANE'S NFL RECORD

Club	G/S	Tackles			Sacks		Interceptions									
		Tkl	So	Ast	QB	Yds	No	Yds	Avg	LG	TD	PD	FF	FR	Yds	
2012 Seattle	13/3	10	5	5	0.0	0.0	0	0	0.0	0	0	0	0	0	0	0
2013 Seattle	15/0	12	9	3	0.0	0.0	0	0	0.0	0	0	4	0	0	0	0
2014 Seattle	7/1	12	8	4	0.0	0.0	0	0	0.0	0	0	3	1	0	0	0
2015 Seattle	6/2	11	10	1	0.0	0.0	2	60	30.0	54	0	6	0	0	0	0
2016 Seattle	3/2	8	6	2	0.0	0.0	0	0	0.0	0	0	1	0	0	0	0
NFL TOTALS	44/8	53	38	15	0.0	0.0	2	60	30.0	54	0	14	1	0	0	0

POSTSEASON

Club	G/S	Tackles			Sacks		Interceptions									
		Tkl	So	Ast	QB	Yds	No	Yds	Avg	LG	TD	PD	FF	FR	Yds	
2012 Seattle	2/0	Special Teams Only														
2013 Seattle	3/0	1	1	0	0.0	0.0	0	0	0.0	0	0	0	0	0	0	0
2014 Seattle	3/0	7	5	2	0.0	0.0	1	14	14.0	14	0	1	0	0	0	0
2015 Seattle	2/1	4	2	2	0.0	0.0	0	0	0.0	0	0	1	0	0	0	0
NFL TOTALS	10/1	12	8	4	0.0	0.0	1	14	14.0	14	0	2	0	0	0	0

LANE'S SINGLE-GAME HIGHS

Tackles: 5 at N.Y. Giants (12/15/13) **FF:** 1 vs. Arizona (11/23/14)
Sacks: None **FR:** None
Int.: 1, 2 Times, Last at Arizona (1/3/16)

ADDITIONAL STATS

Special Teams Tackles: 2012 (5), 2013 (13), 2014 (1), 2015 (1); **Career:** (20).
Postseason Special Teams Tackles: 2012 (2), 2013 (3), 2014 (3), 2015 (0); **Career:** (8).



16

TYLER LOCKETT

WIDE RECEIVER

Height 5-10
 Weight 182
 College Penn State
 Seasons NFL 2nd, Seahawks 2nd
 Born September 28, 1992
 Hometown Tulsa, Okla.

LOCKETT'S NFL RECORD

Year	Club	G/S	No	Yds	Avg	LG	TD
2015	Seattle	16/8	51	664	13.0	49t	6
2016	Seattle	3/2	7	116	16.6	53	0
NFL TOTALS		19/10	58	780	13.4	53	6

-----Kickoff Returns-----								-----Punt Returns-----				
Year	Club	G/S	No	Yds	Avg	LG	TD	No	Yds	Avg	LG	TD
2015	Seattle	16/8	33	852	25.8	105t	1	40	379	9.5	66	1
2016	Seattle	3/2	0	0	0.0	0	0	6	110	18.3	62	0
NFL TOTALS		18/9	33	852	25.8	105t	1	46	489	10.6	66	1

POSTSEASON

Year	Club	G/S	No	Yds	Avg	LG	TD
2015	Seattle	2/0	4	110	27.5	35	1
NFL TOTALS		2/0	4	110	27.5	35	1

-----Kickoff Returns-----								-----Punt Returns-----				
Year	Club	G/S	No	Yds	Avg	LG	TD	No	Yds	Avg	LG	TD
2015	Seattle	2/0	4	104	26.0	50	0	4	18	4.5	8	0
NFL TOTALS		2/0	4	104	26.0	50	0	4	18	4.5	8	0

LOCKETT'S SINGLE-GAME HIGHS

Most Rec.: 7 at Minnesota (12/6/15) **Most Yards:** 104 at Baltimore (12/13/15)
Most TDs: 2, 2 Times, Last at Baltimore (12/13/15) **Longest Rec.:** 53 at L.A. (9/18/16)

ADDITIONAL STATS

Rushing: 2015 (Rushed five times for 20 yards with a long of 8.)

LOCKETT'S 2016 SEASON

at LA (9/18): Led team with four receptions and 99 yards. Left the game in the second quarter with a knee injury, but returned in the fourth quarter and had a career-long 53-yard reception.

GAME-BY-GAME RECEIVING

2015	Opponent	No	Yds	Avg	LG	TD	2016	Opponent	No	Yds	Avg	LG	TD
9/13	at St. Louis	4	34	8.5	12	0	9/11	Miami	3	17	5.7	6	0
9/20	at Green Bay	2	17	8.5	17	0	9/18	at L.A.	4	99	24.8	53	0
9/27	Chicago	0	0	0.0	0	0	9/25	San Francisco	0	0	0.0	0	0
10/5	Detroit	4	58	14.5	23	0	TOTALS (3/2)						
10/11	at Cincinnati	2	29	14.5	22	0	7		116	16.6	53	0	
10/18	Carolina	0	0	0.0	0	0							
10/22	at San Francisco	5	79	15.8	43t	1							
11/1	at Dallas	3	36	12.0	16	0							
11/15	Arizona	1	7	7.0	7	0							
11/22	San Francisco	4	48	12.0	24t	2							
11/29	Pittsburgh	3	38	12.7	16	0							
12/6	at Minnesota	7	90	12.9	29	0							
12/13	at Baltimore	6	104	17.3	49t	2							
12/20	Cleveland	5	55	11.0	27t	1							
12/27	St. Louis	3	33	11.0	16	0							
1/3	at Arizona	2	36	18.0	36	0							
TOTALS (16/8)		51	664	13.0	49t	6							
1/10	at Minnesota	1	35	35.0	35	0							
1/17	at Carolina	3	75	25.0	33t	1							
PLAYOFF TOTALS (2/0)		4	110	27.5	35	1							



33

KELCIE McCRAY

SAFETY

Height 6-2
 Weight 202
 College Arkansas State
 Seasons NFL 5th, Seahawks 2nd
 Born September 21, 1988
 Hometown Columbus, Ga.

McCRAY'S NFL RECORD

Club	G/S	Tackles			Sacks		Interceptions									
		Tkl	So	Ast	QB	Yds	No	Yds	Avg	LG	TD	PD	FF	FR	Yds	
2012 Miami							Injured Reserve									
2013 Miami	4/0	0	0	0	0.0	0.0	0	0	0.0	0	0	0	0	0	0	0
Tampa Bay	11/0	7	3	4	0.0	0.0	0	0	0.0	0	0	1	0	1	0	
2014 Kansas City	16/0	3	2	1	0.0	0.0	0	0	0.0	0	0	0	0	0	0	
2015 Seattle	16/3	25	16	9	0.0	0.0	0	0	0.0	0	0	2	0	0	0	
2016 Seattle	3/0	0	0	0	0.0	0.0	0	0	0.0	0	0	0	0	0	0	
NFL TOTALS	50/3	35	21	14	0.0	0.0	0	0	0.0	0	0	3	0	1	0	

POSTSEASON

Club	G/S	Tackles			Sacks		Interceptions								
		Tkl	So	Ast	QB	Yds	No	Yds	Avg	LG	TD	PD	FF	FR	Yds
2015 Seattle	2/1	0	0	0	0.0	0.0	0	0	0.0	0	0	0	0	0	0
NFL TOTALS	2/1	0	0	0	0.0	0.0	0	0	0.0	0	0	0	0	0	0

McCRAY'S SINGLE-GAME HIGHS

Tackles: 10 vs. St. Louis (12/27/15) **FF:** None
Sacks: None **FR:** 1 at Detroit (11/24/13)
Int.: None

ADDITIONAL STATS

Special Teams Tackles: 2013 (5); 2014 (8); 2015 (12), 2016 (1); **Career:** (26).
Postseason: 2015 (1); **Career:** (1).

McCRAY'S 2016 SEASON

McCRAY'S 2016 GAME-BY-GAME

Game	G/S	T	S	A	QB	Yds.	QH	Int.	Yds.	PD	FF	FR	Yds.
Games 1-3	3/0						Special Teams Only						
Totals	3/0	0	0	0	0.0	0.0	0	0	0	0	0	0	0



93

TONY McDANIEL

DEFENSIVE TACKLE

Height	6-7
Weight	305
College	Tennessee
Seasons	NFL 11th, Seahawks 3rd
Born	January 20, 1985
Hometown	Columbia, S.C.

NFL TRANSACTIONS:

04/30/06: Signed with Jacksonville as undrafted FA
 03/20/09: Traded by Jacksonville to Miami
 04/03/12: Signed with Seattle as UFA
 08/11/15: Signed with Tampa Bay as UFA
 08/16/16: Signed with Seattle as UFA

NFL CAREER HIGHLIGHTS:

- Recorded 31 tackles (16 solo) in 16 games played with 14 starts in 2014.
- In his first season in Seattle, led all defensive linemen with a career-high 52 tackles (23 solo) and added 2.0 sacks and one fumble recovery in 16 games played with 15 starts. Played in all three postseason games with two starts and tallied four tackles (three solo).
- Originally signed by Jacksonville as an undrafted rookie free agent on April 30, 2006, where he spent three seasons. Traded to Miami on March 20, 2009 and played four seasons with the Dolphins.

- Posted a career-high 36 tackles (30 solo) and 2.5 sacks in 2010, playing in 15 games with one start. Tied sacks-high the following year in 2011.

- Recorded a career-high 10 tackles (nine solo) vs. Tennessee (11/5/06).

- Ended 2007 and 2008 seasons on injured reserve (wrist and toe, respectively).

COLLEGE: Three-year letterman as a defensive tackle at Tennessee and left school following his junior season. Collected 33 career tackles, six for a loss, and one sack. Played in nine games as a junior and finished with 13 tackles. Appeared in 13 games with one start as a sophomore and played in 11 games as a true freshman.

PERSONAL: Attended W.J. Keenan High in Columbia, S.C. Earned All-State honors as a senior, recording nearly 100 tackles and 15 sacks as a senior. Majored in arts and sciences. Has two sons, Ataeous and Anthony.

McDANIEL'S SINGLE-GAME HIGHS

Tackles: 10 vs. Tennessee (11/5/06)
 Sacks: 1.5 at Buffalo (11/29/09)
 Int.: None

FF: None
 FR: 1, 2 Times, Last at Carolina (9/8/13)

McDANIEL'S 2016 SEASON

McDANIEL'S 2016 GAME-BY-GAME


Game	G/S	T	S	A	QB	Yds.	QH	Int.	Yds.	PD	FF	FR	Yds.
Miami (9/11)	1/0	2	0	2	0.0	0.0	0	0	0	0	0	0	0
at L.A. (9/18)	1/0	1	1	0	0.0	0.0	0	0	0	1	0	0	0
SF (9/25)	1/0	2	0	2	0.0	0.0	0	0	0	0	0	0	0
Totals	3/0	5	1	4	0.0	0.0	0	0	0	0	0	0	0

McDANIEL'S NFL RECORD

Club	G/S	Tackles			Sacks		Interceptions									
		Tkl	So	Ast	QB	Yds	No	Yds	Avg	LG	TD	PD	FF	FR	Yds	
2006 Jacksonville	11/0	21	15	6	1.0	7.5	0	0	0.0	0	0	0	0	0	0	0
2007 Jacksonville	4/0	4	4	0	0.0	0.0	0	0	0.0	0	0	0	0	0	0	0
2008 Jacksonville	10/3	22	15	7	0.5	4.0	0	0	0.0	0	0	0	0	0	0	0
2009 Miami	16/0	16	13	3	1.5	16.5	0	0	0.0	0	0	1	0	0	0	0
2010 Miami	15/1	36	30	6	2.5	11.5	0	0	0.0	0	0	3	0	0	0	0
2011 Miami	12/1	19	13	6	2.5	12.5	0	0	0.0	0	0	2	0	0	0	0
2012 Miami	11/0	11	6	5	0.5	3.0	0	0	0.0	0	0	1	0	1	0	0
2013 Seattle	16/15	52	23	29	2.0	16.0	0	0	0.0	0	0	1	0	1	0	0
2014 Seattle	16/14	31	16	15	0.0	0.0	0	0	0.0	0	0	1	0	0	0	0
2015 Tampa Bay	14/3	25	13	12	1.0	6.0	0	0	0.0	0	0	1	0	0	0	0
2016 Seattle	3/0	5	1	4	0.0	0.0	0	0	0.0	0	0	1	0	0	0	0
NFL TOTALS	128/37	242	149	93	11.5	77.0	0	0	0.0	0	0	11	0	2	0	0

POSTSEASON

Club	G/S	Tackles			Sacks		Interceptions									
		Tkl	So	Ast	QB	Yds	No	Yds	Avg	LG	TD	PD	FF	FR	Yds	
2013 Seattle	3/2	4	3	1	0.0	0.0	0	0	0.0	0	0	1	0	0	0	0
2014 Seattle	3/3	10	1	9	0.0	0.0	0	0	0.0	0	0	1	0	1	0	0
NFL TOTALS	6/5	14	4	10	0.0	0.0	0	0	0.0	0	0	2	0	1	0	0



30

DEWEY McDONALD

LINEBACKER

Height	6-0
Weight	220
College	California (Pa.)
Seasons	NFL 3rd, Seahawks 1st
Born	June 10, 1990
Hometown	Ranson, West Va.

NFL TRANSACTIONS:

05/12/14: Signed with Indianapolis as undrafted FA
 08/30/14: Waived by Indianapolis
 09/01/14: Signed to Indianapolis PS
 09/29/14: Signed to Indianapolis active roster
 10/27/15: Waived by Indianapolis
 10/28/15: Claimed by New England
 11/12/15: Waived by New England
 12/02/15: Signed to Oakland PS
 12/29/15: Signed to Oakland active roster
 09/03/16: Traded by Oakland to Seattle

NFL CAREER HIGHLIGHTS:

- Has seen action in 15 career games between 2014-15 with Indianapolis (13), New England (1) and Oakland (1). Played in three total games with three different teams in 2015.
- Totaled 13 special teams tackles in 15 games played from 2014-15. Ranked second for the Colts in 2014 with 13 special teams tackles.
- Saw action in three postseason contests for

Indianapolis in 2014 and totaled two special teams stops.

COLLEGE: Started at Fairmont State before transferring to California University (Pa.). Tallied a career-best 89 tackles, six tackles for loss, three interceptions (all returned for TDs) and eight passes defended at California. Named a Don Hansen All-American third-team choice, *D2football.com* All-American honorable mention selection, Don Hansen first-team All-Super Region One choice, first-team All-Daktronics Super Region One selection and first-team PSAC West choice.

PERSONAL: Attended Jefferson High School in Shenandoah Junction, West Va., where he was a three-time all-conference and all-area pick. Named the *Martinsburg Journal* Defensive Player of the Year as a junior. Recorded 17 interceptions and more than 1,500 yards and 22 TDs during high school career. Won state championships in the high jump, long jump and as a member of the 4x100 relay.

McDONALD'S 2016 SEASON

Mia (9/11): Inactive. at LA (9/18): Inactive. SF (9/25): Active for first time of the season and saw action on special teams.

McDONALD'S 2016 GAME-BY-GAME

Game	G/S	T	S	A	QB	Yds.	QH	Int.	Yds.	PD	FF	FR	Yds.
Games 1-2	0/0												
SF (9/25)	1/0												
Totals	1/0	0	0	0	0.0	0.0	0	0	0	0	0	0	0

McDONALD'S NFL RECORD

Club	G/S	Tackles			Sacks		Interceptions									
		Tkl	So	Ast	QB	Yds	No	Yds	Avg	LG	TD	PD	FF	FR	Yds	
2014 Indianapolis	12/0	0	0	0	0.0	0.0	0	0	0.0	0	0	0	0	0	0	0
2015 Indianapolis	1/0	1	0	1	0.0	0.0	0	0	0.0	0	0	0	0	0	0	0
New England	1/0	0	0	0	0.0	0.0	0	0	0.0	0	0	0	0	0	0	0
Oakland	1/0	0	0	0	0.0	0.0	0	0	0.0	0	0	0	0	0	0	0
2016 Seattle	1/0	0	0	0	0.0	0.0	0	0	0.0	0	0	0	0	0	0	0
NFL TOTALS	16/0	1	0	1	0.0	0.0	0	0	0.0	0	0	0	0	0	0	0

POSTSEASON

Club	G/S	Tackles			Sacks		Interceptions									
		Tkl	So	Ast	QB	Yds	No	Yds	Avg	LG	TD	PD	FF	FR	Yds	
2014 Indianapolis	3/0	0	0	0	0.0	0.0	0	0	0.0	0	0	0	0	0	0	0
NFL TOTALS	3/0	0	0	0	0.0	0.0	0	0	0.0	0	0	0	0	0	0	0

McDONALD'S SINGLE-GAME HIGHS

Tackles: 1 vs. New Orleans (10/25/15)
 Sacks: None
 Int.: None

FF: None
 FR: None

ADDITIONAL STATS

Special Teams Tackles: 2014 (13), 2015 (0); Career: 13.



19

TANNER McEVoy

WIDE RECEIVER

Height	6-6
Weight	230
College	Wisconsin
Seasons	Rookie
Born	January 26, 1993
Hometown	Hillsdale, N.J.

McEVoy'S 2016 SEASON

Mia (9/11): Saw first-career action. at LA (9/18): Inactive. SF (9/25): Saw action at WR but did not have a reception.

2016	Opponent	No	Yds	Avg	LG	TD
9/11	Miami	0	0	0.0	0	0
9/18	at L.A.	Inactive				
9/25	San Francisco	0	0	0.0	0	0
TOTALS (2/0)		0	0	0.0	0	0



91

CASSIUS MARSH

DEFENSIVE END/LINEBACKER

Height	6-4
Weight	245
College	UCLA
Seasons	NFL 3rd, Seahawks 3rd
Born	July 7, 1992
Hometown	Simi Valley, Calif.

MARSH'S NFL RECORD

Club	G/S	Tackles			Sacks		Interceptions									
		Tkl	So	Ast	QB	Yds	No	Yds	Avg	LG	TD	PD	FF	FR	Yds	
2014 Seattle	5/0	5	1	4	0.0	0.0	0	0	0.0	0	0	0	0	0	0	0
2015 Seattle	16/0	18	12	6	0.0	0.0	0	0	0.0	0	0	0	0	0	0	0
2016 Seattle	3/0	2	1	1	1.0	9.0	0	0	0.0	0	0	0	1	0	0	0
NFL TOTALS	24/0	25	14	11	1.0	9.0	0	0	0.0	0	0	0	1	0	0	0

POSTSEASON

Club	G/S	Tackles			Sacks		Interceptions									
		Tkl	So	Ast	QB	Yds	No	Yds	Avg	LG	TD	PD	FF	FR	Yds	
2015 Seattle	2/0	1	0	1	0.0	0.0	0	0	0.0	0	0	0	0	0	0	0
NFL TOTALS	2/0	1	0	1	0.0	0.0	0	0	0.0	0	0	0	0	0	0	0

MARSH'S SINGLE-GAME HIGHS

Tackles: 4 vs. Denver (9/21/14) **FF:** 1 vs. Miami (9/11/16)
Sacks: 1 vs. Miami (9/11/16) **FR:** None
Int.: None

ADDITIONAL STATS

Special Teams Tackles: 2015 (10); 2016 (3, blocked kick) **Career:** (13, blocked kick).
Postseason: 2015 (1); **Career:** (1).

MARSH'S 2016 SEASON

Mia (9/11): Posted first-career sack and FF on the next to the last play of the game. Also posted three special teams tackles and blocked a 27-yard field goal in a 2-point Seahawks win.

MARSH'S 2016 GAME-BY-GAME

Game	G/S	T	S	A	QB	Yds.	QH	Int.	Yds.	PD	FF	FR	Yds.
Miami (9/11)	1/0	1	1	0	1.0	9.0	0	0	0	0	1	0	0
at L.A. (9/18)	1/0	0	0	0	0.0	0.0	0	0	0	0	0	0	0
SF (9/25)	1/0	1	0	1	0.0	0.0	0	0	0	0	0	0	0
Totals	3/0	2	1	1	1.0	9.0	0	0	0	0	1	0	0



43

TERRENCE MAGEE

RUNNING BACK

Height	5-9
Weight	220
College	LSU
Seasons	NFL 2nd, Seahawks 1st
Born	March 16, 1993
Hometown	Covington, La.

NFL TRANSACTIONS:

05/08/15: Signed with Baltimore as undrafted FA
 09/05/15: Waived by Baltimore
 09/08/15: Signed as a FA by Baltimore
 09/22/15: Waived by Baltimore
 09/24/15: Signed to Baltimore PS
 10/17/15: Signed to Baltimore active roster
 10/26/15: Waived by Baltimore
 10/28/15: Signed to Baltimore PS
 11/28/15: Released from Baltimore PS
 12/02/15: Signed to Baltimore PS
 12/15/15: Signed to Baltimore active roster
 05/06/16: Waived by Baltimore
 06/07/16: Signed as a FA by Los Angeles
 09/03/16: Waived by Los Angeles
 09/04/16: Signed to Los Angeles PS
 09/08/16: Released from Los Angeles PS
 09/21/16: Signed to Seattle PS
 09/24/16: Signed to Seattle active roster

NFL CAREER HIGHLIGHTS:

- Saw action in four games with Baltimore in 2015 where he spent time on the active roster and on the practice squad for most of the season.

COLLEGE: Played in 40 games (one start) in four years with the Tigers, rushing for 1,330 yards and 12 touchdowns, netting 24 receptions for 271 yards. As a senior, was given the honor of wearing the coveted No. 18 jersey. The No. 18 tradition started with QB Matt

Mauck in 2003 when he led the Tigers to the National Title. Since then, the player who most represents what it means to be an LSU Tiger – on and off the field – is awarded the No. 18. In 2014, he saw action in 13 games (one start), finishing with 571 rushing yards and three touchdowns on 112 carries (5.1 avg.). Ranked second on the team with 626 rushing yards and eight touchdowns as a junior in 2013, seeing action in all 13 contests. Ran for 100-plus yards in three games, including a career-high 149 yards (including a career-long 65 yarder) against Texas A&M. Played in nine games (no rushing yards) as a sophomore in 2012. As a true freshman in 2011, saw action in five games, rushing seven times. Graduated from LSU with a degree in sports administration.

PERSONAL: Prepped at Franklinton (La.) High School, where as a QB, led team to a 14-1 record and the 2010 Louisiana 4A State Championship. Passed for 2,634 yards and 35 TDs and rushed for 1,370 yards and 19 touchdowns on 161 carries that season. Honored as the Louisiana 4A Most Outstanding Offensive Player of the Year and was named the 2010 Warrick Dunn Award honoree as WAFB's Sportsline Player of the Year. Also earned honorable mention 4A All-State accolades in baseball as a senior when he pitched and played centerfield.

MAGEE'S 2016 SEASON

Signed to the practice squad September 21. Signed to the 53-man roster September 24. **SF (9/25):** Saw action in first game for Seattle and carried three times for 12 yards.

2016 Weeks	Opponent	-----Rushing-----					-----Receiving-----					Total
		Att	Yds	Avg	LG	TD	Rec	Yds	Avg	LG	TD	
1-2	Not on roster											
09/25	San Francisco	3	12	4.0	5	0	0	0	0.0	0	0	12
TOTALS (1/0)		3	12	4.0	5	0	0	0	0.0	0	0	12

MAGEE'S NFL RECORD

	Club	G/S	Rushing					Receiving				
			Att	Yds	Avg	LG	TD	No	Yds	Avg	LG	TD
2015	Baltimore	4/0	2	5	2.5	4	0	1	2	2.0	2	0
2016	Seattle	1/0	3	12	4.0	5	0	0	0	0.0	0	0
NFL TOTALS		5/0	5	17	3.4	5	0	1	2	2.0	2	0

MAGEE'S SINGLE-GAME HIGHS

Rushing

Rush Attempts: 3 vs. San Francisco (9/25/16)
Rush Yards: 12 vs. San Francisco (9/25/16)
Longest Rush: 5, vs. San Francisco (9/25/16)
Most Rush TDs: None

Receiving

Most Rec.: 1 vs. Kansas City (12/20/15)
Most Rec. Yards: 2 vs. Kansas City (12/20/15)
Longest Reception: 2 vs. Kansas City (12/20/16)
Most Rec. TDs: None



32

CHRISTINE MICHAEL

RUNNING BACK

Height 5-10
 Weight 221
 College Texas A&M
 Seasons NFL 4th, Seahawks 4th
 Born November 9, 1990
 Hometown Beaumont, Texas
 Pronunciation KRIS-tin

MICHAEL'S NFL RECORD

Club	G/S	Rushing					Receiving				
		Att	Yds	Avg	LG	TD	No	Yds	Avg	LG	TD
2013 Seattle	4/0	18	79	4.3	13	0	0	0	0.0	0	0
2014 Seattle	10/0	34	175	5.1	45	0	1	12	12.0	12	0
2015 Dallas	5/0	15	51	3.4	13	0	1	2	2.0	2	0
2015 Seattle	3/2	39	192	4.9	45	0	2	14	7.0	11	0
2016 Seattle	3/2	45	232	5.2	41t	2	7	36	5.1	13	0
NFL TOTALS	25/4	151	739	4.9	45	2	11	64	5.8	13	0

POSTSEASON

Club	G/S	Rushing					Receiving				
		Att	Yds	Avg	LG	TD	No	Yds	Avg	LG	TD
2013 Seattle											
2014 Seattle	0/0	0	0	0.0	0	0	0	0	0.0	0	0
2015 Seattle	2/1	21	70	3.3	13	0	1	14	14.0	14	0
NFL TOTALS	2/1	21	70	3.3	13	0	1	14	14.0	14	0

MICHAEL'S SINGLE-GAME HIGHS

Rushing
 Rush Attempts: 20 vs. San Francisco (9/25/16)
 Rush Yards: 106 vs. San Francisco (9/25/16)
 Longest Rush: 45, 2 Times, Last at Arizona (1/3/16)
 Most Rush TDs: 2 vs. San Francisco (9/25/16)

Receiving
 Most Rec.: 3 vs. L.A. (9/18/16)
 Most Rec. Yards: 26 at L.A. (9/18/16)
 Longest Reception: 13 at L.A. (9/18/16)
 Most Rec. TDs: None

MICHAEL'S 2016 SEASON

at LA (9/18): Led team in rushing with 60 yards on 10 carries. Also set career highs with three receptions, 26 yards and a long catch of 13 yards. **SF (9/25):** Scored first career TD on a 41-yard run on the game's third play from scrimmage. Also rushed for a career-best 106 yards on a career-high 20 carries.

2016	Opponent	Rushing					Receiving				
		Att	Yds	Avg	LG	TD	Rec	Yds	Avg	LG	TD
09/11	Miami	15	66	4.4	16	0	2	5	2.5	5	0
09/18	at L.A.	10	60	6.0	16	0	3	26	8.7	13	0
09/25	San Francisco	20	106	5.3	41t	2	2	5	2.5	5	0
TOTALS (3/2)		45	232	5.2	41t	2	7	36	5.1	13	0

MICHAEL'S GAME-BY-GAME

2013	Opponent	Rushing					Receiving				
		Att	Yds	Avg	LG	TD	Rec	Yds	Avg	LG	TD
9/8	at Carolina	Did Not Play									
9/15	San Francisco	Inactive									
9/22	Jacksonville	9	37	4.1	11	0	0	0	0.0	0	0
9/29	at Houston	Did Not Play									
10/6	at Indianapolis	Special Teams Only									
10/13	Tennessee	Did Not Play									
10/17	at Arizona	Did Not Play									
10/28	at St. Louis	Did Not Play									
11/3	Tampa Bay	Inactive									
11/10	at Atlanta	8	33	4.1	13	0	0	0	0.0	0	0
11/17	Minnesota	1	9	9.0	9	0	0	0	0.0	0	0
12/2	New Orleans	Inactive									
12/8	at San Francisco	Inactive									
12/15	at NY Giants	Inactive									
12/22	Arizona	Did Not Play									
12/29	St. Louis	Inactive									
TOTALS (4/0)		18	79	4.4	13	0	0	0	0.0	0	0

1/11	New Orleans	Inactive									
1/19	San Francisco	Inactive									
2/2	Denver	Inactive									

PLAYOFFS (0/0) 0 0 0.0 0 0 0 0 0.0 0 0 0

2014	Opponent	Rushing					Receiving				
		Att	Yds	Avg	LG	TD	Rec	Yds	Avg	LG	TD
Games 1-3		Inactive (hamstring)									
Games 4-5		Inactive									
10/19	at St. Louis	2	5	2.5	3	0	0	0	0.0	0	0
10/26	at Carolina	4	12	3.0	6	0	0	0	0.0	0	12
11/02	Oakland	4	16	4.0	8	0	0	0	0.0	0	16
11/09	NY Giants	4	71	17.8	45	0	0	0	0.0	0	71
11/16	at Kansas City	1	-2	-2.0	-2	0	0	0	0.0	0	-2
11/23	Arizona	Did Not Play									
11/27	at San Francisco	3	10	3.3	8	0	1	12	12.0	12	0
12/07	at Philadelphia	6	32	5.3	11	0	0	0	0.0	0	32
12/14	San Francisco	1	1	1.0	1	0	0	0	0.0	0	1
12/21	at Arizona	8	28	3.5	15	0	0	0	0.0	0	28
12/28	St. Louis	1	2	2.0	2	0	0	0	0.0	0	2
TOTALS (10/0)		34	175	5.1	45	0	1	12	12.0	12	0

1/10	Carolina	Did Not Play									
1/18	Green Bay	Did Not Play									
2/1	New England	Did Not Play									

PLAYOFFS (0/0) 0 0 0.0 0 0 0 0 0.0 0 0 0

2015	Opponent	Rushing					Receiving				
		Att	Yds	Avg	LG	TD	Rec	Yds	Avg	LG	TD
<i>With Dallas</i>											
10/4	at New Orleans	1	-1	-1.0	-1	0	0	0	0.0	0	0
10/11	New England	1	6	6.0	6	0	0	0	0.0	0	6
10/25	at N.Y. Giants	5	18	3.6	13	0	1	2	2.0	2	0
11/1	Seattle	5	20	4.0	9	0	0	0	0.0	0	20
11/15	at Tampa Bay	3	8	2.7	4	0	0	0	0.0	0	8
<i>With Seattle</i>											
12/20	Cleveland	16	84	5.3	10	0	0	0	0.0	0	84
12/27	St. Louis	6	6	1.0	5	0	2	14	7.0	11	0
1/3	at Arizona	17	102	6.0	45	0	0	0	0.0	0	102
TOTALS (8/2)		54	243	4.5	45	0	3	16	5.3	11	0

1/10	at Minnesota	21	70	3.3	13	0	1	14	14.0	14	0
1/17	at Carolina	0	0	0.0	0	0	0	0	0.0	0	0

PLAYOFF TOTALS (2/1) 21 70 3.3 13 0 1 14 14.0 14 0 84



57

MIKE MORGAN

LINEBACKER

Height	6-3
Weight	235
College	Southern California
Seasons	NFL 6th, Seahawks 6th
Born	January 16, 1988
Hometown	Dallas, Texas



70

REES ODHIAMBO

GUARD

Height	6-4
Weight	315
College	Boise State
NFL Seasons	Rookie
Born	September 23, 1992
Hometown	Mansfield, Texas
Pronunciation	oh-dee-OHM-boh

MORGAN'S NFL RECORD

Club	G/S	Tackles			Sacks		Interceptions							FF	FR	Yds
		Tkl	So	Ast	QB	Yds	No	Yds	Avg	LG	TD	PD				
2011 Seattle	5/0	0	0	0	0.0	0.0	0	0	0.0	0	0	0	0	0	0	0
2012 Seattle	16/1	12	6	6	0.0	0.0	0	0	0.0	0	0	0	0	0	0	0
2013 Seattle	16/0	5	3	2	0.0	0.0	0	0	0.0	0	0	0	0	0	0	0
2014 Seattle	16/0	4	4	0	0.0	0.0	0	0	0.0	0	0	0	0	0	0	0
2015 Seattle	14/2	11	7	4	1.0	4.0	0	0	0.0	0	0	0	0	0	0	0
2016 Seattle	3/1	2	1	1	0.0	0.0	0	0	0.0	0	0	0	0	0	0	0
NFL TOTALS	70/4	34	21	13	1.0	4.0	0	0	0.0	0	0	0	0	0	0	0

POSTSEASON

Club	G/S	Tackles			Sacks		Interceptions							FF	FR	Yds
		Tkl	So	Ast	QB	Yds	No	Yds	Avg	LG	TD	PD				
2012 Seattle	2/0	0	0	0	0.0	0.0	0	0	0.0	0	0	0	0	0	0	0
2013 Seattle	3/0	0	0	0	0.0	0.0	0	0	0.0	0	0	0	0	0	0	0
2014 Seattle	3/0	0	0	0	0.0	0.0	0	0	0.0	0	0	0	0	0	0	0
2015 Seattle	2/0	0	0	0	0.0	0.0	0	0	0.0	0	0	0	0	0	0	0
NFL TOTALS	10/0	0	0	0	0.0	0.0	0	0	0.0	0	0	0	0	0	0	0

MORGAN'S SINGLE-GAME HIGHS

Tackles: 6 vs. N.Y. Jets (11/11/12)
Sacks: 1.0 vs. Carolina (10/18/15)
Int.: None

FF: None
FR: None

ADDITIONAL STATS

Special Teams Tackles: 2012 (7); 2013 (6), 2015 (6), 2016 (2); **Career:** (21).
Postseason Special Teams Tackles: 2012 (1), 2015 (1); **Career:** (2).

MORGAN'S 2016 SEASON

Mia (9/11): Didn't start when team opened in nickel. **at LA (9/18):** Started at OLB.

MORGAN'S 2016 GAME-BY-GAME

Game	G/S	T	S	A	QB	Yds.	QH	Int.	Yds.	PD	FF	FR	Yds.
Miami (9/11)	1/0	0	0	0	0.0	0.0	0	0	0	0	0	0	0
at L.A. (9/18)	1/1	1	1	0	0.0	0.0	0	0	0	0	0	0	0
SF (9/25)	1/0	1	0	1	0.0	0.0	0	0	0	0	0	0	0
Totals	3/1	2	1	1	0.0	0.0	0	0	0	0	0	0	0

ODHIAMBO'S NFL RECORD

Year	Team	GP/GS	Postseason
2016	Seattle	1/0	
NFL TOTALS		1/0	

ODHIAMBO'S 2016 SEASON

Mia (9/11): Inactive. **at LA (9/18):** Saw first-career action on special teams. **SF (9/25):** Inactive.




58

KEVIN PIERRE-LOUIS

LINEBACKER

Height	6-0
Weight	230
College	Boston College
Seasons	NFL 3rd, Seahawks 3rd
Born	October 7, 1991
Hometown	Norwalk, Conn.



40

TYVIS POWELL

SAFETY

Height	6-3
Weight	211
College	Ohio State
Seasons	Rookie
Born	February 16, 1994
Hometown	Bedford, Ohio

PIERRE-LOUIS' NFL RECORD

Club	G/S	Tackles			Sacks		Interceptions									
		Tkl	So	Ast	QB	Yds	No	Yds	Avg	LG	TD	PD	FF	FR	Yds	
2014 Seattle	7/0	10	7	3	0.0	0.0	0	0	0.0	0	0	0	0	0	0	0
2015 Seattle	14/1	12	3	9	0.0	0.0	0	0	0.0	0	0	1	0	0	0	
2016 Seattle	3/0	0	0	0	0.0	0.0	0	0	0.0	0	0	0	0	0	0	
NFL TOTALS	24/1	22	10	12	0.0	0.0	0	0	0.0	0	0	1	0	0	0	

POSTSEASON															
Club	G/S	Tackles			Sacks		Interceptions								
		Tkl	So	Ast	QB	Yds	No	Yds	Avg	LG	TD	PD	FF	FR	Yds
2015 Seattle	1/0	0	0	0	0.0	0.0	0	0	0.0	0	0	0	0	0	0
NFL TOTALS	1/0	0	0	0	0.0	0.0	0	0	0.0	0	0	0	0	0	0

PIERRE-LOUIS' SINGLE-GAME HIGHS

Tackles: 11 vs. Carolina (10/18/15)
Sacks: None
Int.: None

FF: None
FR: None

ADDITIONAL STATS

Special Teams Tackles: 2015 (6), 2016 (2); **Career:** (8).
Postseason Special Teams Tackles: 2015 (1); **Career:** (1).

PIERRE-LOUIS' 2016 SEASON

Mia (9/11): Saw limited action at LB when KJ Wright exited the game. Had one special teams tackle.

PIERRE-LOUIS' 2016 GAME-BY-GAME

Game	G/S	T	S	A	QB	Yds.	QH	Int.	Yds.	PD	FF	FR	Yds.
Miami (9/11)	1/0	0	0	0	0.0	0.0	0	0	0	0	0	0	0
at L.A. (9/18)	1/0												
SF (9/25)	1/0												
Totals	3/0	0	0	0	0.0	0.0	0	0	0	0	0	0	0

POWELL'S 2016 SEASON

Mia (9/11): Saw action in first-career game on special teams and had a tackle. **at LA (9/18):** Saw action on special teams and had a tackle. **SF (9/25):** Inactive.

POWELL'S 2016 GAME-BY-GAME

Game	G/S	T	S	A	QB	Yds.	QH	Int.	Yds.	PD	FF	FR	Yds.
Games 1-2	2/0												
SF (9/25)													
Totals	2/0	0	0	0	0.0	0.0	0	0	0	0	0	0	0

Additional Stats: Special Teams Tackles (2).



22

C.J. PROISE
RUNNING BACK

Height 6-1
Weight 220
College Notre Dame
NFL Seasons Rookie
Born May 20, 1994
Hometown Petersburg, Va.
Pronunciation PRO-sise

PROISE'S 2016 SEASON

Mia (9/11): Saw action in first-career game. Did not finish the game with an injured wrist. **at LA (9/18):** Inactive (wrist). **SF (9/25):** Inactive (wrist).

2016	Opponent	-----Rushing-----					-----Receiving-----					Total
		Att	Yds	Avg	LG	TD	Rec	Yds	Avg	LG	TD	
09/11	Miami	1	-2	-2.0	-2	0	1	13	13.0	13	0	11
09/18	at L.A.	Inactive (wrist)										
09/25	San Francisco	Inactive (wrist)										
TOTALS (1/0)		1	-2	-2.0	-2	0	1	13	13.0	13	0	11



34

THOMAS RAWLS

RUNNING BACK

Height 5-9
 Weight 215
 College Central Michigan
 Seasons NFL 2nd, Seahawks 2nd
 Born August 8, 1993
 Hometown Flint, Mich.

RAWLS' NFL RECORD

Club	Team	G/S	Rushing					Receiving				
			Att	Yds	Avg	LG	TD	No	Yds	Avg	LG	TD
2015	Seattle	13/7	147	830	5.6	69t	4	9	76	8.4	31t	1
2016	Seattle	2/1	19	25	1.3	8	0	6	41	6.8	11	0
NFL TOTALS		15/8	166	855	5.2	69t	4	15	117	7.8	31t	1

RAWLS' SINGLE-GAME HIGHS

Rushing
Rush Attempts: 30 vs. San Francisco (11/22/15)
Rush Yards: 209 vs. San Francisco (11/22/15)
Longest Rush: 69t at Cincinnati (10/11/15)
Most Rush TDs: 1, 4 Times, Last at Min (12/6/15)

Receiving
Most Rec.: 3, 3 Times, Last at L.A. (9/18/16)
Most Rec. Yards: 46 vs. San Francisco (11/22/15)
Longest Reception: 31t vs. San Francisco (11/22/15)
Most Rec. TDs: 1 vs. San Francisco (11/22/15)

RAWLS' 2016 SEASON

Mia (9/11): Saw action in first game since injuring his ankle in 2015. **at LA (9/18):** Started but did not play in the second half after injuring his shin. **SF (9/25):** Inactive (shin).

2016	Opponent	Rushing					Receiving					Total
		Att	Yds	Avg	LG	TD	Rec	Yds	Avg	LG	TD	
9/11	Miami	12	32	2.7	8	0	3	26	8.7	11	0	58
9/18	at L.A.	7	-7	-1.0	-11	0	3	15	5.0	11	0	8
9/25	San Francisco	Inactive (shin)										
TOTALS (2/1)		19	25	1.3	8	0	6	41	6.8	11	0	66

RAWLS' GAME-BY-GAME

2015	Opponent	Rushing					Receiving					Total
		Att	Yds	Avg	LG	TD	Rec	Yds	Avg	LG	TD	
9/13	at St. Louis	2	5	2.5	4	0	0	0	0.0	0	0	5
9/20	at Green Bay	0	0	0.0	0	0	0	0	0.0	0	0	0
9/27	Chicago	16	104	6.5	21	0	0	0	0.0	0	0	104
10/5	Detroit	17	48	2.8	10	0	1	-1	-1.0	-1	0	47
10/11	at Cincinnati	23	169	7.3	69t	1	0	0	0.0	0	0	169
10/18	Carolina	1	8	8.0	8	0	0	0	0.0	0	0	8
10/22	at San Francisco	6	32	5.3	17	0	2	9	4.5	5	0	41
11/1	at Dallas	4	10	2.5	7	0	0	0	0.0	0	0	10
11/15	Arizona	2	19	9.5	13	0	0	0	0.0	0	0	19
11/22	San Francisco	30	209	7.0	30	1	3	46	15.3	31t	1	255
11/29	Pittsburgh	21	81	3.9	17	1	0	0	0.0	0	0	81
12/6	at Minnesota	19	101	5.3	20	1	3	22	7.3	9	0	123
12/13	at Baltimore	6	44	7.3	16	0	0	0	0.0	0	0	44
TOTALS (13/7)		147	830	5.6	69t	4	9	76	8.4	31t	1	906



90

JARRAN REED

DEFENSIVE TACKLE

Height 6-3
 Weight 311
 College Alabama
 NFL Seasons Rookie
 Born December 16, 1992
 Hometown Goldsboro, N.C.
 Pronunciation JARE-inn

REED'S 2016 SEASON

Mia (9/11): Started first-career game and had two tackles and two passes defended. **SF (9/25):** Had three assisted tackles.

REED'S 2016 GAME-BY-GAME

Game	G/S	T	S	A	QB	Yds.	QH	Int.	Yds.	PD	FF	FR	Yds.
Miami (9/11)	1/1	2	0	2	0.0	0.0	0	0	0	2	0	0	0
at L.A. (9/18)	1/1	2	1	1	0.0	0.0	0	0	0	0	0	0	0
SF (9/25)	1/1	3	0	3	0.0	0.0	0	0	0	0	0	0	0
Totals	3/3	7	1	6	0.0	0.0	0	0	0	2	0	0	0



10

PAUL RICHARDSON

WIDE RECEIVER

Height 6-0
 Weight 183
 College Colorado
 Seasons NFL 3rd, Seahawks 3rd
 Born April 13, 1992
 Hometown Los Angeles, Calif.

RICHARDSON'S NFL RECORD

Year	Club	G/S	No	Yds	Avg	LG	TD
2014	Seattle	15/6	29	271	9.3	32	1
2015	Seattle	1/0	1	40	40.0	40	0
2016	Seattle	3/0	4	46	11.5	14	0
NFL TOTALS		19/6	34	357	10.5	40	1

POSTSEASON							
Year	Club	G/S	No	Yds	Avg	LG	TD
2014	Seattle	1/0	1	21	21.0	21	0
NFL TOTALS		1/0	1	21	21.0	21	0

RICHARDSON'S SINGLE-GAME HIGHS

Most Receptions: 5, 2 Times, Last vs. St. Louis (12/28/14) **Most Yards:** 60 vs. St. Louis (12/28/14)
Most TDs: 1 vs. San Francisco (12/14/14) **Longest Reception:** 40 vs. SF (11/22/15)

RICHARDSON'S 2016 SEASON

2016	Opponent	No	Yds	Avg	LG	TD
9/11	Miami	1	11	11.0	11	0
9/18	at L.A.	3	35	11.7	14	0
9/25	San Francisco	0	0	0.0	0	0
TOTALS (3/0)		4	46	11.5	14	0

RICHARDSON'S GAME-BY-GAME RECEIVING

2014	Opponent	No	Yds	Avg	LG	TD	2015	Opponent	No	Yds	Avg	LG	TD
09/04	Green Bay	0	0	0.0	0	0	Games 1-8	PUP (Knee)					
09/14	at San Diego	0	0	0.0	0	0	11/15	Arizona	1	40	40.0	40	0
09/21	Denver	1	7	7.0	7	0	11/22	San Francisco	Inactive (Hamstring)				
10/06	at Washington	0	0	0.0	0	0	11/29	Pittsburgh	Inactive (Hamstring)				
10/12	Dallas	Inactive					TOTALS (1/0)		1	40	40.0	40	0
10/19	at St. Louis	4	33	8.3	11	0							
10/26	at Carolina	2	20	10.0	11	0							
11/02	Oakland	3	12	4.0	10	0							
11/09	NY Giants	0	0	0.0	0	0							
11/16	at Kansas City	3	24	8.0	10	0							
11/23	Arizona	0	0	0.0	0	0							
11/27	at San Francisco	1	6	6.0	6	0							
12/07	at Philadelphia	2	27	13.5	20	0							
12/14	San Francisco	3	30	10.0	11	1							
12/21	at Arizona	5	52	10.4	22	0							
12/28	St. Louis	5	60	12.0	32	0							
TOTALS (15/6)		29	271	9.3	32	1							
1/10	Carolina	1	21	21.0	21	0							
PLAYOFFS (1/0)		1	21	21.0	21	0							



77

AHTYBA RUBIN

DEFENSIVE TACKLE

Height 6-2
 Weight 310
 College Iowa State
 Seasons NFL 9th, Seahawks 2nd
 Born July 25, 1986
 Hometown Pensacola, Fla.
 Pronunciation ah-TAH-buh

RUBIN'S NFL RECORD

Year	Club	G/S	Tackles			Sacks		Interceptions					FF	FR	Yds	
			Tkl	So	Ast	QB	Yds	No	Yds	Avg	LG	TD				PD
2008	Cleveland	12/0	11	7	4	0.0	0.0	0	0	0.0	0	0	0	0	1	0
2009	Cleveland	16/5	38	23	15	0.0	0.0	0	0	0.0	0	0	0	1	0	0
2010	Cleveland	16/16	82	57	25	2.0	17.0	1	1	1.0	1	0	2	0	0	0
2011	Cleveland	16/16	83	56	27	5.0	36.5	0	0	0.0	0	0	0	0	0	0
2012	Cleveland	13/13	44	30	14	2.0	13.0	0	0	0.0	0	0	2	2	0	0
2013	Cleveland	14/14	52	25	27	2.0	9.0	0	0	0.0	0	0	0	0	0	0
2014	Cleveland	13/11	28	14	14	1.0	6.0	0	0	0.0	0	0	1	0	0	0
2015	Seattle	16/16	36	20	16	2.0	9.0	1	2	2.0	2	0	1	0	0	0
2016	Seattle	3/3	7	3	4	0.0	0.0	0	0	0.0	0	0	0	1	0	0
NFL TOTALS		119/94	381	235	146	14.0	90.5	2	3	1.5	2	0	6	4	1	0

POSTSEASON

Year	Club	G/S	Tackles			Sacks		Interceptions					FF	FR	Yds	
			Tkl	So	Ast	QB	Yds	No	Yds	Avg	LG	TD				PD
2015	Seattle	2/2	10	5	5	1.0	9.0	0	0	0.0	0	0	0	0	1	0
NFL TOTALS		2/2	10	5	5	1.0	9.0	0	0	0.0	0	0	0	0	1	0

RUBIN'S SINGLE-GAME HIGHS

Tackles: 10 at Cincinnati (12/19/10) **FF:** 1, 4 Times, Last vs. Miami (9/11/16)
Sacks: 1.5 vs. Miami (9/25/11) **FR:** 1 at Buffalo (11/17/08)
Int.: 1, 2 Times, Last vs. Pittsburgh (11/29/15)

RUBIN'S 2016 SEASON

RUBIN'S 2016 GAME-BY-GAME

Game	G/S	T	S	A	QB	Yds.	QH	Int.	Yds.	PD	FF	FR	Yds.
Miami (9/11)	1/1	0	0	0	0.0	0.0	0	0	0	0	1	0	0
at L.A. (9/18)	1/1	2	2	0	0.0	0.0	0	0	0	0	0	0	0
SF (9/25)	1/1	5	1	4	0.0	0.0	0	0	0	0	0	0	0
Totals	3/3	7	3	4	0.0	0.0	0	0	0	0	1	0	0



9

JON RYAN

PUNTER

Height 6-0
Weight 217
College Regina
Seasons NFL 11th, Seahawks 9th
Born November 26, 1981
Hometown Regina, Saskatchewan

RYAN'S 2016 SEASON

2016	Opponent	No	Yds	Avg	Net Avg	LG	I20	TB	Blk
9/11	Miami	6	253	42.2	36.8	50	2	0	0
9/18	at Los Angeles	7	309	44.1	39.1	51	2	1	0
9/25	San Francisco	2	102	51.0	41.0	57	0	0	0
TOTALS		15	664	44.3	38.5	57	4	1	0

RYAN'S NFL RECORD

Club	G/S	No	Yds	Avg	Net Avg	LG	I20	TB	Blk
2006 Green Bay	16/0	84	3,739	44.5	35.7	66	17	12	0
2007 Green Bay	16/0	60	2,664	44.4	37.6	72	18	11	2
2008 Seattle	15/0	78	3,557	45.6	37.9	63	22	12	1
2009 Seattle	16/0	88	4,068	46.2	38.7	70	28	9	0
2010 Seattle	16/0	78	3,254	41.7	37.3	63	27	1	0
2011 Seattle	16/0	95	4,431	46.6*	39.3	77*	34	8	0
2012 Seattle	16/0	65	2,963	45.6	40.8*	73	30	3	0
2013 Seattle	16/0	74	3,159	42.7	39.2	69	28	5	2
2014 Seattle	16/0	61	2,688	44.1	38.3	66	28	6	1
2015 Seattle	16/0	68	3,105	45.7	37.9	73	24	7	0
2016 Seattle	3/0	15	664	44.3	38.5	57	4	1	0
NFL TOTALS	162/0	766	34,291	44.8	38.3	77	260	75	6

POSTSEASON

Club	G/S	No	Yds	Avg	Net Avg	LG	I20	TB	Blk
2007 Green Bay	2/0	9	298	33.1	28.2	43	3	1	0
2010 Seattle	2/0	13	470	36.2	33.0	52	4	0	0
2012 Seattle	2/0	6	214	35.7	30.3	50	2	1	0
2013 Seattle	3/0	9	356	39.6	28.9	46	2	0	0
2014 Seattle	3/0	15	635	42.3	36.2	61	6	0	0
2015 Seattle	2/0	8	286	35.8	34.9	42	4	0	0
NFL TOTALS	14/0	60	2,259	37.7	30.9	61	21	2	0

* Club Record

RYAN'S SINGLE-GAME HIGHS

Punts: 11 vs. Philadelphia (11/2/08)

Avg. (3 min.): 61.0 at Dallas (11/6/11)

Net (3 min.): 58.3 at Dallas (11/6/11)

Longest: 77* at San Francisco (9/11/11)

Inside 20: 6,3, Times, Last at Miami (11/25/12)

ADDITIONAL STATS

Special Teams Tackles: 2006 (1), 2007 (FR), 2009 (3), 2011 (3), 2015 (2); **Career:** (9, FR). **Passing:** 2007: 1-1 for 18 yards, 2009: 1-1 for 42 yards; **Career:** 2-2 for 60 yards.

Rushing: 2006: One for -11, 2007: Two for 7, 2009: One for 0, 2010: One for -9; 2014: Two for 5 (fake FG and fumble punt snap); **Career:** Seven for -8 yards.

Postseason Special Teams Passing: 2014 (1-1, 19-yard TD on Fake FG). **Rushing:** 2015 (One for 4 yards following a low snap).



35

DESHAWN SHEAD

DEFENSIVE BACK

Height 6-2
Weight 212
College Portland State
Seasons NFL 5th, Seahawks 5th
Born June 28, 1988
Hometown Palmdale, Calif.

SHEAD'S NFL RECORD

Club	G/S	Tackles			Sacks		Interceptions								
		Tkl	So	Ast	QB	Yds	No	Yds	Avg	LG	TD	PD	FF	FR	Yds
2012 Seattle	0/0	0	0	0	0.0	0.0	0	0.0	0.0	0	0	0	0	0	0
2013 Seattle	5/0	0	0	0	0.0	0.0	0	0.0	0.0	0	0	0	0	0	
2014 Seattle	16/1	7	6	1	0.0	0.0	0	0.0	0.0	0	0	2	0	0	
2015 Seattle	16/6	49	38	11	1.0	5.0	1	40	40.0	40	0	8	1	0	
2016 Seattle	3/3	15	12	3	0.0	0.0	0	0	0.0	0	0	3	1	0	
NFL TOTALS	40/10	71	56	15	1.0	5.0	1	40	40.0	40	0	13	2	0	

POSTSEASON															
Club	G/S	Tackles			Sacks		Interceptions								
		Tkl	So	Ast	QB	Yds	No	Yds	Avg	LG	TD	PD	FF	FR	Yds
2012 Seattle	0/0	0	0	0	0.0	0.0	0	0	0.0	0	0	0	0	0	0
2013 Seattle	3/0	0	0	0	0.0	0.0	0	0	0.0	0	0	0	0	0	
2014 Seattle	3/0	0	0	0	0.0	0.0	0	0	0.0	0	0	0	0	0	
2015 Seattle	2/1	9	6	3	0.0	0.0	0	0	0.0	0	0	0	0	0	
NFL TOTALS	8/1	9	6	3	0.0	0.0	0	0	0.0	0	0	0	0	0	

SHEAD'S SINGLE-GAME HIGHS

Tackles: 10, vs. Pittsburgh (11/29/15) **FF:** 1, 2 Times, Last vs. San Francisco (9/25/16)
Sacks: 1.0, at Cincinnati (10/11/15) **FR:** None
Int.: 1, at Arizona (1/3/16)

ADDITIONAL STATS

Special Teams Tackles: 2013 (1), 2014 (6, blocked punt), 2015 (4, FF), 2016 (1); **Career:** 12, FF
Postseason Special Teams Tackles: 2013 (2), 2014 (6), 2015 (1); **Career:** 9.

SHEAD'S 2016 SEASON

Mia (9/11): Started at right CB.

SHEAD'S 2016 GAME-BY-GAME

Game	G/S	T	S	A	QB	Yds.	QH	Int.	Yds.	PD	FF	FR	Yds.
Miami (9/11)	1/1	4	1	3	0.0	0.0	0	0	0	2	0	0	0
at L.A. (9/18)	1/1	4	4	0	0.0	0.0	0	0	0	0	0	0	0
SF (9/25)	1/1	7	7	0	0.0	0.0	0	0	0	1	1	0	0
Totals	3/3	15	12	3	0.0	0.0	0	0	0	3	1	0	0



25

RICHARD SHERMAN

CORNERBACK

Height 6-3
 Weight 195
 College Stanford
 Seasons NFL 6th, Seahawks 6th
 Born March 30, 1988
 Hometown Compton, Calif.

SHERMAN'S NFL RECORD

Club	G/S	Tackles			Sacks		Interceptions					PD	FF	FR	Yds
		Tkl	So	Ast	QB	Yds	No	Yds	Avg	LG	TD				
2011 Seattle	16/10	53	46	7	0.0	0.0	4	45	11.3	33	0	17	1	0	0
2012 Seattle	16/16	62	52	10	1.0	16.0	8	57	7.1	29	1	24	3	1	0
2013 Seattle	16/16	49	38	11	0.0	0.0	8	125	15.6	58t	1	19	0	0	0
2014 Seattle	16/16	57	45	12	0.0	0.0	4	81	10.3	53	0	8	1	0	0
2015 Seattle	16/16	50	32	18	0.0	0.0	2	30	15.0	26	0	15	0	0	0
2016 Seattle	3/3	8	6	2	0.0	0.0	0	0	0.0	0	0	1	0	0	0
NFL TOTALS	83/77	279	219	60	1.0	16.0	26	338	13.0	58t	2	84	5	1	0

POSTSEASON															
Club	G/S	Tackles			Sacks		Interceptions					PD	FF	FR	Yds
		Tkl	So	Ast	QB	Yds	No	Yds	Avg	LG	TD				
2012 Seattle	2/2	0	0	0	0.0	0.0	0	0	0.0	0	0	3	0	0	0
2013 Seattle	3/3	10	4	6	0.0	0.0	0	0	0.0	0	0	2	0	0	0
2014 Seattle	3/3	10	7	3	0.0	0.0	2	0	0.0	0	0	3	0	0	0
2015 Seattle	2/2	9	8	1	0.0	0.0	0	0	0.0	0	0	2	0	0	0
NFL TOTALS	8/8	20	11	9	0.0	0.0	2	0	0.0	0	0	10	0	0	0

SHERMAN'S SINGLE-GAME HIGHS

Tackles: 8, 4Times, Last at Cincinnati (10/11/15) **Forced Fumbles:** 1, 5Times, Last vs. Oakland (12/9/14)
Interceptions: 2, 4Times, Last at San Francisco (11/27/14) **Fumble Recoveries:** 1, vs. Arizona (12/9/12)
Sacks: 1.0, vs. N.Y. Jets (11/11/12)

ADDITIONAL STATS

Special Teams Tackles: 2011 (2); **Career:** (2).
Punt Returns: 2013 (1 for -6), 2014 (1 for 0), 2015 (1 for 64); **Career:** (3 for 58, 19.3 avg.).
Touchdowns: 2012 (19 yd. INT return, 90 yd. FG block return); 2013 (58 yd. INT return).

SHERMAN'S 2016 SEASON

SHERMAN'S 2016 GAME-BY-GAME

Game	G/S	T	S	A	QB	Yds.	QH	Int.	Yds.	PD	FF	FR	Yds.
Miami (9/11)	1/1	3	2	1	0.0	0.0	0	0	0	0	0	0	0
at L.A. (9/18)	1/1	3	2	1	0.0	0.0	0	0	0	0	0	0	0
SF (9/25)	1/1	2	2	0	0.0	0.0	0	0	0	1	0	0	0
Totals	3/3	8	6	2	0.0	0.0	0	0	0	1	0	0	0



27

THAROLD SIMON

CORNERBACK

Height	6-3
Weight	202
College	LSU
Seasons	NFL 4th, Seahawks 4th
Born	March 6, 1991
Hometown	Eunice, Louisiana

SIMON'S NFL RECORD

Club	G/S	Tackles			Sacks		Interceptions					PD	FF	FR	Yds
		Tkl	So	Ast	QB	Yds	No	Yds	Avg	LG	TD				
2013 Seattle	0/0	Injured Reserve													
2014 Seattle	10/5	11	9	2	0.0	0.0	1	0	0.0	0	0	3	0	0	0
2015 Seattle	1/0	0	0	0	0.0	0.0	0	0	0.0	0	0	0	0	0	0
2016 Seattle	0/0	0	0	0	0.0	0.0	0	0	0.0	0	0	0	0	0	0
NFL TOTALS	11/5	11	9	2	0.0	0.0	1	0	0.0	0	0	3	0	0	0

POSTSEASON															
Club	G/S	Tackles			Sacks		Interceptions					PD	FF	FR	Yds
		Tkl	So	Ast	QB	Yds	No	Yds	Avg	LG	TD				
2013 Seattle	0/0	Injured Reserve													
2014 Seattle	3/1	5	5	0	0.0	0.0	0	0	0.0	0	0	1	0	0	0
2015 Seattle		Injured Reserve													
NFL TOTALS	3/1	5	5	0	0.0	0.0	0	0	0.0	0	0	1	0	0	0

SIMON'S SINGLE-GAME HIGHS

Tackles: 3 vs. N.Y. Giants (11/9/14) **Forced Fumbles:** None
Interceptions: 1 at Philadelphia (12/7/14) **Fumble Recoveries:** None
Sacks: None

ADDITIONAL STATS

Special Teams Tackles: 2014 (2); Career: (2).

SIMON'S 2016 SEASON

Released September 13. Mia (9/11): Inactive.

SIMON'S 2016 GAME-BY-GAME

Game	G/S	T	S	A	QB	Yds.	QH	Int.	Yds.	PD	FF	FR	Yds.
Miami (9/11)	0/0				Inactive								
Totals	0/0	0	0	0	0.0	0.0	0	0	0	0	0	0	0



98

GARRISON SMITH

DEFENSIVE TACKLE

Height	6-1
Weight	310
College	Georgia
Seasons	NFL 3rd, Seahawks 1st
Born	October 9, 1991
Hometown	Atlanta, Ga.

NFL TRANSACTIONS:

05/12/14: Signed with Miami as undrafted FA
 08/30/14: Waived by Miami
 09/01/14: Signed to Miami PS
 09/06/14: Waived by Miami
 11/27/14: Signed to New Orleans PS
 12/16/14: Waived by New Orleans
 12/23/14: Signed to San Francisco PS
 12/30/14: Signed to reserve/future contract with San Francisco
 09/05/15: Waived by San Francisco
 09/06/15: Signed to San Francisco PS
 01/05/16: Signed to reserve/future contract with San Francisco
 09/05/16: Traded by San Francisco to Seattle

NFL CAREER HIGHLIGHTS:

- Originally signed by Miami as an undrafted free agent and spent the start of 2014 on the Dolphins practice squad. Later spent time on the New Orleans practice squad and ended the season on San Francisco's practice squad.
- Spent the entire 2015 season on the 49ers

practice squad.

COLLEGE: Played in 48 games (23 starts) during his four-year career at Georgia and recorded 145 tackles, 16 TFLs, 7 sacks, 2 FFs and 1 FR. Started all 13 games as a senior, recording 63 tackles, 10 TFLs, 6 sacks and 2 FFs. Named to SEC Academic honor roll in 2013. Appearing in 14 games (8 starts), recorded 57 tackles, 2 TFLs and 1 sack as a junior. In 2011, registered 22 tackles and 3 TFLs in 14 appearances (2 starts). As a sophomore, named to SEC Academic Honor Roll for the fall semester. In 2010, saw action in 7 games, recording 3 tackles and 1 TFL as a freshman.

PERSONAL: Graduated with a degree in history. Attended Douglass (Atlanta, Ga.) HS, where he was named Class 5A All-State First-Team and earned an invitation to the U.S. Army All-America Bowl in 2009. During free time, he enjoys listening to music, hunting, fishing and speaking to local youth. Is cousins with Buffalo Bills T Cordy Glenn.

SMITH'S 2016 SEASON

Mia (9/11): Inactive. at LA (9/18): Inactive. SF (9/25): Saw action in first-career game and totaled four tackles.

SMITH'S 2016 GAME-BY-GAME

Game	G/S	T	S	A	QB	Yds.	QH	Int.	Yds.	PD	FF	FR	Yds.
Games 1-2	0/0												
SF (9/25)	1/0	4	1	3	0.0	0.0	0	0	0.0	0	0	0	0
Totals	1/0	4	1	3	0.0	0.0	0	0	0.0	0	0	0	0

SMITH'S NFL RECORD

Club	G/S	Tackles			Sacks		Interceptions									
		Tkl	So	Ast	QB	Yds	No	Yds	Avg	LG	TD	PD	FF	FR	Yds	
2014 Miami																
New Orleans																
San Francisco																
2015 San Francisco																
2016 Seattle	1/0	4	1	3	0.0	0.0	0	0	0.0	0	0	0	0	0	0	0
NFL TOTALS	1/0	4	1	3	0.0	0.0	0	0	0.0	0	0	0	0	0	0	0



78 **BRADLEY SOWELL**
TACKLE

Height 6-7
Weight 309
College Mississippi
Seasons NFL 5th, Seahawks 1st
Born June 6, 1989
Hometown Hernando, Miss.
Pronunciation SOW-ull (like 'vowel')



23 **STEVEN TERRELL**
CORNERBACK

Height 5-10
Weight 197
College Texas A&M
Seasons NFL 4th, Seahawks 3rd
Born September 21, 1990
Hometown Allen, Texas
Pronunciation TARE-ull

SOWELL'S NFL RECORD

Year	Team	GP/GS	Postseason
2012	Ind.	10/0	1/0
2013	Arizona	16/12	
2014	Arizona	16/0	1/0
2015	Arizona	16/0	2/0
2016	Seattle	3/3	
NFL TOTALS		61/15	4/0

SOWELL'S 2016 SEASON

Mia (9/11): Started at left tackle. at LA (9/18): Started at left tackle. SF (9/25): Started at left tackle.

TERRELL'S NFL RECORD

Club	G/S	Tackles			Sacks		Interceptions			LG	TD	PD	FF	FR	Yds
		Tkl	So	Ast	QB	Yds	No	Yds	Avg						
2013	Jax/Hou	Practice Squad													
2014	Seattle	4/0	0	0	0	0.0	0.0	0	0	0.0	0	0	0	0	0
2015	Seattle	12/0	1	1	0	0.0	0.0	0	0	0.0	0	0	1	0	0
2016	Seattle	3/0	0	0	0	0.0	0.0	0	0	0.0	0	0	0	0	0
NFL TOTALS		19/0	1	1	0	0.0	0.0	0	0	0.0	0	0	1	0	0

POSTSEASON

Club	G/S	Tackles			Sacks		Interceptions			LG	TD	PD	FF	FR	Yds
		Tkl	So	Ast	QB	Yds	No	Yds	Avg						
2014	Seattle	3/0	0	0	0	0.0	0.0	0	0	0.0	0	0	0	0	0
2015	Seattle	2/0	0	0	0	0.0	0.0	0	0	0.0	0	0	0	0	0
NFL TOTALS		5/0	0	0	0	0.0	0.0	0	0	0.0	0	0	0	0	0

TERRELL'S SINGLE-GAME HIGHS

Tackles: 1 at Arizona (1/3/16)
Interceptions: None
Sacks: None

Forced Fumbles: None
Fumble Recoveries: None
Touchdowns: None

ADDITIONAL STATS

Special Teams Tackles: 2014 (1), 2015 (3), 2016 (1); Career: (5).
Postseason Special Teams Tackles: 2014 (1), 2015 (1); Career: (2).

TERRELL'S 2016 SEASON

Mia (9/11): Saw action on special teams only.

TERRELL'S 2016 GAME-BY-GAME

Game	G/S	T	S	A	QB	Yds.	QH	Int.	Yds.	PD	FF	FR	Yds.
Games 1-3	3/0												
Totals	3/0	0	0	0	0.0	0.0	0	0	0	0	0	0	0



29

EARL THOMAS

SAFETY

Height 5-10
 Weight 202
 College Texas
 Seasons NFL 7th, Seahawks 7th
 Born May 7, 1989
 Hometown Orange, Texas

THOMAS' 2016 SEASON

THOMAS' 2016 GAME-BY-GAME

Game	G/S	T	S	A	QB	Yds.	QH	Int.	Yds.	PD	FF	FR	Yds.
Miami (9/11)	1/1	4	2	2	0.0	0.0	0	0	0	0	0	0	0
at L.A. (9/18)	1/1	3	3	0	0.0	0.0	0	0	0	0	0	0	0
SF (9/25)	1/1	2	2	0	0.0	0.0	0	0	0	0	0	0	0
Totals	3/3	9	7	2	0.0	0.0	0	0	0	0	0	0	0

THOMAS' NFL RECORD

Club	G/S	Tackles			Sacks		Interceptions								
		Tkl	So	Ast	QB	Yds	No	Yds	Avg	LG	TD	PD	FF	FR	Yds
2010 Seattle	16/16	71	60	11	0.0	0.0	5	68	13.6	34	0	7	1	0	0
2011 Seattle	16/16	92	67	25	0.0	0.0	2	19	9.5	11	0	6	1	2	0
2012 Seattle	16/16	61	39	22	0.0	0.0	3	80	26.7	57t	1	10	1	0	0
2013 Seattle	16/16	100	75	25	0.0	0.0	5	9	1.8	11	0	8	2	0	0
2014 Seattle	16/16	95	69	26	0.0	0.0	1	47	47.0	47	0	6	3	1	0
2015 Seattle	16/16	61	42	19	0.0	0.0	5	67	13.4	32	0	9	1	0	0
2016 Seattle	3/3	9	7	2	0.0	0.0	0	0	0.0	0	0	0	0	0	0
NFL TOTALS	99/99	489	359	130	0.0	0.0	21	290	13.8	57t	1	46	9	3	0

Club	G/S	Tackles			Sacks		Interceptions								
		Tkl	So	Ast	QB	Yds	No	Yds	Avg	LG	TD	PD	FF	FR	Yds
2010 Seattle	2/2	12	12	0	0.0	0.0	0	0	0.0	0	0	1	0	0	0
2012 Seattle	2/2	8	3	5	0.0	0.0	2	1	0.5	2	0	2	0	0	0
2013 Seattle	3/3	24	17	7	0.0	0.0	0	0	0.0	0	0	3	0	0	0
2014 Seattle	3/3	25	17	8	0.0	0.0	0	0	0.0	0	0	2	1	0	0
2015 Seattle	2/2	13	5	8	0.0	0.0	0	0	0.0	0	0	1	0	0	0
NFL TOTALS	12/12	82	54	28	0.0	0.0	2	1	0.5	2	0	9	1	0	0

THOMAS' SINGLE-GAME HIGHS

Tackles: 12, 2 Times, Last vs. St. Louis (12/28/14) **Forced Fumbles:** 2, at Kansas City (11/16/14)
Interceptions: 2, vs. San Diego (9/26/10) **Fumble Recoveries:** 1, 3 Times, Last at Phi (12/7/14)
Sacks: None **Touchdowns:** 1, at Buffalo (12/16/12) - 57 INT return

ADDITIONAL STATS

Special Teams Tackles: 2010 (4), 2011 (6), 2012 (5, FR), 2013 (5), 2014 (2), 2015 (3); **Career:** (25, FR).
Punt Returns: 2014 (2 punt returns for 3 yards, 1.5 avg.)
Special Teams Touchdowns: 10-yard return of a blocked punt for a TD.



27

NEIKO THORPE CORNERBACK

Height 6-2
Weight 198
College Auburn
Seasons NFL 4th, Seahawks 1st
Born February 11, 1990
Hometown Tucker, Ga.

NFL TRANSACTIONS:

03/30/12: Signed with KC as undrafted FA
08/31/12: Waived by KC
09/01/12: Signed to Kansas City PS
10/06/12: Signed to Kansas City 53-man roster
10/09/12: Waived by Kansas City
10/11/12: Signed to Kansas City PS
11/12/12: Signed to Kansas City 53-man roster
08/25/13: Waived by Kansas City
01/13/14: Signed reserve/future contract with Oakland
04/08/15: Re-signed with Oakland as exclusive rights FA
04/18/16: Re-signed with Oakland as restricted FA
09/03/16: Waived by Oakland
09/04/16: Claimed off waivers by Indianapolis
09/06/16: Waived by Indianapolis
09/13/16: Signed by Seattle as a FA

NFL CAREER HIGHLIGHTS:

- Played in 14 games in 2015, including first two career starts. Totaled a career-best 36 tackles (33 solo) and first-career interception to go along with six passes defended.
- Made first-career start at cornerback at Cleveland (9/27/15) and notched five solo tackles.
- Also played in 14 games in first season with the Raiders in 2014, missing two with a hand injury.
- Spent 2013 with the Toronto Argonauts of the CFL after spending the offseason and training camp with the Kansas City Chiefs. Totaled six tackles and one fumble recovery with Toronto.

- Appeared in nine games as a rookie with Kansas City, primarily on special teams. Spent eight weeks on the Chiefs practice squad.

- Made NFL debut with Kansas City versus Baltimore (10/7/12), playing primarily on special teams.

COLLEGE: Played in 51 games with 40 starts at Auburn, compiling 279 tackles (172 solo), seven interceptions, 35 passes defended, one fumble recovery and one blocked field goal returned for a TD. Started all 13 contests as a senior in 2011, registering 102 tackles (51), six passes defended and a fumble recovery. Appeared in 14 games (13 starts) as a junior in 2010, earning second-team Preseason All-SEC honors and helping the Tigers capture the 2010 BCS National Championship. Ranked third on the team with 64 tackles and finished with a team-best nine passes defended that same year. Started all 13 games as a sophomore in 2009, tying for 20th in the SEC with an average of 6.5 tackles per game and finishing third on team with 84 tackles. Played in 11 games (one start) as a true freshman in 2008, earning a spot on the Coaches' All-SEC Freshman Team. Majored in philosophy.

PERSONAL: Attended Tucker (Ga.) High School. Named an Under Armour All-American as a senior. Had 64 tackles including six tackles for loss, 11 passes defended, three interceptions and forced a fumble as a senior. Registered 18 sacks as a junior and was honorable mention all-county. Rated as 11th best cornerback in nation by Scouts.com and ranked 53rd best player in Georgia by SuperPrep. Also ran track.

THORPE'S NFL RECORD

Club	G/S	Tackles				Sacks		Interceptions								
		Tkl	So	Ast	QB	Yds	No	Yds	Avg	LG	TD	PD	FF	FR	Yds	
2012 Kansas City	9/0	4	4	0	0.0	0.0	0	0	0.0	0	0	0	0	0	0	0
2014 Oakland	14/0	2	1	1	0.0	0.0	0	0	0.0	0	0	3	0	0	0	
2015 Oakland	14/2	36	33	3	0.0	0.0	1	-12	-12.0	-12	0	6	0	0	0	
2016 Seattle	2/0	0	0	0	0.0	0.0	0	0	0.0	0	0	0	0	0	0	
NFL TOTALS	39/2	42	38	4	0.0	0.0	1	-12	-12.0	-12	0	9	0	0	0	

THORPE'S SINGLE-GAME HIGHS

Tackles: 7 vs. N.Y. Jets (11/1/15)
Interceptions: 1 vs. Baltimore (9/20/15)
Sacks: None

Forced Fumbles: None
Fumble Recoveries: None
Touchdowns: None

ADDITIONAL STATS


Special Teams Tackles: 2014 (6), 2015 (4); **Career:** (10).

THORPE'S 2016 SEASON

Signed with Seattle as a free agent on September 13. **at LA (9/18):** Saw action on special teams.

THORPE'S 2016 GAME-BY-GAME

Game	G/S	T	S	A	QB	Yds.	QH	Int.	Yds.	PD	FF	FR	Yds.
Miami (9/11)													
at L.A. (9/18)	1/0												
SF (9/25)	1/0												
Totals	2/0	0	0	0	0.0	0.0	0	0	0	0	0	0	0



44 TANI TUPOU
FULLBACK

Height 6-1
Weight 284
College Washington
Seasons Rookie
Born December 13, 1992
Hometown Marysville, Wash.

TUPOU'S 2016 SEASON

Was waived on September 13. **Mia (9/11):** Saw first-career action at fullback.

2016	Opponent	-----Rushing-----					-----Receiving-----					Total
		Att	Yds	Avg	LG	TD	Rec	Yds	Avg	LG	TD	
9/11	Miami	0	0	0.0	0	0	0	0	0.0	0	0	0
TOTALS (1/0)		0	0	0.0	0	0	0	0	0.0	0	0	0




81 NICK VANNETT
TIGHT END

Height 6-6
Weight 257
College Ohio State
NFL Seasons Rookie
Born March 6, 1993
Hometown Westerville, Ohio
Pronunciation VAN-net

VANNETT'S 2016 SEASON

Mia (9/11): Inactive (ankle). **at LA (9/18):** Inactive (ankle). **SF (9/25):** Inactive (ankle).

2016	Opponent	No	Yds	Avg	LG	TD
Games 1-3		Inactive	(Ankle)			
TOTALS (0/0)		0	0	0.0	0	0



46 WILL TUKUAFU
FULLBACK

Height 6-2
Weight 280
College Oregon
Seasons NFL 7th, Seahawks 3rd
Born January 3, 1984
Hometown Salt Lake City, Utah
Pronunciation too-koo-AH-foo

NFL TRANSACTIONS:

- 06/09/10: Signed with Seattle as undrafted FA
- 06/22/10: Waived by Seattle
- 08/13/10: Signed with San Francisco as FA
- 09/04/10: Waived by San Francisco
- 09/06/10: Signed to San Francisco PS
- 12/18/10: Signed to San Francisco 53-man roster
- 10/04/11: Placed on IR by San Francisco
- 03/08/12: Signed renegotiated contract with SF
- 09/11/13: Placed on IR by San Francisco
- 09/17/13: Waived with injury settlement by SF
- 12/18/13: Signed with San Francisco as a FA
- 08/30/14: Placed on IR by San Francisco
- 09/08/14: Released from IR with injury settlement by San Francisco
- 10/29/14: Signed by Seattle as FA
- 04/01/15: Signed with Seattle as UFA
- 08/22/16: Re-signed with Seattle as UFA
- 09/03/16: Released by Seattle
- 09/13/16: Signed with Seattle as UFA

NFL CAREER HIGHLIGHTS:

- Played in 14 games with one start at fullback in 2015, rushing four times for one yard and his first career touchdown vs. Arizona (11/15) and catching one pass for seven yards and his first career receiving TD at Arizona (1/3/16). Saw time at fullback, tight end and defensive tackle.
- Played in nine games with two starts at fullback in 2014, lead-blocking for Marshawn Lynch. Recorded his first-career rush for two yards (vs. St. Louis, 12/28/14), first-career reception (at Phil., 12/7/14) and first-career start (vs. Oakland, 11/2/14). Also spent time at defensive tackle in four regular season games and two postseason games.
- Saw action in 20 career games with San Francisco from 2010-2013, and additionally six

career playoff appearances with two starts. Versatility has allowed him to play fullback, defensive line and on special teams.

- Made NFL debut and recorded his first career FR on his first career play from scrimmage vs. Seattle on September 11, 2011.

COLLEGE: Played in 39 games (37 starts) for the Ducks, registering 131 tackles, 32.5 TFLs, 14.5 sacks, 4 FFs, 5 FRs and 4 PDs. As a senior, named Second-Team All-Pac-10 by the coaches. Also earned Oregon's Schaffeld Award (outstanding defensive lineman) and Gonyea Award (most inspirational player). Started all 13 games and notched 36 tackles, 6.5 TFLs, 2.5 sacks, FF and FR. In 2008, named Honorable Mention All-Pac-10 by the coaches, starting all 13 games and registering 59 tackles, 17.5 TFLs, 7.5 sacks, 1 FF, 1 FR and 2 PDs. As a sophomore, played in 13 games (11 starts) and recorded 36 tackles, 8.5 TFLs, 4.5 sacks, 2 FFs, 3 FRs and 2 PDs en route to earning the team's Casanova Award (top newcomer) and being named Honorable Mention All-Pac-10 by the coaches. Prior to Oregon, starred at Scottsdale Community College, posting 56 tackles, 24 TFL and 2 FRs in 2005. Earned All-Western States Football League honors and ranked among the top two junior college defensive linemen on the SuperPrep JUCO 100, also listed as the nation's 7th-best junior college prospect by Rivals.com.

PERSONAL: Attended East (Salt Lake City, Utah) High School and earned all-region honors as a junior and senior. Also lettered in basketball. Initially signed a letter of intent to BYU before going on a two-year LDS mission. Married to wife, Krystal. One of 16 children, he has 10 brothers and 5 sisters. Majored in political science.

TUKUAFU'S NFL RECORD

	Club	G/S	Rushing				Receiving						
			No	Yds	Avg	LG	TD	Att	Yds	Avg	LG	TD	
2010	San Francisco	0/0	0	0	0.0	0	0	0	0.0	0	0		
2011	San Francisco	4/0	0	0	0.0	0	0	0	0.0	0	0		
2012	San Francisco	14/0	0	0	0.0	0	0	0	0.0	0	0		
2013	San Francisco	2/0	0	0	0.0	0	0	0	0.0	0	0		
2014	Seattle	9/2	1	2	2.0	2	1	4	4.0	4	0		
2015	Seattle	14/1	4	1	0.3	4	1	7	7.0	7t	1		
2016	Seattle	1/0	0	0	0.0	0	0	0	0.0	0	0		
NFL TOTALS			44/3	5	3	0.6	4	1	2	11	5.5	7t	1

POSTSEASON

	Club	G/S	Rushing				Receiving						
			No	Yds	Avg	LG	TD	Att	Yds	Avg	LG	TD	
2011	San Francisco		Injured Reserve										
2012	San Francisco	3/0	0	0	0.0	0	0	0	0.0	0	0		
2013	San Francisco	3/2	0	0	0.0	0	1	2	2.0	2	0		
2014	Seattle	3/0	0	0	0.0	0	1	8	8.0	8	0		
2015	Seattle	1/1	0	0	0.0	0	0	0	0.0	0	0		
NFL TOTALS			10/3	0	0	0.0	0	0	2	10	5.0	9	0

TUKUAFU'S SINGLE-GAME HIGHS

RUSHING

Rush Attempts: 2 vs. Arizona (11/15/15)
Rushing Yards: 4 at Minnesota (12/6/15)
Longest Rush: 4 at Minnesota (12/6/15)
Rushing Touchdowns: 1 vs. Arizona (11/15/15)

RECEIVING

Receptions: 1, 2 Times, Last at Arizona (1/3/16)
Receiving Yards: 7 at Arizona (1/3/16)
Longest Reception: 7 at Arizona (1/3/16)
Receiving Touchdowns: 1 at Arizona (1/3/16)

TUKUAFU'S ADDITIONAL STATS

Defensive Tackles: 2010 (0), 2011 (2, FR), 2012 (13), 2013 (1), 2014 (1), 2015 (0); **Career** (17, FR).

Special Teams Tackles: 2015 (1); **Career** (1).

Kickoff Returns: 2015 (1 for 16 yards).

Postseason Defensive Tackles: 2014 (1); **Career** (1).

TUKUAFU'S 2016 SEASON


Signed by Seattle on September 13. Was released September 20. **at LA (9/18):** Saw action at FB.

2016	Opponent	Rushing					Receiving					Total
		Att	Yds	Avg	LG	TD	Rec	Yds	Avg	LG	TD	
9/11	Miami	Not on Roster										
9/18	at L.A.	0	0	0.0	0	0	0	0	0.0	0	0	0
TOTALS (1/0)		0	0	0.0	0	0	0	0	0.0	0	0	0

TUKUAFU'S NFL RECORD

2014	Opponent	Rushing					Receiving					Total
		Att	Yds	Avg	LG	TD	Rec	Yds	Avg	LG	TD	
11/02	Oakland	0	0	0.0	0	0	0	0	0.0	0	0	0
11/09	NY Giants	0	0	0.0	0	0	0	0	0.0	0	0	0
11/16	at Kansas City	0	0	0.0	0	0	0	0	0.0	0	0	0
11/23	Arizona	0	0	0.0	0	0	0	0	0.0	0	0	0
11/27	at San Francisco	0	0	0.0	0	0	0	0	0.0	0	0	0
12/07	at Philadelphia	0	0	0.0	0	0	1	4	4.0	4	0	4
12/14	San Francisco	0	0	0.0	0	0	0	0	0.0	0	0	0
12/21	at Arizona	0	0	0.0	0	0	0	0	0.0	0	0	0
12/28	St. Louis	1	2	2.0	2	0	0	0	0.0	0	0	0
TOTALS (9/2)		1	2	2.0	2	0	1	4	4.0	4	0	4
1/10	Carolina	0	0	0.0	0	0	0	0	0.0	0	0	0
1/18	Green Bay	0	0	0.0	0	0	1	8	8.0	8	0	8
2/1	New England	0	0	0.0	0	0	0	0	0.0	0	0	0
TOTALS (3/0)		0	0	0.0	0	0	1	8	8.0	8	0	8

2015	Opponent	Rushing					Receiving					Total
		Att	Yds	Avg	LG	TD	Rec	Yds	Avg	LG	TD	
Games 1-2		Inactive										
9/27	Chicago	0	0	0.0	0	0	0	0	0.0	0	0	0
10/05	Detroit	0	0	0.0	0	0	0	0	0.0	0	0	0
10/11	at Cincinnati	0	0	0.0	0	0	0	0	0.0	0	0	0
10/18	Carolina	0	0	0.0	0	0	0	0	0.0	0	0	0
10/22	at San Francisco	0	0	0.0	0	0	0	0	0.0	0	0	0
11/01	at Dallas	0	0	0.0	0	0	0	0	0.0	0	0	0
11/15	Arizona	2	2	1.0	1t	1	0	0	0.0	0	0	2
11/22	San Francisco	0	0	0.0	0	0	0	0	0.0	0	0	0
11/29	Pittsburgh	0	0	0.0	0	0	0	0	0.0	0	0	0
12/06	at Minnesota	1	4	4.0	4	0	0	0	0.0	0	0	4
12/13	at Baltimore	0	0	0.0	0	0	0	0	0.0	0	0	0
12/20	Cleveland	0	0	0.0	0	0	0	0	0.0	0	0	0
12/27	St. Louis	1	-5	-5.0	-5	0	0	0	0.0	0	0	-5
1/03	at Arizona	0	0	0.0	0	0	1	7	7.0	7t	1	7
TOTALS (14/1)		4	1	0.3	4	1	1	7	7.0	7t	1	8
1/10	at Minnesota	0	0	0.0	0	0	0	0	0.0	0	0	0
1/17	at Carolina	Inactive (Hamstring)										
TOTALS (1/1)		0	0	0.0	0	0	0	0	0.0	0	0	0



54 **BOBBY WAGNER**
LINEBACKER

Height 6-0
Weight 245
College Utah State
Seasons NFL 5th, Seahawks 5th
Born June 27, 1990
Hometown Ontario, Calif.



73 **J'MARCUS WEBB**
TACKLE

Height 6-7
Weight 331
College West Texas A&M
Seasons NFL 7th, Seahawks 1st
Born August 8, 1988
Hometown Fort Worth, Texas

WAGNER'S NFL RECORD

Club	Tackles				Sacks		Interceptions								
	G/S	Tkl	So	Ast	QB	Yds	No	Yds	Avg	LG	TD	PD	FF	FR	Yds
2012 Seattle	16/15	140	86	54	2.0	11.0	3	55	18.3	45	0	4	0	0	0
2013 Seattle	14/14	119	71	48	5.0	36.5	2	9	4.5	9	0	6	0	1	0
2014 Seattle	11/11	104	67	37	2.0	13.0	0	0	0.0	0	0	3	0	0	0
2015 Seattle	15/15	114	67	47	0.5	4.5	0	0	0.0	0	0	7	2	3	55
2016 Seattle	3/3	20	11	9	0.0	0.0	1	9	9.0	9	0	2	0	0	0
NFL TOTALS	59/58	497	302	195	9.5	65.0	6	73	12.2	45	0	22	2	4	55

POSTSEASON															
Club	Tackles				Sacks		Interceptions								
	G/S	Tkl	So	Ast	QB	Yds	No	Yds	Avg	LG	TD	PD	FF	FR	Yds
2012 Seattle	2/2	17	12	5	0.0	0.0	1	4	4.0	4	0	1	0	0	0
2013 Seattle	3/3	34	17	17	0.0	0.0	0	0	0.0	0	0	1	0	0	0
2014 Seattle	3/3	31	16	15	0.0	0.0	1	0	0.0	0	0	1	0	0	0
2015 Seattle	2/2	20	12	8	0.0	0.0	0	0	0.0	0	0	0	0	0	0
NFL TOTALS	10/10	102	57	45	0.0	0.0	2	4	4.0	4	0	3	0	0	0

WEBB'S NFL RECORD

Year	Team	GP/GS	Postseason
2010	Chicago	14/12	2/2
2011	Chicago	16/16	
2012	Chicago	16/16	
2013	Minn.	8/1	
2014	Minn.	1/0	
2015	Oakland	16/16	
2016	Seattle	3/3	
NFL TOTALS		74/64	2/2

WEBB'S 2016 SEASON

Mia (9/11): Started at RG in place of Germain Ifedi (ankle). **at LA (9/18):** Started at RG. **SF (9/25):** Started at RG.

WAGNER'S SINGLE-GAME HIGHS

Tackles: 14, 2 Times, Last vs. Green Bay (9/4/14) **Sacks:** 1.5, 2 Times, Last at NY Giants (12/15/13)
Forced Fumbles: 1 vs. Pittsburgh (11/29/15) **Interceptions:** 2, vs. Arizona (12/9/12)
Fumble Recoveries: 1, 4 Times, Last at Balt. (12/13/15) **Touchdowns:** 1, 2 Times, Last FR vs. Ari. (11/15/15)

WAGNER'S 2016 SEASON

SF (9/25): Had sixth-career interception and it led to a field goal.

WAGNER'S 2016 GAME-BY-GAME

Game	G/S	T	S	A	QB	Yds.	QH	Int.	Yds.	PD	FF	FR	Yds.
Miami (9/11)	1/1	6	6	0	0.0	0.0	2	0	0	0	0	0	0
at L.A. (9/18)	1/1	8	5	3	0.0	0.0	1	0	0	0	0	0	0
SF (9/25)	1/1	6	0	6	0.0	0.0	0	1	9	2	0	0	0
Totals	3/3	20	11	9	0.0	0.0	3	1	9	2	0	0	0



86

BRANDON WILLIAMS

TIGHT END

Height	6-3
Weight	247
College	Oregon
Seasons	NFL 4th, Seahawks 1st
Born	October 12, 1987
Hometown	Merrionette, Ill.

B. WILLIAMS' NFL RECORD

RECEIVING						
Club	G/S	No	Yds	Avg	LG	TD
2013 Carolina	9/0	0	0	0.0	0	0
2014 Carolina	14/0	4	44	11.0	16	0
2015 Carolina	2/0	0	0	0.0	0	0
Miami	4/0	0	0	0.0	0	0
2016 Seattle	3/1	0	0	0.0	0	0
NFL TOTALS	32/1	4	44	11.0	16	0
POSTSEASON						
Club	G/S	No	Yds	Avg	LG	TD
2013 Carolina	1/0	0	0	0.0	0	0
2014 Carolina	2/0	0	0	0.0	0	0
NFL TOTALS	3/0	0	0	0.0	0	0

B. WILLIAMS' SINGLE-GAME HIGHS

Receptions: 2 at Green Bay (10/19/14) **Receiving Yards:** 22 at Green Bay (10/19/14)
Touchdowns: None **Longest Reception:** 16 at Cincinnati (10/12/14)

B. WILLIAMS' ADDITIONAL STATS

Kickoff Returns: 2014 (3 for 36 yards, 12.0 avg., 19 long).
Special Teams Tackles: 2013 (1), 2014 (1), 2015 (1), 2016 (1); **Career** (4).
Postseason Special Teams Tackles: 2014 (1); **Career** (1).

B. WILLIAMS' 2016 SEASON

at LA (9/18): Started when team opened in a 3-TE set.

2016	Opponent	No	Yds	Avg	LG	TD
9/11	Miami	0	0	0.0	0	0
9/18	at L.A.	0	0	0.0	0	0
9/25	SF	0	0	0.0	0	0
TOTALS (3/1)		0	0	0.0	0	0



82

LUKE WILLSON

TIGHT END

Height 6-5
Weight 252
College Rice
Seasons NFL 4th, Seahawks 4th
Born January 15, 1990
Hometown Lasalle, Ontario, Can.

WILLSON'S NFL RECORD

RECEIVING						
Club	G/S	No	Yds	Avg	LG	TD
2013 Seattle	16/7	20	272	13.6	39t	1
2014 Seattle	15/10	22	362	16.5	80t	3
2015 Seattle	14/7	17	213	12.5	24	1
2016 Seattle	3/3	5	41	8.2	19	0
NFL TOTALS	48/27	64	888	13.9	80t	5

POSTSEASON						
Club	G/S	No	Yds	Avg	LG	TD
2013 Seattle	3/0	2	17	8.5	12	0
2014 Seattle	3/3	6	79	13.2	29	1
2015 Seattle	1/1	4	54	13.5	22	0
NFL TOTALS	7/4	12	150	12.5	29	1

WILLSON'S SINGLE-GAME HIGHS

Receptions: 5 vs. Jacksonville (9/22/13) Receiving Yards: 139 at Arizona (12/21/14)
Touchdowns: 2 at Arizona (12/21/14) Longest Reception: 80t at Arizona (12/21/14)

WILLSON'S 2016 SEASON

Mia (9/11): Started at TE. at LA (9/18): Started when team opened in a 3-TE set.

WILLSON'S GAME-BY-GAME

-----Receiving-----						-----Receiving-----					
2013	Opponent	No	Yds	Avg	LG TD	2014	Opponent	No	Yds	Avg	LG TD
9/8	at Carolina	0	0	0.0	0 0	9/04	Green Bay	1	1	1.0	1 0
9/15	San Francisco	0	0	0.0	0 0	9/14	at San Diego	0	0	0.0	0 0
9/22	Jacksonville	5	76	15.2	35 0	9/21	Denver	0	0	0.0	0 0
9/29	at Houston	0	0	0.0	0 0	10/06	at Washington	3	28	9.3	19 0
10/6	at Indianapolis	2	28	14.0	17 0	10/12	Dallas	2	11	5.5	10 0
10/13	Tennessee	2	17	8.5	14 0	10/19	at St. Louis	Inactive (groin)			
10/17	at Arizona	1	23	23.0	23 0	10/26	at Carolina	1	23	23.0	23t 1
10/28	at St. Louis	0	0	0.0	0 0	11/02	Oakland	1	16	16.0	16 0
11/3	Tampa Bay	0	0	0.0	0 0	11/09	NY Giants	0	0	0.0	0 0
11/10	at Atlanta	1	19	19.0	19 0	11/16	at Kansas City	3	51	17.0	27 0
11/17	Minnesota	1	7	7.0	7 0	11/23	Arizona	1	21	21.0	21 0
12/2	New Orleans	1	2	2.0	2 0	11/27	at San Francisco	4	39	9.8	15 0
12/8	at San Francisco	3	70	23.3	39t 1	12/07	at Philadelphia	1	1	1.0	1 0
12/15	at NY Giants	2	23	11.5	15 0	12/14	San Francisco	0	0	0.0	0 0
12/22	Arizona	1	3	3.0	3 0	12/21	at Arizona	3	139	46.3	80t 2
12/29	St. Louis	1	4	4.0	4 0	12/28	St. Louis	2	32	16.0	28 0
TOTALS (16/7)						TOTALS (15/10)					
1/11	New Orleans	0	0	0.0	0 0	1/10	Carolina	4	68	17.0	29 1
1/19	San Francisco	0	0	0.0	0 0	1/18	Green Bay	2	11	5.5	8 0
2/2	Denver	2	17	8.5	12 0	2/1	New England	0	0	0.0	0 0
Playoff Totals (3/0)						TOTALS (3/3)					
						6 79 13.2 29 1					

-----Receiving-----						-----Receiving-----					
2015	Opponent	No	Yds	Avg	LG TD	2016	Opponent	No	Yds	Avg	LG TD
9/13	at St. Louis	0	0	0.0	0 0	9/11	Miami	2	26	13.0	19 0
9/20	at Green Bay	2	36	18.0	24 0	9/18	at L.A.	1	6	6.0	6 0
9/27	Chicago	Inactive (Back)				9/25	SF	2	9	4.5	7 0
10/05	Detroit	2	15	7.5	9 0	TOTALS (3/3)					
10/11	at Cincinnati	2	17	8.5	9 0	5 41 8.2 19 0					
10/18	Carolina	1	16	16.0	16 0						
10/22	at San Francisco	0	0	0.0	0 0						
11/01	at Dallas	2	41	20.5	22t 1						
11/15	Arizona	0	0	0.0	0 0						
11/22	San Francisco	2	15	7.5	10 0						
11/29	Pittsburgh	1	12	12.0	12 0						
12/06	at Minnesota	2	36	18.0	22 0						
12/13	at Baltimore	1	8	8.0	8 0						
12/20	Cleveland	2	17	8.5	11 0						
12/27	St. Louis	0	0	0.0	0 0						
1/03	at Arizona	Inactive (Concussion)									
TOTALS (14/7)						17 213 12.5 24 1					
1/10	at Minnesota	Inactive (Concussion)									
1/17	at Carolina	4	54	13.5	22 0						
TOTALS (1/1)						4 54 13.5 22 0					



3

RUSSELL WILSON

QUARTERBACK

Height	5-11
Weight	215
College	Wisconsin
Seasons	NFL 5th, Seahawks 5th
Born	November 29, 1988
Hometown	Richmond, Va.

WILSON'S NFL RECORD

PASSING												
Year	Club	G/S	Att	Comp	Yds	Pct	TD	Int	LG	Sacked	Rate	
2012	Seattle	16/16	393	252	3,118	64.1	26	10	67	33/203	100.0	
2013	Seattle	16/16	407	257	3,357	63.1	26	9	80t	44/272	101.2	
2014	Seattle	16/16	452	285	3,475	63.1	20	7	80t	42/242	95.0	
2015	Seattle	16/16	483	329	4,024	68.1	34	8	80t	45/265	110.1	
2016	Seattle	3/3	101	64	755	63.4	2	1	59	7/50	88.5	
NFL TOTALS		67/67	1,836	1,187	14,729	64.7	108	35	80t	171/1,032	101.1	

RUSHING							
Year	Club	G/S	Att	Yds	Avg	LG	TD
2012	Seattle	16/16	94	489	5.2	25t	4
2013	Seattle	16/16	96	539	5.6	27	1
2014	Seattle	16/16	118	849	7.2	55	6
2015	Seattle	16/16	103	553	5.4	24	1
2016	Seattle	3/3	10	33	3.3	9	0
NFL TOTALS		67/67	421	2,463	5.9	55	12

POSTSEASON

PASSING												
Year	Club	G/S	Att	Comp	Yds	Pct	TD	Int	LG	Sacked	Rate	
2012	Seattle	2/2	62	39	572	62.9	3	1	34	7/48	101.0	
2013	Seattle	3/3	68	43	524	63.2	3	0	51	7/22	101.6	
2014	Seattle	3/3	72	41	724	56.9	6	5	63t	10/58	81.9	
2015	Seattle	2/2	74	44	508	59.5	4	3	35	7/54	81.4	
NFL TOTALS		10/10	276	167	2,328	60.5	16	9	63t	31/182	93.4	

RUSHING							
Year	Club	G/S	Att	Yds	Avg	LG	TD
2012	Seattle	2/2	15	127	8.5	17	1
2013	Seattle	3/3	11	42	3.8	16	0
2014	Seattle	3/3	17	86	5.1	17	1
2015	Seattle	2/2	8	53	6.6	14	0
NFL TOTALS		10/10	51	308	6.0	28	2

WILSON'S 2016 SEASON

Mia (9/11): Led team to 19th-career win when trailing or tied in the fourth quarter or OT, this after injuring his right ankle in the third quarter. Connected with Baldwin on a 2-yard TD with :31 remaining to give Seattle a 12-10 lead. Attempted a career-high 43 passes. **at LA (9/18):** Returned to start despite suffering an ankle sprain the previous week. **SF (9/25):** Passed for 233 yards in the first half, second-highest total of career for the half. Left the game mid-way through the third quarter with a knee sprain.

WILSON'S GAME-BY-GAME

2016 PASSING													
Date	Opponent	P/S	Att	Com	Yds	Pct	TD	Int	LG	Sacked	W/L	Rating	
09/11	Miami	(S)	43	27	258	62.8	1	1	24	3/18	W	77.5	
09/18	at L.A.	(S)	35	22	254	62.9	0	0	53	2/15	L	84.7	
09/25	San Francisco	(S)	23	15	243	65.2	1	0	59	2/17	W	114.9	
TOTALS			(3/3)	101	64	755	63.4	2	1	59	7/50	2-1	88.5

W/L record reflects games started only

2016 RUSHING									
Date	Opponent	P/S	Att	Yds	Avg	LG	TD		
09/11	Miami	1/1	4	16	4.0	9	0		
09/18	at L.A.	1/1	5	14	2.8	8	0		
09/25	San Francisco	1/1	1	3	3.0	3	0		
TOTALS		(3/3)	10	33	3.3	9	0		

SINGLE-GAME HIGHS

Attempts:	43 vs. Miami	(9/11/16)
Completions:	32 at St. Louis	(9/13/15)
Completion %:*	82.8 vs. San Francisco (24/29)	(11/22/15)
Yards:	345 vs. Pittsburgh	(11/29/15)
Longest, No TD:	67 vs. Arizona	(12/9/12) to Anthony McCoy
Longest TD:	80t, 3 Times, Last vs. Pittsburgh	(11/29/15) to Doug Baldwin
Most TDs:	5, 2 Times, Last at Baltimore	(12/13/15)
Highest Pass Rating (Home):	151.4 vs. Minnesota	(11/17/13)
Highest Pass Rating (Away):	146.0 at Minnesota	(12/6/15)
Interceptions:	3 at St. Louis	(9/30/12)
Rushes:	14 vs. N.Y. Giants	(10/6/13)
Rushing Yds.:	122** at Washington	(10/6/13)
Longest Rush:	55**, at Arizona	(12/21/14)
Rushing TD:	3 at Buffalo	(12/16/12)

*Min. 20 attempts **Club record by QB

WINNING WAYS

MOST REGULAR SEASON WINS AMONG QBS - FIRST FOUR SEASONS

Player	Team	No.
Russell Wilson	Seattle	46
Joe Flacco	Baltimore	44
Matt Ryan	Atlanta	43
Dan Marino	Miami	41
Andy Dalton	Cincinnati	40

MOST TD PASSES THROUGH FIRST FOUR SEASONS

Player	Team	No.
Dan Marino	Miami	142
Peyton Manning	Indianapolis	111
Russell Wilson	Seattle	106
Andrew Luck	Indianapolis	101
Andy Dalton	Cincinnati	99
Kurt Warner	St. Louis	98

4TH-QUARTER WINS (BEHIND OR TIED IN 4TH QUARTER)

Date	Opp	Situation	Result	Play/Drive & Time Remaining
09/24/12	GB	Behind 12-7	Won 14-12	24 yd TD pass as time expired
10/14/12	NE	Behind 23-17	Won 24-23	46 yd TD pass @ 1:18
12/02/12	at Chi	Behind 14-10		14 yd TD pass @ :24
		Tied 17-17	Won 23-17 (ot)	13 yd TD pass @ 7:33 in OT
12/30/12	StL	Tied 13-13	Won 20-13	1 yd TD run @ 1:39
01/06/13*	at Wash	Behind 14-13	Won 24-14	TD drive @ 7:08
09/08/13	at Car	Behind 7-6	Won 12-7	43 yd TD pass at 10:13
09/29/13	at Hou	Behind 20-6	Won 23-20 (ot)	45 yd FG @ 3:19 in OT
10/13/13	Tenn	Tied 10-10	Won 20-13	Lynch 3-yd TD run @ 7:33
11/03/13	TB	Behind 24-14	Won 27-24 (ot)	27 yd FG @ 8:11 in OT
01/19/14*	SF	Behind 17-13	Won 23-17	35-yd TD pass @ 13:44
09/21/14	Den	Tied 20-20	Won 26-20 (ot)	TD drive @ 9:14 in OT
10/26/14	at Car	Behind 9-6	Won 13-9	23-yd TD pass @ 0:47
11/09/14	NYG	Tied 17-17	Won 38-17	TD drive @ 12:47
12/28/14	StL	Tied 6-6	Won 20-6	TD drive @ 12:07
01/18/15*	GB	Tied 22-22	Won 28-22	35-yd TD pass @ 11:41 in OT
11/01/15	at Dal	Behind 12-10	Won 13-12	24-yard FG drive @ 1:04
11/29/15	Pitt	Behind 27-26	Won 39-30	30-yd TD pass @ 8:12
01/10/16*	at Minn	Behind 9-0	Won 10-9	46-yd FG drive @ 8:04
09/11/16	Miami	Behind 10-6	Won 12-10	2-yd TD pass @ :31

*Playoffs

WILSON'S GAME-BY-GAME

2012

Date	Opponent	P/S	Att	Com	Yds	Pct	TD	Int	LG	Sacked	W/L Rating
09/09	at Arizona	(S)	34	18	153	52.9	1	1	27	3/14	L 62.5
09/16	Dallas	(S)	20	15	151	75.0	1	0	22t	2/18	W 112.7
09/24	Green Bay	(S)	21	10	130	47.6	2	0	41t	1/19	W 99.3
09/30	at St. Louis	(S)	25	17	160	68.0	0	3	17	2/20	L 45.8
10/07	at Carolina	(S)	25	19	221	76.0	1	2	30	2/9	W 82.3
10/14	New England	(S)	27	16	293	59.3	3	0	51	2/10	W 133.7
10/18	at San Francisco	(S)	23	9	122	39.1	0	1	36	2/7	L 38.7
10/28	at Detroit	(S)	35	25	236	71.4	2	1	19	0/0	L 96.8
11/04	Minnesota	(S)	24	16	173	66.7	3	0	23	1/8	W 127.3
11/11	N.Y. Jets	(S)	19	12	188	63.2	2	0	38t	4/22	W 131.0
11/25	at Miami	(S)	27	21	224	77.8	2	0	32	2/8	L 125.9
12/02	at Chicago	(S)	37	23	293	62.2	2	0	49	2/0	W 104.9
12/09	Arizona	(S)	13	7	148	53.8	1	1	67	1/7	W 88.0
12/16	at Buffalo	(S)	23	14	205	60.9	1	0	44	2/9	W 104.4
12/23	San Francisco	(S)	21	15	171	71.4	4	1	43	1/1	W 115.3
12/30	St. Louis	(S)	19	15	250	78.9	1	0	49	6/41	W 136.3
TOTALS		(16/16)	393	252	3,118	64.1	26	10	67	33/203	11-5 100.0
01/06/13	at Washington	(S)	26	15	187	57.7	1	0	33	5/31	W 92.9
01/13/13	at Atlanta	(S)	36	24	385	66.7	2	1	34	2/17	L 109.1
PLAYOFF TOTALS		(2/2)	62	39	572	62.9	3	1	34	7/48	1-1 101.0

W/L record reflects games started only



2012

RUSHING

Date	Opponent	P/S	Att	Yds	Avg	LG	TD
09/09	at Arizona	(S)	8	20	2.5	5	0
09/16	Dallas	(S)	4	28	7.0	14	0
09/24	Green Bay	(S)	3	18	6.0	12	0
09/30	at St. Louis	(S)	7	14	2.0	8	0
10/07	at Carolina	(S)	5	12	2.4	9	0
10/14	New England	(S)	5	17	3.4	9	0
10/18	at San Francisco	(S)	3	10	3.3	9	0
10/28	at Detroit	(S)	1	9	9.0	9	0
11/04	Minnesota	(S)	9	27	3.0	13	0
11/11	N.Y. Jets	(S)	7	34	4.9	18	0
11/25	at Miami	(S)	5	38	7.6	20	0
12/02	at Chicago	(S)	9	71	7.9	13	0
12/09	Arizona	(S)	3	12	4.0	6	0
12/16	at Buffalo	(S)	9	92	10.2	25t	3
12/23	San Francisco	(S)	6	29	4.8	9	0
12/30	St. Louis	(S)	10	58	5.8	15	1
TOTALS		(16/16)	94	489	5.2	25t	4
01/06/13	at Washington	(S)	8	67	8.4	28	0
01/13/13	at Atlanta	(S)	7	60	8.6	17	1
PLAYOFF TOTALS		(2/2)	15	127	8.5	28	1

WILSON'S GAME-BY-GAME

		PASSING									
Date	Opponent	P/S	Att	Com	Yds	Pct	TD	Int	LG	Sacked	W/L Rating
09/08	at Carolina	(S)	33	25	320	75.8	1	0	43t	2/20	W 115.7
09/15	San Francisco	(S)	19	8	142	42.1	1	1	51	4/24	W 63.9
09/22	Jacksonville	(S)	21	14	202	66.7	4	1	30	2/8	W 117.5
09/29	at Houston	(S)	23	12	123	52.2	0	1	24	5/32	W 49.7
10/06	at Indianapolis	(S)	31	15	210	48.4	2	1	28t	2/5	L 78.7
10/13	Tennessee	(S)	31	23	257	74.2	0	0	55	2/4	W 98.5
10/17	at Arizona	(S)	29	18	235	62.1	3	0	32	3/26	W 122.1
10/28	at St. Louis	(S)	18	10	139	55.6	2	0	80t	7/48	W 117.6
11/03	Tampa Bay	(S)	26	19	217	73.1	2	2	28	0/0	W 91.3
11/10	at Atlanta	(S)	26	19	287	73.1	2	0	46	1/8	W 134.6
11/17	Minnesota	(S)	18	13	230	72.2	2	0	44	1/6	W 151.4
12/02	New Orleans	(S)	30	22	310	73.3	3	0	60	1/8	W 139.6
12/08	at San Francisco	(S)	25	15	199	60.0	1	1	39t	2/21	L 81.9
12/15	at NY Giants	(S)	27	18	206	66.7	1	1	30	4/29	W 86.3
12/22	Arizona	(S)	27	11	108	40.7	1	1	28	4/19	L 49.6
12/29	St. Louis	(S)	23	15	172	65.2	1	0	47t	4/14	W 102.1
TOTALS	(16/16)		407	257	3,357	63.1	26	9	80t	44/272	13-3 101.2
01/11	New Orleans	(S)	18	9	103	50.0	0	0	25	3/0	W 67.6
01/19	San Francisco	(S)	25	16	215	64.0	1	0	51	4/22	W 104.6
02/02	Denver	(S)	25	18	206	72.0	2	0	37	0/0	W 123.1
PLAYOFF TOTALS	(3/3)		68	43	524	63.2	3	0	51	7/22	3-0 101.6

W/L record reflects games started only

2013 RUSHING

Date	Opponent	P/S	Att	Yds	Avg	LG	TD
09/08	at Carolina	(S)	5	7	1.4	7	0
09/15	San Francisco	(S)	10	33	3.3	11	0
09/22	Jacksonville	(S)	2	14	7.0	10	0
09/29	at Houston	(S)	10	77	7.7	25	0
10/06	at Indianapolis	(S)	13	102	7.8	22	0
10/13	Tennessee	(S)	10	61	6.1	23	0
10/17	at Arizona	(S)	8	29	3.6	11	0
10/28	at St. Louis	(S)	3	16	5.3	17	0
11/03	Tampa Bay	(S)	6	36	6.0	16	1
11/10	at Atlanta	(S)	3	20	6.7	10	0
11/17	Minnesota	(S)	2	14	7.0	12	0
12/02	New Orleans	(S)	8	47	5.9	15	0
12/08	at San Francisco	(S)	1	2	2.0	2	0
12/15	at NY Giants	(S)	8	50	6.3	16	0
12/22	Arizona	(S)	2	32	16.0	27	0
12/29	St. Louis	(S)	5	-1	-0.2	8	0
TOTALS	(16/16)		96	539	5.6	27	1
01/11	New Orleans	(S)	3	16	5.3	8	0
01/19	San Francisco	(S)	5	0	0.0	3	0
02/02	Denver	(S)	3	26	8.7	16	0
PLAYOFF TOTALS	(3/3)		11	42	3.8	16	0



WILSON'S GAME-BY-GAME


		PASSING									
Date	Opponent	P/S	Att	Com	Yds	Pct	TD	Int	LG	Sacked	W/L Rating
09/04	Green Bay	(S)	28	19	191	67.9	2	0	33t	1/0	W 110.9
09/14	at San Diego	(S)	25	17	202	68.0	2	0	32	2/22	L 119.1
09/21	Denver	(S)	34	24	258	70.6	2	1	39t	3/20	W 99.9
10/06	at Washington	(S)	24	18	201	75.0	2	0	36	3/23	W 127.3
10/12	Dallas	(S)	28	14	126	50.0	0	1	53	2/0	L 47.6
10/19	at St. Louis	(S)	36	23	313	63.9	2	0	49	3/21	L 110.1
10/26	at Carolina	(S)	32	20	199	62.5	1	1	23t	1/8	W 77.5
11/02	Oakland	(S)	35	17	179	48.6	0	0	39	1/2	W 63.9
11/09	NY Giants	(S)	17	10	172	58.8	0	2	60	2/12	W 53.7
11/16	at Kansas City	(S)	32	20	178	62.5	2	0	27	2/10	L 98.2
11/23	Arizona	(S)	22	17	211	77.3	1	0	48	7/42	W 121.6
11/27	at San Francisco	(S)	22	15	236	68.2	1	0	63	4/14	W 118.8
12/07	at Philadelphia	(S)	37	22	263	59.5	2	0	25	2/11	W 99.3
12/14	San Francisco	(S)	24	12	168	50.0	1	1	47	5/30	W 69.4
12/21	at Arizona	(S)	31	20	339	64.5	2	0	80t	1/10	W 122.9
12/28	St. Louis	(S)	25	17	239	68.0	0	1	38	3/17	W 81.9
TOTALS	(16/16)		452	285	3,475	63.1	20	7	80t	42/242	12-4 95.0
01/10	Carolina	(S)	22	15	268	68.2	3	0	63t	2/20	W 149.2
01/18	Green Bay	(S)	29	14	209	48.3	1	4	35t	5/25	W 44.3
02/01	New England	(S)	21	12	247	57.1	2	1	45	3/13	L 110.6
TOTALS	(3/3)		72	41	724	56.9	6	5	63t	10/58	2-1 81.9

W/L record reflects games started only

2014 RUSHING

Date	Opponent	P/S	Att	Yds	Avg	LG	TD
09/04	Green Bay	(S)	7	29	4.1	13	0
09/14	at San Diego	(S)	2	18	9.0	13	0
09/21	Denver	(S)	9	40	4.4	9	0
10/06	at Washington	(S)	11	122*	11.1	29	1
10/12	Dallas	(S)	2	12	6.0	9t	1
10/19	at St. Louis	(S)	7	106	15.1	52	1
10/26	at Carolina	(S)	6	35	5.8	15	0
11/02	Oakland	(S)	8	31	3.9	19	0
11/09	NY Giants	(S)	14	107	7.6	26	1
11/16	at Kansas City	(S)	8	71	8.9	14	0
11/23	Arizona	(S)	10	73	7.3	40	0
11/27	at San Francisco	(S)	7	35	5.0	12	0
12/07	at Philadelphia	(S)	10	48	4.8	26t	1
12/14	San Francisco	(S)	5	27	5.4	19	0
12/21	at Arizona	(S)	6	88	14.7	55*	1
12/29	St. Louis	(S)	6	7	1.2	6	0
TOTALS	(16/16)		118	849	7.2	55	6
01/10	Carolina	(S)	7	22	3.1	14	0
01/18	Green Bay	(S)	7	25	3.6	15	1
02/01	New England	(S)	3	39	13.0	17	0
TOTALS	(3/3)		17	86	5.1	17	1

*Club record by QB



WILSON'S GAME-BY-GAME

2015

PASSING

Date	Opponent	P/S	Att	Com	Yds	Pct	TD	Int	LG	Sacked	W/L	Rating
09/13	at St. Louis	(S)	41	32	251	78.0	1	1	23	6/32	L	90.1
09/20	at Green Bay	(S)	30	19	206	63.3	2	1	32	2/1	L	91.8
09/27	Chicago	(S)	30	20	235	66.7	1	0	30t	4/23	W	101.4
10/05	Detroit	(S)	26	20	287	76.9	1	0	50	6/52	W	125.0
10/11	at Cincinnati	(S)	23	15	213	65.2	1	1	46	4/16	L	91.4
10/18	Carolina	(S)	30	18	241	60.0	1	0	45	4/22	L	96.7
10/22	at San Francisco	(S)	24	18	235	75.0	1	2	43t	5/23	W	84.5
11/01	at Dallas	(S)	30	19	210	63.3	1	1	22t	0/0	W	81.3
11/15	Arizona	(S)	32	14	240	43.8	1	1	40	2/12	L	67.2
11/22	San Francisco	(S)	29	24	260	82.8	3	0	31t	2/7	W	138.6
11/29	Pittsburgh	(S)	30	21	345	70.0	5	0	80t	2/9	W	147.9
12/06	at Minnesota	(S)	27	21	274	77.8	3	0	53t	1/8	W	146.0
12/13	at Baltimore	(S)	32	23	292	71.9	5	0	49t	0/0	W	139.6
12/20	Cleveland	(S)	30	21	249	70.0	3	0	39	2/8	W	128.3
12/27	St. Louis	(S)	41	25	289	61.0	2	1	28	4/36	L	88.4
01/03	at Arizona	(S)	28	19	197	67.9	3	0	36	1/16	W	123.7
TOTALS		(16/16)	483	329	4,024	68.1	34	8	80t	45/265	10-6	110.1
01/10	at Minnesota	(S)	26	13	142	50.0	1	1	35	2/13	W	63.3
01/17	at Carolina	(S)	48	31	366	64.6	3	2	33t	5/41	L	91.1
PLAYOFF TOTALS		(2/2)	74	44	508	59.5	4	3	35	7/54	1-1	81.4

W/L record reflects games started only

2015

RUSHING

Date	Opponent	P/S	Att	Yds	Avg	LG	TD
09/13	at St. Louis	(S)	8	31	3.9	10	0
09/20	at Green Bay	(S)	10	78	7.8	17	0
09/27	Chicago	(S)	6	28	4.7	13	0
10/05	Detroit	(S)	10	40	4.0	15	0
10/11	at Cincinnati	(S)	3	21	7.0	9	0
10/18	Carolina	(S)	8	53	6.6	24	0
10/22	at San Francisco	(S)	7	20	2.9	9	0
11/01	at Dallas	(S)	6	32	5.3	10	0
11/15	Arizona	(S)	6	52	8.7	20	0
11/22	San Francisco	(S)	9	30	3.3	8	0
11/29	Pittsburgh	(S)	4	14	3.5	10	0
12/06	at Minnesota	(S)	9	51	5.7	14	1
12/13	at Baltimore	(S)	1	6	6.0	6	0
12/20	Cleveland	(S)	5	46	9.2	16	0
12/27	St. Louis	(S)	6	38	6.5	21	0
01/03	at Arizona	(S)	5	13	2.6	9	0
TOTALS		(16/16)	103	553	5.4	24	1
01/10	at Minnesota	(S)	5	21	4.2	11	0
01/17	at Carolina	(S)	3	32	10.7	14	0
PLAYOFF TOTALS		(2/2)	8	53	6.6	14	0

*Club record by QB





50

K.J. WRIGHT

LINEBACKER

Height	6-4
Weight	246
College	Mississippi State
Seasons	NFL 6th, Seahawks 6th
Born	July 23, 1989
Hometown	Olive Branch, Miss.

WRIGHT'S NFL RECORD

Club	G/S	Tackles			Sacks		Interceptions					PD	FF	FR	Yds
		Tkl	So	Ast	QB	Yds	No	Yds	Avg	LG	TD				
2011 Seattle	16/12	61	46	15	2.0	9.0	0	0	0.0	0	0	2	1	1	30
2012 Seattle	15/15	96	66	30	1.0	13.0	1	24	24.0	24	0	5	1	0	0
2013 Seattle	13/13	80	46	34	1.5	4.5	0	0	0.0	0	0	4	0	1	0
2014 Seattle	16/16	107	74	33	2.0	8.0	0	0	0	0	0	4	2	1	0
2015 Seattle	16/16	116	71	45	1.0	11.0	0	0	0	0	0	3	4	2	4
2016 Seattle	3/3	27	13	14	1.0	2.0	0	0	0	0	0	0	0	0	0
NFL TOTALS	79/75	487	316	171	8.5	475	1	24	24.0	24	0	18	8	5	34

Club	G/S	Tackles			Sacks		Interceptions					PD	FF	FR	Yds
		Tkl	So	Ast	QB	Yds	No	Yds	Avg	LG	TD				
2012 Seattle	2/2	16	8	8	0.0	0.0	0	0	0.0	0	0	2	0	0	0
2013 Seattle	2/1	8	5	3	0.0	0.0	0	0	0.0	0	0	0	0	0	0
2014 Seattle	3/3	23	16	7	0.0	0.0	0	0	0.0	0	0	1	0	0	0
2015 Seattle	2/2	21	11	10	0.5	3.0	0	0	0.0	0	0	0	0	0	0
NFL TOTALS	9/8	68	40	28	0.5	3.0	0	0	0.0	0	0	3	0	0	0

WRIGHT'S SINGLE-GAME HIGHS

Tackles: 13, vs. Oakland (11/2/14) Interceptions: 1, at Buffalo (12/16/12)	Forced Fumbles: 1, 8Times, Last vs. StL (12/27/15) Fumble Recoveries: 1, 5Times, Last vs. Arizona (11/15/15) Sacks: 1.0, 8Times, Last vs. Miami (9/11/16) Touchdowns: 1, FR at Dallas (11/1/15)
---	--

ADDITIONAL STATS

Special Teams Tackles: 2011 (4), 2012 (3); **Career:** (7). **Postseason:** 2013 (1), 2014 (1); **Career:** (2).

WRIGHT'S 2016 SEASON

Mia (9/11): Led team with 11 tackles, including a sack. **at LA (9/18):** Led team for second-straight week with nine tackles (7 solo).

WRIGHT'S 2016 GAME-BY-GAME

Game	G/S	T	S	A	QB	Yds.	QH	Int.	Yds.	PD	FF	FR	Yds.
Miami (9/11)	1/1	11	3	8	1.0	2.0	1	0	0	0	0	0	0
at L.A. (9/18)	1/1	9	7	2	0.0	0.0	0	0	0	0	0	0	0
SF (9/25)	1/1	7	3	4	0.0	0.0	0	0	0	0	0	0	0
Totals	3/3	27	13	14	1.0	2.0	1	0	0	0	0	0	0

National Football League Game Summary

NFL Copyright © 2016 by The National Football League. All rights reserved. This summary and play-by-play is for the express purpose of assisting media in their coverage of the game; any other use of this material is prohibited without the written permission of the National Football League. Updated: 9/26/2016

Date: Sunday, 9/25/2016

San Francisco 49ers at Seattle Seahawks

Start Time: 1:05 PM PDT

at CenturyLink Field,

Game Day Weather

Game Weather: Sunny

Temp: 66° F (18.9° C) Humidity: 63%, Wind: NW 6 mph

Played Outdoor on Turf: FieldTurf

Officials

Referee: Triplette, Jeff (42)
Line Judge: Thomas, Sarah (53)
Back Judge: Freeman, Brad ()

Umpire: Smith, Shawn (14)
Side Judge: Prioleau, Dyrol (109)
Replay Official: Hynes, Al ()

Head Linesman: Bergman, Jeff (32)
Field Judge: Edwards, Scott (3)

Lineups

San Francisco 49ers

Offense		Defense	
WR 17	J.Kerley	LDT 99	D.Buckner
LT 74	J.Staley	NT 64	M.Purcell
LG 68	Z.Beadles	RDT 92	Q.Dial
C 67	D.Kilgore	C 43	C.Davis
RG 61	A.Tiller	ILB 53	N.Bowman
RT 77	T.Brown	ILB 51	G.Hodges
TE 89	V.McDonald	OLB 58	E.Harold
WR 82	T.Smith	LCB 26	T.Brock
WR 11	Q.Patton	RCB 25	J.Ward
QB 2	B.Gabbert	FS 35	E.Reid
RB 28	C.Hyde	SS 41	A.Bethea

Seattle Seahawks

Offense		Defense	
WR 89	D.Baldwin	LDE 72	M.Bennett
LT 78	B.Sowell	LDT 77	A.Rubin
LG 63	M.Glowinski	RDT 90	J.Reed
C 68	J.Britt	RDE 56	C.Avril
RG 73	J.Webb	CB 35	D.Shead
RT 79	G.Gilliam	MLB 54	B.Wagner
TE 88	J.Graham	OLB 50	K.Wright
WR 15	J.Kearse	LCB 25	R.Sherman
QB 3	R.Wilson	RCB 20	J.Lane
RB 32	C.Michael	SS 31	K.Chancellor
TE 82	L.Willson	FS 29	E.Thomas

Substitutions

K 4 P.Dawson, P 5 B.Pinion, WR 13 A.Burbridge, RB 22 M.Davis, RB 24 S.Draughn, CB 27 K.Reaser, S 29 J.Tartt, CB 33 R.Robinson, CB 36 D.Johnson, LB 50 N.Bellore, LB 55 A.Brooks, LB 56 S.Skov, LB 57 M.Wilhoite, G 65 J.Garnett, C 66 M.Martin, WR 81 R.Streater, TE 84 B.Bell, TE/LS 86 K.Nelson, TE 88 G.Celek, DL 90 G.Dorsey, DL 91 A.Armstead, LB 95 T.Carradine, DL 98 R.Blair

Substitutions

QB 2 T.Boykin, K 4 S.Hauschka, P 9 J.Ryan, WR 10 P.Richardson, WR 16 T.Lockett, WR 19 T.McEvoy, CB 21 D.Elliott, FS 23 S.Terrell, CB 27 N.Thorpe, SS 33 K.McCray, RB 36 A.Collins, LB 41 D.McDonald, RB 43 T.Magee, LS 48 N.Frese, LB 52 B.Coyle, DE 55 F.Clark, LB 57 M.Morgan, LB 58 K.Pierre-Louis, T 74 G.Fant, TE 86 B.Williams, DE 91 C.Marsh, DT 93 T.McDaniel, DT 98 G.Smith

Did Not Play

QB 7 C.Kaepernick

C 53 J.Hunt

Not Active

QB 15 C.Ponder, CB 20 M.Cromartie, RB 32 D.Harris, DT 63 T.Jerod-Eddie, OL 71 J.Theus, T 76 A.Davis, DT 96 T.Hart

Did Not Play

Not Active

RB 22 C.Prosise, RB 34 T.Rawls, SS 40 T.Powell, G 70 R.Odhiambo, G/T 76 G.Ifedi, TE 81 N.Vannett, DT 99 Q.Jefferson

Field Goals (made () & missed)

P.Dawson (22) 53SH

S.Hauschka (33) (33) (22)

		1	2	3	4	OT	Total
VISITOR:	San Francisco 49ers	0	3	0	15	0	18
HOME:	Seattle Seahawks	14	10	6	7	0	37

Scoring Plays

Team	Qtr	Time	Play Description (Extra Point) (Drive Info)	Visitor	Home
Seahawks	1	14:17	C.Michael 41 yd. run (S.Hauschka kick) (3-75, 0:43)	0	7
Seahawks	1	4:08	C.Michael 4 yd. run (S.Hauschka kick) (14-62, 8:24)	0	14
49ers	2	9:41	P.Dawson 22 yd. Field Goal (5-26, 1:58)	3	14
Seahawks	2	7:53	J.Graham 18 yd. pass from R.Wilson (S.Hauschka kick) (4-73, 1:48)	3	21
Seahawks	2	1:13	S.Hauschka 33 yd. Field Goal (7-42, 2:39)	3	24
Seahawks	3	6:53	S.Hauschka 33 yd. Field Goal (6-12, 4:08)	3	27
Seahawks	3	2:29	S.Hauschka 22 yd. Field Goal (7-16, 3:34)	3	30
Seahawks	4	12:53	D.Baldwin 16 yd. pass from T.Boykin (S.Hauschka kick) (7-58, 3:37)	3	37
49ers	4	7:50	C.Hyde 8 yd. run (P.Dawson kick) (11-75, 5:03)	10	37

National Football League Game Summary

NFL Copyright © 2016 by The National Football League. All rights reserved. This summary and play-by-play is for the express purpose of assisting media in their coverage of the game; any other use of this material is prohibited without the written permission of the National Football League. Updated: 9/26/2016

49ers 4 0:56 C.Hyde 8 yd. run (C.Hyde run) (8-47, 2:44)
Paid Attendance: 69,010

18 37
Time: 2:59

San Francisco 49ers vs Seattle Seahawks
9/25/2016 at CenturyLink Field

Final Individual Statistics

San Francisco 49ers

Seattle Seahawks

RUSHING						RUSHING					
	ATT	YDS	AVG	LG	TD		ATT	YDS	AVG	LG	TD
C.Hyde	21	103	4.9	34	2	C.Michael	20	106	5.3	41	2
B.Gabbert	5	22	4.4	10	0	A.Collins	4	12	3.0	4	0
S.Draughn	5	10	2.0	7	0	T.Magee	3	12	4.0	5	0
						R.Wilson	1	3	3.0	3	0
						T.Boykin	2	-2	-1.0	0	0
						D.Baldwin	1	-4	-4.0	-4	0
Total	31	135	4.4	34	2	Total	31	127	4.1	41	2

PASSING									PASSING								
	ATT	CMP	YDS	SK/YD	TD	LG	IN	RT		ATT	CMP	YDS	SK/YD	TD	LG	IN	RT
B.Gabbert	25	14	119	0/0	0	20	1	51.9	R.Wilson	23	15	243	2/17	1	59	0	114.9
									T.Boykin	9	7	65	0/0	1	23	1	94.2
Total	25	14	119	0/0	0	20	1	51.9	Total	32	22	308	2/17	2	59	1	107.3

PASS RECEIVING								PASS RECEIVING							
	TAR	REC	YDS	AVG	LG	TD		TAR	REC	YDS	AVG	LG	TD		
T.Smith	4	3	35	11.7	13	0	D.Baldwin	10	8	164	20.5	59	1		
G.Celek	4	3	25	8.3	18	0	J.Graham	9	6	100	16.7	40	1		
J.Kerley	6	2	24	12.0	20	0	A.Collins	2	2	19	9.5	10	0		
V.McDonald	2	2	4	2.0	2	0	J.Kearse	2	2	11	5.5	9	0		
R.Streater	1	1	19	19.0	19	0	L.Wilson	3	2	9	4.5	7	0		
Q.Patton	4	1	8	8.0	8	0	C.Michael	3	2	5	2.5	5	0		
S.Draughn	2	1	2	2.0	2	0	T.McEvoy	1	0	0	0.0	0	0		
C.Hyde	1	1	2	2.0	2	0									
B.Bell	1	0	0	0.0	0	0									
Total	25	14	119	8.5	20	0	Total	30	22	308	14.0	59	2		

INTERCEPTIONS							INTERCEPTIONS						
	NO	YDS	AVG	LG	TD		NO	YDS	AVG	LG	TD		
N.Bellore	1	4	4.0	4	0	B.Wagner	1	9	9.0	9	0		
Total	1	4	4.0	4	0	Total	1	9	9.0	9	0		

PUNTING								PUNTING							
	NO	YDS	AVG	NET	TB	IN20	LG		NO	YDS	AVG	NET	TB	IN20	LG
B.Pinion	7	319	45.6	32.7	1	2	61	J.Ryan	2	102	51.0	41.0	0	0	57
Total	7	319	45.6	32.7	1	2	61	Total	2	102	51.0	41.0	0	0	57

PUNT RETURNS								PUNT RETURNS							
	NO	YDS	AVG	FC	LG	TD		NO	YDS	AVG	FC	LG	TD		
J.Kerley	1	20	20.0	0	20	0	T.Lockett	3	70	23.3	2	62	0		
[DOWNED]	1	0	0.0	0	0	0	[DOWNED]	1	0	0.0	0	0	0		
							[TOUCHBACK]	1	0	0.0	0	0	0		
Total	1	20	20.0	0	20	0	Total	3	70	23.3	2	62	0		

KICKOFF RETURNS								KICKOFF RETURNS							
	NO	YDS	AVG	FC	LG	TD		NO	YDS	AVG	FC	LG	TD		
C.Davis	1	26	26.0	0	26	0	P.Richardson	1	19	19.0	0	19	0		
[TOUCHBACK]	7	0	0.0	0	0	0	L.Wilson	1	0	0.0	0	0	0		
							[TOUCHBACK]	2	0	0.0	0	0	0		
Total	1	26	26.0	0	26	0	Total	2	19	9.5	0	19	0		

San Francisco 49ers

FUMBLES	FUM	LOST	OWN-REC	YDS	TD	FORCED	OPP-REC	YDS	TD	OUT-BDS
J.Kerley	1	0	0	0	0	0	0	0	0	1
N.Bowman	0	0	0	0	0	1	0	0	0	0
G.Hodges	0	0	0	0	0	0	1	0	0	0
Total	1	0	0	0	0	1	1	0	0	1

Seattle Seahawks

FUMBLES	FUM	LOST	OWN-REC	YDS	TD	FORCED	OPP-REC	YDS	TD	OUT-BDS
J.Graham	1	1	0	0	0	0	0	0	0	0
D.Shead	0	0	0	0	0	1	0	0	0	0
Total	1	1	0	0	0	1	0	0	0	0

Final Team Statistics

	Visitor 49ers	Home Seahawks
TOTAL FIRST DOWNS	12	18
By Rushing	6	7
By Passing	6	10
By Penalty	0	1
THIRD DOWN EFFICIENCY	4-15-27%	9-14-64%
FOURTH DOWN EFFICIENCY	1-1-100%	0-0-0%
TOTAL NET YARDS	254	418
Total Offensive Plays (inc. times thrown passing)	56	65
Average gain per offensive play	4.5	6.4
NET YARDS RUSHING	135	127
Total Rushing Plays	31	31
Average gain per rushing play	4.4	4.1
Tackles for a loss-number and yards	2-5	3-8
NET YARDS PASSING	119	291
Times thrown - yards lost attempting to pass	0-0	2-17
Gross yards passing	119	308
PASS ATTEMPTS-COMPLETIONS-HAD INTERCEPTED	25-14-1	32-22-1
Avg gain per pass play (inc.# thrown passing)	4.8	8.6
KICKOFFS Number-In End Zone-Touchbacks	4-2-2	8-8-7
PUNTS Number and Average	7-45.6	2-51.0
Had Blocked	0	0
FGs - PATs Had Blocked	0-0	0-0
Net Punting Average	32.7	41.0
TOTAL RETURN YARDAGE (Not Including Kickoffs)	24	79
No. and Yards Punt Returns	1-20	3-70
No. and Yards Kickoff Returns	1-26	2-19
No. and Yards Interception Returns	1-4	1-9
PENALTIES Number and Yards	4-35	6-50
FUMBLES Number and Lost	1-0	1-1
TOUCHDOWNS	2	4
Rushing	2	2
Passing	0	2
EXTRA POINTS Made-Attempts	2-2	4-4
Kicking Made-Attempts	1-1	4-4
Rushing Made-Attempts	1-1	0-0
FIELD GOALS Made-Attempts	1-2	3-3
RED ZONE EFFICIENCY	2-3-67%	3-6-50%
GOAL TO GO EFFICIENCY	0-0-0%	0-1-0%
SAFETIES	0	0
FINAL SCORE	18	37
TIME OF POSSESSION	24:03	35:57

San Francisco 49ers vs Seattle Seahawks
9/25/2016 at CenturyLink Field

Ball Possession And Drive Chart

San Francisco 49ers

#	Time Recd	Time Lost	Time Poss	How Ball Obtained	Drive Began	# Play	Yds Gain	Yds Pen	Net Yds	1st Down	Last Scrm	How Given Up
1	14:17	12:32	1:45	Kickoff	SF 25	3	7	0	7	0	SF 32	Punt
2	4:08	2:22	1:46	Kickoff	SF 30	3	9	0	9	0	SF 39	Punt
3	0:11	13:41	1:30	Punt	SF 34	4	17	0	17	1	SEA 49	Punt
4	11:39	9:41	1:58	Fumble	SEA 30	5	26	0	26	1	* SEA 4	Field Goal
5	7:53	3:52	4:01	Kickoff	SF 25	8	45	-5	40	2	SEA 35	Missed FG
6	1:13	0:40	0:33	Kickoff	SF 25	3	-2	0	-2	0	SF 23	Punt
7	15:00	13:28	1:32	Kickoff	SF 25	4	18	0	18	1	SF 43	Punt
8	12:23	11:01	1:22	Punt	SF 41	3	6	0	6	0	SF 47	Punt
9	6:53	6:03	0:50	Kickoff	SF 25	3	2	0	2	0	SF 27	Interception
10	2:29	1:30	0:59	Kickoff	SF 25	3	4	0	4	0	SF 29	Punt
11	12:53	7:50	5:03	Kickoff	SF 25	11	75	0	75	4	* SEA 8	Touchdown
12	3:40	0:56	2:44	Interception	SEA 47	8	47	0	47	3	* SEA 8	Touchdown

(403) Average SF 34

Seattle Seahawks

#	Time Recd	Time Lost	Time Poss	How Ball Obtained	Drive Began	# Play	Yds Gain	Yds Pen	Net Yds	1st Down	Last Scrm	How Given Up
1	15:00	14:17	0:43	Kickoff	SEA 25	3	75	0	75	2	SF 41	Touchdown
2	12:32	4:08	8:24	Punt	SEA 38	14	87	-25	62	5	* SF 4	Touchdown
3	2:22	0:11	2:11	Punt	SEA 20	3	9	0	9	0	SEA 29	Punt
4	13:41	11:39	2:02	Punt	SEA 8	4	21	0	21	1	SEA 20	Fumble
5	9:41	7:53	1:48	Kickoff	SEA 27	4	73	0	73	2	* SF 18	Touchdown
6	3:52	1:13	2:39	Missed FG	SEA 43	7	52	-10	42	1	* SF 15	Field Goal
7	0:40	0:00	0:40	Punt	SEA 26	1	-6	0	-6	0	SEA 26	End of Half
8	13:28	12:23	1:05	Punt	SEA 9	3	5	0	5	0	SEA 14	Punt
9	11:01	6:53	4:08	Punt	SF 26	6	2	10	12	1	* SF 14	Field Goal
10	6:03	2:29	3:34	Interception	SF 20	7	16	0	16	1	* SF 4	Field Goal
11	1:30	12:53	3:37	Punt	SEA 42	7	58	0	58	3	* SF 16	Touchdown
12	7:50	3:40	4:10	Kickoff	SEA 25	7	25	0	25	2	50	Interception
13	0:56	0:00	0:56	Kickoff	SEA 39	2	1	0	1	0	SEA 42	End of Game

(456) Average SEA 35

* inside opponent's 20

Time of Possession by Quarter

	1st	2nd	3rd	4th	OT	Total
Visitor San Francisco 49ers	3:42	7:51	4:43	7:47		24:03
Home Seattle Seahawks	11:18	7:09	10:17	7:13		35:57

Kickoff Drive No.-Start Average

49ers: 8 - SF 26 Seahawks: 3 - SEA 26

San Francisco 49ers vs Seattle Seahawks
9/25/2016 at CenturyLink Field

Final Defensive Statistics

San Francisco 49ers

Regular Defensive Plays

Special Teams

Misc

	TKL	AST	COMB	SK	/ YDS	TFL	Q	IN	PD	FF	FR	TKL	AST	FF	FR	BL	TKL	AST	FF	FR	
E.Reid	7	5	12	0	0	0	1	0	1	0	0	0	0	0	0	0	0	0	0	0	0
D.Buckner	1	7	8	0	0	0	0	0	0	0	0	0	0	0	0	0	0	0	0	0	0
N.Bowman	6	1	7	0	0	1	1	0	0	1	0	0	0	0	0	0	0	0	0	0	0
G.Hodges	1	5	6	0	0	0	1	0	0	0	1	0	0	0	0	0	0	0	0	0	0
M.Purcell	0	6	6	0	0	0	0	0	0	0	0	0	0	0	0	0	0	0	0	0	0
A.Brooks	3	1	4	1	6	2	1	0	2	0	0	0	0	0	0	0	0	0	0	0	0
T.Brock	2	2	4	0	0	1	0	0	0	0	0	0	0	0	0	0	0	0	0	0	0
A.Bethea	3	0	3	0	0	0	0	0	0	0	0	0	0	0	0	0	0	0	0	0	0
K.Reaser	2	0	2	0	0	0	0	0	0	0	0	0	0	0	0	0	0	0	0	0	0
M.Wilhoite	1	1	2	0	0	0	0	0	0	0	0	0	0	0	0	0	0	0	0	0	0
T.Carradine	0	2	2	0	0	0	1	0	0	0	0	0	0	0	0	0	0	0	0	0	0
N.Bellore	0	2	2	0	0	0	0	1	1	0	0	1	0	0	0	0	0	0	0	0	0
J.Tartt	0	2	2	0	0	0	0	0	0	0	0	1	0	0	0	0	0	0	0	0	0
A.Armstead	0	2	2	0	0	0	0	0	0	0	0	0	0	0	0	0	0	0	0	0	0
Q.Dial	0	2	2	0	0	0	0	0	0	0	0	0	0	0	0	0	0	0	0	0	0
G.Dorsey	1	0	1	1	11	1	1	0	0	0	0	0	0	0	0	0	0	0	0	0	0
J.Ward	1	0	1	0	0	0	0	0	1	0	0	0	0	0	0	0	0	0	0	0	0
E.Harold	1	0	1	0	0	0	0	0	0	0	0	0	0	0	0	0	0	0	0	0	0
R.Robinson	0	1	1	0	0	0	0	0	0	0	0	0	0	0	0	0	0	0	0	0	0
R.Blair	0	1	1	0	0	0	0	0	0	0	0	0	0	0	0	0	0	0	0	0	0
A.Burbridge	0	0	0	0	0	0	0	0	0	0	0	1	1	0	0	0	0	1	0	0	0
K.Nelson	0	0	0	0	0	0	0	0	0	0	0	1	0	0	0	0	0	0	0	0	0
D.Johnson	0	0	0	0	0	0	0	0	0	0	0	0	1	0	0	0	0	0	0	0	0
B.Bell	0	0	0	0	0	0	0	0	0	0	0	0	0	0	0	0	0	1	0	0	0
Total	29	40	69	2	17	5	6	1	5	1	1	4	2	0	0	0	0	2	0	0	0

TKL = Tackle AST = Assist COMB = Combined QH=QB Hit IN = Interception PD = Pass Defense FF = Forced Fumble FR = Fumble Recovery

Seattle Seahawks

Regular Defensive Plays

Special Teams

Misc

	TKL	AST	COMB	SK	/ YDS	TFL	QH	IN	PD	FF	FR	TKL	AST	FF	FR	BL	TKL	AST	FF	FR	
K.Chancellor	5	3	8	0	0	0	0	0	1	0	0	0	0	0	0	0	0	0	0	0	0
D.Shead	7	0	7	0	0	0	0	0	1	1	0	0	0	0	0	0	0	0	0	0	0
K.Wright	3	4	7	0	0	0	0	0	0	0	0	0	0	0	0	0	0	0	0	0	0
B.Wagner	0	6	6	0	0	0	0	1	2	0	0	0	0	0	0	0	0	0	0	0	0
A.Rubin	1	4	5	0	0	0	0	0	0	0	0	0	0	0	0	0	0	0	0	0	0
J.Lane	3	1	4	0	0	0	0	0	0	0	0	0	0	0	0	0	0	0	0	0	0
G.Smith	1	3	4	0	0	0	0	0	0	0	0	0	0	0	0	0	0	0	0	0	0
M.Bennett	2	1	3	0	0	0	1	0	0	0	0	0	0	0	0	0	0	0	0	0	0
C.Avril	0	3	3	0	0	0	0	0	0	0	0	0	0	0	0	0	0	0	0	0	0
J.Reed	0	3	3	0	0	0	0	0	0	0	0	0	0	0	0	0	0	0	0	0	0
R.Sherman	2	0	2	0	0	0	0	0	1	0	0	0	0	0	0	0	0	0	0	0	0
E.Thomas	2	0	2	0	0	0	0	0	0	0	0	0	0	0	0	0	0	0	0	0	0
F.Clark	0	2	2	0	0	0	1	0	0	0	0	0	0	0	0	0	0	0	0	0	0
T.McDaniel	0	2	2	0	0	0	0	0	0	0	0	0	0	0	0	0	0	0	0	0	0
M.Morgan	0	1	1	0	0	0	0	0	0	0	0	0	0	0	0	0	0	0	0	0	0
C.Marsh	0	1	1	0	0	0	0	0	0	0	0	0	0	0	0	0	0	0	0	0	0
K.McCray	0	0	0	0	0	0	0	0	0	0	0	1	0	0	0	0	0	0	0	0	0
K.Pierre-Louis	0	0	0	0	0	0	0	0	0	0	0	1	0	0	0	0	0	0	0	0	0
T.McEvoy	0	0	0	0	0	0	0	0	0	0	0	0	0	0	0	0	1	0	0	0	0
Total	26	34	60	0	0	0	2	1	5	1	0	2	0	0	0	0	1	0	0	0	0

Play By Play

First Quarter

9/25/2016

SF wins the coin toss and elects to defer. SEA elects to Receive, and SF elects to defend the north goal.

P.Dawson kicks 65 yards from SF 35 to end zone, Touchback.

Seattle Seahawks at 15:00

1-10-SEA 25 (15:00) (Shotgun) R.Wilson pass incomplete short left to C.Michael (J.Ward).

2-10-SEA 25 (14:56) (Shotgun) R.Wilson pass deep left to D.Baldwin pushed ob at SF 41 for 34 yards (A.Bethea). P1

1-10-SF 41 (14:24) **C.Michael left tackle for 41 yards, TOUCHDOWN.** R2

S.Hauschka extra point is GOOD, Center-N.Frese, Holder-J.Ryan.

SF 0 SEA 7, 3 plays, 75 yards, 0:43 drive, 0:43 elapsed

S.Hauschka kicks 65 yards from SEA 35 to end zone, Touchback.

San Francisco 49ers at 14:17

1-10-SF 25 (14:17) (Shotgun) B.Gabbert right end to SF 26 for 1 yard (A.Rubin).

2-9-SF 26 (13:50) (Shotgun) B.Gabbert pass short right to V.McDonald pushed ob at SF 28 for 2 yards (K.Chancellor).

3-7-SF 28 (13:19) (Shotgun) B.Gabbert pass short middle to J.Kerley to SF 32 for 4 yards (J.Lane).

4-3-SF 32 (12:45) B.Pinion punts 54 yards to SEA 14, Center-K.Nelson. T.Lockett to SEA 28 for 14 yards (A.Burbridge; D.Johnson).

PENALTY on SF-K.Nelson, Offensive Holding, 10 yards, enforced at SEA 28.

Seattle Seahawks at 12:32

1-10-SEA 38 (12:32) R.Wilson pass short right to L.Willson to SEA 40 for 2 yards (E.Reid).

2-8-SEA 40 (11:58) (Shotgun) C.Michael up the middle to SF 48 for 12 yards (E.Reid).

PENALTY on SEA-L.Willson, Offensive Holding, 10 yards, enforced at SEA 48.

2-10-SEA 38 (11:19) (Shotgun) R.Wilson pass short right to C.Michael to SEA 38 for no gain (D.Buckner).

3-10-SEA 38 (10:38) (Shotgun) R.Wilson pass short right to D.Baldwin ran ob at 50 for 12 yards. P3

Penalty on SF-T.Brock, Defensive Holding, declined.

1-10-50 (10:11) A.Collins up the middle to SF 46 for 4 yards (A.Armstead; D.Buckner).

PENALTY on SEA-J.Britt, Offensive Holding, 10 yards, enforced at 50 - No Play.

1-20-SEA 40 (9:50) (Shotgun) C.Michael right tackle to SEA 44 for 4 yards (E.Reid).

2-16-SEA 44 (9:12) (Shotgun) *PENALTY on SEA-J.Graham, False Start, 5 yards, enforced at SEA 44 - No Play.*

2-21-SEA 39 (8:54) (Shotgun) C.Michael left end to SEA 45 for 6 yards (J.Ward).

3-15-SEA 45 (8:10) (Shotgun) R.Wilson pass deep middle to J.Graham to SF 37 for 18 yards (E.Reid). P4

1-10-SF 37 (7:24) R.Wilson pass incomplete deep left to J.Graham (E.Reid).

2-10-SF 37 (7:19) C.Michael left tackle to SF 25 for 12 yards (D.Buckner; T.Brock). R5

1-10-SF 25 (6:38) (Shotgun) R.Wilson pass short middle to A.Collins to SF 16 for 9 yards (T.Brock).

2-1-SF 16 (6:06) A.Collins up the middle to SF 13 for 3 yards (G.Hodges; M.Purcell). R6

1-10-SF 13 (5:28) C.Michael left end to SF 16 for -3 yards (N.Bowman).

2-13-SF 16 (4:49) (Shotgun) R.Wilson pass short middle to J.Graham to SF 4 for 12 yards (T.Brock; N.Bowman).

3-1-SF 4 (4:11) **(Shotgun) C.Michael up the middle for 4 yards, TOUCHDOWN.** R7

S.Hauschka extra point is GOOD, Center-N.Frese, Holder-J.Ryan.

SF 0 SEA 14, 14 plays, 62 yards, 8:24 drive, 10:52 elapsed

S.Hauschka kicks 65 yards from SEA 35 to end zone, Touchback.

PENALTY on SEA-D.McDonald, Offensive Offside, 5 yards, enforced at SF 25.

San Francisco 49ers at 4:08

1-10-SF 30 (4:08) (Shotgun) C.Hyde up the middle to SF 34 for 4 yards (K.Wright; B.Wagner).

2-6-SF 34 (3:40) (Shotgun) C.Hyde up the middle to SF 37 for 3 yards (K.Wright; B.Wagner).

3-3-SF 37 (3:08) (Shotgun) C.Hyde right tackle to SF 39 for 2 yards (A.Rubin; C.Avril).

4-1-SF 39 (2:32) B.Pinion punts 61 yards to end zone, Center-K.Nelson, Touchback.

Seattle Seahawks at 2:22

1-10-SEA 20 (2:22) (Shotgun) C.Michael right guard to SEA 20 for no gain (G.Hodges; M.Purcell).

2-10-SEA 20 (1:42) (Shotgun) C.Michael right guard to SEA 19 for -1 yards (T.Brock).

3-11-SEA 19 (1:03) (Shotgun) R.Wilson pass short right to A.Collins to SEA 29 for 10 yards (E.Harold).

4-1-SEA 29 (:23) J.Ryan punts 57 yards to SF 14, Center-N.Frese. J.Kerley pushed ob at SF 34 for 20 yards (K.McCray).

San Francisco 49ers at 0:11

San Francisco 49ers vs Seattle Seahawks at CenturyLink Field

1-10-SF 34

(:11) (Shotgun) B.Gabbert pass short right to T.Smith to SF 45 for 11 yards (K.Wright).

P1

END OF QUARTER

	Score	Time Poss	First Downs				Efficiencies	
			R	P	X	T	3 Down	4 Down
San Francisco 49ers	0	3:42	0	1	0	1	0/2	0/0
Seattle Seahawks	14	11:18	4	3	0	7	3/4	0/0

Second Quarter

9/25/2016

Play By Play

San Francisco 49ers continued.

- 1-10-SF 45 (15:00) (Shotgun) B.Gabbert pass short right to V.McDonald pushed ob at SF 47 for 2 yards (K.Chancellor).
 2-8-SF 47 (14:29) (Shotgun) C.Hyde left tackle to SEA 49 for 4 yards (A.Rubin; C.Avril).
 3-4-SEA 49 (13:51) (Shotgun) B.Gabbert pass incomplete short middle to J.Kerley.
 4-4-SEA 49 (13:48) B.Pinion punts 41 yards to SEA 8, Center-K.Nelson, fair catch by T.Lockett.

Seattle Seahawks at 13:41

- 1-10-SEA 8 (13:41) C.Michael right tackle to SEA 10 for 2 yards (D.Buckner; E.Reid).
 2-8-SEA 10 (12:59) (Shotgun) R.Wilson pass short right to L.Willson to SEA 17 for 7 yards (J.Tartt; T.Carradine).
 3-1-SEA 17 (12:23) (Shotgun) R.Wilson left tackle to SEA 20 for 3 yards (A.Bethea). P8
1-10-SEA 20 (11:46) (Shotgun) R.Wilson pass short left to J.Graham to SEA 29 for 9 yards (N.Bowman; A.Bethea).
 San Francisco challenged the runner was down by contact ruling, and the play was REVERSED.
 (Shotgun) R.Wilson pass short left to J.Graham to SEA 29 for 9 yards (N.Bowman). FUMBLES (N.Bowman), RECOVERED by SF-G.Hodges at SEA 30. G.Hodges, dead ball declared at SEA 30 for no gain.

San Francisco 49ers at 11:39

- 1-10-SEA 30 (11:39) (Shotgun) B.Gabbert pass short left to G.Celek to SEA 12 for 18 yards (E.Thomas). P2
1-10-SEA 12 (11:09) (Shotgun) C.Hyde right tackle to SEA 7 for 5 yards (E.Thomas).
 2-5-SEA 7 (10:41) (Shotgun) C.Hyde up the middle to SEA 6 for 1 yard (F.Clark; T.McDaniel).
 3-4-SEA 6 (10:10) (Shotgun) B.Gabbert pass short right to S.Draughn pushed ob at SEA 4 for 2 yards (R.Sherman).
 4-2-SEA 4 (9:44) **P.Dawson 22 yard field goal is GOOD, Center-K.Nelson, Holder-B.Pinion.**

SF 3 SEA 14, 5 plays, 26 yards, 1:58 drive, 5:19 elapsed

P.Dawson kicks 57 yards from SF 35 to SEA 8. P.Richardson to SEA 27 for 19 yards (J.Tartt). SF-J.Ward was injured during the play. He is Out.

Seattle Seahawks at 9:41, (1st play from scrimmage 9:34)

- 1-10-SEA 27 (9:34) D.Baldwin left end to SEA 23 for -4 yards (A.Brooks).
 2-14-SEA 23 (8:52) (Shotgun) R.Wilson pass incomplete (A.Brooks) [N.Bowman].
 3-14-SEA 23 (8:48) (Shotgun) R.Wilson pass deep middle to D.Baldwin to SF 18 for 59 yards (E.Reid). P9
1-10-SF 18 (8:00) (Shotgun) **R.Wilson pass deep middle to J.Graham for 18 yards, TOUCHDOWN.** P10
 S.Hauschka extra point is GOOD, Center-N.Frese, Holder-J.Ryan.

SF 3 SEA 21, 4 plays, 73 yards, 1:48 drive, 7:07 elapsed

S.Hauschka kicks 65 yards from SEA 35 to end zone, Touchback.

San Francisco 49ers at 7:53

- 1-10-SF 25 (7:53) (Shotgun) C.Hyde right tackle to SF 32 for 7 yards (G.Smith).
 2-3-SF 32 (7:26) (Shotgun) B.Gabbert pass short right to G.Celek to SF 37 for 5 yards (B.Wagner; K.Chancellor). P3
1-10-SF 37 (6:54) (Shotgun) S.Draughn right tackle to SF 39 for 2 yards (M.Bennett).
 2-8-SF 39 (6:25) (Shotgun) B.Gabbert pass deep left to J.Kerley to SEA 41 for 20 yards (D.Shead). FUMBLES (D.Shead), ball out of bounds at SEA 41. P4
1-10-SEA 41 (6:08) (Shotgun) C.Hyde up the middle to SEA 40 for 1 yard (G.Smith; M.Morgan).
 2-9-SEA 40 (5:34) (Shotgun) *PENALTY on SF-J.Staley, False Start, 5 yards, enforced at SEA 40 - No Play.*
 2-14-SEA 45 (5:15) (Shotgun) C.Hyde right end to SEA 48 for -3 yards (K.Chancellor; B.Wagner).
 3-17-SEA 48 (4:35) (Shotgun) B.Gabbert pass short middle to T.Smith ran ob at SEA 35 for 13 yards (D.Shead).
 4-4-SEA 35 (3:55) P.Dawson 53 yard field goal is No Good, Short, Center-K.Nelson, Holder-B.Pinion.

Seattle Seahawks at 3:52

- 1-10-SEA 43 (3:52) R.Wilson pass incomplete deep right to L.Willson (A.Brooks).
 2-10-SEA 43 (3:46) (Shotgun) C.Michael left end to 50 for 7 yards (T.Brock; E.Reid).
PENALTY on SEA-J.Webb, Offensive Holding, 10 yards, enforced at SEA 43 - No Play.
 2-20-SEA 33 (3:17) (Shotgun) R.Wilson pass short left to J.Graham to SEA 36 for 3 yards (N.Bowman).
 3-17-SEA 36 (2:40) (Shotgun) R.Wilson pass deep middle to J.Graham to SF 24 for 40 yards (E.Reid; J.Tartt) [G.Hodges]. P11
Penalty on SF-A.Brooks, Defensive Offside, declined.
1-10-SF 24 (2:04) (Shotgun) R.Wilson pass incomplete deep left to D.Baldwin.

Two-Minute Warning

- 2-10-SF 24 (1:59) C.Michael left tackle to SF 15 for 9 yards (A.Bethea).
 3-1-SF 15 (1:22) (Shotgun) C.Michael up the middle to SF 15 for no gain (N.Bowman).
 Timeout #1 by SF at 01:16.
 4-1-SF 15 (1:16) **S.Hauschka 33 yard field goal is GOOD, Center-N.Frese, Holder-J.Ryan.**

San Francisco 49ers vs Seattle Seahawks at CenturyLink Field

SF 3 SEA 24, 7 plays, 42 yards, 2:39 drive, 13:47 elapsed

S.Hauschka kicks 66 yards from SEA 35 to SF -1. C.Davis to SF 25 for 26 yards (K.Pierre-Louis).

San Francisco 49ers at 1:13, (1st play from scrimmage 1:07)

- 1-10-SF 25 (1:07) (Shotgun) B.Gabbert pass incomplete short right to T.Smith (R.Sherman).
- 2-10-SF 25 (1:01) (Shotgun) B.Gabbert pass incomplete short right to S.Draughn.
- 3-10-SF 25 (:57) (Shotgun) S.Draughn up the middle to SF 23 for -2 yards (J.Lane; C.Marsh).
Timeout #1 by SEA at 00:53.
- 4-12-SF 23 (:53) B.Pinion punts 45 yards to SEA 32, Center-K.Nelson. T.Lockett to SEA 26 for -6 yards (K.Nelson).

Seattle Seahawks at 0:40

- 1-10-SEA 26 (:40) (Shotgun) R.Wilson sacked at SEA 20 for -6 yards (A.Brooks).

END OF QUARTER

	Score	Time Poss	First Downs				Efficiencies	
			R	P	X	T	3 Down	4 Down
San Francisco 49ers	3	7:51	0	3	0	3	0/4	0/0
Seattle Seahawks	24	7:09	1	3	0	4	3/4	0/0

Third Quarter

9/25/2016

Play By Play

SF elects to Receive, and SEA elects to defend the North goal.

S.Hauschka kicks 65 yards from SEA 35 to end zone, Touchback.

San Francisco 49ers at 15:00

1-10-SF 25 (15:00) (Shotgun) B.Gabbert left end to SF 35 for 10 yards (D.Shead). R5

1-10-SF 35 (14:29) (Shotgun) B.Gabbert pass incomplete deep left to Q.Patton (D.Shead) [M.Bennett].

2-10-SF 35 (14:24) (Shotgun) C.Hyde right tackle to SF 41 for 6 yards (K.Wright; B.Wagner).

3-4-SF 41 (13:54) (Shotgun) B.Gabbert pass short right to G.Celek to SF 43 for 2 yards (K.Chancellor). SF-G.Celek was injured during the play.

4-2-SF 43 (13:35) B.Pinion punts 48 yards to SEA 9, Center-K.Nelson, fair catch by T.Lockett.

Seattle Seahawks at 13:28

1-10-SEA 9 (13:28) (Shotgun) R.Wilson pass incomplete short right.

2-10-SEA 9 (13:23) C.Michael left tackle to SEA 14 for 5 yards (D.Buckner; G.Hodges).

3-5-SEA 14 (12:39) (Shotgun) R.Wilson pass incomplete short middle to J.Graham.

4-5-SEA 14 (12:37) J.Ryan punts 45 yards to SF 41, Center-N.Frese, downed by SEA-C.Marsh.

San Francisco 49ers at 12:23

1-10-SF 41 (12:23) (Shotgun) C.Hyde up the middle to SF 45 for 4 yards (J.Reed; A.Rubin).

2-6-SF 45 (11:52) (Shotgun) B.Gabbert left end ran ob at SF 47 for 2 yards (K.Wright).

3-4-SF 47 (11:24) (Shotgun) B.Gabbert pass incomplete short left to J.Kerley (B.Wagner) [F.Clark].

4-4-SF 47 (11:20) B.Pinion punts 41 yards to SEA 12, Center-K.Nelson. T.Lockett to SF 26 for 62 yards (A.Burbridge).

Seattle Seahawks at 11:01

1-10-SF 26 (11:01) (Shotgun) R.Wilson sacked at SF 37 for -11 yards (G.Dorsey).

2-21-SF 37 (10:15) (Shotgun) R.Wilson pass incomplete short left to J.Graham.

3-21-SF 37 (10:11) (Shotgun) R.Wilson sacked at SF 41 for -4 yards (E.Harold).

PENALTY on SF-E.Harold, Horse Collar Tackle, 15 yards, enforced at SF 37 - No Play. X12

1-10-SF 22 (9:40) SS #2 Boykin in at QB. C.Michael left tackle to SF 19 for 3 yards (D.Buckner; A.Armstead).

2-7-SF 19 (8:57) SS #3 Wilson in at QB. (Shotgun) C.Michael left end pushed ob at SF 19 for no gain (N.Bowman).

PENALTY on SEA-J.Britt, Offensive Holding, 10 yards, enforced at SF 19 - No Play.

2-17-SF 29 (8:32) (Shotgun) R.Wilson pass short right to D.Baldwin pushed ob at SF 19 for 10 yards (G.Hodges).

3-7-SF 19 (8:32) (Shotgun) *PENALTY on SF, Defensive 12 On-field, 5 yards, enforced at SF 19 - No Play.*

Timeout #1 by SEA at 07:36.

3-2-SF 14 (7:36) (Shotgun) C.Michael right tackle to SF 14 for no gain (M.Purcell; Q.Dial).

4-2-SF 14 (6:56) **S.Hauschka 33 yard field goal is GOOD, Center-N.Frese, Holder-J.Ryan.**

SF 3 SEA 27, 6 plays, 12 yards, 2 penalties, 4:08 drive, 8:07 elapsed

S.Hauschka kicks 65 yards from SEA 35 to end zone, Touchback.

San Francisco 49ers at 6:53

1-10-SF 25 (6:53) (Shotgun) C.Hyde up the middle to SF 27 for 2 yards (J.Reed; A.Rubin).

2-8-SF 27 (6:16) (Shotgun) B.Gabbert pass incomplete short middle to G.Celek (K.Chancellor).

3-8-SF 27 (6:12) (Shotgun) B.Gabbert pass short middle intended for Q.Patton INTERCEPTED by B.Wagner at SF 29. B.Wagner to SF 20 for 9 yards (B.Bell; A.Burbridge).

Seattle Seahawks at 6:03

1-10-SF 20 (6:03) SS #2 Boykin in at QB. (Shotgun) C.Michael left tackle to SF 17 for 3 yards (G.Hodges; M.Purcell).

2-7-SF 17 (5:23) C.Michael up the middle to SF 16 for 1 yard (M.Purcell; E.Reid).

3-6-SF 16 (4:42) (Shotgun) T.Boykin pass short right to D.Baldwin to SF 10 for 6 yards (E.Reid) [T.Carradine]. P13

1-10-SF 10 (3:56) T.Boykin pass short left to C.Michael pushed ob at SF 5 for 5 yards (K.Reaser).

2-5-SF 5 (3:19) C.Michael right end to SF 4 for 1 yard (G.Hodges; T.Carradine).

Timeout #2 by SEA at 02:35.

3-4-SF 4 (2:35) (Shotgun) T.Boykin pass incomplete short right to D.Baldwin [E.Reid].

4-4-SF 4 (2:32) **S.Hauschka 22 yard field goal is GOOD, Center-N.Frese, Holder-J.Ryan.**

SF 3 SEA 30, 7 plays, 16 yards, 3:34 drive, 12:31 elapsed

S.Hauschka kicks 65 yards from SEA 35 to end zone, Touchback.

San Francisco 49ers at 2:29

1-10-SF 25 (2:29) (Shotgun) B.Gabbert pass incomplete short right to B.Bell.

San Francisco 49ers vs Seattle Seahawks at CenturyLink Field

- 2-10-SF 25 (2:21) (Shotgun) B.Gabbert scrambles left end to SF 29 for 4 yards (K.Wright).
- 3-6-SF 29 (1:44) (Shotgun) B.Gabbert pass incomplete short right to J.Kerley.
- 4-6-SF 29 (1:38) B.Pinion punts 29 yards to SEA 42, Center-K.Nelson, downed by SF-K.Nelson.

Seattle Seahawks at 1:30

- 1-10-SEA 42 (1:30) (Shotgun) C.Michael up the middle to SEA 49 for 7 yards (N.Bowman).
- 2-3-SEA 49 (:48) C.Michael left tackle to SF 47 for 4 yards (Q.Dial; D.Buckner).
- 1-10-SF 47 (:10) T.Boykin pass short right to D.Baldwin to SF 43 for 4 yards (N.Bowman).

R14

END OF QUARTER

	Score	Time Poss	First Downs				Efficiencies	
			R	P	X	T	3 Down	4 Down
San Francisco 49ers	3	4:43	1	0	0	1	0/4	0/0
Seattle Seahawks	30	10:17	1	1	1	3	1/4	0/0

Fourth Quarter

9/25/2016

Play By Play

Seattle Seahawks continued.

2-6-SF 43	(15:00) (Shotgun) T.Boykin pass deep left to D.Baldwin to SF 20 for 23 yards (K.Reaser).	P15
<u>1-10-SF 20</u>	(14:18) (Shotgun) T.Boykin right end to SF 20 for no gain (A.Brooks).	
2-10-SF 20	(13:40) A.Collins up the middle to SF 16 for 4 yards (A.Brooks; E.Reid).	
3-6-SF 16	(12:59) (Shotgun) T.Boykin pass short left to D.Baldwin for 16 yards, TOUCHDOWN.	P16
	S.Hauschka extra point is GOOD, Center-N.Frese, Holder-J.Ryan.	

SF 3 SEA 37, 7 plays, 58 yards, 3:37 drive, 2:07 elapsed

S.Hauschka kicks 65 yards from SEA 35 to end zone, Touchback.

San Francisco 49ers at 12:53

1-10-SF 25	(12:53) (Shotgun) C.Hyde up the middle pushed ob at SEA 41 for 34 yards (D.Shead).	R6
<u>1-10-SEA 41</u>	(12:23) C.Hyde left tackle to SEA 41 for no gain (B.Wagner; K.Chancellor).	
2-10-SEA 41	(11:49) (Shotgun) S.Draughn up the middle to SEA 34 for 7 yards (J.Lane).	
3-3-SEA 34	(11:22) (Shotgun) B.Gabbert pass short middle to T.Smith to SEA 23 for 11 yards (R.Sherman).	P7
<u>1-10-SEA 23</u>	(10:48) (Shotgun) S.Draughn right tackle to SEA 20 for 3 yards (D.Shead).	
2-7-SEA 20	(10:17) (Shotgun) C.Hyde up the middle to SEA 17 for 3 yards (T.McDaniel; K.Wright).	
3-4-SEA 17	(9:36) (Shotgun) B.Gabbert pass incomplete deep left to J.Kerley.	
4-4-SEA 17	(9:32) (Shotgun) B.Gabbert scrambles left end ran ob at SEA 12 for 5 yards (D.Shead).	R8
<u>1-10-SEA 12</u>	(8:58) (Shotgun) C.Hyde up the middle to SEA 10 for 2 yards (G.Smith; F.Clark).	
2-8-SEA 10	(8:24) (No Huddle, Shotgun) C.Hyde up the middle to SEA 8 for 2 yards (M.Bennett).	
3-6-SEA 8	(7:53) (No Huddle, Shotgun) C.Hyde left guard for 8 yards, TOUCHDOWN.	R9
	P.Dawson extra point is GOOD, Center-K.Nelson, Holder-B.Pinion.	

SF 10 SEA 37, 11 plays, 75 yards, 5:03 drive, 7:10 elapsed

P.Dawson kicks 65 yards from SF 35 to end zone, Touchback.

Seattle Seahawks at 7:50

1-10-SEA 25	(7:50) (Shotgun) T.Boykin pass short left to J.Kearse to SEA 34 for 9 yards (M.Wilhoite).	
2-1-SEA 34	(7:09) A.Collins left tackle to SEA 38 for 4 yards (E.Reid; R.Robinson).	R17
<u>1-10-SEA 38</u>	(6:27) (Shotgun) T.Magee up the middle to SEA 43 for 5 yards (D.Buckner; N.Bellore).	
2-5-SEA 43	(5:52) (Shotgun) T.Magee up the middle to SEA 47 for 4 yards (M.Purcell; A.Armstead).	
3-1-SEA 47	(5:08) (Shotgun) T.Boykin pass short right to J.Kearse to SEA 49 for 2 yards (E.Reid).	P18
<u>1-10-SEA 49</u>	(4:26) (Shotgun) A.Collins up the middle to 50 for 1 yard (N.Bellore; R.Blair).	
2-9-50	(3:45) T.Boykin pass short right intended for T.McEvoy INTERCEPTED by N.Bellore at SF 49. N.Bellore to SEA 47 for 4 yards (T.McEvoy).	

San Francisco 49ers at 3:40

1-10-SEA 47	(3:40) (Shotgun) B.Gabbert pass incomplete short left to Q.Patton.	
2-10-SEA 47	(3:36) (Shotgun) B.Gabbert pass short left to Q.Patton to SEA 39 for 8 yards (D.Shead).	
3-2-SEA 39	(3:10) (No Huddle, Shotgun) C.Hyde up the middle to SEA 32 for 7 yards (K.Chancellor).	R10
<u>1-10-SEA 32</u>	(2:41) (No Huddle, Shotgun) S.Draughn left guard to SEA 32 for no gain (M.Bennett; C.Avril).	
2-10-SEA 32	(2:03) (Shotgun) B.Gabbert pass short left to R.Streater to SEA 13 for 19 yards (J.Lane).	P11

Two-Minute Warning

<u>1-10-SEA 13</u>	(1:55) (Shotgun) C.Hyde left guard to SEA 10 for 3 yards (J.Reed; G.Smith).	
2-7-SEA 10	(1:33) (No Huddle, Shotgun) B.Gabbert pass short left to C.Hyde to SEA 8 for 2 yards (K.Chancellor).	
3-5-SEA 8	(1:01) (No Huddle, Shotgun) C.Hyde right guard for 8 yards, TOUCHDOWN.	R12
	TWO-POINT CONVERSION ATTEMPT. C.Hyde rushes right guard. ATTEMPT SUCCEEDS.	

SF 18 SEA 37, 8 plays, 47 yards, 2:44 drive, 14:04 elapsed

P.Dawson kicks onside 26 yards from SF 35 to SEA 39. L.Willson MUFFS catch, and recovers at SEA 39. L.Willson to SEA 39 for no gain (N.Bellore).

Seattle Seahawks at 0:56, (1st play from scrimmage 0:55)

1-10-SEA 39	(:55) T.Magee left tackle to SEA 42 for 3 yards (D.Buckner; M.Wilhoite).
2-7-SEA 42	(:13) T.Boykin kneels to SEA 40 for -2 yards.

END OF QUARTER

	Score	Time Poss	First Downs				Efficiencies	
			R	P	X	T	3 Down	4 Down
San Francisco 49ers	18	7:47	5	2	0	7	4/5	1/1
Seattle Seahawks	37	7:13	1	3	0	4	2/2	0/0

Miscellaneous Statistics Report

San Francisco 49ers vs Seattle Seahawks
9/25/2016 at CenturyLink Field

Ten Longest Plays for San Francisco 49ers

Yards	Qtr	Play Start	Play Description
34	4	1-10-SF 25	(12:53) (Shotgun) C.Hyde up the middle pushed ob at SEA 41 for 34 yards (D.Shead).
20	2	2-8-SF 39	(6:25) (Shotgun) B.Gabbert pass deep left to J.Kerley to SEA 41 for 20 yards (D.Shead). FUMBLES (D.Shead), ball out of bounds at SEA 41.
19	4	2-10-SEA 32	(2:03) (Shotgun) B.Gabbert pass short left to R.Streater to SEA 13 for 19 yards (J.Lane).
18	2	1-10-SEA 30	(11:39) (Shotgun) B.Gabbert pass short left to G.Celek to SEA 12 for 18 yards (E.Thomas).
13	2	3-17-SEA 48	(4:35) (Shotgun) B.Gabbert pass short middle to T.Smith ran ob at SEA 35 for 13 yards (D.Shead).
11	1	1-10-SF 34	(:11) (Shotgun) B.Gabbert pass short right to T.Smith to SF 45 for 11 yards (K.Wright).
11	4	3-3-SEA 34	(11:22) (Shotgun) B.Gabbert pass short middle to T.Smith to SEA 23 for 11 yards (R.Sherman).
10	3	1-10-SF 25	(15:00) (Shotgun) B.Gabbert left end to SF 35 for 10 yards (D.Shead).
8	4	3-6-SEA 8	(7:53) (No Huddle, Shotgun) C.Hyde left guard for 8 yards, TOUCHDOWN.
8	4	2-10-SEA 47	(3:36) (Shotgun) B.Gabbert pass short left to Q.Patton to SEA 39 for 8 yards (D.Shead).

Ten Longest Plays for Seattle Seahawks

Yards	Qtr	Play Start	Play Description
59	2	3-14-SEA 23	(8:48) (Shotgun) R.Wilson pass deep middle to D.Baldwin to SF 18 for 59 yards (E.Reid).
41	1	1-10-SF 41	(14:24) C.Michael left tackle for 41 yards, TOUCHDOWN.
40	2	3-17-SEA 36	(2:40) (Shotgun) R.Wilson pass deep middle to J.Graham to SF 24 for 40 yards (E.Reid; J.Tartt) [G.Hodges].
34	1	2-10-SEA 25	(14:56) (Shotgun) R.Wilson pass deep left to D.Baldwin pushed ob at SF 41 for 34 yards (A.Bethea).
23	4	2-6-SF 43	(15:00) (Shotgun) T.Boykin pass deep left to D.Baldwin to SF 20 for 23 yards (K.Reaser).
18	1	3-15-SEA 45	(8:10) (Shotgun) R.Wilson pass deep middle to J.Graham to SF 37 for 18 yards (E.Reid).
18	2	1-10-SF 18	(8:00) (Shotgun) R.Wilson pass deep middle to J.Graham for 18 yards, TOUCHDOWN.
16	4	3-6-SF 16	(12:59) (Shotgun) T.Boykin pass short left to D.Baldwin for 16 yards, TOUCHDOWN.
12	1	3-10-SEA 38	(10:38) (Shotgun) R.Wilson pass short right to D.Baldwin ran ob at 50 for 12 yards.
12	1	2-10-SF 37	(7:19) C.Michael left tackle to SF 25 for 12 yards (D.Buckner; T.Brock).

Touchdown Scoring Information

		Offense	Defense	Special Teams
VISITOR	San Francisco 49ers	2	0	0
HOME	Seattle Seahawks	4	0	0

Player Scoring Information

Club	Player	TD	Rush TD	Rec TD	KO TD	Punt TD	Int TD	Fum TD	Misc TD	FG	XP	2Pt Rush	2Pt Rec	Sfty	Points
SF	C.Hyde	0	2	0	0	0	0	0	0	0	0	1	0	0	14
SF	P.Dawson	0	0	0	0	0	0	0	0	1	1	0	0	0	4
SEA	S.Hauschka	0	0	0	0	0	0	0	0	3	4	0	0	0	13
SEA	C.Michael	0	2	0	0	0	0	0	0	0	0	0	0	0	12
SEA	J.Graham	0	0	1	0	0	0	0	0	0	0	0	0	0	6
SEA	D.Baldwin	0	0	1	0	0	0	0	0	0	0	0	0	0	6

Possession Detail

	First Half		Second Half		Game	
	Visitor	Home	Visitor	Home	Visitor	Home
Largest Lead	0	21	0	34	0	34
Drives Leading	0	6	0	6	0	12
Time of Possession Leading	0:00	17:44	0:00	17:30	0:00	35:14
Largest Deficit	-21	0	-34	0	-34	0
Drives Trailing	6	0	6	0	12	0
Time of Possession Trailing	11:33	0:00	12:30	0:00	24:03	0:00
Times Score Tied Up		0		0		0
Lead Changes		1		0		1

Playtime Percentage

Percent of playtime per player on offense, defense and special teams

San Francisco 49ers

Seattle Seahawks

		Offense	Defense	Special Teams				Offense	Defense	Special Teams	
J Staley	T	57	100%	3	10%	M Glowinski	G	70	100%	9	29%
Z Beadles	G	57	100%	3	10%	J Webb	T	70	100%	7	23%
T Brown	T	57	100%	3	10%	J Britt	C	70	100%	7	23%
A Tiller	G	57	100%	3	10%	G Gilliam	T	70	100%	7	23%
B Gabbert	QB	57	100%			B Sowell	T	68	97%	7	23%
D Kilgore	C	57	100%			D Baldwin	WR	55	79%	2	6%
Q Patton	WR	49	86%	10	32%	J Kearsse	WR	54	77%	2	6%
T Smith	WR	43	75%			L Willson	TE	48	69%	13	42%
J Kerley	WR	42	74%	2	6%	J Graham	TE	47	67%	2	6%
C Hyde	RB	40	70%			R Wilson	QB	47	67%		
G Celek	TE	38	67%	5	16%	C Michael	RB	45	64%		
B Bell	TE	24	42%	17	55%	P Richardson	WR	27	39%	4	13%
S Draughn	RB	17	30%	13	42%	T Lockett	WR	23	33%	9	29%
A Burbridge	WR	14	25%	19	61%	T Boykin	QB	23	33%		
V McDonald	TE	10	18%	2	6%	A Collins	RB	18	26%		
R Streater	WR	8	14%	12	39%	B Williams	TE	15	21%	16	52%
E Reid	FS		68 97%	7	23%	T McEvoy	WR	13	19%	7	23%
N Bowman	LB		61 87%	7	23%	T Magee	RB	5	7%		
T Brock	CB		61 87%			G Fant	T	2	3%	7	23%
A Bethea	SS		60 86%	7	23%	K Chancellor	SS		57 100%	13	42%
G Hodges	LB		60 86%			E Thomas	FS		57 100%	5	16%
D Buckner	DT		57 81%	9	29%	R Sherman	CB		57 100%	4	13%
A Brooks	LB		49 70%	6	19%	B Wagner	LB		57 100%	3	10%
K Reaser	CB		48 69%	10	32%	K Wright	LB		57 100%	2	6%
M Purcell	NT		39 56%	18	58%	D Shead	CB		57 100%	2	6%
Q Dial	DT		38 54%	10	32%	M Bennett	DE		54 95%		
E Harold	LB		34 49%	1	3%	C Avril	DE		46 81%		
C Carradine	LB		33 47%	7	23%	J Lane	CB		44 77%	3	10%
J Tartt	SS		30 43%	8	26%	F Clark	DE		30 53%	7	23%
A Armstead	DT		28 40%			J Reed	DT		29 51%	3	10%
J Ward	CB		25 36%	4	13%	G Smith	DT		24 42%		
C Davis	CB		19 27%	9	29%	T McDaniel	DT		17 30%	3	10%
G Dorsey	NT		18 26%			C Marsh	DE		14 25%	22	71%
R Blair	DT		13 19%			A Rubin	DT		14 25%	3	10%
M Wilhoite	LB		9 13%	28	90%	M Morgan	LB		13 23%	15	48%
N Bellore	LB		9 13%	21	68%	B Coyle	LB			24	77%
R Robinson	CB		9 13%	9	29%	K Pierre-Louis	LB			21	68%
D Johnson	CB		2 3%	28	90%	D McDonald	LB			19	61%
S Skov	LB			22	71%	N Thorpe	CB			19	61%
B Pinion	P			10	32%	K McCray	SS			19	61%
K Nelson	LS			10	32%	S Hauschka	K			15	48%
M Davis	RB			8	26%	D Elliott	CB			12	39%
P Dawson	K			7	23%	S Terrell	FS			10	32%
J Garnett	G			3	10%	J Ryan	P			9	29%

