

NEW ENGLAND PATRIOTS

GAME RELEASE

REGULAR SEASON WEEK 4

NEW ENGLAND PATRIOTS vs BUFFALO BILLS

MEDIA SCHEDULE

WEDNESDAY, SEPTEMBER 28

8:15 a.m. Media Check-In at Blue Gate and Media Workroom Opens
9:00-9:15 a.m. Bill Belichick Press Conference
11:45 a.m.-12:30 p.m. Player Availability (Open Locker Room)
Approx. 12:50 p.m. Media Availability at Practice
2:30 p.m. DT Kyle Williams Conference Call
2:45 p.m. Rex Ryan Conference Call

THURSDAY, SEPTEMBER 29

11:00 a.m. Media Check-In at Blue Gate and Media Workroom Opens
11:45 a.m.-12:30 p.m. Player Availability (Open Locker Room)
Approx. 12:50 p.m. Media Availability at Practice

FRIDAY, SEPTEMBER 30

8:30 a.m. Media Check-In at Blue Gate and Media Workroom Opens
9:15-9:30 a.m. Bill Belichick Press Conference
Approx. 12:10 p.m. Media Availability at Practice
Approx. 2:00 p.m. Player Availability (Open Locker Room)

SATURDAY, OCTOBER 1

No Media Availability

SUNDAY, OCTOBER 2

1:00 p.m. Patriots vs. Buffalo Bills

2016 PATRIOTS SCHEDULE

REGULAR SEASON (3-0)

Date	Location	Opponent	Time	Network
Sun., Sept. 11	at	Arizona	23-21	W
Sun., Sept. 18		Miami	31-24	W
Thu., Sept. 22		Houston	27-0	W
Sun., Oct. 2		Buffalo	1:00 p.m.	CBS
Sun., Oct. 9	at	Cleveland	1:00 p.m.	CBS*
Sun., Oct. 16		Cincinnati	1:00 p.m.	CBS*
Sun., Oct. 23	at	Pittsburgh	4:25 p.m.	CBS*
Sun., Oct. 30	at	Buffalo	1:00 p.m.	CBS*
Sun., Nov. 6		BYE WEEK		
Sun., Nov. 13		Seattle	8:30 p.m.	NBC*
Sun., Nov. 20	at	San Francisco	4:25 p.m.	CBS*
Sun., Nov. 27	at	N.Y. Jets	8:30 p.m.	NBC*
Sun., Dec. 4		Los Angeles	1:00 p.m.	FOX*
Mon., Dec. 12		Baltimore	8:30 p.m.	ESPN
Sun., Dec. 18	at	Denver	4:25 p.m.	CBS*
Sat., Dec 24		N.Y. Jets	1:00 p.m.	CBS
Sun., Jan. 1	at	Miami	1:00 p.m.	CBS*

*Game time and network subject to possible flexible scheduling adjustment

2016 AFC EAST STANDINGS

TEAM	W	L	T	PCT.	PF	PA
NEW ENGLAND	3	0	0	1.000	81	45
New York Jets	1	2	0	.333	62	78
Miami Dolphins	1	2	0	.333	64	67
Buffalo Bills	1	2	0	.333	71	68

GAME SUMMARY

NEW ENGLAND PATRIOTS (3-0) vs. BUFFALO BILLS (1-2)

Sunday, Oct 2, 2016 • Gillette Stadium (66,829) • 1:00 p.m. ET

The New England Patriots are off to a 3-0 start for the 10th time in team history and for the sixth time under Bill Belichick. The Patriots finished the month of September 3-0, marking their 22nd undefeated month since 2000 (not including January), the most in the NFL during that time frame. Indianapolis is second with 15 undefeated months.

The Patriots head into the new month with a 49-16 (.754) October record since 2000, the best record in the NFL. Additionally, they are 29-4 (.878) at home during the month of October.

The Patriots are 13-1 at Gillette Stadium against the Buffalo Bills. The Patriots swept the series last season for the 24th time with a 40-32 win at Buffalo on Sept 20, 2015, and a 20-13 win at Gillette Stadium on Nov. 23, 2015.

BROADCAST INFORMATION

TELEVISION: This week's game will be broadcast by CBS and can be seen locally on WBZ-TV Channel 4 in Boston. Ian Eagle will handle play-by-play duties with Dan Fouts as the color analyst. Evan Washburn will work the sidelines. The game will be produced by Mark Wolff and directed by Bob Fishman.

NATIONAL RADIO: This week's game will be broadcast to a national audience on Sports USA. Larry Kahn and Mark Carrier will call the game. Troy West will work the sideline.

LOCAL RADIO: 98.5 FM, The Sports Hub, is the flagship station for the Patriots Radio Network. Play-by-play broadcaster Bob Socci will call the action along with former Patriots quarterback Scott Zolak, who will provide color analysis. Produced by Marc Cappello.

OCTOBER FEST

The Patriots are an NFL-best 49-16 in the month of October since the 2000 season. The Patriots are 29-4 (.878) at home during that time in October and 20-12 on the road.

MOST WINS IN OCTOBER SINCE 2000

Team	W	L	T	Pct.
New England Patriots	49	16	0	.754
Pittsburgh Steelers	44	18	0	.710
New York Giants	42	20	0	.677
New Orleans Saints	40	24	0	.625
Indianapolis Colts	39	21	0	.650
Green Bay Packers	38	21	0	.644

WEEK 4 HIGHLIGHTS

PAGE 23: The New England Patriots own the best intra-division record of any team since 2001.

PAGE 24: Since 2000, the Patriots have gone undefeated for a month an NFL-high 22 times.

PAGE 25: Rob Gronkowski is inching closer to the franchise touchdown record

PAGE 30: Bill Belichick needs one more win to become the fourth head coach with 250 career victories.

MEDIA CONTACTS

PATRIOTS MEDIA RELATIONS OFFICE: 508-384-4203

Stacey James, Vice President of Media Relations, staceyj@patriots.com, 508-326-6868
 Aaron Salkin, Director of Media Relations, aarons@patriots.com, 508-326-6870
 Michael Jurovaty, Asst. Director of Media Relations, mjurovaty@patriots.com, 508-326-6187
 Cecily Faenza, Social Media Manager, cecilyf@patriots.com, 774-254-7917
 Mark Robbins, Media Relations Coordinator, markr@patriots.com, 508-431-7175

GILLETTE STADIUM • ONE PATRIOT PLACE • FOXBOROUGH, MA 02035

TEL: 508-384-9105 • FAX: 508-543-9053

PATRIOTS.COM • HTTP://MEDIA.PATRIOTS.COM





2016 OFFENSIVE STATISTICS

WON 3, LOST 0

09/11	W 23-21	at Arizona	64,864
09/18	W 31-24	Miami	66,829
09/22	W 27- 0	Houston	66,829
10/02		Buffalo	
10/09		at Cleveland	
10/16		Cincinnati	
10/23		at Pittsburgh	
10/30		at Buffalo	
11/13		Seattle	
11/20		at San Francisco	
11/27		at New York Jets	
12/04		Los Angeles	
12/12		Baltimore	
12/18		at Denver	
12/24		New York Jets	
01/01		at Miami	

TOTAL FIRST DOWNS	63	Opp.	63
Rushing	26		17
Passing	30		43
Penalty	7		3
3rd Down: Made/Att	21/44		17/37
3rd Down Pct.	47.7		45.9
4th Down: Made/Att	0/0		0/4
4th Down Pct.	0.0		0.0
POSSESSION AVG.	33:08		26:52
TOTAL NET YARDS	1108		1085
Avg. Per Game	369.3		361.7
Total Plays	200		190
Avg. Per Play	5.5		5.7
NET YARDS RUSHING	452		271
Avg. Per Game	150.7		90.3
Total Rushes	108		62
NET YARDS PASSING	656		814
Avg. Per Game	218.7		271.3
Sacked/Yards Lost	5/35		5/40
Gross Yards	691		854
Att./Completions	87/59		123/80
Completion Pct.	67.8		65.0
Had Intercepted	0		3
PUNTS/AVERAGE	13/42.3		15/44.9
NET PUNTING AVG.	13/41.7		15/37.9
PENALTIES/YARDS	18/149		17/150
FUMBLES/BALL LOST	7/3		6/4
TOUCHDOWNS	9		6
Rushing	5		2
Passing	4		4
Returns	0		0

* SCORE BY PERIODS	Q1	Q2	Q3	Q4	OT	PTS
TEAM	34	10	24	13	0	81
OPPONENTS	0	10	14	21	0	45

* SCORING	TD	Ru	Pa	Rt	K-PAT	FG	S	PTS
Gostkowski	0	0	0	0	9/ 9	6/ 7	0	27
Blount	4	4	0	0			0	24
Amendola	2	0	2	0			0	12
Bennett	1	0	1	0			0	6
Brissett	1	1	0	0			0	6
Hogan	1	0	1	0			0	6
TEAM	9	5	4	0	9/ 9	6/ 7	0	81
OPPONENTS	6	2	4	0	6/ 6	1/ 2	0	45

2-Pt Conv: TM 0-0, OPP 0-0
 SACKS: Sheard 2, Collins 1, Long 1, Valentine 1, TM 5, OPP 5
 FUM/LOST: Blount 2/1, Garoppolo 2/1, Amendola 1/1, Brissett 1/0, C. Jones 1/0

* PASSING	Att	Cmp	Yds	Cmp%	Yds/Att	TD	TD%	Int	Int%	Long	Sack/Lost	Rating
Garoppolo	59	42	496	71.2	8.41	4	6.8	0	0.0	37t	2/ 7	119.0
Brissett	28	17	195	60.7	6.96	0	0.0	0	0.0	37	3/ 28	81.7
TEAM	87	59	691	67.8	7.94	4	4.6	0	0.0	37t	5/ 35	107.0
OPPONENTS	123	80	854	65.0	6.94	4	3.3	3	2.4	39	5/ 40	85.9

* RUSHING	No.	Yds	Avg	Long	TD
Blount	75	298	4.0	41t	4
Brissett	12	60	5.0	27t	1
J. White	8	35	4.4	16	0
Edelman	6	30	5.0	9	0
Garoppolo	4	12	3.0	10	0
Foster	1	7	7.0	7	0
Bennett	1	6	6.0	6	0
Bolden	1	4	4.0	4	0
TEAM	108	452	4.2	41t	5
OPPONENTS	62	271	4.4	45	2

* RECEIVING	No.	Yds	Avg	Long	TD
Edelman	18	180	10.0	23	0
Bennett	10	138	13.8	37	1
Amendola	9	119	13.2	32	2
Hogan	8	122	15.3	37t	1
J. White	8	52	6.5	21	0
Mitchell	4	75	18.8	28	0
Garoppolo	1	3	3.0	3	0
Foster	1	2	2.0	2	0
TEAM	59	691	11.7	37t	4
OPPONENTS	80	854	10.7	39	4

* INTERCEPTIONS	No.	Yds	Avg	Long	TD
Collins	2	31	15.5	18	0
Harmon	1	0	0.0	0	0
TEAM	3	31	10.3	18	0
OPPONENTS	0	0	---	---	0

* PUNTING	No.	Yds	Avg	Net	TB	In	Lg	B
Allen	13	550	42.3	41.7	0	8	57	0
TEAM	13	550	42.3	41.7	0	8	57	0
OPPONENTS	15	673	44.9	37.9	1	6	57	0

* PUNT RETURNS	Ret	FC	Yds	Avg	Long	TD
Amendola	5	3	51	10.2	19	0
C. Jones	3	1	33	11.0	13	0
TEAM	8	4	84	10.5	19	0
OPPONENTS	1	7	8	8.0	8	0

* KICKOFF RETURNS	No.	Yds	Avg	Long	TD
C. Jones	2	50	25.0	26	0
Slater	1	18	18.0	18	0
TEAM	3	68	22.7	26	0
OPPONENTS	8	127	15.9	21	0

* FIELD GOALS	1-19	20-29	30-39	40-49	50+
Gostkowski	0/ 0	2/ 2	2/ 3	1/ 1	1/1
TEAM	0/ 0	2/ 2	2/ 3	1/ 1	1/1
OPPONENTS	0/ 0	1/ 1	0/ 0	0/ 1	0/0

Gostkowski: (47G,53G,32G) (34G,39N) (24G,25G)
 OPP: (47N) (27G) ()



2016 DEFENSIVE STATISTICS

Tackle Statistics based on Play-by-Play

PLAYER Name	TACKLES			SACKS			INTERCEPTIONS				FUMBLES				SP. TEAMS					
	TT	UT	A	S	Yds	QH	Int	Yds	TD	PD	FF	FR	Yds	TD	TT	UT	A	FF	FR	
Jamie Collins	23	15	8	1.0	8.0	1	2	31	0	3	0	0	0	0	0	0	0	0	0	0
Logan Ryan	17	14	3	0.0	0.0	0	0	0	0	2	1	0	0	0	0	0	0	0	0	0
Patrick Chung	15	11	4	0.0	0.0	0	0	0	0	0	0	0	0	0	1	1	0	0	0	0
Devin McCourty	14	12	2	0.0	0.0	0	0	0	0	1	0	0	0	0	1	1	0	0	0	0
Malcom Brown	13	9	4	0.0	0.0	0	0	0	0	1	0	0	0	0	0	0	0	0	0	0
Jonathan Freeny	10	6	4	0.0	0.0	0	0	0	0	0	1	0	0	0	0	0	0	0	0	0
Jabaal Sheard	8	8	0	2.0	21.0	1	0	0	0	2	0	0	0	0	0	0	0	0	0	0
Alan Branch	8	4	4	0.0	0.0	0	0	0	0	0	0	0	0	0	0	0	0	0	0	0
Malcolm Butler	8	5	3	0.0	0.0	0	0	0	0	3	0	0	0	0	0	0	0	0	0	0
Chris Long	7	5	2	1.0	8.0	3	0	0	0	2	0	1	0	0	0	0	0	0	0	0
Vincent Valentine	7	4	3	1.0	3.0	1	0	0	0	0	0	0	0	0	0	0	0	0	0	0
Shea McClellin	7	4	3	0.0	0.0	0	0	0	0	0	0	0	0	0	0	0	0	0	0	0
Trey Flowers	6	3	3	0.0	0.0	2	0	0	0	1	0	1	0	0	0	0	0	0	0	0
Anthony Johnson	5	3	2	0.0	0.0	1	0	0	0	0	0	0	0	0	0	0	0	0	0	0
Duron Harmon	3	3	0	0.0	0.0	0	1	0	0	1	0	0	0	0	0	0	0	0	0	1
Justin Coleman	2	2	0	0.0	0.0	0	0	0	0	2	0	0	0	0	0	0	0	0	0	0
Cyrus Jones	2	1	1	0.0	0.0	0	0	0	0	0	0	0	0	0	0	0	0	0	0	0
Dont'a Hightower	1	1	0	0.0	0.0	1	0	0	0	0	0	0	0	0	0	0	0	0	0	0
Barkevious Mingo	1	1	0	0.0	0.0	0	0	0	0	0	0	0	0	0	0	0	0	0	0	0
Elandon Roberts	1	0	1	0.0	0.0	0	0	0	0	0	0	0	0	0	0	0	0	0	0	0
Matthew Slater	0	0	0	0.0	0.0	0	0	0	0	0	0	0	0	0	1	1	0	0	0	0
Jonathan Jones	0	0	0	0.0	0.0	0	0	0	0	0	0	0	0	0	1	1	0	0	0	0
Jordan Richards	0	0	0	0.0	0.0	0	0	0	0	0	0	0	0	0	0	0	0	0	0	1
Brandon Bolden	0	0	0	0.0	0.0	0	0	0	0	0	0	0	0	0	2	2	0	1	0	0
Nate Ebner	0	0	0	0.0	0.0	0	0	0	0	0	0	0	0	0	2	2	0	1	0	0
Totals	158	111	47	5.0	40.0	10	3	31	0	18	2	2	0	0	8	8	0	2	2	2

FUMBLES - LOST (7-3)				
	Own			
	No.	Lost	Rec	O.B.
Danny Amendola	1	1	0	0
LeGarrette Blount	2	1	0	1
Brandon Bolden	0	0	1	0
Jacoby Brissett	1	0	0	0
Jimmy Garoppolo	2	1	0	0
Cyrus Jones	1	0	0	0
Barkevious Mingo	0	0	1	0
James White	0	0	1	0
Totals	7	3	3	1

MISC. OFFENSIVE STATS				
	Tkl	Ast	FF	FR
Danny Amendola	1	0	0	0
Joe Thuney	1	0	0	0
Totals	2	0	0	0

KEY	
TT-Total Tackles	Int/Yds-Interceptions/Yards Returned
UT-Unassisted Tackles	PD-Passes Defensed
A-Assisted Tackles	FF-Forced Fumbles

BLOCKED KICKS			
	XP	FG	P
Totals	0	0	0



NEW ENGLAND PATRIOTS 2016 STATS PACK

PATRIOTS PARTICIPATION

Player	Regular Season				PIT	MIA	HOU	BUF	CLE	CIN	PIT	BUF	SEA	SF	NYJ	LA	BAL	DEN	NYJ	MIA
	GP	GS	DNP	INA																
Allen, Ryan	3	0	0	0	sub	sub	sub													
Amendola, Danny	3	0	0	0	sub	sub	sub													
Andrews, David	3	3	0	0	C	C	C													
Bennett, Martellus	3	3	0	0	TE	TE	TE													
Blount, LeGarrette	3	3	0	0	RB	RB	RB													
Bolden, Brandon	3	0	0	0	sub	sub	sub													
Brady, Tom	0	0	0	0																
Branch, Alan	3	3	0	0	DT	DT	DT													
Brissett, Jacoby	2	1	1	0	dnp	sub	QB													
Brown, Malcom	3	3	0	0	DT	DT	DT													
Butler, Malcolm	3	3	0	0	LCB	LCB	LCB													
Cannon, Marcus	3	3	0	0	RT	RT	RT													
Cardona, Joe	3	0	0	0	sub	sub	sub													
Chung, Patrick	3	3	0	0	S	S	S													
Coleman, Justin	3	1	0	0	sub	DB	sub													
Collins, Jamie	3	3	0	0	LB	LB	LB													
Cooper, Jonathan	0	0	0	3	X	X	X													
Derby, AJ	1	0	0	2	sub	X	X													
Develin, James	3	0	0	0	sub	sub	sub													
Ebner, Nate	3	0	0	0	sub	sub	sub													
Edelman, Julian	3	3	0	0	WR	WR	WR													
Fleming, Cameron	3	3	0	0	RT	TE	TE													
Flowers, Trey	3	0	0	0	sub	sub	sub													
Foster, D.J.	1	0	0	2	X	sub	X													
Freemy, Jonathan	3	3	0	0	LB	LB	LB													
Garoppolo, Jimmy	2	2	0	1	QB	QB	X													
Gostkowski, Stephen	3	0	0	0	sub	sub	sub													
Gronkowski, Rob	1	0	0	2	X	X	sub													
Harbor, Clay	2	0	0	1	X	sub	sub													
Harmon, Duron	3	1	0	0	sub	sub	DB													
Hightower, Dont'a	1	1	0	2	LB	X	X													
Hogan, Chris	3	3	0	0	WR	WR	WR													
Johnson, Anthony	2	0	0	1	sub	X	sub													
Jones, Cyrus	3	0	0	0	sub	sub	sub													
Jones, Jonathan	3	0	0	0	sub	sub	sub													
Karras, Ted	3	1	0	0	RG	sub	sub													
King, Brandon	3	0	0	0	sub	sub	sub													
Long, Chris	3	3	0	0	LE	LE	LE													
Mason, Shaq	3	2	0	0	sub	RG	RG													
McClellin, Shea	3	0	0	0	sub	sub	sub													
McCourty, Devin	3	3	0	0	S	S	S													
Mingo, Barkevious	3	0	0	0	sub	sub	sub													
Mitchell, Malcolm	3	1	0	0	WR	sub	sub													
Ninkovich, Rob	0	0	0	0																
Richards, Jordan	3	0	0	0	sub	sub	sub													
Roberts, Elandon	2	0	0	1	X	sub	sub													
Rowe, Eric	0	0	0	3	X	X	X													
Ryan, Logan	3	3	0	0	RCB	RCB	RCB													
Sheard, Jabaal	3	3	0	0	RE	RE	RE													
Slater, Matthew	3	0	0	0	sub	sub	sub													
Solder, Nate	2	2	0	1	X	LT	LT													
Thuney, Joe	3	3	0	0	LG	LG	LG													
Valentine, Vincent	3	0	0	0	sub	sub	sub													
Waddle, LaAdrian	1	0	0	2	sub	X	X													
White, James	3	0	0	0	sub	sub	sub													
Totals	137	66	1	21																

X - inactive / CAPS - starters / sub - played / dnp - did not play / PS - Practice Squad

KEY:

Not on active roster



NEW ENGLAND PATRIOTS 2016 STATS PACK

GAME-BY-GAME STARTERS

2016 OFFENSIVE STARTERS BY GAME												
Date	Opponent	WR	LT	LG	C	RG	RT	TE	WR	QB	RB	TE
09/11 at	Arizona	C. Hogan	C. Fleming	J. Thuney	D. Andrews	T. Karras	M. Cannon	M. Benett	J. Edelman	J. Garoppolo	L. Blount	M. Mitchell (WR)
09/18	Miami	C. Hogan	N. Solder	J. Thuney	D. Andrews	S. Mason	M. Cannon	M. Benett	J. Edelman	J. Garoppolo	L. Blount	C. Fleming
09/22	Houston	C. Hogan	N. Solder	J. Thuney	D. Andrews	S. Mason	M. Cannon	M. Benett	J. Edelman	J. Brissett	L. Blount	C. Fleming
10/02	Buffalo											
10/09 at	Cleveland											
10/16	Cincinnati											
10/23 at	Pittsburgh											
10/30 at	Buffalo											
11/13	Seattle											
11/20 at	San Francisco											
11/27 at	N.Y. Jets											
12/04	Los Angeles											
12/12	Baltimore											
12/18 at	Denver											
12/24	N.Y. Jets											
01/01 at	Miami											
2016 DEFENSIVE STARTERS BY GAME												
Date	Opponent	LE	DT	DT	RE	LB	LB	LB	LCB	RCB	S	S
09/11 at	Arizona	C. Long	A. Branch	M. Brown	J. Sheard	J. Collins	D. Hightower	J. Freeny	M. Butler	L. Ryan	P. Chung	D. McCourty
09/18	Miami	C. Long	A. Branch	M. Brown	J. Sheard	J. Collins	J. Freeny	J. Coleman (DB)	M. Butler	L. Ryan	P. Chung	D. McCourty
09/22	Houston	C. Long	A. Branch	M. Brown	J. Sheard	J. Collins	J. Freeny	D. Harmon (DB)	M. Butler	L. Ryan	P. Chung	D. McCourty
10/02	Buffalo											
10/09 at	Cleveland											
10/16	Cincinnati											
10/23 at	Pittsburgh											
10/30 at	Buffalo											
11/13	Seattle											
11/20 at	San Francisco											
11/27 at	N.Y. Jets											
12/04	Los Angeles											
12/12	Baltimore											
12/18 at	Denver											
12/24	N.Y. Jets											
01/01 at	Miami											



2016 NEW ENGLAND PATRIOTS ROSTER

AS OF SEPTEMBER 27, 2016

ALPHABETICAL ROSTER

#	NAME	POS	HT	WT	BORN	YR	COLLEGE	H.S. HOMETOWN
6	Allen, Ryan	P	6-2	220	2/28/1990	4	Louisiana Tech	Salem, Ore.
80	Amendola, Danny	WR	5-11	190	11/2/1985	8	Texas Tech	The Woodlands, Texas
60	Andrews, David	C	6-3	295	7/10/1992	2	Georgia	Johns Creek, Ga.
88	Bennett, Martellus	TE	6-6	275	3/10/1987	9	Texas A&M	Taylor, Texas
29	Blount, LeGarrette	RB	6-0	250	12/5/1986	7	Oregon	Perry, Fla.
38	Bolden, Brandon	RB	5-11	220	1/26/1990	5	Mississippi	Baton Rouge, La.
12	Brady, Tom	QB	6-4	225	8/3/1977	17	Michigan	San Mateo, Calif.
97	Branch, Alan	DL	6-6	350	12/29/1984	10	Michigan	Rio Ranch, N.M.
7	Brissett, Jacoby	QB	6-4	235	12/11/1993	R	North Carolina State	West Palm Beach, Fla.
90	Brown, Malcom	DL	6-2	320	2/2/1994	2	Texas	Brenham, Texas
21	Butler, Malcom	CB	5-11	190	3/2/1990	3	West Alabama	Vicksburg, Miss.
61	Cannon, Marcus	OL	6-5	335	5/6/1988	6	Texas Christian	Odessa, Texas
49	Cardona, Joe	LS	6-3	245	4/16/1992	2	Navy	El Cajon, Calif.
23	Chung, Patrick	S	5-11	215	8/19/1987	8	Oregon	Rancho Cucamonga, Calif.
22	Coleman, Justin	DB	5-11	190	3/27/1993	2	Tennessee	Brunswick, Ga.
91	Collins, Jamie	LB	6-3	250	10/20/1989	4	Southern Mississippi	McCall Creek, Miss.
65	Cooper, Jonathan	G	6-2	310	1/19/1990	4	North Carolina	Wilmington, N.C.
86	Derby, AJ	TE	6-5	255	9/20/1991	2	Arkansas	Iowa City, Iowa
46	Develin, James	FB	6-3	255	7/23/1988	4	Brown	Gilbertsville, Pa.
43	Ebner, Nate	DB	6-0	220	12/14/1988	5	Ohio State	Dublin, Ohio
11	Edelman, Julian	WR	5-10	200	5/22/1986	8	Kent State	Redwood City, Calif.
71	Fleming, Cameron	OL	6-6	320	9/3/1992	3	Stanford	Houston, Texas
98	Flowers, Trey	DL	6-2	265	8/16/1993	2	Arkansas	Huntsville, Al.
27	Foster, D.J.	RB	6-0	195	11/22/1993	R	Arizona State	Scottsdale, Ariz.
55	Freeny, Jonathan	LB	6-2	255	6/15/1989	5	Rutgers	Cocoon Creek, Fla.
10	Garoppolo, Jimmy	QB	6-2	225	11/2/1991	3	Eastern Illinois	Arlington, Ill.
3	Gostkowski, Stephen	K	6-1	215	1/28/1984	11	Memphis	Madison, Miss.
87	Gronkowski, Rob	TE	6-6	265	5/14/1989	7	Arizona	Pittsburgh, Pa.
81	Harbor, Clay	TE	6-3	240	7/2/1987	7	Missouri State	Dwight, Ill.
30	Harmon, Duron	DB	6-1	205	1/24/1991	4	Rutgers	Magnolia, Del.
54	Hightower, Dont'a	LB	6-3	265	3/12/1990	5	Alabama	Lewisburg, Tenn.
15	Hogan, Chris	WR	6-1	210	10/24/1988	4	Monmouth	Ramapo, N.J.
24	Jones, Cyrus	CB	5-10	200	11/29/1993	R	Alabama	Baltimore, Md.
31	Jones, Jonathan	DB	5-10	190	9/20/1993	R	Auburn	Carrollton, Ga.
75	Karras, Ted	G	6-4	305	3/15/1993	R	Illinois	Indianapolis, Ind.
36	King, Brandon	DB	6-2	220	6/8/1993	2	Auburn	Alabaster, Ala.
95	Long, Chris	DE	6-3	270	3/28/1985	9	Virginia	Charlottesville, Va.
69	Mason, Shaq	OL	6-1	310	8/28/1993	2	Georgia Tech	Columbia, Tenn.
58	McClellin, Shea	LB	6-3	250	8/1/1989	5	Boise State	Marsing, Idaho
32	McCourty, Devin	DB	5-10	195	8/13/1987	7	Rutgers	Montvale, N.J.
51	Mingo, Barkevious	LB	6-4	240	10/4/1990	4	LSU	West Monroe, La.
19	Mitchell, Malcolm	WR	6-1	200	7/20/1993	R	Georgia	Valdosta, Ga.
50	Ninkovich, Rob	DE	6-2	260	2/1/1984	11	Purdue	Blue Island, Ill.
37	Richards, Jordan	DB	5-11	210	1/21/1993	2	Stanford	Folsom, Calif.
52	Roberts, Elandon	LB	6-0	235	4/22/1994	R	Houston	Port Arthur, Texas
25	Rowe, Eric	DB	6-1	205	10/3/1992	2	Utah	Klein, Texas
26	Ryan, Logan	CB	5-11	195	2/9/1991	4	Rutgers	Voorhees, N.J.
93	Sheard, Jabaal	DL	6-3	265	5/10/1989	6	Pittsburgh	Hollywood, Fla.
18	Slater, Matthew	WR	6-0	205	9/9/1985	9	UCLA	Anaheim, Calif.
77	Solder, Nate	T	6-8	325	4/12/1988	6	Colorado	Buena Vista, Colo.
62	Thuney, Joe	OL	6-5	305	11/18/1992	R	North Carolina State	Centerville, Ohio
99	Valentine, Vincent	DT	6-3	320	2/23/1994	R	Nebraska	Edwardsville, Ill.
68	Waddle, LaAdrian	OL	6-6	315	7/21/1991	4	Texas Tech	Columbus, Texas
28	White, James	RB	5-10	205	2/3/1992	3	Wisconsin	Ft. Lauderdale, Fla.

NUMERICAL ROSTER

#	NAME	POS
3	Stephen Gostkowski	K
6	Ryan Allen	P
7	Jacoby Brissett	QB
10	Jimmy Garoppolo	QB
11	Julian Edelman	WR
12	Tom Brady	QB
15	Chris Hogan	WR
18	Matthew Slater	WR
19	Malcolm Mitchell	WR
21	Malcolm Butler	CB
22	Justin Coleman	DB
23	Patrick Chung	S
24	Cyrus Jones	CB
25	Eric Rowe	DB
26	Logan Ryan	CB
27	D.J. Foster	RB
28	James White	RB
29	LeGarrette Blount	RB
30	Duron Harmon	DB
31	Jonathan Jones	DB
32	Devin McCourty	DB
36	Brandon King	DB
37	Jordan Richards	DB
38	Brandon Bolden	RB
43	Nate Ebner	DB
46	James Develin	FB
49	Joe Cardona	LS
50	Rob Ninkovich	DE
51	Barkevious Mingo	LB
52	Elandon Roberts	LB
54	Dont'a Hightower	LB
55	Jonathan Freeny	LB
58	Shea McClellin	LB
60	David Andrews	C
61	Marcus Cannon	OL
62	Joe Thuney	OL
65	Jonathan Cooper	G
68	LaAdrian Waddle	OL
69	Shaq Mason	OL
71	Cameron Fleming	OL
75	Ted Karras	G
77	Nate Solder	T
80	Danny Amendola	WR
81	Clay Harbor	TE
86	AJ Derby	TE
87	Rob Gronkowski	TE
88	Martellus Bennett	TE
90	Malcom Brown	DL
91	Jamie Collins	LB
93	Jabaal Sheard	DL
95	Chris Long	DE
97	Alan Branch	DL
98	Trey Flowers	DL
99	Vincent Valentine	DT

PRACTICE SQUAD

#	NAME	POS	HT	WT	BORN	YR	COLLEGE	H.S. HOMETOWN
64	Barker, Chris	OL	6-2	275	8/3/1990	2	Nevada	Etiwanda, Calif.
44	Gause, Quentin	LB	6-0	243	10/30/1992	R	Rutgers	Rochester, N.Y.
92	Grissom, Geneo	DL	6-4	265	6/4/1992	2	Oklahoma	Hutchinson, Kan.
74	Hamilton, Woodrow	DL	6-3	315	12/20/1992	R	Mississippi	Raleigh, Miss.
16	Lucien, Devin	WR	6-2	200	6/26/1993	R	Arizona State	Encino, Calif.
34	Sankey, Bishop	RB	5-10	209	9/15/1992	3	Washington	Spokane, Wash.
66	Silberman, Ian	OL	6-5	306	10/10/1992	2	Boston College	Orange Park, Fla.
42	Sunseri, Vinnie	DB	6-0	210	9/27/1993	3	Alabama	Tuscaloosa, Ala.
84	White, DeAndrew	WR	6-0	192	10/16/1991	2	Alabama	Houston, Texas

PRACTICE SQUAD

#	NAME	POS
16	Devin Lucien	WR
34	Bishop Sankey	RB
42	Vinnie Sunseri	DB
44	Quensntin Gause	LB
64	Chris Barker	OL
66	Ian Silberman	OL
74	Woodrow Hamilton	DL
84	DeAndrew White	WR
92	Geneo Grissom	DL

RESERVE/P.U.P

#	NAME	POS	HT	WT	BORN	YR	COLLEGE	H.S. HOMETOWN
63	Jackson, Tre'	G	6-4	320	12/14/1992	2	Florida State	Jesup, Ga.
33	Lewis, Dion	RB	5-8	195	9/27/1990	5	Pittsburgh	Blairstown, N.J.
76	Vollmer, Sebastian	T	6-8	320	7/10/1984	8	Houston	Kaarst, Germany

RESERVE/P.U.P.

#	NAME	POS
33	Dion Lewis	RB
63	Tre' Jackson	G
76	Sebastian Vollmer	T

HEAD COACH: BILL BELICHICK

ASSISTANTS: Steve Belichick, Safeties; Josh Boyer, Cornerbacks; Moses Cabrera, Head Strength and Conditioning; Brian Daboll, Tight Ends; Brendan Daly, Defensive Line; Ivan Fears, Running Backs; Brian Flores, Linebackers; James Hardy, Assistant Strength and Conditioning; Joe Judge, Special Teams; Josh McDaniels, Offensive Coordinator/Quarterbacks; Chad O'Shea, Wide Receivers; Matt Patricia, Defensive Coordinator; Dante Scarnecchia, Offensive Line; Jerry Schuplinski, Assistant Quarterbacks; Ray Ventrone, Asst. Special Teams.



2016 NUMERICAL ROSTER

September 27, 2016

#	NAME	POS	HT	WT	AGE	YR	COLLEGE	HOW ACQ.
3	Stephen Gostkowski	K	6-1	215	32	11	Memphis	D4b-06
6	Ryan Allen	P	6-2	220	26	4	Louisiana Tech	FA-13
7	Jacoby Brissett	QB	6-4	235	22	R	North Carolina State	D3B-16
10	Jimmy Garoppolo	QB	6-2	225	24	3	Eastern Illinois	D2-14
11	Julian Edelman	WR	5-10	200	30	8	Kent State	D7a-09
12	Tom Brady	QB	6-4	225	39	17	Michigan	D6b-00
15	Chris Hogan	WR	6-1	210	27	4	Monmouth	RFA (BUF)-16
18	Matthew Slater	WR	6-0	205	31	9	UCLA	D5-08
19	Malcolm Mitchell	WR	6-1	200	23	R	Georgia	D4-16
21	Malcolm Butler	CB	5-11	190	26	3	West Alabama	FA-14
22	Justin Coleman	DB	5-11	190	23	2	Tennessee	FA-15
23	Patrick Chung	S	5-11	215	29	8	Oregon	FA-13
24	Cyrus Jones	CB	5-10	200	22	R	Alabama	D2-16
25	Eric Rowe	DB	6-1	205	23	2	Utah	TR (PHI)-16
26	Logan Ryan	CB	5-11	195	25	4	Rutgers	D3a-13
27	D.J. Foster	RB	6-0	195	22	R	Arizona State	FA-16
28	James White	RB	5-10	205	24	3	Wisconsin	D4b-14
29	LeGarrette Blount	RB	6-0	250	29	7	Oregon	FA-14
30	Duron Harmon	DB	6-1	205	25	4	Rutgers	D3b-13
31	Jonathan Jones	DB	5-10	190	23	R	Auburn	FA-16
32	Devin McCourty	DB	5-10	195	29	7	Rutgers	D1-10
36	Brandon King	DB	6-2	220	23	2	Auburn	FA-15
37	Jordan Richards	DB	5-11	210	23	2	Stanford	D2-15
38	Brandon Bolden	RB	5-11	220	26	5	Mississippi	FA-12
43	Nate Ebner	DB	6-0	220	27	5	Ohio State	D6-12
46	James Develin	FB	6-3	255	28	4	Brown	FA-12
49	Joe Cardona	LS	6-3	245	24	2	Navy	D5-15
50	Rob Ninkovich	DE	6-2	260	32	11	Purdue	FA-09
51	Barkevious Mingo	LB	6-4	240	25	4	Louisiana State	TR (CLE)-16
52	Elandon Roberts	LB	6-0	235	22	R	Houston	D6b-16
54	Dont'a Hightower	LB	6-3	265	26	5	Alabama	D1b-12
55	Jonathan Freeny	LB	6-2	255	27	5	Rutgers	FA-15
58	Shea McClellin	LB	6-3	250	27	5	Boise State	UFA (CHI)-16
60	David Andrews	C	6-3	295	24	2	Georgia	FA-15
61	Marcus Cannon	OL	6-5	335	28	6	Texas Christian	D5a-11
62	Joe Thuney	OL	6-5	305	23	R	North Carolina State	D3a-16
65	Jonathan Cooper	G	6-2	310	26	4	North Carolina	TR (ARI)-16
68	LaAdrian Waddle	OL	6-6	315	25	4	Texas Tech	CW (DET)-15
69	Shaq Mason	OL	6-1	310	23	2	Georgia Tech	D4c-15
71	Cameron Fleming	OL	6-6	320	24	3	Stanford	D4c-14
75	Ted Karras	G	6-4	305	23	R	Illinois	D6c-16
77	Nate Solder	T	6-8	325	28	6	Colorado	D1-11
80	Danny Amendola	WR	5-11	190	30	8	Texas Tech	UFA (STL)-13
81	Clay Harbor	TE	6-3	240	29	7	Missouri State	UFA (JAC)-16
86	AJ Derby	TE	6-5	255	25	2	Arkansas	D6b-15
87	Rob Gronkowski	TE	6-6	265	27	7	Arizona	D2a-10
88	Martellus Bennett	TE	6-6	275	29	9	Texas A&M	TR (CHI)-16
90	Malcom Brown	DL	6-2	320	22	2	Texas	D1-15
91	Jamie Collins	LB	6-3	250	26	4	Southern Mississippi	D2a-13
93	Jabaal Sheard	DL	6-3	265	27	6	Pittsburgh	UFA (CLE)-15
95	Chris Long	DE	6-3	270	31	9	Virginia	FA-16
97	Alan Branch	DL	6-6	350	31	10	Michigan	FA-14
98	Trey Flowers	DL	6-2	265	23	2	Arkansas	D4a-15
99	Vincent Valentine	DT	6-3	320	22	R	Nebraska	D3c-16

PRACTICE SQUAD

#	NAME	POS	HT	WT	AGE	YR	COLLEGE	HOW ACQ.
16	Devin Lucien	WR	6-2	200	23	R	Arizona State	D7-16
34	Bishop Sankey	RB	5-10	209	24	3	Washington	FA-16
42	Vinnie Sunseri	DB	6-0	210	22	3	Alabama	FA-16
44	Quentin Gause	LB	6-0	243	23	R	Rutgers	FA-16
64	Chris Barker	OL	6-2	275	26	2	Nevada	FA-16
66	Ian Silberman	OL	6-5	306	23	2	Boston College	FA-16
74	Woodrow Hamilton	DL	6-3	315	23	R	Mississippi	FA-16
84	DeAndrew White	WR	6-0	192	24	2	Alabama	FA-16
92	Geneo Grissom	DL	6-4	265	24	2	Oklahoma	D3-15

RESERVE/P.U.P.

#	NAME	POS	HT	WT	AGE	YR	COLLEGE	HOW ACQ.
33	Dion Lewis	RB	5-8	195	25	5	Pittsburgh	FA-15
63	Tre' Jackson	G	6-4	320	23	2	Florida State	D4b-15
76	Sebastian Vollmer	T	6-8	320	32	8	Houston	D2d-09



2016 POSITIONAL ROSTER

September 27, 2016

DEFENSE (25)								
#	NAME	POS	HT	WT	BORN	YR	COLLEGE	H.S. HOMETOWN
DEFENSIVE LINE (7)								
97	Branch, Alan	DL	6-6	350	12/29/1984	10	Michigan	Rio Rancho, N.M.
90	Brown, Malcom	DL	6-2	320	2/2/1994	2	Texas	Brenham, Texas
98	Flowers, Trey	DL	6-2	265	8/16/1993	2	Arkansas	Huntsville, Ala.
95	Long, Chris	DE	6-3	275	3/28/1985	9	Virginia	Charlottesville, Va.
50	Ninkovich, Rob	DE	6-2	260	2/1/1984	11	Purdue	Blue Island, Ill.
93	Sheard, Jabaal	DL	6-3	265	5/10/1989	6	Pittsburgh	Hollywood, Fla.
99	Valentine, Vincent	DT	6-3	320	2/23/1994	R	Nebraska	Edwardsville, Ill.
LINEBACKER (6)								
91	Collins, Jamie	LB	6-3	250	10/20/1989	4	Southern Mississippi	McCall Creek, Miss.
55	Freeny, Jonathan	LB	6-2	255	6/15/1989	5	Rutgers	Coconut Creek, Fla.
54	Hightower, Dont'a	LB	6-3	265	3/12/1990	5	Alabama	Lewisburg, Tenn.
58	McClellin, Shea	LB	6-3	250	8/1/1989	5	Boise State	Marsing, Idaho
51	Mingo, Barkevious	LB	6-4	240	10/4/1990	4	Louisiana State	West Monroe, La.
52	Roberts, Elandon	LB	6-0	235	4/22/1994	R	Houston	Port Arthur, Texas
DEFENSIVE BACK (12)								
21	Butler, Malcolm	CB	5-11	190	3/2/1990	3	West Alabama	Vicksburg, Miss.
23	Chung, Patrick	S	5-11	215	8/19/1987	8	Oregon	Rancho Cucamonga, Calif.
22	Coleman, Justin	DB	5-11	190	3/27/1993	2	Tennessee	Brunswick, Ga.
43	Ebner, Nate	DB	6-0	220	12/14/1988	5	Ohio State	Dublin, Ohio
30	Harmon, Duron	DB	6-1	205	1/24/1991	4	Rutgers	Magnolia, Del.
24	Jones, Cyrus	CB	5-10	200	11/29/1993	R	Alabama	Baltimore, Md.
31	Jones, Jonathan	DB	5-10	190	9/20/1993	R	Auburn	Carrollton, Ga.
36	King, Brandon	DB	6-2	220	6/8/1993	2	Auburn	Alabaster, Ala.
32	McCourty, Devin	DB	5-10	195	8/13/1987	7	Rutgers	Montvale, N.J.
37	Richards, Jordan	DB	5-11	210	1/21/1993	2	Stanford	Folsom, Calif.
25	Rowe, Eric	DB	6-1	205	10/3/1992	2	Utah	Klein, Texas
26	Ryan, Logan	CB	5-11	195	2/9/1991	4	Rutgers	Voorhees, N.J.
OFFENSE (26)								
#	NAME	POS	HT	WT	BORN	YR	COLLEGE	H.S. HOMETOWN
OFFENSIVE LINE (9)								
60	Andrews, David	C	6-3	295	7/10/1992	2	Georgia	Johns Creek, Ga.
61	Cannon, Marcus	OL	6-5	335	5/6/1988	6	Texas Christian	Odessa, Texas
65	Cooper, Jonathan	G	6-2	310	1/19/1990	4	North Carolina	Wilmington, N.C.
71	Fleming, Cameron	OL	6-6	320	9/3/1992	3	Stanford	Houston, Texas
75	Karras, Ted	G	6-4	305	3/15/1993	R	Illinois	Indianapolis, Ind.
69	Mason, Shaq	OL	6-1	310	8/28/1993	2	Georgia Tech	Columbia, Tenn.
77	Solder, Nate	T	6-8	325	4/12/1988	6	Colorado	Buena Vista, Co.
62	Thuney, Joe	OL	6-5	305	11/18/1992	R	North Carolina State	Centerville, Ohio
68	Waddle, LaAdrian	OL	6-6	315	7/21/1991	4	Texas Tech	Columbus, Texas
QUARTERBACK (3)								
7	Brissett, Jacoby	QB	6-4	235	12/11/1993	R	North Carolina State	West Palm Beach, Fla.
12	Brady, Tom	QB	6-4	225	8/3/1977	17	Michigan	San Mateo, Calif.
10	Garoppolo, Jimmy	QB	6-2	225	11/2/1991	3	Eastern Illinois	Arlington Heights, Ill.
WIDE RECEIVER (5)								
80	Amendola, Danny	WR	5-11	190	11/2/1985	8	Texas Tech	The Woodlands, Texas
11	Edelman, Julian	WR	5-10	200	5/22/1986	8	Kent State	Redwood City, Calif.
15	Hogan, Chris	WR	6-1	210	10/24/1988	4	Monmouth	Ramapo, N.J.
19	Mitchell, Malcolm	WR	6-1	200	7/20/1993	R	Georgia	Valdosta, Ga.
18	Slater, Matthew	WR	6-0	205	9/9/1985	9	UCLA	Anaheim, Calif.
RUNNING BACK (5)								
29	Blount, LeGarrette	RB	6-0	250	12/5/1986	7	Oregon	Perry, Fla.
38	Bolden, Brandon	RB	5-11	220	1/26/1990	5	Mississippi	Baton Rouge, La.
46	Develin, James	FB	6-3	255	7/23/1988	4	Brown	Gilbertsville, Pa.
27	Foster, D.J.	RB	6-0	195	11/22/1993	R	Arizona State	Scottsdale, Ariz.
28	White, James	RB	5-10	205	2/3/1992	3	Wisconsin	Ft. Lauderdale, Fla.
TIGHT END (4)								
88	Bennett, Martellus	TE	6-6	275	3/10/1987	9	Texas A&M	Taylor, Texas
86	Derby, AJ	TE	6-5	255	9/20/1991	2	Arkansas	Iowa City, Iowa
87	Gronkowski, Rob	TE	6-6	265	5/14/1989	7	Arizona	Pittsburgh, Pa.
81	Harbor, Clay	TE	6-3	240	7/2/1987	7	Missouri State	Dwight, Ill.
SPECIALISTS (3)								
#	NAME	POS	HT	WT	BORN	YR	COLLEGE	H.S. HOMETOWN
SPECIALISTS (3)								
6	Allen, Ryan	P	6-2	220	2/28/1990	4	Louisiana Tech	Salem, Ore.
49	Cardona, Joe	LS	6-3	245	4/16/1992	2	Navy	El Cajon, Calif.
3	Gostkowski, Stephen	K	6-1	215	1/28/1984	11	Memphis	Madison, Miss.
RESERVE/PUP (3)								
#	NAME	POS	HT	WT	BORN	YR	COLLEGE	H.S. HOMETOWN
RESERVE/PUP (3)								
63	Jackson, Tre'	G	6-4	320	12/14/1992	2	Florida State	Jesup, Ga.
33	Lewis, Dion	RB	5-8	195	9/27/1990	5	Pittsburgh	Blairstown, N.J.
76	Vollmer, Sebastian	T	6-8	320	7/10/1984	8	Houston	Kaarst, Germany



HOW THE PATRIOTS WERE BUILT

UPDATED: September 27, 2016

<u>YEAR</u>	<u>DRAFTEES (29)</u>	<u>VETERAN FREE AGENTS (11)</u>	<u>WAIVERS (1) / TRADES (4)</u>	<u>ROOKIE AND FIRST-YEAR FREE AGENTS (9)</u>
2000	Tom Brady (6b)			
2006	Stephen Gostkowski (4b)			
2008	Matthew Slater (5)			
2009	Julian Edelman (7a)	Rob Ninkovich (5) (NO)		
2010	Devin McCourty (1) Rob Gronkowski (2a)			
2011	Nate Solder (1) Marcus Cannon (5a)			
2012	Dont'a Hightower (1b) Nate Ebner (6)			Brandon Bolden (fa) James Develin (fa) (CIN)
2013	Jamie Collins (2a) Logan Ryan (3a) Duron Harmon (3b)	Danny Amendola (fa) (DAL)		Ryan Allen (fa)
2014	Jimmy Garoppolo (2) James White (4b) Cameron Fleming (4c)	LeGarrette Blount (fa) (TEN) Alan Branch (2) (ARI) Patrick Chung (2) (NE)		Malcolm Butler (fa)
2015	Malcom Brown (1) Jordan Richards (2) Trey Flowers (4a) Shaq Mason (4c) Joe Cardona (5) AJ Derby (6b)	Jonathan Freeny (fa) (MIA) Jabaal Sheard (2) (CLE)	LaAdrian Waddle (fa) CW (DET)	David Andrews (fa) Justin Coleman (fa) (MIN) Brandon King (fa)
2016	Cyrus Jones (2) Joe Thuney (3a) Jacoby Brissett (3b) Vincent Valentine (3c) Malcolm Mitchell (4) Elandon Roberts (6b) Ted Karras (6c)	Clay Harbor (4) (PHI) Chris Hogan (fa) (SF) Chris Long (1) (STL) Shea McClellin (1) (CHI)	Martellus Bennett (2) (tr-CHI) Jonathan Cooper (1) (tr-ARI) Barkevious Mingo (1) (tr-CLE) Eric Rowe (2) (tr-PHI)	D.J. Foster (fa) Jonathan Jones (fa)

NOTE: Team in parenthesis is the player's prior team
 (#) – indicates round drafted
 (fa) – indicates non-drafted free agents

RESERVE/PUP: (3)
 Tre' Jackson (4b)
 Dion Lewis (5) (PHI)
 Sebastian Vollmer (2d)



UNOFFICIAL DEPTH CHART

Unofficial depth chart compiled by Patriots media relations

OFFENSE

WR: 15 Chris Hogan	80 Danny Amendola	18 Matthew Slater	
LT: 77 Nate Solder	68 LaAdrian Waddle		
LG: <u>62 Joe Thuney</u>	69 Shaq Mason		
C: 60 David Andrews	<u>75 Ted Karras</u>		
RG: 65 Jonathan Cooper	<u>75 Ted Karras</u>		
RT: 61 Marcus Cannon	71 Cameron Fleming		
TE: 87 Rob Gronkowski	88 Martellus Bennett	81 Clay Harbor	86 AJ Derby
WR: 11 Julian Edelman	<u>19 Malcolm Mitchell</u>		
QB: 10 Jimmy Garoppolo	<u>7 Jacoby Brissett</u>		
RB: 28 James White	46 James Develin		
RB: 29 LeGarrette Blount	38 Brandon Bolden	<u>27 D.J. Foster</u>	

DEFENSE

LE: 95 Chris Long	98 Trey Flowers		
DT: 97 Alan Branch	<u>99 Vincent Valentine</u>		
DT: 90 Malcom Brown	<u>99 Vincent Valentine</u>		
RE: 93 Jabaal Sheard	98 Trey Flowers		
LB: 91 Jamie Collins	51 Barkevious Mingo		
LB: 54 Dont'a Hightower	<u>52 Elandon Roberts</u>		
LB: 55 Jonathan Freeny	58 Shea McClellin		
RCB: 26 Logan Ryan	<u>24 Cyrus Jones</u>	25 Eric Rowe	
LCB: 21 Malcolm Butler	22 Justin Coleman	<u>31 Jonathan Jones</u>	
S: 23 Patrick Chung	30 Duron Harmon	37 Jordan Richards	
S: 32 Devin McCourty	43 Nate Ebner	36 Brandon King	

SPECIAL TEAMS

K: 3 Stephen Gostkowski		
P: 6 Ryan Allen		
H: 6 Ryan Allen		
PR: 11 Julian Edelman	80 Danny Amendola	<u>24 Cyrus Jones</u>
KR: 80 Danny Amendola	18 Matthew Slater	
LS: 49 Joe Cardona		

PRONUNCIATION GUIDE

Danny Amendola	am-men-DOLE-uh	Dont'a Hightower	don-TAY
LeGarrette Blount	LUH-gare-et BLUNT	Ted Karras	CARE-us
Jacoby Brissett	briss-ETTE	Barkevious Mingo	bar-KEY-vee-us
Joe Cardona	car-DOAN-a	Jabaal Sheard	juh-BALL SHEERD
Stephen Gostkowski	gost-COW-ski	Joe Thuney	TOO-nee



2016 TRANSACTIONS

UPDATED: September 27, 2016

JANUARY, 2016

1/25/2016	Barker, Chris	Signed to a future contract
1/25/2016	Carter, DeAndre	Signed to a future contract
1/25/2016	Iosefa, Joey	Signed to a future contract
1/25/2016	Melvin, Rashaan	Signed to a future contract
1/25/2016	Milton, Keavon	Signed to a future contract
1/25/2016	Thompson, Cedric	Signed to a future contract
1/25/2016	Vaughters, James	Signed to a future contract
1/25/2016	Vereen, Brock	Signed to a future contract
1/26/2016	Vellano, Joe	Signed to a future contract

FEBRUARY, 2016

2/17/2016	Johnson, Leonard	Released
-----------	------------------	----------

MARCH, 2016

3/2/2016	Chandler, Scott	Released
3/2/2016	LaFell, Brandon	Released
3/4/2016	Fleming, Darius	Released
3/9/2016	Humber, Ramon	Signed
3/9/2016	Fletcher, Dane	Released
3/11/2016	Hogan, Chris	Signed
3/11/2016	Kearse, Frank	Signed
3/15/2016	Ebner, Nate	Re-signed
3/15/2016	Cooper, Jonathan	Acquired Via Trade (Arizona)
3/15/2016	Jones, Chandler	Traded to Arizona
3/17/2016	Bennett, Martellus	Acquired Via Trade (Chicago)
3/18/2016	Brown, Donald	Signed
3/18/2016	Long, Chris	Signed
3/18/2016	McClellin, Shea	Signed
3/24/2016	Washington, Nate	Signed
3/30/2016	Biggers, E.J.	Signed

APRIL, 2016

4/4/2016	Harbor, Clay	Signed
4/4/2016	Knighton, Terrance	Signed
4/7/2016	Kuhn, Markus	Signed
4/11/2016	Gaffney, Tyler	Released
4/12/2016	Blount, LaGarrette	Signed
4/12/2016	Coleman, Justin	Signed
4/12/2016	King, Brandon	Signed
4/13/2016	Easley, Dominique	Released
4/14/2016	Gaffney, Tyler	Signed
4/15/2016	Jones, Chris	Released
4/15/2016	Kitchen, Ishmaal'ily	Released
4/22/2016	Steward, Tony	Signed
4/22/2016	Yount, Christian	Signed
4/29/2016	Jones, Cyrus	Drafted
4/29/2016	Thuney, Joe	Drafted
4/29/2016	Brissett, Jacoby	Drafted
4/29/2016	Valentine, Jacoby	Drafted
4/30/2016	Mitchell, Malcolm	Drafted
4/30/2016	Grugier-Hill, Kamu	Drafted
4/30/2016	Roberts, Elandon	Drafted
4/30/2016	Karras, Ted	Drafted
4/30/2016	Lucien, Devin	Drafted

MAY, 2016

5/2/2016	Melvin Rashaan	Released
5/2/2016	Vaughters, James	Released
5/6/2016	Jones, Cyrus	Signed/Draft Choice
5/6/2016	Thuney, Joe	Signed/Draft Choice
5/6/2016	Valentine, Vincent	Signed/Draft Choice
5/6/2016	Mitchell, Malcolm	Signed/Draft Choice
5/6/2016	Grugier-Hill, Kamu	Signed/Draft Choice
5/6/2016	Roberts, Elandon	Signed/Draft Choice
5/6/2016	Karras, Ted	Signed/Draft Choice
5/6/2016	Lucien, Devin	Signed/Draft Choice
5/6/2016	Bentley, V'Angelo	Signed
5/6/2016	Foster, D.J.	Signed
5/6/2016	Hamilton, Woodrow	Signed
5/6/2016	Johnson, D.J.	Signed
5/6/2016	Jones, Jonathan	Signed
5/6/2016	LeBlanc, Cre'von	Signed
5/6/2016	Scheu, Steven	Signed
5/6/2016	Williams, Bryce	Signed
5/6/2016	Iosefa, Joey	Released
5/9/2016	Johnson, Anthony	Signed
5/9/2016	Bostic, Jonathan	Traded to Detroit
5/11/2016	Steward, Tony	Released
5/13/2016	Iosefa, Joey	Signed

JUNE, 2016

6/10/2016	Williams, Michael	Released
6/16/2016	Bissett, Jacoby	Signed/Draft Choice

JULY, 2016

7/21/2016	Johnson, C.J.	Released
7/21/2016	Yount, Christian	Released
7/24/2016	Kerbyson, Kyler	Signed
7/24/2016	Sunseri, Vinnie	Signed
7/27/2016	Halapio, Jon	Signed
7/27/2016	Pascoe, Bear	Signed

AUGUST, 2016

8/14/2016	Kerbyson, Kyler	Released
8/16/2016	Vereen, Brock	Released
8/22/2016	Bentley, V'Angelo	Released
8/22/2016	Pascoe, Bear	Released
8/22/2016	Thompson, Cedric	Released
8/23/2016	Biggers, E.J.	Released
8/23/2016	Brown, Donald	Released
8/23/2016	Kearse, Frank	Released
8/24/2016	Washington, Nate	Released
8/25/2016	Mingo, Barkevious	Acquired Via Trade (Cleveland)
8/29/2016	Knighton, Terrance	Released
8/29/2016	Stork, Bryan	Released
8/29/2016	Jackson, Tre'	Placed on Reserve/P.U.P.
8/30/2016	Humber, Ramon	Released
8/30/2016	Milton, Keavon	Released
8/30/2016	Scheu, Steven	Released
8/30/2016	Lewis, Dion	Placed on Reserve/P.U.P.
8/30/2016	Vollmer, Sebastian	Placed on Reserve/P.U.P.

SEPTEMBER, 2016

9/3/2016	Barker, Chris	Released
9/3/2016	Carter, DeAndre	Released
9/3/2016	Dobson, Aaron	Released
9/3/2016	Gaffney, Tyler	Released
9/3/2016	Grissom, Geneo	Released
9/3/2016	Grugier-Hill, Kamu	Released
9/3/2016	Halapio, Jon	Released
9/3/2016	Hamilton, Woodrow	Released
9/3/2016	Harper, Chris	Released
9/3/2016	Iosefa, Joey	Released
9/3/2016	Johnson, Rufus	Released
9/3/2016	Kuhn, Markus	Released
9/3/2016	LeBlanc, Cre'von	Released
9/3/2016	Lucien, Devin	Released
9/3/2016	Martin, Keshawn	Released
9/3/2016	Roberts, Darryl	Released
9/3/2016	Snyder, Kevin	Released
9/3/2016	Sunseri, Vinnie	Released
9/3/2016	Vellano, Joe	Released
9/3/2016	Williams, Bryce	Released
9/4/2016	Barker, Chris	Signed to the practice squad
9/4/2016	DeBord, Clay	Signed to the practice squad
9/4/2016	Grissom, Geneo	Signed to the practice squad
9/4/2016	Hamilton, Woodrow	Signed to the practice squad
9/4/2016	Johnson, Rufus	Signed to the practice squad
9/4/2016	Lucien, Devin	Signed to the practice squad
9/5/2016	Sankey, Bishop	Signed to the practice squad
9/5/2016	Street, Devin	Signed to the practice squad
9/6/2016	Hilton, Mike	Signed to the practice squad
9/6/2016	Sunseri, Vinnie	Signed to the practice squad
9/7/2016	Rowe, Eric	Acquired Via Trade (Philadelphia)
9/7/2016	Kline, Josh	Released
9/7/2016	Gause, Quentin	Signed to the practice squad
9/7/2016	Johnson, Rufus	Released from the practice squad
9/13/2016	Hilton, Mike	Released from the practice squad
9/14/2016	White, DeAndrew	Signed to the practice squad
9/15/2017	Silberman, Ian	Signed to the practice squad
9/15/2017	DeBord, Clay	Released from the practice squad
9/26/2017	Johnson, Anthony	Released



PATRIOTS

vs. Bills

SERIES HISTORY



The Patriots and Bills will meet for the 113th time and for the first of two 2016 meetings when they square off this week at Gillette Stadium. The Patriots will travel to Buffalo on Oct. 30. It is the first time the Patriots and Bills will play each of the two annual games in the same month since the 1998 season.

New England holds a 69-42-1 edge in the series. The Patriots swept the series last season for the 24th time with a 40-32 win at Buffalo on Sept 20, 2015, and a 20-13 win at Gillette Stadium on Nov. 23, 2015.

New England has swept the series 24 times and the Patriots have won 28 of the last 32 games between the clubs dating back to the 2000 season.

The Patriots are 36-20 all-time in home games against Buffalo, including 13-1 at Gillette Stadium.

The series between the AFC East rivals began in 1960. The Patriots' 69 wins over the Bills are their highest victory total over any opponent, 10 more than they own over the New York Jets (59).

After seven straight series sweeps and 15 straight Patriots wins, Buffalo ended the streak with a 34-31 victory at Ralph Wilson Stadium in the first meeting of the two teams in 2011 on Sept. 25. The 15-game win streak is the third longest winning streak over a single opponent in NFL history. The Patriots avenged that loss in the 2011 regular-season finale on Jan. 1, 2012, by overcoming a 21-0 first quarter deficit and scoring 49 unanswered points en route to a 49-21 victory.

The teams have had many memorable matchups over the years, including a five-game span from 1999 to 2001 where four of the five contests were decided in overtime.

SERIES BREAKDOWN

NEW ENGLAND 69, BUFFALO 42 (1 TIE)
 (Including New England 1, Buffalo 0 in Playoffs)

Home Record	36-20
Record in Foxborough	30-15
Foxboro Stadium	17-14
Gillette Stadium	13-1
Record in Boston	6-5
Away Record	33-22-1
War Memorial Stadium	7-6-1
Ralph Wilson/Rich Stadium	26-16
Largest Margin of Victory	46 points (2007)
Largest Margin of Defeat	35 points (1970)
Longest Win Streak	15 games (2003-2010)
Bill Belichick vs. Buffalo Bills	28-5 (28-4 with N.E)
Rex Ryan vs. NE	3-11 RS (1-0 in the PS)

PATRIOTS-BILLS QUICK HITS

- ★ The Patriots have recorded 69 wins over the Bills, the most by the Patriots against any one opponent. The Jets are second with 59 wins.
- ★ The Buffalo Bills snapped a streak of 13 straight home wins by the Patriots, including 12 straight wins by the Patriots at Gillette Stadium with their 17-9 win in the 2014 season-finale on Dec. 28, 2014.
- ★ Bill Belichick has a 74-27 (.742) all-time regular season record against the AFC East as head coach of the Patriots.

TALE OF THE TAPE

2016 Regular Season	New England	Buffalo
Record	3-0	1-2
Divisional Standings	1st	2ndt
Total Yards Gained	1,108	850
Total Offense (Rank)	369.3 (14t)	283.3 (30)
Rush Offense	150.7 (1)	119.7 (9)
Pass Offense	218.7 (26)	163.7 (32)
Points Per Game	27.0 (5t)	23.6 (15)
Total Yards Allowed	1,085	1,149
Total Defense (Rank)	361.7 (17)	383.0 (23)
Rush Defense	90.3 (11t)	98.0 (14t)
Pass Defense	271.3 (19)	285.0 (22)
Points Allowed/Game	15.0 (5)	22.7 (17)
Possession Avg.	33:08	24:38
Sacks Allowed/Yards Lost	5/40	10/64
Sacks Made/Yards	5/25	6/46
Total Touchdowns Scored	9	9
Penalties Against/Yards	18/149	23/223
Punts/Avg.	13/42.3	15/40.6
Turnover Differential	+4 (5t)	+5 (3t)



PATRIOTS

vs. Bills

2015 MEETING #1: PATRIOTS 40, BUFFALO 32

September 20, 2015 ★ Ralph Wilson Stadium

	1	2	3	4	Final
New England Patriots	14	10	13	3	— 40
Buffalo Bills	7	6	0	19	— 32

Tom Brady threw for 466 yards and three touchdowns to help lead the Patriots to a 40-32 victory at Ralph Wilson Stadium against the AFC East rival Buffalo Bills. The 466 yards were the second most in his career to the 517 yards he had in the 2011 season opener at Miami. The 466 yards were also the most ever against Buffalo, eclipsing the previous high of 464 by George Blanda of Oakland in a 1961 game.

Down 37-13 at the start of the fourth quarter, the Bill scored 19 points in three straight drives before their rally fell short in the final 90 seconds.

Buffalo opened the fourth quarter with a 10-play, 80-yard drive that ended in a touchdown. Then, the Patriots failed to convert on a fourth-and-one try from the Buffalo 41-yard line. The Bills took advantage and moved 59-yards on seven plays before scoring a touchdown to make it 37-25 with just over five minutes to play. On the second play of the ensuing drive, Brady fumbled on a sack and Buffalo recovered the ball at the 50-yard line. Two plays later, the Bills scored on a touchdown pass to make 37-32 with 4:16 to play.

A 22-yard pass interference call and a 29-yard diving reception by WR Danny Amendola helped the Patriots get in position for K Stephen Gostkowski's 25-yard field goal with 1:18 to play to give the Patriots a 40-32 lead.

On Buffalo's first play of the next drive, CB Logan Ryan intercepted a Buffalo pass that deflected off the receiver, and New England ran off the final minute to secure the win. It was the third interception of the day thrown by Buffalo QB Tyrod Taylor.

Wide receiver Julian Edelman hauled in 11 receptions for 97 yards and two touchdowns, while TE Rob Gronkowski caught 7 passes for 113 yards with one touchdown. WR Aaron Dobson caught 7 passes for 87 yards, and RB Dion Lewis caught six passes for 98 yards.

The Patriots defense registered eight sacks, including a career-high of three sacks by DE Chandler Jones. The Buffalo Bills were penalized 14 times for 140 yards.

Buffalo managed just 127 yards on its first 10 possessions with 80 of those coming on the game-opening drive that ended when rookie RB Karlos Williams scored on a two-yard run to take a 7-0 lead. After that opening score, the Patriots took the lead by scoring touchdowns on their next three drives. Edelman caught an 8-yard touchdown pass from Brady, Lewis scored on a 6-yard run and Gronkowski scored on a 2-yard pass.

Following a failed fourth-down attempt by the Patriots at midfield, a 39-yard pass interference call against New England helped Buffalo get in position for a touchdown to make it 21-13. New England responded with a 9-play, 52-yard drive that ended with a 46-yard field goal by Gostkowski to make it 24-13. Buffalo got the ball back before the end of the first half, but S Duron Harmon intercepted Buffalo deep in New England territory to help preserve the lead at the break.

New England added 13 points in the third quarter on all three of their possessions with two Gostkowski field goals and a 22-yard touchdown pass from Brady to Edelman to make it 37-13.

2015 MEETING #2: PATRIOTS 20, BUFFALO 13

November 23, 2015 ★ Gillette Stadium

	1	2	3	4	Final
Buffalo Bills	0	3	7	3	— 13
New England Patriots	3	7	10	0	— 20

The New England Patriots earned a series sweep of the Buffalo Bills for the 24th time in a 20-13 victory on Monday Night Football. The win moved New England to a 10-0 record and lifted the Patriots to at least 10 regular-season wins for the 13th consecutive season. San Francisco (16 - 1983-1998) is the only other team to accomplish the feat.

The game-time temperature was 29 degrees at kickoff, and QB Tom Brady completed 20-of-39 passes for 277 yards with one touchdown and one interception. RB James white scored his first two NFL touchdowns with a 20-yard pass from Brady in the second quarter and a 6-yard run in the third quarter. WR Danny Amendola led the team with nine receptions for a season-high 117 yards, including a 41-yard reception in the third quarter that helped the Patriots get in position for White's touchdown run.

With the Patriots clinging to a 17-10 lead in the third quarter, rookie DB Brandon King forced a fumble on a punt return by CB Leodis McKelvin that was recovered at first by LB Jonathan Freeny, who then was hit and fumbled the ball out of bounds at the Buffalo 30-yard line. That helped set up a 35-yard field goal by K Stephen Gostkowski for a 20-10 lead heading into the fourth quarter.

Buffalo added a field goal in the fourth quarter before their offense ran out of time on a drive that began at their own 16-yard line with 1:51 to play.

The Patriots failed to score in the fourth quarter, ending an NFL record of 38 straight quarters with at least one point scored. The only other quarter in which the Patriots did not score was in the first quarter of the 2015 season.

There was another bizarre play in the third quarter. Brady rolled to his right before throwing down field to Amendola, who appeared to have a clear shot to the end zone. As Amendola made a break following the reception, the play was blown dead. After a lengthy discussion, the referees announced it was an inadvertent whistle. That, along with a 15-yard unsportsmanlike penalty against the Buffalo bench moved the ball to the spot where Amendola made the catch with an addition of 15 yards for a 29-yard advance. The drive ended with Gostkowski's first missed field goal of the season, when his 54-yard attempt sailed wide right.

The Patriots took a 3-0 lead on their first offensive possession, an 11-play, 49-yard drive that ended with a 35-yard field goal. Buffalo tied the game at three on a 52-yard field goal to open the second quarter.

New England took a 10-3 lead into halftime after Brady engineered a six-play, 62-yard drive that ended with the 20-yard touchdown pass to White. Buffalo tied the game at 10 in the third quarter when RB LeSean McCoy scored on a 27-yard touchdown run.

The Patriots scored 10 points in the third quarter with a 6-yard run by White and a 35-yard field goal to make it 20-10 heading into the final period.



PATRIOTS

vs. Bills

CONNECTIONS

NEW ENGLAND TIES

- ★ Bills **S Corey Graham** played his college career at New Hampshire.
- ★ Buffalo **senior offensive assistant Chris Palmer** played quarterback at Southern Connecticut State and later coached at Connecticut, New Haven, and Boston University.

BUFFALO TIES

- ★ Patriots **tight ends coach Brian Daboll** grew up in Buffalo and attended St. Francis High School.

FORMER PATRIOTS

- ★ Bills **LB Brandon Spikes** played for the Patriots from 2010-2013 and compiled 328 tackles on the New England defense during that time.
- ★ Buffalo **WR Brandon Tate** played for the Patriots from 2009-10 and caught 24 passes for 432 yards and three touchdowns.
- ★ Buffalo **senior offensive assistant Chris Palmer** was the wide receivers coach for the Patriots from 1993-95 and coached the quarterbacks during the 1996 season.
- ★ Bills **assistant head coach/defense Rob Ryan** was the linebackers coach in New England from 2000-03 and won two Super Bowls with the Patriots.

FORMER BILLS

- ★ Patriots **WR Chris Hogan** played for the Bills from 2012-15 and totaled 87 receptions for 959 yards and six touchdowns.
- ★ New England **DL Alan Branch** played in Buffalo during the 2013 season and finished the year with 39 tackles.

FORMER NFL TEAMMATES

- ★ Buffalo **LB Lorenzo Alexander** and **TE Jim Dray** were teammates with Patriots **G Jonathan Cooper** at the Arizona Cardinals from 2013-14.
- ★ Bills **S Colt Anderson** played with Patriots **TE Clay Harbor** at the Philadelphia Eagles.
- ★ Buffalo **FB Jerome Felton** and **S Robert Blanton** played for the Vikings when Patriots **defensive line coach Brendan Daly** worked in Minnesota.
- ★ Bills **G Richie Incognito**, **TE Charles Clay** and **K Dan Carpenter** played for the Dolphins when Patriots **LB Jonathan Freeny** was in Miami and when Patriots **tight ends coach Brian Daboll** was the offensive coordinator for the

CONNECTIONS (CONTINUED)

Dolphins. Clay was also teammates with New England **DL Anthony Johnson** in Miami.

- ★ Buffalo **DE Leger Douzable**, **WR Greg Salas** and **G Richie Incognito** played with Patriots **DE Chris Long** and **WR Danny Amendola** at the St. Louis Rams.
- ★ Bills **G Ryan Groy** and **T Jordan Mills** played with Patriots **TE Martellus Bennett** and **LB Shea McClellin** at the Chicago Bears. Buffalo **offensive line coach Aaron Kromer** and **offensive assistant Pat Meyer** were also with the Bears when Bennett and McClellin played in Chicago.
- ★ Buffalo **RB LeSean McCoy** played with New England **TE Clay Harbor** at the Philadelphia Eagles.
- ★ Bills **WR Brandon Tate** played with Patriots **FB James Develin** at the Cincinnati Bengals.
- ★ Buffalo **linebackers coach Bobby April III** was the defensive quality control/secondary coach at the Eagles when Patriots **TE Clay Harbor** played in Philadelphia.
- ★ Bills **assistant head coach/defense Rob Ryan** was the defensive coordinator for the Browns when Patriots **tight ends coach Brian Daboll** was the offensive coordinator in Cleveland.
- ★ Ryan was also the defensive coordinator at the Dallas Cowboys when Patriots **TE Martellus Bennett** played for the team.

FORMER COLLEGE TEAMMATES

- ★ Bills **T Cordy Glenn** played with Patriots **C David Andrews** and **WR Malcolm Mitchell** at Georgia.
- ★ Buffalo **WR Marquise Goodwin** and Patriots **DL Malcom Brown** were teammates at Texas in 2012.
- ★ Bills **LB Jerry Hughes** played with New England **OL Marcus Cannon** at Texas Christian.
- ★ Buffalo **T Cyrus Kouandijo** played at Alabama with Patriots **LB Dont'a Hightower**.
- ★ Bills **RB LeSean McCoy** played at Pittsburgh with Patriots **DL Jabaal Sheard**.
- ★ Buffalo **T Jordan Mills** and New England **P Ryan Allen** were teammates at Louisiana Tech.
- ★ Bills **defensive line coach John Blake** worked at North Carolina when Patriots **G Jonathan Cooper** played for the Tarheels.



PATRIOTS

Last Game

Patriots 27, Texans 0

September 22, 2016 ★ Gillette Stadium

	1	2	3	4	Final
Houston Texans	0	0	0	0	- 0
New England Patriots	10	0	10	7	- 27

The New England Patriots improved to 3-0 following a 27-0 shutout win over the Houston Texans in a Thursday Night Football game at Gillette Stadium.

Rookie QB Jacoby Brissett was called in for his first start when Jimmy Garoppolo was declared inactive due to an injury. He finished 11-of-19 for 103 yards and scored on a 27-yard touchdown run in the first quarter.

In addition to a great defensive effort, special team turned out to be the difference in the game. The Patriots average drive start was their own 40-yard line, while Houston's average drive start was their own 16-yard line.

The Patriots forced two fumbles on kickoffs that led to 14 points. In the first quarter, RB Brandon Bolden forced a fumble that was recovered by S Duron Harmon at the 22-yard line to set up a touchdown run by Brissett. In the third quarter, S Nate Ebner forced a fumble that was recovered by S Jordan Richards at the 21-yard line to set up a touchdown run by RB LeGarrette Blount.

P Ryan Allen had six of his seven punts downed inside the 20-yard line and helped hold Houston to no punt return yards. He landed punts at the 11, 10, 10 14, 5 and 4. His only punt that did not land inside the 20, was downed at the 20-yard line.

Houston crossed midfield just two times and did not move past the 50 yard line until the fourth quarter. Their only promising drive of the first half ended when LB Jamie Collins picked off a Brock Osweiler pass at the New England 39-yard line and returned it 18 yards to the Houston 43-yard line. Collins finished the game with a career-high 14 total tackles.

Blount carried the load for the Patriots, gaining 105 yards on 24 carries and scoring two touchdowns. He scored on a 1-yard touchdown after the Patriots recovered a fumble on a kickoff in the third quarter. In the fourth quarter he broke free for a 41-yard touchdown run. Blount rushed for over 100 yards for the second straight week with his performance against Houston.

The Patriots got on the board midway through the first quarter when Brissett led a 10-play, 74-yard drive that ended in a field goal. The rookie quarterback converted a third-and-2 to keep the drive alive when he completed a 27-yard pass to WR Malcolm Mitchell for a first down at the 15-yard line. On the ensuing kickoff, Bolden forced a fumble that was recovered by Harmon at the Houston 22-yard line. That helped position the Patriots for Brissett's 27-yard touchdown run for a 10-0 first quarter lead.

A methodical 13-play, 71-yard drive to start the third quarter led to a field goal for a 13-0 lead. Ebner's forced fumble and Richards' fumble recovery on the ensuing drive set up a first down at the Houston 21-yard line and helped get into position for Blount's 1-yard run for a 20-0 lead. Blount 41-yard touchdown run in the fourth quarter sealed the 27-0 victory.



DEFENSE PITCHES SHUTOUT

The Patriots shut out Houston 27-0, recording their first shutout since downing the Miami Dolphins 28-0 on Dec. 30, 2012. The shutout is the ninth for the Patriots since Bill Belichick became head coach in 2000. New England had three shutouts in 2003, one in 2005, 2006, 2008, 2009 and 2012. It is the 26th shutout in team history.

NO RED ZONE APPEARANCES

The Patriots defense did not allow Houston into their red zone on Thursday night. The last time the Patriots kept their opponent out of the red zone was the 2010 regular-season finale vs. Miami (1/2/11).

ANOTHER 3-0 START

The New England Patriots improved to 3-0 with their 27-0 win over Houston. The Patriots are 3-0 for the tenth time in team history, and for the sixth time since Bill Belichick became head coach in 2000. The Patriots also started 3-0 in 1964, 1974, 1997, 1999, 2002, 2004, 2007, 2013, 2015 and 2016.

HOME COOKIN'

The Patriots have won 22 straight home games against non-division AFC opponents. Their last loss to a non-division AFC team was a 33-10 loss vs. Pittsburgh on Nov. 30, 2008.

SPRINTING OUT OF THE GATES

The Patriots entered the week with an NFL-leading 24 first quarter points and increased that total to 34 first quarter points with a 10-point first quarter against Houston. The Patriots defense has not allowed any first quarter points in 2016.

PRESERVING THE LEAD

The Patriots have won 83 straight home games when leading at halftime, adding to their NFL record. The Patriots were in front, 10-0 against Houston. The last time the Patriots lost at home when leading at halftime was on Dec. 24, 2000, vs. Miami when they lost, 27-24 after leading 21-17 at halftime.

BACK-TO-BACK GROUND ATTACK

The Patriots had a running back finish with over 100 yards rushing for the second week and RB LeGarrette Blount had 105 yards rushing against Houston. The week before, Blount had 123 yards rushing. It is the first time that a player has rushed for over 100 yards in back-to-back games since the 2012 season.

BACK-TO-BACK 100-YARD RUSHING GAMES

09/30/12 at Buffalo - Stevan Ridley (106) Brandon Bolden (137)
10/7/12 vs. Denver - Stevan Ridley (151)

09/18//16 vs. Miami - LeGarrette Blount (123)
09/22/16 vs. Houston - LeGarrette Blount (105)

GOOD AT HOME VS. HOUSTON

The Patriots are now 4-0 all-time in home games against Houston.

DATE	SCORE
12/17/2006	40-7
12/10/2012	42-14
01/13/2013	41-28*
09/22/2016	27-0

*AFC Divisional Playoff Game

RINSE & REPEATR

The Patriots forced and recovered two Texans kickoffs deep in Houston territory to lead to 14 points. In the first quarter, RB Brandon Bolden forced a fumble that was recovered by S Duron Harmon at the 22-yard line to set up a touchdown run by QB Jacoby Brissett. In the third quarter, S Nate Ebner forced a fumble that was recovered by S Jordan Richards at the 21-yard line to set up a touchdown run by RB LeGarrette Blount.



PATRIOTS

Last Game

INDIVIDUAL NOTES

BELICHICK TIES CURLY

Bill Belichick now has 226 career regular-season wins to tie Curly Lambeau (226) for fourth place overall. Belichick (249 wins overall) needs one more victory to join Don Shula (347) George Halas (324) and Tom Landry (270) as the only coaches to reach 250 career wins.

HEAD COACH	CAREER WINS
Don Shula	328
George Halas	318
Tom Landry	250
Bill Belichick	226
Curly Lambeau	226

1ST-TIME QBS 6-0 UNDER BELICHICK

Under head coach Bill Belichick, rookie quarterbacks are now 6-0 in their first career starts after QB Jacoby Brissett picked up a 27-0 win in his first start.

QB	Game	Score
Todd Philcox	Cleveland at LA Rams (9/20/93)	28-16 (W)
Eric Zeier	Cleveland at Cincinnati (10/29/95)	29-26 (W)
Tom Brady	Patriots vs. Indianapolis (9/30/01)	44-13 (W)
Matt Cassel	Patriots at NY Jets (9/14/08)	19-10 (W)
Jimmy Garoppolo	Patriots at Arizona (9/11/16)	23-21 (W)
Jacoby Brissett	Patriots vs. Houston (9/22/16)	27-0 (W)

BLOUNT-FORCED TRAUMA

RB LeGarrette Blount gained 105 yards rushing against Houston, a week after gaining 123 yards vs. Miami. It is his 12th NFL 100-yard rushing game in the regular season. He has now rushed for over 100 yards in back-to-back games three times.

2010 Tampa Bay

12/19/10 vs. Detroit - 110 yards
12/26/10 vs. Seattle - 164 yards

2011 Tampa Bay

11/20/11 at Green Bay - 107 yards
11/27/11 at Tennessee - 103 yards

2016 Patriots

09/18/16 vs. Miami - 123 yards
09/22/16 vs. Houston - 105 yards

BLOUNT IN THE 'ZONE

Blount scored on a 1-yard touchdown run in the third quarter and a 41-yard run in the fourth quarter. He has scored a rushing touchdown in three straight games, after scoring on an 8-yard run at Arizona and a 9-yard run vs. Miami. It is the first time in his career that he has scored a rushing touchdown in a three-game stretch in the regular season. It is his seventh career game with two or more touchdowns. He had a career-best of three rushing touchdowns vs. Jacksonville on Sept. 27, 2015. His four touchdowns in the first three games ties Marion Butts (1994) and Corey Dillon (2005) for the most for the Patriots in the first three games.

BLOUNT GOES LONG

Blount scored on a 41-yard touchdown run in the fourth quarter. It is his fifth run of at least 40 yards and the third longest touchdown run of his career. He had a 54-yard touchdown run at Green Bay On Nov. 20, 2011 and a 47-yard touchdown at Atlanta on Sept. 29, 2013.

BOLDEN FORCES THE ISSUE

RB Brandon Bolden forced a fumble on a first quarter kickoff that was recovered by S Duron Harmon at the 22-yard line. It is Bolden's third forced fumble on a kickoff.

He forced a fumble on a kickoff vs. Cincinnati (10/5/14) that was returned 9-yards for a touchdown by DB Kyle Arrington. He also forced a fumble on a kickoff at the New York Giants (11/15/15).

BRISSETT SCORES FIRST TD

QB Jacoby Brissett scored his first NFL touchdown on a 27-yard touchdown run in the first quarter. It is the longest run by a Patriots quarterback since Steve Grogan had a 31-yard run vs. the Baltimore Colts on Sept. 18, 1978. It is the longest touchdown run by a Patriots quarterback since Grogan scored on a 41-yard touchdown run vs. the NY Jets on Oct. 18, 1976.

COLLINS CAME TO PLAY

LB Jamie Collins picked off a QB Brock Osweiler pass in the second quarter. It was his second straight game with an interception. Collins picked off a QB Ryan Tannehill pass in the second quarter vs. Miami. It is his fifth regular season interception. He has two additional interceptions in the postseason. Collins also finished with a personal-best of 14 total tackles. His previous best was 13 tackles, vs. NY Jets on Oct. 16, 2014 and at Green Bay on Nov. 30, 2014.

BENNETT WITH 1ST RUSH ATT

TE Martellus Bennett was credited with his first NFL rushing attempt on a 6-yard run on an end-around in the second quarter.

SHEARD SACKS HOUSTON AGAIN

DL Jabaal Sheard recorded two sacks against Houston. He also had two sacks in the game in 2015 at Houston. It is his fifth NFL two-sack game. In 2015, He had two two-sack games - Oct. 10, 2015 at Dallas and at Houston.

RYAN COMES UP BIG

P Ryan Allen had six of his seven punts downed inside the 20-yard line and helped hold Houston to no punt return yards. He landed punts at the 11, 10, 10, 14, 5 and 4. His only punt that did not land inside the 20, was downed at the 20-yard line. Ryan's previous best was five punts inside the 20-yard line on Oct. 6, 2013 at Cincinnati.

BRISSETT 9TH ROOKIE QB TO START

2016 third-round pick QB Jacoby Brissett made his first NFL start and become the ninth Patriots quarterback to make a start during his rookie season. He finished the game 11-of-19 for 103 yards and also scored on a 27-yard touchdown run.

ROOKIE QB STARTS FOR PATS

- 1960 Tom Greene - 2 starts - 1-1 record
- 1968 Tom Sherman - 7 starts - 1-6 record
- 1971 Jim Plunkett - 14 starts - 6-8 record
- 1975 Steve Grogan - 7 starts - 1-6 record
- 1983 Tony Eason - 4 starts - 2-2 record
- 1987 Bon Bleier 2 starts as a strike replacement QB 1-1 record
- 1990 Tommy Hodson - 6 starts - 0-6 record
- 1993 Drew Bledsoe - 12 starts - 5-7 record

2016 Jacoby Brissett - 1 start - 1-0 record

LINEUP NOTES

ROB GRONKOWSKI SEES FIRST ACTION OF THE SEASON

TE Rob Gronkowski returned to action after missing the first two games of the season.



WHAT TO WATCH FOR 2016

PATRIOTS

*The Patriots can pass the Oakland Raiders (1973-1977) as the only team to advance to six straight Conference Championship games.

*The Patriots have won seven straight division titles (2009-15) to match the Los Angeles Rams (1973-79) for the most consecutive division titles and look to pass that mark in 2016.

*The Patriots have 15 straight winning seasons and need one more to tie the San Francisco 49ers (1983-98) and the Dallas Cowboys (1970-85) for the most consecutive winning seasons at 16 since the 1970 merger.

*The Patriots have participated in a postseason game for seven straight seasons and can become the fifth team in NFL history to play in a postseason game in at least eight consecutive seasons in 2016.

*The Patriots have advanced in the postseason for five straight seasons and need to advance in the postseason in 2016 to match the record of six straight seasons of postseason advancement by the Dallas Cowboys (1991-96).

BILL BELICHICK

*Bill Belichick (6) needs to reach one more Super Bowl as a head coach to break a tie with Don Shula (6) for the most conference titles.

*Belichick has four Super Bowl wins as a head coach to match Pittsburgh's Chuck Noll for the most wins. With one more Super Bowl win, Belichick will have the most wins by a head coach in Super Bowl history.

*Belichick is tied with Tom Landry and Don Shula with 13 division titles and needs one more division title to set the record for most among all head coaches.

*Bill Belichick is tied with Curly Lambeau for fourth place with 226 regular seasons wins and needs one more to pass him for sole possession of fourth place. He is behind Don Shula (328), George Halas (318) and Tom Landry (250).

*Belichick's Patriots teams have twice recorded five straight years of playoff advancement (2003-07 and 2011-15), tying the NFL record. If the Patriots advance in 2016, they will set the NFL record by a head coach. John Harbaugh (2008-12), Mike Holmgren (1993-97), John Madden (1973-77) and Andy Reid (2000-04) also won a playoff game in five consecutive seasons.

TOM BRADY

*Tom Brady (172) needs eight more wins to become just the third NFL quarterback with 180 career regular-season wins to join Brett Favre (186) and Peyton Manning (186).

*Brady has 194 wins overall (172 in the regular season and 22 in the postseason) and needs seven more wins to become the all-time leader for most wins by an NFL quarterback. Peyton Manning (200: 186 in the regular season and 14 in the postseason) and Brett Favre (199: 186 in the regular season and 13 in the postseason) have the most wins in NFL history by a starting quarterback.

*If Brady reaches 30 or more touchdowns passes in 2016, he will become just the fourth player in NFL history with 30 or more touchdown passes in seven seasons, joining Brett Favre (9), Peyton Manning (9) and Drew Brees (8).

*Brady is tied with Peyton Manning with four seasons with 35 or more touchdowns and needs to reach 35 touchdowns in 2016 for his fifth season with 35 or more touchdowns to become the all-time leader in this category.

*Brady enters the 2016 season fifth on the NFL's all-time list with 58,028 career passing yards and needs 1,972 yards to become the fifth NFL player to reach 60,000 passing yards.

*Brady has passed for 4,000 yards eight times in his career and if he reaches 4,000 yards in 2016, he will be the third player to reach nine seasons with 4,000 yards, joining Peyton Manning (14) and Drew Brees (10).

*Brady led the NFL with 36 touchdown passes in 2015, his fourth time leading the NFL in touchdowns. He tied Drew Brees, Len Dawson, Brett Favre, Peyton Manning, Johnny Unitas and Steve Young for most seasons leading the NFL in touchdown passes.

TOM BRADY (CONT.)

*Brady will play in his 17th season in 2016 and become the longest tenured Patriots player, surpassing the 16 seasons by Steve Grogan (1975-90).

*Brady's 17 seasons with one team will tie for the most by an NFL quarterback with John Brodie (San Francisco) and Dan Marino (Miami).

STEPHEN GOSTKOWSKI

*If Stephen Gostkowski leads the NFL in scoring in 2016, he will set the NFL mark for most seasons leading the NFL in scoring with six, moving past Don Hutson (5) and Gino Cappelletti (5). Gostkowski has led the NFL in scoring in 2008, 2012, 2013, 2014 and 2015.

*Stephen Gostkowski has led the NFL in scoring in each of the last four seasons (2012-15). He can become just the second player to lead the NFL in scoring in five straight seasons in 2016, joining Don Hutson (1940-44).

*In 2015, Gostkowski became the first NFL player with four seasons of 150 or more points and can add to that in 2016.

*Gostkowski has the best field goal percentage in NFL history from 50 yards or more (78.3 percent (18-of-23)).

*Gostkowski (4) needs one more 30-field goal season to tie David Akers and John Carney for the most in NFL history with five seasons of 30 or more field goals.

*Gostkowski has led the NFL in field goals three times (2008, 2013 and 2014). If he leads the NFL in field goals in 2016, he will join Lou Groza (5), Jack Manders (4), Ward Cuff (4) and Mark Moseley (4) as the only NFL players to lead the NFL in field goals in at least four seasons.

ROB GRONKOWSKI

*Rob Gronkowski has 66 overall touchdowns and needs three touchdowns in 2016 to move past Stanley Morgan (68) to become the all-time leader in touchdowns scored for the Patriots.

*Gronkowski (65) needs 3 receiving touchdowns to move past Stanley Morgan (67) to become the all-time leader in receiving touchdowns for the Patriots.

*With 5,555 receiving yards, Gronkowski needs 172 more yards in 2016 to move past Irving Fryar into fourth place on the Patriots all-time receiving yards list.

*Gronkowski needs one more 1,000-yard season to join Tony Gonzalez and Jason Witten for the most 1,000-yard seasons by an NFL tight end with four.

*Gronkowski has an NFL-leading five seasons with 10 or more touchdowns by a tight end and can add to his record in 2016.

*Gronkowski enters the 2016 season with 64 touchdown receptions from Tom Brady, the second-most TD receptions from a QB and a tight end, behind the 78 by Philip Rivers and Antonio Gates. The 64 TD connections are the 8th most overall.

*Gronkowski enters the 2016 season with 20 100-yard games, tied with Jason Witten for the fifth most among all NFL tight ends.

*Gronkowski enters the 2016 season with 5,555 receiving yards and tied for 20th with Ben Coates for the most receiving yards by an NFL tight end. He needs 753 yards to move past Steve Jordan (6,307) for 10th place all-time among tight ends.

INDIVIDUAL & TEAM NOTES





ROBERT KRAFT

News & Notes

Since Robert Kraft purchased the team in 1994, the Patriots have experienced one of the most dramatic turnarounds in the history of sports. Now in his 23rd season of ownership, Kraft has transformed one of the league's least successful clubs into what observers view as a model NFL franchise. In the five seasons immediately preceding his purchase (1989-93), the Patriots were a moribund team, winning just 19 of 80 games (.238 pct.) and logging the worst record in the NFL over that span. When he bought the franchise on Jan. 21, 1994, Kraft



announced his intention to bring a championship to New England, a tall order considering the team's previous success rate. But under Kraft's leadership, the Patriots have won more division titles (15), conference crowns (7) and Super Bowl championships (4) than any other NFL team. Super Bowl XLIX was the seventh Super Bowl appearance since Kraft purchased the team, a period during which no other team has earned more than four berths. In Kraft's 22 seasons, the Patriots have qualified for the playoffs 17 times, more than doubling the franchise's accomplishments during its first 34 seasons.

	Pre-Kraft 1960-93	Pre-Kraft 1989-93	Kraft Era 1994-15
Overall Record	225-276-9	19-61	269-124
Winning Pct.	.450	.238	.684
Super Bowl Titles	0	0	4
Conference Titles	1	0	7
Division Titles	3	0	15
Playoff Seasons	6	0	17
Playoff Record	4-6	-	25-13
Home Playoff Games	1	0	21
Home Playoff Record	0-1	-	18-3

A CHAMPIONSHIP TRADITION

MULTIPLE LEAGUE CHAMPIONSHIPS SINCE 2001

TEAM	LEAGUE	TITLES
Los Angeles Galaxy	MLS	5
New England Patriots	NFL	4
Los Angeles Lakers	NBA	4
San Antonio Spurs	NBA	4
Boston Red Sox	MLB	3
San Francisco Giants	MLB	3

HIGHEST WINNING PERCENTAGE IN MAJOR PROFESSIONAL SPORTS SINCE 1994 (Regular Season)

TEAM	LEAGUE	PCT
San Antonio Spurs	NBA	.691
New England Patriots	NFL	.687
Detroit Red Wings	NHL	.653
Green Bay Packers	NFL	.644
Pittsburgh Steelers	NFL	.630
Denver Broncos	NFL	.614

243 GAME SELLOUT STREAK

In the early 1990's, the Patriots seemed destined for relocation until Robert Kraft's purchase of the team rejuvenated local interest. In 1991, the season ticket base was just 17,635, barely enough to support the club. Now, the season tickets are capped and more than 50,000 fans are on a season ticket waiting list. The Patriots have sold out 243 consecutive home games, including playoff and preseason games (dating back to the 1994 season opener).

SINCE ROBERT KRAFT PURCHASED THE TEAM IN 1994

TOTAL VICTORIES SINCE 1994 (Regular Season)

New England Patriots	244
Green Bay Packers	228
Pittsburgh Steelers	223
Denver Broncos	218
Indianapolis Colts	214

TOTAL VICTORIES SINCE 1994 (Incl. Postseason)

New England Patriots	269
Green Bay Packers	246
Pittsburgh Steelers	241
Denver Broncos	232
Indianapolis Colts	228
Philadelphia Eagles	207

MOST HOME VICTORIES SINCE 1994 (Incl. Postseason)

New England Patriots	155
Green Bay Packers	145
Pittsburgh Steelers	138
Denver Broncos	136
Indianapolis Colts	128

WINNING PERCENTAGE SINCE 1994 (Incl. Postseason)

TEAM	W	L	T	PCT.
New England Patriots	269	124	0	.684
Green Bay Packers	246	141	1	.635
Pittsburgh Steelers	241	143	1	.627
Denver Broncos	232	146	0	.614
Indianapolis Colts	228	156	0	.594
Baltimore Ravens	191	154	1	.553
Philadelphia Eagles	207	169	2	.550

SUPER BOWL CHAMPIONSHIPS SINCE 1994

New England Patriots	4
Denver Broncos	3
Baltimore Ravens	2
Green Bay Packers	2
Pittsburgh Steelers	2
N.Y. Giants	2

CONFERENCE CHAMPIONSHIPS SINCE 1994

New England Patriots	7
Pittsburgh Steelers	4
Denver Broncos	4
Green Bay Packers	3
N.Y. Giants	3
Seattle Seahawks	3

DIVISION CHAMPIONSHIPS SINCE 1994

New England Patriots	15
Green Bay Packers	11
Pittsburgh Steelers	11
Indianapolis Colts	10

PLAYOFF VICTORIES SINCE 1994

New England Patriots	25
Pittsburgh Steelers	18
Green Bay Packers	18
Baltimore Ravens	15
Denver Broncos	14
Indianapolis Colts	14
San Francisco 49ers	12
Seattle Seahawks	12

PLAYOFF GAMES PLAYED SINCE 1994

New England Patriots	38
Green Bay Packers	33
Pittsburgh Steelers	30
Indianapolis Colts	29
Philadelphia Eagles	23
Baltimore Ravens	23
Denver Broncos	23
Seattle Seahawks	22
San Francisco 49ers	21

PLAYOFF SEASONS SINCE 1994

New England Patriots	17
Green Bay Packers	17
Indianapolis Colts	16
Pittsburgh Steelers	14
Philadelphia Eagles	12
Denver Broncos	12

PLAYOFF WINNING PERCENTAGE SINCE 1994

TEAM	W	L	PCT.
New England Patriots	25	13	.658
Baltimore Ravens	15	8	.652
N.Y. Giants	10	6	.625
Denver Broncos	14	9	.609
Pittsburgh Steelers	18	12	.600
St. Louis Rams	6	4	.600
New Orleans Saints	7	5	.583



ROBERT KRAFT

Chairman & CEO

ESTABLISHING A WINNING TRADITION

Kraft's winning percentage with the Patriots (.684) since taking over the team in 1994 is the highest among all owners/ownership groups with at least 200 wins (regular and postseason) with one team. He is just one of five owners with at least 200 wins and a winning percentage over .600.

OWNER	TEAM	YEARS	WINNING PCT.
Robert Kraft	Patriots	1994-present	.687
Eddie DeBartalo, Jr.	49ers	1977-1999	.636
Clint Murchison, Jr.	Cowboys	1960-1983	.634
Pat Bowlen	Denver	1984-present	.614
Joe Robbie	Dolphins	1966-1989	.609

ALL-TIME POSTSEASON WINS BY AN OWNER

Robert Kraft has 25 career postseason wins, which is the third-most in NFL history.

WINS	OWNERSHIP
34	The Rooney Family, Pittsburgh (1933-present)
32	Green Bay Packers (1919-present)
25	Robert Kraft, New England (1994-present)
24	the Mara Family, N.Y. Giants (1925-present)
22	Eddie DeBartalo, Jr., San Francisco (1977-1999)
21	Al Davis, Oakland/Los Angeles (1972-2011)
21	Bowlen Family, Denver (1984-present)

QB STABILITY

Since 1994, the Patriots have had 15 quarterbacks on their active roster. Of this group, only four quarterbacks have started a regular-season or post-season game for the club, the fewest total of any team in the NFL. Only Drew Bledsoe and Tom Brady have started on Opening Weekend for New England.

Team	Starting QBs since 1994	Opening Day QBs since 1996
New England	5	3
Green Bay	5	2
N.Y. Giants	7	6
Pittsburgh	12	7
San Diego	12	6
Houston**	13	5
Indianapolis	13	4
Cincinnati	13	7
New Orleans	14	6
Seattle	15	6
Carolina	15	7
Kansas City	15	7
Jacksonville	16	8
Atlanta	16	6
Detroit	17	7
Denver	18	7
Buffalo	18	10
San Francisco	18	8
Tennessee	18	7
Tampa Bay	18	10
Philadelphia	18	10
Baltimore*	19	9
N.Y. Jets	19	8
Miami	20	8
Minnesota	21	11
Washington	21	11
Dallas	22	6
Arizona	23	11
Los Angeles	23	8
Chicago	25	8
Oakland	25	11
Cleveland	29	14

* Since 1996
** Since 2002

A MODEL OF CONSISTENCY

With Bill Belichick in his 17th season as head coach, the Patriots have had just three head coaches since 1994, the fewest number by far of any AFC East team.

AFC EAST TEAM	HEAD COACHES SINCE 1994
New England	3
N.Y. Jets	8
Buffalo	9
Miami	11

COACHING CONSISTENCY

Since Kraft took ownership of the team in 1994, the Patriots have had just three head coaches - Bill Parcells (1994-1996), Pete Carroll (1997-1999) and current head coach Bill Belichick (2000-present). The only team with fewer head coaches since 1994 is the Pittsburgh Steelers, who have had two - Bill Cowher (1992-2006) and Mike Tomlin (2007-present).

TEAM	HEAD COACHES SINCE 1994
Pittsburgh	2
New England	3
Baltimore Ravens*	3

* Since 1996

NFL Average of new head coaches per team since 1994	Patriots
6.3	3

MILESTONE WIN FOR KRAFT

The victory over the New York Jets (12/21/14) was the 250th win under Robert Kraft. His 250 wins in his first 368 total games tied Chicago's George Halas for the fastest an owner has reached 250 victories.

CONTINUITY BREEDS SUCCESS

New England is the second team (1970s Pittsburgh Steelers) in NFL history - and first in 35 years - to win four Super Bowls with the same owner (Robert Kraft), head coach (Bill Belichick) and quarterback (Tom Brady).

KRAFT PRODUCES MORE WINS THAN EVERY OTHER PATRIOTS OWNER COMBINED

The Patriots have 269 wins overall under Robert Kraft. He has produced more victories than every other Patriots owner combined. Under Kraft, the Patriots are 269-124 overall since he purchased the team in 1994. Kraft's predecessors in the owner's office went 225-276-9 in the 34 years prior to his purchase of the team.



BACK TO THE FIRST TIME

SEPTEMBER 23, 1960


The Patriots and Bills share a history dating back over 55 years when they kicked off against each other for the first time in regular season action at Nickerson Field in Boston, Mass.

The Bills will travel to New England to take on the Patriots this week for almost the 60th time in the teams' histories, but in comparison to the first time the Pats and Bills clashed in Massachusetts, things may look a bit different. The very first time the Patriots met Buffalo in regular season action was on September 23, 1960. At the time, they were known as the Boston Patriots and called home to Nickerson Field, located on the campus of Boston University. The Bills bested the Patriots 13-0 in that September 1960 matchup but since then, the teams have gone on to kick off against each other in over 110 regular season contests, taking place in eight different stadiums over the course of more than 55 years. Here's a look at some of the stages that have played host to Bills and Patriots matchups over the years.

Foxboro Stadium, Foxboro, Mass.



Harvard Stadium, Boston, Mass.



Gillette Stadium, Foxboro, Mass.



Fenway Park, Boston, Mass.

STADIUMS TO HOST BILLS-PATRIOTS MATCHUPS OVER THE YEARS

Nickerson Field – Boston, Mass.

War Memorial Stadium – Buffalo, N.Y.

Fenway Park – Boston, Mass.

Alumni Stadium – Chestnut Hill, Mass.

Harvard Stadium – Boston, Mass.

Schaefer/Sullivan/Foxboro Stadium – Foxboro, Mass.

Rich Stadium/Ralph Wilson Stadium – Orchard Park, N.Y.

Gillette Stadium – Foxboro, Mass.



Patriots Plan to Celebrate 15th Anniversary of the 2001 Super Bowl Season

PATRIOTS ANNOUNCE SERIES OF INITIATIVES THROUGHOUT 2016 SEASON

The New England Patriots will introduce a series of initiatives throughout the 2016 season to celebrate the 15th anniversary of the 2001 Super Bowl Championship team. The season-long celebration kicked off with a special content series that gives fans the opportunity to relive that magical season. The weekly features will run throughout the 2016 season and culminate on Dec. 4 with a special reunion of the 2001 team during a halftime ceremony of the Patriots game against the Los Angeles Rams at Gillette Stadium.

The Patriots claimed the first Super Bowl championship in its 42-year history on Feb. 3, 2002, with a 20-17 win over the St. Louis Rams in Super Bowl XXXVI in New Orleans.

The drama of Super Bowl XXXVI rivaled any pro football championship game up to that point. It began with the Patriots, much to the surprise of the TV broadcasters, choosing to be introduced as a team rather than the traditional introduction of individual players. The Patriots then went on to capture its first world championship in thrilling fashion over the heavily favored Rams, as Super Bowl XXXVI was the first to ever be won on the game's final play.

Fans will relive the moments that made 2001 so special through the following Patriots content:

VIDEO VIGNETTES

The Patriots will launch a series of video vignettes on the Patriots Twitter (@Patriots) and Facebook (New England Patriots) accounts as well as on the team's website (www.patriots.com). The vignettes will feature key stories from the 2001 season, including the Tom Brady/Drew Bledsoe debate, the infamous Snow Bowl game against the Oakland Raiders in the AFC Divisional playoffs and the events surrounding Super Bowl XXXVI in New Orleans.



(From Right to Left) ESPNBoston's Mike Reiss, The Hall at Patriot Place's Bryan Morry, the Boston Herald's Ron Borges, CSNNE's Tom Curran and Patriots play-by-play voice Bob Socci discuss highlights from the 2001 season.

THE HALL AT PATRIOT PLACE

The Hall at Patriot Place presented by Raytheon will have a special exhibit dedicated to the 2001 season beginning in the fall. The exhibit will feature artifacts and images from the 2001 season.



PATRIOTS ALL-ACCESS

The Emmy Award-winning TV show, "Patriots All-Access," will feature "Where Are They Now" segments with many of the key players from that championship team, including Richard Seymour and Lawyer Milloy. Also included in the show will be "Remember When" videos of the 13 best memories from the 2001 season.

PATRIOTS FOOTBALL WEEKLY

Patriots Football Weekly, the official newspaper of the New England Patriots, will run season-long posters of images from the 2001 season.





PATRIOTS

Team Notes



DIVISIONAL DOMINANCE

The New England Patriots own a 72-21 (.774) record in regular-season AFC East games since the beginning of the 2001 season, compiling the best intra-division record of any team in the NFL.

NFL'S TOP DIVISIONAL RECORDS SINCE 2001

Team	W	L	T	Pct.
New England	72	21	0	.774
Indianapolis	67	25	0	.728
Green Bay	65	28	1	.697
Pittsburgh	65	30	0	.684

AFC EAST DIVISIONAL RECORDS SINCE 2001

Team	W	L	T	Pct.	Div. Titles	Years
New England	72	21	0	.774	13	2001, 03-07, 09-15
N.Y. Jets	44	49	0	.473	1	2002
Miami	37	56	0	.398	1	2008
Buffalo	34	59	0	.366	0	-

The New England Patriots have won 12 division titles and have 12 playoff berths since realignment in 2002, most in the NFL.

MOST DIVISION TITLES SINCE 2002 REALIGNMENT

Team	Division Titles	Playoff Berths
New England	12	12
Indianapolis	9	12
Green Bay	8	11
Pittsburgh	6	9
Philadelphia	6	8

ROAD WARRIORS

Since the start of the 2000 season, the Patriots have the best regular-season road record in the NFL.

TEAM	RECORD	PCT.
New England	84-45	.651
Philadelphia	79-49-1	.616
Indianapolis	77-52	.597
Pittsburgh	74-56	.569

DECADE OF DOMINANCE

The Patriots regular-season record of 137-42 (.765) over the past 10 seasons is the best in the NFL. Over the past 10 years, only five NFL teams have posted a winning percentage of .600 or better. The Patriots are the only team over .700.

BEST RECORDS SINCE 2005

Team	W	L	T	Pct.
New England	137	42	0	.765
Indianapolis	119	60	0	.665
Pittsburgh	113	66	0	.631
Green Bay	110	68	1	.617
Denver	110	69	0	.615
Baltimore	104	75	0	.581
Seattle	103	76	0	.575
San Diego	102	77	0	.570

WINNING THE CLOSE ONES

Since 2001, the New England Patriots own the NFL's best record (including postseason) in games decided by three points or fewer. The Patriots are the only team with a winning percentage above .700 in those games. New England is 7-2 in those close games in the playoffs, the only defeats are a 17-14 loss to the N.Y. Giants in Super Bowl XLII and a 20-18 loss in the 2014 AFC Championship game at Denver.

BEST RECORD IN GAMES DECIDED BY 3 POINTS OR FEWER (SINCE 2001; Playoffs Included)

Team	W	L	T	Win Pct
New England Patriots	39	16	0	.709
Indianapolis Colts	40	18	0	.689
Denver Broncos	34	22	0	.607
Chicago Bears	29	20	0	.592
Atlanta Falcons	34	25	1	.575

THE GREAT EIGHT

The Patriots have the most overall wins among the original eight AFL teams.

OVERALL VICTORY TOTAL OF ORIGINAL AFL TEAMS (REGULAR AND POSTSEASON)

TEAM	W	L	T
New England Patriots	494	400	9
Denver Broncos	482	405	10
Oakland Raiders	471	416	11

A DOZEN W'S

The Patriots have won at least 12 games 10 times in team history, including six straight from 2010-15. San Francisco owns the NFL record with thirteen 12-win seasons since the NFL merger.

MOST CONSECUTIVE 12-WIN SEASONS SINCE 1970 MERGER

Indianapolis Colts	7 (2003-09)
New England Patriots	6 (2010-15)
Dallas Cowboys	4 (1992-95)

12-WIN SEASONS SINCE 1970 MERGER

1. San Francisco	13
2. Dallas	11
3. Denver	11
4. New England	10
5. Pittsburgh	9
6. Indianapolis	8

PROTECTING THE BALL

Since 2008, the Patriots lead the NFL with 50 games without turning the ball over. The Patriots are 45-5 in those games.

ZERO TURNOVER GAMES (SINCE 2008)

Rk	Team	Zero-Turnover Games
1.	New England	50
2.	Green Bay	46
3.	San Francisco	43
4.	Kansas City	41
5.	Baltimore	36

BOUNCE BACK PATS

Since the beginning of 2003, the Patriots are 39-6 (.867) in regular-season games following a loss. They have dropped back-to-back regular season games in 2006, 2009, 2011, 2012 and 2015 (twice). As a starter in his career, Tom Brady is 41-10 in games following a loss.



PATRIOTS

Team Notes

STELLAR INTER-CONFERENCE RECORD

The New England Patriots own a 46-11 (.807) record vs. NFC teams since re-alignment in 2002, the best inter-conference record in the NFL during that time.

NFL'S BEST INTER-CONFERENCE RECORD SINCE 2002

Team	W	L	T	Pct.
New England	46	11	0	.807
Pittsburgh	39	18	1	.681
Indianapolis	36	21	0	.632
Denver	35	22	0	.614
Baltimore	34	22	0	.607
Cincinnati	34	20	2	.625



STINGY DEFENSE SHINES AGAIN

The Patriots defense allowed 19.7 points per game in 2015, marking the 10th season since 2001 that the team kept opponents under 20 points per game, tied with Baltimore and Pittsburgh for the most in the NFL over that span.

SEASONS ALLOWING 20 POINTS PER GAME OR FEWER SINCE 2001

Team	Seasons	Years
New England	10	2001, 2003-04, 2006-10, 2014-15
Baltimore	10	2001, 2003-06, 2008-11, 2014
Pittsburgh	10	2001, 2004-08, 2010-12, 2015
Miami	8	2001-03, 2005-06, 2008, 2011-12

MOST SACKS UNDER BELICHICK

The Patriots recorded 49 sacks in 2015, the sixth-most in team history.

MOST SINGLE SEASON SACKS IN PATRIOTS HISTORY

1. Boston Patriots, 1963	66
2. New England Patriots, 1977	58
3. New England Patriots, 1979	57
4. New England Patriots, 1984	55
5. New England Patriots, 1985	51
6. New England Patriots, 2015	49

Bold & Highlighted- NFL leader

UNDEFEATED MONTHS

The Patriots finished the month of September with a 3-0 record for their 22nd undefeated since the 2000 season, the most in the NFL during that time period. Indianapolis is second with 15 undefeated months during that time.

PATRIOTS UNDEFEATED MONTHS SINCE THE 2000 SEASON (NOT INCLUDING JANUARY)

2001 - December
2003 - October, November, December
2004 - September, November
2005 - December
2006 - October
2007 - September, October, November, December
2008 - December
2010 - October, December
2011 - December
2012 - November
2013 - September
2014 - October
2015 - September, October
2016 - September



RED HOT RED ZONE

New England's offense strung together a lot of long drives in 2015. The Patriots finished second to Arizona and Carolina with 61 red-zone possessions and second with 334 points. The Patriots best production in the red zone under Bill Belichick was in 2007 and 2011 with 72 red zone possessions.

NFL TEAM OFFENSE INSIDE THE 20

Team	Poss.	TD	FG	Pts.
Arizona	63	38	22	327
Carolina	63	43	16	346
New England	61	40	18	334
Cincinnati	58	38	12	302

TAKING CARE OF BALL PAYS OFF

Since 2002, the Patriots are an NFL-best 105-15 when throwing no interceptions.

TEAM	GAMES WITH 0 INTS	W-L-T	WIN PCT.
New England	120	105-15-0	.875
Kansas City	110	69-41-0	.627
San Francisco	103	74-28-1	.723
Jacksonville	100	60-40-0	.600
Philadelphia	100	72-28-0	.720
Indianapolis	99	83-16-0	.838
San Diego	96	71-25-0	.740
Baltimore	93	78-15-0	.839
Denver	92	73-19-0	.793
Tennessee	90	65-25-0	.722

SCORING PACE

The Patriots finished third in the NFL with 465 points in 2015, the sixth most in team history. The Patriots finished third in the NFL with 52 touchdowns in 2015, tied for the fifth-most in team history.

MOST PATRIOTS TD/SEASON	MOST PATRIOTS PTS /SEASON
75 in 2007	589 in 2007
67 in 2012	557 in 2012
65 in 2010	518 in 2010
61 in 2011	513 in 2011
52 in 2014	468 in 2014
52 in 2015	465 in 2015
52 in 1980	444 in 2013
52 in 1961	
50 in 2009	



PATRIOTS

Team Notes

PROLIFIC COMBINATION

64

Rob Gronkowski and Tom Brady have connected on 64 touchdown passes, the second-most touchdown connections between a quarterback and a tight end in NFL history.

Quarterback	Tight End	Team	TD Connections
Philip Rivers	Antonio Gates	San Diego	78
Tom Brady	Rob Gronkowski	New England	64
Drew Brees	Jimmy Graham	New Orleans	51
Drew Bledsoe	Ben Coates	New England	45
Peyton Manning	Dallas Clark	Indianapolis	44
Sonny Jurgensen	Jerry Smith	Washington	43
Dan Fouts	Kellen Winslow	San Diego	41
John Elway	Shannon Sharpe	Denver	41
Ben Roethlisberger	Heath Miller	Pittsburgh	41

TOP-10 TEAM

The Patriots offense (4th) and defense (9th) both finished in the Top 10 in 2015. The last time the Patriots offense and defense finished in the top 10 in the same season was 2008 when the offense finished No. 5 and the defense No. 10.

PATRIOTS SEASONS WITH A TOP 10 OFFENSE AND TOP 10 DEFENSE (SINCE 1970 MERGER)

2015	Offense-6	Defense-9
2008	Offense-5	Defense-10
2007	Offense-1	Defense-4
2004	Offense-7	Defense-9
1985	Offense-9	Defense-7
1980	Offense-10	Defense-8
1979	Offense-8	Defense-3
1978	Offense-1	Defense-9

RECORD SCORING STREAK

The Patriots set an NFL record by scoring in 38 consecutive quarters from Week 1 to Week 11 in 2015.

THE MOST CONSECUTIVE REGULATION QUARTERS WITH AT LEAST ONE POINT:

Team	Year(s)	Consec. quarters with points scored
New England	2015	38
St. Louis	1999-2000	31
Indianapolis	2005	31
New England	1993-94	27
Kansas City	2002	27
Oakland	2002	27

RUSH TO VICTORY

Since 2000, New England is 43-1 in the regular season when a Patriot eclipses 100 yards rushing. The only loss during the Bill Belichick era came at Miami on Dec. 20, 2004, when Corey Dillon rushed for 121 yards on 26 carries and the Patriots lost to the Dolphins, 29-28. Since then, New England is 29-0 with a 100-yard rusher.

PATRIOTS

*The 2015 Patriots matched the Oakland Raiders (1973-1977) as only the second team in NFL history to advance to five straight conference championship games.

*The Patriots have won seven straight division titles (2009-15) to match the Los Angeles Rams (1973-79) for the most consecutive division titles in NFL history.



PATRIOTS

Notes of Interest

TEAM

PATRIOTS 2016 CAPTAINS

The Patriots 2016 team captains were elected by their teammates.

OFFENSE

★ TE Rob Gronkowski

DEFENSE

★ LB Dont'a Hightower and DB Devin McCourty

SPECIAL TEAMS

★ Matthew Slater

McCourty and Slater were elected captains for a sixth time, while Gronkowski and Hightower are first-time team captains.

SEVEN STRAIGHT TITLE

The Patriots have won seven straight AFC East titles, the longest streak in AFC East history. The Patriots have won 13 of the last 15 division crowns and join the Los Angeles Rams (7: 1973-79) for the most consecutive division titles.

MOST CONSECUTIVE DIVISION TITLES

Team	Division	Titles	Years
New England Patriots	AFC East	7	2009-15
Los Angeles Rams	NFC West	7	1973-79
Pittsburgh Steelers	AFC Central	6	1974-79
Minnesota Vikings	NFC Central	6	1973-78
Dallas Cowboys	NFL Capitol/NFC East	6	1966-71
Cleveland Browns	American/Eastern Conf.	6	1950-55
New England Patriots	AFC East	5	2003-07
Denver Broncos	AFC West	5	2011-15
Indianapolis Colts	AFC South	5	2003-07
Dallas Cowboys	NFC East	5	1992-96
San Francisco 49ers	NFC West	5	1986-90
Chicago Bears	NFC Central	5	1984-88
Oakland Raiders	AFC West	5	1972-76

SUCCESS WITH BALL SECURITY

In 2014, the Super Bowl champion Patriots and the NFC North champion Packers had only 13 giveaways, tied for the third fewest giveaways in a 16-game season in NFL history. The 2015 Patriots had the fewest giveaways in the NFL with 14. The Patriots are one of seven teams to have as few as 14 turnovers in a 16-game season, joining: Seattle (2014), Indianapolis (2013), Washington (2012), Green Bay (2011), Kansas City (2010) and the New York Giants (1990).

FEWEST GIVEAWAYS IN 16-GAME SEASON

2011 San Francisco	10
2010 New England	10
2014 Green Bay	13
2014 New England	13
2008 Miami	13
2008 New York Giants	13

BILL BELICHICK

WINNING SEASONS

Belichick (15 straight winning seasons) has the second-most consecutive winning seasons all time, trailing only Tom Landry with 20.

MOST CONSEC. DIVISION TITLES

Bill Belichick is the first NFL coach to lead his team to seven consecutive division titles. Paul Brown (1950-55), Tom Landry (1966-71), Bud Grant (1973-78) and Chuck Noll (1974-79) led their teams to six straight titles.

NFL COACHES WITH THE MOST CONSECUTIVE DIVISION TITLES

Head Coach	Teams	Consecutive Division Titles
Bill Belichick	Patriots	7 (2009-2015)
Paul Brown	Cleveland	6 (1950-1955)
Tom Landry	Dallas	6 (1966-1971)
Bud Grant	Minnesota	6 (1973-1978)
Chuck Noll	Pittsburgh	6 (1974-1979)

POSTSEASON SUCCESS

Belichick (23 playoff wins) passed Tom Landry (20) for the most postseason wins as a head coach.

MOVING ON UP

Belichick (249 overall career wins) moved past Curly Lambeau (229) for sole possession of fourth place on the NFL's all-time list.

CAREER WINS

Bill Belichick has 226 career regular-season wins, tied for fourth all-time in NFL history.

HEAD COACH	CAREER WINS
Don Shula	328
George Halas	318
Tom Landry	250
Bill Belichick	226
Curly Lambeau	226

TOM BRADY

RECORD TITLE HOLDER

Tom Brady earned his NFL record 13th division championship in 2015.

QUARTERBACK CAREER DIVISION TITLES

Tom Brady	13
Peyton Manning	12
Joe Montana	9
Brett Favre	8
Terry Bradshaw	7
John Elway	7



PATRIOTS

Notes of Interest

MOST CONSEC. DIV. TITLES

Tom Brady set an NFL record by leading the Patriots to their seventh straight division title.

NFL RECORD FOR MOST CONSECUTIVE DIVISION TITLES BY A STARTING QB

Player	Team	Consecutive Division Titles
Tom Brady	Patriots	7 (2009-2015)
Terry Bradshaw	Steelers	6 (1974-1979)
Fran Tarkenton	Vikings	6 (1973-1978)

TOUCHDOWN TOM

Brady is fourth all-time with 428 career touchdowns, and is one of five NFL players to reach 400 touchdown passes.

300-YARD GAMES

Brady is third all-time with 71 career 300-yard passing games. Drew Brees (98) and Peyton Manning (93) are the only quarterbacks in front of him.

30 TD PASSES

Brady (36) reached 30 touchdown passes in 2015 and is just the fourth player in NFL history with at least 30 or more touchdown passes in six seasons. His 36 touchdowns led the NFL in 2015.

4,000-YARD PASSING SEASON

Brady (4,770) reached 4,000 passing yards in 2015. It is his eighth 4,000-yard season to join Peyton Manning (14) and Drew Brees (10) as the only players with at least 10 4,000-yard seasons.

PLAYER OF THE WEEK

Brady (25) needs two more AFC Offensive Player of the Week honors to tie Peyton Manning (27) for the most player of the week honors in NFL history.

12-WIN SEASONS

Since entering the NFL in 2000, Tom Brady's teams have reached 12 regular-season wins in 10 different seasons, second all-time, behind Peyton Manning.

STARTING QB'S WITH THE MOST 12-WIN REGULAR SEASONS IN NFL HISTORY

PLAYER	SEASONS
Peyton Manning	12
Tom Brady	10
Brett Favre	6
John Elway	4
Jim Kelly	4

STEPHEN GOSTKOWSKI

KICKING INTO THE RECORD BOOKS

Gostkowski became the Patriots all-time scoring leader, passing Adam Vinatieri (1,158), with a 35-yard field goal vs. Miami (12/14/14).

PATRIOTS ALL-TIME LEADING SCORERS

1. Stephen Gostkowski	1,357
2. Adam Vinatieri	1,158
3. Gino Cappelletti	1,130
4. John Smith	692
5. Tony Franklin	442

NFL SCORING LEADER

Stephen Gostkowski led the NFL with 151 points in 2015, the ninth highest total in NFL history. He is the first NFL player to have four seasons of 150 or more points - 158 in 2013, 156 in 2014, 153 in 2012 and 151 in 2015.

ROB GRONKOWSKI

GRONK REACHES 1,000

Gronkowski (1,176) reached 1,000 receiving yards for the third time in his career in 2015. He is the sixth NFL tight end with at least three career 1,000 yard seasons.

FIRST WITH 5

Gronkowski became the first tight end in NFL history to have five seasons with 10 or more touchdowns after reaching double-digit touchdowns in 2015.

NFL TIGHT ENDS WITH MOST 10-PLUS TOUCHDOWN SEASONS

Rob Gronkowski	5-2010 (10), 2011 (18), 2012 (11), 2014 (11), 2015 (11)
Antonio Gates	4
Tony Gonzalez	3
Jimmy Graham	3
Dallas Clark	2
Vernon Davis	2
Shannon Sharpe	2
Wesley Walls	2
Julius Thomas	2



PATRIOTS

Sustaining Success

PATRIOTS ARE MOST FREQUENT SUPER BOWL TEAM OVER LAST 32 YEARS

The Patriots have won eight conference championships since the 1984 season and have more conference titles than any other team over the last 32 years (since 1984). Additionally, the Patriots' seven conference titles over the last 27 years are two more than the next closest team and New England's six conference titles over the last 17 years are more than any other team.

Most Super Bowl Wins in Last 12 Seasons (2004-2015)

New England	2
Pittsburgh	2
N.Y. Giants	2
6 Other Teams	1

Most Super Bowl Wins in Last 22 Seasons (1994-2015)

New England	4
Denver	3
Pittsburgh	2
Green Bay	2
N.Y. Giants	2
Baltimore	2
7 Other Teams	1

Most Super Bowl Wins in Last 32 Seasons (1984-2015)

New England	4
N.Y. Giants	4
San Francisco	4
Dallas	3
Denver	3
4 Other Teams	2
6 Other Teams	1

Most Conference Championships in Last 9 Seasons (2007-2015)

New England	3
Denver	2
Pittsburgh	2
N.Y. Giants	2
Seattle	2
7 Other Teams	1

Most Conference Championships in Last 12 Seasons (2004-2015)

New England	4
Pittsburgh	3
Seattle	3
Denver	2
Indianapolis	2
N.Y. Giants	2
8 Other Teams	1

Most Conference Championships in Last 17 Seasons (1999-2015)

New England	6
Pittsburgh	3
N.Y. Giants	3
Seattle	3
5 other teams	2

Most Conference Championships in Last 22 Seasons (1994-2015)

New England	7
Pittsburgh	4
Denver	4
Green Bay	3
N.Y. Giants	3
Seattle	3
5 Other Teams	2

Most Conference Championships in Last 27 Seasons (1989-2015)

New England	7
Denver	5
Buffalo	4
N.Y. Giants	4
Pittsburgh	4
3 Other Teams	3

Most Conference Championships in Last 32 Seasons (1984-2015)

New England	8
Denver	7
N.Y. Giants	5
San Francisco	5
Buffalo	4
Pittsburgh	4
3 Other Teams	3

WHAT HAVE YOU DONE FOR ME LATELY?

Since the 2011 season, the Patriots have maintained their spot atop the NFL in terms of regular season winning percentage and regular season points scored. Since the beginning of the 2011 season, the Patriots have the NFL's highest winning percentage and scored the most points in the NFL. The Patriots also have the NFL's second highest winning percentage since 2012 and have scored the most points since 2012.

HIGHEST WINNING PERCENTAGE SINCE 2011

TEAM	W	L	T	PCT.	PF	PA
New England	64	19	0	.771	2528	1684
Denver	61	22	0	.735	2317	1785
Green Bay	58	24	1	.705	2339	1861
Seattle	55	28	0	.663	2019	1359
Cincinnati	53	29	1	.645	2005	1646
Pittsburgh	51	31	0	.620	1964	1664
San Francisco	50	33	1	.602	1800	1584
Carolina	48	34	1	.584	2044	1785

HIGHEST WINNING PERCENTAGE SINCE 2012

TEAM	W	L	T	PCT.	PF	PA
Denver	53	14	0	.791	2008	1395
New England	51	16	0	.761	2015	1342
Seattle	48	19	0	.716	1698	1044
Cincinnati	44	22	1	.664	1661	1323
Green Bay	43	23	1	.649	1779	1502
Carolina	42	24	1	.634	1638	1356
Indianapolis	42	25	0	.627	1620	1595
Arizona	40	27	0	.597	1507	1356
Pittsburgh	39	28	0	.582	1639	1437

HIGHEST WINNING PERCENTAGE SINCE 2013

TEAM	W	L	T	PCT.	PF	PA
Denver	40	11	0	.784	1527	1106
New England	39	12	0	.765	1458	1011
Seattle	37	14	0	.725	1286	799
Carolina	35	15	1	.696	1281	993
Arizona	35	16	1	.686	1257	999
Cincinnati	34	16	0	.676	1270	1003
Kansas City	33	18	0	.647	1257	922

MOST POINTS SCORED SINCE 2011

Team	Points
New England	2528
Green Bay	2339
Denver	2317
New Orleans	2310
Carolina	2044
Philadelphia	2061
Cincinnati	2005
Seattle	2019
Dallas	2003

MOST POINTS SCORED SINCE 2012

Team	Points
New England	2015
Denver	2008
Green Bay	1779
New Orleans	1763
Seattle	1698
Cincinnati	1661
Philadelphia	1665
Carolina	1638

MOST POINTS SCORED SINCE 2013

Team	Points
Denver	1527
New England	1458
Philadelphia	1385
Green Bay	1346
Pittsburgh	1300
New Orleans	1302
Seattle	1286
Cincinnati	1270



INSIDE

The Numbers

BY THE NUMBERS

4

Stephen Gostkowski executed a successful onside kick vs. Washington (11/08/15) and vs. Philadelphia (12/06/15). It was his third (Cleveland - 12/08/13 and the fourth in team history. The first came when Jim Lee Hunt recovered a Gino Cappelletti kick at the end of the first half in a 26-10 win vs. the NY Jets (9/27/64).

4

The 2015 Patriots were the fourth defending Super Bowl Champion to start the season with a record of 10-0 or better, joining Green Bay (2011;13-0), Denver (1998;13-0) and San Francisco (1990;10-0).

5

Rob Gronkowski had five 100-yard games in 2015. The NFL record for most 100-yard games by a tight end in a season is six by Tony Gonzalez (2004 and 2000) and Jimmy Graham (2013). Gronkowski also had five in 2011.

5

The Patriots became the first team in NFL history in 2014 to earn five straight first-round byes and extended that record with their sixth straight bye in 2015. Dallas and San Francisco earned four straight byes from 1992 through 1995 and Denver earned four straight from 2012-2015.

7

The Patriots and Green Bay Packers are the only teams that have made the playoffs in each of the last seven seasons (2009-2015).

13

The Patriots have now had at least one rookie free agent make the team in 13 straight seasons (D.J. Foster and Jonathan Jones), the second-longest streak to 17 by Indianapolis.

14

The Patriots are 14-0 when C David Andrews makes a start (11-0 in 2015 and 3-0 in 2016).

15

The Patriots have gone 15 straight seasons without being swept by a division opponent after beating each of the AFC East teams in 2015, extending the longest such streak since the 1970 NFL merger.

16

The Patriots have scored in the final possessions of the first half and the opening possession of the second half 16 times since 2009, first in the NFL. New Orleans is second with 14 such scoring drives.

22

The Patriots have won 22 straight home games against non-division AFC opponents. Their last loss to a non-division AFC team was a 33-10 loss vs. Pittsburgh on Nov. 30, 2008.

22

Following a perfect 3-0 record in September in 2016, the Patriots now have 22 undefeated months since 2000, the most in the NFL. Indianapolis is second with 15.

43-1

Since 2000, the Patriots are 43-1 when a Patriots player eclipses 100 yards rushing. The only loss during the Bill Belichick era was on Dec. 20, 2004 in a 29-28 Miami win. Since then, the Patriots are 29-0 with a 100-yard rusher.

46-11

Since realignment in 2002, the Patriots have the best inter-conference record in the NFL.

57

Stephen Gostkowski tied a team record with a 57-yard field goal at Dallas on Oct. 11, 2015.

64

Rob Gronkowski and Tom Brady have connected on 64 touchdown passes. It is the second-most connections between a quarterback and a tight end in NFL history and is eighth overall.

83

The Patriots have won 83 straight home games when leading at halftime, adding to their NFL record. The last time the Patriots lost at home after leading at halftime was on Dec. 24, 2000, vs. Miami when they lost 27-24 after leading 21-17 at halftime.

115

RB James White had a career-best 10 rec. for 115 yards vs. Philadelphia (12/06/15). His 115 yards were the fourth best for a RB in Pats history and his 10 rec. tied for fifth-most by a Pats RB.

TOM BRADY BY THE NUMBERS

6

Brady won his sixth conference title to pass John Elway (5) for most Super Bowl appearances by a quarterback and matched DL Mike Lodish for the most Super Bowls played. Lodish played in six (four with Buffalo and two with Denver).

TOM BRADY BY THE NUMBERS (continued)

4

Brady joined Terry Bradshaw and Joe Montana as the only QBs with four Super Bowl wins. Only Hall of Fame DL Charles Haley (5) has more in NFL history.

6

Brady now has six seasons with 30 or more touchdown passes.

10

Brady played in his 10th conference championship game in 2015 to match Gene Upshaw and George Blanda for the most conference championship game appearances.

13

The number of division championships won by Tom Brady, the most division titles ever by a quarterback. Peyton Manning is second with 12.

16

Brady set a Super Bowl record with 16 straight pass completions in Super Bowl XLVI vs. the New York Giants.

19

The longest streak of consecutive pass completions by Brady in a regular season game (Sept. 10, 2015 vs. Pittsburgh), a team record.

92.0

The percent of quarterback keepers converted by Brady (103 of 112) for first downs (77-of-82 on third-and-2 or less and 26-of-30 on fourth-and-2 or less).

172

Brady has 172 career regular-season wins with the Patriots, the most wins by a starting quarterback with one team. Brett Favre is second with 160 with Green Bay.

THE KRAFT ERA

4

The number of Super Bowl championships the Patriots have won since Robert Kraft purchased the team in 1994. That mark is the highest total in the NFL over that span.

7

The number of conference championships the Patriots have won since Robert Kraft purchased the team in 1994, setting a new NFL record for most conference championships as an owner.

15

The number of division championships won by the Patriots since Kraft purchased the team in 1994.

17

The number of playoff seasons earned by the Patriots in the 22 seasons since Robert Kraft purchased the team.

38

The number of playoff games the Patriots have appeared in since 1994, the most in the NFL. Green Bay has the second most with 33.

243

The number of consecutive home games that have been sold out, including all playoff and preseason games dating back to the 1994 season opener.

269

The number of games the Patriots have won since Robert Kraft purchased the franchise in 1994. Prior to Kraft's ownership, the team had won 225 total games in its entire 34-year history from 1960-93.

THE BELICHICK ERA

4

Bill Belichick has won four Super Bowls as a head coach to match Chuck Noll for the most Super Bowl wins by a head coach in NFL history.

4

Bill Belichick is the first coach to lead his team to four 500-point seasons (2007, 2010-12).

4

Bill Belichick (249 wins) passed Curly Lambeau (229 wins) for sole possession of fourth place on the NFL wins list.

9

Super Bowl XLIX was Belichick's ninth Super Bowl overall, including six as a head coach and three as an assistant coach.


13

The number of 11-win seasons by Bill Belichick to tie Don Shula's 13.



BILL BELICHICK

NEWS & NOTES



22ND SEASON AS HEAD COACH • 42ND NFL SEASON

Overall Record: 249-123 (.669) • **Regular Season:** 226-113 (.667) • **Postseason:** 23-10 (.697)

With Patriots overall (2000-15): 212-78 (.731)

Super Bowl Titles: 6 (86, 90, 01, 03, 04, 14) • **Conf. Titles:** 9 (86, 90, 96, 01, 03, 04, 07, 11, 14)

Division Titles: 20 (75, 78, 86, 89, 90, 96, 98, 01, 03, 04, 05, 06, 07, 09, 10, 11, 12, 13, 14, 15)

Bill Belichick is the only head coach in NFL history to win three Super Bowl titles in a four-year span. He won more regular season games (123) and more games overall (136) during a 10-year stretch (2002-11) than any other coach in NFL history. In the 2007 season, Belichick led the Patriots to the fourth undefeated and untied regular season in NFL history and the first since the NFL established a 16-game schedule in 1978. His 42 consecutive years as an NFL coach are second in NFL history to 44 by Tennessee's Dick LeBeau.



AMONG THE GREAT

Bill Belichick has recorded 249 career wins, which is fourth in NFL history. Belichick owns a career winning percentage of .669, which is second all-time, behind George Halas (.682).

TOP WINNING PERCENTAGE AMONG HEAD COACHES WITH AT LEAST 160 WINS (INCL. POSTSEASON)

HEAD COACH	TEAM(S)	YEARS	W	L	T	PCT.
George Halas	CHI	1920-29, 33-41, 46-55, 58-67	324	151	31	.682
BILL BELICHICK	CLE/NE	1991-95, 00-15	249	123	0	.669
Don Shula	BAL/MIA	1963-95	347	173	6	.666
Curly Lambeau	GB/CHI/WAS	1921-53	229	134	22	.630

NOTE: Winning percentage calculated using current NFL rules, counting a tie as a half-win, half-loss.

MOVING ON UP

Bill Belichick is in fourth place on the NFL wins list with 249 career wins.

MOST WINS NFL COACHES

HEAD COACH	TEAM(S)	YEARS	W	L	T
Don Shula	BAL/MIA	1963-95	347	173	6
George Halas	CHI	1920-29, 33-41, 46-55, 58-67	324	151	31
Tom Landry	DAL	1960-88	270	178	6
BILL BELICHICK	CLE/NE	1991-95, 00-15	249	123	0
Curly Lambeau	GB/CHI/WAS	1921-53	229	134	22

NOTE: Winning percentage calculated using current NFL rules, counting a tie as a half-win, half-loss.

SUPER SUCCESS

Bill Belichick has won four Super Bowls, matching Chuck Noll for the most by a head coach. He is the only coach to win four Super Bowls in the post-1993 salary cap era.

MOST SUPER BOWL VICTORIES

HEAD COACH	TEAM	TITLES	SEASONS
Bill Belichick	New England	4	2001, 2003, 2004, 2014
Chuck Noll	Pittsburgh	4	1974, 1975, 1978, 1979
Joe Gibbs	Washington	3	1982, 1987, 1991
Bill Walsh	San Francisco	3	1981, 1984, 1988

NOTE: Sorted by most recent championship. Super Bowls have determined NFL champion since 1966.

MOST CONSEC. DIVISION TITLES

Bill Belichick is the first NFL coach to lead his team to seven consecutive division titles. Paul Brown (1950-55), Tom Landry (1966-71), Bud Grant (1973-78) and Chuck Noll (1974-79) led their teams to six straight titles.

NFL COACHES WITH THE MOST CONSECUTIVE DIVISION TITLES

Head Coach	Teams	Consecutive Division Titles
Bill Belichick	Patriots	7 (2009-2015)
Paul Brown	Cleveland	6 (1950-1955)
Tom Landry	Dallas	6 (1966-1971)
Bud Grant	Minnesota	6 (1973-1978)
Chuck Noll	Pittsburgh	6 (1974-1979)

ELITE COMPANY

Bill Belichick is one of five NFL head coaches to win four or more championships since the league began postseason play in 1933, but the only one to win three in four years. Belichick joined an exclusive club in which each of the four other members has been enshrined in the Pro Football Hall of Fame.

HEAD COACHES WITH FOUR OR MORE NFL TITLES (Listed alphabetically)

HEAD COACH	CHAMPIONSHIP TEAM(S)
Bill Belichick	Patriots (SB XXXVI, XXXVIII, XXXIX, XLIX)
George Halas	Chicago Bears (1921, 33, 40, 41, 46, 63)
Curly Lambeau	Green Bay Packers (1929, 30, 31, 36, 39, 44)
Vince Lombardi	Green Bay Packers (1961, 62, 65, SB I, II)
Chuck Noll	Pittsburgh Steelers (SB IX, X, XIII, XIV)

3X COACH OF THE YEAR

The Associated Press named Bill Belichick the NFL's Coach of the Year in 2010, the third time that Belichick earned the honor. He was also named Coach of the Year following the 2003 and 2007 seasons, joining Don Shula (4-time winner) and Chuck Knox as the only three-time winners.



BILL BELICHICK

NEWS & NOTES

CAREER MILESTONE FOR BELICHICK

Belichick (226) is just the sixth NFL head coach to reach 200 career regular-season victories, joining Don Shula (328), George Halas (318), Tom Landry (250), Curly Lambeau (226) and Marty Schottenheimer (200).

NUMBER OF GAMES TO 200 REGULAR-SEASON WINS

282 Don Shula
288 George Halas
300 Curly Lambeau
306 Bill Belichick
319 Tom Landry
327 Marty Schottenheimer

Head Coach	Teams	W-L-T (regular season)
Don Shula	Colts/Dolphins	328-156-6
George Halas	Bears	318-148-6
Tom Landry	Cowboys	250-162-6
Bill Belichick	Browns/Patriots	226-113-0
Curly Lambeau	Packers/Cardinals/Redskins	226-132-22

BETTER THAN AVERAGE

Bill Belichick has led the Patriots to 15 straight winning seasons (2001-2015), second all-time, behind 20 by Tom Landry (1966-85).

MOST CONSECUTIVE SEASONS WITH A WINNING RECORD

HEAD COACH	TEAM	YEARS
Tom Landry	Dallas	20 - 1966-1985
Bill Belichick	New England	15 - 2001-2015
Curly Lambeau	Green Bay	14 - 1934-1947
Curly Lambeau	Green Bay	12 - 1921-1932
George Halas	Chicago	10 - 1933-1942
John Madden	Oakland	10 - 1969-1978

10-WIN SEASONS

Bill Belichick has coached the Patriots to 13 straight seasons with 10 or more wins, adding to his NFL record streak. In 2011, Belichick became the first coach in NFL history with nine straight seasons with at least 10 victories. George Seifert has the second most consecutive 10-win seasons with eight from 1989-1996 for San Francisco.

11 ON 13

Bill Belichick tied Don Shula for most 11-win seasons in NFL history after leading the Patriots to 11 wins in 2015. Belichick has twelve 11-win seasons with New England and one with Cleveland

NFL HEAD COACHES WITH THE MOST 11-WIN SEASONS

Bill Belichick	13
Don Shula	13
Tom Landry	10

A DOZEN TIMES 10

Bill Belichick owns the NFL record among head coaches with 10 seasons of 12 or more wins.

NFL HEAD COACHES WITH THE MOST 12-WIN SEASONS

Head Coach	Team(s)	12-win Seasons
Bill Belichick	NE	10
Don Shula	BAL, MIA	8
Tony Dungy	IND	6
Tom Landry	DAL	6
Marty Schottenheimer	CLE, KC, SD	5

BELICHICK'S DIVISIONAL SUCCESS

HEAD COACHES WITH THE HIGHEST WINNING PERCENTAGE AGAINST DIVISION OPPONENTS (SINCE 1970 - MINIMUM 60 GAMES)

Head Coach	Teams	W-L-T	Win Pct.
Mike McCarthy	Green Bay	44-17-1	.718
George Allen	LA Rams, Washington	42-18-2	.700
Bud Grant	Minnesota	69-31-1	.688
Tom Landry	Dallas	101-46-0	.687
Bill Belichick	Cleveland/Patriots	89-44-0	.669
Marty Schottenheimer	CLE/KC/SD/WAS	95-51-0	.651

THE HEAD COACHES WITH THE MOST WINS AGAINST DIVISION OPPONENTS SINCE 1970

Head Coach	Teams	Wins vs. Div. Opponents
Don Shula	Miami	132
Tom Landry	Dallas	101
Dan Reeves	DEN/NYG/ATL	95
Marty Schottenheimer	CLE/KC/SD/WAS	95
Bill Belichick	CLE/Patriots	89

BELICHICK'S PATRIOTS RENAISSANCE

Once head coach Bill Belichick implemented his coaching design on the Patriots, his approach has given him the best record of any NFL head coach who has coached over 40 games since 2001 (including the postseason).

NFL COACHES' RECORDS SINCE 2001

COACH	TEAM	W	L	T	PCT.
Bill Belichick	New England	207	67	0	.755
Tony Dungy	Tampa Bay/Indianapolis	101	41	0	.711
Jim Harbaugh	San Francisco	49	22	1	.688
Bruce Arians	Arizona	36	18	0	.667
Bill Cowher	Pittsburgh	70	35	1	.665
Mike McCarthy	Green Bay	114	63	1	.643
Mike Tomlin	Pittsburgh	100	58	0	.633
Pete Carroll	Seattle	69	41	0	.630
John Harbaugh	Baltimore	90	56	0	.616
Chuck Pagano	Indianapolis	45	28	0	.616

ABOVE THE CENTURY MARK

Bill Belichick has an overall record of 249-122. He joins Don Shula and George Halas as the only coaches with 100 more wins than losses.

MOST WINS NFL COACHES

HEAD COACH	TEAM(S)	RECORD
Don Shula	BAL, MIA	347-173-6
George Halas	Chicago	324-151-31
Bill Belichick	CLE, NE	249-122-0

500+ FOR THREE STRAIGHT YEARS

Bill Belichick is the first head coach in NFL history to lead a team to three straight 500-point seasons (2010-12). The Patriots are the first franchise in NFL history to score 500 or more points in four seasons (2007-589, 2010-518, 2011-513 and 2012-557). St. Louis is the only other team to have done it three times (1999-526, 2000-540, 2001-503).

MANNING ON BELICHICK

Peyton Manning on Bill Belichick

"Coach Belichick is the best coach that I've ever competed against. I think it's safe to say he'll go down as the greatest NFL coach of all-time. His teams are always well-coached, always well-disciplined, and you know it's going to be a 60-minute fight. To me, that speaks to his coaching."



BILL BELICHICK

NEWS & NOTES

POSTSEASON PROWESS

BEST POSTSEASON RECORDS IN NFL HISTORY (minimum of 10 games)

COACH	TEAM(S)	W	L	PCT.
Vince Lombardi	GB/WAS	9	1	.900
Tom Flores	Oakland	8	3	.727
Bill Walsh	San Francisco	10	4	.714
Joe Gibbs	Washington	17	7	.708
Bill Belichick	CLE/NE	23	10	.697
Jimmy Johnson	DAL/MIA	9	4	.692

MOST POSTSEASON GAMES AS A HEAD COACH

HEAD COACH	GAMES
Tom Landry (Dallas)	36
Don Shula (Baltimore/Miami)	36
Bill Belichick (Cleveland/New England)	33

PLAYOFF SUCCESS

MOST PLAYOFF WINS BY AN NFL HEAD COACH

HEAD COACH	TEAM(S)	WINS
Bill Belichick	Cleveland Browns, NE Patriots	23
Tom Landry	Dallas Cowboys	20
Don Shula	Baltimore Colts, Miami Dolphins	19
Joe Gibbs	Washington Redskins	17
Chuck Noll	Pittsburgh Steelers	16

DIVISION TITLES RECORD

Bill Belichick guided the Patriots to the AFC East title in 2015. His 13 division titles are the most by a head coach since the 1970 merger. Don Shula is second with 11 division titles since the merger. Overall, Belichick's 13 division titles tie Shula and Tom Landry for the most division titles among all NFL head coaches.

FIRST WITH 14 WINS IN 4 SEASONS

Bill Belichick guided the Patriots to an NFL-best 14-2 record in 2010, becoming the first head coach ever to win at least 14 regular-season games in four separate seasons. Only four other coaches — San Francisco's George Seifert (3), Washington's Joe Gibbs (2), Chicago's Mike Ditka (2) and Miami's Don Shula (2) — have more than one 14-win season.

NINE SB APPEARANCES ARE A RECORD

Super Bowl XLIX was Bill Belichick's ninth Super Bowl in his career, the most appearances by an NFL coach in history.

MOST SUPER BOWL APPEARANCES AS A HEAD COACH OR ASSISTANT

HEAD COACH	SUPER BOWLS
Bill Belichick	9 (six as a head coach)
Dan Reeves	7 (four as a head coach)
Don Shula	6 (six as head coach)
Tom Landry	5 (five as a head coach)
Chuck Noll	5 (four as a head coach)
Marv Levy	5 (four as a head coach)

GOOD IN DECEMBER

Bill Belichick is 56-12 (.823) in December with New England, the best record in December among head coaches with one team in NFL history (min. 25 games). George Seifert is second (27-6, .818).

10 CONFERENCE CHAMPIONSHIP GAMES

Bill Belichick reached his 10th conference championship game as a head coach in 2015, to match the 10 by Tom Landry since the 1970 merger.

Head Coach	Conference Championships
Bill Belichick	10
Tom Landry	10
Don Shula	7
Chuck Noll	7
John Madden	6
Bill Cowher	6





PATRIOTS OFFENSIVE NOTES

C DAVID ANDREWS

FOOTBALL FAMILY

David Andrews is the nephew of long-time NFL head coach and player Dan Reeves.

Andrews said the bond between the two is still strong and he still seeks Reeves' advice.

"Not many people in my family know what it's like to play in the NFL," he told the *Boston Globe*. "So he's kind of the only one I can bounce things off or someone who might understand what it's like, so it's definitely cool."

WR DANNY AMENDOLA

WEARING TROY BROWN'S #80 JERSEY

When Danny Amendola joined the Patriots in the 2013 offseason, he was assigned jersey #80, the same number worn by Patriots' Hall of Famer Troy Brown, who finished his career as the team's all-time leading receiver and is punt returner.

Said Amendola on wearing Brown's jersey #80: "I talked to [Troy Brown] a little bit before I came here. I told him he's one of the greatest ever, and it's an honor to wear No. 80. I'm going to try to represent it the best I can."

TE MARTELLUS BENNETT

BENNETT GETS CREATIVE

Martellus, who prefers to go by 'Marty,' is known for his sense of humor, creativity and charismatic personality.

★ Bennett has a spot in his home that he calls the "Imagination Lounge." In this area, he develops creative projects including an animated feature film and a children's book series, "Hey A.J.!" featuring a character based on his daughter, Jett.

★ He credits Tim Burton, Dr. Seuss, Pixar and Dreamworks as his creative inspirations.

★ Martellus keeps a journal on his nightstand so he can record his never-ending flow of imaginative thoughts. He told *Chicago Magazine*, "My mind is like a theme park, because it's fun and there's lots of cool stuff and you can take rides."

RB BRANDON BOLDEN

BETTER THAN AVERAGE

RB Brandon Bolden's 8.6-yard average at Buffalo (9/30/12) is tied for the third highest ever in a single game for the Patriots among running backs with at least 15 rushing attempts. Bolden earned the FedEx Ground Player of the Week for his performance.

HIGHEST RUSHING AVERAGE/SINGLE GAME (MIN. 15 RUSHING ATTEMPTS)

Player	Average
Curtis Martin	9.6 (17-164 vs. Washington, Oct. 13, 1996)
Tony Collins	9.2 (23-212 vs. N.Y. Jets, Sept. 18, 1983)
Sammy Morris	8.6 (16-138 vs. Denver, Oct. 20, 2008)
Jim Nance	8.6 (17-146 at Houston, Dec. 11, 1966)
Brandon Bolden	8.6 (16-137 at Buffalo, Sept. 30, 2012)
Stevan Ridley	8.5 (15-127 at St. Louis, Oct. 28, 2012)

FOOTBALL FAMILY TRADITION

Bolden's grandfather, Frank Pitts, played 10 years in the NFL (1965-74) as a receiver for Kansas City, Cleveland and Oakland. He was with Kansas City for two Super Bowls, losing Super Bowl I and winning Super Bowl IV. Said Bolden about his grandfather, "I remember being six years old, him popping in a high-light film of Super Bowl I and IV. I've seen that tape at least 500 times."

BOLDEN BLOCK PARTY

Brandon Bolden blocked his first NFL punt in the win at San Diego (12/7/14) to give the Patriots a first down at the Chargers 25-yard line. It was the Patriots first blocked punt since Patrick Chung blocked a punt at Miami on Oct. 4, 2010.

OL MARCUS CANNON

OVERCOMING ADVERSITY

On April 20, 2011, just days before Texas Christian offensive line prospect Marcus Cannon was to enter the NFL Draft, he was diagnosed with non-Hodgkin's lymphoma, a treatable form of cancer found in lymph tissue. A little more than one week later, the Patriots selected Cannon in the fifth round (138th overall) of the draft with the knowledge of his illness. The Patriots placed Cannon on the Reserve/Non Football Injury list to start the 2011 season while he received treatment and recovered. Cannon was activated to the 53-man roster later that year and is now in his fifth season with the team. Cannon made a full recovery and was named the Patriots 2011 Ed Block Courage Award winner - an annual award presented to select players in the National Football League who are voted by their teammates as role models of inspiration, sportsmanship and courage.



PATRIOTS OFFENSIVE NOTES

WR JULIAN EDELMAN

EDELMAN VERY RECEPTIVE

Julian Edelman has 276 receptions over the last four seasons (2013-16), is the fifth most in the NFL over that time frame.

Player	Receptions
Antonio Brown (PIT)	399
Demaryius Thomas (DEN)	323
Julio Jones (ATL)	291
Brandon Marshall (DEN/MIA/CHI/NYJ)	282
Julian Edelman (NE)	276
A.J. Green (CIN)	275



RECORD RETURNER

WR Julian Edelman set a franchise record with his fourth career punt returned for a touchdown when he returned a punt 84 yards for a touchdown vs. Denver on Nov. 2, 2014. He set a franchise record with a 94-yard punt returned for a touchdown vs. Miami (1/2/11). The previous longest punt return was an 89-yard touchdown return by Mike Haynes vs. Buffalo (11/7/76). Edelman also returned punts for touchdowns vs. Kansas City (11/21/11 - 72 yards) and vs. Indianapolis (11/18/12 - 68 yards). Edelman is now tied for third-most punt return touchdowns in the NFL since 2010.

Most Punt Return Touchdowns/Patriots Career

4 Julian Edelman
3 Troy Brown
3 Irving Fryar
2 Mike Haynes

MOST PUNT RETURN TOUCHDOWNS IN THE NFL SINCE 2010

Devin Hester	CHI/ATL/BAL	7
Darren Sproles	SD/NO/PHI	5
Julian Edelman	NE	4
Patrick Peterson	ARZ	4
Antonio Brown	PIT	4
Marcus Sherels	MIN	4
Tavon Austin	LA	3
Ted Ginn, Jr.	SF/CAR/ARZ	3
Dexter McCcluster	KC/TEN/SD	3
Leodis McKelvin	BUF/PHI	3
Micah Hyde	GB	3
Travis Benjamin	CLE/SD	3
Dwayne Harris	NYG	3

ANOTHER TEAM RECORD

Edelman had a 47-yard run in the fourth quarter vs. Indianapolis (11/18/12). It is the longest run ever by a Patriots receiver, topping Troy Brown's 35-yard run vs. Tampa Bay on (9/3/00).

NOT YOUR AVERAGE RETURNER

Edelman has returned 142 punts for 1,697 yards during his career and is tied for first in team history and sixth in NFL history with a 12.0 average.

HIGHEST PUNT RETURN AVERAGE, PATRIOTS CAREER (20 Returns)

Player	Punt Rt Avg.	Year
Julian Edelman	12.0	2009-15 (142-1,697)
Mack Herron	12.0	1973-75 (74-888)
Carl Garrett	11.3	1969-72 (43-487)
Wes Welker	10.4	2007-12 (114-1,185)

HIGHEST PUNT RETURN AVERAGE IN THE NFL (75 Returns)

Player	Punt Rt Avg.	Year
George McAfee (Chicago)	12.8 (112-1,431)	(1940-41, 1945-1950)
Jack Christiansen (Detroit)	12.8 (85-1,084)	(1951-58)
Claude Gibson (SD/OAK)	12.6 (110-1,381)	(1961-65)
Bill Dudley (PITT/DEN/WAS)	12.2 (124-1,515)	(1942-53)
Rick Upchurch (DEN)	12.1 (248-3,008)	(1975-83)
Julian Edelman (NE)	12.0 (142-1,697)	(2009-present)
Devin Hester (CHI/ATL/BAL)	12.0 (295-3,538)	(2006-present)
Desmond Howard (WAS/JAC/GB/OAK/DET)	11.9 (244-2,895)	(1992-2002)
Billy Johnson (HOU/ATL/WAS)	11.8 (282-3,317)	(1974-88)

FROM STANDOUT QB TO WR

Edelman began his college football career with a year at the College of San Mateo (Calif.) before transferring to Kent State where as a senior he completed 56 percent of his passes (153 of 275 passes for 1,820 yards) with 13 touchdowns. He was also the leading rusher, gaining 1,551 yards on 215 attempts (an average of 7.5 yards per carry) and scoring 13 touchdowns. His offensive numbers broke Kent State's single-season record for total offense set by Joshua Cribbs in 2003. Said head coach Bill Belichick on the versatility of Edelman: "He played the quarterback position in college at Kent State and all the positions really that he's played in the NFL - covering kicks, returning kicks, slot receiver, outside receiver, slot defender - he didn't do any of those things in college. I think that really speaks to his versatility and how much he's grown as a player and how many things he's learned how to do that he really didn't have much experience with in college. I'd say that's pretty unusual, especially to be as competent in them as he is."

EDELMAN'S BIG RETURN

Edelman owns 13 career punt returns of 30 yards or more.

MOST 30-YARD PUNT RETURNS IN PATRIOTS HISTORY

Player	30-yard returns
Troy Brown	14
Julian Edelman	13
Irving Fryar	13
Mike Haynes	13

EDELMAN HITS THE CENTURY MARK

Edelman finished the 2013 season fourth in the NFL with 105 receptions to join Wes Welker (2007-09, 11-12) and Troy Brown (2001) as the only Patriots to reach 100 receptions in a season. Edelman finished eighth in the NFL in 2014 with 92 receptions despite missing the final two games. He joins Troy Brown and Wes Welker as the only Patriots with consecutive 90-catch seasons.

PATRIOTS PLAYERS WITH 100 RECEPTIONS

Player	Receptions	Season
Wes Welker	123	2009
Wes Welker	122	2011
Wes Welker	118	2012
Wes Welker	112	2007
Wes Welker	111	2008
Julian Edelman	105	2013
Troy Brown	101	2001



PATRIOTS OFFENSIVE NOTES

BEST PUNT RETURN AVERAGE IN A SEASON

Edelman has the two best punt return averages in a single season in New England history. In 2010, Edelman led the AFC and finished second in the NFL with a 15.3 punt return average. Chicago's Devin Hester led the NFL with a 17.1-yard average.

PATRIOTS BEST PUNT RETURN AVERAGE/SEASON (MIN. 15 RETURNS)

<u>PLAYER</u>	<u>PR AVG.</u>	<u>YEAR</u>
Julian Edelman	15.5	2012
Julian Edelman	15.3	2010
Mack Herron	14.8	1974
Troy Brown	14.2	2001

RETURNS PILING UP

Julian Edelman is tied for third place in team history with 142 punt returns.

MOST PUNT RETURNS IN PATRIOTS HISTORY

<u>Player</u>	<u>Punt Returns</u>
1. Troy Brown	252
2. Irving Fryar	206
3t. David Meggett	142
3t. Julian Edelman	142
5. Wes Welker	114
6. Mike Haynes	111

Edelman is in third place in team history with 1,697 punt return yards.

MOST PUNT RETURN YARDS IN PATRIOTS HISTORY

<u>Player</u>	<u>Punt Return Yards</u>
1. Troy Brown	2,625
2. Irving Fryar	2,055
3. Julian Edelman	1,697
3. David Meggett	1,438
5. Wes Welker	1,185

EDELMAN ECLIPSES 1,000-YARDS

Edelman finished the 2013 season with 1,056 receiving yards to become the 10th Patriots player to register a 1,000-yard season. He finished the 2014 season with 972 yards despite missing the final two games.

1,000-YARD RECEIVING SEASONS IN PATRIOTS HISTORY

<u>Player</u>	<u>Yards</u>	<u>Season</u>
Wes Welker	1,569	2011
Randy Moss	1,493	2007
Stanley Morgan	1,491	1986
Wes Welker	1,354	2012
Wes Welker	1,348	2009
Rob Gronkowski	1,327	2011
Randy Moss	1,264	2009
Troy Brown	1,199	2001
Rob Gronkowski	1,176	2015
Wes Welker	1,175	2007
Ben Coates	1,174	1994
Wes Welker	1,165	2008
Terry Glenn	1,147	1999
Terry Glenn	1,132	1996
Rob Gronkowski	1,124	2014
Julian Edelman	1,056	2013
Stanley Morgan	1,029	1981
Irving Fryar	1,014	1991
Harold Jackson	1,013	1979
Randy Moss	1,008	2008
Stanley Morgan	1,002	1979

EDELMAN TAKES HIS FATHER'S ADVICE

If there is one thing Julian Edelman has never lacked, it's athletic ability. A dual-threat quarterback at Kent State and former baseball standout in high school, Edelman once wowed Toronto Blue Jays players with his impressive footwork while fielding ground balls in an appearance at batting practice in 2011.

This natural ability may have been overlooked by NFL scouts, who let him fall to the Patriots in the seventh round of the 2009 NFL Draft. Edelman remains focused on the lessons his father, Frank Edelman, taught him at a young age. "I'm still constantly trying to learn," Edelman told *The Boston Herald*. "My dad always put it in my head, when you're green, you're growing, when you're ripe, you're lost. When you're done learning, you're done."



GARAPPOLO MAKES FIRST START


Jimmy Garoppolo became just the fifth quarterback in the last 30 years to make his first regular-season start in a season-opening night game (Sept. 11, vs. Cardinals). Aaron Rodgers was the last (2008, win vs. Minnesota), with Philip Rivers (2006), David Carr (2002) and Brian Griese (1999) before him. Garoppolo finished 24-of-33 for 264 yards with one touchdown.



PATRIOTS OFFENSIVE NOTES

TE ROB GRONKOWSKI

RECEIVING YARDS RECORD



Rob Gronkowski finished the 2011 season with 1,327 receiving yards, surpassing San Diego's Kellen Winslow's 1980 record of 1,290 receiving yards for most receiving yards in a season by a tight end. Gronkowski (1,176) reached 1,000 yards for the third time in 2015 and had 11 touchdowns in 2015 for his fifth season with 10 or more touchdowns. The 1,176 yards led all tight ends in 2015 and is 10th all-time for a tight end in NFL history.

MOST RECEIVING YARDS BY TIGHT END IN THE NFL

Player	Yards	Year
Rob Gronkowski	1,327	2011
Jimmy Graham (NO)	1,310	2011
Kellen Winslow (SD)	1,290	1980
Tony Gonzalez (KC)	1,258	2004
Todd Christensen (Raiders)	1,247	1983
Jimmy Graham (NO)	1,215	2013
Jackie Smith (STL)	1,205	1967
Tony Gonzalez (KC)	1,203	2000
Pete Retzlaff (PHI)	1,190	1965
Rob Gronkowski	1,176	2015

MOST RECEIVING YARDS BY A PATRIOTS TIGHT END

Player	Yards	Year
Rob Gronkowski	1,327	2011
Rob Gronkowski	1,176	2015
Ben Coates	1,174	1994
Rob Gronkowski	1,158	2015
Rob Gronkowski	1,124	2014
Ben Coates	915	1995
Aaron Hernandez	910	2011
Marv Cook	808	1991
Don Hasselbeck	808	1981

MOST RECEPTIONS BY A PATRIOTS TIGHT END

Player	Rec.	Year
Ben Coates	96	1994
Rob Gronkowski	90	2011
Ben Coates	84	1999
Rob Gronkowski	82	2014
Marv Cook	82	1991

GRONKOWSKI JOINS ELITE TE CLUB

Rob Gronkowski eclipsed 1,000 yards receiving and 10+ touchdowns for the third time in his career in 2015 and is the only tight end in NFL history with three 1,000-yard and double-digit TD seasons.

TIGHT ENDS WITH TWO 1,000-YARD RECEIVING AT 10+TD SEASONS

Player, Team	Season	Rec. Yards	Touchdowns
Rob Gronkowski, NE	2011	1,327	17
Jimmy Graham, NO	2011	1,310	11
Jimmy Graham, NO	2013	1,215	16
Rob Gronkowski, NE	2015	1,176	11
Rob Gronkowski, NE	2014	1,124	12

FIRST TE WITH FIVE 10-PLUS TD SEASONS

Gronkowski is the first tight end in NFL history with five seasons of 10 or more touchdowns after reaching 11 touchdowns in 2015.

NFL TIGHT ENDS WITH MOST 10-PLUS TOUCHDOWN SEASONS

Rob Gronkowski	5	10-2010, 18-2011, 11-2012, 12-2014, 11-2015
Antonio Gates	4	
Tony Gonzalez	3	
Jimmy Graham	3	
Dallas Clark	2	
Vernon Davis	2	
Shannon Sharp	2	
Wesley Walls	2	
Julius Thomas	2	

MOST 10-PLUS TOUCHDOWN SEASONS / PATRIOTS HISTORY

5 Rob Gronkowski	2010-12, 2014-15
3 Randy Moss	2007-09
3 Corey Dillon	2004-06
2 BenJarvus Green-Ellis	2010-11
2 Curtis Martin	1995-96
2 Stanley Morgan	1979, 1986

GRONKOWSKI REACHES 1,000 YARDS

Rob Gronkowski (1,176) reached 1,000 yards in 2015 for the third time in his career. He is one of six NFL tight ends with at least three 1,000-yard seasons.

NFL TIGHT ENDS WITH AT LEAST TWO 1,000-YARD SEASONS

Tony Gonzalez	4
Jason Witten	4
Rob Gronkowski	3
Kellen Winslow, Sr.	3
Shannon Sharpe	3
Todd Christensen	3
Antonio Gates	2
Jimmy Graham	2
Ozzie Newsome	2
Greg Olsen	2

TIGHT END TD RECORD

Gronkowski set an NFL record for most touchdowns by a tight end with 18 overall touchdowns in 2011 (17 receiving and 1 rushing).

MOST TOTAL TDs BY A TIGHT END IN A SINGLE NFL SEASON

18	Rob Gronkowski	NE	2011	(17 pass, 1 rush)
16	Jimmy Graham	NO	2013	(16 pass)
13	Tyler Eifert	CIN	2015	(13 pass)
13	Vernon Davis	SF	2013	(13 pass)
13	Vernon Davis	SF	2009	(13 pass)
13	Antonio Gates	SD	2004	(13 pass)

MOST TD RECEPTIONS BY A TIGHT END IN A SINGLE NFL SEASON

17	Rob Gronkowski	NE	2011
16	Jimmy Graham	NO	2013
13	Tyler Eifert	CIN	2015
13	Vernon Davis	SF	2013
13	Vernon Davis	SF	2009
13	Antonio Gates	SD	2004

TE TD CLUB

Gronkowski now has 65 career touchdown receptions, third all-time by a tight end.

MOST TOUCHDOWN RECEPTIONS BY AN NFL TIGHT END

Player	Total Career TDs
Tony Gonzalez	111
Antonio Gates	105
Rob Gronkowski	65
Shannon Sharpe	62
Jerry Smith	60
Jason Witten	60
Vernon Davis	55



PATRIOTS OFFENSIVE NOTES

FIRST TIGHT END TO SCORE A RUSH TD

Gronkowski scored a 2-yard touchdown on a lateral from Tom Brady in the third quarter vs. Indianapolis (12/4/11), becoming the first tight end in Patriots history to score a rushing touchdown. Gronkowski is the first NFL tight end to score a rushing touchdown since Tennessee's Bo Scaife had a 31-yard scoring run against Baltimore on Nov. 12, 2006. He is the first tight end since the 1970 merger to have two receiving touchdowns and a rushing touchdown in the same game.

SPECIAL CONNECTION

Rob Gronkowski and Tom Brady have connected on 64 touchdown passes, the most TD connections in Patriots history.

THE MOST TD CONNECTIONS IN PATRIOTS HISTORY

Quarterback	Player	TD Connections
Tom Brady	Rob Gronkowski	64
Drew Bledsoe	Ben Coates	45
Tom Brady	Randy Moss	39
Steve Grogan	Stanley Morgan	39



DIVIDE AND GRONK-ER

Rob Gronkowski has 66 career touchdowns overall (65 receiving, 1 rushing), which ranks second in team history to the 68 total touchdowns by Stanley Morgan. He stands alone with the most TDs by a Patriots tight end.

MOST CAREER TOUCHDOWNS BY A PATRIOTS PLAYER

Player	Touchdowns
1. Stanley Morgan	68 (67 rec, 1 ret)
2. Rob Gronkowski	66 (65, rec, 1 rush)
3. Ben Coates	50
4. Randy Moss	50
5. Sam Cunningham	49
6. Jim Nance	46
7. Tony Collins	44

MOST TOUCHDOWN RECEPTIONS BY A PATRIOTS PLAYER

Player	Touchdowns
1. Stanley Morgan	67
2. Rob Gronkowski	65
2. Ben Coates	50
2. Randy Moss	50

MOST RECEIVING TOUCHDOWNS BY A PATRIOTS TIGHT END

Player	TD	Years
Rob Gronkowski	65	2010-Present
Ben Coates	50	1991-99
Russ Francis	28	1975-80, 87-88
Ben Watson	20	2004-09

BRADY TO GRONK ON REPEAT

THE MOST TD CONNECTIONS BETWEEN A QB AND A TE IN NFL HISTORY

Quarterback	Tight End	Team	TD Connections
Philip Rivers	Antonio Gates	San Diego	78
Tom Brady	Rob Gronkowski	New England	64
Drew Brees	Jimmy Graham	New Orleans	51
Drew Bledsoe	Ben Coates	New England	45
Peyton Manning	Dallas Clark	Indianapolis	44
Sonny Jurgensen	Jerry Smith	Washington	43
Dan Fouts	Kellen Winslow	San Diego	41
John Elway	Shannon Sharpe	Denver	41
Ben Roethlisberger	Heath Miller	Pittsburgh	41

BRADY TO GRONK - 9TH PLACE ALL-TIME

Quarterback	Receiver	Touchdown Connections
Peyton Manning	Marvin Harrison	112
Steve Young	Jerry Rice	85
Dan Marino	Mark Clayton	79
Philip Rivers	Antonio Gates	78
Drew Brees	Marques Colston	72
Peyton Manning	Reggie Wayne	67
Jim Kelly	Andre Reed	65
Tom Brady	Rob Gronkowski	64
Johnny Unitas	Raymond Berry	63
Brett Favre	Antonio Freeman	57

GRONK REACHES 5,000 YARDS

Gronkowski (5,555) became the seventh Patriots player to reach 5,000 yards. He reached 5,000 yards in his 72nd NFL game to become the second fastest tight end to reach 5,000 yards. Kellen Winslow reached 5,000 yards in his 69th NFL game.

GRONKOWSKI SETS TEAM RECORD

Gronkowski has 5,555 career receiving yards and moved past Ben Coates (5,471) for the most receiving yards by a tight end in Patriots history. Overall, Gronkowski is fifth in team history. Irving Fryar is fourth with 5,726 yards.



PATRIOTS OFFENSIVE NOTES

300 RECEPTIONS FOR GRONK

TE Rob Gronkowski (380) is one of 10 Patriots players to reach 300 career receptions and is currently sixth on the Patriots reception list. Kevin Faulk is fifth with 431 receptions.

THREE STRAIGHT 10-TD SEASONS

Gronkowski had three straight 10-touchdown seasons (10 in 2010, 18 in 2011 and 11 in 2012). Gronkowski joins Randy Moss (2007, 2008 and 2009) and Corey Dillon (2004, 2005, 2006) as the only Patriots with three straight 10-plus touchdown seasons. He is the first Patriots with five 10-plus touchdown seasons overall after reaching 11 touchdowns in 2015.

CONSECUTIVE 10-PLUS TD SEASONS / PATRIOTS HISTORY

3 Rob Gronkowski - 2010, 2011, 2012

3 Randy Moss - 2007, 2008, 2009

3 Corey Dillon - 2004, 2005, 2006

2 BenJarvus Green-Ellis - 2010, 2011

2 Curtis Martin - 1995, 1996

MOST 10-PLUS TOUCHDOWN SEASONS / PATRIOTS HISTORY

5 Rob Gronkowski - 2010, 2011, 2012, 2014 and 2015

3 Randy Moss - 2007, 2008, 2009

3 Corey Dillon - 2004, 2005, 2006

2 BenJarvus Green-Ellis - 2010, 2011

2 Curtis Martin - 1995, 1996

2 Stanley Morgan - 1979, 1986

DOUBLE-DIGIT TD SEASONS

Gronkowski is the first tight end in NFL history to have three straight 10-plus touchdown seasons.

CONSECUTIVE 10-PLUS TD SEASON BY A TE/NFL HISTORY

3 Rob Gronkowski 10 in 2010, 18 in 2011, 11 in 2012

2 Antonio Gates 13 in 2004 and 10 in 2005

60 TD CLUB

Rob Gronkowski became the fifth NFL tight end with 60 career touchdowns (65 receiving and 1 rushing). He reached the feat in just 70 games, the fastest among all tight ends that have 60 career touchdowns.

NFL TIGHT ENDS WITH AT LEAST 60 TOUCHDOWNS

Player	Total Career TDs	Games to 60 TDs
Tony Gonzalez	111	154
Antonio Gates	105	110
Rob Gronkowski	66	70
Shannon Sharpe	62	199
Jerry Smith	60	151
Jason Witten	60	207

GRONK THIRD FASTEST 60 TD REC.

Rob Gronkowski became the third fastest player in NFL history to total at least 60 receiving touchdowns, reaching the milestone in his 71st career regular season game. Gronkowski is the fastest tight end to reach the milestone.

PLAYERS TO REACH 60 CAREER TOUCHDOWN CATCHES IN THE FEWEST GAMES

Player	Team	Fewest Games to 60 Rec.TDs
Lance Alworth	San Diego	64
Jerry Rice	San Francisco	69
Rob Gronkowski	Patriots	71
Tommy McDonald	Philadelphia	75
Bob Hayes	Dallas	78
Randy Moss	Minnesota	78

GRONK NETS 20TH 100-YD GAME

Gronkowski matched his personal best with five 100-yard games in 2015. He also had five in 2011. The Patriots record for most 100-yard games in a season is nine by Randy Moss (2007) and Stanley Morgan (1986). The NFL record for most 100-yard games in a season by a tight end is six by Tony Gonzalez (2004 and 2000) and Jimmy Graham (2013).

MOST 100-YARD RECEIVING GAMES IN PATRIOTS HISTORY

Stanley Morgan	38
Wes Welker	28
Rob Gronkowski	20
Randy Moss	18

MOST 100-YARD GAMES BY A PATRIOTS TIGHT END

Player	100-Yard Games
Rob Gronkowski	20
Ben Coates	9

MOST 100-YARD GAMES BY A TIGHT END IN NFL HISTORY

Player	100-Yard Games
Tony Gonzalez	31
Kellen Winslow	24
Jackie Smith	22
Antonio Gates	21
Rob Gronkowski	20
Jason Witten	20
Shannon Sharpe	19

GRONK GOES OVER 100 AGAIN

Gronkowski matched his personal best with five 100-yard games in 2015. He also had five in 2011. The NFL record for most 100-yard games in a season by a tight end is six by Tony Gonzalez (2004 and 2000) and Jimmy Graham (2013). The Patriots record for most 100-yard games in a season is nine by Randy Moss (2007) and Stanley Morgan (1986).

MOST 100-YARD RECEIVING GAMES IN A SINGLE SEASON BY A TE

Player	Season	100-Yard Games
Tony Gonzalez	2004	6
Tony Gonzalez	2000	6
Jimmy Graham	2013	6
Rob Gronkowski	2015	5
Rob Gronkowski	2011	5

MOST TD CATCHES BY A PATS TE

MOST TD CATCHES IN A SEASON BY A PATRIOTS TE

Player	Year	Rec	Yds	Avg	Lg	TD
Rob Gronkowski	2011	90	1327	14.7	52t	17
Rob Gronkowski	2014	82	1,124	13.7	46t	12
Rob Gronkowski	2015	72	1,176	16.3	76T	11
Rob Gronkowski	2012	55	790	14.4	41	11
Rob Gronkowski	2010	42	546	13	28	10
Ben Coates	1996	62	682	11	84t	9

Gronkowski finished the 2011 season with 90 receptions, posting the 15th season with 90 or more receptions by a tight end in NFL history



PATRIOTS OFFENSIVE NOTES

SECOND TO ONE

Gronkowski finished the 2011 season with 18 overall touchdowns (17 receiving, 1 rushing), passing Curtis Martin (17 overall in 1996) for the second highest single-season total in Patriots history.

PATRIOTS RECORD BOOK / MOST TOUCHDOWNS IN A SEASON

Player	Season	TDs
Randy Moss	2007	23
Rob Gronkowski	2011	18
Curtis Martin	1996	17

FINDING A WAY TO SCORE

Rob Gronkowski has the highest touchdown per reception percentage in NFL history among players with at least 200 receptions and 50 touchdowns since the 1970 merger.

Player, Team	Rec	TD	Pct
Rob Gronkowski, New England	380	65	17.1
Mike Quick, Philadelphia	363	61	16.8
Wesley Walker, New York Jets	438	71	16.2
Randy Moss, MIN, OAK, NE, TEN, SF	982	156	15.9

ALL-PURPOSE PLAYER

In 2011, Gronkowski became the second tight end in NFL history to rush for a touchdown, catch a touchdown, record a tackle and return a kickoff in the same season. Bo Scaife was the first to accomplish the feat in 2006 with Tennessee.

IN GOOD COMPANY

In 2011, Rob Gronkowski joined Dallas Clark, Jimmy Graham, Tony Gonzalez and Todd Christensen, as the only tight ends in NFL history with 90-plus receptions, 1,000-plus yards and 10-plus touchdown receptions in a single season.

TIGHT ENDS WITH 90-PLUS RECEPTIONS, 1000-PLUS YARDS AND 10-PLUS TOUCHDOWNS IN A SEASON

Player	Rec.	Yards	TDs	Year
Rob Gronkowski (NE)	90	1,327	17	2011
Jimmy Graham (NO)	99	1,310	11	2011
Dallas Clark (IND)	100	1,106	10	2009
Tony Gonzalez (KC)	96	1,058	10	2008
Todd Christensen (LAR)	92	1,247	12	1983

MOST TDS SINCE 2010

Gronkowski's 65 touchdown receptions since the start of the 2010 season are the most in the NFL. His 66 overall touchdowns during that time are also the most, in front of Arian Foster (65) and Marshawn Lynch (65).

MOST TOUCHDOWN RECEPTIONS SINCE 2010

Player	Touchdowns
Rob Gronkowski	65
Calvin Johnson	62
Dez Bryant	60
Brandon Marshall	54
Jimmy Graham	54

MOST TOUCHDOWNS RECEPTIONS BY A TIGHT END SINCE 2010

Player	Touchdowns
Rob Gronkowski	65
Jimmy Graham	54
Antonio Gates	46
Greg Olsen	35
Vernon Davis	33
Jason Witten	33
Julias Thomas	30
Tony Gonzalez	29

END ZONE DOUBLE DOWN

Gronkowski's seven games with two or more touchdowns in 2011 are an NFL record for a tight end. Antonio Gates (San Diego in 2004) and Jerry Smith (Washington in 1967) each had four two-touchdown games. Gronkowski has 14 such games in his NFL career.

MOST GAMES WITH 2+ TD RECEPTIONS/SEASON

8	Randy Moss (Patriots)	2007
7	Rob Gronkowski (Patriots)	2011
7	Cris Carter (Minnesota)	1995
7	Jerry Rice (San Francisco)	1987

FOUR 3+ TD GAMES

With his three touchdowns against Pittsburgh (9/10/15), Gronkowski tied the Patriots record for most games with three or more touchdowns (4). His four three-touchdown performances are also most in the NFL since 2010.

MOST GAMES WITH THREE OR MORE TDS (REGULAR SEASON)

4	Rob Gronkowski
4	Randy Moss
2	Billy Lott
2	Curtis Martin
2	Larry Garron
2	Sam Cunningham

MOST THREE-TD GAMES SINCE 2010

Player	Team	Games with three or more Rec. TDs.
Ron Gronkowski	Patriots	4
Victor Cruz	NY Giants	2
Vincent Jackson	San Diego, Tampa Bay	2
Brandon Marshall	Miami, Chicago, NY Jets	2
Jordy Nelson	Green Bay	2
Demaryius Thomas	Denver	2



PATRIOTS OFFENSIVE NOTES



UNCONVENTIONAL JOUNEY

Despite a successful three-year lacrosse career at Penn State, Hogan, also a standout football player in high school, said that playing college football was always in the back of his mind. Having redshirted his sophomore year of lacrosse, Hogan had an extra year of athletic eligibility following his fourth academic year at Penn State. As the football itch still lurked in the back of his mind, Chris played his final year of eligibility with the Monmouth football team, and at the end of the season, joined in on some workouts with teammates who were training for the NFL Combine.

"I honestly didn't know if I had what it took to play in the NFL," Hogan wrote in the Tribune. "Still, it was one of those things where I didn't want to look back in five years and be like, 'Man, I wish I would've tried.'"

Chris did not get invited to compete in that year's Combine, but turned heads during a Pro Day held at Fordham. Later that summer, he signed with the San Francisco 49ers as an undrafted free agent.



LIKE FATHER LIKE SON

Matthew Slater is one of 10 sons of Hall of Fame members to be drafted in NFL history.

HALL OF FAME FATHERS WITH SONS DRAFTED IN THE NFL

Jackie Slater (class of 2001) - son, Matthew Slater (NE)

Bobby Bell (class of 1983) - son, Bobby Bell (NYJ)

Tony Dorsett (class of 1994) - son, Anthony Dorsett (HOU)

Bob Griese (class of 1990) - son, Brian Griese (DEN)

Russ Grimm (class of 2010) - son, Cody Grimm (TB)

Howie Long (class of 2000) - son, Chris Long (STL)

son, Kyle Long (CHI)

Bruce Matthews (class of 2007) - son, Jake Matthews (ATL)

Don Shula (class of 1997) - son, Mike Shula (TB)

Kellen Winslow (class of 1995) - son, Kellen Winslow (CLE)

ALL-STAR COMBINATION

Matthew Slater was voted to his fifth straight Pro Bowl in 2015. His father, Jackie Slater, went to seven Pro Bowls. The Slater family's 12 combined Pro Bowls are the second most among father-son contingents to have been voted to at least one Pro Bowl each.

MOST FATHER AND SON PRO BOWL SELECTIONS

Players	Pro Bowls
Archie (2), Peyton (14) and Eli Manning (3)	19
Jackie (7) and Matthew Slater (5)	12

ELECTED TEAM LEADER

Patriots wide receiver Matthew Slater has been named to five straight Pro Bowls (2011-15) for his special teams work, but perhaps more revealing of his value to New England is the fact that he was elected a captain by his teammates for the sixth straight season in 2016.

The special teams ace was willing to share his advice on being a great captain with high school football players in a story published by *The Boston Globe*. "I think first and foremost, you have to be able to put others before yourself. Being a captain and leadership is about serving, and to me, that means a great deal of sacrifice - putting aside personal agendas for the greater common goal. Leadership is equated with sacrifice. I think you have to be willing to do whatever it takes for the unit to succeed. I think you need to lead by example. A lot of times, it's about what you do, not what you say."

SLATER'S EMERGENCE WAS SPECIAL

Bill Belichick acknowledged Matthew Slater's role as a gunner on special teams: "Matt is one of the best in the league," Belichick said. "Any time the punt return team has to double somebody, that makes it one less guy they can use somewhere else in the return. He almost always draws two guys out there unless they're in an eight-man rush. Most of the time, there's two guys out there - fourth-and-short, where they're trying to protect the box - but he draws a lot of double teams, and deservedly so. He does an outstanding job of covering punts."



WHITE HAS CAREER DAY

James White set career highs with 10 receptions and 115 receiving yards vs. Philadelphia (12/6/15). White's 115 receiving yards are the second-highest such total for a Patriots running back since the 1970 AFL-NFL merger, trailing only Shane Vereen's team-record 153 receiving yards vs. Cleveland on Dec. 8, 2013. White's 10 catches are the third highest such total of the Bill Belichick era for a running back (since 2000), trailing only Shane Vereen's club record 12 catches vs. Cleveland on Dec. 8, 2013, and Kevin Faulk's 11 catches vs. Tampa Bay on Sept. 3, 2000.

PATRIOTS HISTORY / MOST RECEIVING YARDS IN A GAME BY A RUNNING BACK

Player	Date	Opp	Rec
Shane Vereen	12/8/2013	Cle	153
Dick Christy	11/4/1960	Oak	124
Joe Johnson	11/25/1960	Hou	123
James White	12/6/2015	Phi	115
Larry Garron	12/11/1966	Hou	113
Tony Collins	10/27/1985	TB	109
Kevin Faulk	11/10/2002	Chi	109
Kevin Faulk	11/23/2003	Hou	108
Billy Lott	10/22/1961	Buf	108

PATRIOTS HISTORY / MOST RECEPTIONS IN A GAME BY A RUNNING BACK

Player	Date	Opp	Rec
Shane Vereen	12/8/2013	CLV	12
Tony Collins	11/29/1987	PHI	11
Kevin Faulk	9/3/2000	TB	11
Leroy Thompson	11/13/1994	MIN	11
James White	12/6/2015	PHI	10
Tony Collins	11/16/1986	LA Rams	10
Tony Collins	9/28/1986	DEN	9
Kevin Faulk	12/29/2002	MIA	9



PATRIOTS DEFENSIVE NOTES

CB MALCOLM BUTLER

WHAT'S IN A NAME

During his rookie season in 2014, Malcolm Butler was nicknamed "Strap" by teammate Jamie Collins, alluding to his ability to so closely cover receivers on the field. Last year, some teammates started calling him "Scrap" for his scrappy style of play, giving Butler two unique, albeit similar-sounding, nicknames.

LB JAMIE COLLINS

JAMIE COLLINS' JOURNEY



The road to the NFL has been anything but easy for linebacker and 2013 second-round draft pick Jamie Collins. The youngest of five siblings growing up in Meadville, Miss., Collins lost both of his parents when he was six years old and was raised by one of his sisters, who was in her mid 20s.

Collins turned to football as an outlet to help him through the tough times. "It means a lot. It's my living," Collins told *The Boston Herald*. "It kept me on track." Collins' resiliency in dealing with adversity has made a lasting impact on fellow Mississippi native and former Patriots RB Stevan

Ridley, who grew up 30 miles west of Meadville in Natchez, Miss., and got to know Collins through a family friend. "What I've known about him, he really has been a strong person," Ridley told the *Herald*. "Anybody that's gone through the things that he's gone through and can still find a way to be successful on the football field, you have to be mentally tough. That's what he's kind of done as a teammate here. He's come in here and accepted his role and did a pretty good job as a rookie."

COLLINS SETS CAREER HIGH

LB Jamie Collins set a career high with 2 1/2 sacks in the win at Buffalo on Sept. 20, 2015. It was his second career multi-sack game. He registered his first NFL two-sack game at San Diego (12/7/14).

TEAM LEADER

Collins had a standout second season in 2014. He led the team in total tackles (109), forced fumbles (4) and fumble recoveries (2), and tied for the team lead in interceptions (2).

COLLINS BLOCKS FIRST XP SINCE 2008

LB Jamie Collins blocked a fourth quarter extra point at Indianapolis (10/18/15). It was the Patriots first blocked extra point since Vince Wilfork blocked a PAT at Oakland on Dec. 14, 2008. It is Collins' second blocked kick. He blocked a field goal attempt vs. Miami on Dec. 14, 2014.

DB NATE EBNER

MAKING THE OLYMPICS



On July 18, Nate Ebner was selected to the 2016 U.S. Olympic Rugby squad and after he was given an excused leave of absence from his football obligations in Foxboro, suited up for Team USA in Rio de Janeiro in August. The Dublin, Ohio native was introduced to the sport of rugby around the age of six and developed a passion and a talent that stemmed from his father and role model, Jeff Ebner, who played the game at the University of Minnesota. Nate did not play football in high school but was a two-time MVP of the USA Rugby team at the Junior World Cup and a standout on the U19 and U20 national teams.

Although his parents were divorced, Nate and his father remained very close. "We were super tight," Nate told the Boston Globe. "I would put my father-son relationship against anyone's. He taught me how to be a man." The two often spent time working together at the family's auto reclamation business, Ebner & Sons in Springfield, Ohio, and would also train in the gym together behind the motto, "Finish Strong," - a message Jeff always preached to his son.

Nate played rugby at Ohio State during his first two years of college, but as an All-American on the school's club team, he decided to walk on to the Buckeyes football team and finish his career with his sights set on reaching the NFL.

WON CHAMPIONSHIP/OLYMPIANS

Player	Olympics	Event/ Results	Pro Football Champs.
Jim Thorpe	Stockholm 1912	Pentathlon, decathlon 2x Gold Medal	1916, 17, 1919 w/ Canton Bulldogs
Jack Torrance	Berlin 1936	Shot put, Placed 5th	1940 w/ Chicago Bears
Clyde Scott	London 1948	110 hurdles, Silver Medal	1948, 1949 w/ Philadelphia
Bob Hayes	1964 Tokyo	100m, 4x100m relay 2xew Gold Medal	1971 Super Bowl w/ Dallas
Michael Carter	1984 Los Angeles	Shot put, Silver Medal	1985, 1989, 1990 SBs w/ San Francisco
James Trapp	1992 Barcelona	4x100, alternate	2000 SB w/ Baltimore
Nate Ebner	2016 Rio	U.S. Rugby team	2014 SB w/ New England

LB DONT'A HIGHTOWER

WEARING BRUSCHI'S JERSEY #54

As a first round draft pick, Dont'a Hightower is used to high expectations. Hightower went to training camp with jersey #45 but was switched to jersey #54 prior to the start of his rookie year in 2012. Former LB Tedy Bruschi wore #54 for 13 seasons.

Hightower understands the importance of the number and hopes to live up to its legacy. "I definitely feel honored to be able to wear this number," Hightower said. "I've read that Tedy didn't want it to be retired and he hoped another



linebacker would come in and be able to wear this number and be able to play as well. I feel honored. Tedy was a great player, and he means a lot to this organization. I'm definitely proud to be able to wear this number."



PATRIOTS DEFENSIVE NOTES

HIGHTOWER HAS A CAREER FIRST

LB Dont'a Hightower registered his first career two-sack game at Minnesota (09/14/14).

HIGHTOWER SETS CAREER HIGH

LB Dont'a Hightower registered a 9-yard sack of Green Bay QB Aaron Rodgers (11/30/14) in the second quarter to set a career high with 4½ sacks in 2014. He finished the year with six. His previous best was four sacks as a rookie in 2012.



THE SKINNY ON LONG

★ In 2013, Long climbed Mt. Kilimanjaro with former teammate James Hall. While on the trip, Chris noticed the horrible water conditions facing the children and natives to Tanzania. Through his charitable organization, the Chris Long Foundation, Long started the Waterboys Initiative to help raise money and build wells in East Africa that could provide a source of clean water in poor areas.

★ Chris's brother, two-time Pro Bowler Kyle Long, plays for the Chicago Bears, while his father, a Charlestown, Mass. Native, Pro Football Hall of Famer and eight-time Pro Bowler, Howie Long, played 13 seasons for the Oakland Raiders. Long's youngest brother, Howie Jr., is a personnel assistant for the Raiders.



DOUBLE TROUBLE: DB DEVIN McCOURTY

After being selected by the Patriots in the first round of the 2010 NFL Draft, DB Devin McCourty became part of a select group in league history. McCourty's identical twin brother, Jason, is a cornerback with Tennessee, selected in the sixth round of the 2009 NFL Draft. The two are the 12th set of twins to play in the NFL. Devin redshirted for the 2005 season and therefore was a year behind his brother in eligibility. McCourty is the second twin to suit up for the Patriots, after CB Kato Serwanga was a member of the team from 1998-2000. His twin brother, Wasswa, played for San Francisco and Minnesota from 1999-2001. According to McCourty's mother, the two can only be told apart by tiny scars on their faces left by chickenpox. The McCourty twins are one of two active sets of twins playing in the NFL.

[Current Twins Playing in the NFL](#)

Devin (NE) and Jason McCourty (TEN)
Maurkice (PIT) and Mike Pouncey (MIA)

McCOURTY GOES LONG

Devin McCourty had a 104-yard kickoff return for a touchdown vs. N.Y. Jets (10/21/12), the second longest kickoff return in team history. Ellis Hobbs has the longest in team history with a 108-yard return for a touchdown at N.Y. Jets on Sept. 9, 2007. He was named AFC Special Teams Player of the Week for his performance.

[Longest Kickoff return in Patriots History](#)

Ellis Hobbs	108TD at New York Jets (9-9-07)
Devin McCourty	104TD vs. New York Jets (10-21-12)

IN GOOD COMPANY

Devin McCourty earned Associated Press All-Pro Second Team honors at safety in 2013. He also earned Second Team All-Pro Honors as a rookie in 2010 when he played cornerback. McCourty joins Pro Football Hall of Famers Rod Woodson and Ronnie Lott as the only NFL players to earn All-Pro honors at both safety and cornerback.



A NOSE FOR THE FOOTBALL



Ninkovich has more opponent fumble recoveries (14) over the last six seasons (2010-2015) than any other NFL player. J.J. Watt is second during that time with 13 opponent fumble recoveries.

WHERE DID HE COME FROM?

Rob Ninkovich's journey to the Patriots was not easy. He entered the league as a fifth-round pick by the Saints in 2006 and was waived four times by New Orleans and Miami before landing in New England on Aug. 2, 2009. He spent the 2009 offseason trying to make the New Orleans team as a long snapper. Before coming to the Patriots, he had appeared in just eight games over three seasons. He doubled that total in his first year in New England, appearing in 15 games in 2009 and his role on the team has grown since, earning a starting role at linebacker in 2010 and 2011 before moving to a starting role on the defensive line in 2011.



PATRIOTS DEFENSIVE NOTES

CAREER DAY IN BUFFALO

Ninkovich finished with a three-sack game for the first time in his career in the win at Buffalo (10/12/14). He has had two two-sack performances - vs. Miami (1/2/11) and at Carolina (11/18/13).

CRAZY EIGHTS

Ninkovich had eight sacks in three consecutive seasons from 2012-14, becoming the first Patriots player to have at least eight sacks in three consecutive seasons since Pro Football Hall of Famer Andre Tippett achieved the feat from 1985-87 (1985, 16½, 1986, 9½ and 1987, 12½).

NINKOVICH SCORED AS A TE IN COLLEGE

Ninkovich played some at tight end in college at Purdue and caught two touchdown passes with a 2-yard touchdown pass from Buffalo QB Kyle Orton and a 1-yard touchdown pass from former New York Giants and Indianapolis QB Curtis Painter.

DB LOGAN RYAN AND DB DURON HARMON

CLASSMATES REUNITE IN NEW ENGLAND

Defensive backs Logan Ryan and Duron Harmon are used to working together. Ryan and Harmon began their college football careers together as members of the same recruiting class at Rutgers University and developed a close friendship during their four years in Piscataway, N.J. As fate would have it, Ryan and Harmon would begin their NFL journeys together as well when the Patriots selected the two defensive backs just eight picks apart in the third round of the 2013 NFL Draft.

Reunited once again, the former Scarlet Knights are excited and eager to make their mark, just as they did at Rutgers. "We talked before the draft and said how good it would be to play on the same team again, and for it to happen again, it's exciting and it's a blessing," Harmon told *The Boston Globe*. "It's great [we're contributing], because at the end of the day you want to play, and to contribute to a team like this, it's fun."

RYAN RETURNS... TO SCHOOL

When Logan Ryan decided to leave Rutgers and enter the NFL Draft after his redshirt junior season in 2012, he made a promise to his parents that after his rookie year, he would return to school and earn his degree.

Ryan kept his promise and graduated in the spring of 2014 with a degree in labor relations and a minor in psychology.

"I committed to Rutgers, not only as a football player, but as a student, so I was going to make sure I finished that end too," Ryan told NJ.com.

"It's a big accomplishment in my life. I held my word to my parents and stuck with it and I'm fortunate. It took a lot of work, but I was able to go back and finish and walk in graduation."

RYAN'S FIRST PICK FOR SIX

Ryan returned his first NFL interception 79 yards for a touchdown N.Y. Jets on Oct. 20, 2013. The last Patriots player to return their first career interception for a touchdown was Kyle Arrington in 2010. The last rookie Patriots player to return their first career interception for a touchdown was James Sanders in 2005:

PATRIOTS PLAYERS TO RETURN THEIR FIRST CAREER INT FOR A TD

Season	Player	INT TD Yds
2013	Logan Ryan	79
2010	Gary Guyton	59
2010	Kyle Arrington	36
2005	James Sanders	39
2003	Asante Samuel	55
1999	Andy Katzenmoyer	59
1996	Willie McGinest	46
1992	Chris Singleton	82
1967	John Charles	35
1963	Jim Hunt	78
1961	Don Webb	27

LOGAN RYAN THE BALL HAWK

Logan Ryan has the sixth-most interceptions by a cornerback since 2013.

MOST INTERCEPTIONS BY A CORNERBACK SINCE 2013

Player	Interceptions
Richard Sherman	14
Brent Grimes	13
Trumaine Johnson	13
Aqib Talib	12
Marcus Peters	12
Logan Ryan	11





PATRIOTS SPECIAL TEAMS NOTES

K STEPHEN GOSTKOWSKI

CONSECUTIVE EXTRA POINTS

Stephen Gostkowski is first in NFL history for most consecutive extra points made in the regular season..

Most Consecutive [Kicking] PATS

472	Stephen Gostkowski, NE, 2006-16
422	Matt Stover, BAL, IND 1996-2009
371	Jason Elam, DEN, 1993-2002
371	Jeff Wilkins, STL, 1999-2007
360	Jay Feely, ATL, NYG, MA, NYJ, ARZ, CHI, 2002-14



FRANCHISE SCORING LEADER

K Stephen Gostkowski became the Patriots all-time leader in points, passing Adam Vinatieri in 2014.

Player	Points
Stephen Gostkowski	1,357
Adam Vinatieri	1,158
Gino Cappelletti	1,130

TEAM FG RECORD

Stephen Gostkowski moved past Adam Vinatieri (263) to become the Patriots all-time leader with 282 career field goals.

MOST FIELD GOALS IN PATRIOTS HISTORY

Stephen Gostkowski	282
Adam Vinatieri	263
Gino Cappelletti	176
John Smith	128

EVEN STEPHEN

Gostkowski has connected on 87.3 percent of his regular-season field goal attempts in his career, the best percentage in Patriots history. Additionally, Gostkowski's 87.3 field goal percentage is third-best among NFL kickers all-time. (Minimum 100 field goals)

PATRIOTS ALL-TIME LEADERS / FIELD GOAL PCT.

(Minimum 50 Attempts)

Player	Years	FGM	FGA	Pct.
Stephen Gostkowski	2006-16	282	323	.873
Adam Vinatieri	1996-05	263	321	.819
Matt Bahr	1993-95	55	72	.764

NFL ALL-TIME LEADERS / FIELD GOAL PCT.

(Minimum 50 Attempts)

Player	Years	FGM	FGA	Pct.
Dan Bailey	2011-16	151	167	90.4
Justin Tucker	2012-16	139	157	88.5
Stephen Gostkowski	2006-16	282	323	87.3
Steven Hauschka	2008-16	164	188	87.2
Mike Vanderjagt	1998-06	230	266	86.5
Nate Kaeding	2004-12	181	210	86.2
Rob Bironas	2005-13	239	279	85.7
Shayne Graham	2001-15	277	324	85.5
Robbie Gould	2005-15	276	323	85.4
Matt Bryant	2002-16	305	358	85.2
Blair Walsh	2012-16	128	151	84.8

DISTANCE

PROFICIENCY

78.3%

Stephen Gostkowski has made 78.3 percent of his field goals (18-for-23) from 50 yards or more, converting the highest percentage of 50-plus yard field goal attempts in NFL history (minimum 15 attempts).

HIGHEST FIELD GOAL PERCENTAGE FROM 50 YARDS

Player	FGM	FGA	Pct.
Stephen Gostkowski	18	23	78.3
Matt Prater	30	39	76.9
Don Bailey	23	31	74.2
Robbie Gould	23	31	74.2

NFL SCORING LEADER

Stephen Gostkowski finished first in the NFL in 2015 with 151 points. Gostkowski has led the NFL in scoring for four straight seasons and is the first NFL player with four seasons of 150 or more points.

Patriots Record for Most Points in a Season

158	Stephen Gostkowski, 2013
156	Stephen Gostkowski, 2014
155	Gino Cappelletti, 1964 (includes 7 TDs)
153	Stephen Gostkowski, 2012
151	Stephen Gostkowski, 2015
148	Stephen Gostkowski, 2008
147	Gino Cappelletti, 1961
143	Stephen Gostkowski, 2011

NFL Record for Most Points by a Kicker

166	David Akers (SF) in 2011
164	Gary Anderson (MIN) in 1998
163	Jeff Wilkins (STL) in 2003
161	Mark Moseley (WAS) in 1983
158	Stephen Gostkowski (NE) in 2013
157	Mike Vanderjagt (Indianapolis) in 2003
156	Stephen Gostkowski (NE) in 2014
153	Stephen Gostkowski (NE) in 2012
151	Stephen Gostkowski (NE) in 2015

1,000-POINT BENCHMARK

Stephen Gostkowski (1,357) reached the 1,000 point mark in only his 119th career game. He is the only kicker in NFL history to reach 1,000 career points in less than 120 career games played.

KICKERS TO REACH 1,000 POINTS IN FEWEST GAMES:

Player	Points	Games
Stephen Gostkowski	1,009	119
Mike Vanderjagt	1,004	126
Jason Elam	1,003	132
Ryan Longwell	1,002	136
Jan Stenerud	1,002	136

GOSTKOWSKI EXTENDS TEAM MARK

Gostkowski has scored at least one point in 142 games, a franchise record. He set the new record in a win vs. Denver on Nov. 24, 2013.

Patriots Record for Most Consecutive Games Scored

142	Stephen Gostkowski (12/17/06- present)
101	Adam Vinatieri (11/24/96-12/29/02)
101	John Smith (09/28/75-10/02/80)



PATRIOTS SPECIAL TEAMS NOTES

FIVE-TIME LEAGUE LEADER

Gostkowski led the NFL in scoring for the fourth straight season in 2015. He led the NFL with 151 points in 2015, 156 points in 2014, 158 points in 2013, 153 points in 2012 and 148 points in 2008. He joins Don Hutson and Gino Cappelletti as the only players to lead the NFL in scoring five times.

NFL Record for Most Seasons Leading the League in Scoring

5 Stephen Gostkowski (2008, 2012-15)

- 5 Don Hutson Green Bay (1940-44)
- 5 Gino Cappelletti Patriots (1961, 1963-66)
- 3 Earl Clark, Portsmouth (1932), Detroit (1935-36)
- 3 Pat Harder, Chicago Cardinals (1947-49)
- 3 Paul Hornung, Green Bay (1959-61)

GOSTKOWSKI GAME WINNERS

Gostkowski has seven career regular-season game-winning kicks and one in the playoffs.

GOSTKOWSKI'S CAREER GAME-WINNING FIELD GOALS

TIME LEFT	DISTANCE	FINAL SCORE	OPP	DATE
3:44 4th	32	23-21	ARI	09/11/2016
0:01 4th	54	27-16	NYG	11/15/2015
3:12 4th	53	34-31	HOU	12/01/2013
1:56, OT	31	34-31	DEN	11/24/2013
0:05, 4th	35	23-21	BUF	09/08/2013
1:56, OT	35	23-20	BAL	10/17/2010
11:02 OT	48	29-26	NYJ	10/21/2012
1:10, 4th	31	24-21	SD	01/14/2007*

*Postseason

GOSTKOWSKI BREAKS HIS OWN TEAM RECORD

Gostkowski set a Patriots franchise record with 38 field goals in 2013 and now owns the top four field goal seasons in team history.

MOST FIELD GOALS MADE IN A SEASON/PATRIOTS

Player	Field Goals	Year
Stephen Gostkowski	38	2013
Stephen Gostkowski	36	2008
Stephen Gostkowski	35	2014
Stephen Gostkowski	33	2015
Tony Franklin	32	1986
Adam Vinatieri	31	2004
Adam Vinatieri	31	1998

ON THE MARK

Gostkowski made 94.6 percent of his field goals in 2014 (35-of-37), setting a new team record for field goal percentage in a single season.

PATRIOTS BEST FIELD GOAL PCT./SEASON

(Minimum 30 Attempts)

Player	Years	FGM	FGA	Pct.
Stephen Gostkowski	2014	35	37	.946
Adam Vinatieri	2004	31	33	.939
Stephen Gostkowski	2013	38	41	.927
Stephen Gostkowski	2015	33	36	.917
Stephen Gostkowski	2008	36	40	.900
Adam Vinatieri	2002	27	30	.900

GOSTKOWSKI KICKS CAREER-LONG FG

Gostkowski connected on a career-long 57-yard field goal at Dallas on Oct. 11, 2015 to tie a franchise record. Adam Vinatieri kicked a 57-yarder at Chicago on Nov. 10, 2002. Gostkowski's previous long was a 54-yader vs. New Orleans (10/13/13).

30-PLUS FIELD GOAL SEASONS

Stephen Gostkowski is just the sixth player in NFL history to make 30 or more field goals in at least four different seasons after reaching 30 field goal for the third straight season in 2015.

Player	Team	Years	Seasons
John Carney	NYG/NO/SD	1993-94, 1999, 2002, 08	5
David Akers	SF/PHI	2002, 2008-11	5
Stephen Gostkowski	NE	2008, 2013-15	4
Adam Vinatieri	IND/NE	1998, 2004, 2013-14	4
Jay Feely	ARI/NYJ/NYG/ATL	2002, 05, 09, 13	4
Matt Stover	BAL	2000-01, 03, 05	4

FIFTH-MOST FGs IN A SEASON

MOST FIELD GOALS MADE IN A SEASON/NFL

Player	Field Goals	Year
David Akers (San Francisco)	44	2011
Neil Rackers (Arizona)	40	2005
Olindo Mare (Miami)	39	1999
Jeff Wilkins (St. Louis)	39	2003
Stephen Gostkowski (Patriots)	38	2013
Justin Tucker (Baltimore)	38	2013

MOST 50-YARD FIELD GOALS IN TEAM HISTORY

Gostkowski has the most 50-yard field goals in New England history.

PATRIOTS RECORD FOR MOST 50 YARD FIELD GOALS

Player	Years	FGM	FGA	Pct.
Stephen Gostkowski	2006-16	18	23	78.3
Adam Vinatieri	1996-2005	8	17	47.1
Tony Franklin	1984-87	3	6	50.0

MOST 50-YARD FGs IN A SEASON

Gostkowski was 5-of-6 on 50 yard field goals in 2013, the most by a Patriots player in a single season and was 4-of-5 from 50 yards in 2015. The NFL record for most successful 50-yard field goals in a season is 10 by Blair Walsh in 2012 with Minnesota.

AFC SPECIAL TEAMS PLAYER OF THE MONTH

Gostkowski was named AFC Special Teams Player of the Month for September in 2015. It is the third time in his career that he has received the honor. He was a perfect 7-of-7 on field goal attempts and 14-for-14 on extra points. He also finished the month of September first in the points (35) and touchbacks (18).

KICKING A CAREER HIGH

Stephen Gostkowski made five field goals vs. Cincinnati (10/5/14), setting a new single-game career high. Gostkowski's five field goals tied the second highest single-game total in Patriots history, trailing only Gino Cappelletti's six successful field goals on Oct. 4, 1964. The last time a Patriots player had five field goals in a game was on Nov. 14, 2004, when Adam Vinatieri had five field goals vs. Buffalo.

TWO FROM 50-PLUS

Gostkowski drilled a 51-yard field goal and a 53-yarder vs. Arizona (9/16/12) and connected on two 53-yard field goals at Houston on (12/1/13). He is the first Patriots player to have two 50-yard field goals in the same game.



PATRIOTS REFERENCE NOTES

ANNUAL ACHIEVEMENT

The Patriots have won more than half of their games for 15 consecutive seasons; the first team to win more than half of their games in 15 straight seasons since free agency began in 1993. Additionally, the Patriots are the only team in the NFL to have recorded nine or more wins in each of the last 15 seasons.

MOST CONSECUTIVE WINNING SEASONS (SINCE 1970 MERGER)

San Francisco (1983-98)	16
Dallas (1970-85)	16
New England (2001-15)	15
Oakland (1970-80)	11

MOST CONSECUTIVE WINNING SEASONS ALL-TIME

Dallas (1966-85)	20
San Francisco (1983-98)	16
Oakland (1965-80)	16
New England (2001-15)	15
Chicago (1930-44)	15
Green Bay (1934-47)	14
Cleveland (1957-69)	13

MOST SEASONS OF 9+ WINS SINCE 2001

New England	15
Indianapolis	12
Green Bay	11
Pittsburgh	11
Philadelphia	10
Baltimore	10

CONSECUTIVE PLAYOFF SEASONS

The Patriots have made the playoffs for seven consecutive seasons, two behind the NFL record held by Dallas and Indianapolis

MOST CONSECUTIVE PLAYOFF SEASONS/NFL HISTORY

9	Dallas Cowboys (1975-83) Indianapolis Colts (2002-10)
8	Pittsburgh Steelers (1972-79) Los Angeles Rams (1973-80)
7	New England Patriots (2009-15) Green Bay Packers (2009-15) Houston Oilers (1987-93)

MODEL OF CONSISTENCY

The Patriots have 30 winning seasons since the 1970 merger.

MOST WINNING SEASONS SINCE THE 1970 MERGER

1. Pittsburgh	33
2. New England	30
2. Dallas	30
4. Miami	29
5t. Denver	28
5t. Minnesota	28
7. San Francisco	26

PATRIOTS WIN 10 AGAIN IN 2015

New England reached at least 10 regular-season wins for 13 consecutive seasons, joining San Francisco (16) as the only teams to accomplish the feat.

Team	Years	Consecutive Seasons with 10+ Wins
San Francisco	1983-1998	16
New England	2003-2015	13
Indianapolis	2002-2010	9
Dallas	1975-1981	7

DIVISIONAL DOMINANCE I

The Patriots have the highest winning percentage vs. division opponents from November until the end of the season since 2002.

Team	W	L	T	Pct.
New England	35	11	0	.761
Indianapolis	37	12	0	.755
Green Bay	37	16	1	.698
Pittsburgh	38	17	0	.691
San Diego	32	18	0	.640

STRONG IN THE SECOND HALF

Since 2001, the Patriots have done a remarkable job of finishing the season strong, compiling an NFL-best 89-27 (.767) record in games on or after Thanksgiving.

PATRIOTS BEFORE AND AFTER THANKSGIVING SINCE 2001

Season	Pre-Thanksgiving	Post-Thanksgiving	Overall
2001	5-5 (.500)	9-0 (1.000)	14-5*
2002	6-5 (.545)	3-2 (.600)^	9-7
2003	9-2 (.818)	8-0 (1.000)	17-2*
2004	9-1 (.900)	8-1 (.889)	17-2*
2005	6-4 (.600)	5-3 (.625)	11-7*
2006	7-3 (.700)	7-2 (.777)	14-5*
2007	10-0 (1.000)	8-1 (.889)	18-1*
2008	7-4 (.636)	4-1 (.800)	11-5
2009	7-3 (.700)	3-4 (.429)	10-7*
2010	8-2 (.800)	6-1 (.857)^	14-3*
2011	7-3 (.700)	8-1 (.889)	15-4*
2012	7-3 (.700)	6-2 (.750)^	13-5*
2013	8-3 (.727)	5-2 (.833)	13-5*
2014	9-2 (.818)	6-2 (.750)	15-4*
2015	10-0 (1.000)	3-5 (.375)	13-5*
Totals	115-40 (.742)	89-27 (.767)	204-67

*-Includes playoffs ^Includes games played on Thanksgiving

BEST RECORDS ON OR AFTER THANKSGIVING SINCE 2001

Team	W	L	T	Pct.
New England	89	27	0	.767
Pittsburgh	72	35	0	.673
Green Bay	66	41	0	.617
Philadelphia	62	39	0	.596
San Diego	56	39	0	.589

NFL'S BEST AT HOME

Since Gillette Stadium opened in 2002, the Patriots own the NFL's best record at home overall. The Patriots own an overall record of 97-17 (.851) at home in regular season games and a 111-20 (.847) record including playoffs.

BEST HOME RECORDS SINCE 2002 (including playoffs)

Team	W	L	T	Pct.
New England	111	20	0	.847
Indianapolis	91	34	0	.728
Seattle	89	35	0	.718
Pittsburgh	87	34	1	.717
Baltimore	85	32	0	.726
Green Bay	84	37	1	.693
Denver	84	39	0	.683
San Diego	74	44	0	.627
Minnesota	73	43	0	.629
Arizona	72	46	0	.610
Philadelphia	72	51	0	.585

SHARP AT GILLETTE

The Patriots concluded a 20-game home winning streak with a 24-20 loss to the New York Giants on Nov. 6, 2011. It was the longest home win streak in team history. The Patriots own an overall record of 97-17 (.851) at Gillette Stadium in regular season games. The NFL record for most consecutive home victories is 27, achieved by Miami from 1971-74.

HIGHEST HOME WINNING PCT. SINCE 1970 (MINIMUM 25 GAMES):

Team	Stadium	W-L-T	WIN PCT.
New England	Gillette Stadium	97-17-0	.851
Miami	Orange Bowl	101-22-1	.819
Minnesota	Metropolitan Stadium	64-23-1	.733
Pittsburgh	Heinz Field	88-32-1	.731
LA Rams	Memorial Coliseum	53-20-2	.726

LONGEST HOME WINNING STREAK/PATRIOTS HISTORY (REG. SEASON)

Streak	First Win	Last Win
20	Dec. 12, 2008	Oct. 16, 2011
18	Dec. 29, 2002	Sept. 8, 2005
16	Dec. 30, 2012	Dec. 28, 2014
12	Nov. 26, 2006	Sept. 7, 2008
10	Sept. 18, 1976	Oct. 30, 1977



PATRIOTS REFERENCE NOTES

FORCING THE ISSUE

The Patriots lead the NFL with a +176 turnover margin since the 1994 season.

NFL TURNOVER MARGIN SINCE 1994

Rank	Team	Turnover Margin
1.	New England	+180
2.	Kansas City	+112
3.	Green Bay	+93

WHAT'S THE POINT?

During the past 16 seasons, the Patriots defense has always ranked higher in points allowed than in yards allowed except for 2007, when both ranked fourth and in 2015.

	Avg. Points Allowed	Avg. Yds Allowed
2015	19.7 (10)	339.4 (9)
2014	19.5 (8)	344.1 (13)
2013	21.1 (10)	373.1 (26)
2012	20.7 (9t)	373.3 (25)
2011	21.4 (15)	411.1 (31)
2010	19.6 (8)	365.5 (25)
2009	17.8 (5)	320.2 (11)
2008	19.3 (8)	309.0 (10)
2007	17.1 (4)	288.3 (4)
2006	14.8 (2)	294.4 (6)
2005	21.1 (17)	330.2 (26)
2004	16.3 (2t)	310.6 (9)
2003	14.9 (1)	291.6 (7)
2002	21.6 (17)	336.1 (23)
2001	17.0 (6)	334.5 (24)
2000	21.1 (17)	334.6 (20)

TOP 10 OFFENSE

Since the 1970 merger, the Patriots offense has finished in the top 10 a total of 20 times, including 10 times under Bill Belichick. The 2015 Patriots offense is ranked sixth (374.4)

Year	Rank
2015	6 (374.4)
2013	7 (384.5)
2012	1 (427.9)
2011	2 (428.0)
2010	8 (363.8)
2009	3 (397.3)
2008	5 (365.4)
2007	1 (411.3)
2005	7 (352.0)
2004	7 (411.3)

TOP OFFENSE

The Patriots had finished in the top-10 in offense for seven straight seasons (2007-13), second only to the nine straight by New Orleans (2006-14).

The NFL record for the most consecutive seasons finishing in the top-10 in offense since the merger in 1970 is the San Francisco 49ers with 15 (1982-96).

IN A RUSH FOR THE END ZONE

Since 2003, the Patriots and Kansas City are the only teams to average more than one rushing touchdown per game. The Patriots have 230 rushing touchdowns in 210 games.

RUSHING TOUCHDOWNS SINCE 2003 (REGULAR SEASON)

New England	230
Kansas City	212
Minnesota	204
San Diego	204
Philadelphia	201
Carolina	197
Denver	187

HISTORIC SCORING CLIP

The Patriots had a historic scoring output over a three-game span in October and November 2014. New England tied a team record by scoring 40 or more points in three consecutive games from Oct. 26 to Nov. 16. The Patriots also scored 40 or more in three straight games in 2007. The Patriots have scored 40 or more points 62 times in team history, including 35 times since Bill Belichick became head coach in 2000, and 19 times since 2010.

PATRIOTS HISTORY / MOST CONSECUTIVE GAMES WITH 40+ POINTS

Gm	Year	Game 1	Game 2	Game 3
3	2014	10/26/14 (51-23 v. CHI)	11/02/14 (43-21 v. DEN)	11/16/14 (42-20 @ IND)
3	2007	10/14/07 (48-27 @ DAL)	10/21/07 (49-28 @ MIA)	10/28/07 (52-7 v. WAS)
2	1962	09/21/62 (41-16 v. DEN)	10/06/62 (43-14 @ NYT)	
2	2002	09/15/02 (44-7 @ NYJ)	09/22/02 (41-38 v. KC)	
2	2008	12/14/08 (49-26 @ OAK)	12/21/08 (47-7 v. ARZ)	
2	2010	11/25/10 (45-24 @ DET)	12/06/10 (45-3 v. NYJ)	
2	2012	11/18/12 (59-24 v. IND)	11/22/12 (49-19 @ NYJ)	
2	2015	09/20/15 (40-32 @ BUF)	09/27/15 (51-17 vs. JACK)	

SCORING FLURRY

The Patriots scored three touchdowns in a 57-second span during the final two minutes of the first half against Chicago on Oct. 26, 2014 to turn a 17-7 lead into a 38-7 cushion. It was the fastest three-touchdown flurry in the NFL since the Patriots had three touchdowns in 52 seconds against the New York Jets on Nov. 22, 2012. The Patriots are one of three teams to score three touchdowns in under a minute since the 1970 merger, and are the only team to have achieved the feat twice.

NFL TEAMS TO SCORE THREE TDs IN LESS THAN 1 MINUTE

- 2014 New England Patriots vs. Chicago Bears (10-26-14)
- 2012 New England Patriots at New York Jets (11-22-12)
- 2002 Seattle Seahawks vs. Minnesota Vikings (9-29-02)
- 1998 Atlanta Falcons vs. Carolina Panthers (10-4-98)

HOW THE PATRIOTS SCORED THREE TOUCHDOWNS IN 57 SECONDS:

- ★ Rob Gronkowski got the scoring started by hauling in a 2-yard touchdown pass from Tom Brady with 1:57 left in the first half to make the score 24-7 and cap off a 10-play, 80-yard drive.
- ★ After the Patriots defense forced a quick three-and-out, a 42-yard Julian Edelman punt return gave New England possession at the Chicago 9-yard line, and Brady found Brandon LaFell for a 9-yard touchdown on the next play to give the Patriots a 31-7 lead with 1:07 left in the first half.
- ★ On the Bears' first play following the LaFell touchdown, Zach Moore forced a Jay Cutler fumble that was recovered by Rob Ninkovich and returned for a 15-yard touchdown and a 38-7 Patriots lead with 55 seconds left in the first half.

A COMEBACK FOR THE AGES

The Patriots came back from a 24-point deficit to defeat the Broncos, 34-31, in overtime in a Sunday Night Football matchup on Nov. 24, 2013, marking the largest comeback win in team history, after trailing 24-0 at halftime.

New England's previous best comeback win was from a 23-0 deficit to win, 38-23, vs. Seattle (9/16/84). The Patriots also came back from 22 points down to win at the New York Giants, 23-22 (12/21/96). The Patriots have come from 21 points down to win four times, most recently vs. Buffalo (1/1/12).



PATRIOTS PLAYOFF NOTES

PATRIOTS IN THE PLAYOFFS

The Patriots have qualified for the playoffs 23 times in their 56-year history. Seventeen of those playoff berths have come in the 22 seasons since Robert Kraft purchased the team in 1994, a dramatic contrast to the six total playoff berths the team earned in its first 34 years of existence. The Patriots have won 18 division crowns, including 13 in the last 15 seasons, and have qualified as a Wild Card team four times (1976, 1985, 1994 and 1998). The Patriots also qualified for the playoffs in 1982 during the strike season.

PATRIOTS PLAYOFF SEASONS (23)

Year	How Qualified	Seed	Record	Result
2015	Division Champions	2	1-1	AFC Championship Game
2014	Division Champions	1	3-0	Super Bowl Champions
2013	Division Champions	2	1-1	AFC Championship Game
2012	Division Champions	2	1-1	AFC Championship Game
2011	Division Champions	1	2-1	AFC Champions
2010	Division Champions	1	0-1	AFC Divisional Round
2009	Division Champions	3	0-1	Wild Card Round
2007	Division Champions	1	2-1	AFC Champions
2006	Division Champions	4	2-1	AFC Championship Game
2005	Division Champions	4	1-1	AFC Divisional Round
2004	Division Champions	2	3-0	Super Bowl Champions
2003	Division Champions	1	3-0	Super Bowl Champions
2001	Division Champions	2	3-0	Super Bowl Champions
1998	Wild Card	6	0-1	Wild Card Round
1997	Division Champions	3	1-1	AFC Divisional Round
1996	Division Champions	2	2-1	AFC Champions
1994	Wild Card	5	0-1	Wild Card Round
1986	Division Champions	3	0-1	AFC Divisional Round
1985	Wild Card	5	3-1	AFC Champions
1982*	16-Team Format	7	0-1	First Round
1978	Division Champions	2	0-1	AFC Divisional Round
1976	Wild Card	4	0-1	AFC Divisional Round
1963	Division Champions	-	1-1	AFL Championship Game

*-Strike Year

29-19 Record

MOST PLAYOFF WINS IN A DECADE

The Patriots won 14 playoff games in the decade from 2000-09, tying the 1970s Pittsburgh Steelers and Dallas Cowboys for the most playoff victories by any NFL team in either the 1930s, 1940s, 1950s, 1960s, 1970s, 1980s, 1990s or 2000s.

MOST PLAYOFF VICTORIES IN A DECADE

Team	Decade	Playoff Wins	Championships
New England	2000s	14	2001, 2003, 2004
Dallas	1970s	14	1971, 1977
Pittsburgh	1970s	14	1974, 1975, 1978, 1979
San Francisco	1980s	13	1981, 1984, 1988, 1989
Dallas	1990s	12	1992, 1993, 1995
Washington	1980s	11	1982, 1987
Buffalo	1990s	10	-
Pittsburgh	2000s	10	2005, 2008
Green Bay	1960s	9	1961, 1962, 1965, 1966, 1967
Green Bay	1990s	9	1996

TITLE TOWN

The Patriots have now won the AFC East for seven straight seasons, besting the five straight the team won from 2003-07 for the longest streak in AFC East division history. The Patriots have won 13 of the last 15 division crowns. The Patriots have won 15 division titles in the 22 seasons since Robert Kraft bought the team in 1994.

MOST CONSECUTIVE AFC EAST TITLES

Team	Streak	Years
New England Patriots	7	2009-15
New England Patriots	5	2003-07
Buffalo Bills	4	1988-91
Miami Dolphins	4	1981, 1983-85*
Miami Dolphins	4	1971-74
Baltimore Colts	3	1975-77
Buffalo Bills	3	1964-66@

*Due to 1982 strike, the NFL played just a nine-game season and the standings were not divided into divisions that season.

@AFL

The Patriots join the Los Angeles Rams (1973-79) as the only teams to win seven straight division titles. won seven straight NFC West titles.

MOST CONSECUTIVE DIVISION TITLES

Team	Division	Titles	Years
New England Patriots	AFC East	7	2009-15
Los Angeles Rams	NFC West	7	1973-79
Pittsburgh Steelers	AFC Central	6	1974-79
Minnesota Vikings	NFC Central	6	1973-78
Dallas Cowboys	NFL Capitol/NFC East	6	1966-71
Cleveland Browns	American/Eastern Conf.	6	1950-55
New England Patriots	AFC East	5	2003-07
Denver Broncos	AFC West	5	2011-15
Indianapolis Colts	AFC South	5	2003-07
Dallas Cowboys	NFC East	5	1992-96
San Francisco 49ers	NFC West	5	1986-90
Chicago Bears	NFC Central	5	1984-88
Oakland Raiders	AFC West	5	1972-76

HOME DOMINANCE

The Patriots have an 18-4 (.818) all-time record in home playoff games.

The Patriots' .818 winning percentage at home in the postseason is second among teams with at least 10 home playoff games.

TEAM	RECORD	PCT.
Seattle	11-2	.846
New England	18-4	.818
Oakland	19-5	.792
Green Bay	17-5	.773
Denver	17-5	.773
Buffalo	10-3	.769
Washington	13-5	.722
Dallas	20-8	.714



PATRIOTS PLAYOFF NOTES

ALL-TIME PLAYOFF RESULTS

The Patriots have compiled a 29-19 record in their 48 playoff games and their .604 playoff winning percentage is tied for the second-best in NFL history among teams that have played at least 15 playoff games.

PATRIOTS PLAYOFF RECORD BY ROUND

Round	Record
First Round*	0-1
Wild Card Round	4-3
Divisional Round	13-6
AFC Championship	8-4
AFL Championship	0-1
Super Bowl	4-4
Total	29-19

* 1982 Strike Season

ALL-TIME BEST NFL PLAYOFF RECORDS

(Minimum 15 Postseason Games)

Team	Wins	Losses	Win Pct.
Baltimore Ravens	15	8	.652
New England/Boston Patriots	29	19	.604
Green Bay Packers	32	21	.604
San Francisco 49ers	30	20	.600
Carolina Panthers	9	6	.600
Pittsburgh Steelers	34	23	.596
Oakland/L.A. Raiders	25	18	.581
Dallas Cowboys	34	26	.567

MOST POSTSEASON WINS ALL-TIME

Team	Wins
Dallas Cowboys	34
Pittsburgh Steelers	34
Green Bay Packers	32
San Francisco 49ers	30
New England Patriots	29
Oakland Raiders	25

A GOOD PLAYOFF RUN

Teams to win at least one playoff game in five consecutive postseasons (since the 1970 merger)

Team	Consecutive seasons	Years	Wins
Dallas	6	1991-96	12
Patriots	5	2011-15	8
Patriots	5	2003-07	11
Baltimore	5	2008-12	9
Philadelphia	5	2000-04	7
Green Bay	5	1993-97	9
Oakland	5	1973-77	7

2015 AFC EAST CHAMPIONS

The Patriots claimed the AFC East Division title for the seventh consecutive season and for the 15th time under Robert Kraft.

DIVISION CHAMPIONSHIPS SINCE 1994

New England Patriots	15
Pittsburgh Steelers	11
Green Bay Packers	11
Indianapolis Colts	10

FIVE STRAIGHT CONFERENCE CHAMPIONSHIP GAMES

The Patriots advanced to the AFC Championship for the fifth straight season in 2015, joining Oakland as the only teams to reach five straight conference championship games.

NFL TEAMS WITH AT LEAST THREE CONSECUTIVE CONFERENCE CHAMPIONSHIP GAME APPEARANCES SINCE 1970 MERGER

Team	Years	Results
New England Patriots	(5) 2011-2015	(2-3) W, L, L, W, L
Oakland Raiders	(5) 1973-1977	(1-4) L, L, L, W, L
Philadelphia Eagles	(4) 2001-2004	(1-3) L, L, L, W
Buffalo Bills	(4) 1990-1993	(4-0) W, W, W, W
Dallas Cowboys	(4) 1970-1973	(2-2) W, W, L, L
Dallas Cowboys	(4) 1992-1995	(3-1) W, W, L, W
San Francisco 49ers	(3) 2011-2013	(1-2) L, W, L
Dallas Cowboys	(3) 1980-1982	(0-3) L, L, L
Green Bay Packers	(3) 1995-1997	(2-1) L, W, W
Miami Dolphins	(3) 1971-1973	(3-0) W, W, W
Pittsburgh Steelers	(3) 1974-1976	(2-1) W, W, L
San Francisco 49ers	(3) 1992-1994	(1-2) L, L, W
San Francisco 49ers	(3) 1988-1990	(2-1) W, W, L
St. Louis Rams	(3) 1974-1976	(0-3) L, L, L

ALL-TIME SUPER BOWL BERTHS

New England advanced to its eighth Super Bowl in franchise history in 2014, a total that is tied with Dallas, Denver and Pittsburgh for the most Super Bowl berths.

TEAM	SUPER BOWLS
New England Patriots	8
Dallas Cowboys	8
Denver Broncos	8
Pittsburgh Steelers	8
San Francisco 49ers	6
GB, NYG, OAK, WAS, MIA	5



PATRIOTS FOOTBALL Network

The **Patriots Football Network (PFN)** is the full portfolio of media offerings from the three-time Super Bowl Champion New England Patriots. PFN provides Patriots content produced both in-house and with media partners spanning print, television, radio and the Internet.

PATRIOTS ALL ACCESS

The Emmy Award-winning "Patriots All-Access" airs weekly throughout the season on WBZ-TV Channel 4 in Boston and regional affiliates in Hartford, Providence and Springfield, MA, Burlington, VT Portland and Bangor ME. "Patriots All-Access" features exclusive behind-the-scenes access and in-depth weekly features on Patriots players and personnel. Hosted by WBZ's Steve Burton, the show features weekly sit-downs with Bill Belichick including the popular "Belestrator" segment where the coach breaks down upcoming opponents with Scott Zolak. The program airs Fridays from 7 p.m.-8 p.m. on WBZ-TV and Sunday from 9 a.m.-10 a.m. on myTV38 in Boston. Check local listings for airtime.



"Patriots All-Access" airs Fridays from 7-8 p.m. on **WBZ-TV** and Sunday from 9-10 a.m. on **myTV38** in Boston. **Check local listings for airtime.** Check your local listings for airtime.

TOTALLY PATRIOTS



Totally Patriots is a unique, one-of-a-kind Patriots show aimed for the next generation of Patriots fans. This weekly, youth-oriented football show allows school-aged fans unprecedented access to their favorite players, enabling them to ask questions in a relaxed informal setting.

PATRIOTS TODAY AND PATRIOTS THIS WEEK

PATRIOTS TODAY: Available daily at Patriots.com.

PATRIOTS THIS Week: Insider information. Passionate debate. Timely analysis. That's what "Patriots This Week" delivers. The show, hosted by Bob Socci with former Patriots Scott Zolak and Matt Chatham, is a fast-paced, half-hour of football talk. From breaking down the previous contest to game planning the next opponent, there's no better way to get ready for football than "Patriots This Week" — every Friday night at 10:30 p.m. on Comcast SportsNet

PATRIOTS.COM

NEWS

Patriots.com features daily updates and exclusive content from the writers of *Patriots Football Weekly*, offering everything from breaking news to player features and the popular "Ask PFN" postings.

VIDEO

The first professional sports team website to offer streaming video provides Patriots fans with a variety of exclusive video content. Visitors can choose their channel and watch exclusive video from news to cheerleaders. Patriots.com also features video of every Patriots press conference, including postgame press conferences and Coach Belichick's weekday media updates.

AUDIO

Patriots Web Radio programming is available exclusively on Patriots.com beginning at noon each day, Monday through Friday. Kicking off the programming lineup is PFW In Progress, a daily online program that features candid commentary from the writers of Patriots Football Weekly. Following PFW In Progress is Patriots Playbook, hosted by John Rooke, featuring items from around the NFL. Fantasy Football Champs and Football Nation round out the Patriots.com radio lineup. Patriots.com also offers streaming audio of every Patriots press conference, as well as archives of Patriots.com Radio shows and exclusive podcasts.

PATRIOTS MONDAY ON WEEI

WEEI Sports Radio broadcasts Patriots Monday each week, offering fans unique insight and analysis from Coach Belichick and Tom Brady in addition to other Patriots players. WEEI will broadcast Patriots Monday live from Gillette Stadium each Monday, kicking off with Dennis & Callahan at 6 a.m.

PATRIOTS FRIDAY ON WAAF

WAAF broadcasts Patriots Friday each week, offering fans a look ahead at the weekend's game, match ups and rivalries. Various Patriots players will be featured on air. WAAF will broadcast Patriots Fridays each week throughout the season with Greg Hill from the Hill-Man Morning Radio Show.

98.5 THE SPORTS HUB PATRIOTS RADIO NETWORK

98.5 The Sports Hub is the Patriots' flagship station, broadcasting every Patriots game across its FM radio network and featuring broadcasting duo Bob Socci and Scott Zolak. Three hours prior to kickoff, during halftime and after the game, Marc Bertrand and Chris Gasper will be serving up all the pregame and postgame news and notes, including live sound from the postgame press conferences.



FLAGSHIP STATION

WBZ-FM...Boston	98.5 FM
Massachusetts	
WBZ-FM...Boston	98.5 FM
WAQY...Springfield	102.1 FM
WBEC...Pittsfield	1420 AM
WPKZ...Fitchburg	1280 AM
WNAW...North Adams	1230 AM
WBSM...New Bedford	1420 AM
WPVQ...Greenfield	95.3 FM
WSAR...Fall River	1480 AM
WVFX...Worcester	100.1 FM
WXTK...Hyannis	95.1 FM
WMRC...Milford	1490 AM
Maine	
WBLM...Portland	102.9 FM
WEBB...Augusta	98.5 FM
WEZQ...Bangor	92.9 FM
WEGP...Presque Isle	1390 AM

Connecticut

WTIC...Hartford	1080 AM
WINY...Putnam	1350 AM
WMOS...New London	102.3 FM
WGCH...Greenwich	1490 AM
WINE...Brookfield	940 AM

New Hampshire

WFNQ...Nashua	106.3 FM
WPKQ...North Conway	103.7 FM
WSAK...Hampton	102.1 FM
WSHK...Portsmouth/Dover	105.3 FM
WNNH...Concord	99.1 FM
WLNH...Laconia	98.3 FM
WEMJ...Laconia	1490 AM
WINQ...Keene	98.7 FM
WXXX...Lebanon	100.5 FM

Vermont

WCPV...Burlington	101.3 FM
WDVT...Rutland	94.5 FM
WIKE...Newport	1490 AM
WKVT...Brattleboro	92.7 FM
WRFK...Barre/Montpelier	107.1 FM
WSTJ...St. Johnsbury	1340 AM

Rhode Island

WPRO...Providence	630 AM
WEAN...Providence	99.7 FM

New York

WINU...Albany	104.9 FM
WENU...Glens Falls	1410 AM
WHTK...Rochester	1280 AM



WINNINGEST PRO SPORTS TEAM SINCE 1994

PATRIOTS ARE SECOND WINNINGEST PRO SPORTS FRANCHISE SINCE 1994

Since the 1994 season, the Patriots have won 68.7 percent of their regular season games (244-111), the second highest winning percentage in major American professional sports over that period. Since 1994, there have been 145 franchises that have fielded teams in the five major American sports leagues (NFL, MLB, NBA, NHL and MLS).

SECOND HIGHEST WINNING PERCENTAGE IN MAJOR AMERICAN PROFESSIONAL SPORTS, 1994-PRESENT

(Regular Season – Includes National Football League, Major League Baseball, National Basketball Association, National Hockey League and Major League Soccer)

Records updated through games of September 27, 2016

Rk	Records since 1994	Lg.	W	L	T/OTL	PCT.
1	San Antonio Spurs	NBA	1213	543	0	0.691
2	New England Patriots	NFL	244	111	0	0.687
3	Detroit Red Wings	NHL	963	458	233	0.653
4	Green Bay Packers	NFL	228	126	1	0.644
5	Pittsburgh Steelers	NFL	223	131	1	0.630
6	Denver Broncos	NFL	218	137	0	0.614
7	Indianapolis Colts	NFL	214	141	0	0.603
8	New Jersey Devils	NHL	872	558	224	0.595
10	Los Angeles Lakers	NBA	1044	712	0	0.595
11	Dallas Stars	NHL	863	565	226	0.590
9	New York Yankees	MLB	2137	1512	0	0.586
11	Philadelphia Flyers	NHL	828	558	255	0.582
13	Colorado Avalanche/Quebec Nordiques	NHL	853	592	209	0.579
14	Utah Jazz	NBA	1013	743	0	0.577
15	Seattle Sounders FC	MLS	120	80	59	0.577
16	St. Louis Blues	NHL	832	589	232	0.574
17	Oklahoma City/Seattle Thunder	NBA	1007	749	0	0.573
18	Dallas Mavericks	NBA	1005	751	0	0.572
19	Miami Heat	NBA	997	749	0	0.571
20	Los Angeles Galaxy	MLS	306	215	138	0.569
21	Pittsburgh Penguins	NHL	836	618	199	0.566
22	Boston Bruins	NHL	808	594	252	0.565
23	San Jose Sharks	NHL	822	609	223	0.564
25	Houston Rockets	NBA	979	777	0	0.558
23	Atlanta Braves	MLB	2035	1616	0	0.557
26	Washington Capitals	NHL	808	621	224	0.557
27	Phoenix Suns	NBA	976	780	0	0.556
28	Philadelphia Eagles	NFL	196	157	1	0.555
29	Indiana Pacers	NBA	973	782	0	0.554
30	Vancouver Canucks	NHL	799	621	234	0.554
31	Ottawa Senators	NHL	798	629	227	0.551
32	Baltimore Ravens	NFL	176	146	1	0.547
33	Nashville Predators	NHL	645	521	184	0.546
34	Boston Red Sox	MLB	1995	1659	0	0.546
35	Anaheim Ducks	NHL	786	640	228	0.544
36	St. Louis Cardinals	MLB	1979	1652	0	0.542
37	Chicago Blackhawks	NHL	771	635	239	0.541
38	Portland TrailBlazers	NBA	950	806	0	0.541
39	New York Rangers	NHL	790	657	207	0.540
40	Montreal Canadiens	NHL	777	652	225	0.538
41	Minnesota Wild	NHL	558	469	169	0.537
42	Minnesota Vikings	NFL	190	164	0	0.537
43	Seattle Seahawks	NFL	190	165	1	0.535
44	San Francisco 49ers	NFL	189	165	1	0.534
45	Los Angeles Dodgers	MLB	1952	1701	0	0.534
46	Dallas Cowboys	NFL	188	167	0	0.530
47	Buffalo Sabres	NHL	760	672	222	0.527
48	Cleveland Indians	MLB	1919	1731	0	0.526
49	Los Angeles/Anaheim/CA Angels	MLB	1920	1736	0	0.525
50	San Francisco Giants	MLB	1912	1741	0	0.523

NOTES: This analysis uses NFL rules when calculating winning percentage, counting ties as a half-win and a half-loss. For NHL teams, overtime losses (OTL) and ties from 2001-2004 (the NHL abolished ties in 2005-2006 and instituted a shootout system) are counted as ties when calculating winning percentage.

*The Miami Fusion were contracted following the 2001 MLS season.

HIGHEST WINNING PERCENTAGE AMONG BOSTON-AREA MAJOR PROFESSIONAL SPORTS TEAMS, 1994-PRESENT

(Rankings listed below are each team's overall ranking among the 145 major American pro sports teams)

Records updated through games of September 18, 2016

Rank	Team	Lg.	W	L	T/OTL	Pct.
2	New England Patriots	NFL	244	111	0	0.687
22	Boston Bruins	NHL	808	594	252	0.565
34	Boston Red Sox	MLB	1995	1659	0	0.546
84	Boston Celtics	NBA	867	888	0	0.494
104	New England Revolution	MLS	248	280	132	0.476