

# BUFFALO BILLS

## 2016 WEEKLY RELEASE



**REGULAR SEASON WEEK 3 :  
BUFFALO BILLS VS. ARIZONA CARDINALS**

**SUNDAY, SEPTEMBER 25, 2016 - 1:00 p.m.**



# BUFFALO BILLS

# 2016 WEEKLY RELEASE



**REGULAR SEASON WEEK 3: BUFFALO BILLS VS. ARIZONA CARDINALS**  
**SUNDAY, SEPTEMBER 25, 2016 1:00 p.m. FOX-TV**

## BILLS WELCOME THE CARDINALS

The Buffalo Bills will square off against the Arizona Cardinals at New Era Field on Sunday, September 25 with kickoff at 1:00 p.m. Sunday's game will mark the 11th meeting between the Bills and Cardinals and their first game since 2012.

### BILLS-CARDINALS REGULAR SEASON SERIES

- Overall regular season record: 6-4
- Bills at home vs. Cardinals: 3-1
- Last meeting at home: 10/31/2004, W 38-14
- First regular season meeting: 10/31/1975, L 23-28 @ Buffalo
- Last regular season meeting: 10/14/2012, W 19-16 @ Arizona

## BROADCAST INFO

**TELEVISION:** FOX-TV  
**PRODUCER:** Barry Landis  
**DIRECTOR:** Bryan Lilley  
**PLAY-BY-PLAY:** Kenny Albert  
**COLOR ANALYST:** Daryl Johnston  
**SIDELINE:** Laura Okmin



### BILLS RADIO NETWORK

**FLAGSHIP:** Buffalo - WGR550 (550AM); Toronto - Fan 590; Rochester - WCMF (96.5) and WROC (950AM); Syracuse - WTKW (99.5/ WTKV 105.5)  
**PLAY-BY-PLAY:** John Murphy (29th year, 13th as play-by-play)  
**COLOR ANALYST:** Mark Kelso (11th year)  
**SIDELINE:** Sal Capaccio (3rd year)

## 2016 SCHEDULE

WEEK	DATE	OPPONENT	TIME/RESULT
1	9/11/16	at Baltimore Ravens	L, 7-13
2	9/15/16	NEW YORK JETS	L, 31-37
3	9/25/16	ARIZONA CARDINALS	1:00 p.m.
4	10/2/16	at New England Patriots	1:00 p.m.
5	10/9/16	at Los Angeles Rams	4:25 p.m.
6	10/16/16	SAN FRANCISCO 49ers	1:00 p.m.
7	10/23/16	at Miami Dolphins	1:00 p.m.
8	10/30/16	NEW ENGLAND PATRIOTS	1:00 p.m.
9	11/7/16	at Seattle Seahawks	8:30 p.m.
10		BYE WEEK	
11	11/20/16	at Cincinnati Bengals	1:00 p.m.
12	11/27/16	JACKSONVILLE JAGUARS	1:00 p.m.
13	12/4/16	at Oakland Raiders	4:05 p.m.
14	12/11/16	PITTSBURGH STEALERS	1:00 p.m.
15	12/18/16	CLEVELAND BROWNS	1:00 p.m.
16	12/24/16	MIAMI DOLPHINS	1:00 p.m.
17	1/1/17	at New York Jets	1:00 p.m.

## MEDIA SCHEDULE

### TUESDAY, SEPT. 20

No Media Availability

### WEDNESDAY, SEPT. 21

Arizona Cardinals HC Bruce Arians Conference Call: 11:10 AM  
 Coach Ryan Available: 11:35 AM  
 Practice: 12:00 PM (Stretch & Individual Only)  
 Open Locker Room: Post-Practice  
 Arizona Cardinals Conference Call Larry Fitzgerald Conference Call: 4:25 PM

### THURSDAY, SEPT. 22

Practice: 11:45 AM (Stretch & Individual Only)  
 Coach Ryan Available: Post-Practice  
 Open Locker Room: Post-Practice  
 Assistant Coaches Available Upon Request:  
 Please submit interview requests and topics to a member of the Bills media relations staff by 12 PM Wednesday.

### FRIDAY, SEPT. 23

Practice: 10:40 AM (Stretch & Individual Only)  
 Coach Ryan Available: Post-Practice  
 Open Locker Room: Post-Practice

### SATURDAY, SEPT. 24

No Media Availability

### SUNDAY, SEPT. 25

1:00 p.m. Bills vs. Cardinals @ New Era Field

**Scott Berchtold - Senior Vice President/Communications**  
 scott.berchtold@bills.nfl.net :: 716-312-8701

**Kevin Kearns - Manager of Media Relations**  
 kevin.kearns@bills.nfl.net :: 716-312-8704

**Kristy Boncal - Alumni & Media Coordinator**  
 kristy.boncal@bills.nfl.net :: 716-312-8620

**Chris Jenkins - Executive Director of Media Relations**  
 chris.jenkins@bills.nfl.net :: 716-312-8702

**Chris Fanelli - Coordinator of Media Relations**  
 chris.fanelli@bills.nfl.net :: 716-312-8717

# BILLS 2016 REGULAR SEASON STATISTICS

BUFFALO BILLS / WEEK 2 / THROUGH MONDAY, SEPTEMBER 19, 2016

WON 0, LOST 2				* RUSHING	No.	Yds	Avg	Long	TD				
09/11	L 7-13	at Baltimore	71,104	McCoy	31	117	3.8	24	1				
09/15	L 31-37	New York Jets	70,256	Taylor	7	36	5.1	15	0				
09/25		Arizona		Manuel	2	2	1.0	2	0				
10/02		at New England		Bush	3	-4	-1.3	5	0				
10/09		at Los Angeles		TEAM	43	151	3.5	24	1				
10/16		San Francisco		OPPONENTS	64	206	3.2	12t	3				
10/23		at Miami		* RECEIVING	No.	Yds	Avg	Long	TD				
10/30		New England		McCoy	8	43	5.4	10	0				
11/07		at Seattle		Clay	7	67	9.6	33	0				
11/20		at Cincinnati		Watkins	6	63	10.5	19	0				
11/27		Jacksonville		Woods	5	30	6.0	10	0				
12/04		at Oakland		Salas	4	89	22.3	71t	1				
12/11		Pittsburgh		Goodwin	2	112	56.0	84t	1				
12/18		Cleveland		Gillislee	2	14	7.0	18t	1				
12/24		Miami		TEAM	34	418	12.3	84t	3				
01/01		at New York Jets		OPPONENTS	46	632	13.7	66t	2				
		Buff.	Opp.	* INTERCEPTIONS	No.	Yds	Avg	Long	TD				
TOTAL FIRST DOWNS		27	46	TEAM	0	0	---	---	0				
Rushing		11	11	OPPONENTS	1	0	0.0	0	0				
Passing		14	29	* PUNTING	No.	Yds	Avg	Net	TB	In	Lg	B	
Penalty		2	6	Schmidt	10	431	43.1	41.0	1	4	50	0	
3rd Down: Made/Att		6/23	14/28	TEAM	10	431	43.1	41.0	1	4	50	0	
3rd Down Pct.		26.1	50.0	OPPONENTS	5	210	42.0	36.2	0	1	47	0	
4th Down: Made/Att		3/4	0/1	* PUNT RETURNS	Ret	FC	Yds	Avg	Long	TD			
4th Down Pct.		75.0	0.0	Tate	2	1	29	14.5	21	0			
POSSESSION AVG.		23:58	36:03	Bush	0	1	0	---	---	0			
TOTAL NET YARDS		553	801	TEAM	2	2	29	14.5	21	0			
Avg. Per Game		276.5	400.5	OPPONENTS	2	2	1	0.5	8	0			
Total Plays		98	136	* KICKOFF RETURNS	No.	Yds	Avg	Long	TD				
Avg. Per Play		5.6	5.9	Tate	5	125	25.0	45	0				
NET YARDS RUSHING		151	206	O'Leary	1	13	13.0	13	0				
Avg. Per Game		75.5	103.0	TEAM	6	138	23.0	45	0				
Total Rushes		43	64	OPPONENTS	6	91	15.2	23	0				
NET YARDS PASSING		402	595	* FIELD GOALS	1-19	20-29	30-39	40-49	50+				
Avg. Per Game		201.0	297.5	Carpenter	0/0	0/0	1/1	0/1	0/0				
Sacked/Yards Lost		2/16	5/37	TEAM	0/0	0/0	1/1	0/1	0/0				
Gross Yards		418	632	OPPONENTS	0/0	2/2	2/2	0/0	1/1				
Att./Completions		53/34	67/46	Carpenter: (49N)(39G)									
Completion Pct.		64.2	68.7	OPP: (50G,37G)(28G,29G,36G)									
Had Intercepted		1	0										
PUNTS/AVERAGE		10/43.1	5/42.0										
NET PUNTING AVG.		10/41.0	5/36.2										
PENALTIES/YARDS		14/148	13/85										
FUMBLES/BALL LOST		1/0	3/2										
TOUCHDOWNS		5	5										
Rushing		1	3										
Passing		3	2										
Returns		1	0										
* SCORE BY PERIODS		Q1	Q2	Q3	Q4	OT	PTS						
TEAM		7	10	14	7	0	38						
OPPONENTS		9	21	7	13	0	50						
* SCORING		TD-Ru-Pa-Rt	K-PAT	FG	S	PTS							
Carpenter		0 0 0 0	5/ 5	1/ 2	0	8							
Gillislee		1 0 1 0			0	6							
Goodwin		1 0 1 0			0	6							
McCoy		1 1 0 0			0	6							
Robey		1 0 0 1			0	6							
Salas		1 0 1 0			0	6							
TEAM		5 1 3 1	5/ 5	1/ 2	0	38							
OPPONENTS		5 3 2 0	5/ 5	5/ 5	0	50							
2-Pt Conv:		TM 0-0,	OPP 0-0										
SACKS:		Hughes 2,	Alexander 1.5,	Douzable 1.5,									
TM 5,		OPP 2											
FUM/LOST:		Manuel 1/0											
* PASSING		Att	Cmp	Yds	Cmp%	Yds/Att	TD	TD%	Int	Int%	Long	Sack/Lost	Rating
Taylor		52	33	408	63.5	7.85	3	5.8	1	1.9	84t	2/ 16	98.9
Manuel		1	1	10	100.0	10.00	0	0.0	0	0.0	10	0/ 0	108.3
TEAM		53	34	418	64.2	7.89	3	5.7	1	1.9	84t	2/ 16	99.4
OPPONENTS		67	46	632	68.7	9.43	2	3.0	0	0.0	66t	5/ 37	108.6

2016 DEFENSIVE STATS

DEFENSIVE TACKLES

PLAYER	Solo	Assist	TFL	TOTAL
P.Brown	13	11	1	24
Z. Brown	12	10	1	22
R. Darby	12	1	0	13
S. Gilmore	9	2	0	11
J. Hughes	8	3	3	11
K. Williams	7	2	1	9
A. Williams	6	3	1	9
L. Alexander	5	4	1	9
C. Graham	6	1	0	7
L. Douzable	2	4	1	6
N. Robey-Coleman	5	0	0	5
J. Meeks	4	0	0	4
C. Bryant	4	0	0	4
D. Williams	3	0	0	3
L. McCray	2	1	0	3
A. Washington	1	2	0	3
J. Worthy	0	3	0	3
R. Humber	2	0	0	2
R. Blanton	1	0	0	1
K. Seymour	1	0	0	1
S. Watkins	1	0	0	1
<b>TOTAL</b>	<b>104</b>	<b>47</b>	<b>9</b>	<b>151</b>

FUMBLE RECOVERIES

P. Brown	1
N. Robey-Coleman	1
<b>TOTAL</b>	<b>2</b>

PASSES DEFENSED

R. Darby	5
A. Williams	1
S. Gilmore	1
<b>TOTAL</b>	<b>7</b>

SACKS

J. Hughes	2.0
L. Douzable	1.5
L. Alexander	1.5
<b>TOTAL</b>	<b>5.0</b>

FUMBLES FORCED

L. Alexander	1
P. Brown	1
<b>TOTAL</b>	<b>2</b>

DEFENSIVE TOUCHDOWNS

N. Robey-Coleman	1
<b>TOTAL</b>	<b>1</b>

SPECIAL TEAMS TACKLES

PLAYER	Solo	Assist	TOTAL
R. Humber	3	0	3
J. Meeks	2	0	2
C. Graham	2	0	2
L. McCray	1	0	1
R. Blanton	1	0	1
L. Alexander	0	2	0
<b>TOTAL</b>	<b>9</b>	<b>2</b>	<b>9</b>



2016 AFC EAST STANDINGS

TEAM	W	L	HOME	ROAD	PF	PA
New England	2	0	1-0	1-0	54	45
New York	1	1	0-1	1-0	59	54
<b>Buffalo</b>	<b>0</b>	<b>2</b>	<b>0-1</b>	<b>0-1</b>	<b>38</b>	<b>50</b>
Miami	0	2	0-0	0-2	34	43

BILLS 2016 RANKINGS

OFFENSE

Category	Total	AFC Rank	NFL Rank
Total Yards/Game	276.5	16th	30th
Points Per Game	19.0	T-11th	T-22nd
Passing Yards/Game	201.0	5th	29th
Passing Yards/Attempt	7.58	5th	10th
Interceptions	1	8th	18th
Rushing Yards/Game	75.5	13th	24th
Rushing Yards/Play	3.51	12th	22nd
Times Sacked	2.0	4th	8th
1st Downs/Game	13.5	16th	T-31st
3rd Down Efficiency	26.1%	14th	29th
4th Down Efficiency	75%	7th	10th
Time of Possession	23:58	16th	31st
Punt Return Average	14.5	1st	4th
Kick Return Average	15.2	6th	11th
Net Punt Average	41.0	7th	12th
Field Goal Percentage	50%	T-15th	T-29th

DEFENSE

Category	Total	AFC Rank	NFL Rank
Total Yards/Game	400.5	T-11th	T-23rd
Points Per Game	25.0	11th	22nd
Passing Yards/Game	297.5	10th	24th
Passing Yards/Attempt	8.88	14th	29th
Interceptions	0	T-15th	T-26th
Rushing Yards/Game	103.0	7th	14th
Rushing Yards/Play	3.22	1st	4th
Sacks	5.0	5th	T-9th
1st Downs/Game	23.0	T-12th	T-24th
3rd Down Efficiency	50%	T-12th	T-23rd
4th Down Efficiency	0%	T-12th	T-23rd
Time of Possession	36:03	16th	31st
Punt Return Average	0.5	1st	3rd
Kick Return Average	15.2	3rd	8th
Net Punt Average	36.2	3rd	4th
Field Goal Percentage	100%	16th	T-19th

>>> THE BILLS ARE  
**FIRST IN THE AFC**  
IN OPPONENT RUSHING  
YARDS PER PLAY



## LAST GAME: BILLS-JETS

### REGULAR SEASON WEEK 2 - Bills 31, Jets 37

September 15, 2016 - New Era Field - 70,256

The Buffalo Bills lost their home opener 37-31 to the New York Jets in the inaugural game at New Era Field, falling to 0-2 on the season with the loss.

Quarterback Tyrod Taylor threw for a career-best 297 yards and three touchdowns, including an 84 yard touchdown pass to WR Marquise Goodwin, a career-long for both players. Goodwin finished the game with his first 100 yard receiving performance, WR Greg Salas scored on a 71 touchdown reception and hauled in a career-high 89 receiving yards and TE Charles Clay added a team-high five receptions.

On the defensive side of the ball, LB Preston Brown recorded a game-high 16 total tackles, LB Zach Brown added eight solo tackles with 14 total tackles and LB Lorenzo Alexander recorded the game's only sack.

Cornerback Nickell Robey-Coleman recovered a fumble forced by Preston Brown and returned it 36 yards for the game's only defensive touchdown.

New York was led by QB Ryan Fitzpatrick, who completed 24 of his 34 passes for 374 yards and one touchdown. Jets WR Eric Decker caught six passes for 126 yards and one touchdown. WR Brandon Marshall recorded six catches for 101 yards and WR Quincy Enunwa chipped in six receptions for 92 yards. On the ground, Matt Forte led the way with 100 yards rushing and three scores.

TEAM	1	2	3	4	Final
BILLS	7	3	14	7	31
JETS	6	14	7	10	37

TEAM	QTR.	TIME	SCORING PLAY	DRIVE	SCORE
NYJ	1	6:41	N.Folk 28 yd. Field Goal	15-65, 8:19	3-0
BUF	1	5:16	M.Goodwin 84 yd. pass from T.Taylor (D.Carpenter kick)	3-82, 1:25	3-7
NYJ	1	0:00	N.Folk 29 yd. Field Goal	9-75, 5:16	6-7
NYJ	2	11:07	M.Forte 1 yd. run (N.Folk kick)	6-66, 2:15	13-7
NYJ	2	3:53	E.Decker 5 yd. pass from R.Fitzpatrick (N.Folk kick)	7-77, 3:54	20-7
BUF	2	0:05	D.Carpenter 39 yd. Field Goal	13-54, 3:48	20-10
BUF	3	14:09	G.Salas 71 yd. pass from T.Taylor (D.Carpenter kick)	3-75, 0:51	20-17
BUF	3	11:15	N.Robey-Coleman 36 yd. fumble return (D.Carpenter kick)	N/A	20-24
NYJ	3	2:12	M.Forte 3 yd. run (N.Folk kick)	12-84, 6:27	27-24
NYJ	4	10:40	N.Folk 36 yd. Field Goal	8-69, 4:12	30-24
NYJ	4	4:02	M.Forte 12 yd. run (N.Folk kick)	5-56, 3:01	37-24
BUF	4	1:17	M.Gillislee 18 yd. pass from T.Taylor (D.Carpenter kick)	10-75, 2:45	37-31

	BUF	NYJ
First Downs	16	28
Rushes-Yards	19-86	36-123
Net Passing Yards	307	370
Total Net Yards	393	493
Passing (A-C-I)	19-31-1	34-24-0
Sacked by Opp.	0-0	1-4
Punts-Average	3-39.3	2-41.0
Fumbles-Lost	1-0	2-1
Penalties	6-59	7-50
Time of Poss.	20:48	39:12

## WHAT TO LOOK FOR

### OFFENSE

#### QB Tyrod Taylor

- Needs two passing touchdowns to reach 25 and enter Bills career top 10 (tying Trent Edwards)

#### WR Sammy Watkins

- Needs five receiving touchdowns to become second Bills player with 20+ receiving touchdowns in his first three pro seasons (Lee Evans, 24)
- Next 100-yard game will be the 10th of his career and will tie Peerless Price for the sixth-most in team history
- With one touchdown, he'll reach 16 career touchdowns and would become the fifth Bill with at least 16 receiving touchdowns in his first three season (Lee Evans, Elbert Duenion, Jerry Butler, Andre Reed)

#### WR Robert Woods

- Needs one receiving TD to reach 10 for his career

#### TE Charles Clay

- Needs 123 receiving yards to reach 2,500 yards in his career

#### RB LeSean McCoy

- Needs two rushing touchdowns to reach 50 for his career
- Needs 196 rushing yards to reach 8,000 for his career

### DEFENSE

#### CB Stephon Gilmore

- Needs one interception to reach 10 for his career

#### CB Corey White

- Needs two passes defended to reach 20 for his career

#### CB Ronald Darby

- Needs four passes defended to reach 30 for his career
- Needs seven tackles to reach 80 for his career

#### LB Jerry Hughes

- Needs three sacks to reach 30 for his career as a Bill. Looking to tie Cornelius Bennett for the fourth fewest games (51) to get to that mark



## QUOTE OF THE WEEK

### Bills HC Rex Ryan on squaring off with the Cardinals:

"I don't want to let this team down, our fan-base down, so it's important to me. Yet know it's like, "let's go man." You know what? This might be the exact team we need to play. It might be the best team in the league and this might be the exact team we need to play."

## BILLS-CARDINALS SERIES HIGHS

### RUSHING YARDS

**Bills:** 160, Jim Braxton 11/27/75 @ STL Cardinals

**Cardinals:** 177, Ottis Anderson 11/15/81 @ STL Cardinals

### RECEIVING YARDS

**Bills:** 100, Lee Evans 10/5/08 @ ARZ

**Cardinals:** 93, Larry Fitzgerald 10/14/12 @ ARZ

### PASSING YARDS

**Bills:** 239, Doug Flutie 12/19/99 @ ARZ

**Cardinals:** 265. Neil Lomax 9/9/84 @ STL Cardinals

## TALE OF THE TAPE - 2016 STATS

Bills	Category	Cardinals
0-2	Record	1-1
38	Points Scored	61
50	Points Allowed	30
5	Touchdowns Scored	8
5	Touchdowns Allowed	3
1	Rushing TDs	2
3	Passing TDs	5
0	Return TDs	1
3	Rushing TDs Allowed	1
2	Passing TDs Allowed	2
0	Return TDs Allowed	0
2/16	Sacked/Yards Lost	4/23
1/0	Fumbles/Lost	1/0
1	Had Intercepted	1
1/2	Field Goals Made/Attempted	2/3
276.5	Average Yards Per Game	380.0
400.5	Opp. Average Yards Per Game	334.5
75.5	Average Rushing Yards Per Game	96.5
103.0	Opp. Avg. Rushing Yards Per Game	95.5
201.0	Average Passing Yards Per Game	283.5
297.5	Opp. Avg. Passing Yards Per Game	239.0
0	Turnover Ratio	+7
23:58	Average Time of Possession	27:32
30th/24nd/29th	NFL Rank-Total Offense/Run/Pass	12th/16th/8th
T-	Rank-Total Defense/Run/Pass	12th/10th/15th
23rd/14th/24th		
@ New England	Next Week	Vs. Los Angeles

## 2016 BILLS/CARDINALS LEADERS

### BILLS

#### PASSING

Tyrod Taylor - 408 yards  
EJ Manuel - 10 yards

#### RUSHING

LeSean McCoy - 117 yards  
Tyrod Taylor - 36 yards  
Reggie Bush - minus-4

#### RECEIVING

Marquise Goodwin - 112 yards  
Greg Salas - 89 yards  
Charles Clay - 67 yards  
Sammy Watkins - 63 yards  
LeSean McCoy - 43 yards  
Robert Woods - 30 yards  
Mike Gillislee - 14 yards

#### POINTS

Dan Carpenter - 8 points  
LeSean McCoy - 6 points  
Marquise Goodwin - 6 points  
Greg Salas - 6 points  
Mike Gillislee - 6 points  
Michael Floyd - 6 points  
Nickell Robey-Coleman - 6 points

#### INTERCEPTIONS

#### SACKS

Jerry Hughes - 2.0  
Leger Douzable - 1.5  
Lorenzo Alexander - 1.5

#### TACKLES

Preston Brown - 24  
Zach Brown - 22  
Ronald Darby - 13  
Jerry Hughes - 11  
Stephon Gilmore - 11  
Kyle Williams - 9

### CARDINALS

Carson Palmer - 579 yards  
Drew Stanton - 11 yards

David Johnson - 134  
Chris Johnson - 56 yards  
Andre Ellington - 2 yards  
Carson Palmer - 1 yard

Larry Fitzgerald - 162 yards  
David Johnson - 141 yards  
Jaron Brown - 96 yards  
Michael Floyd - 69 yards  
Jermaine Gresham - 41 yards  
David Fells - 31 yards  
Andre Ellington - 17 yards  
John Brown - 22 yards  
J.J. Nelson - 11 yards

Larry Fitzgerald - 18 points  
Charlie Catanzaro - 13 points  
Jaron Brown - 6 points  
Marcus Cooper - 6 points  
Chris Johnson - 6 points  
David Johnson - 6 points

Marcus Cooper - 2  
Patrick Peterson - 1  
DJ Swearingen - 1

Chandler Jones - 2.0  
Markus Golden - 2.0

Tony Jefferson - 21  
Tyvon Branch - 17  
Deone Bucannon - 10  
Tyran Mathieu - 9  
Kevin Minter - 9  
Patrick Peterson - 8  
Marcus Cooper - 7

# BILLS

## FORMER BILLS / CARDINALS

- Bills LB **Lorenzo Alexander** spent two seasons (2013-2014) with the Cardinals.
- Bills TE **Jim Dray** played four seasons (2010-2013) for Arizona.
- Bills RB **Mike Gillislee** played on the Cardinals practice squad during the 2015 season.
- Bills CB **Corey White** played three games for Arizona during the 2015 season.
- Bills Head Coach **Rex Ryan** spent the 1994 and 1995 seasons with Arizona as the defensive line & linebackers coach. Assistant head coach/defense **Rob Ryan** served as the defensive backs coach for the two seasons. Both served underneath their father Buddy Ryan, who was the head coach of the Cardinals at the time.

## HOMETOWN CONNECTIONS

- Cardinals S **Tyvon Branch** is from Syracuse, NY.
- Bills LB **Lorenzo Alexander** and Cardinals LB **Deone Bucannon** are both from Oakland, California.
- Bills G **John Miller** and Cardinals S **Durrell Eskridge** all attended Central High School in Miami, Florida. The trio played together during the 2009-2010 seasons.
- Cardinals OLB **Chandler Jones** is from Rochester, NY.

## PRO CONNECTIONS

- Cardinals G **Mike Iupati** spent the 2014 season with Bills Senior Offensive Assistant **Chris Palmer** on the San Francisco 49ers, where Palmer held the title of Offensive Assistant.
- Cardinals CB **Mike Jenkins** spent two seasons (2011-2012) with the Dallas Cowboys, where Bills Assistant Coach/Defense **Rob Ryan** was the defensive coordinator.
- Cardinals RB **Chris Johnson** spent two seasons (2012-2013) with Bills LB **Zach Brown** on the Tennessee Titans. Johnson spent the 2014 season on the New York Jets with Bills DE **Leger Douzable**, Bills WR **Walter Powell**, Bills WR **Greg Salas**, Bills Head Coach **Rex Ryan**, Bills Defensive Coordinator **Dennis Thurman** and Bills Offensive Coordinator **Anthony Lynn** (was running backs coach) among others.

## PRO CONNECTIONS

- Bills LB **Brandon Spikes** spent two seasons (2012-2013) on the New England Patriots with Cardinals OLB **Chandler Jones**.
- Cardinals G **Evan Mathis** played part of the 2008 season with the Miami Dolphins with Bills K **Dan Carpenter**. Mathis played in Philadelphia for four seasons (2011-2014) with Bills RB **LeSean McCoy** and three seasons (2011-2013) with Bills S **Colt Anderson**. Bills Linebackers Coach **Bobby April III** was also in Philadelphia during the 2011-2012 seasons as the Defensive Quality Control coach.
- In 2012, Cardinals center **A.Q. Shipley** and Cardinals QB **Drew Stanton** played in Indianapolis with Bills DE **Jerry Hughes**. Shipley also spent the 2013 season in Baltimore with Bills S **Corey Graham** and Bills QB **Tyrod Taylor**.

## COLLEGE CONNECTIONS

- Cardinals RB **Andre Ellington** and WR **Jaron Brown** played at Clemson University with Bills S **Jonathan Meeks** and Bills WR **Sammy Watkins**.
- Cardinals P **Drew Butler** played at the University of Georgia with Bills T **Cordy Glenn** for four years (2008-2011).
- Bills S **Robert Blanton** played four years (2008-2011) at Notre Dame with Cardinals WR **Michael Floyd**.
- Cardinals OLB **Kareem Martin** spent three years (2010-2012) at North Carolina with Bills ILB **Zach Brown**.
- Cardinals OLB **Alex Okafor** spent four years (2009-2012) with Bills WR **Marquise Goodwin** and two years (2009-2010) with Bills S **Aaron Williams** at Texas.
- Cardinals DT **Frostee Rucker** spent three years (2003-2005) at USC with Bills RB **Reggie Bush**.
- Cardinals S **D.J. Swearinger** played for three years (2009-2011) with Bills CB **Stephon Gilmore** at South Carolina.
- Bills DE **Jerry Hughes** played four years at TCU with Cardinals ILB **Daryl Washington**.



## BILLS - PROJECTED STARTERS

### OFFENSE

**WR ROBERT WOODS** - Has five catches for 30 yards for the season

**LT CORDY GLENN** - Has started 62 games in his first five seasons. Helped pave the way for the number one rushing offense in the NFL during the 2015 season. Missed last game with an injury.

**LG RICHIE INCOGNITO** - Was elected to the Pro Bowl in 2015 and has started in all 18 games he's appeared in for the Bills.

**C ERIC WOOD** - Has started all 97 games he has played in for Buffalo. Was selected to his first Pro Bowl in 2015.

**RG JOHN MILLER** - Has started in all 14 games he's appeared in so far in Buffalo.

**RT JORDAN MILLS** - Appeared in 12 games, starting seven, in his Bills career.

**TE CHARLES CLAY** - Has seven receptions for 67 yards this season.

**WR SAMMY WATKINS** - Has recorded six catches for 63 yards this season. Recorded his first 1,000 yard season in 2015.

**QB TYROD TAYLOR** - Has completed 33 of 52 passes for 408 yards, three touchdowns and one interception through two games this year. Threw for 3,035 yards, 20 touchdowns and 6 interceptions, added another 568 yards rushing and four touchdowns in 2015

**RB LESEAN MCCOY** - Has totaled 117 yards and one touchdown on 31 carries this season. Also has eight catches for 43 yards. A four-time Pro Bowler who rushed for 895 yards and three touchdowns, adding 292 yards receiving and two touchdowns in 2015.

**FB JEROME FELTON** - Has played in 17 games for the Bills and helped block for the number one rushing offense in the NFL in 2015.

#### KEY RESERVES

**WR GREG SALAS** - Has four catches for 89 yards and one touchdown this season

**RB MIKE GILLISLEE** - Has appeared in seven games for the Bills, rushing for 267 yards and three touchdowns.

**WR MARQUISE GOODWIN** - Has two catches for a team-high 112 yards and one touchdown this season.

**RB REGGIE BUSH** - Has played in 123 games with 96 starts in his career while recording 5,489 yards and 35 touchdowns on 1,277 rush attempts. He has also totaled 3,508 receiving yards and 18 touchdowns on 470 receptions in addition to returning 100 punts for 781 yards and four touchdowns.

**T CYRUS KOUANDJIO** - Started against the Jets

### DEFENSE

**DT KYLE WILLIAMS** - Has nine tackles and one tackle for a loss so far this season. Has started 133-of-138 games, amassing 566 tackles (343 solo) with 35.5 sacks en route to four-time Pro Bowl honors (2010, 2012, 2013, and 2014).

**NT CORBIN BRYANT** - Has played in 50 career games, starting in 14. Has four tackles on the year.

**DE ADOLPHUS WASHINGTON** - Has recorded three tackles so far in his rookie season

**LB JERRY HUGHES** - Has totaled 11 tackles and two sacks on the season. Also has three tackles for a loss and three QB hits.

**LB ZACH BROWN** - Currently is second on the team with 22 tackles on the season. Also has one tackle for a loss and one QB hit

**LB PRESTON BROWN** - Leads the team with 24 tackles and is tied for the league lead. Has played in all 33 games, starting 31, since being drafted. Also has one tackle for a loss, one forced fumble and one fumble recovery

**LB LORENZO ALEXANDER** - Has totaled seven tackles, 1.5 sacks, one tackle for a loss, two QB hits and one forced fumble on the year.

**CB RONALD DARBY** - Has recorded 13 tackles, one QB hit and a league leading five passes defended this season

**CB STEPHON GILMORE** - Has totaled 11 tackles and one pass defended through two games

**S COREY GRAHAM** - Has five tackles on defense and two tackles on special teams this year.

**S AARON WILLIAMS** - Has nine tackles, one tackle for a loss and one pass defended through two games.

#### KEY RESERVES

**S DUKE WILLIAMS** - Has three tackles so far this season.

**DT JEREL WORTHY** - Has three tackles this season.

**DT LEGER DOUZABLE** - Has totaled six tackles, 1.5 sacks, one tackle for a loss and three QB hits this season.

**CB NICKELL ROBEY-COLEMAN** - Has five tackles, one fumble recovery and one touchdown through two games..





## NEW FACES AT ONE BILLS DRIVE

**LB LORENZO ALEXANDER** signed with the Bills on April 12, 2016. He entered the NFL as an undrafted free agent with the Carolina Panthers. Has totaled seven tackles, 1.5 sacks, one tackle for a loss, two QB hits and one forced fumble on the year.

**S COLT ANDERSON** signed with the Bills on April 12, 2016. Entered the NFL as an undrafted free agent with the Minnesota Vikings. Has 104 tackles, four passes defended, and two forced fumbles in 77 career games with the Philadelphia Eagles and Indianapolis Colts.

**S ROBERT BLANTON** signed with the Bills on March 18, 2016. Spent the previous four seasons with the Minnesota Vikings. Has played in 62 career games compiling 213 tackles, five passes defended and one interception.

**LB ZACH BROWN** signed with the Bills on April 4, 2016 after spending four seasons with the Tennessee Titans. Has currently is second on the team with 22 tackles on the season. Also has one tackle for a loss and one QB hit.

**RB REGGIE BUSH** signed with the Bills on August 1, 2016. He has played in 123 games with 96 starts in his career while recording 5,489 yards and 35 touchdowns on 1,277 rush attempts. He has also totaled 3,508 receiving yards and 18 touchdowns on 470 receptions in addition to returning 100 punts for 781 yards and four touchdowns.

**DE LEGER DOUZABLE** joined the Bills on June 13, 2016 as a free agent. Originally entered the league with the Minnesota Vikings as an undrafted free agent after the 2008 NFL Draft. Has totaled six tackles, 1.5 sacks, one tackle for a loss and three QB hits this season.

**TE JIM DRAY** signed with the Bills on March 16, 2016. Entered the league as a seventh round (233rd overall) draft pick in the 2010 NFL Draft for the Arizona Cardinals. Has played in 89 career games and has 56 career receptions for 605 yards and three touchdowns.

**LB RAMON HUMBER** signed with the Bills on August 31, 2016. Humber has played in 94 career games while accumulating 141 tackles, 3.5 sacks, four passes defended, eight quarterback hits, nine tackles for loss and one forced fumble.

**C PATRICK LEWIS** was claimed by the Bills off waivers on August 31, 2016. Lewis has played in 16 games with 13 career starts along the offensive line of the Seattle Seahawks.

**LB LARENTEE MCCRAY** was traded to the Bills from Green Bay on August 30, 2016. McCray has played in 26 games, accumulating 21 tackles, 1.5 sacks and three quarterback hits.

**LB BRANDON SPIKES** signed with the Bills on August 7, 2016. He has played in 68 games with 49 starts and has totaled 340 tackles, two sacks, six forced fumbles and two interceptions.

**WR BRANDON TATE** signed with the Bills on September 6, 2016. He has played in 100 games with 18 starts in his career, accumulating 57 receptions for 901 yards and six touchdowns.

**CB COREY WHITE** signed with the Bills as a free agent on April 4, 2016. Originally entered the league as a fifth round (162nd overall) pick in the 2012 NFL Draft by the New Orleans Saints. Has played in 53 games, starting in 20, totaling 131 tackles, 18 pass defended, four interceptions, and two forced fumbles in his career.

## 2016 NFL DRAFT SELECTIONS

### DE ADOLPHUS WASHINGTON

Has recorded three tackles so far in his rookie season. Selected in the third round (80th overall) of the 2016 NFL Draft. A native of Cincinnati, Ohio, Washington joins the Bills after spending the past four years as a pillar of the Ohio State defensive line. The 6-3, 301-pound defensive tackle started 31-of-49 career games played for the Buckeyes, totaling 142 tackles, 25 tackles for a loss, 13.5 sacks, three forced fumbles and seven quarterback hits. Washington earned Sporting News first-team All-American honors in 2015 after notching a personal-best 49 tackles as a senior with seven tackles for loss and four sacks.

### QB CARDALE JONES

Drafted by the Bills in the fourth-round (139th overall) of the 2016 NFL Draft. The signal caller for Ohio State's 2014 National Championship, Jones comes to Buffalo after recording a perfect 11-0 record as the Buckeyes starting quarterback. The 6-5, 253-pound Cleveland, Ohio native threw for 2,323 yards with 15 touchdowns, seven interceptions and a 61.9 completion percentage throughout his collegiate career. In 2015 as a redshirt junior, Jones started eight of the 10 games he appeared in while completing 110 of his 176 pass attempts for 1,460 yards, eight touchdowns and five interceptions.

### RB JONATHAN WILLIAMS

Selected in the fifth round (156th overall) of the 2016 NFL Draft. A 6-0, 223-pound Arkansas product, Williams joins the Bills after four seasons with the Razorbacks. The Allen, Texas native played in 36 games with 24 starts in his collegiate career while racking up 2,321 yards and 16 touchdowns on 406 rush attempts in addition to recording 345 yards and six touchdowns on 26 receptions. Williams was forced to miss the 2015 season due to injury, but in 2014 the running back earned second-team All-SEC honors after carrying the rock 211 times for 1,190 yards and 12 touchdowns—including a four-touchdown performance versus Texas Tech.

### CB KEVON SEYMOUR

Has one tackle so far in his rookie season. Drafted by the Bills in the sixth round (218th overall) of the 2016 NFL Draft. Seymour, a 6-foot-0, 185-pounder, is a native of Pasadena, Calif. During four seasons with the Trojans, he registered 126 tackles, 19 passes defended, on fumble recovery and three interceptions. He led USC as a junior in 2014 with 13 passes defended.

## POSITION-BY-POSITION BREAKDOWN

### QUARTERBACKS (3)

No	Name	Pos	HT	WT	Exp	College
3	EJ Manuel	QB	6'4	237	4	Florida State
5	Tyrod Taylor	QB	6'1	215	6	Virginia Tech
7	Cardale Jones	QB	6'5	250	R	Ohio State

**EJ MANUEL** finished his third pro season starting two games and throwing for 561 yards on 52-of-84 passing with three touchdowns and three interceptions...**TYROD TAYLOR** has completed 33 of 52 passes for 408 yards, three touchdowns and one interception through two games this year. Threw for 3,035 yards, 20 touchdowns and 6 interceptions, added another 568 yards rushing and four touchdowns in 2015...**CARDALE JONES** was drafted by the Bills in the fourth round (139th overall) in the 2016 NFL Draft. He played three years at Ohio State appearing in 23 games and went 11-0 as a starter



### RUNNING BACKS (5)

No	Name	Pos	HT	WT	Exp	College
22	Reggie Bush	RB	6'0	201	11	Southern California
25	LeSean McCoy	RB	5'11	208	8	Pittsburgh
31	Jonathan Williams	RB	6'0	223	R	Arkansas
35	Mike Gillislee	RB	5'11	219	3	Florida
42	Jerome Felton	FB	6'0	248	9	Furman

**REGGIE BUSH** has played in 123 games with 96 starts in his career while recording 5,489 yards and 35 touchdowns on 1,277 rush attempts. He has also totaled 3,508 receiving yards and 18 touchdowns on 470 receptions in addition to returning 100 punts for 781 yards and four touchdowns...**LESEAN MCCOY** has totaled 117 yards and one touchdown on 31 carries this season. Also has eight catches for 43 yards. A four time Pro Bowler who rushed for 895 yards and three touchdowns, adding 292 yards receiving and two touchdowns in 2015.... **JONATHAN WILLIAMS** was drafted by the Bills in the fifth round (156th overall) in the 2016 NFL Draft. The former Arkansas Razorback missed his senior season with a foot injury. In his three years in college, he managed to rush for 2,321 yards and 16 touchdowns, while adding another 345 yards and six touchdowns receiving... **MIKE GILLISLEE** has appeared in seven games for the Bills, rushing for 267 yards and three touchdowns...**JEROME FELTON** has played in 17 games for the Bills and helped block for the number one rushing offense in the NFL in 2015.



## POSITION-BY-POSITION BREAKDOWN

### WIDE RECEIVERS (5)

No	Name	Pos	HT	WT	Exp	College
10	Robert Woods	WR	6'0	190	4	Southern California
11	Greg Salas	WR	6'2	210	5	Hawaii
14	Sammy Watkins	WR	6'1	211	3	Clemson
15	Brandon Tate	WR	6'1	195	8	North Carolina
19	Walter Powell	WR	6'0	189	2	Murray State
88	Marquise Goodwin	WR	5'9	179	4	Texas

**ROBERT WOODS** has five catches for 30 yards for the season... **GREG SALAS** has four catches for 89 yards and one touchdown this season...**SAMMY WATKINS** has recorded six catches for 63 yards this season. Recorded his first 1,000 yard season in 2015...**BRANDON TATE** has played in 100 games with 18 starts in his career, accumulating 57 receptions for 901 yards and six touchdowns...**WALTER POWELL** has appeared in seven career games and has yet to record a catch...**MARQUISE GOODWIN** has two catches for a team-high 112 yards and one touchdown this season.



### TIGHT ENDS (3)

No	Name	Pos	HT	WT	Exp	College
82	Jim Dray	TE	6'5	255	7	Stanford
84	Nick O'Leary	TE	6'3	252	1	Florida State
85	Charles Clay	TE	6'3	255	6	Tulsa

**JIM DRAY** has played in 89 career games and has 56 career receptions for 605 yards and three touchdowns. ...**NICK O'LEARY** spent most of 2015 on the practice squad before appearing the final four games with the Bills, making one catch for 37 yards...**CHARLES CLAY** has seven receptions for 67 yards this season.



# POSITION-BY-POSITION BREAKDOWN

## OFFENSIVE LINE (9)

No	Name	Pos	HT	WT	Exp	College
61	Gabe Ikard	G	6'4	304	3	Oklahoma
64	Richie Incognito	G	6'3	319	10	Nebraska
67	Patrick Lewis	C	6'1	311	4	Texas A&M
70	Eric Wood	C	6'4	310	8	Louisville
71	Cyrus Kouandjio	T	6'7	332	3	Alabama
72	Ryan Groy	G	6'5	320	3	Wisconsin
76	John Miller	G	6'2	312	2	Louisville
77	Cordy Glenn	T	6'6	345	5	Georgia
79	Jordan Mills	T	6'5	316	4	Louisiana Tech


**GABE IKARD** has appeared in one game this season...**RICHIE INCOGNITO** was elected to the Pro Bowl in 2015 and has started in all 18 games he's appeared in for the Bills...**PATRICK LEWIS** has played in 16 games with 13 career starts along the offensive line of the Seattle Seahawks...**ERIC WOOD** has started all 97 games he has played in for Buffalo. Was selected to his first Pro Bowl in 2015...**CYRUS KOUANDJIO** has played in 15 games in his career...**RYAN GROU** has appeared in 10 games in his career, starting in three games...**JOHN MILLER** has started in all 14 games he's appeared in so far in Buffalo...**CORDY GLENN** has started 62 games in his first five seasons. Helped pave the way for the number one rushing offense in the NFL during the 2015 season...**JORDAN MILLS** has appeared in 12 games, starting seven, in his Bills career.



## DEFENSIVE LINE (5)

No	Name	Pos	HT	WT	Exp	College
91	Leger Douzable	DE	6'4	284	7	Central Florida
92	Adolphus Washington	DT	6'4	295	R	Ohio State
94	Jerel Worthy	DE	6'2	308	3	Michigan State
95	Kyle Williams	DT	6'1	303	11	LSU
97	Corbin Bryant	DT	6'4	300	4	Northwestern

**LEGER DOUZABLE** has totaled six tackles, 1.5 sacks, one tackle for a loss and three QB hits this season...**ADOLPHUS WASHINGTON** has recorded three tackles so far in his rookie season...**JEREL WORTHY** had three tackles this season...**KYLE WILLIAMS** has nine tackles and one tackle for a loss so far this season.. Has started 133-of-138 games, amassing 566 tackles (343 solo) with 35.5 sacks en route to four-time Pro Bowl honors (2010, 2012, 2013, and 2014). ...**CORBIN BRYANT** has played in 50 career games, starting in 14. Has four tackles on the year.



## POSITION-BY-POSITION BREAKDOWN

### LINEBACKERS (7)

No	Name	Pos	HT	WT	Exp	College
50	Ramon Humber	LB	5'11	235	8	North Dakota State
51	Brandon Spikes	LB	6'2	255	6	Florida
52	Preston Brown	LB	6'1	251	3	Louisville
53	Zach Brown	LB	6'1	248	5	UNC
55	Jerry Hughes	LB	6'2	254	7	TCU
56	Lerentee McCray	LB	6'3	249	4	Florida
57	Lorenzo Alexander	LB	6'1	245	10	California

**RAMON HUMBER** has played in 94 career games while accumulating 141 tackles, 3.5 sacks, four passes defended, eight quarterback hits, nine tackles for loss and one forced fumble...**BRANDON SPIKES** has totaled 340 tackles, two sacks, six forced fumbles and two interceptions in his NFL career...**PRESTON BROWN** leads the team with 24 tackles and is tied for the league lead. Has played in all 33 games, starting 31, since being drafted. Also has one tackle for a loss, one forced fumble and one fumble recovery...**ZACH BROWN** currently is second on the team with 22 tackles on the season. Also has one tackle for a loss and one QB hit...**JERRY HUGHES** has totaled 11 tackles and two sacks on the season. Also has three tackles for a loss and three QB hits....**LERENTEE MCCRAY** has played in 26 games, accumulating 21 tackles, 1.5 sacks and three quarterback hits....**LORENZO ALEXANDER** has totaled seven tackles, 1.5 sacks, one tackle for a loss, two QB hits and one forced fumble on the year.

### DEFENSIVE BACKS (11)

No	Name	Pos	HT	WT	Exp	College
20	Corey Graham	S	6'0	196	10	New Hampshire
21	Nickell Robey-Coleman	CB	5'8	165	4	Southern California
23	Aaron Williams	S	6'0	199	6	Texas
24	Stephon Gilmore	CB	6'1	190	5	South Carolina
26	Robert Blanton	S	6'1	200	5	Notre Dame
27	Duke Williams	S	5'11	201	4	Nevada
28	Ronald Darby	CB	5'11	195	2	Florida State
29	Kevon Seymour	CB	6'0	185	R	Southern California
30	Corey White	CB	6'1	210	5	Samford
33	Colt Anderson	S	5'10	195	7	Montana
36	Jonathan Meeks	S	6'0	209	4	Clemson

**COREY GRAHAM** has five tackles on defense and two tackles on special teams this year...**NICKELL ROBEY-COLEMAN** has five tackles, one fumble recovery and one touchdown through two games..**AARON WILLIAMS** has nine tackles, one tackle for a loss and one pass defended through two games...**STEPHON GILMORE** has totaled 11 tackles and one pass defended through two games...**ROBERT BLANTON** has played in 62 career games compiling 213 tackles, five passes defended and one interception...**DUKE WILLIAMS** has three tackles so far this season...**RONALD DARBY** has recorded 13 tackles, one QB hit and a league leading five passes defended this season...**KEVON SEYMOUR** has one tackle so far in his rookie year...**COREY WHITE** has played in 53 games, starting in 20, totaling 131 tackles, 18 pass defended, four interceptions, and two forced fumbles in his career...**COLT ANDERSON** has 104 tackles, four passes defended, and two forced fumbles in 77 career games...**JONATHAN MEEKS** has two tackles on defense and two on special teams this season.

### SPECIALISTS (4)

No	Name	Pos	HT	WT	Exp	College
2	Dan Carpenter	K	6'2	228	9	Montana
4	Jordan Gay	K	6'0	200	3	Centre
6	Colton Schmidt	P	5'11	224	3	California-Davis
65	Garrison Sanborn	LS	6'1	240	8	Florida State

**DAN CARPENTER** has appeared in 126 career games and has made 218-258 (84.5%) field goals in his career...**JORDAN GAY** has kicked off 162 times and totaled 91 touchbacks...**COLTON SCHMIDT** has punted 10 times this season for an average of 43.1 yards per punt ...**GARRISON SANBORN** has appeared in each of the team's 114 regular season games in his eight years with the Bills

2016 DEFENSE NOTES

**WIN WITH THE RUN**

The Bills have been very effective since the beginning of the 2015 season when running the ball as they rank second in the NFL with 2,583 yards in that time period:

**NFL RUSHING LEADERS - 2015-16**

RK.	TEAM	RUSHING YARDS
1.	Carolina	2,615
<b>2.</b>	<b>Buffalo</b>	<b>2,583</b>
3.	Seattle	2,447
4.	Tampa Bay	2,337
5.	Minnesota	2,306

**PROTECT THE ROCK**

The Bills have done a good job of protecting the football since the beginning of last season. Buffalo has only comitted 20 turnovers, which is tied for the fifth fewest in that time period:

**NFL TURNOVER LEADERS - 2015-16**

RK.	TEAM	TURNOVERS
1.	New England	17
2.	Minnesota	18
3t.	Seattle	19
3t.	Kansas City	19
<b>5t.</b>	<b>Buffalo</b>	<b>20</b>



2016 DEFENSE NOTES

**GET AFTER THE QB**

The Bills have been effective so far this season in regards to putting pressure on the opposing quarterback. Their five sacks are tied for the fourth most in the AFC this season:

**AFC SACK LEADERS - 2016**

RK.	TEAM	SACKS
1.	Houston	9.0
2.	Denver	8.0
3.	NY Jets	7.0
<b>4t.</b>	<b>Buffalo</b>	<b>5.0</b>
4t.	Three Teams Tied	5.0

**DYNAMIC RETURN GAME**

The Bills have found early success in the return game, as their punt return unit is currently fifth in the NFL with an average of 14.5 yards per return:

**NFL PUNT RETURN LEADERS- 2016**

RK.	TEAM	RETURN AVERAGE
1.	Atlanta	24.0
2.	Chicago	21.0
3.	Washington	15.7
4.	Philadelphia	14.8
<b>5.</b>	<b>Buffalo</b>	<b>14.5</b>



## PLAYER NOTES

### TAYLOR RUNNING THE SHOW

QB Tyrod Taylor has completed 33 of 52 passes for 408 yards, three touchdowns and one interception through two games this year.

Taylor was a very effective and steady presence at the quarterback position in the 14 games he played in last season.

He completed 242 of 380 pass attempts for 3,035 yards, 20 touchdowns and six interceptions last season. He also added a franchise quarterback record 568 rushing yards and four touchdowns on 104 attempts.

Taylor became just the third QB in NFL history to finish a season with a passer rating over 99 and over 40 yards rushing per game:

**NFL PASSER RATING AND RUSHING YARDS - NFL HISTORY**

RK.	PLAYER, TEAM (YEAR)	PASSER RATING	RUSH YPG
1.	Robert Griffin, WAS (2012)	102.4	54.3
2.	Michael Vick, PHI (2010)	100.2	56.3
<b>3.</b>	<b>Tyrod Taylor, BUF (2015)</b>	<b>99.4</b>	<b>40.6</b>

Taylor put together one of the best seasons by a quarterback in franchise history in his debut year. His QB rating of 99.4 ranks as the second best for a season in franchise history and was the best ever by a Bill in his first season as the starter:

**BILLS PASSER RATING - First Season as Starter (Min. 10 games)**

RK.	PLAYER, YEAR	YARDS	TD	RATING
<b>1.</b>	<b>Tyrod Taylor, 2015</b>	<b>3,035</b>	<b>20</b>	<b>99.4</b>
2.	Kyle Orton, 2014	3,018	18	87.8
3.	Doug Flutie, 1998	2,711	20	87.4
4.	Drew Bledsoe, 2002	4,359	24	86.0
5.	Jim Kelly, 1986	3,593	22	83.3

Taylor also flashed his athletic ability by rushing for 568 yards, which was second in the NFL by a quarterback. His 568 yards are also a franchise record for rushing yards by a quarterback:

**BILLS QB RUSHING - FRANCHISE HISTORY**

RK.	PLAYER, YEAR	YARDS
<b>1.</b>	<b>Tyrod Taylor, 2015</b>	<b>568</b>
2.	Doug Flutie, 1999	476
3.	Rob Johnson, 2000	307
4.	Daryle Lamonica, 1964	289
5.	Joe Ferguson, 1977	279

Not only did Taylor rank very highly in franchise history, he compared very well to the other quarterbacks around the league. His yards per attempt average of 7.99 ranked fifth in the NFL:

**NFL YARDS PER ATTEMPT - 2015 SEASON**

RK.	PLAYER, TEAM	YARDS/ATT
1.	Carson Palmer, ARI	8.70
2.	Andy Dalton, CIN	8.42
3.	Ben Roethlisberger, PIT	8.40
4.	Russell Wilson, SEA	8.33
<b>5.</b>	<b>Tyrod Taylor, BUF</b>	<b>7.99</b>

### THE REAL MCCOY

RB LeSean McCoy has totaled 117 yards and one touchdown on 31 carries this season. Also has eight catches for 43 yards.

A four-time Pro Bowler, McCoy rushed for 895 yards and three touchdowns, adding 292 yards receiving and two touchdowns in 2015.

Since the beginning of the 2010 NFL season, McCoy ranks second in total rushing yards:

#### NFL RUSHING LEADERS - SINCE 2010 SEASON

RK.	PLAYER, CURRENT TEAM	YARDS
1.	Adrian Peterson, MIN	7,241
<b>2.</b>	<b>LeSean McCoy, BUF</b>	<b>7,167</b>
3.	Matt Forte, NYJ	6,631
4.	Frank Gore, IND	6,582
5.	Arian Foster, MIA	6,264

McCoy also is one of the top players in the NFL since 2010 when it comes to all-purpose yards, ranking second with 9,476 yards:

#### MOST ALL-PURPOSE YARDS - SINCE 2010 SEASON

RK.	PLAYER, CURRENT TEAM	TOTAL	RUSH	REC.
1.	Matt Forte, NYJ	9,867	6,632	3,235
<b>2.</b>	<b>LeSean McCoy, BUF</b>	<b>9,476</b>	<b>7,167</b>	<b>2,309</b>
3.	Arian Foster, MIA	8,499	6,267	2,232
4.	Adrian Peterson, MIN	8,356	7,241	1,115
5.	Frank Gore, IND	7,939	6,582	1,357

McCoy was a consistent threat on the ground last year, averaging 74.6 rushing yards per game, the fifth-best output in the NFL:

#### NFL RUSHING LEADERS - 2015 SEASON (minimum 10 games)

RK.	PLAYER, TEAM	YARDS PER GAME
1.	Adrian Peterson, MIN	92.8
2.	Doug Martin, TB	87.6
3.	Todd Gurley, STL	85.1
4.	Jonathan Stewart, CAR	76.1
<b>5.</b>	<b>LeSean McCoy, BUF</b>	<b>74.6</b>

McCoy recorded over 100 yards from scrimmage in seven straight games from week seven to 14 in 2015, which made him the third Bill in team history to accomplish the feat. His average of 98.9 yards from scrimmage per game was the second best in the AFC last season:

#### AFC YARDS FROM SCRIMMAGE LEADERS - 2015 SEASON

RK.	PLAYER, TEAM	YARDS PER GAME
1.	Antonio Brown, PIT	116.4
<b>2.</b>	<b>LeSean McCoy, BUF</b>	<b>98.9</b>
3.	DeAndre Hopkins, HOU	95.1
4.	Brandon Marshall, NYJ	93.9
5.	Allen Robinson, JAX	87.5



### SAMMY BALLS OUT

WR Sammy Watkins has recorded six catches for 63 yards this season.

He totaled a team-high 60 catches, 1,047 yards and nine touchdowns in the 13 games he appeared in last season.

For the year, Watkins led the NFL in average yards at the point of the catch and was tied for second in receiving average, averaging 17.5 yards per reception:

#### NFL RECEIVING LEADERS - 2015 SEASON (at least 50 receptions)

RK.	PLAYER, TEAM	YARDS AT CATCH
1.	<b>Sammy Watkins, BUF</b>	<b>14.7</b>
2.	Allen Robinson, JAX	13.5
3.	Mike Evans, TB	13.0
4.	James Jones, GB	12.5
5.	Michael Floyd, ARI	12.3

#### NFL RECEIVING LEADERS - 2015 SEASON (at least 50 receptions)

RK.	PLAYER, TEAM	YARDS PER CATCH
1.	James Jones, GB	17.8
2t.	<b>Sammy Watkins, BUF</b>	<b>17.5</b>
2t.	Allen Robinson, JAX	17.5
4t.	Rob Gronkowski, NE	16.3
4t.	Michael Floyd, ARI	16.3

With his 1,047 yards, Watkins finished 22nd in the NFL for receiving yardage and eclipsed the 1,000 yard mark for the first time in his NFL career.

#### DOMINATING AFTER THE BYE

After returning from injury following the Bills bye week in week eight, Watkins was a dominant force. He finished third in the NFL in receiving yards, first in the NFL in yards per catch and tied for fifth in touchdowns among all players with at least 30 receptions:

#### NFL RECEIVING LEADERS - 2015 SEASON, WEEK 9-17

RK.	PLAYER, TEAM	REC. YARDS
1.	Antonio Brown, PIT	1,116
2.	Julio Jones, ATL	979
3.	<b>Sammy Watkins, BUF</b>	<b>900</b>
4.	Mike Evans, TB	820
5.	Brandon Marshall, NYJ	816

#### NFL RECEIVING LEADERS - 2015 SEASON, WEEK 9-17

RK.	PLAYER, TEAM	REC. AVG.
1.	<b>Sammy Watkins, BUF</b>	<b>18.4</b>
2.	Allen Robinson, JAX	17.7
3.	Desean Jackson, WAS	17.6
4.	Odell Beckham Jr., NYG	17.3
5t.	Michael Floyd, ARI	16.6
5t.	Rob Gronkowski, NE	16.6

#### NFL RECEIVING LEADERS - 2015 SEASON, WEEK 9-17

RK.	PLAYER, TEAM	TOUCHDOWNS
1.	Doug Baldwin, SEA	12
2.	Brandon Marshall, NYJ	10
3t.	Jordan Reed, WAS	8
3t.	Allen Robinson, JAX	8

### WATKINS IN HIS FIRST TWO YEARS

Watkins continued living up to his high draft status by following up his stellar rookie season with even better numbers last season.

His 65 receptions and 982 receiving yards as a rookie were both the most ever by a Bill in his rookie season and when combined with his numbers last season, Watkins has set the franchise mark for receiving yards and receptions in his first two seasons:

#### BILLS RECEIVING LEADERS - FIRST TWO PRO SEASONS

RK.	PLAYER, YEARS	YARDS	REC
1.	<b>Sammy Watkins, 2014-15</b>	<b>2,029</b>	<b>125</b>
2.	Jerry Butler, 1979-80	1,666	105
3.	Lee Evans, 2004-05	1,586	96
4.	Haven Moses, 1968-69	1,385	81
5.	Andre Reed, 1985-86	1,376	101

Watkins went over 150 yards three times in his first two seasons. Only seven players in NFL history have recorded more than three:

#### NFL GAMES OVER 150 YARDS RECEIVING - FIRST TWO SEASONS

RK.	PLAYER, TEAM	GAMES
1t.	Bill Groman, HOU	5
1t.	Randy Moss, MIN	5
1t.	Jerry Rice, SFO	5
4t.	Isaac Bruce, STL	4
4t.	Victor Cruz, NYG	4
4t.	Ben Hawkins, PHI	4
4t.	Mike Evans, TB	4
8t.	<b>Sammy Watkins, BUF</b>	<b>3</b>







## PLAYER NOTES

### NEW ERA AT TIGHT END

TE Charles Clay has seven receptions for 67 yards this season.

Clay put together a solid first season as a Bill in 2015 by totaling 51 catches for 528 yards and three touchdowns in the first 13 games of the season before being sidelined with an injury.

Clay not only compared favorably to tight ends around the league, but he put together one of the best seasons by a tight end in franchise history. His 51 catches for 528 yards are both near the top in franchise history for a single season:

#### BILLS TE RECEIVING - SINGLE SEASON

RK.	PLAYER, YEAR	REC	YARDS	TDS
1.	Pete Metzelaars, 1993	68	609	4
2t.	Scott Chandler, 2013	53	655	2
2t.	Jay Riemersma, 2001	53	590	3
<b>4.</b>	<b>Charles Clay, 2015</b>	<b>51</b>	<b>528</b>	<b>3</b>
5t.	Lonnie Johnson, 1995	49	504	1
5t.	Pete Metzelaars, 1994	49	428	5
5t.	Pete Metzelaars, 1986	49	485	3

His average of 40.6 receiving yards per game is good for fourth in franchise history and his average of 3.9 catches per game is second in franchise history:

#### BILLS TE RECEIVING - SINGLE SEASON

RK.	PLAYER, YEAR	YARDS PER GAME
1.	Paul Costa, 1967	51.9
2.	Reuben Gant, 1977	46.1
3.	Scott Chandler, 2013	40.9
<b>4.</b>	<b>Charles Clay, 2015</b>	<b>40.6</b>
5.	Pete Metzelaars, 1993	38.1

#### BILLS TE RECEIVING - SINGLE SEASON

RK.	PLAYER, YEAR	RECEPTIONS PER GAME
1.	Pete Metzelaars, 1993	4.3
<b>2.</b>	<b>Charles Clay, 2015</b>	<b>3.9</b>
3t.	Scott Chandler, 2013	3.3
3t.	Jay Riemersma, 2001	3.3
5t.	Lonnie Johnson, 1995	3.1
5t.	Pete Metzelaars, 1994	3.1
5t.	Pete Metzelaars, 1986	3.1

### @BUFFALOBILLSPR

Be sure to follow @BUFFALOBILLSPR on Twitter to stay up to date with interesting in-game notes, injury reports, post-game notes and quotes of interest.



### PRESTON LEADING THE WAY

LB Preston Brown leads the team with 24 tackles and is tied for the league lead. Also has one tackle for a loss, one forced fumble and one fumble recovery.

#### NFL TACKLE LEADERS - 2016 REGULAR SEASON

RK.	PLAYER/TEAM	TACKLES	SOLO	ASST
1t.	Preston Brown, BUF	24	13	11
1t.	Kwon Alexander, TB	24	21	3
1t.	Craig Robertson, NO	24	18	6
1t.	Mason Foster, WAS	24	13	11
5.	Will Compton, WAS	23	9	14

His 117 tackles last season ranked him second in the NFL among all second year players, only trailing Telvin Smith of the Jacksonville Jaguars:

#### NFL 2ND YEAR TACKLE LEADERS - 2015 REGULAR SEASON

RK.	PLAYER/TEAM	TACKLES	SOLO	ASST
1.	Telvin Smith, JAX	128	99	29
<b>2.</b>	<b>Preston Brown, BUF</b>	<b>117</b>	<b>63</b>	<b>54</b>
3.	C.J. Mosley, BAL	116	76	40
4.	Deone Bucannon, ARI	109	90	19



## DARBY STEPS UP

CB Ronald Darby has recorded 13 tackles, one QB hit and a league leading five passes defended this season.

### NFL PASSES DEFENSED - 2016 SEASON

RK.	PLAYER/TEAM	POS	PD
<b>1t.</b>	<b>Ronald Darby, BUF</b>	<b>CB</b>	<b>5</b>
1t.	Josh Norman, WAS	CB	5
1t.	Marcus Peters, KC	CB	5
1t.	Joe Haden, CLE	CB	5

Darby totaled 68 tackles, two interceptions and 21 passes defended in his rookie season. His 21 passes defended were the fifth most in the NFL and were a franchise record for a rookie:

### NFL PASSES DEFENSED - 2015 SEASON

RK.	PLAYER/TEAM	POS	PD
1.	Marcus Peters, KC	CB	26
2.	David Amerson, OAK	CB	25
3.	Davon House, JAX	CB	23
4.	Johnathan Joseph, HOU	CB	22
<b>5.</b>	<b>Ronald Darby, BUF</b>	<b>CB</b>	<b>21</b>

His play in the first four weeks earned him the NFL Defensive Rookie of the Month award for September.

His 21 passes defended were the second most in franchise history:

### BILLS PASSES DEFENSED - SINGLE SEASON

RK.	PLAYER/YEAR	POS	PD
1.	Nate Odomes, 1991	CB	24
<b>2.</b>	<b>Ronald Darby, 2015</b>	<b>CB</b>	<b>21</b>
3t.	Terrence McGee, 2007	CB	19
3t.	Nate Clements, 2006	S	19
5.	Nate Odomes, 1993	CB	18



## HUGHES OFF THE EDGE

DE Jerry Hughes has totaled 11 tackles and two sacks on the season. Also has three tackles for a loss and three QB hits. He is currently tied for sixth in the NFL with his two sacks.

In 2015, Hughes started all 16 games for the second straight season and had 52 tackles, 5.0 sacks, four passes defended, 12 QB hits, eight tackles for a loss, two fumbles forced and one fumble recovery.

Since the start of the 2013 season, Hughes is fifth amongst all AFC defensive ends in sacks:

### AFC DE SACK LEADERS - SINCE 2013

RK.	PLAYER/TEAM	SACKS
1.	J.J. Watt, HOU	50.0
2.	Mario Williams, MIA	33.5
3.	Muhammad Wilkerson, NYJ	30.0
4.	Carlos Dunlap, CIN	29.0
<b>5.</b>	<b>Jerry Hughes, BUF</b>	<b>27.0</b>

With 20.0 sacks in his first two seasons with the team, Hughes became the fourth Bill to ever record 20+ sacks in his first two



## GRAHAM THE VETERAN LEADER

Buffalo native CB Corey Graham has five tackles on defense and two tackles on special teams this year.

Graham recorded a career-high 127 tackles, one sack, eight QB hits, four tackles for a loss, two interceptions, one touchdown and recovered one fumble last season. His 127 tackles was second among all defensive backs in the NFL:

### NFL DEFENSIVE BACKS - 2015 SEASON

RK.	PLAYER/TEAM	TACKLES SOLO	ASST
1.	Reshad Jones, MIA	135	106
2.	<b>Corey Graham, BUF</b>	<b>127</b>	<b>96</b>
3t.	Mark Barron, STL	113	76
3t.	Barry Church, DAL	113	75
5.	Deone Bucannon, ARI	109	90

Graham continued his success from 2014 when he was a consistent contributor no matter where he lined up in the secondary. In 2014, Graham had 77 tackles, two interceptions, a career-high 16 passes defended and one fumble recovery.

## THE LOCKDOWN CORNER

CB Stephon Gilmore has totaled 11 tackles and one pass defended through two games.

Gilmore appeared in 12 games and totaled 36 tackles, 18 passes defended and three interceptions last season. His 18 passes defended were tied for the seventh most in the NFL.

Since entering the league, Gilmore has consistently shown his ability to break up passes. Among all AFC defensive backs, Gilmore has the sixth most passes defended since 2012 with 52.



## 2016 ROSTER FACTS

**OLDEST BILLS PLAYER:** LB Lorenzo Alexander, 33, Born 5/31/1983

**YOUNGEST BILLS PLAYER:** RB Jonathan Williams, 22, Born 2/2/1994

**HEAVIEST BILLS PLAYER:** T Cordy Glenn, 345 lbs.

**LIGHTEST BILLS PLAYER:** DB Nickell Robey-Coleman, 165 lbs.

**TALLEST BILLS PLAYER:** T Seantrel Henderson and T Cyrus Kouandjio, 6-7

**SHORTEST BILLS PLAYER:** DB Nickell Robey-Coleman, 5-8

**COACHES WHO PLAYED IN THE NFL:** 6 – Dennis Thurman (Defensive Coordinator), Anthony Lynn (Offensive Coordinator), Tim McDonald (Defensive Backs), Ed Reed (Assistant Defensive Backs), Eric Smith (Special Teams Assistant), Pat Meyer (Offensive Assistant)

**MOST SEASONS WITH THE BILLS:** DT Kyle Williams, 11th season

**MOST NFL SEASONS:** RB Reggie Bush and DT Kyle Williams, 11th season

**CLOSEST TO HOME:** CB Corey Graham - Buffalo, NY (0 Miles)

**FURTHEST FROM HOME:** FB Jerome Felton – Duren, Germany – 3,846 miles

**STATE PRODUCING THE MOST BILLS:** Florida, 7 - DT Leger Douzable, RB Mike Gillislee, G John Miller, TE Nick O’Leary, CB Nickell Robey-Coleman, LS Garrison Sanborn, WR Sammy Watkins,

**COLLEGE WITH THE MOST BILLS:** Florida State, 4 - DB Ronald Darby, QB EJ Manuel, TE Nick O’Leary, LS Garrison Sanborn

**FORMER 1ST ROUND PICKS:** 8- RB Reggie Bush (2006-Saints), DT Marcell Dareus (2011 - Bills), CB Stephon Gilmore (2012 - Bills), DE Jerry Hughes (2010 - Colts), LB Shaq Lawson (2016 - Bills), QB EJ Manuel (2013 - Bills), WR Sammy Watkins (2014 - Bills), and C Eric Wood (2009 - Bills)

**PRO BOWLERS:** 9 - K Dan Carpenter (2009 w/ Dolphins), DT Marcell Dareus (2013, 2014 w/ Bills), FB Jerome Felton (2012 w/ Vikings), CB Corey Graham (2011 w/ Bears), G Richie Incognito (2012 w/ Dolphins and 2015 w/Bills), RB LeSean McCoy (2011,2013,2014 w/ Eagles and 2015 w/Bills), QB Tyrod Taylor (2015 w/Bills), DT Kyle Williams (2010, 2012, 13, 14 w/Bills) and C Eric Wood (2015 w/Bills)

## CARPENTER PASSES 900 MARK

K Dan Carpenter is 1/2 on field goals this season and has converted all five of his PATs.

Carpenter hit 23 of his 27 field goal attempts and was 34 of 40 on PATs last season. Carpenter finished with 103 points on the season and eclipsed the 900-point mark for his career.

Carpenter became the first Bill with three straight 100-point seasons since Rian Lindell in 2004-06.

He's continued the success he had in a record-breaking season in 2014, when he made a franchise record 34 field goals. For the season he went 34 of 38 on field goals and made 31 of his 32 PAT's to record 133 points on the year, the third highest point total in a season in Bills history.

### MOST EFFICIENT IN BILLS HISTORY

Carpenter has converted 88.3 percent of his field goal attempts with the Bills - the best in team history:

### FIELD GOAL PERCENTAGE MARK - BILLS HISTORY

RK.	PLAYER, YEARS	FGM-FGA	FG %
1.	<b>Dan Carpenter, 2013-15</b>	<b>91-103</b>	<b>88.3</b>
2.	Rian Lindell, 2003-12	225-270	83.33
3.	Steve Christie, 1992-2000	234-299	78.26

### RECORD HOLDER

Carpenter holds both of the top spots in franchise history when it comes to field goals made in a season. He hit 33 in 2013 and 34 in 2014:

### FIELD GOALS MADE - BILLS HISTORY SINGLE SEASON

RK.	PLAYER, YEAR	FIELD GOALS MADE
1.	<b>Dan Carpenter, 2014</b>	<b>34</b>
2t.	<b>Dan Carpenter, 2013</b>	<b>33</b>
2t.	Steve Christie, 1998	33
4.	Scott Norwood, 1988	32

### SECOND-MOST FIELD GOALS MADE SINCE 2008

Since entering the NFL in 2008, Carpenter has converted 217-of-257 field goals along with 252-of-260 point after tries in 125 games.

His 218 field goals made are the second-most in the NFL among active kickers since 2008:

### FIELD GOALS MADE - SINCE 2008

RK.	PLAYER, TEAM	FIELD GOALS MADE
1.	Stephen Gostkowski, NE	239
2.	<b>Dan Carpenter, BUF</b>	<b>218</b>
3.	Sebastian Janikowski, OAK	208
4.	Mason Crosby, GB	207
5.	Phil Dawson, SF	206

## SCHMIDT PINS THEM DEEP

P Colton Schmidt has recorded 10 punts for 431 yards this season, which is good for a 43.1 average.


Schmidt totaled 82 punts for 3,797 yards and a 46.3 average last season. His net average of 41.3 yards per punt ranks seventh in the NFL and is a franchise record for a single season:

### NFL PUNTING LEADERS - 2015 SEASON

RK.	PLAYER, TEAM	NET AVG
1.	Johnny Hekker, STL	43.7
2.	Sam Koch, BAL	42.9
3.	Chris Jones, DAL	42.5
4.	Sam Martin, DET	42.0
5.	Pat McAfee, IND	41.7
6.	Donnie Jones, PHI	41.6
7.	<b>Colton Schmidt, BUF 41.3</b>	

### BILLS PUNTING LEADERS - FRANCHISE HISTORY

RK.	PLAYER, YEAR	NET AVG
1.	<b>Colton Schmidt, 2015</b>	<b>41.3</b>
2.	Brian Moorman, 2009	40.2
3.	Brian Moorman, 2006	39.2
4.	Brian Moorman, 2008	39.1
5.	Brian Moorman, 2005	39.0



## BUFFALO BILLS COACHING STAFF



**REX RYAN**  
HEAD COACH

**COLLEGE:** Southwestern Oklahoma State

**NFL:** 20th Season

**BILLS:** Second Season

### PRO CAREER:

Ryan was named Buffalo's 18th head coach on January 12, 2015. He enters his second season as Buffalo's head coach and his 20th season in the NFL coaching ranks. Ryan led Buffalo to an 8-8 record in his first season as head coach. Ryan spent 2009-14 as the head coach of the New York Jets, where he led the Jets to the AFC Championship game in 2009 and 2010. Prior to his Jets tenure, Ryan spent 10 seasons with the Baltimore Ravens from 1999-2008. From 2005-08, he was the defensive coordinator for the Ravens. From 1999-2004, Ryan served as the defensive line coach and helped Baltimore win Super Bowl XXXV in 2000. Before arriving in Baltimore, Ryan spent three years as a defensive coordinator in the college ranks. In 1998, he directed the defense at Oklahoma. In 1996 and 1997 he served as the defensive coordinator at the University of Cincinnati. Before coaching at Cincinnati, Ryan coached under his father, Buddy Ryan, for two years with the Arizona Cardinals. In 1995 he coached the linebackers and in 1994 he coached the defensive line. From 1990-93, Ryan served as the defensive coordinator for Morehead State. In 1989, he was the assistant head coach/defensive coordinator for New Mexico Highlands. He got his coaching start in 1987 and 1988 as the defensive ends coach for Eastern Kentucky. Career record: 54-59

### BACKGROUND:

Ryan played football at SW Oklahoma State (1983-86), where he earned his bachelor's degree in physical education. He earned his master's in physical education at Eastern Kentucky in 1988.

### PERSONAL:

Born December 13, 1962, Ardmore, OK. He and his wife, Michelle, have two sons, Payton and Seth.

## OFFENSIVE COACHES



### ANTHONY LYNN

#### OFFENSIVE COORDINATOR

Born December 21, 1968, McKinney, Texas. Running back Texas Tech 1987-1991. Pro running back Denver Broncos 1993, 1997-99, San Francisco 49ers 1995-96. Pro coach: Denver Broncos 2000-02, Jacksonville Jaguars 2003-04, Dallas Cowboys 2005-06, Cleveland Browns 2007-08, New York Jets 2009-14, joined Buffalo in 2015.



### AARON KROMER

#### OFFENSIVE LINE

Born April 30, 1967, Sandusky, Ohio. Tackle Miami (Ohio) 1986-89. No pro playing experience. College coach: Miami (Ohio) 1990-98, Northwestern 1998-2000. Pro coach: Oakland Raiders 2001-04, Tampa Bay Buccaneers 2005-07, New Orleans Saints 2008-12 (interim head coach first six games 2012), Chicago Bears 2013-14, joined Bills in 2015.



### SANJAY LAL

#### WIDE RECEIVERS

Born July 23, 1969, London, England. Wide receiver UCLA 1989, Washington 1990-93. Pro receiver St. Louis Rams 1998, Scottish Claymores (NFL) 1999. College coach: Los Medanos (Calif.) college 2003, St. Mary's College 2004, California 2005-06. Pro coach: Oakland Raiders 2007-11, New York Jets 2012-14, joined the Bills in 2015.



### DAVID LEE

#### QUARTERBACKS

Born July 2, 1953, Cape Girardeau, Mo. Quarterback Vanderbilt 1971-74. No pro playing experience. College coach: Tennessee-Martin 1975-76, Vanderbilt 1977, Mississippi 1978-1982, 2011, New Mexico 1983, Arkansas 1984-88, 2001-02, 2007, Texas-El Paso 1989-1993 (head coach), Rice 1994-2000. Pro coach: Dallas Cowboys 2003-06, Miami Dolphins 2008-2010, Buffalo Bills 2012, New York Jets 2013-14, joined Buffalo in 2015.



### PAT MEYER

#### OFFENSIVE ASSISTANT

Born April 5, 1972, Youngstown, Ohio. Offensive line Colorado State 1991-94. Pro offensive lineman Arizona Cardinals 1995, St. Louis Stampede (Arena Football League) 1996. College coach: Memphis 1997-99, North Carolina State 2000-06, Florida State 2007, Colorado State 2008-2011. Pro coach: Montreal Alouettes (CFL) 2012., Chicago Bears 2013-14, joined Buffalo in 2015.

# BUFFALO BILLS COACHING STAFF


## OFFENSIVE COACHES



### CHRIS PALMER

#### SENIOR OFFENSIVE ASSISTANT

Born September 23, 1949, Brewster, NY. Quarterback Southern Connecticut State 1969-71. No pro playing experience. College coach: Connecticut 1972-74, Lehigh 1975, Colgate 1976-82, University of New Haven 1986-87, Boston University 1988-89. Pro Coach: Montreal Concordes 1983, New Jersey Generals 1984-85, Houston Oilers 1990-92, New England Patriots 1993-96, Jacksonville Jaguars 1997-98, Cleveland Browns 1999-2000, Houston Texans 2002-05, Dallas Cowboys 2006, New York Giants 2007-09, Hartford Colonials 2010, Tennessee Titans 2011-12, San Francisco 49ers 2013-14, joined Buffalo in 2015.



### TONY SPARANO

#### TIGHT ENDS

Born October 22 1986, Colleyville, Texas. Defensive end Albany 2006-08. No pro playing experience. Pro coach: Hartford Colonials (UFL) 2010, Miami Dolphins 2011, Jets 2011-14, joined the Bills in 2015.




### JASON VRABLE

#### ASSISTANT QUARTERBACKS

Born January 23, 1985, South Park, PA. Quarterback Marietta College 2004-06. No pro playing experience. College coach: Marietta 2007, Robert Morris 2008, Syracuse 2009-2010, Charleston 2011-12. Pro coach: Joined Bills in 2013.

## COACHING ASSISTANTS



### MIKE GIULIANI

#### COACHING ASSISTANT

Born August 30, 1989, Oceanside, NY. No pro or college playing experience. Pro coach: New York Jets 2013-14, joined the Bills in 2015.



### ZAK KROMER

#### COACHING ASSISTANT

Born May 1, 1994, New Orleans, LA. No pro or college playing experience. Pro coach: Joined Bills in 2016.

## DEFENSIVE COACHES



### DENNIS THURMAN

#### DEFENSIVE COORDINATOR

Born April 13, 1956, Los Angeles, Calif. Defensive back Southern California 1974-77. Pro defensive back Dallas Cowboys 1978-1985, St. Louis Cardinals 1986. College coach: Southern California 1993-2000. Pro coach: Phoenix Cardinals 1988-89, Ohio Glory (WLAF) 1992, Baltimore Ravens 2002-07, New York Jets 2009-14, joined the Bills in 2015.



### BOBBY APRIL III

#### LINEBACKERS

Born August 15, 1981, Tucson, Ariz. Attended Louisiana-Lafayette. No college or pro playing experience. College coach: Tulane 2005-06, Portland State 2007-09, Nicholls State 2010. Pro coach: Philadelphia Eagles 2011-12, New York Jets 2013-14, joined Bills in 2015.



### JOHN BLAKE

#### DEFENSIVE LINE

Born March 6, 1961, Rockford Ill. Nose guard Oklahoma 1979-1982. No pro playing experience. College coach: Oklahoma 1985-86, Tulsa 1987-88, Oklahoma 1989-92, 1996-98 (head coach 1996-98), Mississippi State 2003, Nebraska 2004-06, North Carolina 2007-2010. Pro coach: Dallas Cowboys 1993-95, joined Bills in 2016.



### D'ANTON LYNN

#### DEFENSIVE ASSISTANT

Born October 24, 1989, Plano, TX. Defensive back Penn State 2008-11. Pro defensive back New York Jets 2012, Hamilton Tiger-Cats 2013. Pro Coach: Joined Bills in 2015.



### TIM MCDONALD

#### DEFENSIVE BACKS

Born January 6, 1965, Fresno, Calif. Defensive back Southern California 1983-86. Pro defensive back St. Louis/Phoenix Cardinals 1987-1992, San Francisco 49ers 1993-99. College coach: Fresno State 2012. Pro coach: New York Jets 2013-14, Joined the Bills in 2015.




### JASON REBROVICH

#### DEFENSIVE LINE

Born March 15, 1978, Clarence, N.Y. Defensive line Alfred State 1996-97, Cortland 1998-99. No pro playing experience. College coach: Cortland 2001-04, 2008-2010, Ferris State 2005-07, Syracuse 2011-12. Pro coach: Joined the Bills in 2013.

# BUFFALO BILLS COACHING STAFF

## DEFENSIVE COACHES



### ED REED

#### ASSISTANT DEFENSIVE BACKS

born September 11, 1978, St. Rose, Louisiana. Defensive back Miami 1997-2001. Defensive back Baltimore Ravens 2002- 2012, Houston Texans 2013, New York Jets 2013. Pro coach: Joined Bills in 2016.



### ROB RYAN

#### ASSISTANT HEAD COACH/DEFENSE

Born December 13, 1962, Ardmore, Okla. Defensive end Southwestern Oklahoma State University. No pro playing experience. College coach: Western Kentucky 1987, Ohio State 1988, Tennessee State 1989-93, Hutchinson (Kan.) C.C. 1996, Oklahoma State 1997-99. Pro coach: Arizona Cardinals 1994- 95, New England Patriots 2000-03, Oakland Raiders 2004-08, Cleveland Browns 2009-2010, Dallas Cowboys 2011-12, New Orleans Saints 2013-2015, joined Bills in 2016.




### JEFF WEEKS

#### OUTSIDE LINEBACKERS

Born May 30, 1962, Denver, Colo. Wide receiver Southwest Oklahoma State 1982-84, Northwest Oklahoma State 1985. Pro Wide Receiver Philadelphia Eagles 1986. College coach: Western Kentucky 1987-88, Morehead State 1990-91, Phoenix (Ariz.) C.C. 1996, Oklahoma 1999, Fort Scott (Kan.) C.C. 2001-04, Southeast Oklahoma State 2005, Texas A&M-Kingsville 2006. Pro coach: Oakland Raiders 2008, New York Jets 2009-2014, joined the Bills in 2015.

## SPECIAL TEAMS COACHES




### KATHRYN SMITH

#### QUALITY CONTROL - SPECIAL TEAMS

Born February 8, 1985, DeWitt, N.Y. Attended St. John's. No college or pro playing experience. Pro experience: New York Jets 2003-2014, joined Bills in 2015, Pro coach: Buffalo Bills 2016.


## STRENGTH AND CONDITIONING



### ERIC CIANO

#### HEAD STRENGTH AND CONDITIONING

Born August 8, 1973, Waltham, Mass. Offensive line Springfield (Mass.) College 1993-97. No pro playing experience. College coach: Tennessee 1997-99, Louisiana Tech 2000-02, Tennessee 2002-04, Georgia Tech 2005-09. Pro coach: Joined Bills in 2010.



### DAN LIBURD

#### STRENGTH AND CONDITIONING ASSISTANT

Born August 19, 1984, Rockville Centre, NY. Attended Springfield College. No college or pro playing experience. Pro coach: Joined the Bills in 2009.



### MARK LOECHER

#### STRENGTH AND CONDITIONING ASSISTANT


Born February 21, 1990, Buffalo, NY. Attended Mercyhurst University. No college or pro playing experience. Pro coach: Joined the Bills in 2015.



### HAL LUTHER

#### ASSISTANT STRENGTH AND CONDITIONING

Born March 24, 1974, Dolgeville, N.Y. Quarterback Springfield (Mass.) College 1992-95. No pro playing experience. College coach: Western Michigan 1996, Wisconsin-LaCrosse 1996-97, North Carolina State 1998-2000, Syracuse 2000- 2012. Pro coach: Joined Bills in 2013.



### JASON OSZVART

#### STRENGTH AND CONDITIONING ASSISTANT

Born December 24, 1988, Robinsville, N.J. Attended East Stroudsburg. No college or pro playing experience. Pro coach: New York Jets 2013-14, joined the Bills in 2015.


## SPECIAL TEAMS COACHES



### DANNY CROSSMAN

#### SPECIAL TEAMS COORDINATOR

Born January 17, 1967, El Paso, Texas. Defensive back Kansas 1985, Pittsburgh 1987-89. Pro defensive back Washington Redskins 1990, Detroit Lions 1991-92. College coach: U.S. Coast Guard Academy 1993, Western Kentucky 1994-96, Central Florida 1997-98, Georgia Tech 1999-2001, Michigan State 2002. Pro coach: Carolina Panthers 2003-09, Detroit Lions 2010-12, joined Bills in 2013.



### ERIC SMITH

#### SPECIAL TEAMS ASSISTANT

Born March 17, 1983, Columbus, OH. Defensive back Michigan State 2002-05. Pro defensive back New York Jets 2006-12. Pro Coach: New York Jets 2014, joined Buffalo in 2015.

# BUFFALO BILLS 2015 SEASON IN REVIEW

## BILLS 2015 RANKINGS

### OFFENSE

Category	Total	AFC Rank	NFL Rank
Total Yards/Game	360.9	5th	13th
Points Per Game	23.7	6th	12th
Passing Yards/Game	208.9	15th	28th
Passing Yards/Attempt	7.2	4th	12th
Interceptions	9	T-3rd	T-5th
Rushing Yards/Game	152.0	1st	1st
Rushing Yards/Play	4.8	1st	1st
Times Sacked	42	11th	22nd
1st Downs/Game	18.6	15th	T-28th
3rd Down Efficiency	38%	11th	21st
4th Down Efficiency	44%	9th	24th
Time of Possession	31:18	2nd	7th
Punt Return Average	7.5	12th	23rd
Kick Return Average	18.8	15th	30th
Net Punt Average	41.3	3rd	7th
Field Goal Percentage	85%	T-7th	T-16th

### DEFENSE

Category	Total	AFC Rank	NFL Rank
Total Yards/Game	356.4	9th	19th
Points Per Game	22.4	8th	15th
Passing Yards/Game	248.3	9th	19th
Passing Yards/Attempt	6.6	8th	14th
Interceptions	17	T-4th	T-6th
Rushing Yards/Game	108.1	11th	16th
Rushing Yards/Play	4.4	14th	25th
Sacks	21.0	16th	31st
1st Downs/Game	20.1	T-10th	T-19th
3rd Down Efficiency	40%	13th	23rd
4th Down Efficiency	23%	1st	2nd
Time of Possession	28:42	2nd	7th
Punt Return Average	8.8	7th	19th
Kick Return Average	17.2	1st	1st
Net Punt Average	39.8	8th	16th
Field Goal Percentage	81%	7th	T-10th

## ADDITIONAL POSTSEASON HONORS

### PRO BOWL

LeSean McCoy

### PRO BOWL ALTERNATES

Richie Incognito

Eric Wood

Tyrod Taylor

### PFWA ALL-ROOKIE TEAM

Ronald Darby

### PRO FOOTBALL FOCUS ALL-PRO TEAM

Richie Incognito - 1st Team

### PRO FOOTBALL FOCUS DEFENSIVE R.O.Y.

Ronald Darby

## BILLS FINISH 8-8 IN 2015

The Bills finished the 2015 season with an 8-8 record, marking the second season in a row that Buffalo had a record of .500 or better.

Buffalo's offense was carried by the rushing game this season as the Bills finished first overall in the league in rushing and rushing average. First year Bills RB LeSean McCoy, RB Karlos Williams and QB Tyrod Taylor all rushed over 500 yards, the first time the franchise has had three 500-yard rushers since 1962. McCoy earned the fourth Pro Bowl selection of his career with his efforts this season. Standout second year receiver Sammy Watkins went over 1,000 yards receiving and added nine touchdowns. Taylor started in 14 games at quarterback and finished the season with a 99.4 passer rating, which is the second highest ever by a Bill.


The Bills defense was led by the standout play of their cornerbacks, Ronald Darby and Stephon Gilmore. Darby finished fifth in the NFL in passes defended and Gilmore tied for seventh. They combined for five interceptions. S Corey Graham led the team in tackles with 122, while DE Mario Williams and DE Jerry Hughes each finished the season with 5.0 sacks.

## BILLS FINISH 8-8 IN 2015

CATEGORY	Bills
Record	8-8
Points Scored	379
Points Allowed	359
Touchdowns Scored	45
Touchdowns Allowed	42
Rushing TDs	19
Passing TDs	23
Return TDs	3
Rushing TDs Allowed	10
Passing TDs Allowed	30
Return TDs Allowed	2
Sacked/Yards Lost	42/257
Fumbles/Lost	28/10
Had Intercepted	9
Field Goals Made/Attempted	23/27
Average Yards Per Game	360.9
Opp. Average Yards Per Game	356.4
Average Rushing Yards Per Game	152.0
Opp. Avg. Rushing Yards Per Game	108.1
Average Passing Yards Per Game	208.9
Opp. Avg. Passing Yards Per Game	248.3
Turnover Ratio	+6
Average Time of Possession	31:18
NFL Rank-Total Offense/Run/Pass	13th/1st/28th
NFL Rank-Total Defense/Run/Pass	19th/16th/19th



# **BUFFALO BILLS ROSTERS**



**Alphabetical**

**Numerical**

**Depth Chart**

**Transactions**

**How the Bills Were Built**

**By Experience**

**By Position**

**BUFFALO BILLS 2016 ALPHABETICAL ROSTER**

NO	NAME	POS	HT	WT	DOB	EXP	COLLEGE	HOMETOWN	HOW ACQ.
57	Alexander, Lorenzo	LB	6-1	245	5/31/1983	10	California	Berkeley, Calif.	FA-16
33	Anderson, Colt	S	5-10	195	10/25/1985	7	Montana	Butte, Mont.	FA-16
26	Blanton, Robert	S	6-1	200	9/7/1989	5	Notre Dame	Clackamas, Ore.	FA-16
52	Brown, Preston	LB	6-1	251	10/27/1992	3	Louisville	Cincinnati, Ohio	D3-14
53	Brown, Zach	LB	6-1	248	10/23/1989	5	North Carolina	Columbia, Md.	FA-16
97	Bryant, Corbin	DT	6-4	300	1/4/1988	4	Northwestern	Chicago, Ill.	FA-12
22	Bush, Reggie	RB	6-0	205	3/2/1985	11	Southern California	Spring Valley, Calif.	FA-16
2	Carpenter, Dan	K	6-2	228	11/25/1985	9	Montana	Helena, Mont.	FA-13
85	Clay, Charles	TE	6-3	255	2/13/1989	6	Tulsa	Little Rock, Ark.	FA-15
28	Darby, Ronald	CB	5-11	193	1/2/1994	2	Florida State	Oxon Hill, Md.	D2-15
91	Douzable, Leger	DE	6-4	284	5/31/1986	7	Central Florida	Tampa, Fla.	FA-16
82	Dray, Jim	TE	6-5	255	12/31/1986	7	Stanford	Paramus, N.J.	FA-16
42	Felton, Jerome	FB	6-0	248	7/3/1986	9	Furman	Duren, Germany	FA-16
4	Gay, Jordan	K	6-0	200	3/29/1990	3	Centre	Danville, Ky.	FA-14
35	Gillilee, Mike	RB	5-11	219	11/1/1990	3	Florida	DeLand, Fla.	FA-15
24	Gilmore, Stephon	CB	6-1	190	9/19/1990	5	South Carolina	Rock Hill, S.C.	D1-12
77	Glenn, Cordy	T	6-6	345	9/18/1989	5	Georgia	Riverdale, Ga.	D2-12
88	Goodwin, Marquise	WR	5-9	179	11/19/1990	3	Texas	Garland, Texas	D3-13
20	Graham, Corey	S	6-0	196	7/25/1985	10	New Hampshire	Buffalo, N.Y.	FA-14
72	Groy, Ryan	G	6-5	320	9/30/1990	3	Wisconsin	Middleton, Wis.	FA-15
55	Hughes, Jerry	LB	6-2	254	8/13/1988	7	Texas Christian	Sugar Land, Texas	TR-13 (IND)
50	Humber, Ramon	LB	5-11	232	8/10/1987	8	North Dakota State	Minneapolis, Minn.	FA-16
61	Ikard, Gabe	G	6-4	304	9/26/1990	3	Oklahoma	Nichols Hills, Okla.	FA-16
64	Incognito, Richie	G	6-3	319	7/5/1983	10	Nebraska	Englewood, N.J.	FA-15
7	Jones, Cardale	QB	6-5	250	9/29/1992	R	Ohio State	Cleveland, Ohio	D4-16
71	Kouandjio, Cyrus	T	6-7	322	7/21/1993	3	Alabama	Hyattsville, Md.	D2-14
67	Lewis, Patrick	C	6-1	311	1/30/1991	4	Texas A&M	Reserve, La.	FA-16
3	Manuel, EJ	QB	6-4	237	3/19/1990	4	Florida State	Virginia Beach, Va.	D1-13
25	McCoy, LeSean	RB	5-11	208	7/12/1988	8	Pittsburgh	Harrisburg, Pa.	TR-15 (PHI)
56	McCray, Lerentee	LB	6-3	249	8/26/1990	4	Florida	Ocala, Fla.	TR-16 (GB)
36	Meeks, Jonathan	S	6-0	209	11/8/1989	3	Clemson	Rock Hill, S.C.	D5-13
76	Miller, John	G	6-2	303	8/12/1993	2	Louisville	Miami, Fla.	D3-15
79	Mills, Jordan	T	6-5	316	12/24/1990	4	Louisiana Tech	Thibodaux, La.	FA-15
84	O'Leary, Nick	TE	6-3	252	8/31/1992	1	Florida State	Palm Beach, Fla.	D6b-15
19	Powell, Walter	WR	6-0	189	11/23/1991	2	Murray State	St. Louis, Mo.	FA-15
21	Robey-Coleman, Nickell	CB	5-8	165	1/17/1992	4	Southern California	Frostproof, Fla.	UFA-13
11	Salas, Greg	WR	6-2	210	8/25/1988	5	Hawaii	Chino, Calif.	FA-15
65	Sanborn, Garrison	LS	6-1	240	7/31/1985	8	Florida State	Tampa, Fla.	FA-09
6	Schmidt, Colton	P	5-11	224	10/27/1990	3	California-Davis	Bakersfield, Calif.	FA-14
29	Seymour, Kevon	CB	6-0	185	11/30/1993	R	Southern California	Pasadena, Calif.	D6b-16
51	Spikes, Brandon	LB	6-2	255	9/3/1987	6	Florida	Shelby, N.C.	FA-16
15	Tate, Brandon	WR	6-1	195	10/5/1987	8	North Carolina	Burlington, N.C.	FA-16
5	Taylor, Tyrod	QB	6-1	215	8/3/1989	6	Virginia Tech	Hampton, Va.	FA-15
14	Watkins, Sammy	WR	6-1	211	6/14/1993	3	Clemson	Fort Myers, Fla.	D1-14
92	Washington, Adolphus	DT	6-4	295	11/24/1992	R	Ohio State	Cincinnati, Ohio	D3-16
30	White, Corey	CB	6-1	210	5/9/1990	5	Samford	Dunwoody, Ga.	FA-16
23	Williams, Aaron	S	6-0	199	4/23/1990	6	Texas	Round Rock, Texas	D2-11
27	Williams, Duke	S	5-11	201	10/15/1990	4	Nevada	Reno, Nev.	D4-13
31	Williams, Jonathan	RB	6-0	223	2/2/1994	R	Arkansas	Allen, Texas	D5-16
95	Williams, Kyle	DT	6-1	303	6/10/1983	11	LSU	Ruston, La.	D5a-09
70	Wood, Eric	C	6-4	310	3/18/1986	8	Louisville	Cincinnati, Ohio	D1b-09
10	Woods, Robert	WR	6-0	190	4/10/1992	4	Southern California	Carson, Calif.	D2a-13
94	Worthy, Jerel	DE	6-2	308	4/26/1990	3	Michigan State	Huber Heights, Ohio	FA-15
<b>PRACTICE SQUAD</b>									
49	Albright, Bryson	LB	6-5	225	3/15/1994	R	Miami (OH)	Cincinnati, Ohio	UFA-16
87	Christian, Gerald	TE	6-3	250	8/26/1991	2	Louisville	Palm Beach Gardens, Fla.	FA-16
98	Coleman, Deandre	DT	6-5	341	1/27/1991	1	California	Seattle, Wash.	FA-16
44	Fields, Carlos	LB	6-1	248	10/3/1990	2	Winston-Salem State	Henderson, N.C.	FA-16
17	Hazel, Matt	WR	6-1	201	1/23/1992	2	Coastal Carolina	North Augusta, S.C.	FA-16
13	Lewis, Dezmin	WR	6-4	214	12/5/1992	1	Central Arkansas	Mesquite, Texas	D7-15
62	Martin, Chris	T	6-5	303	1/4/1990	1	Central Florida	Fort Walton Beach, Fla.	FA-16
41	Parms, Damian	S	6-2	209	10/28/1992	1	Florida Atlantic	Miami, Fla.	FA-16
39	Roberson, Marcus	CB	6-0	194	10/4/1992	3	Florida	Lauderdale Lakes, Fla.	FA-16
54	Valles, Max	DE	6-4	250	8/5/1994	1	Virginia	Sicklerville, N.J.	FA-15
<b>RESERVE/SUSPENDED</b>									
99	Dareus, Marcell	DT	6-3	331	3/13/1990	6	Alabama	Huffman, Ala.	D1-11
66	Henderson, Seantriel	T	6-7	331	1/21/1992	3	Miami	St. Paul, Minn.	D7b-14
<b>RESERVE/PHYSICALLY UNABLE TO PERFORM</b>									
81	Easley, Marcus	WR	6-2	217	11/2/1987	5	Connecticut	Stratford, Conn.	D4-10
90	Lawson, Shaq	LB	6-3	270	6/17/1994	R	Clemson	Central, S.C.	D1-16
<b>RESERVE/NON-FOOTBALL INJURY</b>									
18	Listenbee, Kolby	WR	6-1	183	1/25/1994	R	Texas Christian	Arlington, Texas	D6a-16
<b>RESERVE/INJURED</b>									
86	Annen, Blake	TE	6-4	247	5/28/1991	2	Cincinnati	Upper Arlington, Ohio	FA-15
31	Dowling, Jonathan	DB	6-3	190	12/8/1991	2	Western Kentucky	Bradenton, Fla.	FA-15
75	Enemkpali, IK	DE	6-1	261	7/3/1991	3	Louisiana Tech	Pflugerville, Texas	W-15 (NYJ)
89	Gragg, Chris	TE	6-3	244	6/30/1990	4	Arkansas	Warren, Ark.	D7-13
58	Johnson, Randell	LB	6-4	245	3/23/1991	3	Florida Atlantic	Miami, Fla.	D7a-14
59	Ragland, Reggie	LB	6-2	252	9/23/1993	R	Alabama	Madison, Ala.	D2-16
38	Wilder Jr, James	RB	6-3	232	4/14/1992	1	Florida State	Tampa, Fla.	FA-16
<b>RESERVE/DID NOT REPORT</b>									
	Archer, Dri	RB	5-8	173	8/9/1991	3	Kent State	Laurel, Fla.	W-15 (NYJ)

**BUFFALO BILLS 2016 NUMERICAL ROSTER**

NO	NAME	POS	HT	WT	AGE	EXP	COLLEGE	HOMETOWN	HOW ACQ.
2	Dan Carpenter	K	6-2	228	30	9	Montana	Helena, Mont.	FA-13
3	EJ Manuel	QB	6-4	237	26	4	Florida State	Virginia Beach, Va.	D1-13
4	Jordan Gay	K	6-0	200	26	3	Centre	Danville, Ky.	FA-14
5	Tyrod Taylor	QB	6-1	215	26	6	Virginia Tech	Hampton, Va.	FA-15
6	Colton Schmidt	P	5-11	224	25	3	California-Davis	Bakersfield, Calif.	FA-14
7	Cardale Jones	QB	6-5	250	23	R	Ohio State	Cleveland, Ohio	D4-16
10	Robert Woods	WR	6-0	190	24	4	Southern California	Carson, Calif.	D2a-13
11	Greg Salas	WR	6-2	210	27	5	Hawaii	Chino, Calif.	FA-15
14	Sammy Watkins	WR	6-1	211	23	3	Clemson	Fort Myers, Fla.	D1-14
15	Brandon Tate	WR	6-1	195	28	8	North Carolina	Burlington, N.C.	FA-16
19	Walter Powell	WR	6-0	189	24	2	Murray State	St. Louis, Mo.	FA-15
20	Corey Graham	S	6-0	196	31	10	New Hampshire	Buffalo, N.Y.	FA-14
21	Nickell Robey-Coleman	CB	5-8	165	24	4	Southern California	Frostproof, Fla.	UFA-13
22	Reggie Bush	RB	6-0	205	31	11	Southern California	Spring Valley, Calif.	FA-16
23	Aaron Williams	S	6-0	199	26	6	Texas	Round Rock, Texas	D2-11
24	Stephon Gilmore	CB	6-1	190	25	5	South Carolina	Rock Hill, S.C.	D1-12
25	LeSean McCoy	RB	5-11	208	28	8	Pittsburgh	Harrisburg, Pa.	TR-15 (PHI)
26	Robert Blanton	S	6-1	200	26	5	Notre Dame	Clackamas, Ore.	FA-16
27	Duke Williams	S	5-11	201	25	4	Nevada	Reno, Nev.	D4-13
28	Ronald Darby	CB	5-11	193	22	2	Florida State	Oxon Hill, Md.	D2-15
29	Kevon Seymour	CB	6-0	185	22	R	Southern California	Pasadena, Calif.	D6b-16
30	Corey White	CB	6-1	210	26	5	Samford	Dunwoody, Ga.	FA-16
31	Jonathan Williams	RB	6-0	223	22	R	Arkansas	Allen, Texas	D5-16
33	Colt Anderson	S	5-10	195	30	7	Montana	Butte, Mont.	FA-16
35	Mike Gillislee	RB	5-11	219	25	3	Florida	DeLand, Fla.	FA-15
36	Jonathan Meeks	S	6-0	209	26	4	Clemson	Rock Hill, S.C.	D5-13
42	Jerome Felton	FB	6-0	248	30	9	Furman	Duren, Germany	FA-16
50	Ramon Humber	LB	5-11	232	29	8	North Dakota State	Minneapolis, Minn.	FA-16
51	Brandon Spikes	LB	6-2	255	28	6	Florida	Shelby, N.C.	FA-16
52	Preston Brown	LB	6-1	251	23	3	Louisville	Cincinnati, Ohio	D3-14
53	Zach Brown	LB	6-1	248	26	5	North Carolina	Columbia, Md.	FA-16
55	Jerry Hughes	LB	6-2	254	27	7	Texas Christian	Sugar Land, Texas	TR-13 (IND)
56	Lerentee McCray	LB	6-3	249	26	4	Florida	Ocala, Fla.	TR-16 (GB)
57	Lorenzo Alexander	LB	6-1	245	33	10	California	Berkeley, Calif.	FA-16
61	Gabe Ikard	G	6-4	304	25	3	Oklahoma	Nichols Hills, Okla.	FA-16
64	Richie Incognito	G	6-3	319	33	10	Nebraska	Englewood, N.J.	FA-15
65	Garrison Sanborn	LS	6-1	240	31	8	Florida State	Tampa, Fla.	FA-09
67	Patrick Lewis	C	6-1	311	25	4	Texas A&M	Reserve, La.	FA-16
70	Eric Wood	C	6-4	310	30	8	Louisville	Cincinnati, Ohio	D1b-09
71	Cyrus Kouandjio	T	6-7	322	23	3	Alabama	Hyattsville, Md.	D2-14
72	Ryan Groy	G	6-5	320	25	3	Wisconsin	Middleton, Wis.	FA-15
76	John Miller	G	6-2	303	22	2	Louisville	Miami, Fla.	D3-15
77	Cordy Glenn	T	6-6	345	26	5	Georgia	Riverdale, Ga.	D2-12
79	Jordan Mills	T	6-5	316	25	4	Louisiana Tech	Thibodaux, La.	FA-15
82	Jim Dray	TE	6-5	255	29	7	Stanford	Paramus, N.J.	FA-16
84	Nick O'Leary	TE	6-3	252	23	1	Florida State	Palm Beach, Fla.	D6b-15
85	Charles Clay	TE	6-3	255	27	6	Tulsa	Little Rock, Ark.	FA-15
88	Marquise Goodwin	WR	5-9	179	25	4	Texas	Garland, Texas	D3-13
91	Leger Douzable	DE	6-4	284	30	7	Central Florida	Tampa, Fla.	FA-16
92	Adolphus Washington	DT	6-4	295	22	R	Ohio State	Cincinnati, Ohio	D3-16
94	Jerel Worthy	DE	6-2	308	26	3	Michigan State	Huber Heights, Ohio	FA-15
95	Kyle Williams	DT	6-1	303	33	11	LSU	Ruston, La.	D5a-06
97	Corbin Bryant	DT	6-4	300	28	4	Northwestern	Chicago, Ill.	FA-12
<b>PRACTICE SQUAD</b>									
13	Dezmin Lewis	WR	6-4	214	23	1	Central Arkansas	Mesquite, Texas	D7-15
17	Matt Hazel	WR	6-1	201	24	2	Coastal Carolina	North Augusta, S.C.	FA-16
39	Marcus Roberson	CB	6-0	194	23	3	Florida	Lauderdale Lakes, Fla.	FA-16
41	Damian Parms	S	6-2	209	23	1	Florida Atlantic	Miami, Fla.	FA-16
44	Carlos Fields	LB	6-1	248	25	2	Winston-Salem State	Henderson, N.C.	FA-16
49	Bryson Albright	LB	6-5	225	22	R	Miami (OH)	Cincinnati, Ohio	UFA-16
54	Max Valles	DE	6-4	250	22	1	Virginia	Sicklerville, N.J.	FA-15
62	Chris Martin	T	6-5	303	26	1	Central Florida	Fort Walton Beach, Fla.	FA-16
87	Gerald Christian	TE	6-3	250	25	2	Louisville	Palm Beach Gardens, Fla.	FA-16
98	Deandre Coleman	DT	6-5	341	25	1	California	Seattle, Wash.	FA-16
<b>RESERVE/SUSPENDED</b>									
66	Seantrel Henderson	T	6-7	331	24	3	Miami	St. Paul, Minn.	D7b-14
99	Marcell Dareus	DT	6-3	331	26	6	Alabama	Huffman, Ala.	D1-11
<b>RESERVE/PHYSICALLY UNABLE TO PERFORM</b>									
81	Marcus Easley	WR	6-2	217	28	6	Connecticut	Stratford, Conn.	D4-10
90	Shaq Lawson	LB	6-3	270	22	R	Clemson	Central, S.C.	D1-16
<b>RESERVE/NON-FOOTBALL INJURY</b>									
18	Kolby Listenbee	WR	6-1	183	22	R	Texas Christian	Arlington, Texas	D6a-16
<b>RESERVE/INJURED</b>									
31	Jonathan Dowling	DB	6-3	190	24	2	Western Kentucky	Bradenton, Fla.	FA-15
38	James Wilder Jr.	RB	6-3	232	24	1	Florida State	Tampa, Fla.	FA-16
58	Randell Johnson	LB	6-4	245	25	3	Florida Atlantic	Miami, Fla.	D7a-14
59	Reggie Ragland	LB	6-2	252	22	R	Alabama	Madison, Ala.	D2-16
75	IK Enemkpali	DE	6-1	261	25	3	Louisiana Tech	Pflugerville, Texas	W-15 (NYJ)
86	Blake Annen	TE	6-4	247	25	3	Cincinnati	Upper Arlington, Ohio	FA-15
89	Chris Gragg	TE	6-3	244	26	4	Arkansas	Warren, Ark.	D7-13
<b>RESERVE/DID NOT REPORT</b>									
	Dri Archer	RB	5-8	173	25	3	Kent State	Laurel, Fla.	W-16 (NYJ)

## BUFFALO BILLS UNOFFICIAL 2016 DEPTH CHART

### OFFENSE

<b>WR</b>	14 Sammy Watkins	88 Marquise Goodwin	19 Walter Powell	
<b>LT</b>	77 Cordy Glenn	71 Cyrus Kouandjio		
<b>LG</b>	64 Richie Incognito	61 Gabe Ikard		
<b>C</b>	70 Eric Wood	67 Patrick Lewis		
<b>RG</b>	76 John Miller	72 Ryan Groy		
<b>RT</b>	79 Jordan Mills			
<b>TE</b>	85 Charles Clay	82 Jim Dray	84 Nick O'Leary	
<b>QB</b>	5 Tyrod Taylor	3 EJ Manuel	<u>7 Cardale Jones</u>	
<b>FB</b>	42 Jerome Felton			
<b>RB</b>	25 LeSean McCoy	35 Mike Gillislee	22 Reggie Bush	<u>31 Jonathan Williams</u>
<b>WR</b>	10 Robert Woods	11 Greg Salas	15 Brandon Tate	

### DEFENSE

<b>DT</b>	95 Kyle Williams	94 Jerel Worthy		
<b>NT</b>	97 Corbin Bryant			
<b>DE</b>	<u>92 Adolphus Washington</u>	91 Leger Douzable		
<b>OLB</b>	55 Jerry Hughes	56 Larentee McCray		
<b>WILL</b>	53 Zach Brown	50 Ramon Humber		
<b>MIKE</b>	52 Preston Brown	51 Brandon Spikes		
<b>OLB</b>	57 Lorenzo Alexander			
<b>CB</b>	28 Ronald Darby	21 Nickell Robey-Coleman	30 Corey White	
<b>S</b>	23 Aaron Williams	27 Duke Williams	36 Jonathan Meeks	
<b>S</b>	20 Corey Graham	26 Robert Blanton	33 Colt Anderson	
<b>CB</b>	24 Stephon Gilmore	<u>29 Kevon Seymour</u>		

### SPECIALISTS

<b>K</b>	2 Dan Carpenter			
<b>KO</b>	4 Jordan Gay	2 Dan Carpenter		
<b>P</b>	6 Colton Schmidt			
<b>KOR</b>	22 Reggie Bush	19 Walter Powell	15 Brandon Tate	
<b>PR</b>	22 Reggie Bush	19 Walter Powell	15 Brandon Tate	
<b>LS</b>	65 Garrison Sanborn			
<b>H</b>	6 Colton Schmidt			

ROOKIES UNDERLINED  
INJURED IN ITALICS

## 2016 TRANSACTIONS

January 4 Signed **CB Mario Butler**, **RB Mike Gillislee**, **WR Greg Salas** and **P Colton Schmidt** to contract extensions. Signed **TE Blake Annen**, **DB Jonathan Dowling**, **TE Jacob Maxwell**, **C Ronald Patrick**, **DE Cedric Reed**, **G Cyril Richardson** and **S Phillip Thomas** to reserve/future contract.  
**Rob Ryan** named assistant head coach/defense  
 January 10 Signed **WR Jarrett Boykin** and **WR Greg Little** to reserve/future contract.  
 January 12 **Ed Reed** named assistant defensive backs coach  
 January 13 Signed **RB James Wilder Jr.** to a reserve/future contract. **Kathryn Smith** named quality control-special teams coach.  
 January 20 Signed **CB Javier Arenas** to a reserve/future contract.  
 February 3 Designated **T Cordy Glenn** as franchise player. Released **RB Boobie Dixon**, **G Kraig Urbik** and **DE Mario Williams**.  
 March 1 Released **CB Leodis McKelvin**.  
 March 4 Tendered offers to Restricted Free Agents **DT Corbin Bryant**, **WR Chris Hogan** and **T Jordan Mills**  
 March 7 Re-signed **G Richie Incognito**  
 March 8 Signed **TE Jim Dray**  
 March 16 Signed **S Robert Blanton**  
 March 18 Signed **T Jordan Mills**  
 March 30 Signed **LB Zach Brown**, **WR Leonard Hankerson** and **CB Corey White**  
 April 4 Signed **CB Sterling Moore**  
 April 5 **LB AJ Tarpley** announced retirement  
 April 6 Signed **C Fernando Velasco**  
 April 7 Signed **LB Lorenzo Alexander** and **S Colt Anderson**  
 April 11 Released **T Tyson Chandler**  
 April 15 Signed **DT Corbin Bryant**. Released **DB Cam Thomas**  
 April 18 Released **LB Tony Stewart**.  
 April 19 Drafted **DE Shaq Lawson**  
 April 28 Drafted **LB Reggie Ragland** and **DT Adolphus Washington**. Released **TE Jacob Maxwell** and **LB A.J. Tarpley**  
 April 29 Drafted **QB Cardale Jones**, **RB Jonathan Williams**, **WR Kolby Listenbee** and **CB Kevon Seymour**.  
 April 30 Signed **LB Bryson Albright**, **WR Davonte Allen**, **WR Gary Chambers**, **LS Reid Ferguson**, **FB Glenn Gronkowski**, **C Robert Kugler**, **G Jamison Lalk**, **DE Claudell Louis**, **T Marquis Lucas**, **T Keith Lumpkin**, **K Marshall Morgan**, **LB Eric Striker**, **CB Julian Whigham**, **DT Justin Zimmer**. Released **CB Bud Noel**, **C Ronald Patrick** and **LB Jarius Wynn**.  
 May 2 Claimed **RB Dri Archer**  
 May 10 Signed **CB Kevon Seymour**.  
 May 11 Signed **WR Kolby Listenbee**  
 May 12 Signed **RB Jonathan Williams**  
 May 13 Signed **DT Adolphus Washington**  
 May 17 Placed **RB Dri Archer** on the Reserve/Did Not Report List  
 May 18 Signed **LB Reggie Ragland**  
 May 24 Signed **LB Jamari Lattimore**  
 May 31 Signed **DE Shaq Lawson**  
 June 6 Signed **QB Cardale Jones**  
 June 7 Signed **RB Dan Herron**. Released **CB Julian Whigham**.  
 June 9 Signed **DE Leger Douzable** and **T Chris Martin**. Released **DE Claudell Louis** and **T Keith Lumpkin**.  
 June 14 Signed **T Justin Renfrow**. Designated **S Phillip Thomas** as Waived/Injured.  
 June 17 Placed **LB Manny Lawson** and **WR Kolby Listenbee** on the Active/Non-Football Injury list. Placed **WR Marcus Easley**, **DE Shaq Lawson**, **WR Sammy Watkins** and **DT Kyle Williams** on the Active/Physically Unable to Perform list. Placed **DT Marcell Dareus**, **DB Jonathan Dowling**, **T Seantrel Henderson** and **RB Karlos Williams** on the Active/Non-Football Illness list.  
 July 29 Signed **DT Casey Walker**. Waived **DE Cedric Reed**.  
 July 30 **DB Jonathan Dowling** is moved to the active roster. Signed **RB Reggie Bush** and **WR Kain Colter**. Released **WR Davonte Allen** and **K Marshall Morgan**.  
 August 1 Signed **LB David Hawthorne**, **LB Brandon Spikes** and **TE Jimmmy Mundine**. Released **WR Gary Chambers** and **CB Javier Arenas**. Designated **LB Kevin Reddick** as Waived  
 August 7 **DT Marcell Dareus**, **WR Sammy Watkins** and **DT Kyle Williams** are moved to the active roster.  
 August 8 **RB Karlos Williams** is moved to the active roster. Signed **LB Kroy Biermann**, **DT Brandon Deaderick** and **DT Alameda Ta'amu**.  
 August 15 Waived/Injured **LB IK Enemkpali**. Released **DT T.J. Barnes** and **WR Leonard Hankerson**.  
 August 16 **LB Manny Lawson** is moved to the active roster.  
 August 20 Waived **RB Karlos Williams**.  
 August 22 **T Seantrel Henderson** is moved to the active roster.  
 August 28 Signed **QB Austin Trainor**.  
 August 30 Traded for **LB Larentee McCray** from the Green Bay Packers in return for an undisclosed 2018 draft pick. Released **LB David Hawthorne**, **LS Reid Ferguson**, **C Robert Kugler**, **WR Greg Little**, **TE Jimmmy Mundine**, **LB Eric Striker**, **DT Alameda Ta'amu**, **QB Austin Trainor**, **DT Justin Zimmer**.  
 Designated **CB Jonathan Dowling**, **TE Chris Gragg** and **T Justin Renfrow** as Waived/Injured. Designated **WR Marcus Easley** and **LB Shaq Lawson** as Reserve/Physically Unable to Perform. Designated **WR Kolby Listenbee** as Reserve/Non-Football Injury. Designated **LB Reggie Ragland** as Reserve/Injured  
 August 31 Signed **LB Ramon Humber**. Waived **K Jordan Gay**. Claimed **C Patrick Lewis** off waivers from Seattle. Released **G Jamison Lalk**.  
 September 2 Released **LB Kroy Biermann**, **WR Jarrett Boykin**, **CB Mario Butler**, **WR Kain Colter**, **DL Brandon Deaderick**, **DL Lavar Edwards**, **FB Jerome Felton**, **RB Boom Herron**, **LB Manny Lawson**, **WR Dez Lewis**, **T Chris Martin**, **CB Sterling Moore**, **G Cyril Richardson**, **CB Sammy Seamster**, **LB Max Valles**, **C Fernando Velasco**, **DL Casey Walker** Placed **TE Blake Annen**, **LB Randell Johnson**, **T Marquis Lucas** and **RB James Wilder Jr.** on Injured Reserve.  
 September 4 Claimed **FB/TE Dan Vitale** off of waivers. Released **LB Jamari Lattimore**. Signed **WR Dezmin Lewis** and **K Jordan Gay** to practice squad.  
 September 5 Signed **CB Doran Grant**, **WR Matt Hazel**, **G Gabe Ikard** and **LB Max Valles** to the practice squad. Released **FB/TE Dan Vitale** due to failed physical.  
 September 6 Signed **WR Brandon Tate** to the active roster. **LB Carlos Fields**, **CB Damian Parms** and **CB Marcus Roberson** added to the practice squad.  
 September 9 Signed **K Jordan Gay** to the active roster. Placed **T Seantrel Henderson** on the Reserve/Suspended list.  
 September 12 Signed **FB Jerome Felton**. Released **FB Glenn Gronkowski**.  
 September 13 Signed **T Chris Martin** to the practice squad. Released **CB Doran Grant** from practice squad.  
 September 15 Promoted **G Gabe Ikard** to the active roster from the practice squad. Released **LB Bryson Albright**.  
 September 16 Signed **LB Bryson Albright** to the practice squad.

# HOW THE BILLS WERE BUILT

YEAR	DRAFTEES	VETERAN FREE AGENTS	TRADES	FREE AGENTS
2006	Kyle Williams (5)			
2009	Eric Wood (1)			Garrison Sanborn (UFA)
2011	Marcell Dareus (1) Aaron Williams (2)			
2012	Stephon Gilmore (1) Cordy Glenn (2)	Corbin Bryant (Steelers)		
2013	EJ Manuel (1) Robert Woods (2) Marquise Goodwin (3) Duke Williams (4) Jonathan Meeks (5)	Dan Carpenter (Miami)	Jerry Hughes (Indianapolis)	Nickell Robey-Coleman (UFA)
2014	Sammy Watkins (1) Cyrus Kouandjio (2) Preston Brown (3) Seantrel Henderson (7)	Corey Graham (Baltimore) Colton Schmidt (San Francisco) Jordan Gay (Carolina)		
2015	Ronald Darby (2) John Miller (3) Nick O'Leary (6)	Charles Clay (Miami) Jerome Felton (Minnesota) Mike Gillislee (Arizona) Ryan Groy (Tampa Bay) Richie Incognito (Miami) Jordan Mills (Detroit) Walter Powell (NY Jets) Greg Salas (Detroit) Tyrod Taylor (Baltimore) Jerel Worthy (Green Bay)	LeSean McCoy (from Philadelphia)	
2016	Adolphus Washington (3) Cardale Jones (4) Jonathan Williams (5) Kevon Syemour (6)	Lorenzo Alexander (Oakland) Colt Anderson (Indianapolis) Robert Blanton (Minnesota) Zach Brown (Tennessee) Reggie Bush (Detroit) Leger Douzable (NY Jets) Jim Dray (Cleveland) Ramon Humber (New England) Gabe Ikard (Detroit) Patrick Lewis (Seattle) Brandon Spikes (New England) Brandon Tate (Cincinnati) Corey White (Arizona)	Lerentee McCray (from Green Bay)	

(ufa) indicates undrafted rookie free agent

(team) denotes team last played with

# BY EXPERIENCE

## 11 YEARS (2)

Reggie Bush  
Kyle Williams

## 10 YEARS (3)

Lorenzo Alexander  
Corey Graham  
Richie Incognito

## 9 YEARS (2)

Dan Carpenter  
Jerome Felton

## 8 YEARS (5)

Ramon Humber  
LeSean McCoy  
Garrison Sanborn  
Brandon Tate  
Eric Wood

## 7 YEARS (4)

Colt Anderson  
Leger Douzable  
Jim Dray  
Jerry Hughes

## 6 YEARS (5)

Charles Clay  
Marcell Dareus  
Brandon Spikes  
Tyrod Taylor  
Aaron Williams

## 5 YEARS (6)

Robert Blanton  
Zach Brown  
Stephon Gilmore  
Cordy Glenn  
Greg Salas  
Corey White

## 4 YEARS (8)

Corbin Bryant  
Patrick Lewis  
EJ Manuel  
Lerentee McCray  
Jordan Mills  
Nickell Robey-Coleman  
Duke Williams  
Robert Woods

## 3 YEARS (11)

Preston Brown  
Jordan Gay  
Mike Gillislee  
Marquise Goodwin  
Ryan Groy  
Gabe Ikard  
Cyrus Kouandjio  
Jonathan Meeks  
Colton Schmidt  
Sammy Watkins  
Jerel Worthy

## 2 YEARS (3)

Ronald Darby  
John Miller  
Walter Powell

## 1 YEAR (1)

Nick O'Leary

## ROOKIE (4)

Cardale Jones  
Kevon Seymour  
Adolphus Washington  
Jonathan Williams



## 2016 BUFFALO BILLS ROSTER BY POSITION HEAD COACH REX RYAN



**Offense: 25**

**Coordinator: Anthony Lynn**

**Senior Assistant: Chris Palmer**

### QUARTERBACKS (3)

**Coach: David Lee**

**Assistant: Jason Vrable**

No	Name	Pos	HT	WT	Exp	College
3	EJ Manuel	QB	6'4	237	4	Florida State
5	Tyrod Taylor	QB	6'1	215	6	Virginia Tech
7	Cardale Jones	QB	6'5	250	R	Ohio State

### RUNNING BACKS (5)

**Coach: Anthony Lynn**

No	Name	Pos	HT	WT	Exp	College
22	Reggie Bush	RB	6'0	205	11	Southern California
25	LeSean McCoy	RB	5'11	208	8	Pittsburgh
31	Jonathan Williams	RB	6'0	223	R	Arkansas
35	Mike Gillislee	RB	5'11	219	3	Florida
42	Jerome Felton	FB	6'0	248	9	Furman

### WIDE RECEIVERS (6)

**Coach: Sanjay Lal**

No	Name	Pos	HT	WT	Exp	College
10	Robert Woods	WR	6'0	190	4	Southern California
11	Greg Salas	WR	6'2	210	5	Hawaii
14	Sammy Watkins	WR	6'1	211	3	Clemson
15	Brandon Tate	WR	6'1	195	8	North Carolina
19	Walter Powell	WR	6'0	189	2	Murray State
88	Marquise Goodwin	WR	5'9	179	4	Texas

### TIGHT ENDS (3)

**Coach: Tony Sparano**

No	Name	Pos	HT	WT	Exp	College
82	Jim Dray	TE	6'5	255	7	Stanford
84	Nick O'Leary	TE	6'3	252	1	Florida State
85	Charles Clay	TE	6'3	255	6	Tulsa

### OFFENSIVE LINE (8)

**Coach: Aaron Kromer**

**Assistant: Pay Meyer**

No	Name	Pos	HT	WT	Exp	College
61	Gabe Ikard	G	6'4	304	3	Oklahoma
64	Richie Incognito	G	6'3	319	10	Nebraska
67	Patrick Lewis	C	6'1	311	4	Texas A&M
70	Eric Wood	C	6'4	310	8	Louisville
71	Cyrus Kouandjio	T	6'7	332	3	Alabama
72	Ryan Groy	G	6'5	320	3	Wisconsin
76	John Miller	G	6'2	312	2	Louisville
77	Cordy Glenn	T	6'6	345	5	Georgia
79	Jordan Mills	T	6'5	316	4	Louisiana Tech

**Defense: 23**

**Coordinator: Dennis Thurman**

**Assistant HC/Defense: Rob Ryan**

**Assistant: D'Anton Lynn**

**Assistant: Mike Giuliani**

### DEFENSIVE LINE (5)

**Coach: John Blake**

**Coach: Jason Rebrovich**

No	Name	Pos	HT	WT	Exp	College
91	Leger Douzable	DE	6'4	284	7	Central Florida
92	Adolphus Washington	DT	6'4	295	R	Ohio State
94	Jerel Worthly	DE	6'2	308	3	Michigan State
95	Kyle Williams	DT	6'1	303	11	LSU
97	Corbin Bryant	DT	6'4	300	4	Northwestern

### LINEBACKERS (7)

**Coach: Bobby April III**

**Coach: Jeff Weeks (Outside)**

No	Name	Pos	HT	WT	Exp	College
50	Ramon Humber	LB	5'11	235	8	North Dakota State
51	Brandon Spikes	LB	6'2	255	6	Florida
52	Preston Brown	LB	6'1	251	3	Louisville
53	Zach Brown	LB	6'1	248	5	North Carolina
55	Jerry Hughes	DE	6'2	254	7	Texas Christian
56	Lerentee McCray	LB	6'3	249	4	Florida
57	Lorenzo Alexander	LB	6'1	245	10	California

### DEFENSIVE BACKS (11)

**Coach: Tim McDonald**

**Assistant: Ed Reed**

No	Name	Pos	HT	WT	Exp	College
20	Corey Graham	S	6'0	196	10	New Hampshire
21	Nickell Robey-Coleman	CB	5'8	165	4	Southern California
23	Aaron Williams	S	6'0	199	6	Texas
24	Stephon Gilmore	CB	6'1	190	5	South Carolina
26	Robert Blanton	S	6'1	200	5	Notre Dame
27	Duke Williams	S	5'11	201	4	Nevada
28	Ronald Darby	CB	5'11	195	2	Florida State
29	Kevon Seymour	CB	6'0	185	R	Southern California
30	Corey White	CB	6'1	210	5	Samford
33	Colt Anderson	S	5'10	195	7	Montana
36	Jonathan Meeks	S	6'0	209	4	Clemson

### SPECIAL TEAMS (4)

**Coordinator: Danny Crossman**

**Assistants: Eric Smith, Kathryn Smith**

No	Name	Pos	HT	WT	Exp	College
2	Dan Carpenter	K	6'2	228	9	Montana
4	Jordan Gay	K	6'0	200	3	Centre
6	Colton Schmidt	P	5'11	224	3	California-Davis
65	Garrison Sanborn	LS	6'1	240	8	Florida State

### COACHING STAFF

Head Coach: Rex Ryan  
 Assistant Head Coach/Defense: Rob Ryan  
 Coordinators: Danny Crossman (Special Teams), Anthony Lynn (Offense), Dennis Thurman (Defense)  
 Assistants: Bobby April III (Linebackers), John Blake (Defensive Line), Eric Ciano (Head Strength and Conditioning), Mike Giuliani (Coaching Assistant), Aaron Kromer (Offensive Line), Zak Kromer (Coaching Assistant), Sanjay Lal (Wide Receivers), David Lee (Quarterbacks), Dan Liburd (Strength and Conditioning Assistant), Mark Loecher (Strength and Conditioning Assistant), Hal Luther (Assistant Strength and Conditioning), D'Anton Lynn (Defensive Assistant), Tim McDonald (Defensive Backs), Pat Meyer (Offensive Assistant), Jason Oszart (Strength and Conditioning Assistant), Chris Palmer (Senior Offensive Assistant), Jason Rebrovich (Defensive Line), Ed Reed (Assistant Defensive Backs), Eric Smith (Special Teams Assistant), Kathryn Smith (Quality Control-Special Teams), Tony Sparano (Tight Ends), Jason Vrable (Assistant Quarterbacks), Jeff Weeks (Outside Linebackers)





# HERD OF STATS

**REGULAR SEASON GAME #3**

**Buffalo Bills vs Arizona Cardinals**

**Sunday, September 25, 2016**

## **2016 HERD OF STATS**

**Game-By-Game Starters**

**Offensive Highs & Lows**

**Defensive Highs & Lows**

**Bills Superlatives**

**Opponent Superlatives**

**Defensive Summaries**

**Defensive Statistics**

**Scoring Drives**

**Game-by-Game Team**

**Game-by-Game Rushing**

**Game-by-Game Passing**

**Game-by-Game Receiving**

**Game-by-Game Punting/Kicking**

**Game-by-Game Punt Returns**

**Game-by-Game Kickoff Returns**

**Game-by-Game Defensive Stats**

**Big Plays**

**Goal-to-Go**

**Inside the 20**

**The Last Time**

**Turnover Analysis**

**ETCs**

**Game Summaries**

**Player Participation**

**NFL Stats**

## 2016 BUFFALO BILLS GAME-BY-GAME STARTERS

OFFENSE											
OPP	WR	WR	LT	LG	C	RG	RT	TE	TE-WR	RB	QB
vs BAL	Watkins	Woods	Glenn	Incognito	Wood	Miller	Mills	Clay	Dray	McCoy	Taylor
vs NYJ	Watkins	Woods	Kouandjio	Incognito	Wood	Miller	Mills	Clay	Salas	McCoy	Taylor

DEFENSE											
OPP	DT	NT	DE	OLB	WILL	MIKE	OLB	CB	S	S	CB
vs BAL	K. Williams	Bryant	Washington	Hughes	Z. Brown	P. Brown	Alexander	Darby	D. Williams	Graham	Gilmore
vs NYJ	K. Williams	Bryant	Washington	Hughes	Z. Brown	P. Brown	Alexander	Darby	D. Williams	Graham	Gilmore

# 2016 OFFENSIVE HIGHS & LOWS

BEST		WORST
31 vs NYJ 9/15	POINTS	7 at BAL 9/11
16 vs NYJ 9/15	FIRST DOWNS	11 at BAL 9/11
6 vs NYJ 9/15	RUSHING FIRST DOWNS	5 at BAL 9/11
9 vs NYJ 9/15	PASSING FIRST DOWNS	5 at BAL 9/11
30% vs NYJ 9/15	THIRD DOWN EFFICIENCY	23% at BAL 9/11
393 vs NYJ 9/15	TOTAL NET YARDS	160 at BAL 9/11
7.9 vs NYJ 9/15	AVERAGE PER PLAY	3.3 at BAL 9/11
86 vs NYJ 9/15	NET YARDS RUSHING	65 at BAL 9/11
307 vs NYJ 9/15	NET YARDS PASSING	95 at BAL 9/11
0 vs NYJ 9/15	QB SACKS	2 at BAL 9/11
307 vs NYJ 9/15	GROSS YARDS PASSING	111 at BAL 9/11
31 vs NYJ 9/15	PASS ATTEMPTS	22 at BAL 9/11
19 vs NYJ 9/15	PASS COMPLETIONS	15 at BAL 9/11
0 at BAL 9/11	INTERCEPTED	1 vs NYJ 9/15
9.9 vs NYJ 9/15	YARDS PER PASS	4.0 at BAL 9/11
44.7 at BAL 9/11	PUNTING AVERAGE	39.3 vs NYJ 9/15
1 at BAL 9/11, vs NYJ 9/15	PUNT RETURNS	1 at BAL 9/11, vs NYJ 9/15
21 at BAL 9/11	PUNT RETURN YARDS	8 vs NYJ 9/15
5 vs NYJ 9/15	KICKOFF RETURNS	1 at BAL 9/11
125 vs NYJ 9/15	KICKOFF RETURN YARDS	13 at BAL 9/11
4 vs NYJ 9/15	TOUCHDOWNS	1 at BAL 9/11
1 at BAL 9/11	RUSHING TOUCHDOWNS	0 vs NYJ 9/15
3 vs NYJ 9/15	PASSING TOUCHDOWNS	0 at BAL 9/11
27:07 at BAL 9/11	TIME OF POSSESSION	20:48 vs NYJ 9/15

# 2016 DEFENSIVE HIGHS & LOWS

BEST		WORST
13 at BAL 9/11	POINTS	37 vs NYJ 9/15
18 at BAL 9/11	FIRST DOWNS	28 vs NYJ 9/15
4 at BAL 9/11	RUSHING FIRST DOWNS	7 vs NYJ 9/15
11 at BAL 9/11	PASSING FIRST DOWNS	18 vs NYJ 9/15
40% at BAL 9/11	THIRD DOWN EFFICIENCY	62% vs NYJ 9/15
308 at BAL 9/11	TOTAL NET YARDS	493 vs NYJ 9/15
4.7 at BAL 9/11	AVERAGE PER PLAY	6.9 vs NYJ 9/15
83 at BAL 9/11	NET YARDS RUSHING	123 vs NYJ 9/15
225 at BAL 9/11	NET YARDS PASSING	370 vs NYJ 9/15
4.0 at BAL 9/11	QB SACKS	1.0 vs NYJ 9/15
258 at BAL 9/11	GROSS YARDS PASSING	374 vs NYJ 9/15
33 at BAL 9/11	PASS ATTEMPTS	34 vs NYJ 9/15
22 at BAL 9/11	PASS COMPLETIONS	24 vs NYJ 9/15
0, at BAL 9/11, vs NYJ 9/15N/A	INTERCEPTED	0, at BAL 9/11, vs NYJ 9/15
5.9 at BAL 9/11	YARDS PER PASS	10.6 vs NYJ 9/15
41.0 vs NYJ 9/15	PUNTING AVERAGE	42.7 at BAL 9/11
0 vs NYJ 9/15	PUNT RETURNS	2 at BAL 9/11
0 vs NYJ 9/15	PUNT RETURN YARDS	1 at BAL 9/11
2 at BAL 9/11	KICKOFF RETURNS	3 vs NYJ 9/15
37 at BAL 9/11	KICKOFF RETURN YARDS	54 vs NYJ 9/15
1 at BAL 9/11	TOUCHDOWNS	4 vs NYJ 9/15
0 at BAL 9/11	RUSHING TOUCHDOWNS	3 vs NYJ 9/15
1 at BAL 9/11, vs NYJ 9/15	PASSING TOUCHDOWNS	1 at BAL 9/11, vs NYJ 9/15
32:53 at BAL 9/11	TIME OF POSSESSION	39:12 vs NYJ 9/15

# 2016 BILLS SUPERLATIVES

## RUSHING

Yards .....	59	L. McCoy vs NYJ 9/15
Average (min. 10 carries) .....	3.9	L. McCoy vs NYJ 9/15
Long.....	24	L. McCoy vs NYJ 9/15
Touchdowns.....	1	L. McCoy at BAL 9/11

## PASSING

Attempts.....	30	T. Taylor vs NYJ 9/15
Completions .....	18	T. Taylor vs NYJ 9/15
Percentage (min. 20 attempts).....	68.2%	T. Taylor at BAL 9/11
Yards .....	297	T. Taylor vs NYJ 9/15
Long.....	84	T. Taylor vs NYJ 9/15
Touchdowns.....	3	T. Taylor vs NYJ 9/15

## RECEIVING

Receptions .....	5	C. Clay vs NYJ 9/15
Yards .....	112	M. Goodwin vs NYJ 9/15
Average (min. 3 rec.).....	22.3	G. Salas vs NYJ 9/15
Long.....	84	M. Goodwin vs NYJ 9/15
Touchdowns.....	1	M. Goodwin, G. Salas, M. Gillislee vs NYJ 9/15

## SPECIAL TEAMS

Punts .....	7	C. Schmidt at BAL 9/11
In 20.....	3	C. Schmidt at BAL 9/11
Longest Punt.....	50	C. Schmidt at BAL 9/11
Punt Return Attempts .....	1	B. Tate at BAL 9/11, B. Tate vs NYJ 9/15
Punt Return Yards.....	21	B. Tate at BAL 9/11
Punt Return Average (min. 3 ret.) ....	N/A	N/A
Long Punt Return .....	21	B. Tate at BAL 9/11
Kickoff Return Attempts.....	5	B. Tate vs NYJ 9/15
Kickoff Return Yards .....	125	B. Tate vs NYJ 9/15
Kickoff Return Average (min 3. Ret.) ....	25.0	B. Tate vs NYJ 9/15
Long Kickoff Return.....	45	B. Tate vs NYJ 9/15
PATs Made .....	4	D. Carpenter vs NYJ 9/15
PATs Attempted .....	4	D. Carpenter vs NYJ 9/15
Field Goals Made .....	1	D. Carpenter vs NYJ 9/15
Field Goals Attempted.....	1	D. Carpenter at BAL 9/11, D. Carpenter vs NYJ 9/15
Longest Field Goal .....	39	D. Carpenter vs NYJ 9/15

## DEFENSE

Most Total Tackles.....	16	P. Brown vs NYJ 9/15
Most Solo Tackles .....	8	Z. Brown vs NYJ 9/15
Most Sacks .....	2.0	J. Hughes at BAL 9/11
Most Interceptions .....	N/A	N/A

# 2016 OPPONENT SUPERLATIVES

## RUSHING

Yards .....	100	M. Forte vs NYJ 9/15
Average (min. 10 carries) .....	4.1	J. Forsett at BAL 9/11
Long.....	12	M. Forte vs NYJ 9/15
Touchdowns.....	3	M. Forte vs NYJ 9/15

## PASSING

Attempts.....	34	R. Fitzpatrick vs NYJ 9/15
Completions .....	24	R. Fitzpatrick vs NYJ 9/15
Percentage (min. 20 attempts).....	70.6%	R. Fitzpatrick vs NYJ 9/15
Yards .....	374	R. Fitzpatrick vs NYJ 9/15
Long.....	66	J. Flacco at BAL 9/11
Touchdowns.....	1	J. Flacco at BAL 9/11, R. Fitzpatrick vs NYJ 9/15

## RECEIVING

Receptions .....	6	E. Decker & B. Marshall vs NYJ 9/15
Yards .....	126	E. Decker vs NYJ 9/15
Average (min. 3 rec.).....	30.3	M. Wallace at BAL 9/11
Long.....	66	M. Wallace at BAL 9/11
Touchdowns.....	1	M. Wallace at BAL 9/11, E. Decker vs NYJ 9/15

## SPECIAL TEAMS

Punts .....	3	S. Koch at BAL 9/11
In 20.....	1	L. Edwards vs NYJ 9/15
Longest Punt.....	56	S. Koch at BAL 9/11
Punt Return Attempts .....	2	D. Hester at BAL 9/11
Punt Return Yards.....	1	D. Hester at BAL 9/11
Punt Return Average (min. 3 ret.) ....	N/A	N/A
Long Punt Return .....	8	D. Hester at BAL 9/11
Kickoff Return Attempts.....	3	J. Marshall vs NYJ 9/15
Kickoff Return Yards .....	39	J. Marshall vs NYJ 9/15
Kickoff Return Average (min 3. Ret.) ....	13.0	J. Marshall vs NYJ 9/15
Long Kickoff Return.....	23	D. Hester at BAL 9/11
PATs Made .....	4	N. Folk vs NYJ 9/15
PATs Attempted .....	4	N. Folk vs NYJ 9/15
Field Goals Made .....	3	N. Folk vs NYJ 9/15
Field Goals Attempted.....	3	N. Folk vs NYJ 9/15
Longest Field Goal .....	50	J. Tucker at BAL 9/11

## DEFENSE

Most Total Tackles.....	11	S. Wright at BAL 9/11
Most Solo Tackles .....	11	S. Wright at BAL 9/11
Most Sacks .....	1	T. Suggs, T. Jernigan at BAL 9/11
Most Interceptions.....	1	M. Williams vs NYJ 9/15

## Buffalo Bills 2016 Defensive and Special Teams Statistics (Per Gamebook Stats)

DEFENSIVE TACKLES				
PLAYER	Solo	Assist	TFL	TOTAL
P. Brown	13	11	1	24
Z. Brown	12	10	1	22
R. Darby	12	1	0	13
S. Gilmore	9	2	0	11
J. Hughes	8	3	3	11
K. Williams	7	2	1	9
A. Williams	6	3	1	9
L. Alexander	5	4	1	9
C. Graham	6	1	0	7
L. Douzable	2	4	1	6
N. Robey-Coleman	5	0	0	5
J. Meeks	4	0	0	4
C. Bryant	4	0	0	4
D. Williams	3	0	0	3
L. McCray	2	1	0	3
A. Washington	1	2	0	3
J. Worthy	0	3	0	3
R. Humber	2	0	0	2
R. Blanton	1	0	0	1
K. Seymour	1	0	0	1
S. Watkins	1	0	0	1
<b>TOTAL</b>	<b>104</b>	<b>47</b>	<b>9</b>	<b>151</b>

DEFENSIVE TOUCHDOWNS	
N. Robey-Coleman	1
<b>TOTAL</b>	<b>1</b>

SAFETY	
<b>TOTAL</b>	<b>0</b>

INTERCEPTIONS	
<b>TOTAL</b>	<b>0</b>

DEFENSIVE FUMBLE RECOVERIES	
P. Brown	1
N. Robey-Coleman	1
<b>TOTAL</b>	<b>2</b>

DEFENSIVE FORCED FUMBLES	
L. Alexander	1
P. Brown	1

SPECIAL TEAMS TACKLES			
PLAYER	Solo	Assist	TOTAL
R. Humber	3	0	3
J. Meeks	2	0	2
C. Graham	2	0	2
L. McCray	1	0	1
R. Blanton	1	0	1
L. Alexander	0	2	0
<b>TOTAL</b>	<b>9</b>	<b>2</b>	<b>9</b>

PASSES DEFENSED	
R. Darby	5
A. Williams	1
S. Gilmore	1
<b>TOTAL</b>	<b>7</b>

QUARTERBACK SACKS	
J. Hughes	2.0
L. Douzable	1.5
L. Alexander	1.5
<b>TOTAL</b>	<b>5.0</b>



# 2016 SCORING DRIVES

## 9/11 at BAL

Drive	Time/Quarter	Result
12-75, 7:09	3:02/2	L. McCoy 1 yd. run (D.Carpenter kick)

## 9/15 vs NYJ

Drive	Time/Quarter	Result
3-82, 1:25	5:16/1	M.Goodwin 84 yd. pass from T.Taylor (D.Carpenter kick)
13-54, 3:48	0:05/2	D.Carpenter 39 yd. Field Goal
3-75, 0:51	14:09/3	G.Salas 71 yd. pass from T.Taylor (D.Carpenter kick)
10-75, 2:45	1:17/4	M.Gillislee 18 yd. pass from T.Taylor (D.Carpenter kick)

## 2016 GAME-BY-GAME TEAM OFFENSE

Date	Game	1ST DOWNS				3rd DOWNS			TOTAL OFFENSE			RUSHING			PASSING						----TDs----				PAT		PAT		PAT		PUNTING							
		TOT	R	P	Pn	Att	Cnv	PCT	Yds	Ply	Avg	Yds	Ply	Avg	Net	Sk	Lst	Gr	Att	Com	In	PTS	R	P	S/D	KICK	RUSH	PASS	FG	Saf	No	Yds	Avg					
S 11	@ BAL	11	5	5	1	13	3	23.1%	160	48	3.3	65	24	2.7	95	2	16	111	22	15	0	7	1	0	0	1	0	0	0	0	0	0	1	0	7	313	44.7	
S 15	v NYJ	16	6	9	1	10	3	30.0%	393	50	7.9	86	19	4.5	307	0	0	307	31	19	1	31	0	3	1	4	0	0	0	0	0	1	1	0	3	118	39.3	
O 2	@ NE																																					
O 9	@ LA																																					
O 16	v SF																																					
O 23	@ MIA																																					
O 30	v NE																																					
N 7	@ SEA																																					
N 20	@ CIN																																					
N 27	v JAX																																					
D 4	@ OAK																																					
D 11	v PIT																																					
D 18	v CLE																																					
D 24	v MIA																																					
J 1	@ NYJ																																					
<b>2016 TOTALS</b>		<b>27</b>	<b>11</b>	<b>14</b>	<b>2</b>	<b>23</b>	<b>6</b>	<b>26.1%</b>	<b>553</b>	<b>98</b>	<b>5.6</b>	<b>151</b>	<b>43</b>	<b>3.5</b>	<b>402</b>	<b>2</b>	<b>16</b>	<b>418</b>	<b>53</b>	<b>34</b>	<b>1</b>	<b>38</b>	<b>1</b>	<b>3</b>	<b>1</b>	<b>5</b>	<b>0</b>	<b>0</b>	<b>0</b>	<b>0</b>	<b>0</b>	<b>1</b>	<b>2</b>	<b>0</b>	<b>10</b>	<b>431</b>	<b>43.1</b>	
AVG. PER GAME		13.5	5.5	7.0	1.0				276.5	49.0		75.5	21.5		201.0	1.0	8.0	209.0	26.5	17.0	0.5	19.0												5.0	215.5			

Date	Game	PUNT RET.		KO RET.		FUM		PEN		Poss. Time
		No	Yds	No	Yds	No	Lst	No	Yds	
S 11	@ BAL	1	21	1	13	0	0	8	89	27:07
S 15	v NYJ	1	8	5	125	1	0	6	59	20:48
S 25	v ARI									
O 2	@ NE									
O 9	@ LA									
O 16	v SF									
O 23	@ MIA									
O 30	v NE									
N 7	@ SEA									
N 20	@ CIN									
N 27	v JAX									
D 4	@ OAK									
D 11	v PIT									
D 18	v CLE									
D 24	v MIA									
J 1	@ NYJ									
<b>2016 TOTALS</b>		<b>2</b>	<b>29</b>	<b>6</b>	<b>138</b>	<b>1</b>	<b>0</b>	<b>14</b>	<b>148</b>	<b>23:58</b>
AVG. PER GAME			14.5		69.0			7.0	74.0	



# 2016 GAME-BY-GAME RUSHING

Shaded rows indicates games started

Date	Game	25 LeSEAN McCOY					5 TYROD TAYLOR					3 EJ MANUEL					22 REGGIE BUSH				
		Att	Yds	Avg	LG	TD	Att	Yds	Avg	LG	TD	Att	Yds	Avg	LG	TD	Att	Yds	Avg	LG	TD
S 11	@ BAL	16	58	3.6	16	1	5	11	2.2	6	0	---	---	---	---	---	3	-4	-1.3	5	0
S 15	v NYJ	15	59	3.9	24	0	2	25	12.5	15	0	2	2	1.0	2	0					
S 25	v ARI																				
O 2	@ NE																				
O 9	@ LA																				
O 16	v SF																				
O 23	@ MIA																				
O 30	v NE																				
N 7	@ SEA																				
N 20	@ CIN																				
N 27	v JAX																				
D 4	@ OAK																				
D 11	v PIT																				
D 18	v CLE																				
D 24	v MIA																				
J 1	@ NYJ																				
2016 TOTALS		31	117	3.8	24	1	7	36	5.1	15	0	2	2	1.0	2	0	3	-4	-1.3	5	0
NFL CAREER		1695	7804	4.6	66	48	138	740	5.4	31	5	88	304	3.5	19	4	1277	5489	4.3	76	35
w/BUFFALO		234	1012	4.3	48	4	111	604	5.4	31	4	88	304	3.5	19	4	3	-4	-1.3	5	0

# 2016 GAME-BY-GAME PASSING

		5 TYROD TAYLOR										
Date	Game	GP	GS	Att	Com	Pct.	Yds	LG	TD	INT	Sck / Yds	Rate
S 11	@ BAL	❖	❖	22	15	68.2	111	33	0	0	2 - 16	79.9
S 15	v NYJ	❖	❖	30	18	60.0	297	84 t	3	1	0 - 0	112.8
S 25	v ARI											
O 2	@ NE											
O 9	@ LA											
O 16	v SF											
O 23	@ MIA											
O 30	v NE											
N 7	@ SEA											
N 20	@ CIN											
N 27	v JAX											
D 4	@ OAK											
D 11	v PIT											
D 18	v CLE											
D 24	v MIA											
J 1	@ NYJ											
<b>2016 TOTALS</b>		<b>2</b>	<b>2</b>	<b>52</b>	<b>33</b>	<b>63.5</b>	<b>408</b>	<b>84 t</b>	<b>3</b>	<b>1</b>	<b>2 - 16</b>	<b>98.9</b>
<b>NFL CAREER</b>		<b>30</b>	<b>16</b>	<b>467</b>	<b>294</b>	<b>63.0</b>	<b>3642</b>	<b>84 t</b>	<b>23</b>	<b>9</b>	<b>43 - 261</b>	<b>95.4</b>
w/BUFFALO		16	16	432	275	63.7	3443	84 t	23	7	38 - 228	99.3

		3 EJ MANUEL										
Date	Game	GP	GS	Att	Com	Pct.	Yds	LG	TD	INT	Sck / Yds	Rate
S 11	@ BAL											
S 15	v NYJ	❖		1	1	100.0	10	10	0	0	0 - 0	108.3
S 25	v ARI											
O 2	@ NE											
O 9	@ LA											
O 16	v SF											
O 23	@ MIA											
O 30	v NE											
N 7	@ SEA											
N 20	@ CIN											
N 27	v JAX											
D 4	@ OAK											
D 11	v PIT											
D 18	v CLE											
D 24	v MIA											
J 1	@ NYJ											
<b>2016 TOTALS</b>		<b>1</b>	<b>0</b>	<b>1</b>	<b>1</b>	<b>100.0</b>	<b>10</b>	<b>10</b>	<b>0</b>	<b>0</b>	<b>0 - 0</b>	<b>108.3</b>
<b>NFL CAREER</b>		<b>23</b>	<b>16</b>	<b>522</b>	<b>309</b>	<b>59.2</b>	<b>3381</b>	<b>80 t</b>	<b>19</b>	<b>15</b>	<b>40 - 248</b>	<b>78.6</b>
w/BUFFALO		23	16	522	309	59.2	3381	80 t	19	15	40 - 248	78.6

		7 CARDALE JONES										
Date	Game	GP	GS	Att	Com	Pct.	Yds	LG	TD	INT	Sck / Yds	Rate
S 11	@ BAL											
S 15	v NYJ											
S 25	v ARI											
O 2	@ NE											
O 9	@ LA											
O 16	v SF											
O 23	@ MIA											
O 30	v NE											
N 7	@ SEA											
N 20	@ CIN											
N 27	v JAX											
D 4	@ OAK											
D 11	v PIT											
D 18	v CLE											
D 24	v MIA											
J 1	@ NYJ											
<b>2016 TOTALS</b>		<b>0</b>	<b>0</b>	<b>0</b>	<b>0</b>	<b>---</b>	<b>0</b>	<b>0</b>	<b>0</b>	<b>0</b>	<b>0 - 0</b>	<b>---</b>
<b>NFL CAREER</b>		<b>29</b>	<b>5</b>	<b>177</b>	<b>96</b>	<b>54.2</b>	<b>1042</b>	<b>42</b>	<b>5</b>	<b>10</b>	<b>17 - 99</b>	<b>57.7</b>
w/BUFFALO		0	0	0	0	---	0	0	0	0	0 - 0	---



# 2016 GAME-BY-GAME RECEIVING

Shaded rows indicates games started

Date	Game	25 LeSEAN McCOY					85 CHARLES CLAY					14 SAMMY WATKINS					10 ROBERT WOODS				
		Rec	Yds	Avg	LG	TD	Rec	Yds	Avg	LG	TD	Rec	Yds	Avg	LG	TD	Rec	Yds	Avg	LG	TD
S 11	@ BAL	4	12	3.0	5	0	2	40	20.0	33	0	4	43	10.8	19	0	4	20	5.0	9	0
S 15	v NYJ	4	31	7.8	10	0	5	27	5.4	11	0	2	20	10.0	11	0	1	10	10.0	10	0
S 25	v ARI																				
O 2	@ NE																				
O 9	@ LA																				
O 16	v SF																				
O 23	@ MIA																				
O 30	v NE																				
N 7	@ SEA																				
N 20	@ CIN																				
N 27	v JAX																				
D 4	@ OAK																				
D 11	v PIT																				
D 18	v CLE																				
D 24	v MIA																				
J 1	@ NYJ																				
2016 TOTALS		8	43	5.4	10	0	7	67	9.6	33	0	6	63	10.5	19	0	5	30	6.0	10	0
NFL CAREER		340	2617	7.7	70	12	219	2404	11.0	67	17	131	2092	16.0	84	15	157	1868	11.9	57	11
w/BUFFALO		40	335	8.4	22	2	58	595	10.3	40	3	131	2092	16.0	84	15	157	1868	11.9	57	11

Date	Game	11 GREG SALAS					88 MARQUISE GOODWIN					35 MIKE GILLISLEE								
		Rec	Yds	Avg	LG	TD	Rec	Yds	Avg	LG	TD	Rec	Yds	Avg	LG	TD				
S 11	@ BAL											1	-4	-4.0	-4	0				
S 15	v NYJ	4	89	22.3	71	t	1	2	112	56	84	t	1	1	18	18	18	t	1	
S 25	v ARI																			
O 2	@ NE																			
O 9	@ LA																			
O 16	v SF																			
O 23	@ MIA																			
O 30	v NE																			
N 7	@ SEA																			
N 20	@ CIN																			
N 27	v JAX																			
D 4	@ OAK																			
D 11	v PIT																			
D 18	v CLE																			
D 24	v MIA																			
J 1	@ NYJ																			
2016 TOTALS		4	89	22.3	71	t	1	2	112	56.0	84	t	1	2	14	7.0	18	t	1	
NFL CAREER		50	704	14.1	71	t	1	22	461	21.0	84	t	4	8	43	5.4	18	t	1	
w/BUFFALO		7	130	18.6	71	t	1	22	461	21.0	84	t	4	8	43	5.4	18	t	1	

# 2016 GAME-BY-GAME PUNTING

		6 COLTON SCHMIDT																
Date	Game	No	Gross		Net		Ret		In	LG	Blk	Punt Sequence						
			Yds	Avg	Avg.	TB	Yds	20				Outcome/Return						
S 11	@ BAL	7	313	44.7	41.7	1	1	3	50	0	50	39	49	46	49	37	43	
											8	ob	ob	fc	tb	ob	-7	
S 15	v NYJ	3	118	39.3	39.3	0	0	1	45	0	33	40	45					
											d	ob	fc					
S 25	v ARI																	
O 2	@ NE																	
O 9	@ LA																	
O 16	v SF																	
O 23	@ MIA																	
O 30	v NE																	
N 7	@ SEA																	
N 20	@ CIN																	
N 27	v JAX																	
D 4	@ OAK																	
D 11	v PIT																	
D 18	v CLE																	
D 24	v MIA																	
J 1	@ NYJ																	
2015 TOTALS		10	431	43.1	41.0	1	1	4	50	0								
NFL CAREER		178	7920	44.5	40.0	10	600	57	67	0								
w/BUFFALO		178	7920	44.5	40.0	10	600	57	67	0								



# 2016 GAME-BY-GAME KICKING

		2 DAN CARPENTER							4 J. GAY				
Date	Game	---PAT---		---FG---		LG	FG Sequence	KO	EZ	TB	KO	EZ	TB
		Pts.	Made	Att	Made								
S 11	@ BAL	1	1	1	0	1	-- 49wr				2	2	0
S 15	v NYJ	7	4	4	1	1	39 39G	6	1	1	--- INACTIVE ---		
S 25	v ARI												
O 2	@ NE												
O 9	@ LA												
O 16	v SF												
O 23	@ MIA												
O 30	v NE												
N 7	@ SEA												
N 20	@ CIN												
N 27	v JAX												
D 4	@ OAK												
D 11	v PIT												
D 18	v CLE												
D 24	v MIA												
J 1	@ NYJ												
<b>2016 TOTALS</b>		8	5	5	1	2	39	6	1	1	2	2	0
		100.0%		50.0%									
<b>NFL CAREER</b>		910	256	264	218	258	60	450	132		160	92	
		97.0%		84.5%									
<b>W/BUFFALO</b>		375	102	109	91	103	55	93	35		160	92	
		93.6%		88.3%									

		OPPONENTS										
Date	Game	---PAT---		---FG---		LG	FG Sequence	Kicker	KO	EZ	TB	
		Pts.	Made	Att	Made							Att
S 11	@ BAL	7	1	1	2	2	50 50G, 37G	Tucker	4	3	3	
S 15	v NYJ	13	4	4	3	3	36 28G, 29G, 36G	Folk	8	5	3	
S 25	v ARI											
O 2	@ NE											
O 9	@ LA											
O 16	v SF											
O 23	@ MIA											
O 30	v NE											
N 7	@ SEA											
N 20	@ CIN											
N 27	v JAX											
D 4	@ OAK											
D 11	v PIT											
D 18	v CLE											
D 24	v MIA											
J 1	@ NYJ											
<b>2016 TOTALS</b>		20	5	5	5	5	50		12	8	6	
		100.0%		100.0%								

# 2016 GAME-BY-GAME PUNT RETURNS

Date	Game	15 BRANDON TATE						22 REGGIE BUSH						
		No	Yds	Avg	LG	FC	TD	No	Yds	Avg	LG	FC	TD	
S 11	@ BAL	1	21	21.0	21	0	0							1
S 15	v NYJ	1	8	8.0	8	1	0							
S 25	v ARI													
O 2	@ NE													
O 9	@ LA													
O 16	v SF													
O 23	@ MIA													
O 30	v NE													
N 7	@ SEA													
N 20	@ CIN													
N 27	v JAX													
D 4	@ OAK													
D 11	v PIT													
D 18	v CLE													
D 24	v MIA													
J 1	@ NYJ													
2016 TOTALS		2	29	14.5	21	1	0	0	0	---	0	1	0	
NFL CAREER		156	1444	9.3	56	70	1	100	781	7.8	71	18	4	
w/BUFFALO		2	29	14.5	21	1	0	0	0	---	0	1	0	



# 2016 GAME-BY-GAME DEFENSIVE STATS (DEFENSIVE BACKS)

Shaded rows indicates games started

Date	Game	20 COREY GRAHAM							21 NICKELL ROBEY-COLEMAN							23 AARON WILLIAMS															
		TT	UT	AT	Sacks	Yds	Int	Yds	TD	FF	FR	TT	UT	AT	Sacks	Yds	Int	Yds	TD	FF	FR	TT	UT	AT	Sacks	Yds	Int	Yds	TD	FF	FR
S 11	@ BAL	1	1	0							0	0	0									3	3	0							
S 15	v NYJ	4	3	1							5	5	0									6	3	3							
S 25	v ARI																														
O 2	@ NE																														
O 9	@ LA																														
O 16	v SF																														
O 23	@ MIA																														
O 30	v NE																														
N 7	@ SEA																														
N 20	@ CIN																														
N 27	v JAX																														
D 4	@ OAK																														
D 11	v PIT																														
D 18	v CLE																														
D 24	v MIA																														
J 1	@ NYJ																														
2016 TOTALS		5	4	1	0.0	0.0	0	0	0	0	5	5	0	0.0	0.0	0	0	0	0	0	0	9	6	3	0.0	0.0	0	0	0	0	0

NFL CAREER	431	331	100	2.0	1.0	14	200	1	2	3	132	109	23	5.0	25.0	1	19	1	1	3	244	177	67	0.0	0.0	7	95	0	2	0
	(LG: 45)										(LG: 19t)										(LG: 34)									
w/BUFFALO	204	154	50	1.0	1.0	4	135	1	0	2	132	109	23	5.0	25.0	1	19	1	1	3	244	177	67	0.0	0.0	7	95	0	2	0
	(LG: 45)										(LG: 19t)										(LG: 34)									

Date	Game	24 STEPHON GILMORE							26 ROBERT BLANTON							27 DUKE WILLIAMS															
		TT	UT	AT	Sacks	Yds	Int	Yds	TD	FF	FR	TT	UT	AT	Sacks	Yds	Int	Yds	TD	FF	FR	TT	UT	AT	Sacks	Yds	Int	Yds	TD	FF	FR
S 11	@ BAL	5	3	2							0	0	0									1	1	0							
S 15	v NYJ	6	6	0							0	0	0									2	2	0							
S 25	v ARI																														
O 2	@ NE																														
O 9	@ LA																														
O 16	v SF																														
O 23	@ MIA																														
O 30	v NE																														
N 7	@ SEA																														
N 20	@ CIN																														
N 27	v JAX																														
D 4	@ OAK																														
D 11	v PIT																														
D 18	v CLE																														
D 24	v MIA																														
J 1	@ NYJ																														
2016 TOTALS		11	9	2	0.0	0.0	0	0	0	0	0	0	0	0.0	0.0	0	0	0	0	0	0	3	3	0	0.0	0.0	0	0	0	0	0

NFL CAREER	189	165	24	0.0	0.0	9	117	0	4	0	188	127	61	0.0	0.0	1	1	0	0	1	125	93	32	1.0	2.0	2	68	0	2	4
	(LG: 29)										(LG: 1)										(LG: 34)									
w/BUFFALO	189	165	24	0.0	0.0	9	117	0	4	0	0	0	0	0.0	0.0	0	0	0	0	0	125	93	32	1.0	2.0	2	68	0	2	4
	(LG: 29)																				(LG: 34)									

Date	Game	28 RONALD DARBY							29 KEVON SEYMOUR							30 COREY WHITE															
		TT	UT	AT	Sacks	Yds	Int	Yds	TD	FF	FR	TT	UT	AT	Sacks	Yds	Int	Yds	TD	FF	FR	TT	UT	AT	Sacks	Yds	Int	Yds	TD	FF	FR
S 11	@ BAL	7	7	0																		0	0	0							
S 15	v NYJ	6	5	1							1	1	0									0	0	0							
S 25	v ARI																														
O 2	@ NE																														
O 9	@ LA																														
O 16	v SF																														
O 23	@ MIA																														
O 30	v NE																														
N 7	@ SEA																														
N 20	@ CIN																														
N 27	v JAX																														
D 4	@ OAK																														
D 11	v PIT																														
D 18	v CLE																														
D 24	v MIA																														
J 1	@ NYJ																														
2016 TOTALS		13	12	1	0.0	0.0	0	0	0	0	1	1	0	0.0	0.0	0	0	0	0	0	0	0	0	0	0	0.0	0.0	0	0	0	0

NFL CAREER	81	73	8	0.0	0.0	2	48	0	0	0	1	1	0	0.0	0.0	0	0	0	0	0	123	102	21	1.0	6.0	4	45	0	1	2	
	(LG: 27)																				(LG: 43)										
w/BUFFALO	81	73	8	0.0	0.0	2	48	0	0	0	1	1	0	0.0	0.0	0	0	0	0	0	0	0	0	0	0.0	0.0	0	0	0	0	0
	(LG: 27)																														

# 2016 GAME-BY-GAME DEFENSIVE STATS (DEF. BACKS cont.)

Shaded rows indicates games started

Date	Game	33 COLT ANDERSON										36 JONATHAN MEEKS									
		TT	UT	AT	Sacks	Yds	Int	Yds	TD	FF	FR	TT	UT	AT	Sacks	Yds	Int	Yds	TD	FF	FR
S 11	@ BAL	--- INACTIVE ---										--- INACTIVE ---									
S 15	v NYJ	--- INACTIVE ---										--- INACTIVE ---									
S 25	v ARI																				
O 2	@ NE																				
O 9	@ LA																				
O 16	v SF																				
O 23	@ MIA																				
O 30	v NE																				
N 7	@ SEA																				
N 20	@ CIN																				
N 27	v JAX																				
D 4	@ OAK																				
D 11	v PIT																				
D 18	v CLE																				
D 24	v MIA																				
J 1	@ NYJ																				
2016 TOTALS		0	0	0	0.0	0.0	0	0	0	0	0	2	0	2	0.0	0.0	0	0	0	0	0
NFL CAREER		48	38	10	0.0	0.0	1	4	0	0	0	2	0	2	0.0	0.0	0	0	0	0	0
		(LG: 4)																			
w/BUFFALO		0	0	0	0.0	0.0	0	0	0	0	0	2	0	2	0.0	0.0	0	0	0	0	0

# 2016 GAME-BY-GAME DEFENSIVE STATS (LINEBACKERS)

Shaded rows indicates games started

		49 BRYSON ALBRIGHT								50 RAMON HUMBER								51 BRANDON SPIKES															
Date	Game	TT	UT	AT	Sacks	Yds	Int	Yds	TD	FF	FR	TT	UT	AT	Sacks	Yds	Int	Yds	TD	FF	FR	TT	UT	AT	Sacks	Yds	Int	Yds	TD	FF	FR		
S 11	@ BAL											0	0	0									0	0	0								
S 15	v NYJ											0	0	0												--- INACTIVE ---							
S 25	v ARI											0	0	0												--- INACTIVE ---							
O 2	@ NE																																
O 9	@ LA																																
O 16	v SF																																
O 23	@ MIA																																
O 30	v NE																																
N 7	@ SEA																																
N 20	@ CIN																																
N 27	v JAX																																
D 4	@ OAK																																
D 11	v PIT																																
D 18	v CLE																																
D 24	v MIA																																
J 1	@ NYJ																																
2016 TOTALS		0	0	0	0.0	0.0	0	0	0	0	0	0	0	0	0	0.0	0.0	0	0	0	0	0	0	0	0	0	0.0	0.0	0	0	0	0	0
NFL CAREER		0	0	0	0.0	0.0	0	0	0	0	0	0	141	91	50	3.5	22.5	0	0	0	0	0	0	338	206	132	2.0	3.0	2	8	0	6	1
w/BUFFALO		0	0	0	0.0	0.0	0	0	0	0	0	0	0	0	0	0.0	0.0	0	0	0	0	0	0	54	33	21	1.0	1.0	0	0	0	1	0

(LG: 5)

		52 PRESTON BROWN								53 ZACH BROWN								56 LERENTEE McCRAY															
Date	Game	TT	UT	AT	Sacks	Yds	Int	Yds	TD	FF	FR	TT	UT	AT	Sacks	Yds	Int	Yds	TD	FF	FR	TT	UT	AT	Sacks	Yds	Int	Yds	TD	FF	FR		
S 11	@ BAL	8	6	2							1	8	4	4									2	1	1								
S 15	v NYJ	16	7	9							1	14	8	6									0	0	0								
S 25	v ARI																																
O 2	@ NE																																
O 9	@ LA																																
O 16	v SF																																
O 23	@ MIA																																
O 30	v NE																																
N 7	@ SEA																																
N 20	@ CIN																																
N 27	v JAX																																
D 4	@ OAK																																
D 11	v PIT																																
D 18	v CLE																																
D 24	v MIA																																
J 1	@ NYJ																																
2016 TOTALS		24	13	11	0.0	0.0	0	0	0	1	2	3	22	12	10	0.0	0.0	0	0	0	0	0	0	2	1	1	0.0	0.0	0	0	0	0	0
NFL CAREER		46	141	108	0.0	0.0	3	46	1	2	3	22	12	10	0.0	0.0	0	0	0	0	0	0	21	12	9	1.5	13.5	0	0	0	1	0	
w/BUFFALO		46	141	108	0.0	0.0	3	46	1	2	3	22	12	10	0.0	0.0	0	0	0	0	0	0	2	1	1	0.0	0.0	0	0	0	0	0	

(LG: 43t)

(LG: 43t)

		57 LORENZO ALEXANDER									
Date	Game	TT	UT	AT	Sacks	Yds	Int	Yds	TD	FF	FR
S 11	@ BAL	3	1	2	0.5	4.5					
S 15	v NYJ	4	4	0	1.0	4.0					1
S 25	v ARI										
O 2	@ NE										
O 9	@ LA										
O 16	v SF										
O 23	@ MIA										
O 30	v NE										
N 7	@ SEA										
N 20	@ CIN										
N 27	v JAX										
D 4	@ OAK										
D 11	v PIT										
D 18	v CLE										
D 24	v MIA										
J 1	@ NYJ										
2016 TOTALS		7	5	2	1.5	8.5	0	0	0	1	0
NFL CAREER		133	86	47	10.5	70.5	0	0	0	3	2
w/BUFFALO		7	5	2	1.5	8.5	0	0	0	1	0

# 2016 GAME-BY-GAME DEFENSIVE STATS (DEFENSIVE LINE)

Shaded rows indicates games started

Date	Game	55 JERRY HUGHES									91 LEGER DOUZABLE									92 ADOLPHUS WASHINGTON									
		TT	UT	AT	Sacks	Yds	Int	Yds	TD	FF	FR	TT	UT	AT	Sacks	Yds	Int	Yds	TD	FF	FR	TT	UT	AT	Sacks	Yds	Int	Yds	TD
S 11	@ BAL	6	5	1	2.0	18.0					2	1	1	1.5	10.5						0	0	0						
S 15	v NYJ	5	3	2							4	1	3								3	1	2						
S 25	v ARI																												
O 2	@ NE																												
O 9	@ LA																												
O 16	v SF																												
O 23	@ MIA																												
O 30	v NE																												
N 7	@ SEA																												
N 20	@ CIN																												
N 27	v JAX																												
D 4	@ OAK																												
D 11	v PIT																												
D 18	v CLE																												
D 24	v MIA																												
J 1	@ NYJ																												
2016 TOTALS		11	8	3	2.0	18.0	0	0	0	0	6	2	4	1.5	10.5	0	0	0	0	0	3	1	2	0.0	0.0	0	0	0	0

NFL CAREER	208	144	64	32.0	233.5	0	0	0	7	2	122	69	53	6.5	43.0	0	0	0	0	1	3	1	2	0.0	0.0	0	0	0	0	0
w/BUFFALO	159	111	48	27.0	210.5	0	0	0	7	2	6	2	4	1.5	10.5	0	0	0	0	0	3	1	2	0.0	0.0	0	0	0	0	0

Date	Game	94 JEREL WORTHY									95 KYLE WILLIAMS									97 CORBIN BRYANT									
		TT	UT	AT	Sacks	Yds	Int	Yds	TD	FF	FR	TT	UT	AT	Sacks	Yds	Int	Yds	TD	FF	FR	TT	UT	AT	Sacks	Yds	Int	Yds	TD
S 11	@ BAL	2	0	2							4	3	1								3	1	2						
S 15	v NYJ	1	0	1							5	4	1								1	1	0						
S 25	v ARI																												
O 2	@ NE																												
O 9	@ LA																												
O 16	v SF																												
O 23	@ MIA																												
O 30	v NE																												
N 7	@ SEA																												
N 20	@ CIN																												
N 27	v JAX																												
D 4	@ OAK																												
D 11	v PIT																												
D 18	v CLE																												
D 24	v MIA																												
J 1	@ NYJ																												
2016 TOTALS		3	0	3	0.0	0.0	0	0	0	0	9	7	2	0.0	0.0	0	0	0	0	0	4	2	2	0.0	0.0	0	0	0	0

NFL CAREER	18	11	7	2.5	18.5	0	0	0	1	0	569	348	221	35.5	221.5	1	2	0	3	4	77	40	37	2.5	13.0	0	0	0	1	0
w/BUFFALO	3	0	3	0.0	0.0	0	0	0	0	0	569	348	221	35.5	221.5	1	2	0	3	4	77	40	37	2.5	13.0	0	0	0	1	0

(LG: 2)

Date	Game	99 MARCELL DAREUS																											
		TT	UT	AT	Sacks	Yds	Int	Yds	TD	FF	FR																		
S 11	@ BAL																												
S 15	v NYJ																												
S 25	v ARI																												
O 2	@ NE																												
O 9	@ LA																												
O 16	v SF																												
O 23	@ MIA																												
O 30	v NE																												
N 7	@ SEA																												
N 20	@ CIN																												
N 27	v JAX																												
D 4	@ OAK																												
D 11	v PIT																												
D 18	v CLE																												
D 24	v MIA																												
J 1	@ NYJ																												
2016 TOTALS		0	0	0	0.0	0.0	0	0	0	0	0	0	0	0	0	0	0	0	0	0	0	0	0	0	0	0	0	0	0

NFL CAREER	252	178	75	30.5	186.5	0	0	0	2	2
w/BUFFALO	252	178	75	30.5	186.5	0	0	0	2	2

# 2016 BIG PLAYS

## BILLS BIG PLAYS

◀ or ◀◀ or ◀◀◀ Indicates plays on same drive

Date	Game	BILLS 10+ YARD RUSHES			BILLS 20+ YARD PASSES				
		Gain, Player	Qtr.	Drive Result	Gain, Player	Qtr.	Drive Result		
S 11	@ BAL	16, McCoy	2	◀	TD-R	33, Taylor-Clay	2	◀	TD-R
		13, McCoy	2	◀	TD-R				
S 15	v NYJ	15, Taylor	2	◀	Punt	84t, Taylor-Goodwin	1		TD-P
		10, McCoy	2	◀	Punt	71t, Taylor-Salas	3		TD-P
		24, McCoy	4		Downs				
		10, Taylor	4		TD-R				
		<b>6</b> 10+ yard rushes			<b>3</b> 20+ yard passes				

## OPPONENTS BIG PLAYS

◀ or ◀◀ or ◀◀◀ or ◀◀◀◀ Indicates plays on same drive

Date	Game	OPPONENTS 10+ YARD RUSHES			OPPONENTS 20+ YARD PASSES				
		Gain, Player	Qtr.	Drive Result	Gain, Player	Qtr.	Drive Result		
S 11	@ BAL	10, West	2	◀	TD-P	35, Flacco-Perriman	1		FG
		11, Wallace	4		Game	66t, Flacco-Wallace	2	◀	TD-P
S 15	v NYJ	10, Fitzpatrick	1	◀	FG	27, Flacco-Pitta	4		FG
		10, Forte	3	◀◀◀	TD-R	34, Fitzpatrick-Enunwa	1	◀	FG
		11, Forte	3	◀◀◀	TD-R	24, Fitzpatrick-Decker	1		FG
		12t, Forte	4	◀◀	TD-R	37, Fitzpatrick-Marshall	2		TD-R
					21, Fitzpatrick-Enunwa	2	◀◀	TD-P	
					21, Fitzpatrick-Marshall	2	◀◀	TD-P	
					27, Fitzpatrick-Marshall	4	◀	FG	
					35, Fitzpatrick-Decker	4	◀	FG	
					27, Fitzpatrick-Decker	4	◀◀	TD-R	
		<b>6</b> 10+ yard rushes			<b>11</b> 20+ yard passes				



# 2016 GOAL TO GO

OFFENSE						DEFENSE					
Date	Opponent	#	Qtr.	Result	(pts)	Date	Opponent	#	Qtr.	Result	(pts)
9/11	BAL	1	2	TD	7	9/15	NYJ	1	2	TD	7
						9/15	NYJ	2	2	TD	7
						9/15	NYJ	3	3	TD	7

2016 Breakdown:  
 1 times inside  
 1 touchdowns  
 0 Field Goals

Scoring Percentage: 100% (1 of 1)  
 Failed to Score: N/A  
 TD Percentage: 100% (1 of 1)  
 FG Percentage: N/A

2016 Breakdown:  
 3 times inside  
 3 touchdowns  
 0 Field Goals

Scoring Percentage: 100% (3 of 3)  
 Failed to Score: N/A  
 TD Percentage: 100 % (3 of 3)  
 FG Percentage: N/A

# 2016 INSIDE THE 20

OFFENSE						DEFENSE					
Date	Opponent	#	Qtr.	Result	(pts)	Date	Opponent	#	Qtr.	Result	(pts)
9/11	BAL	1	2	TD	(7)	9/11	BAL	1	4	FG	(3)
9/15	NYJ	2	4	TD	(7)	9/15	NYJ	2	1	FG	(3)
						9/15	NYJ	3	1	FG	(3)
						9/15	NYJ	4	2	TD	(7)
						9/15	NYJ	5	2	TD	(7)
						9/15	NYJ	6	3	TD	(7)
						9/15	NYJ	7	4	FG	(3)
						9/15	NYJ	8	4	TD	(7)

2016 Breakdown:	2 times inside 2 touchdowns 0 field goals	2016 Breakdown:	8 times inside 4 touchdowns 4 field goals
Scoring Percentage:	100% (2 of 2)	Scoring Percentage:	100% (8 of 8)
Failed to Score:	N/A	Failed to Score:	N/A
TD Percentage:	100% (2 of 2)	TD Percentage:	80% (4 of 5)
FG Percentage:	N/A	FG Percentage:	100% (4 of 4)

# THE LAST TIME...

## **PUNT RETURNED FOR A TD**

By Bills: Marcus Thigpen vs. Green Bay Packers 12/14/14 (75 yards)  
By Opponent: Travis Benjamin at Cleveland Browns, 10/3/13 (79 yards)

## **KICKOFF RETURNED FOR A TD**

By Bills: CJ Spiller vs. Miami Dolphins 9/14/14 (102+ yards)  
By Opponent: Marcus Thigpen vs. Miami Dolphins, 11/15/12 (96 yards)

## **INTERCEPTION RETURNED FOR A TD**

By Bills: Corey Graham (44 yards) at Jacksonville Jaguars, 10/25/15  
By Opponent: Telvin Smith (26 yards) at Jacksonville Jaguars, 10/25/15

## **AT LEAST TWO INTERCEPTIONS IN A GAME**

By Bills: Preston Brown (2) at Miami Dolphins, 9/27/15  
By Opponent: Lavonte David (2) at Tampa Bay Buccaneers, 12/8/13

## **FUMBLE RETURNED FOR A TD**

By Bills: Nickell Robey-Coleman (36 yards) vs New York Jets, 9/15/16  
By Opponent: Chris Clemons (6 yards) at Jacksonville Jaguars,  
10/25/15

## **PUNT BLOCKED**

By Bills: Boobie Dixon vs. New York Jets 11/24/14  
By Opponent: Chris Clemons at Miami Dolphins, 11/20/11

## **PUNT BLOCK RETURNED FOR A TD**

By Bills: Manny Lawson vs. N.Y. Jets 11/24/14 (in end zone - Boobie Dixon blocked Ryan Quigley's punt)  
By Opponent: Lex Hilliard at Miami Dolphins, 11/20/11 (in end zone – Chris Clemons blocked P Brian Moorman's punt)

## **FIELD GOAL BLOCKED**

By Bills: Mario Williams vs. Green Bay Packers, 12/14/14  
By Opponent: Joe Haden vs. Cleveland Browns, 11/30/14

## **FIELD GOAL BLOCK RETURNED FOR TD**

By Bills: Cornelius Bennett vs. Denver Broncos, 9/30/90 (80 yards after Nate Odomes blocked David Treadwell's att.)  
By Opponent: Lemar Parrish, Cincinnati Bengals, 11/8/70 (83 yards after Ken Riley blocked Grant Guthrie's att.)

## **EXTRA POINT BLOCKED**

By Bills: Alex Carrington at San Diego Chargers, 12/11/11  
By Opponent: Israel Idonije, vs. Chicago Bears, 11/7/10

## **EXTRA POINT MISSED**

By Bills: Missed – Dan Carpenter vs. New York Jets, 1/3/16 (wide left)  
By Opponent: Missed- Nick Novak vs. Houston Texans, 12/6/15 (wide right)

## **TWO POINT CONVERSION ATTEMPTED and SUCCESSFUL**

By Bills: Tyrod Taylor run at Washington Redskins, 12/20/15  
By Opponent: Jonathan Grimes run vs. Houston Texans, 12/6/15

## **TWO POINT CONVERSION FAILED**

By Bills: Tyrod Taylor is sacked at Kansas City, 11/29/15  
By Opponent: Andrew Luck pass to Andre Johnson incomplete vs. Indianapolis Colts, 9/13/15

## **SAFETY RECORDED**

By Bills: Ryan Tannehill fumble out of bound in end zone for a Safety vs. Miami Dolphins, 11/8/15  
By Opponent: Kyle Orton receives intentional grounding penalty in end zone at Miami Dolphins, 11/13/2014

## **100 YARD INDIVIDUAL RUSHING GAME**

By Bills: LeSean McCoy (112) vs. Houston Texans, 12/6/15  
By Opponent: Matt Forte (100) vs New York Jets, 9/15/16

# THE LAST TIME...

## **200 YARD INDIVIDUAL RUSHING GAME**

By Bills: Fred Jackson (212 yards) vs. Indianapolis Colts, 1/3/10  
By Opponent: Reggie Bush (203 yards) vs. Miami Dolphins, 12/18/11

## **TWO 100 YARD RUSHERS IN THE SAME GAME**

By Bills: LeSean McCoy (112) & Karlos Williams (110) vs. Miami Dolphins 11/8/15  
By Opponent: Stevan Ridley (106 yards) and Brandon Bolden (137 yards) vs. New England Patriots, 9/30/12

## **100 YARD INDIVIDUAL RECEIVING GAME**

By Bills: Sammy Watkins (136) vs. New York Jets, 1/3/16  
By Opponent: Brandon Marshall (126) vs. New York Jets, 1/3/16

## **200 YARD INDIVIDUAL RECEIVING GAME**

By Bills: Lee Evans (265 yards) at Houston Texans, 11/19/06  
By Opponent: Wes Welker (217 yards) vs. New England Patriots, 9/25/11

## **TWO 100 YARD RECEIVERS IN THE SAME GAME**

By Bills: Steve Johnson (158 yards) and Lee Evans (105 yards) at Baltimore Ravens, 10/24/10  
By Opponent: Eric Decker (126) and Brandon Marshall (101) vs New York Jets, 9/15/16

## **300+ YARD INDIVIDUAL PASSING GAME**

By Bills: Kyle Orton (329) at Oakland Raiders, 12/21/14  
By Opponent: Ryan Fitzpatrick (374) vs New York Jets, 9/15/16

## **FIVE TOUCHDOWNS RUSHING**

By Bills: Cookie Gilchrist vs. New York Titans, 12/8/63  
By Opponent: Never accomplished

## **AT LEAST FOUR TOUCHDOWNS RUSHING**

By Bills: Willis McGahee at Seattle Seahawks, 11/28/04  
By Opponent: Clarence Williams at San Diego Chargers, 9/16/79

## **AT LEAST THREE TOUCHDOWNS RUSHING**

By Bills: Willis McGahee at Seattle Seahawks, 11/28/04  
By Opponent: Matt Forte (3) vs New York Jets, 9/15/16

## **AT LEAST TWO TOUCHDOWNS RUSHING**

By Bills: Karlos Williams (2) vs. Miami Dolphins, 11/8/15  
By Opponents: C.J. Anderson (3) at Denver Broncos, 12/7/14

## **FOUR TD RECEPTIONS**

By Bills: Don Beebe vs. Pittsburgh Steelers, 9/8/91  
By Opponents: Randy Moss vs. New England Patriots, 11/18/07

## **AT LEAST THREE TD RECEPTIONS**

By Bills: Steve Johnson at Cincinnati Bengals, 11/21/10  
By Opponents: Marvin Harrison at Indianapolis Colts, 9/23/01

## **AT LEAST TWO TD RECEPTIONS**

By Bills: Sammy Watkins (2) at Kansas City Chiefs, 11/29/15  
By Opponents: R. Gronkowski (2) vs. New England Patriots, 9/20/15

## **SIX TD PASSES**

By Bills: Jim Kelly vs. Pittsburgh Steelers, 9/8/91  
By Opponents: Daryle Lamonica at Oakland Raiders, 10/19/69

## **AT LEAST FIVE TD PASSES**

By Bills: Jim Kelly vs. Cincinnati Bengals, 10/21/91  
By Opponent: Drew Brees at New Orleans Saints, 10/27/13

# THE LAST TIME...

## **AT LEAST FOUR TD PASSES**

By Bills: Kyle Orton (4) at New York Jets, 10/26/14  
By Opponent: Kirk Cousins (4) at Washington Redskins, 12/20/15

## **AT LEAST THREE TD PASSES**

By Bills: Tyrod Taylor (3) vs. New York Jets, 9/15/16  
By Opponents: Tom Brady (3) vs. New England Patriots, 9/20/15

## **AT LEAST THREE SACKS**

By Bills: (3.5) Mario Williams at Miami Dolphins, 11/13/14  
By Opponent: (3.0) C. Jones vs. New England Patriots, 09/20/15

## **LAST OVERTIME GAME**

By Bills: 9/7/14 at Chicago Bears (23-20) W

## **WON IN OVERTIME**

By Bills: 9/7/14 at Chicago Bears (23-20)  
By Opponent: 12/1/13 vs. Atlanta Falcons (31-34)

## **SHUTOUT RECORDED**

By Bills: 12/22/13 vs. Miami Dolphins (19-0)  
By Opponent: 12/28/08 vs. New England Patriots (13-0)

## **AT LEAST 200-YARDS RUSHING**

By Bills: 236 vs. Dallas Cowboys, 12/27/15  
By Opponent: 267 at New England Patriots, 12/29/13

## **AT LEAST 300-YARDS RUSHING**

By Bills: 315 vs. Atlanta Falcons, 11/22/92  
By Opponent: 311 at San Francisco, 10/7/12

## **AT LEAST 400 NET YARDS PASSING**

By Bills: 437 at Minnesota Vikings, 9/15/02  
By Opponent: 451 vs. New England Patriots, 09/20/15

## **AT LEAST 300 NET YARDS PASSING**

By Bills: 307 vs New York Jets, 9/15/16  
By Opponent: 374 vs New York Jets, 9/15/16

## **AT LEAST 500 TOTAL YARDS**

By Bills: 514 at Baltimore Ravens, 10/24/10  
By Opponent: 493 vs New York Jets, 9/15/16

## **AT LEAST 400 TOTAL YARDS**

By Bills: 408 vs. Dallas Cowboys, 12/27/15  
By Opponent: 431 at Washington Redskins, 12/20/15

## **50 OR MORE POINTS**

By Bills: 54 at Kansas City Chiefs, 11/23/08  
By Opponent: 52 vs. New England Patriots, 9/30/12

## **40 OR MORE POINTS**

By Bills: 41 at Miami Dolphins, 9/27/15  
By Opponent: 40 New England Patriots, 09/20/15

## **SCORED A TOUCHDOWN ON OFFENSE, DEFENSE AND SPECIAL TEAMS**

By Bills: at Denver Broncos, 12/24/11 (C. Spiller rushing TD, J. Byrd interception return, L. McKelvin punt return)  
By Opponent: at Cleveland Browns 10/3/13 (Josh Gordon receiving TD, T.J. Ward interception return, Travis Benjamin punt return TD)

# 2016 TURNOVER ANALYSIS

## OFFENSIVE TURNOVERS

<u>Date</u>	<u>Opponent</u>	<u>Turnover</u>	<u>Yardline</u>	<u>Qtr.</u>	<u>Result (Pts.)</u>
9/15	NYJ	INT	NYJ 13	4	FG (3)

## DEFENSIVE TURNOVERS

<u>Date</u>	<u>Opponent</u>	<u>Turnover</u>	<u>Yardline</u>	<u>Qtr.</u>	<u>Result (Pts.)</u>
9/11	BAL	Fumble	BAL 47	1	Punt (0)
9/15	NYJ	Fumble	NYJ 33	3	TD (7)

## SPECIAL TEAMS TURNOVERS

<u>Date</u>	<u>Opponent</u>	<u>Turnover</u>	<u>Yardline</u>	<u>Qtr.</u>	<u>Result (Pts.)</u>
-------------	-----------------	-----------------	-----------------	-------------	----------------------

## MISCELLANEOUS TURONVERS

<u>Date</u>	<u>Opponent</u>	<u>Explanation</u>
-------------	-----------------	--------------------

# 2016 ETCs

0-2 Regular Season Record  
 0-1 In AFC East Games  
 0-1 In AFC North Games  
 0-0 In AFC South Games  
 0-0 In AFC West Games  
 0-0 In NFC Games

0-1 At Home  
 0-1 On the Road  
 0-2 Outdoors  
 0-0 In Domed Stadiums  
 0-1 On Grass

0-0 In 3-point or less Games  
 0-2 When Won Coin Toss  
 0-0 When Lost Coin Toss  
 0-0 When Scored First  
 0-2 When Opp. Scored First  
 0-0 In overtime games

0-1 When Yielding 20 Points or Less

0-1 When Scoring 21 Points or More

0-0 When Led at Halftime  
 0-2 When Trailing at Halftime  
 0-0 When Tied at Halftime

0-0 When Led at the End of 3<sup>rd</sup> Quarter  
 0-2 When Trailing at the End of 3<sup>rd</sup> Quarter  
 0-0 When Tied at the End of 3<sup>rd</sup> Quarter

0-0 When Buffalo has 100-Yard Rusher

0-1 When Opp. has 100-Yard Rusher

0-1 When Buffalo has 100-Yard Receiver

0-1 When Opp. has 100-Yard Receiver

0-0 When Buffalo has 300-Yard Passer

0-1 When Opp. has 300-Yard Passer

## 2016 INSTANT REPLAY

Buffalo has challenged 2 plays this season under the NFL's replay system.

<u>Date</u>	<u>Opp.</u>	<u>Explanation</u>	<u>Result</u>
9/11	BAL	Buffalo challenged the runner broke the plane ruling	Upheld
9/15	NYJ	Buffalo challenged the pass completion ruling	Reversed

**REGULAR SEASON WEEK 1 – Bills 7, Ravens 13**  
**September 11, 2016 – M&T Bank Stadium – 71,104**

The Buffalo Bills dropped their 2016 regular season-opener, 13-7, to the Baltimore Ravens at M&T Bank Stadium, falling to 0-1 with the loss.

In his return to Baltimore, second-year starting QB Tyrod Taylor completed 68.2% of his pass attempts amongst five pass-catchers. Bills WR Sammy Watkins hauled in four passes for a team-high 43 yards and TE Charles Clay added four receptions for 40 yards and had Buffalo's largest offensive gain of the day with a 33-yard reception.

Running back LeSean McCoy had a game-high 58 rushing yards and scored Buffalo's lone touchdown on a fourth-and-goal situation in the second quarter.

Defensively, LBs Preston Brown and Zach Brown led the way with eight total tackles while CB Ronald Darby added a team-high seven individual tackles.

Jerry Hughes had a two sack performance and free-agent acquisitions LB Lorenzo Alexander (0.5) and DE Leger Douzable (1.5) rounded out Buffalo's fierce four-sack performance.

Leading the way for the Ravens was QB Joe Flacco, who finished the day 23-for-34 passing for 258 yards with one touchdown. Receiver Mike Wallace scored Baltimore's only touchdown of the contest with a 66-yard pass reception in the second quarter and a pair of Justin Tucker field goals provided enough offense to propel the Ravens.

TEAM	1	2	3	4	Final
BILLS	0	7	0	0	7
RAVENS	3	7	0	3	13

TEAM	QTR.	TIME	SCORING PLAY	DRIVE	SCORE
BAL	1	0:35	J.Tucker 50 yd. Field Goal	9-59, 4:47	0-3
BAL	2	10:11	M.Wallace 66 yd. pass from J.Flacco (J.Tucker kick)	6-85, 2:48	0-10
BUF	2	3:02	L.McCoy 1 yd. run (D.Carpenter kick)	12-75, 7:09	7-10
BAL	4	5:39	J.Tucker 37 yd. Field Goal	13-59, 5:59	7-13

**BUF BAL**

First Downs	11	18
Rushes-Yards	24-65	28-83
Net Passing Yards	95	225
Total Net Yards	160	308
Passing (A-C-I)	15-22-0	34-23-0
Sacked by Opp.	2-16	4-33
Punts-Average	7-44.7	3-42.7
Fumbles-Lost	0-0	1-1
Penalties	8-89	6-35
Time of Poss.	27:07	32:53

**RUSHING**

**RAVENS:** J. Forsett 10-41; T. West 12-32; M. Wallace 1-11; K. Juszczyk 1-2; J. Flacco 4-minus-3

**BILLS:** L. McCoy 16-58; T. Taylor 5-11; R. Bush 3-minus-4

**PASSING**

**RAVENS:** J. Flacco 23-34, 258 yards, 1 TD

**BILLS:** T. Taylor 15-22, 111 yards

**RECEIVING**

**RAVENS:** S. Smith 5-19; M. Wallace 3-91, 1 TD; D. Pitta 3-39; J. Forsett 3-15; K. Juszczyk 2-21; K. Aiken 2-14; T. West 2-6; B. Perriman 1-35; C. Moore 1-13; C. Gillmore 1-5

**BILLS:** S. Watkins 4-43; R. Woods 4-20; L. McCoy 4-12; C. Clay 2-40; M. Gillislee 1-minus-4

**REGULAR SEASON WEEK 2 – Bills 31, Jets 37**  
**September 15, 2016 – New Era Field – 70,256**

The Buffalo Bills lost their home opener 37-31 to the New York Jets in the inaugural game at New Era Field, falling to 0-2 on the season with the loss.

Quarterback Tyrod Taylor threw for a career-best 297 yards and three touchdowns, including an 84 yard touchdown pass to WR Marquise Goodwin, a career-long for both players. Goodwin finished the game with his first 100 yard receiving performance, WR Greg Salas scored on a 71 touchdown reception and hauled in a career-high 89 receiving yards and TE Charles Clay added a team-high five receptions.

On the defensive side of the ball, LB Preston Brown recorded a game-high 16 total tackles, LB Zach Brown added eight solo tackles with 14 total tackles and LB Lorenzo Alexander recorded the game's only sack.

Cornerback Nickell Robey-Coleman recovered a fumble forced by Preston Brown and returned it 36 yards for the game's only defensive touchdown.

New York was led by QB Ryan Fitzpatrick, who completed 24 of his 34 passes for 374 yards and one touchdown. Jets WR Eric Decker caught six passes for 126 yards and one touchdown, WR Brandon Marshall recorded six catches for 101 yards and WR Quincy Enunwa chipped in six receptions for 92 yards. On the ground, Matt Forte led the way with 100 yards rushing and three scores.

TEAM	1	2	3	4	Final
BILLS	7	3	14	7	31
JETS	6	14	7	10	37

TEAM	QTR.	TIME	SCORING PLAY	DRIVE	SCORE
NYJ	1	6:41	N.Folk 28 yd. Field Goal	15-65, 8:19	3-0
BUF	1	5:16	M.Goodwin 84 yd. pass from T.Taylor (D.Carpenter kick)	3-82, 1:25	3-7
NYJ	1	0:00	N.Folk 29 yd. Field Goal	9-75, 5:16	6-7
NYJ	2	11:07	M.Forte 1 yd. run (N.Folk kick)	6-66, 2:15	13-7
NYJ	2	3:53	E.Decker 5 yd. pass from R.Fitzpatrick (N.Folk kick)	7-77, 3:54	20-7
BUF	2	0:05	D.Carpenter 39 yd. Field Goal	13-54, 3:48	20-10
BUF	3	14:09	G.Salas 71 yd. pass from T.Taylor (D.Carpenter kick)	3-75, 0:51	20-17
BUF	3	11:15	N.Robey-Coleman 36 yd. fumble return (D.Carpenter kick)	N/A	20-24
NYJ	3	2:12	M.Forte 3 yd. run (N.Folk kick)	12-84, 6:27	27-24
NYJ	4	10:40	N.Folk 36 yd. Field Goal	8-69, 4:12	30-24
NYJ	4	4:02	M.Forte 12 yd. run (N.Folk kick)	5-56, 3:01	37-24
BUF	4	1:17	M.Gillislee 18 yd. pass from T.Taylor (D.Carpenter kick)	10-75, 2:45	37-31

**BUF NYJ**

First Downs	16	28
Rushes-Yards	19-86	36-123
Net Passing Yards	307	370
Total Net Yards	393	493
Passing (A-C-I)	19-31-1	34-24-0
Sacked by Opp.	0-0	1-4
Punts-Average	3-39.3	2-41.0
Fumbles-Lost	1-0	2-1
Penalties	6-59	7-50
Time of Poss.	20:48	39:12

**RUSHING**

**JETS:** M. Forte 30-100; R. Fitzpatrick 5-21; B. Powell 1-2

**BILLS:** L. McCoy 15-59; T. Taylor 2-25; E. Manuel 2-2

**PASSING**

**JETS:** R. Fitzpatrick 24-34, 374 yards, 1 TD

**BILLS:** T. Taylor 18-30, 297 yards, 3 TDs; E. Manuel 1-1. 10 yards

**RECEIVING**

**JETS:** E. Decker 6-126; B. Marshall 6-101; Q. Enunwa 6-92; J. Marshall 3-45; M. Forte 2-9; B. Powell 1-1

**BILLS:** M. Goodwin 2-112; G. Salas 4-89; L. McCoy 4-31; C. Clay 5-27; S. Watkins 2-20; M. Gillislee 1-18; R. Woods 1-10



# 2016 PLAYER PARTICIPATION

	GP/GS	@BAL	NYJ	ARI	@NE	@LA	SF	@MIA	NE	@SEA	@CIN	JAX	@OAK	PIT	CLE	MIA	@NYJ
Alexander, Lorenzo	2/2	OLB	OLB														
Anderson, Colt	0/0	DNP	DNP														
Blanton, Robert	2/0	P	P														
Brown, Preston	2/2	MIKE	MIKE														
Brown, Zach	2/2	WILL	WILL														
Bryant, Corbin	2/2	NT	NT														
Bush, Reggie	2/0	P	P														
Carpenter, Dan	2/0	P	P														
Christian, Gerald	0/0	PS	PS														
Clay, Charles	2/2	TE	TE														
Coleman, Deandre	0/0	PS	PS														
Darby, Ronald	2/2	CB	CB														
Dareus, Marcell	0/0	SUS	SUS														
Douzable, Leger	2/0	P	P														
Dray, Jim	2/1	TE	P														
Easley, Marcus	0/0	PUP	PUP														
Felton, Jerome	1/0	X	P														
Fields, Carlos	0/0	PS	PS														
Gay, Jordan	1/0	P	DNP														
Gilmore, Stephon	2/2	CB	CB														
Glenn, Cordy	1/1	LT	DNP														
Goodwin, Marquise	2/0	P	P														
Graham, Corey	2/2	S	S														
Groy, Ryan	2/0	P	P														
Hazel, Matt	0/0	PS	PS														
Henderson, Seantrel	0/0	SUS	SUS														
Hughes, Jerry	2/2	OLB	OLB														
Humber, Ramon	2/0	X	P														
Ikard, Gabe	1/0	PS	P														
Incognito, Richie	2/2	LG	LG														
Jones, Cardale	0/0	PS	PS														
Kouandjio, Cyrus	2/1	P	LT														
Lawson, Shaq	0/0	PUP	PUP														
Lewis, Dezmin	0/0	PS	PS														
Lewis, Patrick	0/0	IL	IL														
Listenbee, Kolby	0/0	NFI	NFI														
Manuel, EJ	0/0	P	P														
Martin, Chris	0/0	PS	PS														
McCoy, LeSean	2/2	RB	RB														
McCray, Lerentee	2/0	P	P														
Meeks, Jonathan	0/0	P	P														
Miller, John	2/2	RG	RG														
Mills, Jordan	2/2	RT	RT														
O'Leary, Nick	2/0	P	P														
Parms, Damian	0/0	PS	PS														
Poehls, William	0/0	PS	PS														
Powell, Walter	1/0	IL	P														
Roberson, Marcus	0/0	PS	PS														
Robey-Coleman, Nickell	2/0	P	P														
Salas, Greg	2/1	P	WR														
Sanborn, Garrison	2/0	P	P														
Schmidt, Colton	2/0	P	P														
Seymour, Kevon	1/0	IL	P														
Spikes, Brandon	1/0	IL	P														
Tate, Brandon	2/0	P	P														
Taylor, Tyrod	2/2	QB	QB														
Valles, Max	0/0	PS	PS														
Washington, Adolphus	2/2	DE	DE														
Watkins, Sammy	2/2	WR	WR														
White, Corey	2/0	P	P														
Williams, Aaron	2/0	P	P														
Williams, Duke	2/2	S	S														
Williams, Jonathan	0/0	IL	IL														
Williams, Kyle	2/2	DT	DT														
Wood, Eric	2/2	C	C														
Woods, Robert	2/2	WR	WR														

**LEGEND:**

**P - Played**                      **DNP - Did Not Play**    **IR - Injured Reserve**    **DNR - Did Not Report**  
**PS - Practice Squad**            **IL - Inactive List**            **R - Reserve**            **PSI - Practice Squad Injured**  
**SUS-Suspended**    **PUP - Physically Unable to Perform**    **NFI - Non-Football Injury**    **X- Not on Team**

WEEK 2 / THROUGH MONDAY, SEPTEMBER 19, 2016

<b>OFFENSE</b>	<b>Buff.</b>
GAMES (Won-Lost)	0-2
FIRST DOWNS	27
Rushing	11
Passing	14
Penalty	2
YDS GAINED (tot)	553
Avg per Game	276.5
RUSHING (net)	151
Avg per Game	75.5
Rushes	43
Yards per Rush	3.5
PASSING (net)	402
Avg per Game	201.0
Passes Att.	53
Completed	34
Pct Completed	64.2
Yards Gained	418
Sacked	2
Yards Lost	16
Had intercepted	1
Yards Opp Ret	0
Opp TDs on Int	0
PUNTS	10
Avg Yards	43.1
PUNT RETURNS	2
Avg Return	14.5
Returned for TD	0
KICKOFF RETURNS	6
Avg Return	23.0
Returned for TD	0
PENALTIES	14
Yards Penalized	148
FUMBLES BY	1
Fumbles Lost	0
Opp Fumbles	3
Opp Fum Lost	2
POSS. TIME (avg)	23:58
TOUCHDOWNS	5
Rushing	1
Passing	3
Returns	1
EXTRA-PT KICKS	5/5
2-PT CONVERSIONS	0/0
FIELD GOALS/FGA	1/2
POINTS SCORED	38

<b>DEFENSE</b>	<b>Buff.</b>
POINTS ALLOWED	50
OPP FIRST DOWNS	46
Rushing	11
Passing	29
Penalty	6
OPP YARDS GAINED	801
Avg per Game	400.5
OPP RUSHING(net)	206
Avg per Game	103.0
Rushes	64
Yards per Rush	3.2
OPP PASSING(net)	595
Avg per Game	297.5
Passes Att.	67

Completed	46
Pct Completed	68.7
Sacked	5
Yards Lost	37
INTERCEPTED BY	0
Yards Returned	0
Returned for TD	0
OPP PUNT RETURNS	2
Avg return	0.5
OPP KICKOFF RET	6
Avg return	15.2
OPP TOUCHDOWNS	5
Rushing	3
Passing	2
Returns	0

TEAM RANKINGS

American Football Conference

Offense Defense

Total Rush Pass Total Rush Pass

Buff.	16	13	16	11T	7	10
-------	----	----	----	-----	---	----

National Football League

Offense Defense

Total Rush Pass Total Rush Pass

Buff.	30	24	30	23T	15	24
-------	----	----	----	-----	----	----

T = Tied for position

\* = League Leader

AFC / TEAM/OFFENSE RANK

Tm	(A)	(B)	(C)	(D)	(E)	(F)	(G)	(H)	(I)	(J)	(K)	(L)	(M)	(N)	(O)	(P)	(Q)
BUF	16	10	13	12	16	5	8	4	16	14	7	1	6	14	7	11t	15t

AFC / OPPONENT/DEFENSE RANK

Tm	(A)	(B)	(C)	(D)	(E)	(F)	(G)	(H)	(I)	(J)	(K)	(L)	(M)	(N)	(O)	(P)	(Q)	(R)	(S)
BUF	11t	10	7	1	10	14	15t	5	12t	12t	3t	1	3	4	3	11	13t	13	16

- (A) Total Yards per Game
- (B) Yards per Play
- (C) Rushing Yards per Game
- (D) Rushing Yards per Attempt
- (E) Passing Net Yards per Game
- (F) Passing Net Yards per Play
- (G) Passing, Percent Had Intercepted
- (H) Sacks per Pass Play
- (I) First Downs per Game
- (J) Third Down Efficiency
- (K) Fourth Down Efficiency
- (L) Punt Return Average
- (M) Kickoff Return Average
- (N) Gross Punting Average
- (O) Net Punting Average
- (P) Points per Game
- (Q) Field Goal Percentage
- Combined Offense/Defense Rank
- (R) Points per Game Differential
- (S) Net Yards per Game Differential

NFL / TEAM/OFFENSE RANK

Tm	(A)	(B)	(C)	(D)	(E)	(F)	(G)	(H)	(I)	(J)	(K)	(L)	(M)	(N)	(O)	(P)	(Q)
BUF	30	17	24	22	30	10	18	8	31t	29	10	5	12	23	12	22t	29t

- (A) Total Yards per Game
- (B) Yards per Play
- (C) Rushing Yards per Game
- (D) Rushing Yards per Attempt
- (E) Passing Net Yards per Game
- (F) Passing Net Yards per Play
- (G) Passing, Percent Had Intercepted
- (H) Sacks per Pass Play
- (I) First Downs per Game
- (J) Third Down Efficiency
- (K) Fourth Down Efficiency
- (L) Punt Return Average
- (M) Kickoff Return Average
- (N) Gross Punting Average
- (O) Net Punting Average

- (P) Points per Game
- (Q) Field Goal Percentage

**NFL / OPPONENT/DEFENSE RANK**

Tm	(A)	(B)	(C)	(D)	(E)	(F)	(G)	(H)	(I)	(J)	(K)	(L)	(M)	(N)	(O)	(P)	(Q)	(R)	(S)
BUF	23t	20	15	4	24	29	26t	9t	24t	24t	4t	2	7	4	5	21	20t	25	32

(A) Total Yards per Game  
 (B) Yards per Play  
 (C) Rushing Yards per Game  
 (D) Rushing Yards per Attempt  
 (E) Passing Net Yards per Game  
 (F) Passing Net Yards per Play  
 (G) Passing, Percent Had Intercepted  
 (H) Sacks per Pass Play  
 (I) First Downs per Game  
 (J) Third Down Efficiency  
 (K) Fourth Down Efficiency  
 (L) Punt Return Average  
 (M) Kickoff Return Average  
 (N) Gross Punting Average  
 (O) Net Punting Average  
 (P) Points per Game  
 (Q) Field Goal Percentage  
 Combined Offense/Defense Rank  
 (R) Points per Game Differential  
 (S) Net Yards per Game Differential

**AFC / TOTAL OFFENSE**

Rank	Team	Total	Rushing	Passing	Total	Rushing	Passing
16)	Buffalo	553	151	402	276.5	75.5	201.0

**AFC / TOTAL DEFENSE**

Rank	Team	Total	Rushing	Passing	Total	Rushing	Passing
11t)	Buffalo	801	206	595	400.5	103.0	297.5

**NFL / TOTAL OFFENSE**

Rank	Team	Total	Rushing	Passing	Total	Rushing	Passing
30)	Buffalo	553	151	402	276.5	75.5	201.0

**NFL / TOTAL DEFENSE**

Rank	Team	Total	Rushing	Passing	Total	Rushing	Passing
23t)	Buffalo	801	206	595	400.5	103.0	297.5

**AFC / TAKE-AWAYS, GIVE-AWAYS**

Rank	Team	TAKE-AWAYS			GIVE-AWAYS			Net Diff
		Int	Fum	Total	Int	Fum	Total	
3t)	Buffalo	0	2	2	1	0	1	= +1

**NFL / TAKE-AWAYS, GIVE-AWAYS**

Rank	Team	TAKE-AWAYS			GIVE-AWAYS			Net Diff
		Int	Fum	Total	Int	Fum	Total	
8t)	Buffalo	0	2	2	1	0	1	= +1

**AFC / TEAM/OFFENSE INSIDE THE 20**

Rank	Team	Poss	Pts	TD	TD%	FG Score	Score%
------	------	------	-----	----	-----	----------	--------

1t)	Buffalo	2	14	2	100.0	0	2	100.0
-----	---------	---	----	---	-------	---	---	-------

AFC / OPPONENTS/DEFENSE INSIDE THE 20

Rank	Team	Poss	Pts	TD	TD%	FG	Score	Score%
4t)	Buffalo	8	40	4	50.0	4	8	100.0

NFL / TEAM/OFFENSE INSIDE THE 20

Rank	Team	Poss	Pts	TD	TD%	FG	Score	Score%
1t)	Buffalo	2	14	2	100.0	0	2	100.0

NFL / OPPONENTS/DEFENSE INSIDE THE 20

Rank	Team	Poss	Pts	TD	TD%	FG	Score	Score%
10t)	Buffalo	8	40	4	50.0	4	8	100.0

AFC / OFFENSE/TEAMS: FIRST DOWNS, THIRD DOWNS, FOURTH DOWNS

Rank	Team	FIRST DOWNS				THIRD DOWNS			FOURTH DOWNS		
		Total	Rush	Pass	Pen	Made	Att	Pct	Made	Att	Pct
16)	Buffalo	27	11	14	2	6	23	26.1	3	4	75.0

AFC / DEFENSE/OPPONENTS: FIRST DOWNS, THIRD DOWNS, FOURTH DOWNS

Rank	Team	FIRST DOWNS				THIRD DOWNS			FOURTH DOWNS		
		Total	Rush	Pass	Pen	Made	Att	Pct	Made	Att	Pct
12t)	Buffalo	46	11	29	6	14	28	50.0	0	1	0.0

NFL / OFFENSE/TEAMS: FIRST DOWNS, THIRD DOWNS, FOURTH DOWNS

Rank	Team	FIRST DOWNS				THIRD DOWNS			FOURTH DOWNS		
		Total	Rush	Pass	Pen	Made	Att	Pct	Made	Att	Pct
31t)	Buffalo	27	11	14	2	6	23	26.1	3	4	75.0

NFL / DEFENSE/OPPONENTS: FIRST DOWNS, THIRD DOWNS, FOURTH DOWNS

Rank	Team	FIRST DOWNS				THIRD DOWNS			FOURTH DOWNS		
		Total	Rush	Pass	Pen	Made	Att	Pct	Made	Att	Pct
24t)	Buffalo	46	11	29	6	14	28	50.0	0	1	0.0

AFC / FIRST-DOWN PLAYS BY TEAMS

Rank	Team	Yds/Play	Plays	Yards
10)	Buffalo	5.48	40	219

AFC / FIRST-DOWN PLAYS BY OPPONENTS

Rank	Team	Yds/Play	Plays	Yards
6)	Buffalo	5.12	60	307

NFL / FIRST-DOWN PLAYS BY TEAMS

Rank	Team	Yds/Play	Plays	Yards
17)	Buffalo	5.48	40	219

NFL / FIRST-DOWN PLAYS BY OPPONENTS

Rank	Team	Yds/Play	Plays	Yards
13)	Buffalo	5.12	60	307

**AFC / KICKOFFS (Receiving Team)**

Rank	Team	TotKO	AdjKO	TB	TB%	EZ	EZ%	OB	I20	Avg.Start
2)	Buffalo	12	12	6	50.0	8	66.7	0	1	25.8

**AFC / KICKOFFS (Kicking Team)**

Rank	Team	TotKO	AdjKO	TB	TB%	EZ	EZ%	OB	I20	Avg.Start
1)	Buffalo	8	7	1	14.3	3	37.5	0	3	19.0

Note: Average team drive start DOES NOT include onside kicks or kickoffs at the end of a half unless either kickoff is returned for a touchdown. All other kickoffs (returned kickoffs, fair catches, touchback and kickoffs out of bounds) are included. Kickoffs resulting in the kicking team retaining possession are not included.

ADJ KO: Adjusted kickoffs are used to compute the Avg. Team Drive Start.  
 I20: The number of drives that start inside (not including) the 20 yd line.

**NFL / KICKOFFS (Receiving Team)**

Rank	Team	TotKO	AdjKO	TB	TB%	EZ	EZ%	OB	I20	Avg.Start
3)	Buffalo	12	12	6	50.0	8	66.7	0	1	25.8

Note: Average opponent drive start DOES NOT include onside kicks or kickoffs at the end of a half unless either kickoff is returned for a touchdown. All other kickoffs (returned kickoffs, fair catches, touchback and kickoffs out of bounds) are included. Kickoffs resulting in the kicking team retaining possession are not included.

ADJ KO: Adjusted kickoffs are used to compute the Avg. Team Drive Start.  
 I20: The number of drives that start inside (not including) the 20 yd line.

**NFL / KICKOFFS (Kicking Team)**

Rank	Team	TotKO	AdjKO	TB	TB%	EZ	EZ%	OB	I20	Avg.Start
1)	Buffalo	8	7	1	14.3	3	37.5	0	3	19.0

Note: Average team drive start DOES NOT include onside kicks or kickoffs at the end of a half unless either kickoff is returned for a touchdown. All other kickoffs (returned kickoffs, fair catches, touchback and kickoffs out of bounds) are included. Kickoffs resulting in the kicking team retaining possession are not included.

ADJ KO: Adjusted kickoffs are used to compute the Avg. Team Drive Start.  
 I20: The number of drives that start inside (not including) the 20 yd line.

**AFC / SINGLE-GAME HIGHS / PLAYERS**

**Longest Pass**-- 84, Taylor, Buff. vs. NY-J, 9/15, (to Goodwin, Marquise, td)  
**Kickoff Return Yards**-- 125, Tate, Buff. vs. NY-J, 9/15, (5-125, 0 td)  
**Kickoff Returns**-- 5, Tate, Buff. vs. NY-J, 9/15, (5-125, 0 td)

**100-Yard Receiving Games**

112, Goodwin, BUF vs. NYJ 09/15 (2 rec., 1 TD)

**AFC / LEADING PASSERS**

			Pct		Avg		Pct		Pct	Rating
Taylor, Buf.	52	33	63.5	408	7.85	3	5.8	84t	1	1.9 98.9

**AFC / LEADING PASSERS, RANKS**

			Pct		Avg		Pct		Pct	Rating
Taylor, Buf.	15	15	9	15	5	7t	5	4t	8	4

**AFC / FOURTH-QUARTER PASSING LEADERS**

Rank	Player, Team	Att	Comp	Comp%	Yards	YPA	TD	TD%	Int	Int%	Rating
13)	Taylor, Buf.	15	10	66.7	109	7.27	1	6.7	1	6.7	82.4

**AFC / THIRD-DOWN PASSING LEADERS**

Rank	Player, Team	Att	Comp	Comp%	Yards	YPA	TD	TD%	Int	Int%	Rating
4)	Taylor, Buf.	14	10	71.4	220	15.71	2	14.3	1	7.1	123.5

**AFC / LEADING RUSHERS**

Rank	Player, Team	Att	Yards	Avg	Long	TD
10)	McCoy, Buf.	31	117	3.8	24	1
29t)	Taylor, Buf. (QB)	7	36	5.1	15	0

**AFC / LEADERS IN RECEPTIONS**

Rank	Player, Team	Rec	Yards	Avg	Long	TD
28t)	McCoy, Buf. (RB)	8	43	5.4	10	0
36t)	Clay, Buf. (TE)	7	67	9.6	33	0

**AFC / RECEIVING YARDAGE LEADERS**

Rank	Player, Team	Yards	Rec	Avg	Long	TD
30)	Goodwin, Buf.	112	2	56.0	84t	1
40)	Salas, Buf.	89	4	22.3	71t	1

**AFC / THIRD-DOWN RECEIVING LEADERS**

Rank	Player, Team	Rec	Yards	Avg	Long	TD
17t)	Clay, Buf. (TE)	3	46	15.3	33	0
26t)	Watkins, Buf.	2	16	8.0	11	0
26t)	Woods, Buf.	2	7	3.5	6	0

**AFC / LEADING SCORERS, NONKICKERS**

Rank	Player, Team	TD	Rush	Rec	Ret	X2	Pts
19t)	Gillislee, Buf. (RB)	1	0	1	0	0	6
19t)	Goodwin, Buf. (WR)	1	0	1	0	0	6
19t)	McCoy, Buf. (RB)	1	1	0	0	0	6
19t)	Robey, Buf. (DB)	1	0	0	1	0	6
19t)	Salas, Buf. (WR)	1	0	1	0	0	6

**AFC / LEADING SCORERS, KICKERS**

Rank	Player, Team	PAT	FG	Pct	Long	Pts
14t)	Carpenter, Buf.	5/ 5	1/ 2	.500	39	8

**AFC / TOUCHBACKS ON KICKOFFS**

Rank	Player, Team	TB
15t)	Carpenter, Buf.	1

**AFC / MOST YARDS FROM SCRIMMAGE**

Rank	Player, Team	Yards	Total		Rushing			Receiving		
			Att	Rec	Avg	Yards	Att	Avg	Yards	Rec
19)	McCoy, Buf. (RB)	160	39	4.1	117	31	3.8	43	8	5.4
44)	Goodwin, Buf. (WR)	112	2	56.0	0	0	---	112	2	56.0

**AFC / LEADERS IN FIRST DOWNS**

Rank	Player, Team	Rush	Rec	Tot
12t)	McCoy, Buf. (RB)	7	1	8

**AFC / LEADING PUNTERS**

Rank	Player, Team	No	Yards	Lg	Avg	TB	Blk	Dwn	OB	Ret	Yds	Opp Ret In Net	
												20	Avg
14)	Schmidt, Buf.	10	431	50	43.1	1	0	1	4	2	1	4	41.0



**AFC / LEADING PUNTERS, NET AVERAGE**

Rank	Player, Team	No	Yards	Lg	Avg	TB	Blk	Dwn	OB	Ret	Yds	In	Net
7)	Schmidt, Buf.	10	431	50	43.1	1	0	1	4	2	1	4	41.0

**AFC / KICKOFF RETURN LEADERS**

Rank	Player, Team	Ret	Yards	Avg	Long	TD
3t)	Tate, Buf.	5	125	25.0	45	0

**AFC / LEADERS IN SACKS**

Rank	Player, Team	Sacks
4t)	Hughes, Buf. (LB)	2.0
12t)	Alexander, Buf. (LB)	1.5
12t)	Douzable, Buf. (DT)	1.5

**AFC / FUMBLE RECOVERIES**

Rank	Player, Team	TotRec	OffRec	DefRec
2t)	P. Brown, Buf.	1	0	1
2t)	Manuel, Buf.	1	1	0
2t)	Robey, Buf.	1	0	1

**AFC / OFFENSIVE FUMBLE RECOVERIES**

Rank	Player, Team	Ret	Yards	Avg	Long	TD
1t)	Manuel, Buf.	1	0	0.0	0	0

**AFC / DEFENSIVE FUMBLE RECOVERIES**

Rank	Player, Team	Ret	Yards	Avg	Long	TD
2t)	Robey, Buf.	1	36	36.0	36t	1
2t)	P. Brown, Buf.	1	0	0.0	0	0

**NFL / LEADING PASSERS**

			Pct		Avg		Pct		Pct	Rating
Taylor, Buf.	52	33	63.5	408	7.85	3	5.8	84t	1	1.9 98.9

**NFL / LEADING PASSERS, RANKS**

			Pct		Avg		Pct		Pct	Rating
Taylor, Buf.	29	29	15	28	11	13t	11	10t	19	10

**NFL / FOURTH-QUARTER PASSING LEADERS**

Rank	Player, Team	Att	Comp	Comp%	Yards	YPA	TD	TD%	Int	Int%	Rating
21)	Taylor, Buf.	15	10	66.7	109	7.27	1	6.7	1	6.7	82.4

**NFL / THIRD-DOWN PASSING LEADERS**

Rank	Player, Team	Att	Comp	Comp%	Yards	YPA	TD	TD%	Int	Int%	Rating
5)	Taylor, Buf.	14	10	71.4	220	15.71	2	14.3	1	7.1	123.5

**NFL / LEADING RUSHERS**

Rank	Player, Team	Att	Yards	Avg	Long	TD
14)	McCoy, Buf.	31	117	3.8	24	1

**NFL / THIRD-DOWN RECEIVING LEADERS**

Rank	Player, Team	Rec	Yards	Avg	Long	TD
30t)	Clay, Buf. (TE)	3	46	15.3	33	0

**NFL / LEADING SCORERS, KICKERS**

Rank	Player, Team	PAT	FG	Pct	Long	Pts
28t)	Carpenter, Buf.	5/ 5	1/ 2	.500	39	8

**NFL / TOUCHBACKS ON KICKOFFS**

Rank	Player, Team	TB
31t)	Carpenter, Buf.	1

**NFL / MOST YARDS FROM SCRIMMAGE**

Rank	Player, Team	Total		Rushing			Receiving			
		Yards	Att+Rec	Avg	Yards	Att	Avg	Yards	Rec	Avg
34t)	McCoy, Buf. (RB)	160	39	4.1	117	31	3.8	43	8	5.4

**NFL / LEADERS IN FIRST DOWNS**

Rank	Player, Team	Rush	Rec	Tot
25t)	McCoy, Buf. (RB)	7	1	8

**NFL / LEADING PUNTERS**

Rank	Player, Team	No	Yards	Lg	Avg	TB	Blk	Dwn	OB	Opp Ret In Net			
										Ret	Yds	20	Avg
23)	Schmidt, Buf.	10	431	50	43.1	1	0	1	4	2	1	4	41.0

**NFL / LEADING PUNTERS, NET AVERAGE**

Rank	Player, Team	No	Yards	Lg	Avg	TB	Blk	Dwn	OB	Opp Ret In Net			
										Ret	Yds	20	Avg
12)	Schmidt, Buf.	10	431	50	43.1	1	0	1	4	2	1	4	41.0

**NFL / KICKOFF RETURN LEADERS**

Rank	Player, Team	Ret	Yards	Avg	Long	TD
5t)	Tate, Buf.	5	125	25.0	45	0

**NFL / LEADERS IN SACKS**

Rank	Player, Team	Sacks
6t)	Hughes, Buf. (LB)	2.0
21t)	Alexander, Buf. (LB)	1.5
21t)	Douzable, Buf. (DT)	1.5

**NFL / FUMBLE RECOVERIES**

Rank	Player, Team	TotRec	OffRec	DefRec
5t)	P. Brown, Buf.	1	0	1
5t)	Manuel, Buf.	1	1	0
5t)	Robey, Buf.	1	0	1

**NFL / OFFENSIVE FUMBLE RECOVERIES**

Rank	Player, Team	Ret	Yards	Avg	Long	TD
2t)	Manuel, Buf.	1	0	0.0	0	0

**NFL / DEFENSIVE FUMBLE RECOVERIES**

Rank	Player, Team	Ret	Yards	Avg	Long	TD
4t)	Robey, Buf.	1	36	36.0	36t	1
4t)	P. Brown, Buf.	1	0	0.0	0	0

Team/Offense Rank (Within League)

**BUF**  
30 TYds/G  
17 TYds/P  
24 RYds/G  
22 RshAvg  
30 PsYd/G  
10 PasAvg  
18 %HdInt  
8 Sac/PP  
31t 1D/Gm  
29 3D Eff  
10 4D Eff  
5 PR Avg  
12 KR Avg  
23 GPntAv  
12 NPntAv  
22t Pts/Gm  
29t FG%

Opponent/Defense Rank (Within League)

**BUF**  
23t TYds/G  
20 TYds/P  
15 RYds/G  
4 RshAvg  
24 PsYd/G  
29 PasAvg  
26t %HdInt  
9t Sac/PP  
24t 1D/Gm  
24t 3D Eff  
4t 4D Eff  
2 PR Avg  
7 KR Avg  
4 GPntAv  
5 NPntAv  
21 Pts/Gm  
20t FG%

# BILLS POST-GAME NOTES

Thu., Sept. 15, 2016  
Bills (0-2) vs. Jets (1-1)



37



31

**BILLS DROP HOME OPENER** – With tonight's loss, Buffalo fell to 0-2 for the first time since 2010 ... The Bills are now 26-30-1 all-time in home openers, 23-21 in New Era Field ... Buffalo has won 2 of its last 3 home openers ... the Bills snapped their five-game series winning streak vs. Jets and are now 59-52 in all-time regular season series; the 59 wins are Buffalo's most vs. any NFL franchise (Mia. & N.E. tied for 2<sup>nd</sup> with 42 each) ... 5 straight wins against one opponent was Buffalo's longest active series winning streak (team's longest current streak is now 4 straight wins vs. N.O.); the NFL's longest current streak is 11 games by Den. vs. Cle. ... the loss also snapped Buffalo's home winning streak at four games; before tonight, the Bills' last home loss came in a 34-21 decision vs. Cin., 10/18/15 ... tonight marked first Bills loss when the team scored 30+ pts. since a 34-31 defeat vs. Jax. at London, 10/25/15 ... The Bills (393 total yds.) and Jets (493 yds.) combined for 886 yds., the most in a Bills game since Buffalo (438) & New England (580) combined for 1,018 yds., 9/30/12 in Orchard Park ... One Bills player - CB Kevon Seymour - made his NFL debut tonight.

88 MARQUISE GOODWIN				WR, 4 <sup>TH</sup> YEAR, TEXAS
<b>RECEIVING</b>	<b>NO</b>	<b>YDS</b>	<b>TD</b>	<ul style="list-style-type: none"> <li>Scored <u>TD on 84-yd rec.</u> on Bills first possession of game ... TD was 4<sup>th</sup> of NFL career, first since 43-yd. TD rec., 11/17/13 vs. N.Y.J. ... TD rec. ties as 8<sup>th</sup> longest in Bills history, and is longest since club-record 98-yd. TD connection from Ryan Fitzpatrick to Terrell Owens, 12/22/09 at Jax. ... <u>TD pass is longest ever by Bills at home</u>; previous record was 80 yds., from Alex Van Pelt to Eric Moulds, 11/25/01 vs. Mia.</li> <li>All 4 career TDs covered 40+ yds. (previous TDs: 40 yds. vs. Cin., 10/13/13; 59 yds. vs. K.C., 11/3/13; 43 yds. vs. N.Y.J., 11/17/13)</li> <li>112 rec. yds. are new career-high ... old high: 81 vs. N.Y.J., 11/17/13 ... 55<sup>th</sup> player in Bills history to record 100-yd. rec. game, first since Sammy Watkins posted 136 yds. vs. N.Y.J., 1/3/16</li> <li>Tonight's rec. were his first since recording 2 at Ten., 10/11/15</li> <li>In career, has had 40+ yd. rec. in 5 of 10 games with catch ...</li> <li>1 rec. tonight resulted in first downs and earned a 2<sup>nd</sup> on lateral on game's final play ... 18 of 22 career rec. (81.8%) have moved the chains</li> </ul>
Tonight	2	112	1	
Season	2	112	1	
Career	22	461	4	
<b>BILLS RECORD BOOK LONGEST PASS COMPLETION (all TDs unless noted)</b>				
98	Terrell -Owens (from Ryan Fitzpatrick)			
	11/22/09 at Jax.			
95	Quinn Early (from Todd Collins)			
	12/1/96 at Ind.			
94	Glenn Bass (from Jack Kemp)			
	10/11/64 at Houston			
92	Frank Lewis (from Joe Ferguson)			
	9/17/78 at Miami			
89	Elbert Dubenion (from Jack Kemp)			
	10/13/63 at K.C.			
87	Lee Evans (from J.P. Losman)			
	10/5/08 at Arizona			
85	Lee Evans (from J.P. Losman)			
	10/28/07 at N.Y. Jets			
84	Curtis Brown (from Joe Ferguson)			
	9/16/79 at S.D.			
84	Chris Burkett (from Jim Kelly)			
	9/14/86 at Cincinnati			
84	Eric Moulds (from Doug Flutie)			
	11/29/98 at New Eng.			
84	Sammy Watkins (from Kyle Orton) (no TD)			
	10/26/14 at N.Y. Jets			
84	Marquise Goodwin (from Tyrod Taylor)			
	9/15/16 vs. N.Y. Jets			

21 NICKELL ROBEY-COLEMAN				CB, 4 <sup>TH</sup> YEAR, SOUTHERN CALIFORNIA	
	<b>SACKS</b>	<b>INT</b>	<b>FF</b>	<b>FR</b>	<ul style="list-style-type: none"> <li>Scored 2<sup>nd</sup> career <u>TD on 36-yd. fumble return</u> in 3<sup>rd</sup> qtr. to give Bills 24-20 lead ... previous TD came on 19-yd. INT return at Mia., 10/20/13 ... 38<sup>th</sup> different Bill to record 2+ return TDs in career</li> <li>4<sup>th</sup> straight year Bills have scored TD on fumble ret. (last covered 19 yds. by Duke Williams at N.Y.J., 11/12/15) ... FR TD was 51<sup>st</sup> in team history; Bills are 28-23 when scoring on fumble return ... 36-yd. return tonight was Bills' longest for TD since Da'Norris Searcy's 74-yd. score vs. N.E., 9/8/13</li> <li><u>Fumble recovery</u> is 3<sup>rd</sup> on defense in career (also has 1 on special teams), first since 10/5/14 at Det.</li> <li>Bills have scored points following 2 of 4 FR (1 FG, 1 TD on ret.) and ran out game clock after another</li> <li>Bills are 2-2 with Robey FR</li> </ul>
Tonight	0.0	0	0	1	
Season	0.0	0	0	1	
Career	5.0	1	1	3*	
* - does not incl. 1 FR on special teams					

11 GREG SALAS				WR, 5 <sup>TH</sup> YEAR (1 <sup>ST</sup> WITH BILLS), HAWAII
<b>RECEIVING</b>	<b>NO</b>	<b>YDS</b>	<b>TD</b>	<ul style="list-style-type: none"> <li>Scored <u>first career rec. TD</u> on 71-yd. pass from Tyrod Taylor on Bills' first possession of 2<sup>nd</sup> half ... TD trimmed Jets lead to 20-17 ... other TD was on 20-yd. rush for N.Y.J. vs. Mia., 12/1/14</li> <li>89 rec. yds. are new career high (old high: 77 with St.L. at G.B., 10/16/11)</li> <li>4 rec. are most since 7 with St.L. at Ari., 11/6/11</li> <li>Has 20+ yd. rec. in 5 of last 6 games with catch ... 20+ yd. rec. in 10 of 18 career games with rec.</li> </ul>
Tonight	4	89	1	
Season	4	89	1	
Career	50	706	1	
With Bills	7	130	1	

35 MIKE GILLISLEE				RB, 3 <sup>RD</sup> YEAR (2 <sup>ND</sup> WITH BILLS), FLORIDA
<b>RECEIVING</b>	<b>NO</b>	<b>YDS</b>	<b>TD</b>	<ul style="list-style-type: none"> <li>Scored <u>first career rec. TD</u> on 18-yd. pass in 4<sup>th</sup> qtr. to reduce Jets' lead to 37-31 ... 4<sup>th</sup> overall TD of career previous 3 came on rushes in 2015 ... first TD since 50-yd. rushing score vs. Dal., 12/27/15</li> <li>Has rec. in 6 of last 7 games (was held without catch in '15 finale vs. N.Y.J. (1/3/16)) ... 2-game rec. streak is 2<sup>nd</sup> of career (also had 4-game streak in games 12-15, 2015)</li> </ul>
Tonight	1	18	1	
Season	2	14	1	
Career	8	43	1	
With Bills	8	43	1	













5 TYROD TAYLOR							QB, 6 <sup>TH</sup> YEAR (2 <sup>ND</sup> WITH BILLS), VIRGINIA TECH
<b>PASSING</b>	<b>ATT</b>	<b>COM</b>	<b>YDS</b>	<b>PCT</b>	<b>TD</b>	<b>INT</b>	
Tonight	30	18	297	60.0	3	1	Official W-L record as NFL starting QB is now 7-8 (was not credited with start when he lined up at WR to begin 2015 opener vs. Ind.)
Season	52	33	408	63.5	3	1	Tied career-high with 3 TD passes (84 yds. to Marquise Goodwin on first possession of game, 71 yds. to Greg Salas to open 2 <sup>nd</sup> half, and 18 yds. to Mike Gillislee in 4 <sup>th</sup> qtr.) ... 6 <sup>th</sup> multi-TD game in NFL career (had 3 TD passes vs. N.E. 9/20/15, at Mia. 9/27/15, at K.C. 11/29/15, and vs. Hou. 12/6/15; had 2 at Was. 12/20/15)
Career	467	294	3,642	63.0	23	9	4 <sup>th</sup> time in team history a QB has had 2 TD passes of 70+ yds. in a game, joining Dennis Shaw (9/19/71 vs. Dal – 75 yds. to Marlin Briscoe & 73 yds. to Haven Moses), Joe Ferguson (9/23/79 vs. N.Y.J. – 74 & 75 yds. to Jerry Butler), and J.P. Losman (83 & 83 yds. to Lee Evans)
With Bills	432	275	3,443	63.6	23	7	84-yd. TD to Goodwin is longest of NFL career (old long: 63 non-scoring pass to Sammy Watkins, 11/8/15 vs. Mia.) ... previous long TD pass covered 51 yds. to Percy Harvin, 9/13/15 vs. Ind. ... pass ties as 8 <sup>th</sup> longest in Bills history, and is longest since club-record 98-yd. TD connection from Ryan Fitzpatrick to Terrell Owens, 12/22/09 at Jax. (see list in Goodwin panel, page 1) ... TD pass is longest ever by Bills at home; previous record was 80 yds., from Alex Van Pelt to Eric Moulds, 11/25/01 vs. Mia.
<b>RUSHING</b>	<b>ATT</b>	<b>YDS</b>	<b>TD</b>				
Tonight	2	25	0	297 passing yds. tonight is new career-high (old high: 291 at K.C., 11/29/15)			
Season	7	36	0	112.8 passer rating tonight ... topped 100+ rating in 5 of 12 career games with Bills with 20+ att. ... has 90+ rating in 7 of 12 career games with Bills with 20+ att. ... has 80+ rating in 9 of 12 Bills games with 20+ att.			
Career	139	740	5	Career passer rating of 99.3 with Bills remains club record (min. 250 att.), ahead of 87.8 by Kyle Orton (see list, left)			
With Bills	121	604	4	Completed 60.0% of pass att. tonight, reducing career completion rate with Bills to 63.66% ... figure ranks 2 <sup>nd</sup> on club chart (min. 250 att.), behind 64.21% by Kyle Orton (see list, left)			
<b>BILLS RECORD BOOK</b>							
<b>HIGHEST PASSER RATING, CAREER (min. 250 att.)</b>							
99.3 Tyrod Taylor, 2015-16							
87.8 Kyle Orton, 2014							
85.5 Rob Johnson, 1998-2001							
84.4 Jim Kelly, 1986-96							
81.9 Frank Reich, 1985-94							
<b>BILLS RECORD BOOK</b>							
<b>HIGHEST COMPLETION PCT., CAREER (min. 250 att.)</b>							
64.21% Kyle Orton, 2014 (287-447)							
63.66% Tyrod Taylor, 2015 (275-432)							
60.93% Trent Edwards, 2007-10 (535-878)							
60.48% Rob Johnson, 1998-2001 (401-663)							
60.13% Jim Kelly, 1986-96 (2,874-4,780)							
Has averaged 7.97 yds. per att. as Bill, maintaining club career record (min. 250 att.) (2 <sup>nd</sup> highest: 7.42 by Jim Kelly (4,780-35,467))							
Interception in 4 <sup>th</sup> qtr. ended streak of att. without INT to 76							
INT rate of 1.62% with Bills remains club career record (min. 250 att.), ahead of 2.24% by Kyle Orton (447-10)							
25 rushing yds. tonight ... 11 <sup>th</sup> time as Bill with 20+ rushing yds. in game, 7 <sup>th</sup> most on Bills all-time list, behind Doug Flutie (24), Jim Kelly (17), Joe Ferguson (16), Jack Kemp (15), Rob Johnson (15), and Ryan Fitzpatrick (15)							
11-of-14 for 222 yds. on 3 TD drives ... 5-of-8 for 41 yds. on Bills' lone FG drive							
Led Bills to TD on team's first drive tonight ... has led Bill to points on opening drive in 5 of 15 official QB starts (4 TD, 1 FG)							





3 EJ MANUEL							QB, 4 <sup>TH</sup> YEAR, FLORIDA STATE
<b>PASSING</b>	<b>ATT</b>	<b>COM</b>	<b>YDS</b>	<b>PCT</b>	<b>TD</b>	<b>INT</b>	
Tonight	1	1	10	100.0	0	0	10-yd. pass completion to Marquise Goodwin in 3 <sup>rd</sup> qtr. was first att. & comp. since going 24-of-42 for 298 yds. at Jax. (London), 10/25/15
Season	1	1	10	100.0	0	0	Career interception pct. of 2.87% ranks 6 <sup>th</sup> in Bills history, behind 1.62% by Tyrod Taylor (7-432), 2.24% by Kyle Orton (447-10), 2.56% by Rob Johnson (663-17), 2.81% by Drew Bledsoe (1,531-43), and 2.82% by Doug Flutie (1,063-30) ... Also remains in top 10 on Bills career leader lists in passer rating (78.6 remains 9 <sup>th</sup> ) and completion pct. (59.20% remains 8 <sup>th</sup> )
Career	522	309	3,381	59.2	19	15	2 rush att. are most since 2 at Was., 12/20/15
<b>RUSHING</b>	<b>ATT</b>	<b>YDS</b>	<b>TD</b>				
Tonight	2	2	0				
Season	2	2	0				
Career	88	304	4				




25 LeSEAN McCOY							RB, 8 <sup>TH</sup> YEAR (2 <sup>ND</sup> WITH BILLS), PITTSBURGH
<b>RUSHING</b>	<b>ATT</b>	<b>YDS</b>	<b>TD</b>				
Tonight	15	59	0	Team-high 59 rush yds. ... Raised career rushing yd. total to 7,804 ... figure remains 53 <sup>rd</sup> on league's all-time chart ... 92 behind #52 DeAngelo Williams (7,896, playing Sun. for Pit. vs. Cin.)			
Season	31	117	1	4 rec. ... Has rec. in 16 of last 17 games (was held without rec. 12/6/15 vs. Hou.) ... has rec. in 96 of 104 career games			
Career	1,695	7,804	48	Along with 4 rec. last week at Bal., has 4+ rec. in back-to-back games for first time since games 9-10, 2015 (5 at N.Y.J. 11/12 and 6 at N.E. 11/23)			
With Bills	234	1,012	4	90 scrimmage yds. tonight (59 rush + 31 rec.) ... career scrimmage yardage total now stands at 10,421 (7,804 rush + 2,617 rec.) ... figure now ranks 88 <sup>th</sup> on NFL all-time list ... tonight moved past Jim Taylor (10,353), Donald Driver (10,354), and Lance Alworth (10,395) ... within 150 or less of #87 Harold Jackson (10,553) and #86 Santana Moss (10,570)			
<b>RECEIVING</b>	<b>REC</b>	<b>YDS</b>	<b>TD</b>				
Tonight	4	31	0				
Season	8	43	0				
Career	340	2,617	12				
With Bills	40	335	2				




85 CHARLES CLAY							TE, 6 <sup>TH</sup> YEAR (2 <sup>ND</sup> WITH BILLS), TULSA
<b>RECEIVING</b>	<b>REC</b>	<b>YDS</b>	<b>TD</b>				
Tonight	5	27	0	5 rec. are most since recording 5 at K.C., 11/29/15			
Season	7	67	0	Extended rec. streak to career-long 49 games ... last game without a rec. was 11/15/12 with Mia. at Buf.			
Career	219	2,404	17	15-game rec. streak as Bill is longest active streak on team			
With Bills	58	595	3	1 rec. tonight resulted in a first down ... 115 of 219 career rec. (52.5%) have moved the chains ... 28 of 58 catches with Bills (48.3%) have resulted in a first down			




15 BRANDON TATE					WR, 8 <sup>TH</sup> YEAR (1 <sup>ST</sup> WITH BILLS), NORTH CAROLINA	
<b>PUNT RET.</b>	<b>NO</b>	<b>YDS</b>	<b>AVG</b>	<b>TD</b>		Tonight played in his 100 <sup>th</sup> career regular season NFL game
Tonight	1	8	8.0	0		Returned 1 punt for 8 yds. ... has PR in 62 of last 82 NFL games
Season	2	29	14.5	0		Has 156 PR in NFL career ... Needs 44 to become 41 <sup>st</sup> player in league history with 200+
Career	156	1,444	9.3	1		Has 1,444 PR yds. in NFL career ... Needs 556 to become 38 <sup>th</sup> player in league history with 2,000+
<b>KICKOFF RET.</b>	<b>NO</b>	<b>YDS</b>	<b>AVG</b>	<b>TD</b>		5 kickoff ret., 125 yds. ... Has KOR in 78 of 100 career NFL games
Tonight	5	125	25.0	0		<u>15<sup>th</sup> time in career with 100+ KOR yds.</u> , first since posting 141 with Cin. at N.E., 10/5/14 ... first Bill with 100+ KOR yds. since Marcus Thigpen had 164 at K.C., 11/29/15
Season	5	125	25.0	0		Has 195 KOR in NFL career ... Needs 5 to become 39 <sup>th</sup> player in league history with 200+ ... ranks 4 <sup>th</sup> among active players on KOR list, trailing Darren Sproles (331), Ted Ginn Jr. (283), and Devin Hester (278)
Career	195	4,805	24.7	2		Has 4,805 KOR yds. in NFL career ... Needs 195 to become 31 <sup>st</sup> player in league history with 5,000+ ... ranks 4 <sup>th</sup> among active players on KOR yardage list, trailing Darren Sproles (8,350), Devin Hester (6,904), and Ted Ginn Jr. (6,460)
						Had long retrun of 45 yds. tonight, his longest since 58-yd. return with Cin. at Ari., 11/22/15
						Has had 20+ yd. KOR in last 7 games in which he has returned a kickoff

14 SAMMY WATKINS				WR, 3 <sup>RD</sup> YEAR, CLEMSON	
<b>RECEIVING</b>	<b>NO</b>	<b>YDS</b>	<b>TD</b>		2 rec. ... 131 rec. in first 3 NFL seasons ... figure already ranks 6 <sup>th</sup> on Bills' all-time (see list, left)
Tonight	2	20	0		Has rec. in 30 of 31 career games ... only game held without rec. was '15 opener vs. Ind.
Season	6	63	0		1 rec. tonight resulted in a first down ... 92 of 131 career rec. (70.2%) have moved the chains, as have last 41 of last 56 (73.2%)
Career	131	2,092	15		Averaging 15.97 yds. per reception in career ... average ranks 10 <sup>th</sup> in club records among player with 100+ receptions
<b>BILLS RECORD BOOK</b>					
<b>MOST REC., FIRST 3 PRO SEASONS</b>					
178 Lee Evans, 2004-06 (46/48/84)					
160 Jerry Butler, 1979-80 (48/57/55)					
158 Andre Reed, 1985-86 (48/53/57)					
152 Robert Woods, 2013-14 (40/65/47)					
138 Peerless Price, 1999-2000 (31/52/55)					
131 Sammy Watkins, 2014-16 (65/60/6)					
127 Thurman Thomas, 1988-90 (18/60/49)					
120 Haven Moses, 1968-70 (42/39/39)					
116 Eric Moulds, 1996-98 (20/29/67)					
115 Ronnie Harmon, 1986-88 (22/56/37)					







10 ROBERT WOODS				WR, 4 <sup>TH</sup> YEAR, USC	
<b>RECEIVING</b>	<b>NO</b>	<b>YDS</b>	<b>TD</b>		1 rec. ... has rec. in 45 of 46 career games ... only game held without rec. was 11/8/15 vs. Mia.
Tonight	1	10	0		157 rec. in first 4 pro seasons remains 10 <sup>th</sup> on club all-time chart (see list, left)
Season	5	30	0		Tonight's rec. did not result in a first down ... 89 of 157 career NFL rec. (56.7%) have moved the chains, as have 48 of his last 81 (59.3%)
Career	157	1,868	11		
<b>BILLS RECORD BOOK</b>					
<b>MOST REC., FIRST 4 PRO SEASONS</b>					
233 Lee Evans, 2004-07 (46/48/84/55)					
232 Peerless Price, 1999-2002 (31/52/55/94)					
229 Andre Reed, 1985-88 (48/53/57/71)					
189 Thurman Thomas, 1988-92 (18/60/49/62)					
186 Jerry Butler, 1979-82 (48/57/55/26)					
181 Eric Moulds, 1996-99 (20/29/67/65)					
170 Stevie Johnson, 2008-12 (10/2/82/76)					
162 Joe Cribbs, 1980-83 (52/40/13/57)					
159 Elbert Dubenion, 1960-63 (42/31/33/53)					
157 Robert Woods, 2013-16 (40/65/47/5)					









52 PRESTON BROWN					LB, 3 <sup>RD</sup> YEAR, LOUISVILLE	
	<b>SACKS</b>	<b>INT</b>	<b>FF</b>	<b>FR</b>		Recorded <u>forced fumble</u> in 3 <sup>rd</sup> qtr., leading to Nickell Robey-Coleman TD on fumble recovery ... FF is 2 <sup>nd</sup> of career, first since 9/20/15 vs. N.E.
Tonight	0.0	0	1	0		<u>Game-high and career-best 16 tackles</u> mark 7 <sup>th</sup> time in NFL career with 10+ tackles, first since recording 11 at Was. 12/20/15 ... old career high was 13 vs. Mia., 9/14/14
Season	0.0	0	1	1		Most tackles by Bill in single game since Kiko Alonso had 22 and Da'Norris Searcy added 16 vs. Cin., 10/13/13
Career	0.0	3	2	3		






53 ZACH BROWN					LB, 5 <sup>TH</sup> YEAR (1 <sup>ST</sup> WITH BILLS), NORTH CAROLINA	
	<b>SACKS</b>	<b>INT</b>	<b>FF</b>	<b>FR</b>		<u>14 total tackles</u> are new career-high ... 6 <sup>th</sup> time in NFL career with 10+ tackles, first since tying career-high with 12 for Ten. vs. Mia., 10/18/15 (also had 12 with Ten. at Hou., 9/15/13)
Tonight	0.0	0	0	0		
Season	0.0	0	0	0		
Career	10.0	6	2	3		

**JETS RB MATT FORTE** – 30 rush att., 100 yds., 3 TD ... tonight became 16<sup>th</sup> player to score 3+ rushing TDs vs. Bills ... last player with 3 rushing TDs vs. Buffalo was C.J. Anderson, at Den., 12/7/14 ... first opponent with 3 rushing TDs at New Era Field since Russell Wilson with Sea., 12/16/12.



57 LORENZO ALEXANDER					LB, 10 <sup>TH</sup> YEAR (1 <sup>ST</sup> WITH BILLS), CALIFORNIA
	<b>SACKS</b>	<b>INT</b>	<b>FF</b>	<b>FR</b>	
Tonight	1.0	0	1	0	<ul style="list-style-type: none"> <li> Recorded <u>strip-sack on Jets' game-opening first drive</u>, but New York retained possession ... now has 10.5 takedowns in career and 1.5 this season ... along with shared sack last week at Bal., has participated in takedown in back-to-back games for 2<sup>nd</sup> time in career ... other streak occurred with Was. in games 13-14, 2009 (12/13 at Oak. &amp; 12/21 vs. N.Y.G.)</li> <li> First sack streak by Bill since Mario Williams' 3-game streak in games 14-16, 2014</li> <li> 3<sup>rd</sup> Bill in last 4 seasons to participate in sack in first 2 games of season, joining Marcell Dareus in 2013 &amp; Mario Williams in 2014</li> <li> Alexander's teams are 5-6 when he participates in sack (5-3 with Was., 0-1 with Ari., 0-2 with Bills)</li> <li> Forced fumble is 3<sup>rd</sup> of career on defense, first since 11/21/10 with Was. at Ten. ... both of previous FFs occurred on rushing plays</li> <li> Also recorded FF on punt coverage with Was. vs. Ind., 10/17/10</li> </ul>
Season	1.5	0	1	0	
Career	10.5	0	3*	2*	
* –not incl. 1 FF & 1 FR on spec. teams					

2 DAN CARPENTER					K, 9 <sup>TH</sup> YEAR (4 <sup>TH</sup> WITH BILLS), MONTANA
<b>SCORING</b>	<b>XP-ATT</b>	<b>FG-ATT</b>	<b>PTS</b>		<ul style="list-style-type: none"> <li> 7 pts. tonight ... Raised career point total to 910 ... now ranks 71<sup>st</sup> on NFL all-time scoring chart ... tonight broke tie with Roy Gerela (903) and moved past Shaun Suisham (907) ... within 15 pts. or fewer of #70 Chip Lohmiller (913), and #69 Doug Brien (915)</li> <li> Has scored in all 50 games played with Bills ... streak is 6<sup>th</sup> longest in team history (see list, left)</li> <li> Personal point streak extended to 84 games (scored in last 34 games with Mia., 2010-12)</li> <li> 375 pts. in Bills career now ranks 7<sup>th</sup> on club all-time list (see list, left) ... today moved past John Leyboldt (369) ... 45 behind #6 O.J. Simpson (420)</li> <li> 1-1 on FG tonight (successful from 39 yds.) ... 218 FG in NFL remains 52<sup>nd</sup> on league all-time FG list ... within 5 or fewer of #51 Bruce Gossett (219) and #50 Ray Wersching (222)</li> <li> 91 FGs with Bills remain 4<sup>th</sup> on team all-time FG list, 42 behind #3 Scott Norwood (133)</li> <li> Bills all-time FG accuracy leader (min. 50 att.) with success rate of 88.35% (91 of 103), ahead of #2 Rian Lindell (83.33%, 225 of 270)</li> <li> 4-4 on PAT kicks tonight ... 102 PAT kicks with Bills remain 5<sup>th</sup> on club all-time chart ... 45 behind #4 John Leyboldt (147)</li> </ul>
Tonight	4-4	1-1	7		
Season	5-5	1-2	8		
Career	256-264	218-257	910		
With Bills	102-109	91-103	375		
<b>BILLS RECORD BOOK</b>					
<b>MOST CONSECUTIVE GAMES SCORING</b>					
92	Scott Norwood,				
	9/7/86 vs. N.Y.J.-12/22/91 vs. Det.				
60	Steve Christie,				
	11/21/93 vs. Ind.-10/5/97 vs. Det.				
56	Rian Lindell,				
	9/14/09 at N.E.- 12/30/12 vs. N.Y.J.				
54	Steve Christie,				
	10/20/97 at Ind.-11/26/00 at T.B.				
52	Rian Lindell,				
	11/21/04 vs. St.L.-12/9/07 vs. Mia.				
50	Dan Carpenter,				
	9/8/13 vs. N.E.- 9/15/16 vs. N.Y.J.				
<b>BILLS RECORD BOOK</b>					
<b>MOST POINTS, CAREER</b>					
1,011	Steve Christie	K	1992-2000		
980	Rian Lindell	K	2003-12		
670	Scott Norwood	K	1985-91		
522	Thurman Thomas	RB	1988-99		
	Andre Reed	WR	1985-99		
420	O.J. Simpson	RB	1969-77		
375	Dan Carpenter	K	2013-15		
369	John Leyboldt	K	1971-76		
298	Eric Moulds	WR	1996-2005		
260	Lee Evans	WR	2004-10		

6 COLTON SCHMIDT					P, 3 <sup>RD</sup> YEAR, CALIFORNIA-DAVIS
<b>PUNTING</b>	<b>NO</b>	<b>YDS</b>	<b>AVG</b>		<ul style="list-style-type: none"> <li> Averaged 39.3 yds. per punt tonight, reducing career average to 44.49 ... figure remains 2<sup>nd</sup> on club all-time average chart (see list, left)</li> <li> 178 career punts remain 9<sup>th</sup> on Bills all-time list ... 5 behind #8 Rusty Jackson (183) ... 75 behind #7 Spike Jones (253)</li> <li> 1 punt tonight gave Jets ball inside 20 ... Has at least one "in-the-20" in 27 of 34 games of NFL career</li> <li> 57 of 178 career punts (32.0%) have pinned opponent inside their 20 ... remains 6<sup>th</sup> on Bills career list for inside-the-20s, 8 behind #5 Greg Cater (65)</li> <li> Longest punt today covered 45 yds. ... only 10<sup>th</sup> time in 34-game NFL career without 50+ yd. punt in game, first since 12/27/15 vs. Dal.</li> </ul>
Tonight	3	118	39.3		
Season	10	431	43.1		
Career	178	7,920	44.5		
<b>BILLS RECORD BOOK</b>					
<b>HIGHEST PUNTING AVERAGE, CAREER (min. 100 punts)</b>					
44.73	Shawn Powell	2012-13	(100-4,473)		
44.49	Colton Schmidt	2014-15	(178-7,920)		
43.74	Brian Moorman	2001-13	(923-40,370)		
42.12	Paul Maguire	1964-70	(552-23,249)		
41.74	Marv Bateman	1974-77	(262-10,937)		

**JETS QB RYAN FITZPATRICK** – 24-of-34 passing, 374 yds., 1 TD, 0 INT ... After posting seven 300+ yd. games as a Bill, became 2<sup>nd</sup> QB to have 300+ yd. games both for and against Bills, joining Drew Bledsoe (2 against Bills, 8 with club) ... was already one of 8 former Bills starting QBs to throw a pass against Buffalo after leaving the team, but tonight became just the 2<sup>nd</sup> to have an att. in at least 4 games following his departure from Buffalo, joining Daryle Lamonica (6 appearances, all with Oak.) ... in addition to Lamonica, former Bills starters who subsequently attempted a pass against Buffalo: Frank Reich (3 appearances, one with Car. & 2 with N.Y.J.), Doug Flutie (3 appearances, 2 with S.D. & one with N.E.), Johnny Green (1 game), James Harris (1 game), Rob Johnson (1 game), and Todd Collins (1 game) ... 374 passing yds. are most by Bills opp. since Tom Brady's opponent-record 466 for N.E., 9/20/15.



# LAST WEEK

Flip Card and Gamebook

**Regular Season Game # 3**

**Buffalo Bills vs. Arizona Cardinals  
Sunday, September 25, 2016**



# BILLS

NO	NAME	POS
2	Dan Carpenter	K
3	EJ Manuel	QB
4	Jordan Gay	K
5	Tyrod Taylor	QB
6	Colton Schmidt	P
7	Cardale Jones	QB
10	Robert Woods	WR
11	Greg Salas	WR
14	Sammy Watkins	WR
15	Brandon Tate	WR
19	Walter Powell	WR
20	Corey Graham	S
21	Nickell Robey-Coleman	CB
22	Reggie Bush	RB
23	Aaron Williams	S
24	Stephon Gilmore	CB
25	LeSean McCoy	RB
26	Robert Blanton	S
27	Duke Williams	S
28	Ronald Darby	CB
29	Kevon Seymour	CB
30	Corey White	CB
31	Jonathan Williams	RB
33	Colt Anderson	S
35	Mike Gillislee	RB
36	Jonathan Meeks	S
42	Jerome Felton	FB
49	Bryson Albright	LB
50	Ramon Humber	LB
51	Brandon Spikes	LB
52	Preston Brown	LB
53	Zach Brown	LB
55	Jerry Hughes	LB
56	Lerentee McCray	LB
57	Lorenzo Alexander	LB
64	Richie Incognito	G
65	Garrison Sanborn	LS
67	Patrick Lewis	C
70	Eric Wood	C
72	Ryan Gray	T
76	John Miller	G
77	Cordy Glenn	T
79	Jordan Mills	T
82	Jim Dray	TE
84	Nick O'Leary	TE
85	Charles Clay	TE
88	Marquise Goodwin	WR
91	Leger Douzable	DE
92	Adolphus Washington	DT
94	Jerel Worthy	DE
95	Kyle Williams	DE
97	Corbin Bryant	DT

### PRONUNCIATIONS

Douzable, Leger	Leh-je' DOO-zah-bull
Gillislee, Mike	gij-is-LEE
Gilmore, Stephon	steph-AHN
Kouandjio, Cyrus	KWAN-jo
McCray, Lerentee	Luh-RENT-tee
Seymour, Kevon	KEY-von
Worthy, Jerel	juh-RELL



# BUFFALO BILLS vs. NEW YORK JETS

## Thursday, September 15, 2016 - 8:25 PM

### New Era Field, Orchard Park, New York



NO	NAME	POS
2	Nick Folk	K
4	Lachlan Edwards	P
5	Christian Hackenberg	QB
7	Geno Smith	QB
9	Bryce Petty	QB
11	Robby Anderson	WR
14	Ryan Fitzpatrick	QB
15	Brandon Marshall	WR
17	Charone Peake	WR
20	Marcus Williams	CB
21	Marcus Gilchrist	S
22	Matt Forté	RB
24	Darrelle Revis	CB
25	Calvin Pryor	S
26	Troymaine Pope	RB
27	Darryl Roberts	CB
29	Bilal Powell	RB
32	Justin Burris	CB
39	Antonio Allen	S
41	Buster Skrine	CB
43	Julian Howsare	FB
45	Rontez Miles	S
46	Tanner Purdum	LS
47	Kellen Davis	TE
48	Jordan Jenkins	LB
50	Darron Lee	LB
51	Julian Stanford	LB
52	David Harris	LB
53	Mike Catapano	LB
54	Bruce Carter	LB
55	Lorenzo Mauldin	LB
58	Erin Henderson	LB
67	Brian Winters	G
70	Dakota Dozier	G
71	Ben Ijalana	T
72	Brandon Shell	T
74	Nick Mangold	C
76	Wesley Johnson	G
77	James Carpenter	G
78	Ryan Clady	T
79	Brent Qvale	OL
81	Quincy Enunwa	WR
82	Brandon Bostick	TE
84	Braedon Bowman	TE
87	Eric Decker	WR
89	Jalin Marshall	WR
91	Sheldon Richardson	DL/OLB
92	Leonard Williams	DL
93	Deon Simon	DL
95	Josh Martin	DL
96	Muhammad Wilkerson	DL
97	Lawrence Thomas	DL
98	Jarvis Jenkins	DL
99	Steve McLendon	DL

### PRONUNCIATIONS

BRAEDON Bowman	BRAY-don
JUSTON Burris	Justin
Ryan CLADY	CLAY-dee
Joe DANNA	DAN-ah
Dakota DOZIER	DOUGH-ier
LACHLAN Edwards	LOCK-lan
Quincy ENUNWA	ee-NOON-wah
Julian HOWSARE	HOW-zer
Ben IJALANA	EYE-juh-LAH-nuh
DARRON Lee	.....Darrin
Kevin PATULLO	pa-TOO-low
CHARONE Peake	.....cha-RON
BILAL Powell	buh-LAHL
Tanner PURDUM	.....PER-dum
Brent QVALE	.....KWAH-lee
Buster SKRINE	.....Screen

### BILLS OFFENSE

WR	14	Sammy Watkins	88	Marquise Goodwin	19	Walter Powell
LT	77	Cordy Glenn	71	Cyrus Kouandjio		
LG	64	Richie Incognito	67	Patrick Lewis		
C	70	Eric Wood	72	Ryan Gray		
RG	76	John Miller	82	Jim Dray	84	Nick O'Leary
RT	79	Jordan Mills	3	EJ Manuel	7	Cardale Jones
TE	85	Charles Clay	35	Mike Gillislee	22	Reggie Bush
QB	5	Tyrod Taylor	11	Greg Salas	15	Brandon Tate
FB	42	Jerome Felton				
RB	25	LeSean McCoy				31 Jonathan Williams
WR	10	Robert Woods				

### JETS DEFENSE

DL	92	Leonard Williams	98	Jarvis Jenkins		
DL	99	Steve McLendon	93	Deon Simon		
DL	96	Muhammad Wilkerson	97	Lawrence Thomas		
OLB	48	Jordan Jenkins	53	Mike Catapano	51	Julian Stanford
ILB	58	Erin Henderson	50	Darron Lee		
ILB	52	David Harris	54	Bruce Carter		
DL/OLB	91	Sheldon Richardson	55	Lorenzo Mauldin	95	Josh Martin
CB	41	Buster Skrine	20	Marcus Williams	27	Darryl Roberts
CB	24	Darrelle Revis	32	Justin Burris		
SS	25	Calvin Pryor	45	Rontez Miles		
FS	21	Marcus Gilchrist	39	Antonio Allen		

### BILLS SPECIALISTS

K	2	Dan Carpenter
KO	4	Jordan Gay
P	6	Colton Schmidt
KOR	22	Reggie Bush
PR	22	Reggie Bush
LS	65	Garrison Sanborn
H	6	Colton Schmidt
		2 Dan Carpenter
		19 Walter Powell
		19 Walter Powell
		15 Brandon Tate
		15 Brandon Tate

Rookie players are underlined.  
Injured players are in italics.

### BILLS DEFENSE

DT	95	Kyle Williams	94	Jerel Worthy
NT	97	Corbin Bryant		
DE	92	Adolphus Washington	91	Leger Douzable
OLB	55	Jerry Hughes	56	Lerentee McCray
WILL	53	Zach Brown	50	Ramon Humber
MIKE	52	Preston Brown	51	Brandon Spikes
OLB	57	Lorenzo Alexander	49	Bryson Albright
CB	28	Ronald Darby	21	Nickell Robey-Coleman
S	23	Aaron Williams	27	Duke Williams
S	20	Corey Graham	26	Robert Blanton
CB	24	Stephon Gilmore	29	Kevon Seymour
			30	Corey White
			36	Jonathan Meeks
			33	Colt Anderson

### JETS OFFENSE

WR	15	Brandon Marshall	89	Jalin Marshall	11	Robby Anderson
LT	78	Ryan Clady	72	Brandon Shell		
LG	77	James Carpenter	70	Dakota Dozier		
C	74	Nick Mangold	76	Wesley Johnson		
RG	67	Brian Winters	70	Dakota Dozier		
RT	71	Ben Ijalana	79	Brent Qvale		
TE	47	Kellen Davis	82	Brandon Bostick	84	Braedon Bowman
WR	87	Eric Decker	81	Quincy Enunwa	17	Charone Peake
QB	14	Ryan Fitzpatrick	7	Geno Smith	9	Bryce Petty
FB	43	Julian Howsare				5 Christian Hackenberg
RB	22	Matt Forté	29	Bilal Powell	26	Troymaine Pope

### JETS SPECIALISTS

K	2	Nick Folk
P	4	Lachlan Edwards
H	4	Lachlan Edwards
PR	89	Jalin Marshall
KR	89	Jalin Marshall
LS	46	Tanner Purdum

Rookie players are underlined.  
Injured players are in italics.

### TODAY'S OFFICIALS

Referee - Ed Hochuli (85), Umpire - Clay Martin (19), Head Linesman - Greg Bradley (98), Line Judge - Rusty Baynes (59), Field Judge - Dale Shaw (104), Side Judge - Alex Kemp (55), Back Judge - Scott Helverson (93), Replay Official - Tom Sifferman

# BILLS

NO	NAME	HT	WT	AGE	EXP	COLLEGE	POS	POSS
49	Albright, Bryson	6-2	228	30	9	Montana	K	S
57	Alexander, Lorenzo	6-4	237	26	4	Florida State	QB	WR
33	Anderson, Colt	6-0	200	26	3	Centre	K	TE
26	Blanton, Robert	6-1	215	26	6	Virginia Tech	QB	TE
52	Brown, Preston	5-11	224	25	3	California-Davis	P	CB
53	Brown, Zach	6-5	250	23	R	Ohio State	WR	LB
97	Bryant, Corbin	6-0	190	24	4	Southern California	WR	DT
22	Bush, Reggie	6-2	210	27	5	Hawaii	WR	RB
2	Carpenter, Dan	6-1	211	23	3	Clemson	WR	K
85	Clay, Charles	6-1	195	28	8	North Carolina	WR	TE
28	Darby, Ronald	6-0	196	31	10	Murray State	S	CB
91	Douzable, Leger	5-8	165	24	4	New Hampshire	CB	DE
82	Dray, Jim	6-0	205	31	11	Southern California	RB	TE
42	Jerome Felton	6-0	209	26	6	Texas	S	FB
4	Gay, Jordan	6-1	190	25	5	South Carolina	CB	K
35	Gillislee, Mike	5-11	208	28	8	Pittsburgh	RB	RB
24	Gilmore, Stephen	6-1	200	26	5	Notre Dame	S	CB
77	Glenn, Cordy	5-11	201	25	4	Nevada	S	T
88	Goodwin, Marquise	5-11	193	22	2	Florida State	CB	WR
20	Graham, Corey	6-0	185	22	R	Southern California	CB	S
72	Groy, Ryan	6-1	210	26	5	Samford	CB	G
55	Hughes, Jerry	6-0	223	22	R	Arkansas	RB	LB
50	Humber, Ramon	5-10	195	30	7	Montana	S	LB
64	Inognito, Richie	5-11	219	25	3	Florida	RB	LB
7	Jones, Cardale	6-0	209	26	4	Clemson	S	G
71	Kouandjio, Cyrus	6-0	248	30	9	Furman	FB	QB
67	Lewis, Patrick	6-5	225	22	R	Miami (OH)	LB	T
3	Manuel, EJ	5-11	232	29	8	North Dakota State	LB	C
25	McCoy, LeSean	6-2	255	28	6	Florida	LB	QB
56	McCray, Lerenete	6-1	251	23	3	Louisville	LB	RB
36	Meeks, Jonathan	6-1	248	26	5	North Carolina	LB	LB
76	Miller, John	6-2	254	27	7	Texas Christian	LB	S
79	Mills, Jordan	6-3	249	26	4	Florida	LB	G
84	O'Leary, Nick	6-3	319	33	10	California	G	T
19	Powell, Walter	6-1	240	31	8	Nebraska	LS	TE
21	Robey-Coleman, Nickell	6-1	311	25	4	Florida State	C	WR
11	Salas, Greg	6-4	310	30	8	Texas A&M	C	CB
65	Sanborn, Garrison	6-7	322	23	3	Louisville	T	WR
6	Schmidt, Colton	6-5	320	25	3	Wisconsin	G	LS
29	Seymour, Kevon	6-2	303	22	2	Louisville	G	P
51	Spikes, Brandon	6-6	345	26	5	Georgia	T	CB
15	Tate, Brandon	6-5	316	25	4	Louisiana Tech	T	LB
5	Taylor, Tyrod	6-5	255	29	7	Stanford	TE	WR
14	Watkins, Sammy	6-3	252	23	1	Florida State	TE	QB
92	Washington, Adolphus	6-3	255	27	6	Tulsa	TE	WR
30	White, Corey	5-9	179	25	4	Texas	WR	DT
23	Williams, Aaron	6-4	295	22	R	Central Florida	DE	CB
27	Williams, Duke	6-4	295	22	R	Ohio State	DT	S
31	Williams, Jonathan	6-2	308	26	3	Michigan State	DE	S
95	Williams, Kyle	6-1	303	33	11	LSU	DT	RB
70	Wood, Eric	6-4	300	28	4	Northwestern	DT	DT
10	Woods, Robert							WR
94	Worthy, Jerel							DE

**Head Coach:** Rex Ryan

**Assistants:**

Assistant Head Coach/Running backs: Anthony Lynn, Assistant Head Coach/Defense: Rob Ryan  
 Coordinators: Danny Crossman (Special Teams), Greg Roman (Offense), Dennis Thurman (Defense),  
 Conditioning: Bobby April III (Linebackers), John Blake (Defensive Line), Eric Ciano (Head Strength and  
 Conditioning), Mike Giuliani (Coaching Assistant), Aaron Kromer (Offensive Line), Zak Kromer (Coaching  
 Assistant), Sanjay Lal (Wide Receivers), David Lee (Quarterbacks), Dan Liburd (Strength and Conditioning  
 Assistant), Mark Loecher (Strength and Conditioning Assistant), Hal Luther (Assistant Strength and  
 Conditioning), D'Anton Lynn (Defensive Assistant), Tim McDonald (Defensive Backs), Pat Meyer (Offensive  
 Assistant), Jason Oszwart (Strength and Conditioning Assistant), Chris Palmer (Senior Offensive Assistant),  
 Jason Rebrovich (Defensive Line), Ed Reed (Assistant Defensive Backs), Eric Smith (Special Teams Assistant),  
 Kathryn Smith (Quality Control-Special Teams), Tony Sparano (Tight Ends), Jason Vrable (Assistant  
 Quarterbacks), Jeff Weeks (Outside Linebackers)

## INACTIVE

1. \_\_\_\_\_ 5. \_\_\_\_\_
2. \_\_\_\_\_ 6. \_\_\_\_\_
3. \_\_\_\_\_ 7. \_\_\_\_\_
4. \_\_\_\_\_ 8. \_\_\_\_\_

# NEW YORK JETS

NO	NAME	HT	WT	AGE	EXP	COLLEGE	POS	POSS
2	Nick Folk	6-1	222	31	10	Arizona	K	S
4	Lachlan Edwards	6-4	209	24	R	Sam Houston State	P	WR
5	Christian Hackenberg	6-4	228	21	R	Penn State	QB	TE
7	Geno Smith	6-3	221	25	4	West Virginia	QB	TE
9	Bryce Petty	6-3	230	25	2	Baylor	QB	CB
11	Robby Anderson	6-3	190	23	R	Temple	WR	CB
14	Ryan Fitzpatrick	6-2	223	33	12	Harvard	WR	G
15	Brandon Marshall	6-4	230	32	11	Central Florida	WR	LB
17	Charone Peake	6-2	209	23	R	Clemson	WR	LB
20	Marcus Williams	5-11	196	25	3	North Dakota State	CB	T
21	Marcus Gilchrist	5-10	198	27	6	Clemson	S	TE
22	Matt Forté	6-2	218	30	9	Tulane	RB	WR
24	Darrelle Revis	5-11	198	31	10	Pittsburgh	CB	G
25	Calvin Pryor	5-11	207	24	3	Louisville	S	P
26	Troyaine Pope	5-9	205	22	R	Jacksonville State	RB	WR
27	Darryl Roberts	6-0	182	25	2	Marshall	CB	WR
29	Blial Powell	5-10	204	27	6	Louisville	RB	G
32	Justin Burris	6-0	212	23	R	North Carolina State	CB	K
39	Antonio Allen	6-1	210	27	5	South Carolina	S	RB
41	Buster Skrine	5-9	185	27	6	Tennessee-Chattanooga	CB	S
43	Julian Howsare	6-3	255	23	1	Clarion	FB	QB
45	Rontez Miles	6-0	203	27	2	California (PA)	S	LB
46	Tanner Pordum	6-3	270	32	7	Baker	LS	LB
47	Kellen Davis	6-7	265	30	9	Michigan State	TE	FB
48	Jordan Jenkins	6-3	259	22	R	Georgia	LB	T
50	Darron Lee	6-1	232	21	R	Ohio State	LB	DL
51	Julian Stanford	6-1	230	26	3	Wagner College	LB	DL
52	David Harris	6-2	250	32	10	Michigan	LB	G
53	Mike Catapano	6-4	270	26	4	Princeton	LB	LB
54	Bruce Carter	6-2	240	28	6	North Carolina	LB	C
55	Lorenzo Mauldin	6-4	259	23	2	Louisville	LB	WR
58	Erin Henderson	6-3	244	30	8	Maryland	LB	WR
67	Brian Winters	6-4	320	25	4	Kent State	G	LB
70	Dakota Dozier	6-4	313	25	3	Furman	G	LB
71	Ben Ijalana	6-4	322	27	6	Villanova	T	DL
72	Brandon Shell	6-5	324	24	R	South Carolina	T	DL
74	Nick Mangold	6-4	307	32	11	Ohio State	C	S
76	Wesley Johnson	6-5	297	25	3	Vanderbilt	G	WR
77	James Carpenter	6-5	321	27	6	Alabama	G	QB
78	Ryan Clady	6-6	315	30	9	Boise State	T	RB
79	Brent Qvale	6-7	315	25	2	Nebraska	OL	RB
81	Quincy Enunwa	6-2	225	24	2	Nebraska	WR	S
82	Brandon Bostick	6-3	250	27	3	Newberry	TE	LS
84	Braedon Bowman	6-4	240	22	R	South Alabama	TE	OL
87	Eric Decker	6-3	214	29	7	Minnesota	WR	CB
89	Jalin Marshall	5-10	200	21	R	Ohio State	WR	DL/OLB
91	Sheldon Richardson	6-3	294	25	4	Missouri	DL/OLB	CB
92	Leonard Williams	6-5	302	22	2	Southern California	DL	T
93	Deon Simon	6-4	332	26	1	Northwestern State (LA)	DL	DL
95	Josh Martin	6-3	245	24	4	Columbia	LB	CB
96	Muhammad Wilkerson	6-4	315	26	6	Temple	LB	QB
97	Lawrence Thomas	6-3	286	23	R	Michigan State	DL	LB
98	Jarvis Jenkins	6-4	300	28	6	Clemson	DL	DL
99	Steve McLendon	6-3	310	30	7	Troy	DL	DL

**Head Coach:** Todd Bowles

**Assistants:**

Tim Atkins (Defensive Quality Control), Brant Boyer (Special Teams Coordinator), Robby Brown (Offensive  
 Quality Control), Mike Caldwell (Assistant Head Coach/Inside Linebackers), Mark Collins (Outside Linebackers),  
 Joe Danna (Defensive Backs), David Diaz-Infante (Assistant Offensive Line), Karl Dorrell (Wide Receivers),  
 Chan Gailey (Offensive Coordinator), Justus Galac (Strength and Conditioning), Jeff Hammerschmidt  
 (Assistant Special Teams), Jimmie Johnson (Tight Ends), Pepper Johnson (Defensive Line), Kavan Latham  
 (Assistant Strength and Conditioning), Steve Marshall (Offensive Line), Daylon McCutcheon (Assistant  
 Defensive Backs), Aaron McLaurin (Assistant Strength and Conditioning), Kevin Patullo (Quarterbacks),  
 Kacy Rodgers (Defensive Coordinator), John Scott, JR. (Assistant Defensive Line), Marcel Shipp  
 (Running Backs)



## INACTIVE

1. \_\_\_\_\_ 5. \_\_\_\_\_
2. \_\_\_\_\_ 6. \_\_\_\_\_
3. \_\_\_\_\_ 7. \_\_\_\_\_
4. \_\_\_\_\_ 8. \_\_\_\_\_

# WEEK 2, 2016

## National Football League Game Summary

NFL Copyright © 2016 by The National Football League. All rights reserved. This summary and play-by-play is for the express purpose of assisting media in their coverage of the game; any other use of this material is prohibited without the written permission of the National Football League. Updated: 9/16/2016

Date: Thursday, 9/15/2016

New York Jets at Buffalo Bills  
at New Era Field, Orchard Park NY

Start Time: 8:26 PM EDT

### Game Day Weather

Game Weather: Partly Cloudy  
Played Outdoors on Turf: A-Turf Titan

Temp: 60° F (15.6° C) Humidity: 65%, Wind: NNE 11 mph  
Outdoor Weather: Forecast: Temps in low 60s, clear skies, light winds,

### Officials

Referee: Hochuli, Ed (85)  
Line Judge: Baynes, Allen (56)  
Back Judge: Helverson, Scott (93)

Umpire: Martin, Clay (19)  
Side Judge: Kemp, Alex (55)  
Replay Official: Sifferman, Tom

Head Linesman: Bradley, Greg (98)  
Field Judge: Shaw, Dale (104)

### Lineups

New York Jets			Buffalo Bills				
Offense		Defense	Offense		Defense		
WR 15	B.Marshall	DL 92	L.Williams	WR 14	S.Watkins	DT 95	K.Williams
LT 78	R.Clady	DL 99	S.McLendon	LT 71	C.Kouandjio	NT 97	C.Bryant
LG 77	J.Carpenter	DL 96	M.Wilkerson	LG 64	R.Incognito	DE 92	A.Washington
C 74	N.Mangold	DL 91	S.Richardson	C 70	E.Wood	OLB 55	J.Hughes
RG 67	B.Winters	LB 50	D.Lee	RG 76	J.Miller	WILL 53	Z.Brown
RT 79	B.Qvale	LB 52	D.Harris	RT 79	J.Mills	MIKE 52	P.Brown
TE 47	K.Davis	DB 20	M.Williams	TE 85	C.Clay	OLB 57	L.Alexander
TE 82	B.Bostick	CB 41	B.Skrine	WR 10	R.Woods	CB 28	R.Darby
WR 87	E.Decker	CB 24	D.Revis	WR 11	G.Salas	S 27	D.Williams
QB 14	R.Fitzpatrick	SS 25	C.Pryor	QB 5	T.Taylor	S 20	C.Graham
RB 22	M.Forte	FS 21	M.Gilchrist	RB 25	L.McCoy	CB 24	S.Gilmore

### Substitutions

K 2 N.Folk, P 4 L.Edwards, WR 11 R.Anderson, WR 17 C.Peake, RB 29 B.Powell, CB 32 J.Burris, S 39 A.Allen, FB 43 J.Howsare, S 45 R.Miles, LS 46 T.Purdum, LB 51 J.Stanford, LB 53 M.Catapano, LB 54 B.Carter, LB 55 L.Mauldin, LB 58 E.Henderson, T 71 B.Ijalana, G 76 W.Johnson, WR 81 Q.Enunwa, WR 89 J.Marshall, DL 93 D.Simon, LB 95 J.Martin, DL 97 L.Thomas, DL 98 Ja.Jenkins

### Did Not Play

QB 7 G.Smith

### Not Active

QB 5 C.Hackenberg, QB 9 B.Petty, RB 26 T.Pope, CB 27 D.Roberts, LB 48 Jo.Jenkins, G 70 D.Dozier, T 72 B.Shell

### Substitutions

K 2 D.Carpenter, QB 3 E.Manuel, P 6 C.Schmidt, WR 15 B.Tate, WR 19 W.Powell, CB 21 N.Robey-Coleman, RB 22 R.Bush, S 23 A.Williams, S 26 R.Blanton, CB 29 K.Seymour, CB 30 C.White, RB 35 M.Gillislee, S 36 J.Meeks, FB 42 J.Felton, LB 50 R.Humber, LB 56 L.McCray, C 61 G.Ikard, LS 65 G.Sanborn, G 72 R.Groy, TE 82 J.Dray, TE 84 N.O'Leary, WR 88 M.Goodwin, DE 91 L.Douzable, DE 94 J.Worthy

### Did Not Play

### Not Active

K 4 J.Gay, QB 7 C.Jones, RB 31 J.Williams, S 33 C.Anderson, LB 51 B.Spikes, C 67 P.Lewis, T 77 C.Glenn

### Field Goals (made ( ) & missed)

N.Folk	(28)	(29)	(36)	D.Carpenter	(39)				
				1	2	3	4	OT	Total
VISITOR: New York Jets				6	14	7	10	0	37
HOME: Buffalo Bills				7	3	14	7	0	31

### Scoring Plays

Team	Qtr	Time	Play Description (Extra Point) (Drive Info)	Visitor	Home
Jets	1	6:41	N.Folk 28 yd. Field Goal (15-65, 8:19)	3	0
Bills	1	5:16	M.Goodwin 84 yd. pass from T.Taylor (D.Carpenter kick) (3-82, 1:25)	3	7
Jets	1	0:00	N.Folk 29 yd. Field Goal (9-75, 5:16)	6	7
Jets	2	11:07	M.Forte 1 yd. run (N.Folk kick) (6-66, 2:15)	13	7
Jets	2	3:53	E.Decker 5 yd. pass from R.Fitzpatrick (N.Folk kick) (7-77, 3:54)	20	7
Bills	2	0:05	D.Carpenter 39 yd. Field Goal (13-54, 3:48)	20	10
Bills	3	14:09	G.Salas 71 yd. pass from T.Taylor (D.Carpenter kick) (3-75, 0:51)	20	17
Bills	3	11:15	N.Robey-Coleman 36 yd. fumble return (D.Carpenter kick)	20	24
Jets	3	2:12	M.Forte 3 yd. run (N.Folk kick) (12-84, 6:27)	27	24

# WEEK 2, 2016

## National Football League Game Summary

NFL Copyright © 2016 by The National Football League. All rights reserved. This summary and play-by-play is for the express purpose of assisting media in their coverage of the game; any other use of this material is prohibited without the written permission of the National Football League. Updated: 9/16/2016

---

Jets	4	10:40	N.Folk 36 yd. Field Goal (8-69, 4:12)	30	24
Jets	4	4:02	M.Forte 12 yd. run (N.Folk kick) (5-56, 3:01)	37	24
Bills	4	1:17	M.Gillislee 18 yd. pass from T.Taylor (D.Carpenter kick) (10-75, 2:45)	37	31
Paid Attendance: 70,256				Time: 3:13	

# Final Individual Statistics

## New York Jets

RUSHING	ATT	YDS	AVG	LG	TD
M.Forte	30	100	3.3	12	3
R.Fitzpatrick	5	21	4.2	10	0
B.Powell	1	2	2.0	2	0
<b>Total</b>	<b>36</b>	<b>123</b>	<b>3.4</b>	<b>12</b>	<b>3</b>

PASSING	ATT	CMP	YDS	SK/YD	TD	LG	IN	RT
R.Fitzpatrick	34	24	374	1/4	1	37	0	116.5
<b>Total</b>	<b>34</b>	<b>24</b>	<b>374</b>	<b>1/4</b>	<b>1</b>	<b>37</b>	<b>0</b>	<b>116.5</b>

PASS RECEIVING	TAR	REC	YDS	AVG	LG	TD
E.Decker	8	6	126	21.0	35	1
B.Marshall	9	6	101	16.8	37	0
Q.Enunwa	6	6	92	15.3	34	0
J.Marshall	4	3	45	15.0	27	0
M.Forte	3	2	9	4.5	6	0
B.Powell	2	1	1	1.0	1	0
B.Bostick	1	0	0	0.0	0	0
K.Davis	1	0	0	0.0	0	0
<b>Total</b>	<b>34</b>	<b>24</b>	<b>374</b>	<b>15.6</b>	<b>37</b>	<b>1</b>

INTERCEPTIONS	NO	YDS	AVG	LG	TD
M.Williams	1	0	0.0	0	0
<b>Total</b>	<b>1</b>	<b>0</b>	<b>0.0</b>	<b>0</b>	<b>0</b>

PUNTING	NO	YDS	AVG	NET	TB	IN20	LG
L.Edwards	2	82	41.0	37.0	0	1	47
<b>Total</b>	<b>2</b>	<b>82</b>	<b>41.0</b>	<b>37.0</b>	<b>0</b>	<b>1</b>	<b>47</b>

PUNT RETURNS	NO	YDS	AVG	FC	LG	TD
J.Marshall	0	0	0.0	1	0	0
[DOWNED]	1	0	0.0	0	0	0
[OUT OF BOUNDS]	1	0	0.0	0	0	0
<b>Total</b>	<b>0</b>	<b>0</b>	<b>0.0</b>	<b>1</b>	<b>0</b>	<b>0</b>

KICKOFF RETURNS	NO	YDS	AVG	FC	LG	TD
J.Marshall	3	39	13.0	0	19	0
J.Howsare	1	15	15.0	0	15	0
[TOUCHBACK]	1	0	0.0	0	0	0
<b>Total</b>	<b>4</b>	<b>54</b>	<b>13.5</b>	<b>0</b>	<b>19</b>	<b>0</b>

## Buffalo Bills

RUSHING	ATT	YDS	AVG	LG	TD
L.McCoy	15	59	3.9	24	0
T.Taylor	2	25	12.5	15	0
E.Manuel	2	2	1.0	2	0
<b>Total</b>	<b>19</b>	<b>86</b>	<b>4.5</b>	<b>24</b>	<b>0</b>

PASSING	ATT	CMP	YDS	SK/YD	TD	LG	IN	RT
T.Taylor	30	18	297	0/0	3	84	1	112.8
E.Manuel	1	1	10	0/0	0	10	0	108.3
<b>Total</b>	<b>31</b>	<b>19</b>	<b>307</b>	<b>0/0</b>	<b>3</b>	<b>84</b>	<b>1</b>	<b>113.2</b>

PASS RECEIVING	TAR	REC	YDS	AVG	LG	TD
C.Clay	7	5	27	5.4	11	0
G.Salas	5	4	89	22.3	71	1
L.McCoy	5	4	31	7.8	10	0
M.Goodwin	5	2	112	56.0	84	1
S.Watkins	5	2	20	10.0	11	0
M.Gillislee	1	1	18	18.0	18	1
R.Woods	2	1	10	10.0	10	0
<b>Total</b>	<b>30</b>	<b>19</b>	<b>307</b>	<b>16.2</b>	<b>84</b>	<b>3</b>

INTERCEPTIONS	NO	YDS	AVG	LG	TD
<b>Total</b>	<b>0</b>	<b>0</b>	<b>0</b>	<b>0</b>	<b>0</b>

PUNTING	NO	YDS	AVG	NET	TB	IN20	LG
C.Schmidt	3	118	39.3	39.3	0	1	45
<b>Total</b>	<b>3</b>	<b>118</b>	<b>39.3</b>	<b>39.3</b>	<b>0</b>	<b>1</b>	<b>45</b>

PUNT RETURNS	NO	YDS	AVG	FC	LG	TD
B.Tate	1	8	8.0	1	8	0
<b>Total</b>	<b>1</b>	<b>8</b>	<b>8.0</b>	<b>1</b>	<b>8</b>	<b>0</b>

KICKOFF RETURNS	NO	YDS	AVG	FC	LG	TD
B.Tate	5	125	25.0	0	45	0
[TOUCHBACK]	3	0	0.0	0	0	0
<b>Total</b>	<b>5</b>	<b>125</b>	<b>25.0</b>	<b>0</b>	<b>45</b>	<b>0</b>

## New York Jets

FUMBLES	FUM	LOST	OWN-REC	YDS	TD	FORCED	OPP-REC	YDS	TD	OUT-BDS
R.Fitzpatrick	1	0	0	0	0	0	0	0	0	0
J.Marshall	1	1	0	0	0	0	0	0	0	0
K.Davis	0	0	1	0	0	0	0	0	0	0
L.Williams	0	0	0	0	0	1	0	0	0	0
<b>Total</b>	<b>2</b>	<b>1</b>	<b>1</b>	<b>0</b>	<b>0</b>	<b>1</b>	<b>0</b>	<b>0</b>	<b>0</b>	<b>0</b>

## Buffalo Bills

FUMBLES	FUM	LOST	OWN-REC	YDS	TD	FORCED	OPP-REC	YDS	TD	OUT-BDS
E.Manuel	1	0	1	0	0	0	0	0	0	0
L.Alexander	0	0	0	0	0	1	0	0	0	0
P.Brown	0	0	0	0	0	1	0	0	0	0
N.Robey-Coleman	0	0	0	0	0	0	1	36	1	0
<b>Total</b>	<b>1</b>	<b>0</b>	<b>1</b>	<b>0</b>	<b>0</b>	<b>2</b>	<b>1</b>	<b>36</b>	<b>1</b>	<b>0</b>

## Final Team Statistics

	Visitor Jets	Home Bills
<b>TOTAL FIRST DOWNS</b>	28	16
By Rushing	7	6
By Passing	18	9
By Penalty	3	1
<b>THIRD DOWN EFFICIENCY</b>	8-13-62%	3-10-30%
<b>FOURTH DOWN EFFICIENCY</b>	0-0-0%	1-2-50%
<b>TOTAL NET YARDS</b>	493	393
Total Offensive Plays (inc. times thrown passing)	71	50
Average gain per offensive play	6.9	7.9
<b>NET YARDS RUSHING</b>	123	86
Total Rushing Plays	36	19
Average gain per rushing play	3.4	4.5
Tackles for a loss-number and yards	2-4	3-6
<b>NET YARDS PASSING</b>	370	307
Times thrown - yards lost attempting to pass	1-4	0-0
Gross yards passing	374	307
<b>PASS ATTEMPTS-COMPLETIONS-HAD INTERCEPTED</b>	34-24-0	31-19-1
Avg gain per pass play (inc.# thrown passing)	10.6	9.9
<b>KICKOFFS Number-In End Zone-Touchbacks</b>	8-5-3	6-1-1
<b>PUNTS Number and Average</b>	2-41.0	3-39.3
Had Blocked	0	0
<b>FGs - PATs Had Blocked</b>	0-0	0-0
<b>Net Punting Average</b>	37.0	39.3
<b>TOTAL RETURN YARDAGE (Not Including Kickoffs)</b>	0	8
No. and Yards Punt Returns	0-0	1-8
No. and Yards Kickoff Returns	4-54	5-125
No. and Yards Interception Returns	1-0	0-0
<b>PENALTIES Number and Yards</b>	7-50	6-59
<b>FUMBLES Number and Lost</b>	2-1	1-0
<b>TOUCHDOWNS</b>	4	4
Rushing	3	0
Passing	1	3
Fumbles	0	1
<b>EXTRA POINTS Made-Attempts</b>	4-4	4-4
Kicking Made-Attempts	4-4	4-4
<b>FIELD GOALS Made-Attempts</b>	3-3	1-1
<b>RED ZONE EFFICIENCY</b>	4-7-57%	1-1-100%
<b>GOAL TO GO EFFICIENCY</b>	3-3-100%	0-0-0%
<b>SAFETIES</b>	0	0
<b>FINAL SCORE</b>	37	31
<b>TIME OF POSSESSION</b>	39:12	20:48

## Ball Possession And Drive Chart

### New York Jets

#	Time Recd	Time Lost	Time Poss	How Ball Obtained	Drive Began	# Play	Yds Gain	Yds Pen	Net Yds	1st Down	Last Scrm	How Given Up
1	15:00	6:41	8:19	Kickoff	NYJ 25	15	65	0	65	4	* BUF 10	Field Goal
2	5:16	0:00	5:16	Kickoff	NYJ 14	9	49	26	75	3	* BUF 11	Field Goal
3	13:22	11:07	2:15	Punt	NYJ 34	6	62	4	66	4	* BUF 1	Touchdown
4	7:47	3:53	3:54	Punt	NYJ 23	7	82	-5	77	5	* BUF 5	Touchdown
5	0:05	0:00	0:05	Kickoff	NYJ 10	1	-1	0	-1	0	NYJ 10	End of Half
6	14:09	11:15	2:54	Kickoff	NYJ 20	5	15	0	15	1	NYJ 33	Fumble
7	11:15	9:33	1:42	Kickoff	NYJ 27	3	11	-10	1	0	NYJ 28	Punt
8	8:39	2:12	6:27	Punt	NYJ 16	12	80	4	84	6	* BUF 3	Touchdown
9	14:52	10:40	4:12	Interception	NYJ 13	8	69	0	69	2	* BUF 18	Field Goal
10	7:03	4:02	3:01	Downs	NYJ 44	5	56	0	56	3	* BUF 12	Touchdown
11	1:17	0:10	1:07	Kickoff	NYJ 45	3	5	0	5	0	50	Punt

(271) Average NYJ 25

### Buffalo Bills

#	Time Recd	Time Lost	Time Poss	How Ball Obtained	Drive Began	# Play	Yds Gain	Yds Pen	Net Yds	1st Down	Last Scrm	How Given Up
1	6:41	5:16	1:25	Kickoff	BUF 18	3	82	0	82	1	BUF 16	Touchdown
2	15:00	13:22	1:38	Kickoff	BUF 26	3	7	0	7	0	BUF 33	Punt
3	11:07	7:47	3:20	Kickoff	BUF 25	6	32	-20	12	2	BUF 37	Punt
4	3:53	0:05	3:48	Kickoff	BUF 25	13	54	0	54	3	NYJ 21	Field Goal
5	15:00	14:09	0:51	Kickoff	BUF 25	3	75	0	75	1	BUF 29	Touchdown
6	9:33	8:39	0:54	Punt	BUF 33	3	6	0	6	0	BUF 39	Punt
7	2:12	14:52	2:20	Kickoff	BUF 47	4	6	5	11	1	NYJ 42	Interception
8	10:40	7:03	3:37	Kickoff	BUF 22	5	28	5	33	1	NYJ 45	Downs
9	4:02	1:17	2:45	Kickoff	BUF 25	10	75	0	75	6	* NYJ 18	Touchdown
10	0:10	0:00	0:10	Punt	BUF 15	1	28	0	28	1	BUF 15	End of Game

(261) Average BUF 26

\* inside opponent's 20

Time of Possession by Quarter		1st	2nd	3rd	4th	OT	Total
Visitor	New York Jets	13:35	6:14	11:03	8:20		39:12
Home	Buffalo Bills	1:25	8:46	3:57	6:40		20:48

Kickoff Drive No.-Start Average

Jets: 5 - NYJ 19

Bills: 8 - BUF 27

## Final Defensive Statistics

New York Jets	Regular Defensive Plays											Special Teams					Misc			
	TKL	AST	COMB	SK	/ YDS	TFL	Q	IN	PD	FF	FR	TKL	AST	FF	FR	BL	TKL	AST	FF	FR
D.Harris	4	1	5	0	0	1	0	0	0	0	0	0	0	0	0	0	0	0	0	0
D.Lee	4	1	5	0	0	1	0	0	0	0	0	0	0	0	0	0	0	0	0	0
L.Williams	4	0	4	0	0	0	0	0	0	1	0	0	0	0	0	0	0	0	0	0
S.Richardson	4	0	4	0	0	0	0	0	0	0	0	0	0	0	0	0	0	0	0	0
M.Gilchrist	4	0	4	0	0	0	0	0	0	0	0	0	0	0	0	0	0	0	0	0
M.Williams	3	1	4	0	0	0	0	1	2	0	0	0	0	0	0	0	0	0	0	0
C.Pryor	2	2	4	0	0	0	0	0	0	0	0	0	0	0	0	0	0	0	0	0
M.Wilkerson	3	0	3	0	0	2	1	0	0	0	0	0	0	0	0	0	0	0	0	0
D.Revis	3	0	3	0	0	0	0	0	0	0	0	0	0	0	0	0	0	0	0	0
Ja.Jenkins	3	0	3	0	0	0	0	0	0	0	0	0	0	0	0	0	0	0	0	0
B.Skrine	1	0	1	0	0	0	0	0	1	0	0	0	0	0	0	0	0	0	0	0
L.Mauldin	0	1	1	0	0	0	0	0	0	0	0	0	0	0	0	0	0	0	0	0
J.Howsare	0	0	0	0	0	0	0	0	0	0	0	2	0	0	0	0	0	0	0	0
A.Allen	0	0	0	0	0	0	0	0	0	0	0	1	0	0	0	0	0	0	0	0
J.Burris	0	0	0	0	0	0	0	0	0	0	0	1	0	0	0	0	0	0	0	0
L.Thomas	0	0	0	0	0	0	0	0	0	0	0	1	0	0	0	0	0	0	0	0
J.Martin	0	0	0	0	0	0	0	0	0	0	0	1	0	0	0	0	0	0	0	0
J.Stanford	0	0	0	0	0	0	0	0	0	0	0	0	1	0	0	0	0	0	0	0
K.Davis	0	0	0	0	0	0	0	0	0	0	0	0	0	0	0	0	0	0	0	1
<b>Total</b>	<b>35</b>	<b>6</b>	<b>41</b>	<b>0</b>	<b>0</b>	<b>4</b>	<b>1</b>	<b>1</b>	<b>3</b>	<b>1</b>	<b>0</b>	<b>6</b>	<b>1</b>	<b>0</b>	<b>0</b>	<b>0</b>	<b>0</b>	<b>0</b>	<b>0</b>	<b>1</b>

TKL = Tackle AST = Assist COMB = Combined QH=QB Hit IN = Interception PD = Pass Defense FF = Forced Fumble FR = Fumble Recovery

Buffalo Bills	Regular Defensive Plays											Special Teams					Misc			
	TKL	AST	COMB	SK	/ YDS	TFL	QH	IN	PD	FF	FR	TKL	AST	FF	FR	BL	TKL	AST	FF	FR
P.Brown	7	9	16	0	0	1	0	0	0	1	0	0	0	0	0	0	0	0	0	0
Z.Brown	8	6	14	0	0	1	1	0	0	0	0	0	0	0	0	0	0	0	0	0
S.Gilmore	6	0	6	0	0	0	0	0	0	0	0	0	0	0	0	0	0	0	0	0
R.Darby	5	1	6	0	0	0	0	0	3	0	0	0	0	0	0	0	0	0	0	0
A.Williams	3	3	6	0	0	0	0	0	1	0	0	0	0	0	0	0	0	0	0	0
N.Robey-Coleman	5	0	5	0	0	0	0	0	0	0	1	0	0	0	0	0	0	0	0	0
K.Williams	4	1	5	0	0	0	0	0	0	0	0	0	0	0	0	0	0	0	0	0
J.Hughes	3	2	5	0	0	1	1	0	0	0	0	0	0	0	0	0	0	0	0	0
L.Alexander	4	0	4	1	4	0	0	0	0	1	0	0	2	0	0	0	0	0	0	0
C.Graham	3	1	4	0	0	0	0	0	0	0	0	0	0	0	0	0	0	0	0	0
L.Douzable	1	3	4	0	0	0	0	0	0	0	0	0	0	0	0	0	0	0	0	0
A.Washington	1	2	3	0	0	0	0	0	0	0	0	0	0	0	0	0	0	0	0	0
D.Williams	2	0	2	0	0	0	0	0	0	0	0	0	0	0	0	0	0	0	0	0
K.Seymour	1	0	1	0	0	0	0	0	0	0	0	0	0	0	0	0	0	0	0	0
C.Bryant	1	0	1	0	0	0	0	0	0	0	0	0	0	0	0	0	0	0	0	0
J.Worthy	0	1	1	0	0	0	0	0	0	0	0	0	0	0	0	0	0	0	0	0
R.Humber	0	0	0	0	0	0	0	0	0	0	0	2	0	0	0	0	0	0	0	0
L.McCray	0	0	0	0	0	0	0	0	0	0	0	1	0	0	0	0	0	0	0	0
R.Blanton	0	0	0	0	0	0	0	0	0	0	0	1	0	0	0	0	0	0	0	0
J.Meeks	0	0	0	0	0	0	0	0	0	0	0	1	0	0	0	0	0	0	0	0
S.Watkins	0	0	0	0	0	0	0	0	0	0	0	0	0	0	0	0	1	0	0	0
E.Manuel	0	0	0	0	0	0	0	0	0	0	0	0	0	0	0	0	0	0	0	1
<b>Total</b>	<b>54</b>	<b>29</b>	<b>83</b>	<b>1</b>	<b>4</b>	<b>3</b>	<b>2</b>	<b>0</b>	<b>4</b>	<b>2</b>	<b>1</b>	<b>5</b>	<b>2</b>	<b>0</b>	<b>0</b>	<b>0</b>	<b>1</b>	<b>0</b>	<b>0</b>	<b>1</b>







**First Quarter**

BUF wins the coin toss and elects to defer. NYJ elects to Receive, and BUF elects to defend the east goal.

D.Carpenter kicks 65 yards from BUF 35 to end zone, Touchback. J.Marshall kneels 5 yds. into end zone.

**New York Jets at 15:00**

1-10-NYJ 25	(15:00) R.Fitzpatrick pass incomplete short right to B.Bostick. Underthrown, receiver in flat at NYJ 26.	
2-10-NYJ 25	(14:54) M.Forte right tackle to NYJ 25 for no gain (A.Williams, P.Brown).	
3-10-NYJ 25	(14:11) (Shotgun) R.Fitzpatrick pass deep left to Q.Enunwa to BUF 41 for 34 yards (S.Gilmore). Caught along sideline at BUF 46.	P1
<u>1-10-BUF 41</u>	(13:34) M.Forte left tackle to BUF 38 for 3 yards (J.Hughes, P.Brown).	
2-7-BUF 38	(12:51) R.Fitzpatrick sacked at BUF 46 for -8 yards (L.Alexander). FUMBLES (L.Alexander), recovered by NYJ-K.Davis at BUF 42. K.Davis to BUF 42 for no gain (J.Hughes).	
3-11-BUF 42	(12:00) R.Fitzpatrick sacked at BUF 48 for -6 yards (J.Hughes).	
	<i>PENALTY on BUF-S.Gilmore, Defensive Holding, 5 yards, enforced at BUF 42 - No Play.</i>	X2
<u>1-10-BUF 37</u>	(11:30) M.Forte right guard to BUF 36 for 1 yard (L.Alexander, A.Washington).	
2-9-BUF 36	(10:49) (Shotgun) R.Fitzpatrick pass short right to K.Davis to BUF 32 for 4 yards (A.Williams). Caught near sideline at BUF 32. Buffalo challenged the pass completion ruling, and the play was REVERSED.	
	(Shotgun) R.Fitzpatrick pass incomplete short right to K.Davis (A.Williams). Receiver and coverage near sideline at BUF 32.	
3-9-BUF 36	(10:42) (Shotgun) R.Fitzpatrick pass short right to Q.Enunwa to BUF 26 for 10 yards (L.Alexander). Screen pass, caught at BUF 37.	P3
<u>1-10-BUF 26</u>	(10:03) M.Forte up the middle to BUF 23 for 3 yards (K.Williams, A.Washington).	
2-7-BUF 23	(9:24) (Shotgun) R.Fitzpatrick pass incomplete short right to M.Forte. Underthrown, receiver at BUF 25. Ball came out of QB's hand directly to ground.	
3-7-BUF 23	(9:20) (Shotgun) R.Fitzpatrick scrambles up the middle to BUF 13 for 10 yards (R.Darby).	R4
<u>1-10-BUF 13</u>	(8:39) M.Forte up the middle to BUF 9 for 4 yards (Z.Brown, P.Brown).	
2-6-BUF 9	(7:57) (Shotgun) R.Fitzpatrick scrambles up the middle to BUF 5 for 4 yards (J.Hughes, L.Douzable).	
3-2-BUF 5	(7:10) <i>PENALTY on NYJ-B.Qvale, False Start, 5 yards, enforced at BUF 5 - No Play.</i>	
3-7-BUF 10	(6:51) (Shotgun) R.Fitzpatrick pass incomplete short middle to B.Powell. Shovel pass, dropped at BUF 12.	
4-7-BUF 10	<b>(6:44) N.Folk 28 yard field goal is GOOD, Center-T.Purdum, Holder-L.Edwards.</b>	

**NYJ 3 BUF 0, 15 plays, 65 yards, 1 penalty, 8:19 drive, 8:19 elapsed**

N.Folk kicks 69 yards from NYJ 35 to BUF -4. B.Tate to BUF 18 for 22 yards (J.Howsare).

**Buffalo Bills at 6:41, (1st play from scrimmage 6:36)**

1-10-BUF 18	(6:36) (Shotgun) L.McCoy left guard to BUF 18 for no gain (S.Richardson).	
2-10-BUF 18	(6:05) (Shotgun) T.Taylor pass short right to C.Clay to BUF 16 for -2 yards (M.Wilkerson). Caught near sideline at BUF 14.	
3-12-BUF 16	<b>(5:26) (Shotgun) T.Taylor pass deep right to M.Goodwin for 84 yards, TOUCHDOWN. Caught near sideline at NYJ 30.</b>	P1
	<i>PENALTY on NYJ-S.Richardson, Taunting, 15 yards, enforced between downs.</i>	
	D.Carpenter extra point is GOOD, Center-G.Sanborn, Holder-C.Schmidt.	

**NYJ 3 BUF 7, 3 plays, 82 yards, 1:25 drive, 9:44 elapsed**

D.Carpenter kicks 47 yards from 50 to NYJ 3. J.Marshall to NYJ 14 for 11 yards (L.McCray, L.Alexander).

**New York Jets at 5:16, (1st play from scrimmage 5:09)**

1-10-NYJ 14	(5:09) M.Forte right tackle to NYJ 14 for no gain (K.Williams, Z.Brown).	
2-10-NYJ 14	(4:27) (Shotgun) R.Fitzpatrick pass short left to Q.Enunwa to NYJ 25 for 11 yards (S.Gilmore). Caught near sideline at NYJ 24.	P5
<u>1-10-NYJ 25</u>	(3:48) M.Forte right guard to NYJ 32 for 7 yards (P.Brown, Z.Brown).	
2-3-NYJ 32	(3:15) M.Forte right end pushed ob at NYJ 30 for -2 yards (P.Brown, J.Hughes).	
	Timeout #1 by BUF at 02:48.	
3-5-NYJ 30	(2:48) (Shotgun) R.Fitzpatrick pass incomplete deep middle to B.Marshall [C.Graham]. Overthrown, receiver at BUF 36.	
	<i>PENALTY on BUF-R.Darby, Defensive Pass Interference, 26 yards, enforced at NYJ 30 - No Play.</i>	X6
<u>1-10-BUF 44</u>	(2:43) R.Fitzpatrick pass deep middle to E.Decker to BUF 20 for 24 yards (D.Williams).	P7
<u>1-10-BUF 20</u>	(1:59) M.Forte left guard to BUF 18 for 2 yards (P.Brown, Z.Brown).	
2-8-BUF 18	(1:23) M.Forte up the middle to BUF 12 for 6 yards (L.Douzable, A.Williams).	
3-2-BUF 12	(:42) (Shotgun) R.Fitzpatrick pass short left to B.Powell to BUF 11 for 1 yard (P.Brown, Z.Brown). Shovel pass, caught at BUF 16.	
4-1-BUF 11	<b>(:04) N.Folk 29 yard field goal is GOOD, Center-T.Purdum, Holder-L.Edwards.</b>	
	End of quarter - 9:04 pm	

**NYJ 6 BUF 7, 9 plays, 75 yards, 1 penalty, 5:16 drive, 15:00 elapsed**

**New York Jets vs Buffalo Bills at New Era Field**

**END OF QUARTER**

	<b>Score</b>	<b>Time Poss</b>	<b>First Downs</b>				<b>Efficiencies</b>	
			<b>R</b>	<b>P</b>	<b>X</b>	<b>T</b>	<b>3 Down</b>	<b>4 Down</b>
<b>New York Jets</b>	<b>6</b>	<b>13:35</b>	<b>1</b>	<b>4</b>	<b>2</b>	<b>7</b>	<b>3/5</b>	<b>0/0</b>
<b>Buffalo Bills</b>	<b>7</b>	<b>1:25</b>	<b>0</b>	<b>1</b>	<b>0</b>	<b>1</b>	<b>1/1</b>	<b>0/0</b>

# Second Quarter

9/15/2016

Play By Play

Buffalo Bills continued.

N.Folk kicks 61 yards from NYJ 35 to BUF 4. B.Tate to BUF 26 for 22 yards (A.Allen).

**Buffalo Bills at 15:00, (1st play from scrimmage 14:52)**

- 1-10-BUF 26 (14:52) (Shotgun) T.Taylor pass incomplete short middle to R.Woods. Underthrown, receiver at BUF 41.
- 2-10-BUF 26 (14:47) (Shotgun) L.McCoy left end to BUF 27 for 1 yard (M.Gilchrist).
- 3-9-BUF 27 (14:07) (Shotgun) T.Taylor pass short right to C.Clay to BUF 33 for 6 yards (D.Revis). Dump pass, caught at BUF 27.
- 4-3-BUF 33 (13:32) C.Schmidt punts 33 yards to NYJ 34, Center-G.Sanborn, downed by BUF-R.Humber.

**New York Jets at 13:22**

- 1-10-NYJ 34 (13:22) R.Fitzpatrick pass deep right to B.Marshall pushed ob at BUF 29 for 37 yards (R.Darby). Caught near sideline at BUF 38. P8
- 1-10-BUF 29 (13:01) (Shotgun) R.Fitzpatrick pass incomplete short left to J.Marshall. Thrown behind receiver at BUF 22.
- 2-10-BUF 29 (12:58) (Shotgun) R.Fitzpatrick left end to BUF 23 for 6 yards (N.Robey-Coleman).
- 3-4-BUF 23 (12:13) (Shotgun) R.Fitzpatrick pass short middle to B.Marshall to BUF 8 for 15 yards (S.Gilmore). NYJ-J.Carpenter was injured during the play. He is Out. NYJ-B.Marshall was injured during the play. His return is Probable. Caught at BUF 18, slanting from left. P9  
*PENALTY on BUF-S.Gilmore, Face Mask (15 Yards), 4 yards, enforced at BUF 8.* X10
- 1-4-BUF 4 (11:53) M.Forte up the middle to BUF 1 for 3 yards (C.Graham; P.Brown).
- 2-1-BUF 1 (11:13) **M.Forte up the middle for 1 yard, TOUCHDOWN.** R11  
N.Folk extra point is GOOD, Center-T.Purdum, Holder-L.Edwards.

<b>NYJ 13 BUF 7, 6 plays, 66 yards, 1 penalty, 2:15 drive, 3:53 elapsed</b>
---

N.Folk kicks 65 yards from NYJ 35 to end zone, Touchback. B.Tate kneels 5 yds. into end zone.

**Buffalo Bills at 11:07**

- 1-10-BUF 25 (11:07) (Shotgun) L.McCoy right tackle to BUF 26 for 1 yard (D.Revis).
- 2-9-BUF 26 (10:33) T.Taylor scrambles right end pushed ob at BUF 41 for 15 yards (C.Pryor). R2
- 1-10-BUF 41 (10:05) (Shotgun) L.McCoy up the middle to NYJ 49 for 10 yards (M.Gilchrist, C.Pryor). R3
- 1-10-NYJ 49 (9:29) (Shotgun) T.Taylor pass incomplete short left to M.Goodwin. Thrown wide of receiver, along sideline at NYJ 42.
- 2-10-NYJ 49 (9:25) (Shotgun) T.Taylor sacked at BUF 49 for -2 yards (sack split by D.Lee and M.Wilkerson).  
*PENALTY on BUF-J.Miller, Offensive Holding, 10 yards, enforced at NYJ 49 - No Play.*
- 2-20-BUF 41 (8:59) (Shotgun) T.Taylor pass incomplete deep right to M.Goodwin. Underthrown in coverage, near sideline at NYJ 7.
- 3-20-BUF 41 (8:51) (Shotgun) T.Taylor pass short middle to M.Gillislee to NYJ 40 for 19 yards (D.Revis, J.Stanford). Caught at NYJ 45, cut right after reception.  
*PENALTY on BUF-N.O'Leary, Offensive Holding, 10 yards, enforced at BUF 41 - No Play.*
- 3-30-BUF 31 (8:23) (Shotgun) L.McCoy right tackle to BUF 37 for 6 yards (Ja.Jenkins, L.Mauldin).
- 4-24-BUF 37 (7:54) C.Schmidt punts 40 yards to NYJ 23, Center-G.Sanborn, out of bounds.

**New York Jets at 7:47**

- 1-10-NYJ 23 (7:47) R.Fitzpatrick pass deep middle to Q.Enunwa to NYJ 44 for 21 yards (D.Williams). Caught at NYJ 42. P12
- 1-10-NYJ 44 (7:09) M.Forte left tackle to NYJ 47 for 3 yards (A.Washington, P.Brown).
- 2-7-NYJ 47 (6:53) (Shotgun) R.Fitzpatrick pass short middle to Q.Enunwa to BUF 39 for 14 yards (C.Graham). Caught at BUF 39, crossing from right. P13
- 1-10-BUF 39 (6:07) (Shotgun) R.Fitzpatrick pass deep left to B.Marshall to BUF 18 for 21 yards (S.Gilmore). Caught near sideline at BUF 22. P14
- 1-10-BUF 18 (5:31) (Shotgun) *PENALTY on NYJ-W.Johnson, False Start, 5 yards, enforced at BUF 18 - No Play.*
- 1-15-BUF 23 (5:06) (Shotgun) M.Forte up the middle to BUF 23 for no gain (K.Williams, Z.Brown).
- 2-15-BUF 23 (4:27) (Shotgun) R.Fitzpatrick pass deep right to E.Decker pushed ob at BUF 5 for 18 yards (A.Williams). Caught along sideline at BUF 6. P15
- 1-5-BUF 5 (3:57) **R.Fitzpatrick pass short middle to E.Decker for 5 yards, TOUCHDOWN [Z.Brown]. Caught 7 yds. into end zone, crossing from right.** P16  
N.Folk extra point is GOOD, Center-T.Purdum, Holder-L.Edwards.

<b>NYJ 20 BUF 7, 7 plays, 77 yards, 3:54 drive, 11:07 elapsed</b>
---

N.Folk kicks 65 yards from NYJ 35 to end zone, Touchback. B.Tate kneels 5 yds. into end zone.

**Buffalo Bills at 3:53**

- 1-10-BUF 25 (3:53) (Shotgun) T.Taylor pass short left to S.Watkins pushed ob at BUF 34 for 9 yards (B.Skrine). Caught along sideline at BUF 34.
- 2-1-BUF 34 (3:29) (Shotgun) L.McCoy right guard to BUF 40 for 6 yards (S.Richardson, C.Pryor). R4
- 1-10-BUF 40 (2:56) T.Taylor pass short left to C.Clay to BUF 44 for 4 yards (D.Harris). Screen pass, caught at BUF 36.
- 2-6-BUF 44 (2:18) (Shotgun) L.McCoy right guard to BUF 48 for 4 yards (M.Wilkerson).

Two-Minute Warning

- 3-2-BUF 48 (2:00) (Shotgun) T.Taylor pass short right to S.Watkins to NYJ 41 for 11 yards (C.Pryor). Slant pattern, caught at NYJ 41. P5

**New York Jets vs Buffalo Bills at New Era Field**

- 1-10-NYJ 41 (1:28) (Shotgun) T.Taylor pass short right to C.Clay ran ob at NYJ 33 for 8 yards. Caught near sideline at NYJ 34.
- 2-2-NYJ 33 (1:23) (Shotgun) T.Taylor pass incomplete short right to M.Goodwin. Off receiver's hands, near sideline at NYJ 20.
- 3-2-NYJ 33 (1:19) (Shotgun) L.McCoy up the middle to NYJ 32 for 1 yard (Ja.Jenkins, D.Harris).
- 4-1-NYJ 32 (:41) E.Manuel in at QB (T.Taylor at WR). E.Manuel up the middle to NYJ 30 for 2 yards (Ja.Jenkins).  
Timeout #2 by BUF at 00:36.
- 1-10-NYJ 30 (:36) (Shotgun) T.Taylor pass short left to L.McCoy to NYJ 21 for 9 yards (D.Lee, M.Williams). Caught near sideline at NYJ 25.
- 2-1-NYJ 21 (:16) T.Taylor spiked the ball to stop the clock.
- 3-1-NYJ 21 (:15) (Shotgun) T.Taylor pass incomplete short middle to L.McCoy. Overthrown, receiver at NYJ 18.
- 4-1-NYJ 21 **(:10) D.Carpenter 39 yard field goal is GOOD, Center-G.Sanborn, Holder-C.Schmidt.**

R6

<b>NYJ 20 BUF 10, 13 plays, 54 yards, 3:48 drive, 14:55 elapsed</b>
---

D.Carpenter kicks 64 yards from BUF 35 to NYJ 1. J.Marshall to NYJ 10 for 9 yards (R.Humber).

**New York Jets at 0:05, (1st play from scrimmage 0:02)**

- 1-10-NYJ 10 (:02) R.Fitzpatrick kneels to NYJ 9 for -1 yards.
- End of half - 9:52 pm

**END OF QUARTER**

	Score	Time Poss	First Downs				Efficiencies	
			R	P	X	T	3 Down	4 Down
<b>New York Jets</b>	<b>20</b>	<b>6:14</b>	<b>1</b>	<b>7</b>	<b>1</b>	<b>9</b>	<b>1/1</b>	<b>0/0</b>
<b>Buffalo Bills</b>	<b>10</b>	<b>8:46</b>	<b>4</b>	<b>1</b>	<b>0</b>	<b>5</b>	<b>1/5</b>	<b>1/1</b>

## Third Quarter

9/15/2016

## Play By Play

BUF elects to Receive, and NYJ elects to defend the East goal.

N.Folk kicks 65 yards from NYJ 35 to end zone, Touchback. B.Tate kneels 4 yds. into end zone.

**Buffalo Bills at 15:00**

- 1-10-BUF 25 (15:00) (Shotgun) T.Taylor pass short left to L.McCoy pushed ob at BUF 29 for 4 yards (D.Harris). Screen pass, caught at BUF 23.
- 2-6-BUF 29 (14:28) (Shotgun) T.Taylor pass incomplete deep left to S.Watkins. Thrown behind receiver, along sideline at BUF 45.
- 3-6-BUF 29 (14:22) (Shotgun) **T.Taylor pass deep right to G.Salas for 71 yards, TOUCHDOWN. Caught near sideline at NYJ 31.**
- D.Carpenter extra point is GOOD, Center-G.Sanborn, Holder-C.Schmidt.

P7

**NYJ 20 BUF 17, 3 plays, 75 yards, 0:51 drive, 0:51 elapsed**

D.Carpenter kicks 64 yards from BUF 35 to NYJ 1. J.Marshall to NYJ 20 for 19 yards (R.Blanton).

**New York Jets at 14:09, (1st play from scrimmage 14:03)**

- 1-10-NYJ 20 (14:03) M.Forte left guard to NYJ 21 for 1 yard (Z.Brown).
- 2-9-NYJ 21 (13:22) M.Forte left tackle to NYJ 29 for 8 yards (P.Brown, L.Douzable).
- 3-1-NYJ 29 (12:42) (Shotgun) B.Powell left end pushed ob at NYJ 31 for 2 yards (N.Robey-Coleman).
- 1-10-NYJ 31 (12:07) (Shotgun) M.Forte left guard to NYJ 33 for 2 yards (C.Graham, A.Williams).
- 2-8-NYJ 33 (11:28) (Shotgun) **R.Fitzpatrick pass short right to J.Marshall to NYJ 35 for 2 yards (P.Brown). FUMBLES (P.Brown), RECOVERED by BUF-N.Robey-Coleman at NYJ 36. N.Robey-Coleman for 36 yards, TOUCHDOWN.**

R17

**Buffalo Bills at 11:15**

(Kick formation) *PENALTY on NYJ-M.Wilkerson, Neutral Zone Infraction, 5 yards, enforced at NYJ 15 - No Play.*

**Buffalo Bills at 11:15**

D.Carpenter extra point is GOOD, Center-G.Sanborn, Holder-C.Schmidt.

**NYJ 20 BUF 24, 0 plays, 36 yards, 0:00 drive, 3:45 elapsed**

D.Carpenter kicks 53 yards from BUF 35 to NYJ 12. J.Howsare to NYJ 27 for 15 yards (J.Meeks, L.Alexander).

**New York Jets at 11:15, (1st play from scrimmage 11:10)**

- 1-10-NYJ 27 (11:10) R.Fitzpatrick pass deep middle to E.Decker to BUF 15 for 58 yards (R.Darby). Caught on run at BUF 30.
- PENALTY on NYJ-R.Clady, Offensive Holding, 10 yards, enforced at NYJ 27 - No Play.*  
*Penalty on NYJ-E.Decker, Taunting, declined.*
- 1-20-NYJ 17 (10:37) (Shotgun) R.Fitzpatrick pass short middle to B.Marshall to NYJ 28 for 11 yards (N.Robey-Coleman). Caught at NYJ 25, crossing from left.
- 2-9-NYJ 28 (9:54) (Shotgun) R.Fitzpatrick pass incomplete deep right to E.Decker (R.Darby) [J.Hughes]. Receiver and coverage at BUF 40.
- 3-9-NYJ 28 (9:48) (Shotgun) R.Fitzpatrick pass incomplete deep right to B.Marshall. Dropped near sideline at BUF 42.
- 4-9-NYJ 28 (9:42) L.Edwards punts 47 yards to BUF 25, Center-T.Purdum. B.Tate pushed ob at BUF 33 for 8 yards (J.Howsare).

**Buffalo Bills at 9:33**

- 1-10-BUF 33 (9:33) (Shotgun) L.McCoy up the middle to BUF 39 for 6 yards (L.Williams).
- 2-4-BUF 39 (8:58) (Shotgun) T.Taylor pass incomplete deep left to S.Watkins (M.Williams). Receiver and coverage along sideline at NYJ 21.
- 3-4-BUF 39 (8:52) (Shotgun) T.Taylor pass incomplete short right to C.Clay. Underthrown, receiver along sideline at BUF 48.
- 4-4-BUF 39 (8:47) C.Schmidt punts 45 yards to NYJ 16, Center-G.Sanborn, fair catch by J.Marshall.

**New York Jets at 8:39**

- 1-10-NYJ 16 (8:39) M.Forte up the middle to NYJ 14 for -2 yards (Z.Brown, P.Brown).
- 2-12-NYJ 14 (8:00) (Shotgun) M.Forte left guard to NYJ 24 for 10 yards (P.Brown).
- 3-2-NYJ 24 (7:20) (Shotgun) R.Fitzpatrick pass short right to B.Marshall to NYJ 27 for 3 yards (R.Darby, J.Hughes). WR screen, caught at NYJ 23.
- 1-10-NYJ 27 (6:38) R.Fitzpatrick pass short right to B.Marshall to NYJ 41 for 14 yards (R.Darby). Out-pattern, caught at NYJ 41.
- 1-10-NYJ 41 (5:54) (Shotgun) R.Fitzpatrick pass incomplete short right to B.Marshall. Thrown behind receiver, in flat at BUF 44.
- 2-10-NYJ 41 (5:49) (Shotgun) M.Forte up the middle to BUF 48 for 11 yards (C.Graham).
- 1-10-BUF 48 (5:07) (Shotgun) R.Fitzpatrick pass short left to Q.Enunwa to BUF 46 for 2 yards (N.Robey-Coleman). Caught along sideline at BUF 46.
- 2-8-BUF 46 (4:40) (Shotgun) R.Fitzpatrick pass incomplete short right to E.Decker (R.Darby). Slant pattern, thrown behind receiver at BUF 39.
- 3-8-BUF 46 (4:36) (Shotgun) R.Fitzpatrick pass short middle to E.Decker to BUF 29 for 17 yards (K.Seymour, A.Williams). Caught at BUF 35, crossing from right.
- 1-10-BUF 29 (3:59) (Shotgun) R.Fitzpatrick pass short left to M.Forte pushed ob at BUF 23 for 6 yards (S.Gilmore). Screen pass, caught at BUF 35.
- 2-4-BUF 23 (3:19) R.Fitzpatrick pass deep middle to J.Marshall to BUF 7 for 16 yards (A.Williams). Caught at BUF 7, crossing from right.
- 1-7-BUF 7 (2:38) *PENALTY on BUF, Defensive 12 On-field, 4 yards, enforced at BUF 7 - No Play.*
- 1-3-BUF 3 (2:17) **M.Forte up the middle for 3 yards, TOUCHDOWN.**
- N.Folk extra point is GOOD, Center-T.Purdum, Holder-L.Edwards.

P18

P19

R20

P21

P22

R23

**NYJ 27 BUF 24, 12 plays, 84 yards, 1 penalty, 6:27 drive, 12:48 elapsed**

**New York Jets vs Buffalo Bills at New Era Field**

N.Folk kicks 63 yards from NYJ 35 to BUF 2. B.Tate to BUF 47 for 45 yards (J.Burris).

**Buffalo Bills at 2:12, (1st play from scrimmage 2:04)**

1-10-BUF 47 (2:04) (Shotgun) L.McCoy left end pushed ob at BUF 44 for -3 yards (D.Harris).

2-13-BUF 44 (1:37) (Shotgun) T.Taylor sacked at BUF 43 for -1 yards (sack split by D.Lee and M.Wilkerson).

*PENALTY on NYJ-M.Williams, Illegal Contact, 5 yards, enforced at BUF 44 - No Play.*

X8

1-10-BUF 49 (1:11) E.Manuel in at QB. (Shotgun) L.McCoy right guard to BUF 48 for -1 yards (M.Wilkerson).

2-11-BUF 48 (:34) (Shotgun) E.Manuel pass short left to M.Goodwin to NYJ 42 for 10 yards (M.Williams). Caught near sideline at NYJ 42.

End of quarter - 10:52 pm

**END OF QUARTER**

	Score	Time Poss	First Downs				Efficiencies	
			R	P	X	T	3 Down	4 Down
New York Jets	27	11:03	3	4	0	7	3/4	0/0
Buffalo Bills	24	3:57	0	1	1	2	1/2	0/0



## Fourth Quarter

9/15/2016

Play By Play

Buffalo Bills continued.

3-1-NYJ 42 (15:00) T.Taylor in at QB. (Shotgun) T.Taylor pass deep left intended for S.Watkins INTERCEPTED by M.Williams at NYJ 13. M.Williams to NYJ 13 for no gain (S.Watkins). S.Watkins underthrown.

**New York Jets at 14:52**

1-10-NYJ 13 (14:52) M.Forte right guard to NYJ 14 for 1 yard (Z.Brown).  
 2-9-NYJ 14 (14:09) (Shotgun) R.Fitzpatrick pass incomplete deep right to B.Marshall (R.Darby). Receiver and coverage along sideline at NYJ 45.  
 3-9-NYJ 14 (14:03) (Shotgun) R.Fitzpatrick pass deep left to J.Marshall to NYJ 41 for 27 yards (S.Gilmore, Z.Brown). Caught near sideline at NYJ 32. P24  
1-10-NYJ 41 (13:16) R.Fitzpatrick pass deep right to E.Decker to BUF 24 for 35 yards (R.Darby). Caught on run at BUF 30. P25  
1-10-BUF 24 (12:34) (Shotgun) M.Forte right guard to BUF 23 for 1 yard (K.Williams).  
 2-9-BUF 23 (11:53) (Shotgun) R.Fitzpatrick pass short right to M.Forte pushed ob at BUF 20 for 3 yards (Z.Brown). Caught near sideline at BUF 23.  
 3-6-BUF 20 (11:23) (Shotgun) R.Fitzpatrick up the middle to BUF 18 for 2 yards (P.Brown; L.Douzable).  
 4-4-BUF 18 (10:40) **N.Folk 36 yard field goal is GOOD, Center-T.Purdum, Holder-L.Edwards.**

<b>NYJ 30 BUF 24, 8 plays, 69 yards, 4:12 drive, 4:20 elapsed</b>
---

N.Folk kicks 66 yards from NYJ 35 to BUF -1. B.Tate to BUF 22 for 23 yards (L.Thomas, J.Stanford).

**Buffalo Bills at 10:40, (1st play from scrimmage 10:34)**

1-10-BUF 22 (10:34) (Shotgun) L.McCoy up the middle to BUF 46 for 24 yards (M.Gilchrist). R9  
1-10-BUF 46 (9:53) (Shotgun) L.McCoy left end to NYJ 48 for 6 yards (L.Williams).  
 2-4-NYJ 48 (9:10) (Shotgun) L.McCoy right guard to 50 for -2 yards (D.Lee).  
 3-6-50 (8:29) (Shotgun) *PENALTY on NYJ-L.Mauldin, Neutral Zone Infraction, 5 yards, enforced at 50 - No Play.*  
 3-1-NYJ 45 (8:09) E.Manuel in at QB (T.Taylor at WR). E.Manuel up the middle to NYJ 45 for no gain (L.Williams). FUMBLES (L.Williams), and recovers at NYJ 45. E.Manuel to NYJ 45 for no gain (L.Williams). Timeout #1 by BUF at 07:11.  
 4-1-NYJ 45 (7:11) L.McCoy left guard to NYJ 45 for no gain (S.Richardson, D.Lee). Measurement = ball surrendered on downs.

**New York Jets at 7:03**

1-10-NYJ 44 (7:03) One-yard difference on change of possession. M.Forte right guard to NYJ 48 for 4 yards (Z.Brown, P.Brown).  
 2-6-NYJ 48 (6:19) (Shotgun) R.Fitzpatrick pass deep middle to E.Decker to BUF 25 for 27 yards (N.Robey-Coleman). Caught at BUF 27. P26  
1-10-BUF 25 (5:35) (Shotgun) M.Forte left guard to BUF 18 for 7 yards (K.Williams; P.Brown).  
 2-3-BUF 18 (4:52) M.Forte up the middle to BUF 12 for 6 yards (C.Bryant, J.Worthy). R27  
1-10-BUF 12 (4:07) **M.Forte left guard for 12 yards, TOUCHDOWN.** R28  
 N.Folk extra point is GOOD, Center-T.Purdum, Holder-L.Edwards.

<b>NYJ 37 BUF 24, 5 plays, 56 yards, 3:01 drive, 10:58 elapsed</b>
--

N.Folk kicks 53 yards from NYJ 35 to BUF 12. B.Tate to BUF 25 for 13 yards (J.Martin).

**Buffalo Bills at 4:02, (1st play from scrimmage 3:57)**

1-10-BUF 25 (3:57) (Shotgun) T.Taylor pass short middle to L.McCoy to BUF 35 for 10 yards (S.Richardson). Dump pass, caught at BUF 29. P10  
1-10-BUF 35 (3:29) (No Huddle, Shotgun) T.Taylor pass incomplete short right to C.Clay. Thrown behind receiver, along sideline at BUF 44.  
 2-10-BUF 35 (3:25) (Shotgun) T.Taylor pass short left to G.Salas to BUF 46 for 11 yards (M.Williams). Caught in flat at BUF 43. P11  
1-10-BUF 46 (3:00) (No Huddle, Shotgun) T.Taylor pass short left to L.McCoy pushed ob at NYJ 46 for 8 yards (D.Lee). Dump pass, caught at BUF 46.  
 2-2-NYJ 46 (2:54) (Shotgun) T.Taylor pass short right to G.Salas to NYJ 42 for 4 yards (D.Lee). Slant pattern, caught at NYJ 41. P12  
1-10-NYJ 42 (2:23) (Shotgun) T.Taylor pass short left to G.Salas to NYJ 39 for 3 yards (M.Williams). Out-pattern, caught at NYJ 39.

Two-Minute Warning

2-7-NYJ 39 (2:00) (Shotgun) T.Taylor scrambles up the middle to NYJ 29 for 10 yards (D.Revis). R13  
1-10-NYJ 29 (1:35) (No Huddle, Shotgun) T.Taylor pass short right to C.Clay pushed ob at NYJ 18 for 11 yards (M.Gilchrist) [M.Wilkerson]. Caught near sideline at NYJ 18. P14  
1-10-NYJ 18 (1:29) (Shotgun) T.Taylor pass incomplete deep left to G.Salas (B.Skrine). Receiver and coverage 2 yds. into end zone.  
 2-10-NYJ 18 (1:22) (Shotgun) **T.Taylor pass short right to M.Gillislee to NYJ 1 for 17 yards (M.Gilchrist). Dump pass, caught at NYJ 14. The Replay Official reviewed the runner was down by contact ruling, and the play was REVERSED. (Shotgun) T.Taylor pass short right to M.Gillislee for 18 yards, TOUCHDOWN. Dump pass, caught at NYJ 14.** P15  
 D.Carpenter extra point is GOOD, Center-G.Sanborn, Holder-C.Schmidt.

<b>NYJ 37 BUF 31, 10 plays, 75 yards, 2:45 drive, 13:43 elapsed</b>
---

D.Carpenter kicks outside 17 yards from BUF 35 to NYJ 48. B.Marshall (didn't try to advance) pushed ob at NYJ 45 for -3 yards (R.Humber).

**New York Jets at 1:17, (1st play from scrimmage 1:15)**

1-10-NYJ 45 (1:15) M.Forte left tackle to NYJ 47 for 2 yards (Z.Brown).  
 Timeout #2 by BUF at 01:10.

**New York Jets vs Buffalo Bills at New Era Field**

2-8-NYJ 47 (1:10) M.Forte right tackle to 50 for 3 yards (Z.Brown, R.Darby).  
 Timeout #3 by BUF at 01:03.

3-5-50 (1:03) M.Forte left tackle to 50 for no gain (L.Alexander).  
 Timeout #1 by NYJ at 00:18.

4-5-50 (:18) L.Edwards punts 35 yards to BUF 15, Center-T.Purdum, fair catch by B.Tate.

**Buffalo Bills at 0:10**

1-10-BUF 15 (:10) (Shotgun) T.Taylor pass short left to R.Woods to BUF 25 for 10 yards. Lateral to M.Goodwin to BUF 43 for 18 yards (D.Harris). Caught at BUF 29. P16  
 End of game - 11:39 pm

**END OF QUARTER**

	Score	Time Poss	First Downs				Efficiencies	
			R	P	X	T	3 Down	4 Down
New York Jets	37	8:20	2	3	0	5	1/3	0/0
Buffalo Bills	31	6:40	2	6	0	8	0/2	0/1

# Miscellaneous Statistics Report

New York Jets vs Buffalo Bills  
9/15/2016 at New Era Field

## Ten Longest Plays for New York Jets

Yards	Qtr	Play Start	Play Description
37	2	1-10-NYJ 34	(13:22) R.Fitzpatrick pass deep right to B.Marshall pushed ob at BUF 29 for 37 yards (R.Darby). Caught near sideline at BUF 38.
35	4	1-10-NYJ 41	(13:16) R.Fitzpatrick pass deep right to E.Decker to BUF 24 for 35 yards (R.Darby). Caught on run at BUF 30.
34	1	3-10-NYJ 25	(14:11) (Shotgun) R.Fitzpatrick pass deep left to Q.Enunwa to BUF 41 for 34 yards (S.Gilmore). Caught along sideline at BUF 46.
27	4	3-9-NYJ 14	(14:03) (Shotgun) R.Fitzpatrick pass deep left to J.Marshall to NYJ 41 for 27 yards (S.Gilmore, Z.Brown). Caught near sideline at NYJ 32.
27	4	2-6-NYJ 48	(6:19) (Shotgun) R.Fitzpatrick pass deep middle to E.Decker to BUF 25 for 27 yards (N.Robey-Coleman). Caught at BUF 27.
24	1	1-10-BUF 44	(2:43) R.Fitzpatrick pass deep middle to E.Decker to BUF 20 for 24 yards (D.Williams).
21	2	1-10-NYJ 23	(7:47) R.Fitzpatrick pass deep middle to Q.Enunwa to NYJ 44 for 21 yards (D.Williams). Caught at NYJ 42.
21	2	1-10-BUF 39	(6:07) (Shotgun) R.Fitzpatrick pass deep left to B.Marshall to BUF 18 for 21 yards (S.Gilmore). Caught near sideline at BUF 22.
19	2	3-4-BUF 23	(12:13) (Shotgun) R.Fitzpatrick pass short middle to B.Marshall to BUF 8 for 15 yards (S.Gilmore). NYJ-J.Carpenter was injured during the play. He is Out. NYJ-B.Marshall was injured during the play. His return is Probable. Caught at BUF 18, slanting from left. PENALTY on BUF-S.Gilmore, Face Mask (15 Yards), 4 yards, enforced at BUF 8.
18	2	2-15-BUF 23	(4:27) (Shotgun) R.Fitzpatrick pass deep right to E.Decker pushed ob at BUF 5 for 18 yards (A.Williams). Caught along sideline at BUF 6.

## Ten Longest Plays for Buffalo Bills

Yards	Qtr	Play Start	Play Description
84	1	3-12-BUF 16	(5:26) (Shotgun) T.Taylor pass deep right to M.Goodwin for 84 yards, TOUCHDOWN. Caught near sideline at NYJ 30.
71	3	3-6-BUF 29	(14:22) (Shotgun) T.Taylor pass deep right to G.Salas for 71 yards, TOUCHDOWN. Caught near sideline at NYJ 31.
28	4	1-10-BUF 15	(:10) (Shotgun) T.Taylor pass short left to R.Woods to BUF 25 for 10 yards. Lateral to M.Goodwin to BUF 43 for 18 yards
24	4	1-10-BUF 22	(10:34) (Shotgun) L.McCoy up the middle to BUF 46 for 24 yards (M.Gilchrist).
18	4	2-10-NYJ 18	(1:22) (Shotgun) T.Taylor pass short right to M.Gillislee to NYJ 1 for 17 yards (M.Gilchrist). Dump pass, caught at NYJ 14.
15	2	2-9-BUF 26	(10:33) T.Taylor scrambles right end pushed ob at BUF 41 for 15 yards (C.Pryor).
11	2	3-2-BUF 48	(2:00) (Shotgun) T.Taylor pass short right to S.Watkins to NYJ 41 for 11 yards (C.Pryor). Slant pattern, caught at NYJ 41.
11	4	2-10-BUF 35	(3:25) (Shotgun) T.Taylor pass short left to G.Salas to BUF 46 for 11 yards (M.Williams). Caught in flat at BUF 43.
11	4	1-10-NYJ 29	(1:35) (No Huddle, Shotgun) T.Taylor pass short right to C.Clay pushed ob at NYJ 18 for 11 yards (M.Gilchrist) [M.Wilkerson].
10	2	1-10-BUF 41	(10:05) (Shotgun) L.McCoy up the middle to NYJ 49 for 10 yards (M.Gilchrist, C.Pryor).

## Touchdown Scoring Information

		Offense	Defense	Special Teams
VISITOR	New York Jets	4	0	0
HOME	Buffalo Bills	3	1	0

## Player Scoring Information

Club	Player	TD	Rush TD	Rec TD	KO TD	Punt TD	Int TD	Fum TD	Misc TD	FG	XP	2Pt Rush	2Pt Rec	Sfty	Points
NYJ	M.Forte	0	3	0	0	0	0	0	0	0	0	0	0	0	18
NYJ	N.Folk	0	0	0	0	0	0	0	0	3	4	0	0	0	13
NYJ	E.Decker	0	0	1	0	0	0	0	0	0	0	0	0	0	6
BUF	D.Carpenter	0	0	0	0	0	0	0	0	1	4	0	0	0	7
BUF	M.Gillislee	0	0	1	0	0	0	0	0	0	0	0	0	0	6
BUF	M.Goodwin	0	0	1	0	0	0	0	0	0	0	0	0	0	6
BUF	G.Salas	0	0	1	0	0	0	0	0	0	0	0	0	0	6

## Possession Detail

	First Half		Second Half		Game	
	Visitor	Home	Visitor	Home	Visitor	Home
Largest Lead	13	4	13	4	13	4
Drives Leading	2	1	4	1	6	2
Time of Possession Leading	3:59	1:38	11:14	0:54	15:13	2:32
Largest Deficit	-4	-13	-4	-13	-4	-13
Drives Trailing	2	3	2	5	4	8
Time of Possession Trailing	7:31	8:33	8:09	9:43	15:40	18:16
Times Score Tied Up		0		0		0
Lead Changes		3		2		5

# Playtime Percentage

*Percent of playtime per player on offense, defense and special teams*

New York Jets					Buffalo Bills				
		Offense	Defense	Special Teams			Offense	Defense	Special Teams
B Winters	G	75 100%		7 23%	J Mills	T	53 100%		5 16%
R Clady	T	75 100%		7 23%	C Kouandjio	T	53 100%		5 16%
R Fitzpatrick	QB	75 100%			J Miller	G	53 100%		5 16%
N Mangold	C	75 100%			R Incognito	G	53 100%		4 13%
E Decker	WR	73 97%		1 3%	E Wood	C	53 100%		
B Marshall	WR	69 92%		1 3%	T Taylor	QB	51 96%		
M Forte	RB	61 81%			L McCoy	RB	49 92%		
K Davis	TE	50 67%		9 29%	C Clay	TE	48 91%		
W Johnson	T	47 63%		7 23%	R Woods	WR	46 87%		
Q Enunwa	WR	46 61%		2 6%	S Watkins	WR	40 75%		
B Ijalana	T	40 53%		7 23%	M Goodwin	WR	28 53%		
B Ovale	T	36 48%		11 35%	G Salas	WR	15 28%		8 26%
J Carpenter	G	28 37%		2 6%	J Dray	TE	11 21%		
J Marshall	WR	26 35%		14 45%	W Powell	WR	8 15%		8 26%
B Bostick	TE	24 32%		6 19%	J Felton	FB	5 9%		
B Powell	RB	17 23%		2 6%	M Gillislee	RB	4 8%		19 61%
R Anderson	WR	6 8%			R Groy	G	4 8%		5 16%
J Howsare	FB	2 3%		16 52%	E Manuel	QB	4 8%		
D Harris	LB		53 100%	6 19%	N O'Leary	TE	3 6%		10 32%
D Revis	CB		53 100%	1 3%	R Bush	RB	2 4%		
M Gilchrist	FS		53 100%		C Graham	S		75 100%	10 32%
B Skrine	CB		52 98%	8 26%	Z Brown	LB		75 100%	10 32%
C Pryor	SS		52 98%	8 26%	P Brown	LB		75 100%	10 32%
M Wilkerson	DE		51 96%	6 19%	S Gilmore	CB		74 99%	7 23%
L Williams	DE		45 85%	6 19%	R Darby	CB		74 99%	7 23%
D Lee	LB		41 77%	12 39%	J Hughes	LB		70 93%	
S Richardson	DT		40 75%		K Williams	DT		60 80%	
M Williams	CB		38 72%	11 35%	L Alexander	LB		53 71%	18 58%
S McLendon	NT		38 72%	10 32%	N Robey	CB		45 60%	8 26%
L Mauldin	LB		22 42%	1 3%	A Williams	S		45 60%	7 23%
M Catapano	LB		14 26%		L Douzable	DE		40 53%	17 55%
E Henderson	LB		11 21%		C Bryant	NT		38 51%	15 48%
J Jenkins	DE		8 15%		L McCray	LB		26 35%	17 55%
J Stanford	LB		7 13%	24 77%	D Williams	S		20 27%	17 55%
L Thomas	DE		3 6%	12 39%	J Worthy	DT		18 24%	9 29%
R Miles	SS		1 2%	23 74%	A Washington	DT		14 19%	7 23%
B Carter	LB		1 2%	10 32%	K Seymour	CB		13 17%	
J Martin	LB			23 74%	R Blanton	S		9 12%	15 48%
J Burris	CB			22 71%	J Meeks	S		2 3%	18 58%
N Folk	K			15 48%	C White	CB			19 61%
A Allen	FS			14 45%	R Humber	LB			19 61%
D Simon	NT			12 39%	D Carpenter	K			11 35%
L Edwards	P			9 29%	B Tate	WR			10 32%
T Purdum	LS			9 29%	G Sanborn	LS			8 26%
C Peake	WR			7 23%					

C Schmidt	P	8	26%
G Ikard	C	5	16%