



BEARS



VS



CHICAGO BEARS vs GREEN BAY PACKERS

THU SEP 28 2017 7:25PM LAMBEAU FIELD



## 2017 CHICAGO BEARS SCHEDULE

### PRESEASON (2-2)

<b>THURSDAY</b>	<b>AUGUST 10</b>	<b>BRONCOS</b>	<b>L, 17-24</b>	<b>FOX 32</b>
Saturday	August 19	@ Arizona	W, 24-23	FOX 32
Sunday	August 27	@ Tennessee	W, 19-7	FOX
<b>THURSDAY</b>	<b>AUGUST 31</b>	<b>BROWNS</b>	<b>L, 0-25</b>	<b>FOX 32</b>

### REGULAR SEASON (1-2)

<b>SUNDAY</b>	<b>SEPTEMBER 10</b>	<b>FALCONS</b>	<b>L, 17-23</b>	<b>FOX</b>
Sunday	September 17	@ Tampa Bay	L, 7-29	FOX
<b>SUNDAY</b>	<b>SEPTEMBER 24</b>	<b>STEELERS</b>	<b>W, 23-17 (OT)</b>	<b>CBS</b>
Thursday	September 28	@ Green Bay	7:25 p.m.	CBS/NFLN
<b>MONDAY</b>	<b>OCTOBER 9</b>	<b>VIKINGS</b>	<b>7:30 P.M.</b>	<b>ESPN</b>
Sunday	October 15	@ Baltimore	Noon*	FOX
<b>SUNDAY</b>	<b>OCTOBER 22</b>	<b>PANTHERS</b>	<b>NOON*</b>	<b>FOX</b>
Sunday	October 29	@ New Orleans	Noon*	FOX
Sunday	November 5	Bye		
<b>SUNDAY</b>	<b>NOVEMBER 12</b>	<b>PACKERS</b>	<b>NOON*</b>	<b>FOX</b>
<b>SUNDAY</b>	<b>NOVEMBER 19</b>	<b>LIONS</b>	<b>NOON*</b>	<b>FOX</b>
Sunday	November 26	@ Philadelphia	Noon*	FOX
<b>SUNDAY</b>	<b>DECEMBER 3</b>	<b>49ERS</b>	<b>NOON*</b>	<b>CBS</b>
Sunday	December 10	@ Cincinnati	Noon*	FOX
Saturday	December 16	@ Detroit	3:30 p.m.	NFLN
<b>SUNDAY</b>	<b>DECEMBER 24</b>	<b>BROWNS</b>	<b>NOON</b>	<b>CBS</b>
Sunday	December 31	@ Minnesota	Noon*	FOX

All games Central Time; **HOME GAMES IN CAPS AND BOLD**

\* Game dates and times subject to change



GAME RELEASE | WEEK 4

# BEARS

CHICAGO BEARS AT GREEN BAY PACKERS

SEPT 28, 2017 | 7:25PM | LAMBEAU FIELD



## THE BROADCASTS

**TV:** CBS/NFLN

**Jim Nantz** (talent)

**Tony Romo** (analyst)

**Tracy Wolfson** (sideline)

**Jay Feely** (sideline)



**RADIO:** WBBM 780 AM, 105.9 FM

**Jeff Joniak** (talent)

**Tom Thayer** (analyst)

**Zach Zaidman** (reporter)



The pregame show airs three hours prior to kickoff. The postgame show from the locker room features exclusive analysis at [ChicagoBears.com](http://ChicagoBears.com) and [CBSChicago.com](http://CBSChicago.com)/Bears. The game can also be heard on Sirius/XM channels 83 and 88 and internet channel 811 and 88.

## FIRST AND 10

- Thursday is the 195th meeting in the all-time series with both teams coming off overtime victories last Sunday.
- The Bears have an all-time record of 5-6 in games played on Thursdays, including 2-1 at home and 3-5 on the road.
- The two teams met for 59 straight years starting in 1923 until the players strike cancelled both contests in 1982.
- Chicago head coach John Fox and Green Bay head coach Mike McCarthy are meeting for the eighth time in their careers with McCarthy holding a 5-2 edge.
- Chicago picked up its first win of the season 23-17 Sunday in overtime over the Steelers at Soldier Field, its first overtime win since 2013.
- The Bears rushed for 220 yards in Sunday's OT victory over the Steelers, the first time the Bears have rushed for 200+ yards in a game since 2014.
- RB Jordan Howard recorded his eighth career 100-yard rushing game with 138 yards and two TDs in the win over the Steelers, including his 19-yard game winner in OT.
- Rookie RB Tarik Cohen is tied for third in the NFC with 20 receptions, one behind leaders Zach Ertz (PHI) and Golden Tate (DET).
- Chicago's defense has held opponents to just three TD drives of 50+ yards this season.
- The Bears are tied for third in the NFL with just four rushes of 10+ yards allowed this season (min. 3 games played). The longest rush allowed by the Bears was a Peyton Barber 14-yard gain at Tampa Bay in Week Two.

## TEAM COMPARISON



Record ..... 1-2  
 Pts/Gm ..... 15.7  
 Rush Yds/Gm ..... 121.7  
 Pass Yds/Gm ..... 183.3  
 Total Off/Gm ..... 305.0  
 Total Def/Gm ..... 321.7

Record ..... 2-1  
 Pts/Gm ..... 22.3  
 Rush Yds/Gm ..... 69.0  
 Pass Yds/Gm ..... 291.3  
 Total Off/Gm ..... 360.3  
 Total Def/Gm ..... 296.7

## INDIVIDUAL LEADERS

### PASSING

#8 Mike Glennon  
 72-107; 615 yds  
 3 TD, 3 INT, 205.0 ypg

### PASSING

#12 Aaron Rodgers  
 89-134; 967 yds  
 6 TD, 3 INT, 322.3 ypg

### RUSHING

#24 Jordan Howard  
 45-197 yds; 3 TD, 65.6 ypg

### RUSHING

#88 Ty Montgomery  
 41-124 yds; 2 TD, 41.3 ypg

### RECEIVING

#26 Tarik Cohen  
 20-126 yds; 1 TD, 42.0 ypg

### RECEIVING

#17 Davante Adams  
 14-206 yds; 1 TD, 68.6 ypg

### DEFENSE

#96 Akiem Hicks  
 10 tkls; 2.0 sks; 4 QBH

### DEFENSE

#24 Quinten Rollins  
 11 tkls, 1 PD, 1 TFL

## SERIES HISTORY

The Bears-Packers rivalry is the oldest in the NFL, dating to 1921. The two teams are meeting for the 195th time Thursday with the series even at 94-94-6. Green bay won both meetings last season, 26-10, on a Thursday night in Green Bay and 30-27 at Soldier Field. Chicago's last win was a 17-13 victory in 2015 on Thanksgiving at Lambeau Field.

## WEEKLY MEDIA SCHEDULE

### TUESDAY (9/26)

11:15 a.m. .... HC John Fox available at PNC Center podium  
 OC Dowell Loggains available at PNC Center podium  
 DC Vic Fangio available at PNC Center podium  
 STC Jeff Rodgers available at PNC Center podium  
 QB Mike Glennon available at PNC Center podium  
 11:40 a.m. to 12:25 p.m. .... Open locker room  
 2:10 p.m. .... Practice at Halas Hall

### WEDNESDAY (9/27)

No availability

### THURSDAY (9/28)

Bears at Packers, 7:25 p.m. CT

### FRIDAY (9/29)

2:30 p.m. .... HC John Fox available at PNC Center podium  
 Players available at the podium, TBD

### SATURDAY & SUNDAY (9/30, 10/1)

No availability

*All times are Central and subject to change*



THE COACHES



John Fox..... **Coach** ..... Mike McCarthy  
 Bears..... **Team** ..... Packers  
 San Diego State..... **Alma Mater** ..... Baker Univ.  
 16th..... **Years as NFL Head Coach**..... 12th  
 3rd..... **Years with Team**..... 12th  
 10-25..... **Record with Team**..... 116-62-1  
 129-114..... **Career Record**..... 116-62-1  
 8-7..... **Career Playoff Record**..... 10-8  
 3-7..... **Career Record vs. Opponent**..... 16-7  
 2-5..... **Career Record vs. Coach**..... 5-2

BEARS FOOTBALL STAFF

**Head Coach:** John Fox (named 1/16/2015)  
**Record at Chicago:** 10-25 (3rd Season)  
**Career Record:** 129-114 (16th Season)  
 Defensive Coordinator..... Vic Fangio  
 Offensive Coordinator..... Dowell Loggains  
 Special Teams Coordinator..... Jeff Rodgers  
 Quarterbacks..... Dave Ragone  
 Running Backs..... Curtis Modkins  
 Offensive Line..... Jeremiah Washburn  
 Wide Receivers..... Zach Azzanni  
 Offensive Assistant..... John Dunn  
 Offensive Assistant..... Ben McDaniels  
 Tight Ends..... Frank Smith  
 Assistant Offensive Line..... Ben Wilkerson  
 Linebackers..... Glenn Pires  
 Defensive Line..... Jay Rodgers  
 Defensive Quality Control..... Sean Desai  
 Defensive Backs..... Ed Donatell  
 Assistant Defensive Backs..... Roy Anderson  
 Outside Linebackers..... Brandon Staley  
 Assistant Special Teams..... Derius Swinton II  
 Strength and Conditioning..... Jason George  
 Asst. Strength and Conditioning..... Pierre Ngo  
 Asst. Strength and Conditioning..... Rick Perry

BEARS MEDIA RELATIONS STAFF

VP of Communications..... Brandon Faber  
 Director of Media Relations..... Adam Widman  
 Media Relations Coordinator..... Jared Ellerson  
 Media Relations Assistant..... Aaron Clark  
 Public Relations Specialist..... Meghan Bower  
 Media Relations Seasonal..... Ben Schmitz  
 SVP Marketing & Communications..... Scott Hagel  
 Email..... First Name.Last Name@Bears.NFL.Net  
 Media Relations Phone Number..... 847-295-9657

SETTING THE STAGE

The Chicago Bears (1-2) hit the road on a short week as they head north to take on the Green Bay Packers (2-1) in the 195th meeting of the storied rivalry.

Bears head coach John Fox is in his third season with the club and 16th as a head coach in the National Football League. Fox owns eight postseason wins and two Super Bowl appearances in his time as a head coach.

The Bears are led offensively by quarterback Mike Glennon, who is in his first season as a starter in Chicago. Glennon has thrown for 615 yards on 72 of 107 passing (67.3 completion rate) with three touchdowns and three interceptions. His 72 completions are tied for fourth best in the NFC.

Leading the Bears out of the backfield are Pro Bowler Jordan Howard, who finished second in the NFL in rushing last season with 1,313 yards, and rookie Tarik Cohen. Both are coming off a big game in the overtime win over the Packers with Howard recording his eighth career 100-yard game with 138 yards on 23 carries and two touchdowns. He also added five catches for 26 yards. Cohen rushed 12 times for 78 yards and had 24 yards on four catches. Cohen has rushed for 157 yards on 24 attempts (6.5 avg) but also has done a lot of his damage out of the backfield with 20 catches (tied for third in the NFC) for 126 yards and one touchdown. Howard leads the team with 197 rushing yards (4.4 avg.) and three scores on the year. Tight end Zach Miller is second on the team with 11 catches for 98 yards and Kendall Wright has 10 catches for 103 yards.

Defensively, linebacker Danny Trevathan leads the Bears with 16 tackles and corner Kyle Fuller is second with 14 stops. Defensive lineman Akiem Hicks and outside linebacker Willie Young lead the team with 2.0 sacks apiece on the year with Eddie Goldman, Pernell McPhee and Bryce Callahan each recording 1.0 sack thus far. The 7.0 sacks by the Bears is eighth best in the NFC.

Green Bay enters the game coming off a 27-24 overtime victory over the Bengals Sunday, a game in which the Packers trailed by 14 in the second quarter.

Packers quarterback Aaron Rodgers, who is in his 13th year in the NFL and his 10th as a starter for the Packers, leads the NFL with 89 completions and is second with 967 passing yards to go along with his six touchdown passes.

Running back Ty Montgomery leads the Packers on the ground with 124 yards on 41 carries (3.0 avg.) and two touchdowns and has 18 catches for 129 yards and one score. Wide receiver Davante Adams leads the team with 206 yards receiving while Jordy Nelson has a team-best three touchdown grabs.

Mike McCarthy is in his 12th season as the head coach of the Packers with a record of 116-62-1. He led the Packers to a championship in Super Bowl XLV against the Pittsburgh Steelers.



## TEAM COMPARISON

	BEARS	PACKERS
Record .....	1-2	2-1
Division Standing .....	4th (NFCN)	T-1st (NFCN)
Turnover Margin .....	-3 (T-26th)	-2 (T-22nd)

**OFFENSE (NFL RANK)**

Net Yards Per Game .....	305.0 (21st)	360.3 (10th)
Yards Per Play .....	4.89 (23rd)	5.22 (16th)
Points Per Game .....	15.7 (28th)	22.3 (15th)
Possession Avg. ....	29:49	32:39
Net Rushing YPG .....	121.7 (8th)	69.0 (T-29th)
Net Passing YPG .....	183.3 (27th)	291.3 (2nd)
Had Intercepted/Yds .....	3/69	3/99
Sacks Allowed/Yds .....	7/65	13/93
Fumbles/Lost .....	9/3	2/1
3rd Down Pct. ....	41.0 (11th)	48.8 (T-3rd)
Red Zone TD Pct. ....	60.0 (T-14th)	66.7 (T-4th)
Giveaways .....	6	4

**DEFENSE (NFL RANK)**

Net Yards .....	321.7 (12th)	296.7 (8th)
Yards Per Play .....	5.33 (17th)	5.36 (19th)
Points Per Game .....	23.0 (T-21st)	22.3 (T-17th)
Net Rushing Yds .....	83.7 (9th)	113.7 (21st)
Net Passing Yds .....	238.0 (20th)	183.0 (7th)
Intercepted By/Yards .....	0/0	0/0
Sacks For/Yards .....	7/46	9/73
Opp. Fumbles/Lost .....	3/3	2/2
3rd Down Pct. ....	45.9 (26th)	34.3 (11th)
Red Zone TD Pct. ....	41.7 (8th)	71.4 (T-25th)
Takeaways .....	3	2

**SPECIAL TEAMS (NFL RANK)**

Punts-Avg. Yds (Gross) .....	48.5	45.3
Punts-Avg. Yds (Net) .....	41.6	42.6
Punt Returns-Avg. Per .....	9.2	10.0
Punt Returns-Avg. Per Allowed ...	9.3	5.4
KO Returns-Avg. Per .....	22.8	NA
KO Returns-Avg. Per Allowed .....	17.5	23.7
FG Made/Attempted .....	2/3	4/4

**PENALTIES**

Penalties Against/Yards .....	22/172	22/173
Opp. Penalties Against/Yds .....	18/147	21/152

## INDIVIDUAL COMPARISON

BEARS	PACKERS
<b>PASSING YARDS</b>	
Glennon .....	615
Rodgers .....	967

<b>RUSHING YARDS</b>	
Howard .....	197
Montgomery .....	124
Cohen .....	157
Rodgers .....	52
Burton .....	7
Williams .....	21

<b>RECEIVING YARDS</b>	
Cohen .....	126
Adams .....	206
Wright .....	103
Allison .....	146
Miller .....	98
Cobb .....	145

<b>POINTS SCORED</b>	
Howard .....	18
Crosby .....	19
Barth .....	11
Nelson .....	18
Three Tied .....	6
Montgomery .....	18

<b>INTERCEPTIONS</b>	
NA .....	NA
NA .....	NA

<b>SACKS</b>	
Hicks .....	2.0
Jones .....	2.0
Young .....	2.0
Three Tied .....	1.5
Three Tied .....	1.0
Two Tied .....	1.0

<b>DEFENSIVE TACKLES (PRESS BOX TOTALS)</b>	
Trevathan .....	16
Martinez .....	18
Fuller .....	14
Jones .....	15
Two Tied .....	12
Burnett .....	14

<b>KICKOFF RETURNS (AVG.)</b>	
Thompson .....	7 (22.7)
NA .....	NA
Cunningham .....	1 (23.0)

<b>PUNT RETURNS (AVG.)</b>	
Cohen .....	6 (9.2)
Davis .....	7 (10.0)

<b>FIELD GOALS (AVG.)</b>	
Barth .....	2/3 (66.6)
Crosby .....	4/4 (100.0)

<b>PUNTS (GROSS/NET AVG.)</b>	
O'Donnell ...	14 (48.5/41.6)
Vogel .....	14 (45.3/42.6)

\* League stats as of Monday, September 25, 2017



# CHICAGO BEARS GAME RELEASE

## BEARS-PACKERS SERIES HISTORY

1921 -	Staleys, 20-0 (W)	1953 -	Bears, 17-13 (GB)		Bears, 12-10 (S)
1923 -	Bears, 3-0 (GB)		Tie, 21-21 (W)	1987 -	Bears, 26-24 (LM)
1924 -	Bears, 3-0 (W)	1954 -	Bears, 10-3 (GB)		Bears, 23-10 (S)
1925 -	Packers, 14-10 (GB)		Bears, 28-23 (W)	1988 -	Bears, 24-6 (LM)
	Bears, 21-0 (W)	1955 -	Packers, 24-3 (GB)		Bears, 16-0 (S)
1926 -	Tie, 6-6 (GB)	1956 -	Bears, 52-31 (W)	1989 -	Packers, 14-13 (LM)
	Bears, 19-13 (W)		Bears, 37-21 (GB)		Packers, 40-28 (S)
	Tie, 3-3 (W)	1957 -	Bears, 38-14 (W)	1990 -	Bears, 31-13 (LM)
1927 -	Bears, 7-6 (GB)		Packers, 21-17 (GB)		Bears, 27-13 (S)
	Bears, 14-6 (W)	1958 -	Bears, 21-14 (W)	1991 -	Bears, 10-0 (LM) thu
1928 -	Tie, 12-12 (GB)		Bears, 34-20 (GB)		Bears, 27-13 (S)
	Packers, 16-6 (W)	1959 -	Bears, 24-10 (W)	1992 -	Bears, 30-10 (LM)
	Packers, 6-0 (W)		Packers, 9-6 (GB)		Packers, 17-3 (S)
1929 -	Packers, 23-0 (GB)	1960 -	Bears, 28-17 (W)	1993 -	Packers, 17-3 (LM)
	Packers, 14-0 (W)		Bears, 17-14 (GB)		Bears, 30-17 (S)
	Packers, 25-0 (W)	1961 -	Packers, 41-13 (W)	1994 -	Packers, 33-6 (S) mnf
1930 -	Packers, 7-0 (GB)		Packers, 24-0 (GB)		Packers, 40-3 (LM)
	Packers, 13-12 (W)	1962 -	Packers, 31-28 (W)	1995 -	Packers, 27-24 (S) mnf
	Bears, 21-0 (W)		Packers, 49-0 (GB)		Packers, 35-28 (LM)
1931 -	Packers, 7-0 (GB)	1963 -	Packers, 38-7 (W)	1996 -	Packers, 37-6 (S)
	Packers, 6-2 (W)		Bears, 10-3 (GB)		Packers, 28-17 (LM)
	Bears, 7-6 (W)	1964 -	Bears, 26-7 (W)	1997 -	Packers, 38-24 (LM) mnf
1932 -	Tie, 0-0 (GB)		Packers, 23-12 (GB)		Packers, 24-23 (S)
	Packers, 2-0 (W)	1965 -	Packers, 17-3 (W)	1998 -	Packers, 26-20 (LM)
	Bears, 9-0 (W)		Packers, 23-14 (LM)		Packers, 16-13 (S)
1933 -	Bears, 14-7 (GB)	1966 -	Bears, 31-10 (W)	1999 -	Bears, 14-13 (LM)
	Bears, 10-7 (W)		Packers, 17-0 (W)		Packers, 35-19 (S)
	Bears, 7-6 (W)	1967 -	Packers, 13-6 (LM)	2000 -	Bears, 27-24 (LM)
1934 -	Bears, 24-10 (GB)		Packers, 13-10 (LM)		Packers, 28-6 (S)
	Bears, 27-14 (W)	1968 -	Packers, 17-13 (W)	2001 -	Packers, 20-12 (S)
1935 -	Packers, 7-0 (GB)		Bears, 13-10 (LM)		Packers, 17-7 (LM)
	Packers, 17-14 (W)	1969 -	Packers, 28-27 (W)	2002 -	Packers, 34-21 (IL) mnf
1936 -	Bears, 30-3 (GB)		Packers, 17-0 (LM)		Packers, 30-20 (LM)
	Packers, 21-10 (W)	1970 -	Packers, 21-3 (W)	2003 -	Packers, 38-23 (S) mnf
1937 -	Bears, 14-2 (GB)		Packers, 20-19 (LM)		Packers, 34-21 (LM)
	Packers, 24-14 (W)	1971 -	Bears, 35-17 (W)	2004 -	Bears, 21-10 (LM)
1938 -	Bears, 2-0 (GB)		Packers, 17-14 (S)		Packers, 31-14 (S)
	Packers, 24-17 (W)	1972 -	Packers, 31-10 (LM)	2005 -	Bears, 19-7 (S)
1939 -	Packers, 21-16 (GB)		Packers, 20-17 (LM)		Bears, 24-17 (LM)
	Bears, 30-27 (W)	1973 -	Packers, 23-17 (S)	2006 -	Bears, 26-0 (LM)
1940 -	Bears, 41-10 (GB)		Bears, 31-17 (LM)		Packers, 26-7 (S) sn
	Bears, 14-7 (W)	1974 -	Packers, 21-0 (S)	2007 -	Bears, 27-20 (LM) sn
1941 -	Bears, 25-17 (GB)		Bears, 10-9 (S) mnf		Bears, 35-7 (S)
	Packers, 16-14 (W)	1975 -	Packers, 20-3 (ML)	2008 -	Packers, 37-3 (LM)
	<b>Bears, 33-14 (W) CC</b>		Bears, 27-14 (S)		Bears, 20-17 (S) + mnf
1942 -	Bears, 44-28 (GB)	1976 -	Packers, 28-7 (LM)	2009 -	Packers, 21-15 (LM) sn
	Bears, 38-7 (W)		Bears, 24-13 (S)		Packers, 21-14 (S)
1943 -	Tie, 21-21 (GB)	1977 -	Bears, 16-10 (LM)	2010 -	Bears, 20-17 (S) mnf
	Bears, 21-7 (W)		Bears, 26-0 (LM)		Packers, 10-3 (LM)
1944 -	Packers, 42-28 (GB)	1978 -	Bears, 21-10 (S)		<b>Packers, 21-14 (S) CC</b>
	Bears, 21-0 (W)		Packers, 24-14 (LM)	2011 -	Packers, 27-17 (S)
1945 -	Packers, 31-21 (GB)	1979 -	Bears, 14-0 (S)		Packers, 35-21 (LM) sn
	Bears, 28-24 (W)		Bears, 6-3 (S)	2012 -	Packers, 23-10 (LM) thu nfn
1946 -	Bears, 30-7 (GB)	1980 -	Bears, 15-14 (LM)		Packers, 21-13 (S)
	Bears, 10-7 (W)		Packers, 12-6 (LM) +	2013 -	Bears, 27-20 (LM) mnf
1947 -	Packers, 29-20 (GB)		Bears, 61-7 (S)		Packers, 33-28 (S)
	Bears, 20-17 (W)	1981 -	Packers, 16-9 (S)	2014 -	Packers, 38-17 (S)
1948 -	Bears, 45-7 (GB)		Packers, 21-17 (LM)		Packers, 55-14 (LM) snf
	Bears, 7-6 (W)	1982 -	(both games cancelled	2015 -	Packers, 31-23 (S)
1949 -	Bears, 17-0 (GB)		by players' strike)		Bears, 17-13 (LM) thank
	Bears, 24-3 (W)	1983 -	Packers, 31-28 (LM)	2016 -	Packers, 26-10 (LM)
1950 -	Packers, 31-21 (GB)		Bears, 23-21 (S)		Packers, 30-27 (S)
	Bears, 28-14 (W)	1984 -	Bears, 9-7 (LM)		
1951 -	Bears, 31-20 (GB)		Packers, 20-14 (S)	W	Wrigley Field, Chicago
	Bears, 24-13 (W)	1985 -	Bears, 23-7 (S) mnf	GB	City Stadium, Green Bay
1952 -	Bears, 24-14 (GB)		Bears, 16-10 (LM)	S	Soldier Field, Chicago
	Packers, 41-28 (W)	1986 -	Bears, 25-12 (LM) mnf	LM	Lambeau Field, Green Bay
				CC	Conference Championship

## BEARS ON THURSDAY NIGHT FOOTBALL

Date	Opponent	Site	W/L	Score	Following Week
9/19/1985	Minnesota Vikings	Metrodome	W	33-24	W WAS
10/17/1991	Green Bay Packers	Lambeau Field	W	10-0	W @ NO
12/1/1994	Minnesota Vikings	Metrodome	L	23-33	L @ GB
12/6/2007	Washington Redskins	FedEx Field	L	16-24	L @ MIN
12/11/2008	New Orleans Saints	SOLDIER FIELD	W+	27-24	W+ GB
11/12/2009	San Francisco 49ers	3COM Park	L	6-10	L PHI
11/18/2010	Miami Dolphins	Sun Life Stadium	W	16-0	W PHI
9/13/2012	Green Bay Packers	Lambeau Field	L	10-23	W STL
10/10/2013	New York Giants	SOLDIER FIELD	W	27-21	L @ WAS
12/15/2014	New Orleans Saints	SOLDIER FIELD	L	15-31	L DET
10/20/2016	Green Bay Packers	Lambeau Field	L	26-10	W MIN

Overall Record on Thursday Night Football: 5-6 (Home: 2-1, Road: 3-5)



BEARS-PACKERS SERIES HISTORY • LAST 2 MEETINGS



**Last Meeting in GB**  
**Packers 26, Bears 10**  
 Lambeau Field (78,217)  
 Thursday, October 20, 2016

<b>CHICAGO</b>	0	3	7	0	10
<b>GREEN BAY</b>	3	3	7	13	26

**PACKERS** - M.Crosby 32 yd. Field Goal (13-53, 5:19). **BEARS** - C.Barth 39 yd. Field Goal (9-54, 4:38). **PACKERS** - M.Crosby 40 yd. Field Goal (10-53, 1:39). **BEARS** - L.Floyd fumble recovery in end zone (C.Barth kick). **PACKERS** - D.Adams 5 yd. pass from A.Rodgers (M.Crosby kick) (13-85, 5:19). **PACKERS** - D.Adams 4 yd. pass from A.Rodgers (M.Crosby kick) (8-88, 4:40). **PACKERS** - R.Cobb 2 yd. pass from A.Rodgers (kick failed, wr) (13-74, 8:33).

	Bears	Packers
<b>First downs</b> .....	13	32
<b>Total net yards</b> .....	189	406
<b>Rushes-yards</b> .....	18-69	23-103
<b>Att-comp-net</b> .....	26-10-120	56-39-303
<b>Times thrown-yds lost</b> .....	1-10	2-23
<b>Int-Total TDs</b> .....	2-1	0-3
<b>Punts - avg</b> .....	5-45.0	1-46.0
<b>Penalties-yards</b> .....	10-108	9-56
<b>Fumbles-lost</b> .....	0-0	2-1
<b>Time of possession</b> .....	20:24	39:36

**RUSHING**

**BEARS** - K. Carey 10-48; J. Howard 7-22; 1(-1).  
**PACKERS** - T. Montgomery 9-60; R. Cobb 5-21; A. Ripkowski 3-8; A. Rodgers 2-7; D. Jackson 2-6; K. Davis 2-1.

**RECEIVING**

**BEARS** - A. Jeffery 3-33; Z. Miller 2-40; J. Bellamy 2-32; C. Meredith 1-12; K. Carey 1-9; D. Thompson; 1-4.  
**PACKERS** - D. Adams 13-132, 2 TDs; R. Cobb 11-95, TD; T. Montgomery 10-66; J. Janis 2-9; J. Nelson 1-9; A. Ripkowski 1-8; R. Rodgers 1-7.

**PASSING**

**BEARS** - M. Barkley 15-6-81, 2 INTs; B. Hoyer 11-4-49.  
**PACKERS** - 56-39-326, 3 TDs.

**PUNT RETURNS**

**BEARS** - None.  
**PACKERS** - T. Davis 1-6.

**KICKOFF RETURNS**

**BEARS** - D. Thompson 2-28.  
**PACKERS** - K. Davis 1-18; J. Janis 1-17.

**INTERCEPTIONS**

**BEARS** - None.  
**PACKERS** - B. Martinez 1-4; N. Perry 1-0.

**SACKS**

**BEARS** - L. Floyd 2-23.  
**PACKERS** - N. Perry 1-10.



**Last Meeting**  
**Packers 30, Bears 27**  
 Soldier Field (61,137)  
 Sunday, December 18, 2016

<b>GREEN BAY</b>	7	3	17	3	30
<b>CHICAGO</b>	0	10	0	17	27

**PACKERS** - T.Montgomery 4 yd. run (M.Crosby kick) (9-73, 5:03). **BEARS** - C.Barth 26 yd. Field Goal (10-64, 5:12). **BEARS** - J.Bellamy 10 yd. pass from M.Barkley (C.Barth kick) (4-55, 2:08). **PACKERS** - M.Crosby 34 yd. Field Goal (9-69, 1:44). **PACKERS** - M.Crosby 18 yd. Field Goal (6-16, 3:43). **PACKERS** - T.Montgomery 3 yd. run (M.Crosby kick) (7-58, 4:35). **PACKERS** - C.Michael 42 yd. run (M.Crosby kick) (2-45, 0:52). **BEARS** - A.Jeffery 8 yd. pass from M.Barkley (C.Barth kick) (6-75, 2:36). **BEARS** - J.Howard 9 yd. run (C.Barth kick) (9-78, 3:37). **BEARS** - C.Barth 22 yd. Field Goal (14-75, 4:23). **PACKERS** - M.Crosby 32 yd. Field Goal (5-59, 1:19).

	Packers	Bears
<b>First downs</b> .....	20	29
<b>Total net yards</b> .....	451	449
<b>Rushes-yards</b> .....	23-226	19-95
<b>Att-comp-net</b> .....	31-19-225	43-30-354
<b>Times thrown-yds lost</b> .....	4-27	1-8
<b>Int-Total TDs</b> .....	0-3	3-3
<b>Punts - avg</b> .....	4-42.0	2-44.0
<b>Penalties-yards</b> .....	8-64	6-40
<b>Fumbles-lost</b> .....	0-0	1-1
<b>Time of possession</b> .....	32:47	27:13

**RUSHING**

**PACKERS** - T. Montgomery 16-162, 2 TDs; C. Michael 4-45, TD; A. Rodgers 3-19.  
**BEARS** - J. Howard 17-90, TD; J. Langford 1-4; K. Carey 1-1.

**RECEIVING**

**PACKERS** - J. Nelson 7-124; J. Cook 6-85; D. Adams 2-25; T. Montgomery 2-1; R. Rodgers 1-10; G. Allison 1-7.  
**BEARS** - C. Meredith 9-104; 8-110; A. Jeffery 6-89, TD; J. Howard 4-23; J. Langford 1-18; J. Bellamy 1-10 TD; D. Brown 1-8.

**PASSING**

**PACKERS** - A. Rodgers 31-19-252.  
**BEARS** - M. Barkley 43-30-362, 2 TD, 3 INTs.

**PUNT RETURNS**

**PACKERS** - M. Hyde 1-2.  
**BEARS** - C. LeBlanc 2-17.

**KICKOFF RETURNS**

**PACKERS** - D. Thompson 5-153.  
**BEARS** - S. Diggs 1-22.

**INTERCEPTIONS**

**PACKERS** - H. Clinton-Dix 2-43; M. Hyde 1-0.  
**BEARS** - None.

**SACKS**

**PACKERS** - J. Peppers 1-8.  
**BEARS** - D. Hurst 1-11; P. McPhee 2-16; C. Wilson 1-0.



## GAME NOTES

### LOOKING BACK AT SUNDAY'S OVERTIME WIN OVER THE STEELERS

- The Chicago Bears (1-2) earned a 23-17 overtime win over the Pittsburgh Steelers (2-1) at Soldier Field on Sunday. It was the Bears first overtime win since defeating the Ravens 23-20 at Soldier Field on Nov. 17, 2013. Following the win, Chicago now holds a 22-7-1 all-time record versus the Black and Gold, including a 13-1 mark in Chicago.
- Sunday marked quarterback Mike Glennon's fourth career fourth-quarter/OT game-winning drive, his second against Pittsburgh.

Date	Opp.	Plays-Yards-Time	Result	Final
11/11/13	vs. MIA	9-80-4:51	TD	TB-22, MIA-19
11/24/13	at DET	4-92-1:42	TD	TB-24, DET-21
9/28/14	at PIT	5-46-0:33	TD	TB-27, PIT-24

- Jordan Howard logged his eighth career game rushing for 100+ yards. Howard totaled 138 yards on 23 carries (6.0 avg). The 138-yard outing ranks second-best in his career, only to his 153-yard performance against the Minnesota Vikings on Oct. 31, 2016. Additionally, Howard's 23 carries tie the third-most carries he's tallied in a single game.
- Five running backs in Chicago Bears history have rushed for 1,000+ yards in their rookie season. Jordan Howard, who most recently accomplished the feat in 2016, looks to become the first Bear to start his career with consecutive 1,000-yard rushing seasons.

Player	Yr. 1	Yards	Yr. 2	Yards
Jordan Howard	2016	1,313	2017	197
Matt Forte	2008	1,238	2009	929
Anthony Thomas	2001	1,183	2002	721
Rashaan Salaam	1995	1,074	1996	496
Beattie Feathers	1934	1,004	1935	281

- The Bears rushed for 220 yards in Sunday's OT victory over the Steelers, the first time the Bears have rushed for 200+ yards in a game since 2014. It also marked just the fourth time in Mike Tomlin's 11 years in Pittsburgh where the Steelers have allowed 200 or more yards on the ground in a game.
- Chicago offensive lineman Kyle Long and wide receiver Markus Wheaton saw their first action in the 2017 season on Sunday. Defensive back Prince Amukamara also made his Bears debut on Sunday, finishing the game with three tackles and a pair of passes defended.



RB Jordan Howard recorded his eighth career 100-yard rushing game with 138 yards and two touchdowns in the overtime win over the Steelers in Week Three.

- Bears rookie Tarik Cohen has accounted for 20 receptions through the first three weeks of the 2017 NFL season, the most ever by a Bears rookie. Cohen ranks tied third among the NFL's top rookie campaigns alongside Oakland's Amari Cooper. Cohen trails only Anquan Boldin (23) and Earl Cooper (21).

Rk.	Player	Year	TM	Rec	Yds	TD
1.	Anquan Boldin	2003	ARI	23	378	2
2.	Earl Cooper	1980	SF	21	136	1
T3.	Tarik Cohen	2017	CHI	20	126	1
T3.	Amari Cooper	2015	OAK	20	290	1
4.	Sid Banks	1964	HOU	19	210	0
5.	Reggie Bush	2006	NO	19	139	0

- Rookie tight end Adam Shaheen scored the first touchdown of his NFL career on Sunday, a two-yard strike from quarterback Mike Glennon in the second quarter (:47 seconds) to put the Bears up 14-7. The last Bears rookie tight end to score a touchdown was Greg Olson in 2007 (First career TD: 10/7/07 vs. GB).





## GAME NOTES

- Defensive back Bryce Callahan and linebackers Willie Young and Pernell McPhee logged one sack apiece on Pittsburgh quarterback Ben Roethlisberger on Sunday. The takedowns marked the first of the season for both McPhee (28th career) and Callahan (2nd career) while it was Young's second on the season (32nd career).
- Defensive back Sherrick McManis recovered a Pittsburgh muffed punt in the first quarter of Sunday's contest (12:40). It was McManis' third career special teams fumble recovery and the Bears first muffed punt recovery since recovering two against Detroit on Oct. 18, 2015 (C. Prosniski, J. Bellamy). Later in the second quarter McManis blocked a Pittsburgh field goal at the end of the half (M. Cooper recovery). The last Chicago Bear to block a kick was Akiem Hicks at Green Bay (10/20/16).
- For the first time in 2017, linebacker Danny Trevathan led the Bears defense in tackles with 10 total takedowns (eight solo).
- The Chicago Bears defense has limited opponents to just three touchdown drives of 50+ yards this season with two coming against the Atlanta Falcons in Week One of the 2017 regular season and one against Pittsburgh on Sunday.
- Sunday's contest versus the Pittsburgh Steelers registered as the hottest game on record at Soldier Field since 1982. The 89 degree outing was the eighth game of 81+ degrees played inside Soldier Field since 1982.

**THE OLDEST RIVALRY IN THE NFL CONTINUES**

The Bears-Packers rivalry is the oldest in the NFL, dating to 1921. The two teams are meeting for the 195th time Thursday with the series even at 94-94-6. Green Bay won both meetings last season, 26-10, on a Thursday night in Green Bay and 30-27 at Soldier Field. Chicago's last win was a 17-13 victory in 2015 on Thanksgiving at Lambeau Field.

The two teams met for 59 straight years, starting in 1923 until the players strike cancelled both contests in 1982. Since that time, two of the longest winning streaks in the series have been recorded. Green Bay holds the longest, winning 10 consecutive over the Bears from 1994 until the first meeting in 1999. Chicago's eight-game winning streak over the Packers started during their 1985 Super Bowl season and ended after the first meeting in 1989.

Chicago holds an edge in the series in six of the ten decades within the series: the 20's (7-6-3), 30's (12-11-1), 40's (16-4-1), 50's (14-5-1), 70's (11-9) and 80's (11-7). Green Bay took 15 of 20 meetings in the 60's and 13 of 20 in the 90's and 12 of 20 in the

2000's. They have won 12 of the first 14 meetings this decade.

**RUSHING ATTACK POWERS BEARS TO OT VICTORY**

The Bears rushed for 220 yards in Sunday's OT victory over the Steelers, the first time the Bears had rushed for 200+ yards in a game since 2014. It also marked just the fourth time in Mike Tomlin's 11 years in Pittsburgh where the Steelers had allowed 200 or more yards on the ground.

Jordan Howard recorded his eighth career 100-yard game with 138 yards on 23 carries and two touchdowns, including the 19-yard game-winner in overtime. He also added five catches for 26 yards. Rookie Tarik Cohen rushed 12 times for 78 yards and had 24 yards on four catches. His long rush of 36 yards in the overtime help set up the game-winning score for Howard.

The duos performance of 216 combined rushing yards marked the first time a pair of Bears teammates combined to rush for 200+ yards in a game since 2010 when Matt Forte (166) and Chester Taylor (43) combined for 209 yards on the ground.

Howard led the Bears in scoring (12 pts), rushing yards (138), receptions (5) and receiving yards (26) against the Steelers on Sunday. The last Bear to accomplish this feat was Matt Forte when he tallied 47 yards on the ground, 6 catches for 57 yards and 1 score at Minnesota (12/20/15).

**GLENNON AMONG NFL LEADERS**

Mike Glennon has thrown for 615 yards on 72 of 107 passing (67.3 completion rate) with three touchdowns and three interceptions thus far in 2017. His 72 completions are tied for fourth best in the NFL while his 107 attempts are tied for sixth most.

Glennon also ranks second in the NFL with 376 fourth-quarter passing yards. Through three games, Glennon has completed 40-of-61 attempts for 376 yards, 2 TDs and 1 INTs and boasts a QBR of 86.5. His 329 yards in consecutive fourth quarters in Weeks 1 and 2 were the most by any quarterback in the NFL since 1991.

**NFL Quarterbacks in the 4th Quarter since 1991 in Weeks 1 and 2**

Rk.	Player	YR.	TM	Yds	Y/A	TD	QBR
1.	Mike Glennon	2017	CHI	329	6.33	2	95.8
2.	Eli Manning	2013	NYG	325	7.56	3	68.5
3.	Jon Kitna	2003	CIN	309	9.36	2	84.0
4.	Drew Brees	2012	NO	308	7.33	2	62.4
5.	Tom Brady	2011	NE	297	13.5	2	137.5
6.	Cam Newton	2011	CAR	296	8.97	0	90.0



## GAME NOTES

**GLENNON ONE OF FOUR STARTERS FROM SAME SCHOOL IN WEEK TWO AND THREE**

Bears starting QB Mike Glennon was one of four starting quarterbacks in Weeks Two and Three of the NFL who played collegiately at North Carolina State. The other three included Philip Rivers (Chargers), Russell Wilson (Seahawks) and Jacoby Brissett (Colts).

In four seasons at N.C. State (2008-12), Glennon finished his career with 7,411 passing yards and 63 touchdowns while completing 646 of 1,069 passes ... finished his senior season with the second-most passes attempted (564) in ACC history, third-most completions (330), fourth-most passing yards (4,031) and tied for the fifth-most passing touchdowns (31). He and Rivers are the only Wolfpack quarterbacks in school history to throw for 4,000+ yards in a single season and was one of only three quarterbacks in N.C. State history to complete 300+ passes in a single season (Rivers, Wilson).

**COHEN MAKING HISTORY IN PASSING GAME**

Bears rookie Tarik Cohen has accounted for 20 receptions through the first three weeks of the 2017 NFL season, the most ever by a Bears rookie. Cohen ranks tied third among the NFL's top rookie campaigns alongside Oakland's Amari Cooper. Cohen trails only Anquan Boldin (23) and Earl Cooper (21).

Rk.	Player	Year	TM	Rec	Yds	TD
1.	Anquan Boldin	2003	ARI	23	378	2
2.	Earl Cooper	1980	SF	21	136	1
T3.	Tarik Cohen	2017	CHI	20	126	1
T3.	Amari Cooper	2015	OAK	20	290	1
4.	Sid Banks	1964	HOU	19	210	0
5.	Reggie Bush	2006	NO	19	139	0

Cohen also is tied for third in the NFC with Seattle's Doug Baldwin in terms of receptions by any position player, trailing only Philadelphia's Zach Ertz and Detroit's Golden Tate who have 21 each.

Rk.	Player	TM	Rec	Yds	AVG	TD
1t.	Zach Ertz	PHI	21	245	11.7	1
1t.	Golden Tate	DET	21	190	9.0	1
3t.	Doug Baldwin	SEA	20	212	10.6	1
<b>3t.</b>	<b>Tarik Cohen</b>	<b>CHI</b>	<b>20</b>	<b>126</b>	<b>6.3</b>	<b>1</b>
5.	Adam Thielen	MIN	19	299	15.7	0

**COHEN IMPRESSES IN DEBUT**

Tarik Cohen impressed in his rookie debut vs. the Falcons, totaling 158 all-purpose yards, the most ever by a Bears rookie in a season-debut. The previous record was 148 yards, set by Bob Margarita against the Green Bay Packers in 1944.

Cohen rushed for a team-high 66 yards on five carries (13.2 avg) and also led the team with eight

catches for 47 yards, including a 19-yard touchdown in the fourth quarter. The rookie from North Carolina A&T also had three punt returns for 45 yards.

Cohen's eight receptions in the opener were the fifth most by a Bears rookie since 1950.

**O'DONNELL SECOND IN NFC IN PUNT AVERAGE**

Punter Pat O'Donnell currently ranks second in the NFC in punting with a 48.5 average, trailing only New Orleans' Thomas Morstead who boasts an average of 49.1.

O'Donnell's long punt of the season was a 69-yarder in the opener against the Falcons, which is currently the longest punt in the NFL this season. He has six punts inside the 20, which is tied for fourth in the NFC.

**DEFENSE STOUT IN AGAINST NFC CHAMPS**

The Bears held the NFC's second-ranked offense in 2016 to just 64 yards rushing in Week One. The Falcons, who were third in the NFC in rushing last season with 120.5 yards per game, were held to nearly half that total (64). Devonta Freeman, the fifth-leading rusher in the NFC last season, was held to 37 yards on 12 carries (3.1 avg). Tevin Coleman was held in check as well, gaining only 16 yards on eight carries.

**HICKS RECORDS FIFTH MULTI-SACK GAME**

Defensive lineman Akiem Hicks tied a career high with 2.0 sacks vs. the Falcons while adding three tackles and three QBH. He logged his first sack of the 2017 season when he brought down Atlanta quarterback Matt Ryan in the second quarter (7:38) for a six-yard loss. He added his second takedown in the third quarter (11:00) on a seven-yard loss. It was Hicks' fifth career multi-sack performance and his third since arriving in Chicago.

**BEARS NAME 2017 CAPTAINS**

The Chicago Bears named captains for the 2017 season. Those players include quarterback Mike Glennon, offensive lineman Josh Sitton, linebacker Jerrell Freeman, defensive back Quintin Demps and defensive back Sherrick McManis. Defensive lineman Akiem Hicks was later voted a replacement captain on defense after Freeman suffered an injury in Week One and going in IR.

Glennon enters his first season with the Bears after completing 374-of-630 passes (59.4 percent) over four seasons with the Tampa Bay Buccaneers.

Sitton, a 10-year veteran and four-time Pro Bowler, enters his second season with the Bears.

Demps, also a 10-year veteran, enters his first season with the Bears after leading the Texans with six interceptions last season.

Freeman also enters his second season with the



## GAME NOTES

Bears. He led the team in tackles a year ago, despite only playing in 12 games.

McManis enters his eighth NFL season and sixth with the Bears. He's led the Bears in special teams tackles the past two seasons.

**Offensive Captains**

Mike Glennon  
Josh Sitton

**Defensive Captains**

Quintin Demps  
Jerrell Freeman  
Akiem Hicks

**Special Teams Captain**

Sherrick McManis

**BEARS SIGN HICKS, LENO JR. TO CONTRACT EXTENSIONS**

The Bears signed offensive lineman Charles Leno Jr. (Aug. 23), and defensive lineman Akiem Hicks (Sept. 9) to four-year contract extensions prior to the start of the 2017 season.

Leno Jr., is in his fourth season with the Bears after starting all 16 games at left tackle last season – one of two Bears on the offensive side to start every game. In 2016, the Boise State alum helped pave the way for an offense that finished third in the NFL in rushing and helped Jordan Howard set the franchise record for rushing yards by a rookie with 1,313. For his career, Leno Jr., has started 30-of-38 games and has played all 16 games in the past two seasons.

Hicks is in his second season with the Bears after starting all 16 games last season – the only Bears defensive player to start every game. The sixth-year pro set career highs in 2016 with 7.0 sacks and three pass breakups while also recording 5.0 tackles-for-loss.

**NEW FACES IN 2017**

Bears general manager Ryan Pace and his staff made several free agent acquisitions this past offseason, headlined by quarterback Mike Glennon from Tampa Bay. Below is a breakdown of notable new acquisitions and their former team, along with Bears who were re-signed from last season.

Name, Pos.	From
Prince Amukamara, DB	JAX
Michael Burton, FB	DET
Tom Compton, OL	ATL
Marcus Cooper, DB	ARI
Benny Cunningham, RB	LAR
Quintin Demps, DB	HOU
Mike Glennon, QB	TB

John Jenkins, DL	SEA
Mark Sanchez, QB	DAL
Dion Sims, TE	MIA
Bradley Sowell, OL	SEA
Markus Wheaton, WR	PIT
Kendall Wright, WR	TEN

**BEARS QBs IN THEIR FIRST SEASON IN CHICAGO**

Former Bears quarterback, Jay Cutler, arrived in Chicago in 2009 when he set the franchise record for most touchdown passes by a QB in their inaugural season with the club (27). Quarterback Mike Glennon needs four TD passes to break into the club's Top-10 list. (*Minimum 8 Games*)

Rk.	Player	Year	G	TD	INT	Rate
1.	Jay Cutler	2009	16	27	26	76.8
2.	Billy Wade	1961	13	22	13	93.7
3.	Dave Krieg	1996	13	14	12	76.3
4.	Charlie O'Rourke	1942	11	11	16	82.1
5.	Steve Walsh	1994	12	10	8	77.9
6.	Kyle Orton	2005	15	9	13	59.7
7.	Jim McMahon	1982	8	9	7	79.9
8.	Cade McNown	1999	15	8	10	66.7
9.	Zeke Bratkowski	1954	12	8	17	60.8
10.	Kordell Stewart	2003	9	7	12	56.8
	Mike Glennon	2017	3	3	3	79.8

**TALLEST QUARTERBACKS IN BEARS HISTORY**

Bears quarterback Mike Glennon ranks tied for first all-time in terms of height by a Chicago Bears quarterback, matching former quarterback Jonathan Quinn at 6-foot, 6-inches tall.

No.	Name	Ht.	Wt.	Years
<b>T1.</b>	<b>Mike Glennon</b>	<b>6-6</b>	<b>225</b>	<b>2017</b>
	Jonathan Quinn	6-6	240	2009
3.	Jason Campbell	6-5	235	2012

**HOWARD'S HISTORIC ROOKIE SEASON**

Bears running back Jordan Howard rushed for a Bears rookie record 1,313 yards in 2016. A fifth-round pick in the 2016 NFL Draft, Howard's total ranks third all-time among rookie running backs selected in the fifth round or later.

Rk.	Player	TM	Rd.	Yards	Year
1.	Alfred Morris	WAS	6	1,613	2012
2.	Mike Anderson	DEN	6	1,487	2000
<b>3.</b>	<b>Jordan Howard</b>	<b>CHI</b>	<b>5</b>	<b>1,313</b>	<b>2016</b>
4.	Don Woods	SD	6	1,162	1974
5.	Terrell Davis	DEN	6	1,117	1995

Howard was named to the 2017 NFL Pro Bowl after his impressive rookie campaign. He was the first Bears rookie running back to be named to the Pro Bowl since Gale Sayers following the 1965 season



## GAME NOTES

and the fifth Bears rookie running back to get a Pro Bowl nod overall. He also became the first Bears running back to be named to the Pro Bowl since Matt Forte following the 2013 season and the first Bears rookie since Kyle Long also earned those honors following 2013.

### BEARS ALL-TIME RUSHERS IN FIRST TWO YEARS

Former Chicago running back Matt Forte (2008-15) ranks first in Bears history with 2,167 rushing yards in his first two seasons with the club. Second-year running back Jordan Howard ranks seventh following a rookie campaign which covered 1,313 rushing yards and 197 this season.

Rk.	Player	2-Year Total	Years
1.	Matt Forte	2,167	2008-09
2.	Gale Sayers	2,098	1965-66
3.	Walter Payton	2,069	1975-76
4.	Anthony Thomas	1,904	2001-02
5.	Rick Casares	1,798	1955-56
6.	Rashaan Salaam	1,570	1995-96
7.	<b>Jordan Howard</b>	<b>1,510</b>	<b>2016-17</b>
8.	Curtis Enis	1,413	1998-99



RB Tarik Cohen is tied for third in the NFC with 20 receptions for 126 yards and one touchdown.

## STARTERS GAME-BY-GAME

OFFENSE	WR/TE	WR/TE	LT	LG	C	RG	RT	QB	RB	WR/RB	TE/FB
Atlanta	White	Sims	Leno	Compton	Whitehair	Sitton	Massie	Glennon	Howard	Thompson	Miller
at Tampa Bay	Bellamy	Sims	Leno	Compton	Whitehair	Sitton	Massie	Glennon	Howard	Cohen	Burton
Pittsburgh	Shaheen	Sims	Leno	Whitehair	Grasu	Long	Massie	Glennon	Howard	Thompson	Miller
at Green Bay											
Minnesota											
at Baltimore											
Carolina											
at New Orleans											
Green Bay											
Detroit											
at Philadelphia											
San Francisco											
at Cincinnati											
at Detroit											
Cleveland											
at Minnesota											
DEFENSE	DE	NT	OLB	ILB	ILB	OLB	DE/DB	CB	S	S	CB
Atlanta	Hicks	Goldman	Young	Freeman	Trevathan	Floyd	Callahan	Cooper	Demps	Jackson	Fuller
at Tampa Bay	Hicks	Goldman	Acho	Kwiatkoski	Trevathan	Floyd	Acho	Cooper	Demps	Jackson	Fuller
Pittsburgh	Hicks	Goldman	Acho	Timu	Trevathan	Floyd	Unrein	Cooper	Demps	Jackson	Fuller
at Green Bay											
Minnesota											
at Baltimore											
Carolina											
at New Orleans											
Green Bay											
Detroit											
at Philadelphia											
San Francisco											
at Cincinnati											
at Detroit											
Cleveland											
at Minnesota											



## 2017 SCHEDULE • BY THE NUMBERS

- 0:** Number of Sunday Night Football games on this year's schedule for the Bears, who have played at least one SNF contest each of the past 17 years. The Bears have two prime-time games this year, one on Thursday Night Football (Sept. 28 at Green Bay) and one on Monday Night Football (Oct. 9 against Minnesota at Soldier Field).
- 3:** Times the Bears, prior to this year, have opened the season against the Falcons. The Bears lost to Atlanta 37-21 in 1972 and 20-17 in 1983 before beating the Falcons 30-12 in 2011. As is the case with this year's opener, all three of those games were played in Chicago.
- 3:** Number of consecutive years the Bears will have hosted the 49ers the first week of December. The Bears lost to San Francisco 26-20 in overtime Dec. 6, 2015 and beat the 49ers 26-6 last Dec. 4. This year's game is scheduled for Dec. 3.
- 4:** Consecutive games to start the season against teams that had winning records last year. The stretch includes contests against three defending division winners in the Falcons (11-5), Steelers (11-5) and Packers (10-6) that combined to post a 32-16 record in 2016.
- 5:** Road games the Bears will play in outdoor stadiums (in Tampa, Green Bay, Baltimore, Philadelphia and Cincinnati). Three away games will be played in domes (Detroit, Minnesota and New Orleans).
- 6:** The number of consecutive opponents the Bears will play with a .500 record or better in 2016 to open the season. The Bears' first four opponents had winning marks—the Falcons (11-5), Buccaneers (9-7), Steelers (11-5) and Packers (10-6)—while the Vikings and Ravens both finished 8-8 last season.
- 6:** Number of games against playoff teams. Chicago's 2017 opponents went a combined 122-133 (.479) during the 2016 regular season, but will play six games against teams that made the playoffs. The Bears will face the NFC South (Falcons, Buccaneers, Panthers, Saints) and the AFC North (Steelers, Ravens, Bengals, Browns) in 2017 in addition to the Eagles and 49ers. Playoff opponents include the Falcons, Steelers, Packers (2) and Lions (2).
- 8:** Years since the Bears played the Bengals and Ravens on the road and the Steelers and Browns at home. In 2009, the Bears lost in Cincinnati 45-10 and in Baltimore 31-7 while beating Pittsburgh 17-14 and Cleveland 30-6 at Soldier Field.
- 12:** Number of wins, in 13 games, the Bears have against the Steelers in Chicago. Their only loss came on Nov. 5, 1995 when Pittsburgh won 37-34 in overtime at Soldier Field.
- 12:** Number of consecutive seasons the Bears will have played the Packers in a prime-time game. Since 2006, the teams have met six times on Sunday Night Football, three times on Monday Night Football and twice on Thursday Night Football.
- 13:** Number of Bears games that are scheduled to begin at noon on Sunday this season. The only exceptions are their two prime-time contests and a Saturday contest Dec. 16 that begins at 3:30 p.m. against the Lions in Detroit.
- 16:** Years since the Bears last opened a season against a team that had played in the previous Super Bowl. The last time it occurred was in 2001 when they lost to the Ravens, who had defeated the Giants in Super Bowl XXXV.
- 18:** Number of wins the Bears have recorded in 23 season-openers at home since 1984. They were 18-3 but have lost two straight, 23-20 in overtime to the Bills in 2014 and 31-23 to the Packers in 2015.

**CONNECTIONS****Coaching Connections**

- Bears head coach John Fox and Packers special teams coordinator Ron Zook each coached for the University of Kansas in 1983 when Fox was a secondary coach and Zook was the Jayhawks' defensive coordinator.
- Bears head coach John Fox and Packers defensive line coach Mike Trgovac spent seven years together with the Carolina Panthers. Trgovac was a defensive line coach in 2002 and defensive coordinator from 2003-08 while Fox was the Panthers head coach from 2002-10.
- Chicago special teams coordinator Jeff Rodgers and Green Bay head coach Mike McCarthy crossed paths in San Francisco during the 2005 season when Rodgers was an assistant special teams coach and McCarthy was the 49er's offensive coordinator.
- Defensive coordinators Vic Fangio (Chicago) and Dom Capers (Green Bay) have held multiple stints together during their time in the NFL. Each joined the New Orleans Saints coaching staff in 1986 when Fangio was a linebackers coach until '94' and Capers was a defensive backs coach through the '91' season. The two reunited in Carolina from 1995-98 when Capers became the Panthers head coach and Fangio was the club's defensive coordinator. Their final pairing together came with the Houston Texans, when Capers was again the head coach (2001-05) and Fangio came along as a defensive coordinator (2002-05).
- Bears quarterbacks coach Dave Ragone played quarterback in Houston from 2003-05 when Packers defensive coordinator Dom Capers was the Texans' head coach and Chicago defensive coordinator Vic Fangio served in the same capacity.
- Bears linebackers coach Glenn Pires was a defensive quality control coach for the Miami Dolphins from 2005-06, the same time Packers defensive coordinator Dom Capers was the club's special assistant to the head coach/defensive coordinator.
- Bears offensive assistant Ben McDaniels and Packers tight ends coach Brian Angelichio crossed paths in 2012-13 with the Tampa Bay Buccaneers when McDaniels was an offensive assistant and Angelichio worked with the tight ends.

- Bears assistant offensive line coach Ben Wilkerson was an offensive lineman for the Atlanta Falcons from 2007-08 when he crossed paths with Packers secondary/cornerbacks coach Joe Whitt Jr., who was an assistant defensive backs coach for the club in 2007.
- Chicago offensive coordinator Dowell Loggains was a quarterbacks coach with the Cleveland Browns in 2014 when he coached alongside Green Bay tight ends coach Brian Angelichio, who worked with tight ends at the time.
- Bears general manager Ryan Pace spent the first 13 years of his NFL front office career in the New Orleans Saints organization. There, he worked as a scouting assistant (2002-03), pro scout (2004-06), director of pro scouting (2007-12) and director of player of personnel. While with the Saints, Pace crossed paths with several members from the Packers front office and coaching staff: vice president of football administration/player finance Russ Ball (senior football administrator - 2002-05, vice president of football administration - 2006-07), head coach Mike McCarthy (offensive coordinator - 2000-04) and associate head/linebackers coach Winston Moss (linebackers coach 2000-05).
- Chicago director of college scouting Mark Sadowski was a combine scout (2000) and area scout (2001-05) for several years with the New Orleans Saints when he crossed paths with Green Bay special teams coordinator Ron Zook, who served as the club's defensive coordinator from 2000-01.

**Professional Connections**

- Bears defensive lineman Akiem Hicks (2012-15) and Packers offensive lineman Jahri Evans (2006-16) were teammates in New Orleans when the duo played for the Saints.
- Green Bay linebacker Ahmad Brooks played for the San Francisco 49ers from 2009-16 and crossed paths with several members of the Bears coaching staff: defensive coordinator Vic Fangio served in the same capacity from 2011-14, running backs coach Curtis Modkins was the team's offensive coordinator in 2016, defensive backs coach Ed Donatell was a secondary coach from 2011-14, defensive backs coach Roy Anderson was an assistant defensive backs coach in 2016 and assistant special teams coach Derius Swinton II was a special teams coordinator in 2016.



## CONNECTIONS

### College Connections

- Chicago quarterback Mark Sanchez (2006-08) and Green Bay linebacker Clay Matthews (2005-08) were teammates at the University of Southern California for three seasons.
- Bears linebacker Danny Trevathan (2008-11) and Packers wide receiver Randall Cobb (2008-10) were teammates for three seasons at the University of Kentucky.
- Chicago defensive lineman Roy Robertson-Harris (2012-15) and Green Bay running back Aaron Jones (2013-17) teamed up at the University of Texas at El Paso for three seasons.
- Bears linebacker Nick Kwiatkoski (2012-15) and Packers offensive lineman Adam Pankey (2013-16) were teammates at West Virginia for three seasons.
- Chicago running back Jordan Howard (2013-15) and Green Bay offensive lineman Jason Spriggs (2012-15) played alongside one another for three years at Indiana University.
- Bears defensive back Deon Bush (2012-15) and Packers punter Justin Vogel (2014-16) were teammates at the university of Miami for two years.

### Former Packers

- Chicago offensive lineman Josh Sitton played eight seasons for the Packers from 2008-15, only missing 10 games and starting 114-of-121 games played.

### Former Bears

- Packers offensive coordinator Edgar Bennett played his final NFL season in 1998 when he signed with Chicago for one year and led the Bears in rushing yards (611).
- Green Bay tight end Martellus Bennett played two seasons for the Bears in 2014-15, catching 155 passes for 1,675 yards and 11 touchdowns.

### Hometown Ties

- Packers president and ceo Mark Murphy was the director of athletics at Northwestern University from 2003-07.
- Green Bay special teams coordinator Ron Zook was a head coach at the University of Illinois from 2005-11.
- Packers defensive quality control coach Tim McGarigle was a linebackers coach at the University of Illinois in 2016.
- Green Bay defensive end Dean Lowry played collegiately at Northwestern University (2012-15).
- Packers wide receiver Geronimo Allison played collegiately at the University of Illinois (2014-15).
- Green Bay offensive lineman Bryan Bulaga is originally from Barrington, Ill.
- Chicago defensive back Deon Bush, Green Bay associate head coach Winston Moss and offensive lineman Justin McCray are all natives of Miami, Fla.



## GENERAL MANAGER RYAN PACE

Ryan Pace is in his third season as general manager of the Chicago Bears. He is the sixth general manager in franchise history after being hired on January 8, 2015.

Emphasizing synergy with the team's head coach, Pace's first move was to hire John Fox, one-of-six coaches in NFL history to lead two different teams to Super Bowl appearances, to lead the Chicago Bears coaching staff.

With the head coach in place, he went on to re-shape the team's football operations, bringing in the team's first sports science coordinator (Jenn Gibson) along with hiring a new head of strength and conditioning (Jason George) and head of athletic training (Nate Breske). On the personnel side he brought in Josh Lucas to serve as the director of player personnel, Champ Kelly as director of pro personnel and Joey Laine as director of football administration.

In Pace's first two seasons as Bears GM, five Bears players have been selected to the PFWA's All-Rookie team (Adrian Amos, Leonard Floyd, Eddie Goldman, Jordan Howard and Cody Whitehair), tied for the most in the NFL in that timeframe.

Despite finishing with a 3-13 record, there were signs of progress in Pace's goal to build a roster with a younger core group of players in his second outing. The Bears 2016 draft class tallied 3,390 offensive/defensive snaps which ranked 4th most in the NFL (CLE - 4,339; TEN - 3,512; IND - 3,509). Leading the way for the rookie class was RB Jordan Howard, who set a new Bears rookie record with 1,313 yards on the ground, and LB Leonard Floyd, who posted the third most sacks by a rookie in team history (7.0) despite missing four games due to injury.

In his first season overseeing Chicago's roster, Pace was tasked with turning over a Bears roster that ranked as one of the oldest in the NFL (average 27 years, 39 days old) and has trimmed that average to just over 25-years old. The Bears fielded a competitive team, improving by one game over their previous year's record, despite the youth movement. The 2015 Bears team was involved in 11 games decided by one score (5-6 record in those games) despite leading the NFL with nine rookie starters (three on offense, six on defense). The Bears defense improved from 30th in 2014 (377.1 yards per game) to 14th in 2015 (345.1 ypg) despite starting a league-most six rookie starters who combined for 41 starts, second most to the Saints 44 defensive rookie starts. Pace accomplished the task with just six draft picks, two of which were utilized on the defensive side of the ball (DL Eddie Goldman, 12 starts and DB Adrian Amos, 16 starts). Rounding out the rookie starters were undrafted free agents LB Jonathan Anderson (three starts), DB Bryce Callahan (three starts), DB Harold Jones-Quartey (four starts) and LB John Timu (three starts).

Pace began transitioning the team's roster in 2015 by adding impact veteran free agents such as linebackers Pernell McPhee and Sam Acho, defensive lineman Mitch Unrein and defensive back Tracy Porter on defense and wide receiver Eddie Royal offensively. That transformation continued during the 2016 offseason with the unrestricted free agent additions of LBs Jerrell Freeman and Danny Trevathan, DL Akiem Hicks, OL Bobby Massie and Ted Larsen and QB Brian Hoyer. In 2017, Pace added top free agent QB Mike Glennon, WR Markus Wheaton, DBs Prince Amukamara, Marcus Cooper and Quintin Demps and TE Dion Sims.

On the first day of the 2017 NFL Draft, Pace traded up (from third overall) to the second overall pick in order to select the player the Bears most coveted, QB Mitchell Trubisky. On Day Two, Pace recouped a few of those picks and also selected TE Adam Shaheen. The Bears closed out the draft by selecting DB Eddie Jackson (112th overall), RB Tarik Cohen (119th overall) and OL Jordan Morgan (147th overall).

Pace joined the Bears after spending 14 seasons (2001-14) as a member of the Saints organization, including 13 in the player personnel department. He spent the last two seasons (2013-14) with the Saints as director of player personnel. In that role, Pace helped manage the team's college and pro scouting operations, including all facets of scouting and evaluation of college and pro prospects along with New Orleans' roster.

Pace spent six seasons as the club's director of pro scouting (2007-12), which included overseeing the club's pro scouting staff. His duties involved recommending player acquisitions by evaluating the Saints roster and potential NFL free agents, monitoring all NFL transactions, researching possible trade op-







portunities, assessing player talent from other professional leagues and directing the advance scouting of future opponents. He also helped the Saints prepare for the NFL Draft following the regular season by assisting in the evaluation of top college prospects.

The Flower Mound, Texas native got his start in New Orleans' player personnel department as a scouting assistant in 2002, a role he held for two years before working as a pro scout from 2004-06. During that time he evaluated free agents and collegiate players entering the NFL Draft as well as scouted upcoming opponents. He joined the Saints in 2001 supporting the coordination of all game day, training camp and stadium operations.

Over Pace's 13 seasons in the New Orleans personnel department (2002-14), the Saints compiled a 115-93 (.553) record. Since 2006, the Saints reached the playoffs five times, won three division titles, played in two NFC Championship games (2006 and 2009) and won the franchise's first Super Bowl title (Super Bowl XLIV). The Saints pro scouting department helped build a Super Bowl championship club by using all avenues at their disposal: signing free agents QB Drew Brees, FB Heath Evans, LB Scott Fujita, CB Randall Gay, C Jonathan Goodwin, CB Jabari Greer, WR Lance Moore and DE Anthony Hargrove and trading for TE Jeremy Shockey, LB Jonathan Vilma, LB Scott Shanle and TE David Thomas. Pace has also worked to acquire players such as NT Brodrick Bunkley, G Ben Grubbs, LB Curtis Lofton and RB Darren Sproles. Over his last two seasons with the Saints their draft classes included regular starters LT Terron Armstead (2013, third round), WR Brandin Cooks (2014, first round), S Kenny Vaccaro (2013, first round) and WR Kenny Stills (2013, fifth round).

In 2008, he was selected by the club to attend the NFL's Stanford Business School's Executive Education Program for Managers. He was a part of the franchise in 2005 while the club dealt with immense adversity having to guide itself through several moves in base operations in the wake of Hurricane Katrina.

Pace played collegiately as a defensive end at Eastern Illinois (1995-99), serving as team captain as a senior, graduating with a bachelor's degree in marketing.

Pace and his wife, Stephanie, have a daughter, Cardyn.

#### BEARS DRAFT PICKS UNDER RYAN PACE

##### 2015 (April 30 - May 2)

1. White, Kevin, WR, West Virginia
2. Goldman, Eddie, DT, Florida State
3. Grasu, Hroniss, C, Oregon
4. Langford, Jeremy, RB, Michigan State
5. Amos, Adrian, S, Penn State
6. Fabulujje, Tayo, G, TCU

##### 2016 (April 28-30)

1. Floyd, Leonard, LB, Georgia
2. Whitehair, Cody, G, Kansas State
3. Bullard, Jonathan, DE, Florida
4. Kwiatkoski, Nick, LB, West Virginia
4. Bush, Deon, CB, Miami (Fla.)
4. Hall, Deiondre', CB, Northern Iowa
5. Howard, Jordan, RB, Indiana
6. Houston-Carson, DeAndre, S, William & Mary
7. Braverman, Daniel, WR, W. Michigan

##### 2017 (April 27-29)

1. Trubisky, Mitchell, QB, North Carolina
2. Shaheen, Adam, TE, Ashland
4. Jackson, Eddie, DB, Alabama
4. Cohen, Tarik, RB, North Carolina A&T
5. Morgan, Jordan, OL, Kutztown, Pa.





## HEAD COACH JOHN FOX

John Fox is in his third season with the Chicago Bears after being named the 15th head coach in franchise history on January 16, 2015.

Fox is in his 16th year as an NFL head coach with experience at Carolina (2002-10), Denver (2011-14) and Chicago (2015-16). As an NFL head coach, Fox has a 129-114 regular season record, six division titles, six double-digit win seasons and seven playoff appearances. In the postseason, Fox has amassed an 8-7 record as a head coach with three conference championship game appearances leading to two trips to the Super Bowl (XXXVIII with Carolina in 2003 and XLVIII with Denver in 2013). He is one of six coaches in NFL history to lead two different teams to Super Bowl appearances along with Don Shula, Bill Parcells, Dan Reeves, Dick Vermeil and Mike Holmgren. Fox ranks third among active NFL head coaches with 136 overall wins and his six seasons with at least 11 wins are third most among active head coaches.



Under Fox's tutelage as a head coach, coordinator and position coach, 42 players have earned a total of 77 Pro Bowl selections at 14 different positions during his coaching career. In 2016, running back Jordan Howard and guard Josh Sitton earned Pro Bowl honors.

Before coming to Chicago, Fox spent four seasons (2011-14) in Denver, guiding the Broncos to four division titles, joining Chuck Knox (L.A. Rams) as the only coaches in NFL history to lead their respective team to four division titles in their first four years with the franchise. Denver's regular season record of 46-18 (.719) was third-best in the NFL from 2011-14 and they were one of only three teams to win four division titles during that span along with Green Bay and New England. Denver had at least 12 wins in each of the previous three seasons (13-3 in 2012 and 2013 and 12-4 in 2014). Denver's 20-4 record against AFC West opponents during Fox's tenure was the best divisional record in the NFL. He guided the Broncos to an undefeated record in division play in 2012 and 2014 after the franchise had just one such season in team history.

Prior to his time with the Broncos, Fox spent nine years as head coach of the Carolina Panthers. He led the franchise to a 73-71 (.507) regular-season record, including three playoff appearances and two NFC South titles. The Panthers went 5-3 in the postseason under Fox, including four road playoff wins while appearing in two NFC Championship Games and earning the franchise's first Super Bowl appearance. The four playoff road victories are tied for fifth most in NFL history and tied for fourth most by a head coach with one team.

### JOHN FOX CAREER VS. NFL OPPONENTS

NFC Opponents	Reg.	Post.	Overall	AFC Opponents	Reg.	Post.	Overall
	<b>75-75</b>	<b>5-3</b>	<b>80-78</b>		<b>54-39</b>	<b>3-4</b>	<b>57-43</b>
<b>NFC North</b>	<b>16-18</b>	<b>1-0</b>	<b>17-18</b>	<b>AFC North</b>	<b>12-8</b>	<b>1-1</b>	<b>13-9</b>
Chicago	3-2	1-0	4-2	Baltimore	4-1	0-1	4-2
Detroit	5-4	0-0	5-4	Cincinnati	3-3	0-0	3-3
Green Bay	3-7	0-0	3-7	Cleveland	3-1	0-0	3-1
Minnesota	5-5	0-0	5-5	Pittsburgh	2-3	1-0	3-3
<b>NFC South</b>	<b>33-29</b>	<b>0-0</b>	<b>33-29</b>	<b>AFC South</b>	<b>6-13</b>	<b>0-1</b>	<b>6-14</b>
Atlanta	7-13	0-0	7-13	Houston	1-4	0-0	1-4
Carolina	1-0	0-0	1-0	Indianapolis	2-3	0-1	2-4
New Orleans	12-7	0-0	12-7	Jacksonville	2-2	0-0	2-2
Tampa Bay	13-9	0-0	13-9	Tennessee	1-4	0-0	1-4
<b>NFC East</b>	<b>8-19</b>	<b>3-0</b>	<b>11-19</b>	<b>AFC East</b>	<b>8-10</b>	<b>1-2</b>	<b>9-12</b>
Dallas	1-7	1-0	2-7	Buffalo	2-2	0-0	2-2
New York Giants	3-4	1-0	4-4	Miami	2-2	0-0	2-2
Philadelphia	1-5	1-0	2-5	New England	1-5	1-2	2-7
Washington	3-3	0-0	3-3	New York Jets	3-1	0-0	3-1
<b>NFC West</b>	<b>18-9</b>	<b>1-3</b>	<b>19-12</b>	<b>AFC West</b>	<b>28-8</b>	<b>1-0</b>	<b>29-8</b>
Arizona	8-2	0-1	8-3	Denver	1-2	0-0	1-2
San Francisco	5-1	0-0	5-1	Kansas City	10-1	0-0	10-1
Seattle	1-4	0-2	1-6	Oakland	9-2	0-0	9-2
St. Louis/LA	4-2	1-0	5-2	Los Angeles	8-3	1-0	9-3



## JOHN FOX'S CAREER HEAD COACHING RECORD

Year	Team	Regular Season Record	Postseason
2002	Carolina Panthers	7-9	
2003	Carolina Panthers	11-5	S.B. XXXVIII (3-1)
2004	Carolina Panthers	7-9	
2005	Carolina Panthers	11-5	NFC Champ. Game (2-1)
2006	Carolina Panthers	8-8	
2007	Carolina Panthers	7-9	
2008	Carolina Panthers	12-4	Playoffs (0-1)
2009	Carolina Panthers	8-8	
2010	Carolina Panthers	2-14	
2011	Denver Broncos	8-8	Playoffs (1-1)
2012	Denver Broncos	13-3	Playoffs (0-1)
2013	Denver Broncos	13-3	S.B. XLVIII (2-1)
2014	Denver Broncos	12-4	Playoffs (0-1)
2015	Chicago Bears	6-10	
2016	Chicago Bears	3-13	
2017	Chicago Bears	1-2	
<b>Carolina Totals</b>		<b>73-71 (.507)</b>	<b>5-3 (.625)</b>
<b>Denver Totals</b>		<b>46-18 (.719)</b>	<b>3-4 (.428)</b>
<b>Chicago Totals</b>		<b>10-25 (.285)</b>	<b>0-0</b>
<b>CAREER TOTALS</b>		<b>129-114 (.528)</b>	<b>8-7 (.533)</b>

## CHICAGO BEARS COORDINATORS/ASSISTANT COACHES



**Vic Fangio**  
Defensive  
Coordinator



**Dowell Loggains**  
Offensive  
Coordinator




**Jeff Rodgers**  
Special Teams  
Coordinator



**Roy Anderson**  
Assistant  
Defensive Backs



**Zach Azzanni**  
Wide Receivers



**Sean Desai**  
Defensive  
Quality Control



**Ed Donatell**  
Defensive Backs



**John Dunn**  
Offensive Assistant



**Ben McDaniels**  
Offensive Assistant



**Curtis Modkins**  
Running Backs



**Glen Pires**  
Linebackers



**Dave Ragone**  
Quarterbacks




**Jay Rodgers**  
Defensive Line



**Frank Smith**  
Tight Ends



**Brandon Staley**  
Outside Linebackers



**Derius Swinton II**  
Assistant  
Special Teams



**Jeremiah Washburn**  
Offensive Line



**Ben Wilkerson**  
Assistant  
Offensive Line



CHICAGO BEARS 2017 TRANSACTIONS

Date	Player	Transaction
<b>SEPTEMBER</b>		
9/23/2017	Tre McBride	cut
9/23/2017	John Timu	pract. squad add
9/21/2017	Tanner Gentry	pract. squad add
9/20/2017	D.J. Tialavea	pract. squad add
9/19/2017	Josh Rounds	pract. squad waive
9/19/2017	Mike Purcell	pract. squad add
9/19/2017	Tanner Gentry	cut
9/19/2017	DeAndre Houston-Carson	signed
9/12/2017	Rueben Randle	cut
9/12/2017	Mario Alford	pract. squad add
9/12/2017	Josh Rounds	pract. squad add
9/12/2017	Jonathan Anderson	signed
9/12/2017	Tanner Gentry	signed
9/9/2017	Akiem Hicks	contract extension
9/8/2017	Ka'Deem Carey	cut
9/8/2017	Connor Shaw	cut
9/6/2017	Lamarr Houston	cut
9/4/2017	John Jenkins	signed
9/4/2017	Cameron Lee	prac. squad add
9/4/2017	Chris Pronski	cut
9/4/2017	Ben Braunecker	prac. squad add
9/3/2017	Andrew DePaola	acquired from waiver
9/3/2017	Tre McBride	acquired from waiver
9/3/2017	John Timu	pract. squad add
9/3/2017	Dieugot Joseph	pract. squad add
9/3/2017	Isaiah Irving	pract. squad add
9/3/2017	DeAndre Houston-Carson	pract. squad add
9/3/2017	Brandon Greene	pract. squad add
9/3/2017	Tanner Gentry	pract. squad add
9/3/2017	Rashaad Coward	pract. squad add
9/3/2017	Jonathan Anderson	pract. squad add
9/3/2017	Taquan Mizzell	acquired from waiver
9/3/2017	Jeff Overbaugh	cut
9/3/2017	Jeremy Langford	cut
9/3/2017	Ben Braunecker	cut
9/2/2017	Johnthan Banks	cut
9/2/2017	Taylor Boggs	cut
9/2/2017	Victor Cruz	cut
9/2/2017	Jaye Howard Jr.	cut
9/2/2017	John Jenkins	cut
9/2/2017	Kelvin Sheppard	cut
9/2/2017	Dan Skuta	cut
9/2/2017	B.W. Webb	cut
9/2/2017	C.J. Wilson	cut
9/2/2017	Roberto Aguayo	cut
9/2/2017	Jonathan Anderson	cut
9/2/2017	Daniel Braverman	cut
9/2/2017	Rashaad Coward	cut
9/2/2017	Titus Davis	cut
9/2/2017	Tanner Gentry	cut
9/2/2017	Brandon Greene	cut
9/2/2017	DeAndre Houston-Carson	cut
9/2/2017	Alton Howard	cut
9/2/2017	Isaiah Irving	cut
9/2/2017	Harold Jones-Quartey	cut
9/2/2017	Dieugot Joseph	cut
9/2/2017	Mitchell Kirsch	cut
9/2/2017	Will Poehls	cut
9/2/2017	MyCole Pruitt	cut

Date	Player	Transaction
9/2/2017	Rashaad Reynolds	cut
9/2/2017	Cyril Richardson	cut
9/2/2017	Josh Rounds	cut
9/2/2017	Freddie Stevenson	cut
9/2/2017	John Timu	cut
9/2/2017	Connor Shaw	cut
9/2/2017	Ka'Deem Carey	Placed on IR
9/2/2017	Lamarr Houston	Placed on IR
9/2/2017	Cameron Meredith	Placed on IR
9/2/2017	Jordan Morgan	Placed on IR
9/2/2017	Chris Pronski	Placed on IR

**AUGUST**

8/29/2017	Alex Scarce	cut
8/29/2017	Kapron Lewis-Moore	cut
8/28/2017	Patrick Scales	cut
8/28/2017	Jeff Overbaugh	signed
8/23/2017	Charles Leno Jr.	contract extension
8/18/2017	Hendrick Ekpe	cut
8/18/2017	Kelvin Sheppard	signed
8/13/2017	Roberto Aguayo	acquired from waiver
8/9/2017	Joel Bouagnon	cut
8/7/2017	Andy Phillips	cut
8/7/2017	Brandon Greene	signed
8/7/2017	Alton Howard	signed
8/3/2017	Josh Rounds	signed

**JULY**

7/31/2017	Nick Becton	signed
7/19/2017	Mitchell Trubisky	signed

**MAY**

5/31/2017	Michael Burton	acquired from waiver
5/31/2017	Franko House	cut
5/30/2017	Jhajuan Seales	cut
5/25/2017	Victor Cruz	signed
5/19/2017	Adam Shaheen	signed
5/15/2017	Eddie Jackson	signed
5/14/2017	Titus Davis	signed
5/14/2017	Kermit Whitfield	cut
5/11/2017	Alex Scarce	signed
5/11/2017	Jhajuan Seales	signed
5/11/2017	Freddie Stevenson	signed
5/11/2017	Kermit Whitfield	signed
5/11/2017	Andy Phillips	signed
5/11/2017	Paul Lasike	cut
5/11/2017	Will Sutton	cut
5/11/2017	Eddie Royal	cut
5/11/2017	Cornelius Edison	cut
5/11/2017	Jordan Morgan	signed
5/11/2017	Joel Bouagnon	signed
5/11/2017	Rashaad Coward	signed
5/11/2017	Hendrick Ekpe	signed
5/11/2017	Mitchell Kirsch	signed
5/11/2017	Dieugot Joseph	signed
5/11/2017	Isaiah Irving	signed
5/11/2017	Franko House	signed
5/11/2017	Tanner Gentry	signed
5/11/2017	Tarik Cohen	signed
5/8/2017	Dan Skuta	signed



## CHICAGO BEARS 2017 TRANSACTIONS

<u>Date</u>	<u>Player</u>	<u>Transaction</u>
5/5/2017	Jay Cutler .....	retired
5/4/2017	Jaye Howard.....	signed
5/2/2017	Bradley Sowell .....	signed
5/1/2017	Bralon Addison .....	cut
5/1/2017	Dres Anderson .....	cut
5/1/2017	De'Vante Bausby .....	cut
5/1/2017	David Cobb.....	cut
5/1/2017	Jacoby Glenn .....	cut
5/1/2017	Justin Perillo .....	cut
5/1/2017	Taylor Boggs .....	signed
<b>APRIL</b>		
4/17/2017	Bryce Callahan .....	contract extension
4/15/2017	Sam Acho .....	contract extension
4/10/2017	Tracy Porter.....	cut
4/5/2017	B.W. Webb .....	signed
<b>MARCH</b>		
3/31/2017	Ego Ferguson.....	cut
3/23/2017	Deonte Thompson.....	contract extension
3/23/2017	Mark Sanchez .....	signed
3/21/2017	Benny Cunningham .....	signed
3/20/2017	Chris Prosinski .....	contract extension
3/20/2017	C.J. Wilson .....	contract extension
3/17/2017	John Jenkins.....	signed
3/14/2017	Connor Barth .....	contract extension
3/12/2017	Tom Compton .....	signed
3/12/2017	Kendall Wright.....	signed
3/11/2017	Marcus Cooper .....	signed
3/11/2017	Christian Jones.....	contract extension
3/11/2017	Johnthan Banks .....	contract extension
3/10/2017	Prince Amukamara .....	signed
3/10/2017	Dion Sims .....	signed
3/10/2017	Markus Wheaton .....	signed
3/10/2017	Mike Glennon.....	signed
3/9/2017	Quintin Demps .....	signed
3/9/2017	Jay Cutler .....	cut
3/6/2017	Daniel Brown .....	contract extension
3/4/2017	Patrick Scales .....	contract extension
3/4/2017	Connor Shaw .....	contract extension
<b>FEBRUARY</b>		
2/17/2017	Amini Silatolu.....	signed
2/15/2017	Eric Kush.....	contract extension
2/10/2017	Justin Perillo .....	signed
2/7/2017	Roy Robertson-Harris.....	reinstated
<b>JANUARY</b>		
1/10/2017	Rueben Randle .....	signed
1/9/2017	Josh Shirley .....	cut
1/6/2017	Kapron Lewis-Moore .....	active/prac. squad
1/3/2017	Cyril Richardson .....	signed
1/3/2017	Will Poehls .....	signed
1/3/2017	Jacoby Glenn .....	signed
1/3/2017	Cornelius Edison.....	signed
1/3/2017	David Cobb.....	signed
1/3/2017	De'Vante Bausby .....	signed
1/3/2017	Dres Anderson.....	signed
1/3/2017	Rashaad Reynolds.....	signed



# CHICAGO BEARS GAME RELEASE

## ALPHABETICAL ROSTER

No.	Name	Pos	Ht	Wt	Age	Exp	College	Hometown
93	Acho, Sam	LB	6-3	259	29	7	Texas	Dallas, Texas
38	Amos, Adrian	DB	6-0	214	24	3	Penn State	Baltimore, Md.
20	Amukamara, Prince	DB	6-0	204	28	7	Nebraska	Glendale, Ari.
58	Anderson, Jonathan	LB	6-1	237	25	3	TCU	Corpus Christi, Texas
4	Barth, Connor	K	5-11	204	31	8	North Carolina	Wilmington, N.C.
15	Bellamy, Joshua	WR	6-0	208	28	3	Louisville	St. Petersburg, Fla.
85	Brown, Daniel	TE	6-5	247	25	3	James Madison	Windsor, Virginia
90	Bullard, Jonathan	DL	6-3	296	23	2	Florida	Shelby, N.C.
46	Burton, Michael	FB	6-0	240	25	3	Rutgers	Long Valley, N.J.
26	Bush, Deon	DB	6-0	205	24	2	Miami (Fla.)	Miami, Fla.
37	Callahan, Bryce	DB	5-9	188	25	3	Rice	Cypress, Texas
29	Cohen, Tarik	RB	5-6	181	22	R	North Carolina A&T	Bunn, N.C.
76	Compton, Tom	OL	6-5	313	28	5	South Dakota	Rosemont, Minn.
31	Cooper, Sr., Marcus	DB	6-2	197	27	5	Rutgers	Hartford, Conn.
30	Cunningham, Benny	RB	5-10	218	27	5	Middle Tennessee State	Nashville, Tenn.
21	Demps, Quintin	DB	5-11	216	32	9	UTEP	San Antonio, Texas
49	DePaola, Andrew	LS	6-2	230	30	4	Rutgers	Parkton, Md.
94	Floyd, Leonard	LB	6-4	251	25	2	Georgia	Atlanta, Ga.
23	Fuller, Kyle	DB	5-11	190	25	4	Virginia Tech	Baltimore, Md.
8	Glennon, Mike	QB	6-6	229	27	5	North Carolina State	Centreville, Va.
91	Goldman, Eddie	DL	6-4	320	23	3	Florida State	Washington, D.C.
55	Grasu, Hroniss	OL	6-3	301	26	3	Oregon	Northridge, Calif.
96	Hicks, Akiem	DL	6-5	332	27	6	Regina	Elk Grove, Calif.
36	Houston-Carson, DeAndre	DB	6-1	205	24	2	William & Mary	Woodford, Va.
24	Howard, Jordan	RB	6-0	224	22	2	Indiana	Birmingham, Ala.
39	Jackson, Eddie	DB	6-0	202	23	R	Alabama	Lauderdale Lakes, Fla.
73	Jenkins, John	DL	6-3	327	28	5	Georgia	Meriden, Conn.
52	Jones, Christian	LB	6-3	245	26	4	Florida State	Winter Park, Fla.
44	Kwiatkoski, Nick	LB	6-2	242	24	2	West Virginia	Bethel Park, Penn.
22	LeBlanc, Cre'Von	DB	5-11	190	23	2	Florida Atlantic	Palm Beach, Fla.
72	Leno, Jr., Charles	OL	6-3	306	25	4	Boise State	Oakland, Calif.
75	Long, Kyle	OL	6-6	316	28	5	Oregon	Ivy, Va.
70	Massie, Bobby	OL	6-6	317	28	6	Mississippi	Lynchburg, Va.
27	McManis, Sherrick	DB	6-1	193	29	8	Northwestern	Peoria, Ill.
92	McPhee, Pernel	LB	6-3	269	28	7	Mississippi State	Pahokee, Fla.
86	Miller, Zach	TE	6-5	245	32	7	Nebraska-Omaha	Wahoo, Neb.
33	Mizzell, Taquan	RB	5-10	185	23	R	Virginia	Virginia Beach, Va.
16	O'Donnell, Pat	P	6-4	217	26	4	Miami (Fla.)	Lake Worth, Fla.
95	Robertson-Harris, Roy	DL	6-7	294	24	1	UTEP	Oakland, Calif.
6	Sanchez, Mark	QB	6-2	232	30	9	USC	Mission Viejo, Calif.
87	Shaheen, Adam	TE	6-6	270	22	R	Ashland	Galena, Ohio
88	Sims, Dion	TE	6-4	268	26	5	Michigan State	Detroit, Mich.
71	Sitton, Josh	OL	6-3	320	31	10	UCF	Pensacola, Fla.
79	Sowell, Bradley	OL	6-7	312	28	6	Mississippi	Hernando, Miss.
14	Thompson, Deonte	WR	6-0	204	28	5	Florida	Belle Glade, Fla.
53	Timu, John	LB	6-0	246	25	3	Washington	Long Beach, Calif.
59	Trevathan, Danny	LB	6-1	239	27	6	Kentucky	Youngstown, Ohio
10	Trubisky, Mitchell	QB	6-3	222	23	R	North Carolina	Mentor, Ohio
98	Unrein, Mitch	DL	6-4	301	30	7	Wyoming	Eaton, Colo.
12	Wheaton, Markus	WR	5-11	185	26	5	Oregon State	Phoenix, Ariz.
65	Whitehair, Cody	OL	6-4	310	25	2	Kansas State	Kearney, Neb.
13	Wright, Kendall	WR	5-10	185	27	6	Baylor	Mount Pleasant, Texas
97	Young, Willie	LB	6-4	259	32	8	North Carolina State	Palm Beach Gardens, Fla.

### RESERVE / INJURED

50	Freeman, Jerrell	LB	6-0	235	31	6	Mary Hardin-Baylor	Waco, Texas
32	Hall, Deiondre'	DB	6-2	206	23	2	Northern Iowa	Blue Springs, Mo.
64	Kush, Eric	OL	6-4	317	28	5	California (PA)	Bridgeville, Penn.
81	Meredith, Cameron	WR	6-3	207	25	3	Illinois State	Westchester, Ill.
67	Morgan, Jordan	OL	6-4	311	23	R	Kutztown	Philadelphia, Pa.
48	Scales, Patrick	LS	6-4	239	29	2	Utah State	Louisville, Ky.
11	White, Kevin	WR	6-3	216	25	3	West Virginia	Plainfield, N.J.

### PRACTICE SQUAD

83	Alford, Mario	WR	5-8	177	25	3	West Virginia	Greenville, Ga.
84	Braunecker, Ben	TE	6-4	252	23	2	Harvard	Ferdinand, Ind.
69	Coward, Rashaad	DL	6-6	320	22	R	Old Dominion	Brooklyn, N.Y.
19	Gentry, Tanner	WR	6-2	209	22	R	Wyoming	Aurora, Colo.
60	Greene, Brandon	OL	6-5	295	23	R	Alabama	Ellenwood, Ga.
47	Irving, Isaiah	LB	6-3	254	23	R	San Jose State	Vacaville, Calif.
63	Lee, Cameron	OL	6-5	312	23	R	Illinois State	Danville, Ill.
68	Purcell, Mike	DL	6-3	328	26	3	Wyoming	Highlands Ranch, Colo.
74	Tialavea, D.J.	OL	6-4	260	26	1	Utah State	Salt Lake City, Utah



## NUMERICAL ROSTER

No	Name	Pos	Ht	Wt	Age	Exp	College	Acquired
4	Connor Barth	K	5-11	204	31	8	North Carolina	WFA-16 (NO)
6	Mark Sanchez	QB	6-2	232	30	9	USC	UFA-17 (DAL)
8	Mike Glennon	QB	6-6	229	27	5	North Carolina State	UFA-17 (TB)
10	Mitchell Trubisky	QB	6-3	222	23	R	North Carolina	D1-17
12	Markus Wheaton	WR	5-11	185	26	5	Oregon State	UFA-17 (PIT)
13	Kendall Wright	WR	5-10	185	27	6	Baylor	UFA-17 (TEN)
14	Deonte Thompson	WR	6-0	204	28	5	Florida	WFA-15 (BUF)
15	Joshua Bellamy	WR	6-0	208	28	3	Louisville	WC-14 (WAS)
16	Pat O'Donnell	P	6-4	217	26	4	Miami (Fla.)	D6b-14
20	Prince Amukamara	DB	6-0	204	28	7	Nebraska	UFA-17 (JAX)
21	Quintin Demps	DB	5-11	216	32	9	UTEP	UFA-17 (HOU)
22	Cre'Von LeBlanc	DB	5-11	190	23	2	Florida Atlantic	WC-16 (NE)
23	Kyle Fuller	DB	5-11	190	25	4	Virginia Tech	D1-14
24	Jordan Howard	RB	6-0	224	22	2	Indiana	D5-16
26	Deon Bush	DB	6-0	205	24	2	Miami (Fla.)	D4b-16
27	Sherrick McManis	DB	6-1	193	29	8	Northwestern	TR-12 (HOU)
29	Tarik Cohen	RB	5-6	181	22	R	North Carolina A&T	D4b-17
30	Benny Cunningham	RB	5-10	218	27	5	Middle Tennessee State	UFA-17 (LAR)
31	Marcus Cooper Sr.	DB	6-2	197	27	5	Rutgers	UFA-17 (ARZ)
33	Taquan Mizzell	RB	5-10	185	23	R	Virginia	WC-17 (BAL)
36	DeAndre Houston-Carson	DB	6-1	205	24	2	William & Mary	D6-16
37	Bryce Callahan	DB	5-9	188	25	3	Rice	UnFA-15
38	Adrian Amos	DB	6-0	214	24	3	Penn State	D5-15
39	Eddie Jackson	DB	6-0	202	23	R	Alabama	D4a-17
44	Nick Kwiatkoski	LB	6-2	242	24	2	West Virginia	D4a-16
46	Michael Burton	FB	6-0	240	25	3	Rutgers	WFA-17 (DET)
49	Andrew DePaola	LS	6-2	230	30	4	Rutgers	WC-17 (TB)
52	Christian Jones	LB	6-3	245	26	4	Florida State	UnFA-14
53	John Timu	LB	6-0	246	25	3	Washington	UnFA-15
55	Hroniss Grasu	OL	6-3	301	26	3	Oregon	D3-15
58	Jonathan Anderson	LB	6-1	237	25	3	TCU	UnFA-15
59	Danny Trevathan	LB	6-1	239	27	6	Kentucky	UFA-16 (DEN)
65	Cody Whitehair	OL	6-4	310	25	2	Kansas State	D2-16
70	Bobby Massie	OL	6-6	317	28	6	Mississippi	UFA-16 (ARZ)
71	Josh Sitton	OL	6-3	320	31	10	UCF	WFA-16 (GB)
72	Charles Leno Jr.	OL	6-3	306	25	4	Boise State	D7-14
73	John Jenkins	DL	6-3	327	28	5	Georgia	UFA-17 (SEA)
75	Kyle Long	OL	6-6	316	28	5	Oregon	D1-13
76	Tom Compton	OL	6-5	313	28	5	South Dakota	UFA-17 (ATL)
79	Bradley Sowell	OL	6-7	312	28	6	Mississippi	UFA-17 (SEA)
85	Daniel Brown	TE	6-5	247	25	3	James Madison	WFA-16 (BAL)
86	Zach Miller	TE	6-5	245	32	7	Nebraska-Omaha	WFA-13 (TB)
87	Adam Shaheen	TE	6-6	270	22	R	Ashland	D2-17
88	Dion Sims	TE	6-4	268	26	5	Michigan State	UFA-17 (MIA)
90	Jonathan Bullard	DL	6-3	296	23	2	Florida	D3-16
91	Eddie Goldman	DL	6-4	320	23	3	Florida State	D2-15
92	Pernell McPhee	LB	6-3	269	28	7	Mississippi State	UFA-15 (BAL)
93	Sam Acho	LB	6-3	259	29	7	Texas	UFA-15 (ARZ)
94	Leonard Floyd	LB	6-4	251	25	2	Georgia	D1-16
95	Roy Robertson-Harris	DL	6-7	294	24	1	UTEP	UnFA-16
96	Akiem Hicks	DL	6-5	332	27	6	Regina	UFA-16 (NE)
97	Willie Young	LB	6-4	259	32	8	North Carolina State	UFA-14 (DET)
98	Mitch Unrein	DL	6-4	301	30	7	Wyoming	WFA-15 (SD)
<b>RESERVE / INJURED</b>								
11	Kevin White	WR	6-3	216	25	3	West Virginia	D1-15
32	Deiondre' Hall	DB	6-2	206	23	2	Northern Iowa	D4c-16
48	Patrick Scales	LS	6-4	239	29	2	Utah State	WFA-15 (BAL)
50	Jerrell Freeman	LB	6-0	235	31	6	Mary Hardin-Baylor	UFA-16 (IND)
64	Eric Kush	OL	6-4	317	28	5	California (PA)	WC-16 (LA)
67	Jordan Morgan	OL	6-4	311	23	R	Kutztown	D5-17
81	Cameron Meredith	WR	6-3	207	25	3	Illinois State	UnFA-16
<b>PRACTICE SQUAD</b>								
19	Tanner Gentry	WR	6-2	209	22	R	Wyoming	UnFA-17
47	Isaiah Irving	LB	6-3	254	23	R	San Jose State	UnFA-17
60	Brandon Greene	OL	6-5	295	23	R	Alabama	UnFA-17
63	Cameron Lee	OL	6-5	312	23	3	Illinois State	WFA-17 (CIN)
68	Mike Purcell	DL	6-3	328	26	3	Wyoming	WFA-17 (LAR)
69	Rashaad Coward	DL	6-6	320	22	R	Old Dominion	UnFA-17
74	D.J. Tialavea	OL	6-4	260	26	1	Utah State	WFA-17 (ATL)
83	Mario Alford	WR	5-8	177	25	3	West Virginia	WFA-17 (CLE)
84	Ben Braunecker	TE	6-4	252	23	2	Harvard	UnFA-16



UNOFFICIAL DEPTH CHART

OFFENSE

Table listing offensive players: WR 13 Kendall Wright, TE 88 Dion Sims, RT 70 Bobby Massie, RG 71 Josh Sitton, C 65 Cody Whitehair, LG 75 Kyle Long, LT 72 Charles Leno Jr., QB 8 Mike Glennon, RB 24 Jordan Howard, WR 14 Deonte Thompson, FB 46 Michael Burton, 18 Tre McBride III, 86 Zach Miller, 76 Tom Compton, 65 Cody Whitehair, 55 Hroniss Grasu, 76 Tom Compton, 79 Bradley Sowell, 10 Mitchell Trubisky, 6 Mark Sanchez, 29 Tarik Cohen, 30 Benny Cunningham, 12 Markus Wheaton, 15 Joshua Bellamy, 85 Daniel Brown, 33 Taquan Mizzell

DEFENSE

Table listing defensive players: DE 96 Akiem Hicks, NT 91 Eddie Goldman, DE 98 Mitch Unrein, OLB 97 Willie Young, ILB 44 Nick Kwiatkoski, ILB 59 Danny Trevathan, OLB 94 Leonard Floyd, CB 20 Prince Amukamara, S 21 Quintin Demps, S 39 Eddie Jackson, CB 31 Marcus Cooper Sr., 95 Roy Robertson-Harris, 73 John Jenkins, 90 Jonathan Bullard, 92 Pernell McPhee, 52 Christian Jones, 53 John Timu, 58 Jonathan Anderson, 93 Sam Acho, 37 Bryce Callahan, 22 Cre'Von LeBlanc, 26 Deon Bush, 36 DeAndre Houston-Carson, 38 Adrian Amos, 23 Kyle Fuller, 27 Sherrick McManis

SPECIAL TEAMS

Table listing special teams players: P 16 Pat O'Donnell, K 4 Connor Barth, LS 49 Andrew DePaola, H 16 Pat O'Donnell, KR 14 Deonte Thompson, PR 29 Tarik Cohen, 30 Benny Cunningham, 29 Tarik Cohen, 39 Eddie Jackson, 37 Bryce Callahan, 39 Eddie Jackson, 22 Cre'Von LeBlanc

Underline denotes rookie

PRONUNCIATION GUIDE

PLAYERS

Table listing player pronunciations: Adrian Amos.....A-miss, Prince Amukamara.....ah-MOO-kah-MAIR-rah, Tarik Cohen.....Tuh-REEK, Andrew DePaola.....de-PAUL-a (like DePaul), Hroniss Grasu.....huh-ROW-niss grass-uu, Akiem Hicks.....ah-KEEM, Nick Kwiatkoski.....kwit-KOW-skee, Cre'Von LeBlanc.....KRAY-von luh-BLONK, Sherrick McManis.....SHARE-rick mick-MAN-us, Adam Shaheen.....shuh-HEEN, Bradley Sowell.....SO-wool, Deonte Thompson.....dee-ON-tay, Danny Trevethan.....trev-A-than, Mitch Unrein.....Un-Rhine

COACHES

Table listing coach pronunciations: Sean Desai.....d-sigh, Vic Fangio.....fan-geo, Dowell Loggains.....dowel LOG-ins, Glenn Pires.....rhymes with tires





## HOW THE 2017 BEARS WERE BUILT

(as of September 25, 2017)

<u>Year</u>	<u>Draft (18)</u>	<u>Free Agents (25)</u>	<u>College Free Agents (4)</u>	<u>Trade* /Waiver (6)</u>
2017 (19)	(1) Mitchell Trubisky (2) Adam Shaheen (4a) Eddie Jackson (4b) Tarik Cohen	Mike Glennon Markus Wheaton Kendall Wright John Jenkins Prince Amukamara Qunitin Demps Marcus Cooper Sr. Benny Cunningham Tom Compton Bradley Sowell Dion Sims Mark Sanchez Michael Burton		Andrew DePaola Taquan Mizzell
2016 (16)	(1) Leonard Floyd (2) Cody Whitehair (3) Jonathan Bullard 4a) Nick Kwiatkowski (4b) Deon Bush (5) Jordan Howard	Akiem Hicks Connor Barth Danny Trevathan Bobby Massie Josh Sitton Daniel Brown	Roy Robertson-Harris Jonathan Anderson	Cre'Von LeBlanc John Timu
2015 (8)	(2) Eddie Goldman (3) Hroniss Grasu (5) Adrian Amos	Deonte Thompson Sam Acho Mitch Unrein Pernell McPhee	Bryce Callahan	
2014 (7)	(1) Kyle Fuller (6a) Pat O'Donnell (6) DeAndre Houston-Carson (7) Charles Leno Jr.	Willie Young	Christian Jones	Josh Bellamy
2013 (2)	(1) Kyle Long	Zach Miller		
2012 (1)				Sherrick McManis*

## PRACTICE SQUAD

<u>Name</u>	<u>Acquired</u>
Tanner Gentry.....	UnFA-17
Isaiah Irving.....	UnFA-17
Brandon Greene.....	UnFA-17
Cameron Lee.....	WFA-17
Rashaad Coward.....	UnFA-17
Mario Alford.....	WFA-17
Ben Braunecker.....	UnFA-17
D.J. Tialavea.....	WFA-17
Mike Purcell.....	WFA-17

## RESERVE / INJURED

<u>Name</u>	<u>Acquired</u>
Kevin White .....	D1-15
Deiondre' Hall.....	D4c-16
Patrick Scales .....	WFA-15
Jerrell Freeman .....	UFA-16
Eric Kush .....	WC-16
Jordan Morgan .....	D5-17
Cameron Meredith .....	UnFA-16

**THE LAST TIME ...****TEAM****Won in Overtime:**

- By BEARS – 9/24/2017 vs. Pittsburgh (23-17)
- By Opp. – 12/6/2015 vs. San Francisco (26-20)

**Won in Regulation by Scoring Go-Ahead Points in the Last 2 Minutes**

- By BEARS – 10/11/2015 at KC (18-17, M. Forte 7-yd TD pass from J. Cutler with :18 remaining)
- By Opp. – 12/19/2016 vs. GB (30-27, M. Crosby 32-yd FG with 0:00 remaining)

**Sent Game to Overtime by Scoring in the Last Two Minutes of Regulation**

- By BEARS – 10/18/2014 at Detroit (R. Gould 29-yd FG with :00 remaining; DET won 37-34 in OT)
- By Opp. – 12/6/2015 vs. SF (B. Gabbert 44-yd run/P.Dawson kick with 1:42 remaining; SF won 26-20 in OT)

**Shutout**

- By BEARS – 11/18/2010 at Miami (16-0)
- By Opp. – 9/27/2015 at Seattle (26-0)

**Did Not Allow Opponent to Score a Touchdown (non-shutout)**

- By BEARS – 12/5/2016 vs. San Francisco (held San Francisco to 2 FGs; 26-6 CHI)
- By Opp. – 12/28/2014 at Minnesota (held Chicago to 3 FGs; 13-9 MIN)

**Won By 20-or-More Points**

- By BEARS – 12/5/2016 vs. San Francisco (20 points; 26-6)
- By Opp. – 9/17/2017 at Tampa Bay (22 points; 29-7)

**Won Game After Trailing by 20-or-More Points**

- By BEARS – 10/16/2006 at Arizona (24-23 after trailing 20-0 and 23-3)
- By Opp. – 11/10/2002 vs. New England (33-30 after trailing 27-6)

**Won After Trailing at End of the 1st Quarter**

- By BEARS – 12/27/2015 at Tampa Bay (26-21 after trailing 7-0)
- By Opp. – 12/11/2016 at Detroit (20-17 after trailing 3-0)

**Won After Trailing at Halftime**

- By BEARS – 11/9/2015 at San Diego (22-19 after trailing 16-7)
- By Opp. – 11/20/2016 vs. New York Giants (22-16 after trailing 16-9)

**Won After Trailing at End of the 3rd Quarter**

- By BEARS – 12/27/2015 at Tampa Bay (26-21 after trailing 14-13)
- By Opp. – 10/16/2016 vs. Jacksonville (17-16 after trailing 13-0)

**Won After Trailing By 10-Plus Points in 4th Quarter**

- By BEARS – 10/11/2015 at Kansas City (18-17 after trailing by 11, 17-6)
- By Opp. – 10/16/2016 vs. Jacksonville (17-16 after trailing by 13, 13-0)

**Scored 20 or More Points in a Quarter**

- By BEARS – 12/4/2014 vs. Dallas (21 in 4th quarter; 41-28 DAL)
- By Opp. – 12/4/2014 vs. Dallas (21 in 3rd quarter; 41-28 DAL)

**Scored 30 or More Points in a Half**

- By BEARS – 11/4/2012 at Tennessee (31 in 1st half; 51-20 CHI)
- By Opp. – 11/9/2014 at Green Bay (42 in 1st half; 55-14 GB)

**Scored Touchdowns on Offense and Defense**

- By BEARS – 12/11/2016 at Detroit (1 offense; 1 defense; 20-17 DET)
- By Opp. – 9/17/2017 at Tampa Bay (2 offense; 1 defense; 29-7 TB)

**Scored Touchdowns on Offense, Defense and Special Teams**

- By BEARS – 11/4/2012 at Tennessee (4 offense; 1 defense; 1 special teams; 51-20 CHI)
- By Opp. – 9/20/2015 vs. Arizona (5 offense; 1 defense; 1 special teams; 48-23 ARZ)



## THE LAST TIME ...

### Won on Monday Night Football

By BEARS – 10/31/2016 vs. Minnesota (20-10 on ESPN's Monday Night Football)  
By Opp. – 9/19/2016 vs. Philadelphia (29-14 on ESPN's Monday Night Football)

### Won on Sunday Night Football

By BEARS – 9/14/2014 at San Francisco (28-20 on NBC's Sunday Night Football)  
By Opp. – 9/25/2016 at Dallas (29-14 on NBC's Sunday Night Football)

### Won on Thursday Night Football

By BEARS – 11/26/2015 at Green Bay (17-13 CHI on NBC's Thursday Night Football)  
By Opp. – 10/20/2016 at Green Bay (26-10 on NFLN's Thursday Night Football)

### No Turnovers

By BEARS – 9/10/2017 vs. Atlanta (ATL 23-17)  
By Opp. – 9/10/2017 vs. Atlanta (ATL 23-17)

## OFFENSE

### Touchdown Scored on First Offensive Possession to Start Game

By BEARS – 11/20/2016 at N.Y. Giants (Z. Miller 19-yd pass from J. Cutler; 22-16 NYG)  
By Opp. – 1/1/2017 vs. Minnesota (J. McKinnon 16-yd pass from S. Bradford; 38-10 MIN)

### Touchdown Scored on First Offensive Possession of 2nd Half

By BEARS – 12/4/2016 vs. San Francisco (J. Howard 2-yd run; 26-6 CHI)  
By Opp. – 12/24/2016 vs. Washington (K. Cousins 1-yd run; 41-21 WAS)

### No Sacks Allowed

By BEARS – 11/27/2016 vs. Tennessee  
By Opp. – 1/1/2017 at Minnesota

### No Turnovers and No Sacks Allowed

By BEARS – 10/10/2013 vs. N.Y. Giants  
By Opp. – 12/24/2016 vs. Washington

### Successful Two-Point Conversion

By BEARS – 11/9/2015 at San Diego (J. Langford run)  
By Opp. – 10/2/2016 vs. Detroit (G. Tate pass from M. Stafford)

### Failed Two-Point Conversion

By BEARS – 11/22/2015 vs. Denver (run failed)  
By Opp. – 12/29/2013 vs. Green Bay (pass failed)

### 500-or-More Total Net Yards of Offense

By BEARS – 10/9/2016 at Indianapolis (522; 125 rushing, 397 passing)  
By Opp. – 10/18/2015 at Detroit (546; 155 rushing, 391 passing)

### 400-or-More Total Net Yards of Offense

By BEARS – 12/24/2016 vs. Washington (458; 140 rushing, 323 passing)  
By Opp. – 12/24/2016 vs. Washington (478; 208 rushing, 278 passing)

### 300-or-More Net Rushing Yards by Team

By BEARS – 9/9/1984 vs. Denver (302 yds on 50 carries, 2 TDs)  
By Opp. – 10/14/2007 vs. Minnesota (311 yds on 43 carries, 3 TDs)

### 200-or-More Net Rushing Yards by Team

By BEARS – 9/24/2017 vs. Pittsburgh (220 on 38 carries, 2 TDs)  
By Opp. – 12/24/2016 vs. Washington (208 yards on 35 carries, 4 TDs)

### Individual 200-Yard Rushing Game

By BEARS – 10/2/2011 vs. Carolina (Matt Forte, 205 yds on 25 carries, TD)  
By Opp. – 12/1/2013 at Minnesota (Adrian Peterson, 211 yds on 35 carries, 0 TDs)

**THE LAST TIME ...****Individual 150-Yard Rushing Game**

By BEARS – 10/31/2016 vs. Minnesota (Jordan Howard, 153 yds on 26 carries, 1 TD)  
By Opp. – 12/18/2016 vs. Green Bay (Ty Montgomery, 162 yds on 16 carries, 2 TDs)

**Individual 100-Yard Rushing Game**

By BEARS – 9/24/2017 vs. Pittsburgh (Jordan Howard, 138 yds on 23 carries, 2 TDs)  
By Opp. – 12/18/2016 vs. Green Bay (Ty Montgomery, 162 yds on 16 carries, 2 TDs)

**Two 100-Yard Rushers in the Same Game**

By BEARS – 11/10/1985 vs. Detroit (207 total; Walter Payton - 105, Matt Suhey - 102)  
By Opp. – 12/22/2013 at Philadelphia (248 total; LeSean McCoy - 133, Bryce Brown - 115)

**Consecutive 100-Yard Rushing Games**

By BEARS – 12/24/2016 vs. WAS & 1/1/2017 at MIN (Jordan Howard; 119 vs. WAS, 135 at MIN)  
By Opp. – 12/1/2013 at MIN & 12/9/2013 vs. DAL (A. Peterson, MIN - 211; D. Murray, DAL - 146)

**Combined 200-Yards Rushing by Two Players (Non 200-Yard rusher, top 2 rushers)**

By BEARS – 9/24/2017 vs. Pittsburgh (216 total; Jordan Howard - 138 and Tarik Cohen - 78)  
By Opp. – 12/18/2016 vs. Green Bay (207 total; Ty Montgomery - 162, C. Michael - 45)

**60 Team Rushing Attempts**

By BEARS – 11/8/1981 at Kansas City (61 for 201 yards, 0 TDs)  
By Opp. – Never

**50 Team Rushing Attempts**

By BEARS – 9/25/1988 at Green Bay (51 for 252 yards, 3 TDs)  
By Opp. – 10/30/1988 at New England (54 for 185 yards, 0 TDs)

**40 Team Rushing Attempts**

By BEARS – 12/4/2016 vs. San Francisco (40 for 142 yards, 3 TDs)  
By Opp. – 9/25/2016 at Dallas (41 for 199 yards, 3 TDs)

**Individual 40 Rushing Attempts**

By BEARS – 11/20/1977 vs. Minnesota (Walter Payton, 40 for 275 yards, 1 TD)  
By Opp. – Never

**Individual 30 Rushing Attempts**

By BEARS – 12/4/2016 vs. San Francisco (Jordan Howard, 32 for 117 yards, 3 TDs)  
By Opp. – 9/25/2016 at Dallas (Ezekiel Elliott, 30 for 140 yards, 0 TDs)

**Individual 20 Rushing Attempts**

By BEARS – 9/24/2017 vs. Pittsburgh (Jordan Howard, 23 for 138 yards, 2 TDs)  
By Opp. – 11/20/2016 at N.Y. Giants (Rashad Jennings, 21 for 85 yards, 1 TDs)

**Rushing Play of 75-Plus Yards**

By BEARS – 11/27/1988 vs. Green Bay (Neal Anderson, 80-yard TD run)  
By Opp. – 11/4/2012 at Tennessee (Chris Johnson, 80-yard TD run)

**Rushing Play of 50-Plus Yards**

By BEARS – 10/31/2016 vs. Minnesota (Jordan Howard, 69-yard run)  
By Opp. – 12/24/2016 vs. Washington (M. Brown, 61-yard TD run)

**Rushing Play of 25-Plus Yards**

By BEARS – 9/24/2017 vs. Pittsburgh (Tarik Cohen, 36-yard run)  
By Opp. – 1/1/2017 at Minnesota (J. McKinnon, 36-yard run)

**3-Plus Rushing Touchdowns by Team**

By BEARS – 12/4/2016 vs. San Francisco (3, Jordan Howard - 3)  
By Opp. – 12/24/2016 vs. Washington (4, K. Cousins - 2, M. Brown - 1, C. Thompson - 1)



## THE LAST TIME ...

### 3-Plus Rushing Touchdowns by Individual

By BEARS – 12/4/2016 vs. San Francisco (Jordan Howard, 3)  
By Opp. – 10/20/2013 at Washington (Roy Helu, 3)

### 2-Plus Rushing Touchdowns by Individual

By BEARS – 9/24/2017 vs. Pittsburgh (Jordan Howard, 2 TDs)  
By Opp. – 12/24/2016 vs. Washington (Kirk Cousins, 2 TDs)

### 400 Gross Yards Passing by Team

By BEARS – 11/14/1999 vs. Minnesota (422; 34 of 48, 3 TDs, 1 INT)  
By Opp. – 10/18/2015 at Detroit (405; 27 of 42, 4 TDs, 1 INT)

### 300 Gross Yards Passing by Team

By BEARS – 12/24/2016 vs. Washington (323; 24 of 40, 2 TDs, 5 INTs)  
By Opp. – 9/10/2017 vs. Atlanta (321; 21 of 30, 1 TD, 0 INT)

### 400 Yards Passing by Individual

By BEARS – 11/14/1999 vs. Minnesota (Jim Miller - 422; 34 of 48, 3 TDs, 1 INT)  
By Opp. – 10/18/2015 at Detroit (Matthew Stafford - 405; 27 of 42, 4 TDs, 1 INT)

### 300 Yards Passing by Individual

By BEARS – 12/24/2016 vs. Washington (Matt Barkley - 323; 24 of 40, 2 TDs, 5 INTs)  
By Opp. – 9/10/2017 vs. Atlanta (Matt Ryan - 321; 21 of 30, 1 TD, 0 INT)

### Consecutive 300 Yards Passing by Individual

By BEARS – 12/18/2016 vs. GB & 12/24/2016 vs. WAS (Matt Barkley - 362 vs. GB, 323 vs. WAS)  
By Opp. – 11/23/14 vs. TB & 11/27/14 at DET (J. McCown 341 vs. TB, M. Stafford 390 at DET)

### 60-Plus Passing Attempts by Individual

By BEARS – 11/16/1997 vs. NY Jets (Erik Kramer - 60; 32 of 60, 354 yards, 2 TDs, 3 INT)  
By Opp. – 11/13/2011 vs. Detroit (Matthew Stafford - 63; 33 of 63, 329 yards, 1 TD, 4 INT)

### 50-Plus Passing Attempts by Individual

By BEARS – 11/27/2016 vs. Tennessee (Matt Barkley - 40; 24 of 40, 323 yards, 2 TDs, 5 INT)  
By Opp. – 10/20/2016 at Green Bay (Aaron Rodgers - 56; 39 of 56, 326 yards, 3 TDs, 0 INT)

### 40-Plus Passing Attempts by Individual

By BEARS – 9/17/2017 at Tampa Bay (Mike Glennon - 45; 31 of 45, 301 yards, 1 TD, 2 INT)  
By Opp. – 11/26/2015 at Green Bay (Aaron Rodgers - 43; 22 of 43, 202 yards, 1 TD, 1 INT)

### 30-Plus Passing Completions by Individual

By BEARS – 9/17/2017 at Tampa Bay (Mike Glennon - 31; 31 of 45, 301 yards, 1 TD, 2 INT)  
By Opp. – 10/20/2016 at Green Bay (Aaron Rodgers - 39; 39 of 56, 326 yards, 3 TDs, 0 INT)

### 25-Plus Passing Completions by Individual

By BEARS – 9/10/2017 vs. Atlanta (Mike Glennon - 26; 26 of 40, 213 yards, 1 TD, 0 INT)  
By Opp. – 1/1/2017 at Minnesota (Sam Bradford - 25; 25 of 33, 250 yards, 3 TDs, 1 INT)

### 4-Or-More Passing Touchdowns by Individual

By BEARS – 9/14/2014 at San Francisco (Jay Cutler - 4, 23 of 34, 176 yards, 4 TDs, 0 INTs)  
By Opp. – 12/20/2015 at Minnesota (Teddy Bridgewater - 4; 17 of 20, 231 yards, 4 TDs, 0 INTs)

### 3-Or-More Passing Touchdowns by Individual

By BEARS – 11/27/2016 vs. Tennessee (Matt Barkley - 3, 28 of 54, 316 yards, 3 TDs, 2 INTs)  
By Opp. – 1/1/2017 at Minnesota (Sam Bradford - 3; 25 of 33, 250 yards, 3 TDs, 1 INT)

### 10-Or-More Receptions by Individual

By BEARS – 11/9/2015 at San Diego (Alshon Jeffery, 10 receptions, 151 yards, 0 TDs)  
By Opp. – 9/24/2017 vs. Pittsburgh (Antonio Brown, 10 receptions, 110 yards, 1 TD)

**THE LAST TIME ...****200-Plus Receiving Yards by Individual**

- By BEARS – 12/1/2013 at Minnesota (Alshon Jeffery, 245 yards, 12 receptions, 2 TDs)  
By Opp. – 12/17/2000 at San Francisco (Terrell Owens, 283 yards, 20 receptions, 1 TD)

**150-Plus Receiving Yards by Individual**

- By BEARS – 11/9/2015 at San Diego (Alshon Jeffery, 151 yards, 10 receptions 0 TDs)  
By Opp. – 11/9/2014 at Green Bay (Jordy Nelson, 152 yards, 6 receptions, 2 TDs)

**100-Plus Receiving Yards by Individual**

- By BEARS – 12/24/2016 vs. Washington (Cameron Meredith, 135 yards, 9 receptions, 0 TDs)  
By Opp. – 9/24/2017 vs. Pittsburgh (Antonio Brown, 110 yards, 10 receptions, 1 TD)

**Two 100-Yard Receivers**

- By BEARS – 12/18/2016 vs. Green Bay (Cameron Meredith 104 yards and Deonte Thompson 110 yards)  
By Opp. – 11/23/2014 vs. Tampa Bay (Vincent Jackson 117 yards and Louis Murphy 113 yards)

**Three 100-Yard Receivers**

- By BEARS – Never  
By Opp. – 12/26/1982 at L.A. Rams (George Farmer 183, Preston Dennard 122 & Wendell Tyler 102)

**Consecutive 100 Yards Receiving by Individual**

- By BEARS – 12/18/16 vs. GB & 12/24/16 vs. WAS (C. Meredith 104 vs. GB, 135 vs. WAS)  
By Opp. – 12/18/16 vs. GB, 12/24/16 vs. WAS & 1/1/17 at MIN (J. Nelson 124 vs. GB; D. Jackson 114 vs. WAS; K. Rudolph 117 at MIN)

**Pass Play of 80-Plus Yards**

- By BEARS – 11/15/2015 at St. Louis (Jay Cutler to Jeremy Langford, 83 yards, TD)  
By Opp. – 9/10/2017 vs. Atlanta (Matt Ryan to Austin Hooper, 88 yards, TD)

**Pass Play of 60-Plus Yards**

- By BEARS – 10/2/2016 vs. Detroit (Brian Hoyer to Eddie Royal, 64 yards)  
By Opp. – 12/18/2016 vs. Green Bay (Aaron Rodgers to Jordy Nelson, 60 yards)

**Pass Play of 40-Plus Yards**

- By BEARS – 11/13/2016 at Tampa Bay (Jay Cutler to Cameron Meredith, 50 yards, TD)  
By Opp. – 12/24/2016 vs Washington (Kirk Coustins to Desean Jackson, 57 yards)

**Offensive Lineman Caught a Pass**

- By BEARS – 12/1/2013 at Minnesota (Josh McCown to Kyle Long, -1 yard)  
By Opp. – 11/16/2003 vs. St. Louis (Marc Bulger to Adam Timmerman, -7 yards)

**Quarterback Caught a Pass**

- By Bears – 1/1/2017 at Minnesota (Matt Barkley from Cameron Meredith, 2 yards, TD)  
By Opp. – 12/16/2012 vs. Green Bay (Aaron Rodgers from Rodgers, -1 yard)

**3-Plus Receiving Touchdowns by Team**

- By BEARS – 11/27/2016 vs. Tennessee (3, M. Wilson - 1, D. Thompson - 1, D. Brown - 1)  
By Opp. – 1/1/2017 at Minnesota (3, K. Rudolph - 1, J. Wright - 1, J. McKinnon - 1)

**3-Plus Receiving Touchdowns by Individual**

- By BEARS – 9/14/2014 at San Francisco (Brandon Marshall, 3)  
By Opp. – 9/20/2015 vs. Arizona (Larry Fitzgerald, 3)

**2-Plus Receiving Touchdowns by Individual**

- By BEARS – 11/15/2015 at St. Louis (Zach Miller, 2)  
By Opp. – 10/20/2016 at Green Bay (Davante Adams, 2)

**Offensive Lineman Scored a Touchdown**

- By BEARS – 12/25/2011 at Green Bay, Edwin Williams (fumble recovery in end zone)  
By Opp. – 11/16/1969 at Atlanta, Mal Snider (48-yard kickoff return)



## THE LAST TIME ...

### DEFENSE

#### Held Opponent Under 150 Total Net Yards

By BEARS – 10/10/2010 at Carolina (147 total; 85 rushing & 62 passing)  
By Opp. – 9/27/2015 at Seattle (146 total; 98 rushing & 48 passing)

#### Held Opponent Under 100 Total Net Yards

By BEARS – 11/26/1978 vs. Tampa Bay (92 total; 99 rushing & -7 passing)  
By Opp. – 12/27/1992 at Dallas (92 total; 28 rushing & 64 passing)

#### Held Opponent Under 50 Net Rushing Yards

By BEARS – 10/12/2014 at Atlanta (42)  
By Opp. – 12/4/2014 vs. Dallas (35)

#### Held Opponent Under 25 Net Rushing Yards

By BEARS – 9/12/2010 vs. Detroit (20)  
By Opp. – 9/17/2017 at Tampa Bay (20)

#### Held Opponent Under 100 Net Passing Yards

By BEARS – 12/4/2016 vs. San Francisco (6)  
By Opp. – 9/27/2015 at Seattle (48)

#### Held Opponent Under 50 Net Passing Yards

By BEARS – 12/4/2016 vs. San Francisco (6)  
By Opp. – 9/27/2015 at Seattle (48)

#### Held Opponent Under 100 Gross Passing Yards

By BEARS – 12/4/2016 vs. San Francisco (39)  
By Opp. – 9/27/2015 at Seattle (63)

#### Held Opponent Under 50 Gross Passing Yards

By BEARS – 12/4/2016 vs. San Francisco (39)  
By Opp. – 12/3/2006 vs. Minnesota (34)

#### 8-Plus Takeaways by Team

By BEARS – 9/2/1984 vs. Tampa Bay (8; 6 INTs, 2 FRs; CHI 34-14)  
By Opp. – 10/11/1998 at Arizona (8; 4 INTs, 4 FRs; ARZ 20-7)

#### 7-Plus Takeaways by Team

By BEARS – 9/17/1995 at Tampa Bay (7; 4 INTs, 3 FRs; CHI 25-6)  
By Opp. – 10/11/1998 at Arizona (8; 4 INTs, 4 FRs; ARZ 20-7)

#### 6-Plus Takeaways by Team

By BEARS – 11/13/2011 vs. Detroit (6; 4 INTs, 2 FRs; CHI 37-13)  
By Opp. – 10/24/2010 vs. Washington (6; 4 INTs, 2 FRs; WAS 17-14)

#### 5-Plus Interceptions by Team

By BEARS – 10/01/2012 at Dallas (5; CHI 34-18)  
By Opp. – 12/24/2016 vs. Washington (5; WAS 41-21)

#### 4-Plus Interceptions by Team

By BEARS – 10/01/2012 at Dallas (5; CHI 34-18)  
By Opp. – 12/24/2016 vs. Washington (5; WAS 41-21)

#### 2-Plus Interceptions by Individual

By BEARS – 9/14/2014 at San Francisco (Kyle Fuller, 2)  
By Opp. – 12/24/2016 vs. Washington (Josh Norman, 2; Bashaud Breeland, 2)

#### 2-Plus Opponent Fumble Recoveries by Individual

By BEARS – 12/27/2015 at Tampa Bay (John Timu, 2)  
By Opp. – Unknown

**THE LAST TIME ...****Intercepted Pass Returned for a Touchdown**

- By BEARS - 12/11/2016 at Detroit (Cre'Von LeBlanc, 24 yards)  
By Opp. - 9/17/2017 at Tampa Bay (Robert McClain , 47 yards)

**Opponent Fumble Returned for a Touchdown**

- By BEARS - 10/20/2016 at Green Bay (Leonard Floyd, recovered in end zone)  
By Opp. - 11/1/2017 at Minnesota (Everson Griffen, 20 yards)

**Defensive Lineman Scored a Touchdown**

- By BEARS - 11/17/2013 vs. Baltimore (David Bass, 24-yard interception return)  
By Opp. - 11/1/2017 at Minnesota (Everson Griffen, 20-yard fumble return)

**Linebacker Scored a Touchdown**

- By BEARS - 10/20/2016 at Green Bay (Leonard Floyd, fumble recovered in end zone)  
By Opp. - 10/11/2015 at Kansas City (Ramik Wilson, fumble recovered in end zone)

**Defensive Back Scored a Touchdown**

- By BEARS - 12/11/2016 at Detroit (Cre'Von LeBlanc, 24-yard INT return)  
By Opp. - 9/17/2017 at Tampa Bay (Robert McClain , 47-yard INT return)

**Safety**

- By Bears - 12/4/2016 vs. San Francisco (Leonard Floyd sacks Blaine Gabbert in end zone)  
By Opp. - 11/13/2016 at Tampa Bay (Jay Cutler fumbled forced by R. Ayers out of bounds in end zone)

**8-Plus Sacks by Team**

- By BEARS - 11/20/2005 vs. Carolina (8; CHI 13-3)  
By Opp. - 10/3/2010 at N.Y. Giants (10; NYG 17-3)

**7-Plus Sacks by Team**

- By BEARS - 11/20/2005 vs. Carolina (8; CHI 13-3)  
By Opp. - 12/15/2014 vs. New Orleans (7; NO 31-15)

**3-Plus Sacks by Individual**

- By BEARS - 10/9/2016 at Indianapolis (Willie Young, 3)  
By Opp. - 12/15/2014 vs. New Orleans (David Hawthorne, 3)

**2-Plus Sacks by Individual**

- By BEARS - 9/10/2017 vs. Atlanta (Akiem Hicks, 2)  
By Opp. - 9/10/2017 vs. Atlanta (Brooks Reed, 2)

**SPECIAL TEAMS****Blocked Extra Point**

- By BEARS - 12/6/2015 vs. San Francisco (Eddie Goldman, Phil Dawson was the kicker)  
By Opp. - 10/4/2015 vs. Oakland (Denico Autry, Robbie Gould was the kicker)

**Blocked Field Goal**

- By BEARS - 9/24/2017 (Sherrick McManis blocks Chris Boswell's 35-yard attempt)  
By Opp. - 12/24/2016 vs. Washington (Preston Smith blocks Connor Barth's 22-yard attempt)

**Blocked Field Goal for TD**

- By BEARS - 10/1/1978 vs. Oakland (Mike Spivey 71-yard return; blocked by Virgil Livers)  
By Opp. - 12/23/2012 at Arizona (Justin Bethel 82-yard return; blocked by Adrian Wilson)

**Blocked Punt**

- By BEARS - 11/4/2012 at Tennessee (Sherrick McManis blocked Brett Kern's punt)  
By Opp. - 12/27/2015 at Tampa Bay (Jeremiah George blocked Pat O'Donnell's punt)

**Blocked Punt for TD**

- By BEARS - 11/4/2012 at Tennessee (Corey Wootton 5-yard return; blocked by Sherrick McManis)  
By Opp. - 9/14/1987 vs. N.Y. Giants (Tom Flynn recovered in end zone; blocked by Eric Howard)





## THE LAST TIME ...

### Fake Field Goal for TD

- By BEARS – 12/1/2002 at Green Bay (Brad Maynard 12-yard pass to Dustin Lyman)  
 By Opp. – 9/13/2012 at Green Bay (Tim Masthay 27-yard pass to Tom Crabtree)

### Missed Extra Point (kick not blocked)

- By BEARS – 11/20/2016 at N.Y. Giants (Connor Barth, wide right)  
 By Opp. – 9/17/2017 at Tampa bay (Nick Folk, wide left)

### Missed Field Goal Returned

- By BEARS – 11/12/2006 at N.Y. Giants (Devin Hester, 108-yard TD)  
 By Opp. – 11/8/2009 vs. Arizona (Antrel Rolle, 59 yards)

### Muff Recovered for TD

- By BEARS – 10/19/2008 vs. Minnesota (Zackary Bowman, muffed punt recovered in end zone)  
 By Opp. – Never

### Punt Returned for TD

- By BEARS – 9/19/2016 vs. Philadelphia (Eddie Royal, 65 yards)  
 By Opp. – 10/2/2016 vs. Detroit (A. Roberts, 85 yards)

### 100 or More Punt Return Yards by Individual

- By BEARS – 11/13/2011 vs. Detroit (Devin Hester, 122 yards, TD on 3 returns)  
 By Opp. – 10/2/2016 vs. Detroit (A. Roberts, 100 yards, TD on 2 returns)

### Kickoff Returned for TD

- By BEARS – 11/9/2014 at Green Bay (Chris Williams, 101 yards)  
 By Opp. – 9/27/2015 at Seattle (Tyler Lockett, 105 yards)

### 150 or More Kickoff Return Yards by Individual

- By BEARS – 12/20/2015 at Minnesota (Deonte Thompson, 153 yards on 5 returns)  
 By Opp. – 12/10/2010 at Minnesota (Lorenzo Booker, 187 yards on 8 returns)

### Recovered Own Onside Kick

- By BEARS – 11/27/2016 vs. Tennessee (Adrian Amos recovered Connor Barth kick)  
 By Opp. – 12/4/2013 at Green Bay (Jamari Lattimore recovered Mason Crosby kick)

### 5 Field Goals Made

- By BEARS – 10/20/1968 at Philadelphia (Mac Percival, 5 for 5)  
 By Opp. – 10/9/2016 at Indianapolis (Adam Vinatieri, 5 for 5)

### 4 Field Goals Made

- By BEARS – 12/27/2015 at Tampa Bay (Robbie Gould, 4 of 4)  
 By Opp. – 9/27/2015 at Seattle (Steven Hauschka, 4 for 4)

### 3 Field Goals Made

- By BEARS – 10/16/2016 vs. Jacksonville (Connor Barth, 3 for 3)  
 By Opp. – 9/17/2017 at Tampa Bay (Nick Folk, 3 for 3)

### FG Made of 50-or-More Yards

- By BEARS – 9/10/2017 vs. Atlanta (Connor Barth, 54 yards)  
 By Opp. – 9/17/2017 at Tampa Bay (Nick Folk, 50 yards)

**2017-18 NFL IMPORTANT DATES**

**September 26** -- Beginning on the Tuesday following the third weekend of regular season games, the claiming priority is based on the inverse order of the standing of clubs in the current season's games.

**Mid-October** -- Beginning on the sixth calendar day prior to a club's seventh regular season game (including any bye week) clubs are permitted to begin practicing players on Reserve/Physically Unable to Perform and Reserve/Non-Football Injury or Illness for a period not to exceed 21 days. Players may be activated during the 21-day practice period, or prior to 4:00 p.m., New York time, on the day after the conclusion of the 21-day period, provided that no player may be activated to participate in a Week 6 game.

**Mid-October** -- At any time after six weeks have elapsed since a player was placed on Reserve/Injured or Reserve/Non-Football Injury/Illness, each club is permitted to designate two players for return from either list to the club's 53-player Active/Inactive List.

**October 17-18** -- Fall League Meeting, New York.

**October 31** -- All trading ends for 2017 at 4:00 p.m., New York time.

**November 1** -- Players with at least four previous pension-credited seasons are subject to the waiver system for the remainder of the regular season and postseason.

**November 14** -- At 4:00 p.m., New York time, signing period ends for Franchise Players who are eligible to receive offer sheets.

**November 14** -- Prior to 4:00 p.m., New York time, deadline for clubs to sign their unsigned Franchise and Transition Players, including Franchise Players who were eligible to receive offer sheets until this date.

**November 14** -- Prior to 4:00 p.m., New York time, deadline for clubs to sign their Unrestricted Free Agents to whom the "May 9 Tender" was made.

**November 14** -- Prior to 4:00 p.m., New York time, deadline for clubs to sign their Restricted Free Agents, including those to whom the "June 1 Tender" was made.

**November 14** -- Prior to 4:00 p.m., New York time, deadline for clubs to sign their drafted rookies.

**December 13** -- League Meeting, Irving, Texas.

**January 1, 2018** -- Earliest permissible date for clubs to renegotiate or extend the rookie contract of a drafted rookie who was selected in any round of the 2015 NFL Draft.

**January 1** -- Option exercise period begins for Fifth-Year Option for First-Round Selections from the 2015 NFL Draft.

**January 6-7** -- Wild Card Playoffs.

**January 7** -- Assistant coaches under contract to playoff clubs that have byes in the Wild Card weekend may be interviewed for head coaching positions through the conclusion of the Wild Card games.

**January 13-14** -- Divisional Playoffs.

**January 14** -- Assistant coaches under contract to playoff clubs that won their Wild Card games may be interviewed for head coaching positions through the conclusion of Divisional Playoff games.

**January 15** -- Deadline for college players that are underclassmen to apply for special eligibility. A list of players who are accepted into the NFL Draft will be sent to clubs on January 19.

**January 20** -- East-West Shrine Game, Tropicana Field, St. Petersburg, Florida.

**January 21** -- AFC and NFC Championship Games.

**January 27** -- Senior Bowl, Ladd-Peebles Stadium, Mobile, Alabama.

**January 28** -- NFL Pro Bowl, Camping World Stadium, Orlando, Florida.

**February 4** -- Super Bowl LII, U.S. Bank Stadium, Minnesota.



## OFF THE FIELD STORIES

## BEARS TEAMMATES SUPPORT WARRIOR GAMES



Bears players Charles Leno Jr. and Jerrell Freeman were among the celebrities who participated in a wheelchair basketball game this past offseason at the United Center. While Leno played in the wheelchair basketball game, Freeman helped coach one of the teams. The veteran linebacker enjoyed the time he spent with the wounded warriors. The Warrior Games were held June 30-July 8 in Chicago and featured about 265 wounded, ill and injured service members and veterans representing teams from the Army, Marine Corps, Navy, Air Force, Coast Guard and U.S. Special Operations Command, as well as the United Kingdom Armed Forces and the Australian Defence Force.

## BEARS VOLUNTEER AT 'A SAFE PLACE' SHELTER



About 60 Bears employees—including a handful of former players—helped renovate a domestic violence shelter in Waukegan this offseason. During the volunteer visit to “A Safe Place,” the group led by Bears chairman George H. McCaskey painted walls, ripped up carpeting, installed a fence and demolished a kitchen. In addition, the Bears are making a \$75,000 donation to the shelter to help with the project. Former Bears players who participated in the volunteer visit included Jason McKie, Adrian Peterson, Garrett Wolfe and Mickey Pruitt.

## BEARS HOST SPECIAL OLYMPICS ATHLETES



The Bears hosted a flag football tournament for Special Olympics Illinois athletes Saturday in the Walter Payton Center at Halas Hall. About 140 athletes and 50 coaches represented 15 teams, playing in games throughout the morning and early afternoon. The festivities featured an opening ceremony during which the athletes recited the Special Olympics oath: “Let me win. But if I cannot win, let me be brave in the attempt.” Current Bears players Sherrick McManis and Charles Leno, Jr. attended the event, as did former Bears Tom Thayer, Rashied Davis and Garrett Wolfe. The partnership between the NFL and Special Olympics leverages the football community to promote awareness, respect and inclusion of Special Olympics athletes among NFL players, clubs, supporters and partners.

## LEBLANC GIVING HOMETOWN KIDS A BOOST



Bears defensive back Cre'Von LeBlanc made the most of his time off this summer, giving back to his hometown before he returned to Chicago for training camp. The second-year pro co-hosted a “Stop the Violence, Clean the City” event in Belle Glade, Fla., with Bears teammate Deonte Thompson on June 17 and conducted a free football camp in the area July 15. LeBlanc and Thompson were joined at the “Stop the Violence, Clean the City” initiative by Bears receiver Josh Bellamy and veteran NFL wideout Anquan Boldin.

## SITTON HOSTS FUNDRAISER TO BENEFIT KIDS



Back home in Florida this offseason, Bears guard Josh Sitton helped raise awareness and funds for a cause that's near and dear to his heart. The 10-year NFL veteran coordinated and attended a sold-out gala in Pensacola benefitting the Studer Community Institute's efforts to improve early childhood learning for kids from birth to kindergarten. Sitton, who is a member of the Studer Community Institute's board of directors, is entering his second year with the Bears after spending his first eight NFL seasons with the Green Bay Packers.

## FREEMAN SAVES LIFE OF CHOKING MAN



Jerrell Freeman was in the right place at the right time when he saved the life of a man who was choking by performing the Heimlich maneuver at the Austin airport. The Bears linebacker was returning to Chicago for training camp. When he received a text message indicating that his flight was delayed, he headed to a restaurant for lunch. A woman first tried to give the man, whose name is Marcus Ryan, the Heimlich maneuver. But she was too small to help him. That's when the 6-foot, 236-pound linebacker stepped in. Freeman was able to dislodge the brisket the man was choking on. Freeman had never performed the Heimlich maneuver on anyone, saying he learned about it in elementary school and remained aware of it because his mother is a nurse.



## OFF THE FIELD STORIES

### ACHO HOSTS CELEBRITY WAITER NIGHT



Chicago Bears outside linebacker, Sam Acho, and teammates hosted their second annual "Celebrity Waiter Night" on September 11 at the recently-opened River North steak hotspot by the Mastro family, Steak 48. Proceeds benefited Living Hope Christian Ministries, established in 1989, whose mission is to bring healing medicines and medical treatment to the people in Nigeria.

### HICKS GIVING BACK TO CHICAGO STUDENTS



Defensive end Akiem Hicks had an excellent first season with the Bears last year. But the impact he's making in Chicago extends well beyond the playing field. Hicks, who recently signed a four-year extension with the Bears, donated over 220 backpacks to children at Perkins Bass Elementary on Sept. 5. The sixth-year veteran also announced this past off-season he will begin helping to provide three Chicago Public School seniors with four-year college scholarships through a partnership with Give Something Back, a national organization devoted to helping lower-income students attend college.

### STALEY, AZUMAH BRING "BEAR HUGS TO ABILITY LAB




Members from the Chicago Bears, including Chairman George McCaskey, Staley Da Bear and former player Jerry Azumah recently spent time with pediatric patients at Ability Lab on Aug. 29. Located in downtown Chicago, Ability Lab is one of the top rehabilitation centers in the country. Staley and company were able to meet with patients, distribute "Bear Hugs", and hand out stuffed animals. The Bears and Bears Care Board of Directors also presented a generous donation to support Ability Lab's Caring for Kids Program.

### GLENNON SUPPORTS CTK FOOTBALL PROGRAM



Chicago's Christ The King Gladiator football team welcomed surprise visitors, the Chicago Bears and Mike Glennon, to a team practice this past summer at Christ the King Jesuit Prep's West Side campus. Not only did Glennon throw a few passes and share words of encouragement with the team, he also generously donated new Nike cleats to all of the players -- a critical need in fielding a new team. While at CTK, Mike and the Bears extended an invitation for players and coaches to be their guests at Bears Training Camp. During the trip to Bourbonnais, the team got a chance to see up close how the pros prepare for an NFL season.

### BEARS COMMISSION ARTWORK AROUND CHICAGO



The Chicago Bears are coming out of hibernation for the start of football season, and fans can find them not just on TV and Soldier Field, but on walls across Chicago. The Bears are having a handful of wall murals done to open the season, executed by local street artists. Sick Fisher (@SickFisher) is doing one on the side of the Wild Hare, 2610 N. Halsted St. Fisher called it "my version of kind of a Chicago Bears brunch" as he was putting the finishing touches on it following a week's work on the project.

### HOWARD FEATURED ON COVER OF MEN'S LOOK



Chicago Bears running back Jordan Howard took on a new role this past month, while modeling in a photo shoot for Modern Luxury Men's Book Chicago magazine. Howard headlines the cover of the magazine's fall fashion issue and models several designer and business casual looks in the 10-page spread, which was shot at The Robey hotel in Wicker Park-Bucktown in June. Some of the items Howard wears in the magazine would cost the average Chicagoan a few months' rent. The reversible navy and red cashmere overcoat he wears on the cover, for example, costs \$6,225 at Burdi. The cashmere "dragon scarf" goes for \$995.



## OFF THE FIELD STORIES

**REAL BEARS FANS WEAR PINK**

On Sept. 19, the Bears and Advocate Health Care held a pep rally event at Advocate Condell Medical Center in Libertyville to raise awareness for breast cancer and unveil the 2017 Real Bears Fans Wear Pink t-shirt design. The event brought a tailgate atmosphere to the hospital, where breast cancer survivors and fighters, Chicago Bears alumni, current Bears players and the special women in their lives, breast health navigators and surgeons, and community members joined for two hours. The 2017 Real Bears Fans Wear Pink shirts are available for \$25 each at [chicagobears.com/pink](http://chicagobears.com/pink). Last year's campaign raised and distributed over \$140,000 to our partners who provide critical support and services to women in the Chicago area.

**BEARS SCHOOL OUTREACH**

The Chicago Bears kicked off the 2017 Bears School Outreach program on Sept. 19, when kicker Connor Barth and punter Pat O'Donnell visited Jordan Community School. Through a partnership with Youth Guidance, Chicago Bears players will make weekly visits to Chicago Public Schools during the season to speak to, motivate and interact with students who are part of the Becoming a Man (B.A.M.) and Working on Womanhood (W.O.W.) programs.

**SYMETRA HEROES IN THE CLASSROOM**

Tarik Cohen surprised teacher Trey Thompson and his students at the Academy for Global Citizenship with a \$2,000 check. During the 2017 Bears season, 16 exceptional K-12 teachers will be honored. As part of the award, the Heroes will win two tickets to a Bears home game, be recognized at Soldier Field and receive a \$2,000 donation for their classroom. Hero selection is based on a teacher's ability to balance the core curriculum with students' individual needs, build trust among students, parents and the community and invest in their students' long-term success.



# CHICAGO BEARS GAME RELEASE

## 2017 STATISTICS

### Chicago Bears / Week 3 / Through Sunday, September 24, 2017 / Regular Season

#### Won 1, Lost 2

9/10/2017	L	17-23	Atlanta Falcons
9/17/2017	L	7-29	at Tampa Bay Buccaneers
9/24/2017	W	23-17	Pittsburgh Steelers

<b>Total First Downs</b>	<b>57</b>	<b>59</b>						
Rushing	20	16						
Passing	31	36						
Penalty	6	7						
3rd Down: Made/Att	16/39	17/37						
3rd Down Pct.	41.0%	45.9%						
4th Down: Made/Att	4/4	0/0						
4th Down Pct.	25.0%	0.0						
<b>Possession Avg.</b>	<b>29:49</b>	<b>30:11</b>						
<b>Total Net Yards</b>	<b>915</b>	<b>965</b>						
Avg. Per Game	305.0	321.7						
Total Plays	187	181						
Avg. Per Play	4.9	5.3						
<b>Net Yards Rushing</b>	<b>365</b>	<b>251</b>						
Avg. Per Game	121.7	83.7						
Total Rushes	73	74						
<b>Net Yards Passing</b>	<b>550</b>	<b>714</b>						
Avg. Per Game	183.3	238.0						
Sacked/Yards Lost	7/65	7/46						
Gross Yards	615	760						
Attempts/Completions	107/72	100/61						
Completion Pct.	67.3%	61.0%						
Had Intercepted	3	0						
<b>Punts/Average</b>	<b>14/48.5</b>	<b>11/47.9</b>						
<b>Net Punting Avg.</b>	<b>41.6</b>	<b>41.1</b>						
<b>Penalties/Yards</b>	<b>22/172</b>	<b>18/147</b>						
<b>Fumbles/Ball Lost</b>	<b>9/3</b>	<b>3/3</b>						
<b>Touchdowns</b>	<b>6</b>	<b>7</b>						
Rushing	3	3						
Passing	3	3						
Returns	0	1						
<b>Score By Periods</b>	<b>Q1</b>	<b>Q2</b>	<b>Q3</b>	<b>Q4</b>	<b>OT</b>	<b>Pts</b>		
Team	7	20	0	14	6	47		
Opponents	13	30	10	16	0	69		
<b>Scoring</b>	<b>TD</b>	<b>Ru</b>	<b>Pa</b>	<b>Rt</b>	<b>PAT</b>	<b>FG</b>	<b>2Pt</b>	<b>Pts</b>
J.Howard	3	3	0	0	0/0	0/0	0	18
C.Barth	0	0	0	0	5/5	2/3	0	11
D.Thompson	1	0	1	0	0/0	0/0	0	6
T.Cohen	1	0	1	0	0/0	0/0	0	6
A.Shaheen	1	0	1	0	0/0	0/0	0	6
<b>Team</b>	<b>6</b>	<b>3</b>	<b>3</b>	<b>0</b>	<b>5/5</b>	<b>2/3</b>	<b>0</b>	<b>47</b>
<b>Opponents</b>	<b>7</b>	<b>3</b>	<b>3</b>	<b>1</b>	<b>6/7</b>	<b>7/8</b>	<b>0</b>	<b>69</b>

2-Pt. Conversions: Team 0/0, Opponents: 0/0  
 Sacks: W.Young 2.0, A.Hicks 2.0, B.Callahan 1.0, E.Goldman 1.0,  
 P.McPhee 1.0 **Team: 7.0, Opponents: 7.0**

<b>Rushing</b>	<b>No.</b>	<b>Yds</b>	<b>Avg</b>	<b>Long</b>	<b>TD</b>
J.Howard	45	197	4.4	19t	3
T.Cohen	24	157	6.5	46	0
M.Burton	1	7	7.0	7	0
M.Glennon	3	4	1.3	2	0
<b>Team</b>	<b>73</b>	<b>365</b>	<b>5.0</b>	<b>46</b>	<b>3</b>
<b>Opponents</b>	<b>74</b>	<b>251</b>	<b>3.4</b>	<b>14</b>	<b>3</b>

<b>Receiving</b>	<b>No.</b>	<b>Yds</b>	<b>Avg</b>	<b>Long</b>	<b>TD</b>
T.Cohen	20	126	6.3	19t	1
Z.Miller	11	98	8.9	17	0
K.Wright	10	103	10.3	18	0
J.Howard	8	40	5.0	10	0
J.Bellamy	7	78	11.1	17	0
D.Thompson	6	81	13.5	20	1
B.Cunningham	3	23	7.7	11	0
D.Sims	2	31	15.5	22	0
T.Gentry	2	27	13.5	15	0
K.White	2	6	3.0	6	0
A.Shaheen	1	2	2.0	2t	1
M.Burton	0	0	0	0	0
M.Wheaton	0	0	0	0	0
<b>Team</b>	<b>72</b>	<b>615</b>	<b>8.5</b>	<b>22</b>	<b>3</b>
<b>Opponents</b>	<b>61</b>	<b>760</b>	<b>12.5</b>	<b>88t</b>	<b>3</b>

<b>Interceptions</b>	<b>No.</b>	<b>Yds</b>	<b>Avg</b>	<b>Long</b>	<b>TD</b>
<b>Opponents</b>	<b>3</b>	<b>69</b>	<b>23.0</b>	<b>47t</b>	<b>1</b>

<b>Punting</b>	<b>No</b>	<b>Yds</b>	<b>Avg</b>	<b>Net</b>	<b>TB</b>	<b>In</b>	<b>Lg</b>	<b>B</b>
P.O'Donnell	14	679	48.5	41.6	2	6	69	0
<b>Team</b>	<b>14</b>	<b>679</b>	<b>48.5</b>	<b>41.6</b>	<b>2</b>	<b>6</b>	<b>69</b>	<b>0</b>
<b>Opponents</b>	<b>11</b>	<b>527</b>	<b>47.9</b>	<b>41.1</b>	<b>1</b>	<b>4</b>	<b>62</b>	<b>0</b>

<b>Punt Returns</b>	<b>Ret</b>	<b>FC</b>	<b>Yds</b>	<b>Avg</b>	<b>Long</b>	<b>TD</b>
T.Cohen	6	4	55	9.2	17	0
<b>Team</b>	<b>6</b>	<b>4</b>	<b>55</b>	<b>9.2</b>	<b>17</b>	<b>0</b>
<b>Opponents</b>	<b>6</b>	<b>3</b>	<b>56</b>	<b>9.3</b>	<b>17</b>	<b>0</b>

<b>Kickoff Returns</b>	<b>No.</b>	<b>Yds</b>	<b>Avg</b>	<b>Long</b>	<b>TD</b>
D.Thompson	7	159	22.7	29	0
B.Cunningham	1	23	23.0	23	0
<b>Team</b>	<b>8</b>	<b>182</b>	<b>22.8</b>	<b>29</b>	<b>0</b>
<b>Opponents</b>	<b>2</b>	<b>35</b>	<b>17.5</b>	<b>24</b>	<b>0</b>

<b>Field Goals</b>	<b>1-19</b>	<b>20-29</b>	<b>30-39</b>	<b>40-49</b>	<b>50+</b>
C.Barth	0/0	1/1	0/0	0/1	1/1
<b>Team</b>	<b>0/0</b>	<b>1/1</b>	<b>0/0</b>	<b>0/1</b>	<b>1/1</b>
<b>Opponents</b>	<b>0/0</b>	<b>2/2</b>	<b>2/3</b>	<b>2/2</b>	<b>1/1</b>

Fumbles Lost: M.Glennon 1, Jo.Howard 1, T.Cohen 1 **Total: 3**  
 Opponent Fumble Recoveries: S.McManis 1, A.Hicks 1, L.Floyd 1  
**Total: 3**

<b>Passing</b>	<b>Att</b>	<b>Cmp</b>	<b>Yds</b>	<b>Cmp%</b>	<b>Yds/Att</b>	<b>TD</b>	<b>TD%</b>	<b>Int</b>	<b>Int%</b>	<b>Long</b>	<b>Sack</b>	<b>Lost</b>	<b>Rating</b>
M.Glennon	107	72	615	67.3%	5.7	3	2.8%	3	2.8%	22	7/	65	79.8
<b>Team</b>	<b>107</b>	<b>72</b>	<b>615</b>	<b>67.3%</b>	<b>5.7</b>	<b>3</b>	<b>2.8%</b>	<b>3</b>	<b>2.8%</b>	<b>22</b>	<b>7/</b>	<b>65</b>	<b>79.8</b>
<b>Opponents</b>	<b>100</b>	<b>61</b>	<b>760</b>	<b>61.0%</b>	<b>7.6</b>	<b>3</b>	<b>3.0%</b>	<b>0</b>	<b>0.0%</b>	<b>88t</b>	<b>7/</b>	<b>46</b>	<b>94.6</b>



LAST TIME OUT • FINAL GAME BOOK

National Football League Game Summary

NFL Copyright © 2017 by The National Football League. All rights reserved. This summary and play-by-play is for the express purpose of assisting media in their coverage of the game; any other use of this material is prohibited without the written permission of the National Football League. Updated: 9/25/2017

Date: Sunday, 9/24/2017 **Pittsburgh Steelers at Chicago Bears** Start Time: 12:02 PM CDT  
at Soldier Field, Chicago, IL

Game Day Weather

Game Weather: Sunny, highs to upper 80's Temp: 85° F (29.4° C) Humidity: 48%, Wind: S 5 mph  
Played Outdoor on Turf: Grass

Officials

Referee: Blakeman, Clete (34) Umpire: George, Ramon (128) Down Judge: Cruz, Hugo (94)  
Line Judge: McKenzie, Dana (8) Field Judge: Larrew, Joe (73) Side Judge: Prioleau, Dyrrol (109)  
Back Judge: Patrick, Steve (17) Replay Official: Madsen, Carl (0)

Lineups

Pittsburgh Steelers		Chicago Bears	
Offense	Defense	Offense	Defense
WR 84 A.Brown	LDE 97 C.Heyward	TE 86 Z.Miller	DE 96 A.Hicks
LT 78 A.Villanueva	NT 79 J.Hargrave	TE 88 D.Sims	NT 91 E.Goldman
LG 73 R.Foster	RDE 94 T.Alualu	RT 70 B.Massie	DE 98 M.Unrein
C 53 M.Pouncey	LOLB 48 B.Dupree	RG 75 K.Long	OLB 93 S.Acho
RG 66 D.DeCastro	LILB 50 R.Shazier	C 55 H.Grasu	ILB 53 J.Timu
RT 74 C.Hubbard	RILB 98 V.Williams	LG 65 C.Whitehair	ILB 59 D.Trevathan
TE 81 J.James	ROLB 56 A.Chickillo	LT 72 C.Leno	OLB 94 L.Floyd
RB 26 L.Bell	LCB 21 J.Haden	QB 8 M.Glennon	CB 23 K.Fuller
WR 85 X.Grimble	FS 23 M.Mitchell	RB 24 Jo.Howard	S 21 Q.Demps
QB 7 B.Roethlisberger	SS 28 S.Davis	WR 14 D.Thompson	S 39 E.Jackson
WR 10 M.Bryant	RCB 25 A.Burns	TE 87 A.Shaheen	CB 31 M.Cooper

Substitutions

P 4 J.Berry, K 9 C.Boswell, WR 17 E.Rogers, WR 19 J.Smith-Schuster, DB 20 R.Golden, CB 22 W.Gay, DB 24 C.Sensabaugh, DB 27 J.Wilcox, RB 30 J.Conner, CB 31 M.Hilton, RB 39 T.Watson, LB 44 T.Matakevich, RB 45 R.Nix, LB 54 L.Fort, ILB 55 A.Moats, LS 57 K.Canaday, C 67 B.Finney, T 71 M.Feller, WR 88 D.Heyward-Bey, TE 89 V.McDonald, OLB 92 J.Harrison, DT 93 D.McCullers, DE 96 L.Walton

K 4 C.Barth, WR 12 M.Wheaton, WR 13 K.Wright, WR 15 J.Bellamy, P 16 P.O'Donnell, DB 20 P.Amukamara, DB 22 C.LeBlanc, DB 27 S.McManis, RB 29 T.Cohen, RB 30 B.Cunningham, DB 36 D.Houston-Carson, DB 37 B.Callahan, DB 38 A.Mos, FB 46 M.Burton, LS 49 A.DePaola, LB 52 C.Jones, LB 58 J.Anderson, OL 79 B.Sowell, DL 90 J.Bullard, LB 92 P.McPhee, DL 95 R.Robertson-Harris, LB 97 W.Young

Substitutions

Did Not Play

QB 3 L.Jones

Did Not Play

QB 10 M.Trubisky, OL 76 T.Compton

Not Active

QB 5 J.Dobbs, WR 11 J.Hunter, DB 29 B.Allen, T 65 J.Hawkins, OT 77 M.Gilbert, LB 90 T.Watt, DE 91 S.Tuitt

Not Active

QB 6 M.Sanchez, DB 26 D.Bush, RB 33 T.Mizzell, LB 44 N.Kwiatkoski, OL 71 J.Sitton, DL 73 J.Jenkins, TE 85 D.Brown

Field Goals (made ) & missed)

C.Boswell	35B (32)	C.Barth	47WR (24)		OT	Total
VISITOR:	Pittsburgh Steelers	0	7	7	3	0
HOME:	Chicago Bears	7	10	0	0	6

Scoring Plays

Team	Qtr	Time	Play Description (Extra Point) (Drive Info)	Visitor	Home
Bears	1	9:09	Jo.Howard 3 yd. run (C.Barth kick) (6-29, 3:24)	0	7
Steelers	2	5:42	A.Brown 7 yd. pass from B.Roethlisberger (C.Boswell kick) (13-77, 7:11)	7	7
Bears	2	0:43	A.Shaheen 2 yd. pass from M.Glennon (C.Barth kick) (9-75, 4:59)	7	14
Bears	2	0:00	C.Barth 24 yd. Field Goal (1--4, 0:00)	7	17
Steelers	3	6:43	L.Bell 1 yd. run (C.Boswell kick) (6-16, 2:42)	14	17
Steelers	4	8:03	C.Boswell 32 yd. Field Goal (4-7, 0:54)	17	17
Bears	5	8:27	Jo.Howard 19 yd. run (4-74, 1:33) (4-74, 1:33)	17	23
Paid Attendance: 62,172				Time:	3:21



LAST TIME OUT • FINAL GAME BOOK

Final Individual Statistics

Pittsburgh Steelers							Chicago Bears										
RUSHING							RUSHING										
	ATT	YDS	AVG	LG	TD		ATT	YDS	AVG	LG	TD						
L.Bell	15	61	4.1	13	1	Jo.Howard	23	138	6.0	19	2						
B.Roethlisberger	1	6	6.0	6	0	T.Cohen	12	78	6.5	36	0						
T.Watson	1	3	3.0	3	0	M.Glennon	3	4	1.3	2	0						
Total	17	70	4.1	13	1	Total	38	220	5.8	36	2						
PASSING							PASSING										
	ATT	CMP	YDS	SK/YD	TD	LG	IN	RT		ATT	CMP	YDS	SK/YD	TD	LG	IN	RT
B.Roethlisberger	39	22	235	3/23	1	25	0	82.7	M.Glennon	22	15	101	2/17	1	17	1	74.2
Total	39	22	235	3/23	1	25	0	82.7	Total	22	15	101	2/17	1	17	1	74.2
PASS RECEIVING							PASS RECEIVING										
	TAR	REC	YDS	AVG	LG	TD		TAR	REC	YDS	AVG	LG	TD				
A.Brown	14	10	110	11.0	23	1	Jo.Howard	5	5	26	5.2	10	0				
L.Bell	7	6	37	6.2	12	0	T.Cohen	4	4	24	6.0	9	0				
J.Smith-Schuster	6	2	39	19.5	25	0	B.Cunningham	3	3	23	7.7	11	0				
M.Bryant	8	2	30	15.0	17	0	Z.Miller	3	1	17	17.0	17	0				
J.James	4	2	19	9.5	14	0	D.Thompson	2	1	9	9.0	9	0				
							A.Shaheen	1	1	2	2.0	2	1				
							M.Wheaton	2	0	0	0.0	0	0				
							M.Burton	1	0	0	0.0	0	0				
Total	39	22	235	10.7	25	1	Total	21	15	101	6.7	17	1				
INTERCEPTIONS							INTERCEPTIONS										
	NO	YDS	AVG	LG	TD		NO	YDS	AVG	LG	TD						
J.Wilcox	1	0	0.0	0	0	Total	0	0	0	0	0						
Total	1	0	0.0	0	0												
PUNTING							PUNTING										
	NO	YDS	AVG	NET	TB	IN20	LG		NO	YDS	AVG	NET	TB	IN20	LG		
J.Berry	5	203	40.6	36.6	1	3	46	P.O'Donnell	6	267	44.5	42.0	0	2	62		
Total	5	203	40.6	36.6	1	3	46	Total	6	267	44.5	42.0	0	2	62		
PUNT RETURNS							PUNT RETURNS										
	NO	YDS	AVG	FC	LG	TD		NO	YDS	AVG	FC	LG	TD				
E.Rogers	3	15	5.0	2	15	0	T.Cohen	1	0	0.0	3	0	0				
[OUT OF BOUNDS]	1	0	0.0	0	0	0	[TOUCHBACK]	1	0	0.0	0	0	0				
Total	3	15	5.0	2	15	0	Total	1	0	0.0	3	0	0				
KICKOFF RETURNS							KICKOFF RETURNS										
	NO	YDS	AVG	FC	LG	TD		NO	YDS	AVG	FC	LG	TD				
T.Watson	1	24	24.0	0	24	0	D.Thompson	3	69	23.0	0	29	0				
[TOUCHBACK]	2	0	0.0	0	0	0	[TOUCHBACK]	2	0	0.0	0	0	0				
Total	1	24	24.0	0	24	0	Total	3	69	23.0	0	29	0				

Pittsburgh Steelers										
FUMBLES										
	FUM	LOST	OWN-REC	YDS	TD	FORCED	OPP-REC	YDS	TD	OUT-BDS
B.Roethlisberger	1	1	0	0	0	0	0	0	0	0
E.Rogers	1	1	0	0	0	0	0	0	0	0
R.Shazier	0	0	0	0	0	2	1	3	0	0
V.McDonald	0	0	0	0	0	1	0	0	0	0
Total	2	2	0	0	0	3	1	3	0	0

Chicago Bears										
FUMBLES										
	FUM	LOST	OWN-REC	YDS	TD	FORCED	OPP-REC	YDS	TD	OUT-BDS
M.Glennon	1	0	2	-1	0	0	0	0	0	0
Jo.Howard	1	1	0	0	0	0	0	0	0	0
T.Cohen	1	0	0	0	0	0	0	0	0	0
M.Cooper	1	0	0	0	0	0	0	0	0	1
C.Whitehair	1	0	0	0	0	0	0	0	0	0
B.Massie	0	0	1	0	0	0	0	0	0	0
B.Callahan	0	0	0	0	0	1	0	0	0	0
A.Hicks	0	0	0	0	0	0	1	0	0	0
S.McManis	0	0	0	0	0	0	1	0	0	0
Total	5	1	3	-1	0	1	2	0	0	1





## LAST TIME OUT • FINAL GAME BOOK

## Final Team Statistics

	Visitor Steelers	Home Bears
<b>TOTAL FIRST DOWNS</b>	19	18
By Rushing	6	13
By Passing	11	4
By Penalty	2	1
<b>THIRD DOWN EFFICIENCY</b>	4-11-36%	4-12-33%
<b>FOURTH DOWN EFFICIENCY</b>	0-0-0%	0-0-0%
<b>TOTAL NET YARDS</b>	282	304
Total Offensive Plays (inc. times thrown passing)	59	62
Average gain per offensive play	4.8	4.9
<b>NET YARDS RUSHING</b>	70	220
Total Rushing Plays	17	38
Average gain per rushing play	4.1	5.8
Tackles for a loss-number and yards	0-0	6-18
<b>NET YARDS PASSING</b>	212	84
Times thrown - yards lost attempting to pass	3-23	2-17
Gross yards passing	235	101
<b>PASS ATTEMPTS-COMPLETIONS-HAD INTERCEPTED</b>	39-22-0	22-15-1
Avg gain per pass play (inc.# thrown passing)	5.0	3.5
<b>KICKOFFS Number-In End Zone-Touchbacks</b>	5-4-2	3-3-2
<b>PUNTS Number and Average</b>	5-40.6	6-44.5
Had Blocked	0	0
<b>FGs - PATs Had Blocked</b>	1-0	0-0
<b>Net Punting Average</b>	36.6	42.0
<b>TOTAL RETURN YARDAGE (Not Including Kickoffs)</b>	15	0
No. and Yards Punt Returns	3-15	1-0
No. and Yards Kickoff Returns	1-24	3-69
No. and Yards Interception Returns	1-0	0-0
<b>PENALTIES Number and Yards</b>	6-40	10-73
<b>FUMBLES Number and Lost</b>	2-2	5-1
<b>TOUCHDOWNS</b>	2	3
Rushing	1	2
Passing	1	1
<b>EXTRA POINTS Made-Attempts</b>	2-2	2-2
Kicking Made-Attempts	2-2	2-2
<b>FIELD GOALS Made-Attempts</b>	1-2	1-2
<b>RED ZONE EFFICIENCY</b>	2-4-50%	3-4-75%
<b>GOAL TO GO EFFICIENCY</b>	2-2-100%	2-3-67%
<b>SAFETIES</b>	0	0
<b>FINAL SCORE</b>	17	23
<b>TIME OF POSSESSION</b>	27:34	33:59



LAST TIME OUT - FINAL GAME BOOK

Ball Possession And Drive Chart

Pittsburgh Steelers

#	Time Recd	Time Lost	Time Poss	How Ball Obtained	Drive Began	# Play	Yds Gain	Yds Pen	Net Yds	1st Down	Last Scrm	How Given Up
1	15:00	13:52	1:08	Kickoff	PIT 25	3	3	0	3	0	PIT 28	Punt
2	9:09	6:15	2:54	Kickoff	PIT 37	6	3	10	13	2	CHI 38	Fumble
3	2:32	1:06	1:26	Missed FG	PIT 37	3	14	-5	9	0	PIT 46	Punt
4	12:53	5:42	7:11	Punt	PIT 23	13	82	-5	77	6	* CHI 7	Touchdown
5	0:43	0:00	0:43	Kickoff	PIT 25	6	62	-5	57	3	* CHI 18	Blocked FG
6	13:35	10:13	3:22	Punt	PIT 27	7	28	0	28	2	CHI 45	Punt
7	9:25	6:43	2:42	Fumble	CHI 16	6	16	0	16	3	* CHI 1	Touchdown
8	14:51	10:15	4:36	Punt	PIT 10	7	44	0	44	2	CHI 46	Punt
9	8:57	8:03	0:54	Interception	CHI 21	4	7	0	7	0	* CHI 14	Field Goal
10	5:12	3:26	1:46	Punt	PIT 38	3	14	-10	4	0	PIT 42	Punt
11	0:52	0:00	0:52	Punt	PIT 15	3	9	0	9	1	PIT 32	End of Half

(400) Average PIT 36

Chicago Bears

#	Time Recd	Time Lost	Time Poss	How Ball Obtained	Drive Began	# Play	Yds Gain	Yds Pen	Net Yds	1st Down	Last Scrm	How Given Up
1	13:52	12:33	1:19	Punt	CHI 26	3	-1	0	-1	0	CHI 25	Punt
2	12:33	9:09	3:24	Muffed Punt	PIT 29	6	29	0	29	3	* PIT 3	Touchdown
3	6:15	2:32	3:43	Fumble	50	6	21	0	21	1	PIT 29	Missed FG
4	1:06	12:53	3:13	Punt	CHI 18	6	7	5	12	1	CHI 30	Punt
5	5:42	0:43	4:59	Kickoff	CHI 25	9	80	-5	75	5	* PIT 2	Touchdown
6	0:00	0:00	0:00	Fumble	PIT 1	1	0	-4	-4	0	* PIT 5	Field Goal
7	15:00	13:35	1:25	Kickoff	CHI 22	3	-2	0	-2	0	CHI 20	Punt
8	10:13	9:25	0:48	Punt	CHI 20	2	-1	0	-1	0	CHI 25	Fumble
9	6:43	14:51	6:52	Kickoff	CHI 25	10	43	-10	33	3	PIT 42	Punt
10	10:15	8:57	1:18	Punt	CHI 9	3	3	0	3	0	CHI 12	Interception
11	8:03	5:12	2:51	Kickoff	CHI 25	3	13	-10	3	0	CHI 28	Punt
12	3:26	0:52	2:34	Punt	CHI 9	8	38	0	38	2	CHI 47	Punt
13	10:00	8:27	1:33	Kickoff	CHI 26	4	74	0	74	3	* PIT 19	Touchdown

(425) Average CHI 33

\* inside opponent's 20

Time of Possession by Quarter		1st	2nd	3rd	4th	OT	Total
Visitor	Pittsburgh Steelers	5:28	7:54	6:04	8:08	0:00	27:34
Home	Chicago Bears	9:32	7:06	8:56	6:52	1:33	33:59
Kickoff Drive No.-Start Average		Steelers: 3 - PIT 29			Bears: 5 - CHI 25		



LAST TIME OUT - FINAL GAME BOOK

Final Defensive Statistics

Pittsburgh Steelers	Regular Defensive Plays											Special Teams				Misc				
	TKL	AST	COMB	SK	/ YDS	TFL	Q	IN	PD	FF	FR	TKL	AST	FF	FR	BL	TKL	AST	FF	FR
R.Shazier	11	0	11	0	0	1	0	0	0	2	1	0	0	0	0	0	0	0	0	0
M.Mitchell	8	1	9	0	0	0	0	0	1	0	0	0	0	0	0	0	0	0	0	0
V.Williams	5	2	7	0	0	1	0	0	0	0	0	0	0	0	0	0	0	0	0	0
J.Wilcox	4	1	5	0	0	0	0	1	1	0	0	0	0	0	0	0	0	0	0	0
B.Dupree	4	0	4	0	0	2	1	0	0	0	0	0	1	0	0	0	0	0	0	0
A.Burns	3	0	3	0	0	0	0	0	1	0	0	0	0	0	0	0	0	0	0	0
C.Heyward	3	0	3	0	0	0	0	0	0	0	0	0	0	0	0	0	0	0	0	0
L.Walton	3	0	3	0	0	0	0	0	0	0	0	0	0	0	0	0	0	0	0	0
T.Alualu	2	1	3	0	0	0	0	0	0	0	0	0	0	0	0	0	0	0	0	0
J.Hargrave	2	0	2	1	7	2	1	0	0	0	0	0	0	0	0	0	0	0	0	0
A.Chickillo	1	0	1	1	10	1	1	0	0	0	0	1	0	0	0	0	0	0	0	0
W.Gay	1	0	1	0	0	0	0	0	1	0	0	0	0	0	0	0	0	0	0	0
M.Hilton	1	0	1	0	0	0	0	0	0	0	0	1	0	0	0	0	0	0	0	0
D.McCullers	1	0	1	0	0	0	0	0	0	0	0	0	0	0	0	0	0	0	0	0
S.Davis	0	1	1	0	0	0	0	0	0	0	0	0	0	0	0	0	0	0	0	0
J.Haden	0	0	0	0	0	0	0	0	1	0	0	0	0	0	0	0	0	0	0	0
V.McDonald	0	0	0	0	0	0	0	0	0	0	0	1	0	1	0	0	0	0	0	0
E.Rogers	0	0	0	0	0	0	0	0	0	0	0	1	0	0	0	0	0	0	0	0
C.Sensabaugh	0	0	0	0	0	0	0	0	0	0	0	1	0	0	0	0	0	0	0	0
X.Grimble	0	0	0	0	0	0	0	0	0	0	0	0	1	0	0	0	0	0	0	0
A.Villanueva	0	0	0	0	0	0	0	0	0	0	0	0	0	0	0	0	1	0	0	0
<b>Total</b>	<b>49</b>	<b>6</b>	<b>55</b>	<b>2</b>	<b>17</b>	<b>7</b>	<b>3</b>	<b>1</b>	<b>5</b>	<b>2</b>	<b>1</b>	<b>5</b>	<b>2</b>	<b>1</b>	<b>0</b>	<b>0</b>	<b>1</b>	<b>0</b>	<b>0</b>	<b>0</b>

TKL = Tackle AST = Assist COMB = Combined QH=QB Hit IN = Interception PD = Pass Defense FF = Forced Fumble FR = Fumble Recovery

Chicago Bears	Regular Defensive Plays											Special Teams				Misc				
	TKL	AST	COMB	SK	/ YDS	TFL	QH	IN	PD	FF	FR	TKL	AST	FF	FR	BL	TKL	AST	FF	FR
D.Trevathan	8	2	10	0	0	0	0	0	0	0	0	0	0	0	0	0	0	0	0	0
K.Fuller	4	0	4	0	0	0	0	0	2	0	0	1	0	0	0	0	0	0	0	0
B.Callahan	3	1	4	1	12	0	1	0	0	1	0	0	0	0	0	0	0	0	0	0
A.Hicks	2	2	4	0	0	0	1	0	0	0	1	0	0	0	0	0	0	0	0	0
P.McPhee	3	0	3	1	3	1	1	0	0	0	0	0	0	0	0	0	0	0	0	0
P.Amukamara	2	1	3	0	0	0	0	0	2	0	0	0	0	0	0	0	0	0	0	0
E.Goldman	2	0	2	0	0	0	0	0	0	0	0	0	0	0	0	0	0	0	0	0
Q.Demps	2	0	2	0	0	0	0	0	0	0	0	0	0	0	0	0	0	0	0	0
J.Bullard	2	0	2	0	0	0	0	0	0	0	0	0	0	0	0	0	0	0	0	0
W.Young	1	1	2	1	8	1	2	0	0	0	0	0	0	0	0	0	0	0	0	0
J.Timu	1	1	2	0	0	0	0	0	1	0	0	0	0	0	0	0	0	0	0	0
M.Cooper	1	0	1	0	0	0	0	0	2	0	0	0	0	0	0	0	0	0	0	0
E.Jackson	1	0	1	0	0	0	0	0	0	0	0	0	0	0	0	0	0	0	0	0
M.Uhrein	1	0	1	0	0	0	0	0	0	0	0	0	0	0	0	0	0	0	0	0
C.Jones	0	1	1	0	0	0	0	0	0	0	0	0	0	0	0	0	0	0	0	0
L.Floyd	0	1	1	0	0	0	0	0	0	0	0	0	0	0	0	0	0	0	0	0
S.Acho	0	0	0	0	0	0	0	0	0	0	0	1	0	0	0	0	0	0	0	0
B.Cunningham	0	0	0	0	0	0	0	0	0	0	0	1	0	0	0	0	0	0	0	0
S.McManis	0	0	0	0	0	0	0	0	0	0	0	0	0	0	1	1	0	0	0	0
C.Leno	0	0	0	0	0	0	0	0	0	0	0	0	0	0	0	0	1	0	0	0
Z.Miller	0	0	0	0	0	0	0	0	0	0	0	0	0	0	0	0	1	0	0	0
M.Glennon	0	0	0	0	0	0	0	0	0	0	0	0	0	0	0	0	0	0	0	2
B.Massie	0	0	0	0	0	0	0	0	0	0	0	0	0	0	0	0	0	0	0	1
<b>Total</b>	<b>33</b>	<b>10</b>	<b>43</b>	<b>3</b>	<b>23</b>	<b>2</b>	<b>5</b>	<b>0</b>	<b>7</b>	<b>1</b>	<b>1</b>	<b>3</b>	<b>0</b>	<b>0</b>	<b>1</b>	<b>1</b>	<b>2</b>	<b>0</b>	<b>0</b>	<b>3</b>



# CHICAGO BEARS GAME RELEASE

## LAST TIME OUT - FINAL GAME BOOK

### First Half Summary

	PERIOD SCORES		TIME OF POSSESSION
Steelers	0 7 = 7	Steelers	13:22
Bears	7 10 = 17	Bears	16:38

#### Scoring Plays

Team	Qtr	Time	Play Description (Extra Point) (Drive Info)	Visitor	Home
Bears	1	9:09	Jo.Howard 3 yd. run (C.Barth kick) (6-29, 3:24)	0	7
Steelers	2	5:42	A.Brown 7 yd. pass from B.Roethlisberger (C.Boswell kick) (13-77, 7:11)	7	7
Bears	2	0:43	A.Shaheen 2 yd. pass from M.Glennon (C.Barth kick) (9-75, 4:59)	7	14
Bears	2	0:00	C.Barth 24 yd. Field Goal (1--4, 0:00)	7	17

TOTAL FIRST DOWNS		Pittsburgh Steelers	Chicago Bears
First Downs Rushing-Passing-by Penalty		11	10
		4 - 6 - 1	7 - 2 - 1
<b>THIRD DOWN EFFICIENCY</b>		2-5-40%	1-4-25%
<b>TOTAL NET YARDS</b>		164	137
Total Offensive Plays		30	29
<b>NET YARDS RUSHING</b>		25	114
<b>NET YARDS PASSING</b>		139	23
Gross Yards Passing		151	33
Times thrown-yards lost attempting to pass		1-12	1-10
<b>Pass Attempts-Completions-Had Intercepted</b>		22 - 13 - 0	8 - 5 - 0
<b>Punts-Number and Average</b>		2 - 41	2 - 55
<b>Penalties-Number and Yards</b>		5 - 30	5 - 44
<b>Fumbles-Number and Lost</b>		2 - 2	2 - 0
<b>Red Zone Efficiency</b>		1-2-50%	2-3-67%
<b>Average Drive Start</b>		PIT 29	CHI 48

#### Pittsburgh Steelers

#### Chicago Bears

RUSHING							RUSHING						
	ATT	YDS	AVG	LG	TD		ATT	YDS	AVG	LG	TD		
L.Bell	6	22	3.7	9	0	Jo.Howard	12	74	6.2	13	1		
T.Watson	1	3	3.0	3	0	T.Cohen	5	36	7.2	26	0		
						M.Glennon	3	4	1.3	2	0		
Total	7	25	3.6	9	0	Total	20	114	5.7	26	1		

PASSING											PASSING										
	ATT	CMP	YDS	SK/YD	TD	LG	IN	RT		ATT	CMP	YDS	SK/YD	TD	LG	IN	RT				
B.Roethlisberger	22	13	151	1/12	1	23	0	95.1	M.Glennon	8	5	33	1/10	1	17	0	110.9				
Total	22	13	151	1/12	1	23	0	95.1	Total	8	5	33	1/10	1	17	0	110.9				

PASS RECEIVING							PASS RECEIVING						
	TAR	REC	YDS	AVG	LG	TD		TAR	REC	YDS	AVG	LG	TD
A.Brown	10	7	77	11.0	23	1	Jo.Howard	2	2	14	7.0	10	0
M.Bryant	5	2	30	15.0	17	0	Z.Miller	1	1	17	17.0	17	0
L.Bell	2	2	16	8.0	9	0	A.Shaheen	1	1	2	2.0	2	1
J.Smith-Schuster	3	1	14	14.0	14	0	T.Cohen	1	1	0	0.0	0	0
J.James	2	1	14	14.0	14	0	M.Wheaton	2	0	0	0.0	0	0
							M.Burton	1	0	0	0.0	0	0
Total	22	13	151	11.6	23	1	Total	8	5	33	6.6	17	1

#### Pittsburgh Steelers

#### Regular Defensive Plays

#### Special Teams

#### Misc

	TKL	AST	COMB	SK	/ YDS	TFL	QH	IN	PD	FF	FR	FR	TKL	AST	FF	FR	BL	TKL	AST	FF	FR	
V.Williams	4	2	6	0	0	0	1	0	0	0	0	0	0	0	0	0	0	0	0	0	0	0
M.Mitchell	5	0	5	0	0	0	0	0	0	0	0	0	0	0	0	0	0	0	0	0	0	0
R.Shazier	5	0	5	0	0	0	0	0	0	0	0	0	0	0	0	0	0	0	0	0	0	0
A.Burns	2	0	2	0	0	0	0	0	1	0	0	0	0	0	0	0	0	0	0	0	0	0
Total	16	2	18	0	0	1	0	0	1	0	0	0	0	0	0	0	0	0	0	0	0	0

### First Half Summary

#### Chicago Bears

#### Regular Defensive Plays

#### Special Teams

#### Misc

	TKL	AST	COMB	SK	/ YDS	TFL	QH	IN	PD	FF	FR	FR	TKL	AST	FF	FR	BL	TKL	AST	FF	FR	
B.Callahan	3	1	4	1	12	0	1	0	0	1	0	0	0	0	0	0	0	0	0	0	0	0
D.Trevathan	2	2	4	0	0	0	0	0	0	0	0	0	0	0	0	0	0	0	0	0	0	0
K.Fuller	2	0	2	0	0	0	0	0	1	0	0	0	1	0	0	0	0	0	0	0	0	0
E.Goldman	2	0	2	0	0	0	0	0	0	0	0	0	0	0	0	0	0	0	0	0	0	0
Total	9	3	12	1	12	0	1	0	1	1	0	0	1	0	0	0	0	0	0	0	0	0



LAST TIME OUT - FINAL GAME BOOK

Pittsburgh Steelers vs Chicago Bears at Soldier Field

First Quarter

9/24/2017

Play By Play

CHI wins the coin toss and elects to defer. PIT elects to Receive, and CHI elects to defend the south goal.

C.Barth kicks 65 yards from CHI 35 to end zone, Touchback.

Pittsburgh Steelers at 15:00

- 1-10-PIT 25 (15:00) (Shotgun) B.Roethlisberger pass incomplete deep right to M.Bryant.
- 2-10-PIT 25 (14:53) L.Bell right guard to PIT 28 for 3 yards (A.Hicks).
- 3-7-PIT 28 (14:06) (Shotgun) B.Roethlisberger pass incomplete short right to J.James.
- 4-7-PIT 28 (14:01) (Punt formation) J.Berry punts 46 yards to CHI 26, Center-K.Canaday, fair catch by T.Cohen.

Chicago Bears at 13:52

- 1-10-CHI 26 (13:52) Jo.Howard right end to CHI 25 for -1 yards (V.Williams; T.Alualu).
- 2-11-CHI 25 (13:20) (Shotgun) M.Glennon pass short left to T.Cohen to CHI 25 for no gain (A.Burns).
- 3-11-CHI 25 (12:45) (Shotgun) M.Glennon pass incomplete short right to M.Wheaton (J.Haden).
- 4-11-CHI 25 (12:40) (Punt formation) P.O'Donnell punts 48 yards to PIT 27, Center-A.DePaola. E.Rogers MUFFS catch, RECOVERED by CHI-S.McManis at PIT 29. S.McManis to PIT 29 for no gain (E.Rogers).

Chicago Bears at 12:33

- 1-10-PIT 29 (12:33) T.Cohen right end to PIT 25 for 4 yards (M.Mitchell).
  - 2-6-PIT 25 (11:56) Jo.Howard left end pushed ob at PIT 14 for 11 yards (V.Williams). R1
  - 1-10-PIT 14 (11:21) M.Glennon right tackle to PIT 12 for 2 yards (C.Heyward).
  - 2-8-PIT 12 (10:35) Jo.Howard right end to PIT 4 for 8 yards (S.Davis; V.Williams). R2
  - 1-4-PIT 4 (9:50) Jo.Howard left tackle to PIT 3 for 1 yard (R.Shazier).
  - 2-3-PIT 3 (9:13) **Jo.Howard left guard for 3 yards, TOUCHDOWN.** R3
- C.Barth extra point is GOOD, Center-A.DePaola, Holder-P.O'Donnell.

Timeout at 09:09.

PIT 0 CHI 7, 6 plays, 29 yards, 3:24 drive, 5:51 elapsed

C.Barth kicks 67 yards from CHI 35 to PIT -2. T.Watson to PIT 22 for 24 yards (K.Fuller).

PENALTY on CHI-K.LeBlanc, Low Block, 15 yards, enforced at PIT 22.

Pittsburgh Steelers at 9:09, (1st play from scrimmage 9:02)

- 1-10-PIT 37 (9:02) B.Roethlisberger pass incomplete short left to M.Bryant.
- PENALTY on CHI-K.Fuller, Defensive Pass Interference, 10 yards, enforced at PIT 37 - No Play.* X1
- 1-10-PIT 47 (8:57) B.Roethlisberger pass short left to L.Bell pushed ob at CHI 46 for 7 yards (J.Timu).
- 2-3-CHI 46 (8:25) L.Bell right guard to CHI 45 for 1 yard (E.Goldman).
- 3-2-CHI 45 (7:40) (Shotgun) B.Roethlisberger pass short right to A.Brown to CHI 40 for 5 yards (K.Fuller) [A.Hicks]. P2
- Penalty on CHI-B.Callahan, Illegal Contact, declined.*
- 1-10-CHI 40 (7:14) (Shotgun) B.Roethlisberger pass incomplete short right to A.Brown.
- 2-10-CHI 40 (7:10) (Shotgun) L.Bell left tackle to CHI 38 for 2 yards (C.Jones; A.Hicks).
- 3-8-CHI 38 (6:23) (Shotgun) B.Roethlisberger sacked at CHI 45 for -7 yards (B.Callahan). FUMBLES (B.Callahan) [B.Callahan], RECOVERED by CHI-A.Hicks at 50. A.Hicks to 50 for no gain (A.Villanueva).

Timeout at 06:15.

Chicago Bears at 6:15

- 1-10-50 (6:15) Jo.Howard right end to PIT 49 for 1 yard (V.Williams).
- 2-9-PIT 49 (5:37) Jo.Howard left end to PIT 36 for 13 yards (J.Wilcox). R4
- 1-10-PIT 36 (4:49) T.Cohen right end to PIT 33 for 3 yards (R.Shazier).
- 2-7-PIT 33 (4:07) T.Cohen left guard to PIT 31 for 2 yards (L.Walton).
- 3-5-PIT 31 (3:23) (Shotgun) M.Glennon scrambles right guard to PIT 29 for 2 yards (R.Shazier).
- 4-3-PIT 29 (2:38) (Field Goal formation) C.Barth 47 yard field goal is No Good, Wide Right, Center-A.DePaola, Holder-P.O'Donnell.

Timeout at 02:32.

Pittsburgh Steelers at 2:32

- 1-10-PIT 37 (2:32) L.Bell right tackle to PIT 47 for 10 yards (M.Cooper).
- PENALTY on PIT, Illegal Shift, 5 yards, enforced at PIT 37 - No Play.*
- 1-15-PIT 32 (2:06) (Shotgun) B.Roethlisberger pass incomplete short right to M.Bryant.
- 2-15-PIT 32 (2:01) B.Roethlisberger pass incomplete deep right to A.Brown.
- 3-15-PIT 32 (1:55) (Shotgun) B.Roethlisberger pass short right to J.Smith-Schuster to PIT 46 for 14 yards (B.Callahan; D.Trevathan).
- 4-1-PIT 46 (1:13) (Punt formation) J.Berry punts 36 yards to CHI 18, Center-K.Canaday, fair catch by T.Cohen.

Timeout at 01:06.

Chicago Bears at 1:06

- 1-10-CHI 18 (1:06) M.Glennon pass incomplete short left to M.Burton.
- 2-10-CHI 18 (:58) Jo.Howard left tackle to CHI 20 for 2 yards (T.Alualu).
- 3-8-CHI 20 (:20) (Shotgun) M.Glennon pass incomplete deep middle to M.Wheaton (A.Burns) [C.Heyward].
- PENALTY on PIT-C.Heyward, Roughing the Passer, 15 yards, enforced at CHI 20 - No Play.* X5
- 1-10-CHI 35 (:15) T.Cohen right end pushed ob at CHI 37 for 2 yards (J.Wilcox).
- PENALTY on CHI-A.Shaheen, Illegal Block Above the Waist, 10 yards, enforced at CHI 36.*

END OF QUARTER

	Score	Time	First Downs					Efficiencies	
			P	X	T	3 Down	4 Down		
Pittsburgh Steelers	0	5:28	0	1	1	2	1/4	0/0	
Chicago Bears	7	9:32	4	0	1	5	0/2	0/0	



## LAST TIME OUT - FINAL GAME BOOK

### Second Quarter

9/24/2017

#### Play By Play

Chicago Bears continued.

- 1-19-CHI 26 (15:00) M.Glennon sacked at CHI 16 for -10 yards (A.Chickillo).
- 2-29-CHI 16 (14:18) (Shotgun) M.Glennon pass short right to Jo.Howard to CHI 20 for 4 yards (R.Shazier).
- 3-25-CHI 20 (13:38) (Shotgun) M.Glennon pass short right to Jo.Howard to CHI 30 for 10 yards (R.Shazier).
- 4-15-CHI 30 (13:04) (Punt formation) P.O'Donnell punts 62 yards to PIT 8, Center-A.DePaola. E.Rogers pushed ob at PIT 23 for 15 yards (S.Acho).

Timeout at 12:53.

#### Pittsburgh Steelers at 12:53

- 1-10-PIT 23 (12:53) (Shotgun) B.Roethlisberger pass short left to A.Brown to PIT 30 for 7 yards (B.Callahan).
- 2-3-PIT 30 (12:18) (No Huddle, Shotgun) B.Roethlisberger pass short right to M.Bryant ran ob at PIT 43 for 13 yards. P3
- 1-10-PIT 43 (11:44) (No Huddle, Shotgun) B.Roethlisberger pass short middle to A.Brown pushed ob at PIT 48 for 5 yards (P.Amukamara).
- 2-5-PIT 48 (11:12) (No Huddle, Shotgun) L.Bell right guard to CHI 47 for 5 yards (D.Trevathan). Measurement. R4
- 1-10-CHI 47 (10:27) (Shotgun) B.Roethlisberger pass short left to L.Bell to CHI 38 for 9 yards (B.Callahan).
- 2-1-CHI 38 (9:48) (No Huddle, Shotgun) L.Bell right guard to CHI 29 for 9 yards (P.McPhee). R5
- 1-10-CHI 29 (9:11) (No Huddle, Shotgun) B.Roethlisberger pass short left to M.Bryant pushed ob at CHI 22 for 7 yards (P.McPhee).  
PENALTY on PIT, Illegal Formation, 5 yards, enforced at CHI 29 - No Play.
- 1-15-CHI 34 (8:39) (Shotgun) B.Roethlisberger pass short right to J.James to CHI 20 for 14 yards (K.Fuller).
- 2-1-CHI 20 (7:51) (Shotgun) B.Roethlisberger pass incomplete deep middle to J.Smith-Schuster (P.Amukamara) [W.Young].
- 3-1-CHI 20 (7:46) T.Watson left guard to CHI 17 for 3 yards (W.Young, D.Trevathan).
- 1-10-CHI 17 (7:06) (Shotgun) B.Roethlisberger pass short right to A.Brown to CHI 9 for 8 yards (D.Trevathan). R6
- 2-2-CHI 9 (6:25) (Shotgun) L.Bell right guard to CHI 7 for 2 yards (E.Goldman). R7
- Timeout #1 by PIT at 05:52.
- 1-7-CHI 7 (5:52) (Shotgun) B.Roethlisberger pass incomplete short right to J.Smith-Schuster.
- 2-7-CHI 7 (5:47) B.Roethlisberger pass short left to A.Brown for 7 yards, TOUCHDOWN. P8
- C.Boswell extra point is GOOD, Center-K.Canaday, Holder-J.Berry.

Timeout at 05:42.

#### PIT 7 CHI 7, 13 plays, 77 yards, 7:11 drive, 9:18 elapsed

C.Boswell kicks 69 yards from PIT 35 to CHI -4. D.Thompson to CHI 25 for 29 yards (M.Hilton).

#### Chicago Bears at 5:42, (1st play from scrimmage 5:37)

- 1-10-CHI 25 (5:37) M.Glennon pass incomplete deep left to M.Wheaton (A.Burns).
- 2-10-CHI 25 (5:30) Jo.Howard left guard to CHI 33 for 8 yards (M.Mitchell).
- 3-2-CHI 33 (4:55) Jo.Howard right tackle to CHI 42 for 9 yards (M.Mitchell). R6
- 1-10-CHI 42 (4:10) T.Cohen left tackle pushed ob at PIT 32 for 26 yards (M.Mitchell). R7
- 1-10-PIT 32 (3:34) (Shotgun) M.Glennon FUMBLES (Aborted) at PIT 36, and recovers at PIT 34. M.Glennon to PIT 33 for 1 yard (V.Williams).
- 2-11-PIT 33 (3:34) (Shotgun) M.Glennon pass incomplete deep right to D.Sims (J.Wilcox).  
PENALTY on CHI-K.Wright, Illegal Motion, 5 yards, enforced at PIT 33 - No Play.
- 2-16-PIT 38 (2:47) (Shotgun) M.Glennon pass deep left to Z.Miller to PIT 21 for 17 yards (A.Burns). P8

Two-Minute Warning

- 1-10-PIT 21 (2:00) Jo.Howard right guard to PIT 15 for 6 yards (V.Williams).
- 2-4-PIT 15 (1:27) Jo.Howard right tackle to PIT 2 for 13 yards (M.Mitchell). R9
- 1-2-PIT 2 (0:47) M.Glennon pass short left to A.Shaheen for 2 yards, TOUCHDOWN. P10
- C.Barth extra point is GOOD, Center-A.DePaola, Holder-P.O'Donnell.

#### PIT 7 CHI 14, 9 plays, 75 yards, 4:59 drive, 14:17 elapsed

C.Barth kicks 65 yards from CHI 35 to end zone, Touchback.

#### Pittsburgh Steelers at 0:43

- 1-10-PIT 25 (0:43) B.Roethlisberger pass incomplete deep right to A.Brown (K.Fuller).
- 2-10-PIT 25 (:36) B.Roethlisberger pass deep right to M.Bryant to PIT 42 for 17 yards (E.Jackson). P9
- Timeout #2 by PIT at 00:27.
- 1-10-PIT 42 (:27) (Shotgun) B.Roethlisberger pass incomplete deep right to M.Bryant (P.Amukamara).
- 2-10-PIT 42 (:18) (Shotgun) PENALTY on PIT-A.Brown, False Start, 5 yards, enforced at PIT 42 - No Play.
- 2-15-PIT 37 (:17) (No Huddle, Shotgun) B.Roethlisberger pass deep right to A.Brown ran ob at CHI 41 for 22 yards. P10
- 1-10-CHI 41 (:13) (Shotgun) B.Roethlisberger pass deep middle to A.Brown to CHI 18 for 23 yards (Q.Demp). P11
- Timeout #3 by PIT at 00:06.
- 1-10-CHI 18 (0:06) (Field Goal formation) C.Boswell 35 yard field goal is BLOCKED (S.McManis), Center-K.Canaday, Holder-J.Berry, RECOVERED by CHI -M.Cooper at CHI 29. M.Cooper to PIT 1 for 70 yards (V.McDonald), FUMBLES (V.McDonald), ball out of bounds in End Zone, Touchback. The Replay Official reviewed the penalty enforcement ruling, and the play was REVERSED. (Field Goal formation) C.Boswell 35 yard field goal is BLOCKED (S.McManis), Center-K.Canaday, Holder-J.Berry, RECOVERED by CHI-M.Cooper at CHI 26. M.Cooper to PIT 1 for 73 yards (V.McDonald), FUMBLES (V.McDonald), ball out of bounds in End Zone, Touchback. PENALTY on PIT-J.Berry, Illegal Bat, 0 yards, enforced at PIT 1.

#### Chicago Bears at 0:00

- 1-1-PIT 1 (:00) PENALTY on CHI-C.Leno, False Start, 4 yards, enforced at PIT 1 - No Play.
- 1-5-PIT 5 (:00) (Field Goal formation) C.Barth 24 yard field goal is GOOD, Center-A.DePaola, Holder-P.O'Donnell.

#### PIT 7 CHI 17, 1 plays, -4 yards, 0:00 drive, 15:00 elapsed

END OF QUARTER

	Score	Time Poss	First Downs					Efficiencies	
			R	P	X	T	3 Down	4 Down	
Pittsburgh Steelers	7	7:54	4	5	0	9	1/1	0/0	
Chicago Bears	17	7:06	3	2	0	5	1/2	0/0	



LAST TIME OUT - FINAL GAME BOOK

Play By Play

Third Quarter

9/24/2017

CHI elects to Receive, and PIT elects to defend the South goal.

C.Boswell kicks 65 yards from PIT 35 to CHI 0. D.Thompson to CHI 22 for 22 yards (C.Sensabaugh).

Chicago Bears at 15:00, (1st play from scrimmage 14:52)

- 1-10-CHI 22 (14:52) M.Glennon pass short right to Jo.Howard pushed ob at CHI 24 for 2 yards (B.Dupree).
- 2-8-CHI 24 (14:16) T.Cohen right end pushed ob at CHI 20 for -4 yards (B.Dupree).
- 3-12-CHI 20 (13:50) (Shotgun) M.Glennon pass incomplete short middle to Z.Miller (W.Gay) [B.Dupree].
- 4-12-CHI 20 (13:45) (Punt formation) P.O'Donnell punts 53 yards to PIT 27, Center-A.DePaola. E.Rogers to PIT 27 for no gain (B.Cunningham).

Timeout at 13:35.

Pittsburgh Steelers at 13:35

- 1-10-PIT 27 (13:35) L.Bell right guard to PIT 31 for 4 yards (A.Hicks).
  - 2-6-PIT 31 (12:54) B.Roethlisberger pass short middle to L.Bell to PIT 35 for 4 yards (D.Trevathan).
  - 3-2-PIT 35 (12:08) (Shotgun) B.Roethlisberger pass short right to A.Brown to PIT 45 for 10 yards (M.Cooper). P12
  - 1-10-PIT 45 (11:32) (No Huddle, Shotgun) B.Roethlisberger pass short left to A.Brown to CHI 45 for 10 yards (K.Fuller). P13
  - 1-10-CHI 45 (10:39) (No Huddle, Shotgun) B.Roethlisberger pass incomplete short right to J.Smith-Schuster.
  - 2-10-CHI 45 (10:36) (Shotgun) B.Roethlisberger pass incomplete deep right to M.Bryant.
  - 3-10-CHI 45 (10:29) (Shotgun) B.Roethlisberger pass incomplete short left to J.Smith-Schuster.
- Penalty on PIT-D.DeCastro, Offensive Holding, declined.*
- 4-10-CHI 45 (10:22) (Punt formation) J.Berry punts 45 yards to end zone, Center-K.Canaday, Touchback.

Timeout at 10:13.

Chicago Bears at 10:13

- 1-10-CHI 20 (10:13) Jo.Howard right end to CHI 25 for 5 yards (C.Heyward).
  - 2-5-CHI 25 (9:34) Jo.Howard left guard to CHI 20 for -5 yards (R.Shazier), FUMBLES (R.Shazier), RECOVERED by PIT-R.Shazier at CHI 19. R.Shazier to CHI 16 for 3 yards (C.Leno).
- The Replay Official reviewed the fumble ruling, and the play was Upheld. The ruling on the field stands.

Timeout at 09:25.

Pittsburgh Steelers at 9:25

- 1-10-CHI 16 (9:25) (Shotgun) L.Bell left guard to CHI 12 for 4 yards (D.Trevathan).
  - 2-6-CHI 12 (8:41) (Shotgun) B.Roethlisberger pass incomplete short right to M.Bryant (M.Cooper).
  - 3-6-CHI 12 (8:36) (Shotgun) B.Roethlisberger scrambles left guard to CHI 6 for 6 yards (Q.Demps). R14
  - 1-6-CHI 6 (7:46) (Shotgun) B.Roethlisberger pass incomplete short middle to J.James (J.Timu).
  - 2-6-CHI 6 (7:41) L.Bell left tackle to CHI 1 for 5 yards (J.Timu; A.Hicks).
  - 3-1-CHI 1 (6:55) (Shotgun) B.Roethlisberger pass incomplete short right to A.Brown (M.Cooper).
- PENALTY on CHI-M.Cooper, Defensive Holding, 0 yards, enforced at CHI 1 - No Play.*
- 1-1-CHI 1 (6:49) (Shotgun) L.Bell left guard for 1 yard, TOUCHDOWN. X15
- C.Boswell extra point is GOOD, Center-K.Canaday, Holder-J.Berry. R16

Timeout at 06:43.

PIT 14 CHI 17, 6 plays, 16 yards, 1 penalty, 2:42 drive, 8:17 elapsed

C.Boswell kicks 65 yards from PIT 35 to end zone, Touchback.

Chicago Bears at 6:43

- 1-10-CHI 25 (6:43) Jo.Howard left end to CHI 42 for 17 yards (M.Mitchell). CHI-Jo.Howard was injured during the play. R11
  - 1-10-CHI 42 (6:11) T.Cohen right guard to CHI 41 for -1 yards (J.Hargrave).
  - 2-11-CHI 41 (5:34) M.Glennon pass short left to T.Cohen pushed ob at CHI 48 for 7 yards (A.Burns).
  - 3-4-CHI 48 (4:59) (Shotgun) M.Glennon pass short left to B.Cunningham to PIT 48 for 4 yards (V.Williams). P12
  - 1-10-PIT 48 (4:11) (Shotgun) T.Cohen left guard to PIT 48 for no gain (L.Walton).
  - 2-10-PIT 48 (3:34) M.Glennon pass short middle to T.Cohen to PIT 40 for 8 yards (L.Walton).
  - 3-2-PIT 40 (2:49) Jo.Howard left end to PIT 25 for 15 yards (M.Mitchell; J.Wilcox). R13
  - 1-10-PIT 25 (2:13) Jo.Howard right tackle to PIT 29 for -4 yards (B.Dupree).
  - 2-14-PIT 29 (2:13) M.Glennon sacked at PIT 36 for -7 yards (J.Hargrave).
  - 3-21-PIT 36 (-:49) (Shotgun) M.Glennon pass incomplete deep right to J.Bellamy.
- PENALTY on CHI-C.Leno, Offensive Holding, 10 yards, enforced at PIT 36 - No Play.*
- 3-31-PIT 46 (-:43) (Shotgun) T.Cohen left guard to PIT 42 for 4 yards (M.Hilton).

END OF QUARTER

	Score	Time	First Downs					Efficiencies	
			R	P	X	T	3 Down	4 Down	
Pittsburgh Steelers	14	6:04	2	2	1	5	2/3	0/0	
Chicago Bears	17	8:56	2	1	0	3	2/4	0/0	



LAST TIME OUT - FINAL GAME BOOK

Fourth Quarter

9/24/2017

Play By Play

Chicago Bears continued.

- 4-27-PIT 42 (15:00) (Punt formation) Penalty on CHI-J.Timu, False Start, declined.
- 4-27-PIT 42 (15:00) (Punt formation) P.O'Donnell punts 32 yards to PIT 10, Center-A.DePaola, fair catch by E.Rogers.

Pittsburgh Steelers at 14:51

- 1-10-PIT 10 (14:51) (Shotgun) L.Bell left guard to PIT 12 for 2 yards (J.Bullard).
- 2-8-PIT 12 (14:12) (No Huddle, Shotgun) B.Roethlisberger pass short left to L.Bell to PIT 24 for 12 yards (D.Trevathan). P17
- 1-10-PIT 24 (13:29) (Shotgun) L.Bell right end to PIT 25 for 1 yard (J.Bullard).
- 2-9-PIT 25 (12:52) (No Huddle, Shotgun) B.Roethlisberger pass short left to J.Smith-Schuster pushed ob at 50 for 25 yards (P.Amukamara). P18
- 1-10-50 (12:21) (Shotgun) B.Roethlisberger pass short right to J.James to CHI 45 for 5 yards (M.Unrein).
- 2-5-CHI 45 (11:42) (No Huddle, Shotgun) L.Bell right guard to CHI 43 for 2 yards (P.McPhee).
- 3-3-CHI 43 (11:03) (Shotgun) B.Roethlisberger sacked at CHI 46 for -3 yards (P.McPhee).
- 4-6-CHI 46 (10:22) (Punt formation) J.Berry punts 37 yards to CHI 9, Center-K.Canaday, fair catch by T.Cohen.

Timeout at 10:15.

Chicago Bears at 10:15

- 1-10-CHI 9 (10:15) Jo.Howard left guard to CHI 9 for no gain (R.Shazier). CHI-Jo.Howard was injured during the play.
- 2-10-CHI 9 (9:46) T.Cohen left tackle to CHI 12 for 3 yards (B.Dupree).
- 3-7-CHI 12 (9:05) (Shotgun) M.Glennon pass short right intended for Z.Miller INTERCEPTED by J.Wilcox at CHI 21. J.Wilcox to CHI 21 for no gain (Z.Miller).

Pittsburgh Steelers at 8:57

- 1-10-CHI 21 (8:57) (Shotgun) B.Roethlisberger pass incomplete short right to L.Bell.
- 2-10-CHI 21 (8:53) (Shotgun) L.Bell left guard to CHI 14 for 7 yards (D.Trevathan).
- 3-3-CHI 14 (8:12) (Shotgun) B.Roethlisberger pass incomplete short right to M.Bryant (M.Cooper).
- 4-3-CHI 14 (8:07) (Field Goal formation) C.Boswell 32 yard field goal is GOOD, Center-K.Canaday, Holder-J.Berry.

Timeout at 08:03.

PIT 17 CHI 17, 4 plays, 7 yards, 0:54 drive, 6:57 elapsed

C.Boswell kicks 65 yards from PIT 35 to end zone, Touchback.

Chicago Bears at 8:03

- 1-10-CHI 25 (8:03) (Shotgun) M.Glennon pass short left to Jo.Howard to CHI 31 for 6 yards (R.Shazier).
- 2-4-CHI 31 (7:18) PENALTY on CHI-B.Sowell, False Start, 5 yards, enforced at CHI 31 - No Play.
- 2-9-CHI 26 (6:57) Jo.Howard left end to CHI 24 for -2 yards (R.Shazier).
- 3-11-CHI 24 (6:14) (Shotgun) PENALTY on CHI-B.Sowell, False Start, 5 yards, enforced at CHI 24 - No Play.
- 3-16-CHI 19 (5:56) (Shotgun) M.Glennon pass short right to D.Thompson to CHI 28 for 9 yards (J.Wilcox).
- 4-7-CHI 28 (5:20) (Punt formation) P.O'Donnell punts 34 yards to PIT 38, Center-A.DePaola, out of bounds.

Timeout at 05:12.

Pittsburgh Steelers at 5:12

- 1-10-PIT 38 (5:12) (Shotgun) L.Bell right tackle to PIT 44 for 6 yards (A.Amos). PENALTY on PIT-C.Hubbard, Offensive Holding, 10 yards, enforced at PIT 38 - No Play.
- 1-20-PIT 28 (4:39) L.Bell right guard to PIT 41 for 13 yards (D.Trevathan).
- 2-7-PIT 41 (3:50) (No Huddle, Shotgun) B.Roethlisberger pass short right to L.Bell pushed ob at PIT 42 for 1 yard (K.Fuller).
- 3-6-PIT 42 (3:46) (No Huddle, Shotgun) B.Roethlisberger pass incomplete deep right to A.Brown (K.Fuller).
- 4-6-PIT 42 (3:41) (Punt formation) J.Berry punts 39 yards to CHI 19, Center-K.Canaday, T.Cohen to CHI 47 for 28 yards (B.Dupree; X.Grimble). PENALTY on CHI-R.Robertson-Harris, Offensive Holding, 9 yards, enforced at CHI 18.

Timeout at 03:26.

Chicago Bears at 3:26

- 1-10-CHI 9 (3:26) Jo.Howard left tackle to CHI 10 for 1 yard (C.Heyward).
- 2-9-CHI 10 (2:51) M.Glennon pass short middle to Jo.Howard to CHI 14 for 4 yards (R.Shazier). Timeout #1 by PIT at 02:41.
- 3-5-CHI 14 (2:41) (Shotgun) M.Glennon pass short left to B.Cunningham pushed ob at CHI 25 for 11 yards (W.Gay). P14
- 1-10-CHI 25 (2:33) M.Glennon pass short middle to T.Cohen to CHI 34 for 9 yards (D.McCullers).

Two-Minute Warning

- 2-1-CHI 34 (2:00) T.Cohen right guard to CHI 38 for 4 yards (R.Shazier). FUMBLES (R.Shazier), recovered by CHI-B.Massic at CHI 39. B.Massic to CHI 39 for no gain (J.Wilcox). R15
- 1-10-CHI 39 (1:23) M.Glennon pass incomplete short right to D.Thompson (M.Mitchell).
- 2-10-CHI 39 (1:19) (Shotgun) M.Glennon Aborted. C.Whitehair FUMBLES at CHI 35, recovered by CHI-M.Glennon at CHI 27. M.Glennon pass incomplete short right.
- 3-10-CHI 39 (1:11) (Shotgun) M.Glennon pass short right to B.Cunningham to CHI 47 for 8 yards (M.Mitchell). Timeout #2 by PIT at 01:00.
- 4-2-CHI 47 (1:00) (Punt formation) P.O'Donnell punts 38 yards to PIT 15, Center-A.DePaola, fair catch by E.Rogers.

Pittsburgh Steelers at 0:52

- 1-10-PIT 15 (:52) (Shotgun) B.Roethlisberger pass short left to L.Bell to PIT 19 for 4 yards (P.Amukamara; L.Floyd).
- 2-6-PIT 19 (:27) (No Huddle, Shotgun) B.Roethlisberger pass short middle to A.Brown to PIT 32 for 13 yards (D.Trevathan). P19
- Timeout #3 by PIT at 00:22.
- 1-10-PIT 32 (:22) (Shotgun) B.Roethlisberger sacked at PIT 24 for -8 yards (W.Young).

END OF QUARTER

	Score	Time Poss	First Downs					Efficiencies	
			R	P	X	T	3 Down	4 Down	
Pittsburgh Steelers	17	8:08	0	3	0	3	0/3	0/0	
Chicago Bears	17	6:52	1	1	0	2	1/4	0/0	





LAST TIME OUT • FINAL GAME BOOK

Play By Play

Overtime

9/24/2017

CHI wins toss, elects to Receive, and PIT elects to defend the South goal.

C.Boswell kicks 57 yards from PIT 35 to CHI 8. D.Thompson pushed ob at CHI 26 for 18 yards (A.Chickillo).

Chicago Bears at 10:00, (1st play from scrimmage 9:53)

1-10-CHI 26 (9:53) Jo.Howard right end to CHI 27 for 1 yard (T.Alualu).

2-9-CHI 27 (9:14) T.Cohen right guard ran ob at PIT 37 for 36 yards.

The Replay Official reviewed the runner was out of bounds ruling, and the play was Upheld. The ruling on the field was confirmed.

(8:51) Jo.Howard left end pushed ob at PIT 19 for 18 yards (M.Mitchell).

Timeout #1 by CHI at 08:34.

1-10-PIT 19 (8:34) Jo.Howard left tackle for 19 yards, TOUCHDOWN.

R16

R17

R18

		PIT 17 CHI 23, 4 plays, 74 yards, 1:33 drive, 6:33 elapsed						
END OF QUARTER		Time Poss	First Downs				Efficiencies	
			R	P	X	T	3 Down	4 Down
Pittsburgh Steelers	17	0:00	0	0	0	0	0/0	0/0
Chicago Bears	23	1:33	3	0	0	3	0/0	0/0

Miscellaneous Statistics Report

Pittsburgh Steelers vs Chicago Bears

9/24/2017 at Soldier Field

Ten Longest Plays for Pittsburgh Steelers

Yards	Qtr	Play Start	Play Description
25	4	2-9-PIT 25	(12:52) (No Huddle, Shotgun) B.Roethlisberger pass short left to J.Smith-Schuster pushed ob at 50 for 25 yards (P.Amukamara).
23	2	1-10-CHI 41	(:13) (Shotgun) B.Roethlisberger pass deep middle to A.Brown to CHI 18 for 23 yards (Q.Demps).
22	2	2-15-PIT 37	(:17) (No Huddle, Shotgun) B.Roethlisberger pass deep right to A.Brown ran ob at CHI 41 for 22 yards.
17	2	2-10-PIT 25	(:36) B.Roethlisberger pass deep right to M.Bryant to PIT 42 for 17 yards (E.Jackson).
14	1	3-15-PIT 32	(1:55) (Shotgun) B.Roethlisberger pass short right to J.Smith-Schuster to PIT 46 for 14 yards (B.Calahan; D.Trevathan).
14	2	1-15-CHI 34	(8:39) (Shotgun) B.Roethlisberger pass short right to J.James to CHI 20 for 14 yards (K.Fuller).
13	2	2-3-PIT 30	(12:18) (No Huddle, Shotgun) B.Roethlisberger pass short right to M.Bryant ran ob at PIT 43 for 13 yards.
13	4	1-20-PIT 28	(4:39) L.Bell right guard to PIT 41 for 13 yards (D.Trevathan).
13	4	2-6-PIT 19	(:27) (No Huddle, Shotgun) B.Roethlisberger pass short middle to A.Brown to PIT 32 for 13 yards (D.Trevathan).
12	4	2-8-PIT 12	(14:12) (No Huddle, Shotgun) B.Roethlisberger pass short left to L.Bell to PIT 24 for 12 yards (D.Trevathan).

Ten Longest Plays for Chicago Bears

Yards	Qtr	Play Start	Play Description
36	5	2-9-CHI 27	(9:14) T.Cohen right guard ran ob at PIT 37 for 36 yards.
26	2	1-10-CHI 42	(4:10) T.Cohen left tackle pushed ob at PIT 32 for 26 yards (M.Mitchell).
19	5	1-10-PIT 19	(8:34) Jo.Howard left tackle for 19 yards, TOUCHDOWN.
18	5	1-10-PIT 37	(8:51) Jo.Howard left end pushed ob at PIT 19 for 18 yards (M.Mitchell).
17	2	2-16-PIT 38	(2:47) (Shotgun) M.Glennon pass deep left to Z.Miller to PIT 21 for 17 yards (A.Burns).
17	3	1-10-CHI 25	(6:43) Jo.Howard left end to CHI 42 for 17 yards (M.Mitchell). CHI-Jo.Howard was injured during the play.
15	3	3-2-PIT 40	(2:49) Jo.Howard left end to PIT 25 for 15 yards (M.Mitchell; J.Wilcox).
13	1	2-9-PIT 49	(5:37) Jo.Howard left end to PIT 36 for 13 yards (J.Wilcox).
13	2	2-4-PIT 15	(1:27) Jo.Howard right tackle to PIT 2 for 13 yards (M.Mitchell).
11	1	2-6-PIT 25	(11:56) Jo.Howard left end pushed ob at PIT 14 for 11 yards (V.Williams).

Touchdown Scoring Information

	Offense	Defense	Special Teams
VISITOR Pittsburgh Steelers	2	0	0
HOME Chicago Bears	3	0	0

Player Scoring Information

Club	Player	TD	Rush TD	Rec TD	KO TD	Punt TD	Int TD	Fum TD	Misc TD	FG	XP	2Pt Rush	2Pt Rec	Sfty	Points
PIT	L.Bell	0	1	0	0	0	0	0	0	0	0	0	0	0	6
PIT	A.Brown	0	0	1	0	0	0	0	0	0	0	0	0	0	6
PIT	C.Boswell	0	0	0	0	0	0	0	0	1	2	0	0	0	5
CHI	Jo.Howard	0	2	0	0	0	0	0	0	0	0	0	0	0	12
CHI	A.Shaheen	0	0	1	0	0	0	0	0	0	0	0	0	0	6
CHI	C.Barth	0	0	0	0	0	0	0	0	1	2	0	0	0	5

Possession Detail

	First Half		Second Half		Game	
	Visitor	Home	Visitor	Home	Visitor	Home
Largest Lead	0	10	0	6	0	10
Drives Leading	0	3	0	4	0	7
Time of Possession Leading	0:00	6:56	0:00	10:23	0:00	17:19
Largest Deficit	-10	0	-6	0	-10	0
Drives Trailing	4	0	4	0	8	0
Time of Possession Trailing	12:14	0:00	11:34	0:00	23:48	0:00
Times Score Tied Up		1		1		2
Lead Changes		2		1		3



LAST TIME OUT • FINAL GAME BOOK

Playtime Percentage

Percent of playtime per player on offense, defense and special teams

Pittsburgh Steelers

Chicago Bears

Pittsburgh Steelers				Chicago Bears			
	Offense	Defense	Special Teams		Offense	Defense	Special Teams
C Hubbard	T	64 100%	4 15%	B Massie	T	65 100%	4 15%
A Villanueva	T	64 100%	4 15%	K Long	G	65 100%	4 15%
D DeCastro	G	64 100%	4 15%	C Leno	T	65 100%	4 15%
B Roethlisberger	QB	64 100%		C Whitehair	C	65 100%	4 15%
M Pouncey	C	64 100%		M Glennon	QB	65 100%	
A Brown	WR	64 100%		B Sowell	T	51 78%	4 15%
L Bell	RB	62 97%		D Sims	TE	50 77%	4 15%
B Finney	C	54 84%	7 26%	D Thompson	WR	46 71%	5 19%
J Smith-Schuster	WR	51 80%	3 11%	J Howard	RB	41 63%	
J James	TE	46 72%	1 4%	M Wheaton	WR	40 62%	
M Bryant	WR	45 70%		K Wright	WR	35 54%	
E Rogers	WR	21 33%	6 22%	Z Miller	TE	32 49%	
V McDonald	TE	16 25%	7 26%	T Cohen	RB	28 43%	5 19%
R Foster	G	10 16%		J Bellamy	WR	19 29%	6 22%
X Grimble	TE	8 12%	5 19%	A Shaheen	TE	15 23%	13 48%
R Nix	FB	4 6%	19 70%	M Burton	FB	14 22%	11 41%
D Heyward-Bey	WR	2 3%	16 59%	H Grasu	C	14 22%	
T Watson	RB	1 2%	14 52%	B Cunningham	RB	5 8%	18 67%
R Shazier	LB	65 100%	4 15%	E Jackson	FS	62 97%	8 30%
A Burns	CB	64 98%	10 37%	D Trevathan	LB	62 97%	1 4%
J Haden	CB	64 98%	4 15%	L Floyd	LB	60 94%	1 4%
A Chickillo	LB	62 95%	23 85%	A Hicks	DE	56 88%	1 4%
B Dupree	LB	62 95%	4 15%	B Callahan	CB	56 88%	
T Alualu	DE	57 88%	4 15%	K Fuller	CB	51 80%	6 22%
C Heyward	DE	56 86%	7 26%	Q Demps	SS	47 73%	
V Williams	LB	55 85%	9 33%	M Cooper	CB	40 62%	5 19%
M Mitchell	FS	55 85%	2 7%	W Young	LB	39 61%	1 4%
S Davis	SS	39 60%	7 26%	E Goldman	NT	37 58%	5 19%
J Hargrave	NT	38 58%	3 11%	C Jones	LB	36 56%	10 37%
J Wilcox	FS	35 54%	5 19%	P Amukamara	CB	36 56%	2 7%
M Hilton	CB	20 31%	14 52%	M Unrein	DE	31 48%	9 33%
L Walton	DE	18 28%	2 7%	P McPhee	LB	28 44%	
W Gay	CB	10 15%		J Timu	LB	17 27%	23 85%
D McCullers	NT	7 11%		J Bullard	DE	17 27%	4 15%
A Moats	LB	3 5%	8 30%	A Amos	FS	15 23%	22 81%
J Harrison	LB	3 5%		R Robertson-Harris	DE	11 17%	13 48%
L Fort	LB	1 2%	19 70%	S Acho	LB	2 3%	18 67%
T Matakevich	LB	1 2%	17 63%	S McManis	CB	1 2%	22 81%
R Golden	SS	19 70%		J Anderson	LB		18 67%
C Sensabaugh	CB		11 41%	D Houston-Carson	FS		12 44%
J Berry	P		9 33%	A DePaola	LS		10 37%
C Boswell	K		9 33%	P O'Donnell	P		10 37%
K Canaday	LS		9 33%	C LeBlanc	CB		7 26%
M Feiler	T		4 15%	C Barth	K		7 26%
J Conner	RB		3 11%				



2017 GAME RECAPS



**Week 1**  
**Falcons 23, Bears 17**  
 Soldier Field (61,857)  
 Sunday, Sept. 10, 2017

<b>ATLANTA</b>	3	7	3	10	23
<b>CHICAGO</b>	0	10	0	7	17

**FIRST QUARTER**

Falcons 7:56 Bryant 48 yd. Field Goal

**SECOND QUARTER**

Bears 14:55 Barth 54 yd. Field Goal  
 Falcons 4:29 Freeman 5 yd. run (Bryant kick)  
 Bears 0:14 Howard 4 yd. run (Barth kick)

**THIRD QUARTER**

Falcons 2:10 Bryant 28 yd. Field Goal

**FOURTH QUARTER**

Falcons 11:55 Hooper 88 yd. pass from Ryan (Bryant kick)  
 Bears 7:26 Cohen 19 yd. pass from Glennon (Barth kick)  
 Falcons 3:24 Bryant 37 yd. Field Goal

**FALCONS BEARS**

First Downs.....	18	20
3rd Down .....	5-11	5-13
Total Net Yards .....	372	301
Off Plays .....	55	63
Avg Gain .....	6.8	4.8
Rushing Net.....	64	125
Passing Net .....	308	176
Penalties (Yds).....	8 (73)	4 (40)
Turnovers.....	0	0
Punts (Avg).....	3 (59.3)	5 (48.8)
TDs .....	2	2
FGs.....	3-3	1-1
TO Remain .....	1	0
Time of Poss.....	30:34	29:26

**PASSING LEADERS**

**FALCONS** – Ryan 21-30-0, 321 yds, 1 TD.  
**BEARS** – Glennon 26-40-0, 213 yds, 1 TD.

**RUSHING LEADERS**

**FALCONS** – Freeman 12-37, 1 TD; Coleman 8-16.  
**BEARS** – Cohen 5-66; Howard 13-52, 1 TD; Burton 1-7.

**RECEIVING LEADERS**

**FALCONS** – Hooper 2-128, 1 TD; Jones 4-66; Sanu 6-47; Coleman 4-42; Gabriel 3-36.  
**BEARS** – Cohen 8-47, 1 TD; Miller 4-39; Wright 3-34; Sims 2-31; Bellamy 3-27; Howard 3-14; White 2-6; Thompson 1-15.

The Bears came tantalizingly close to pulling off a dramatic upset of the defending NFC champion Falcons in the season opener at Soldier Field.

But four failed attempts by the Chicago offense to score the go-ahead touchdown from the 5-yard line in the final seconds enabled Atlanta to escape with a 23-17 win.

After three straight incompletions, quarterback Mike Glennon was sacked from behind by defensive end Brooks Reed with :03 remaining. Glennon had completed 7 of 11 passes for 54 yards on the drive to reach the 5 with :21 left, including a 14-yard strike to Joshua Bellamy on 4th and 3 from the Falcons' 42.

Rookie running back Tarik Cohen had a breakout performance in his NFL debut, rushing for 66 yards on five carries and catching eight passes for 47 yards. The fourth-round draft pick had a nifty 46-yard run, a 19-yard touchdown catch and a 17-yard punt return.

The Falcons led 3-0 before the Bears tied it 3-3 on Connor Barth's 54-yard field goal on the first play of the second quarter. The 10-play, 41-yard drive was sustained by Glennon's 15-yard pass to Deonte Thompson on third-and-eight.

Devonta Freeman's 5-yard TD dash around left end gave the Falcons a 10-3 lead with 4:29 left in the second quarter. The 11-play, 83-yard drive was highlighted by Matt Ryan completions of 18 and 25 yards to Julio Jones and 18 yards to Taylor Gabriel. The Atlanta quarterback completed 21 of 30 passes for 321 yards with one TD.

The Bears answered, tying the score 10-10 on Jordan Howard's 5-yard TD run. Lining up in the Wildcat formation, Cohen took the shotgun snap and handed off to Howard, who dashed around right end and picked up a block from Glennon, who was lined up wide on the play.

All seven plays on the 75-yard drive were runs, with the longest a 46-yard scamper by Cohen, who took a handoff to his left, reversed field and burst between two defenders.

The Falcons scored the game's next 10 points to take a 20-10 lead. Matt Bryant's 28-yard field goal made it 13-10 late in the third quarter. The Bears seemingly had forced Atlanta to punt following a third-down incompletion. But a roughing-the-passer penalty on Hicks sustained the drive.

The Falcons then widened the margin to 20-10 on Ryan's 88-yard touchdown pass to Austin Hooper. The Bears defense lined up late on the play and left the tight end uncovered down the middle of the field.

The Bears answered on their next drive as Glennon completed 7 of 9 passes for 70 yards, including a 19-yard TD to Cohen, to cut the deficit to 20-17 with 7:26 left in the fourth quarter. But the Falcons increased their lead to 23-17 on Bryant's 37-yard field goal with 3:24 to play and then held off the Bears on their final possession to secure the victory.

**2017 GAME RECAPS**

**Week 2**  
**Buccaneers 29, Bears 7**  
 Raymond James Stadium (56,640)  
 Sunday, Sept. 17, 2017

<b>CHICAGO</b>	0	0	0	7	7
<b>TAMPA BAY</b>	10	16	0	3	29

**FIRST QUARTER**

Bucs	8:58	Folk 42 yd. Field Goal
Bucs	0:10	Evans 13 yd. pass from Winston (Folk kick)

**SECOND QUARTER**

Bucs	7:30	Rodgers 1 yd. run (Folk kick)
Bucs	4:09	McClain 47 yd. INT return (kick failed),
Bucs	0:00	Folk 50 yd. Field Goal

**FOURTH QUARTER**

Bucs	12:26	Folk 23 yd. Field Goal
Bears	1:43	Thompson 14 yd. pass from Glennon (Barth kick)

	<b>BEARS</b>	<b>BUCS</b>
First Downs.....	19	22
3rd Down .....	7-14	8-15
Total Net Yards .....	310	311
Off Plays .....	62	67
Avg Gain .....	5.0	4.6
Rushing Net.....	20	117
Passing Net .....	290	194
Penalties (Yds).....	8 (59)	4 (34)
Turnovers .....	4	1
Punts (Avg).....	3 (56.0)	3 (48.7)
TDs .....	1	3
FGs.....	0-0	3-3
TO Remain.....	3	2
Time of Poss.....	26:49	33:11

**PASSING LEADERS**

**BEARS** - Glennon 31-45-2, 301 yds, 1 TD.  
**BUCS** - Winston 18-30-0, 204 yds, 1 TD.

**RUSHING LEADERS**

**BEARS** - Cohen 7-13; Howard 9-7.  
**BUCS** - Rodgers 19-67, 1 TD; Barber 10-47.

**RECEIVING LEADERS**

**BEARS** - Wright 7-69; Thompson 4-57, 1 TD; Cohen 8-55; Bellamy 4-51; Miller 6-42; Gentry 2-27.  
**BUCS** - Evans 7-93, 1 TD; Jackson 3-39; Brate 2-24; Humphries 2-18; Howard 1-17.

After not committing any turnovers in last week's season opener against the Falcons, the Bears coughed up the ball four straight times to begin Sunday's game, enabling the Buccaneers to race to a 23-0 second-quarter lead en route to a 29-7 victory at Raymond James Stadium.

Quarterback Mike Glennon accounted for three of the four turnovers with two interceptions—one of which was returned for a touchdown—and a fumble. His stats were decent; he completed 31 of 45 passes for 301 yards with a 76.2 passer rating.

After Nick Folk's 42-yard field gave the Buccaneers a 3-0 lead midway through the opening period, Glennon completed his first six pass attempts for 53 yards. But his seventh throw over the middle intended for tight end Dion Sims was intercepted by linebacker Kwon Alexander, who returned it 22 yards to the Tampa Bay 38.

It appeared that the Buccaneers would go three-and-out when Akiem Hicks stopped running back Charles Sims for no gain on third-and-one. But Tarik Cohen tried to field a bouncing punt while surrounded by two defenders, resulting in a fumble that was recovered by Buccaneers.

On the next play, receiver Mike Evans caught a 13-yard touchdown pass from Jameis Winston on a fade in the right corner of the end zone, beating Marcus Cooper Sr. to give Tampa Bay a 10-0 lead with :10 left in the first quarter.

The Bears then committed their third straight turnover when Glennon fumbled while being sacked by defensive end Noah Spence. The ball popped into the air and was caught by linebacker Lavonte David at the Bears' 35.

The Buccaneers converted the turnover into Jacquizz Rodgers' 1-yard TD run, widening the margin to 17-0 with 7:30 remaining in the half.

Things then went from bad to worse as Glennon's pass intended for Joshua Bellamy along the sideline was intercepted by cornerback Robert McClain and returned 47 yards for a touchdown. Folk missed the extra point, but Tampa Bay led 23-0.

Folk made amends, however, drilling a 50-yard field goal as time expired in the first half to increase the Buccaneers' lead to 26-0. Folk added a 23-yarder early in the fourth quarter to make it 29-0.

The Bears failed to advance into the red zone through the game's first three quarters, but they did so on all three of their possessions in the final period. They turned the ball over on downs twice before Glennon hit Deonte Thompson with a 14-yard touchdown pass in the back left corner of the end zone with 1:43 left in the game.



## 2017 GAME RECAPS



**Week 3**  
**Bears 23, Steelers 17**  
 Soldier Field (62,172)  
 Sunday, Sept. 24, 2017

<b>PITTSBURGH</b>	0	7	7	3	0	17
<b>CHICAGO</b>	7	10	0	0	6	23

**FIRST QUARTER**

Bears 9:09 Howard 3 yd. run (Barth kick)

**SECOND QUARTER**

Steelers 5:42 Brown 7 yd. pass from Roethlisberger (Boswell kick)  
 Bears 0:43 Shaheen 2 yd. pass from Glennon (Barth kick)  
 Bears 0:00 Barth 24 yd. Field Goal

**THIRD QUARTER**

Steelers 6:43 Bell 1 yd. run (Boswell kick)

**FOURTH QUARTER**

Steelers 8:03 Boswell 32 yd. Field Goal

**OVERTIME**

Bears 8:27 Howard 19 yd. run

	<b>BEARS</b>	<b>STEELERS</b>
First Downs.....	18	19
3rd Down .....	4-12	4-11
Total Net Yards .....	304	282
Off Plays .....	62	59
Avg Gain .....	4.9	4.8
Rushing Net.....	220	70
Passing Net .....	84	212
Penalties (Yds).....	10 (73)	6 (40)
Turnovers .....	2	2
Punts (Avg).....	6 (44.5)	5 (40.6)
TDs .....	2	3
FGs.....	1-2	1-2
TO Remain.....	2	1
Time of Poss.....	33:59	27:34

**PASSING LEADERS**

**BEARS** - Glennon 15-22-1, 101 yds, 1 TD.

**STEELERS** - Roethlisberger 22-39, 235 yds, 1 TD.

**RUSHING LEADERS**

**BEARS** - Howard 23-138, 2 TD; Cohen 12-78.

**STEELERS** - Bell 15-61, 1 TD.

**RECEIVING LEADERS**

**BEARS** - Howard 5-26; Cohen 4-24; Cunningham 3-23.

**STEELERS** - Brown 10-110, 1 TD; Smith-Schuster 2-39.

Fueled by a dominant running game and a stingy defense Sunday at Soldier Field, the Bears improved to 1-2 with a stunning 23-17 overtime victory over the Pittsburgh Steelers.

Pro Bowl running back Jordan Howard rushed for 138 yards and two touchdowns on 23 carries, including a game-winning 19-yard TD run with 8:27 remaining in overtime.

Howard's touchdown capped the Bears' first possession of overtime and came two plays after Tarik Cohen had apparently ended the game with a dazzling 73-yard TD run. But after a replay review it was determined that the rookie had stepped out of bounds at the Pittsburgh 37.

With Cohen adding 78 yards on 12 carries, the Bears rushed for 220 yards.

Backed by an opportunistic defense, the Bears led 17-7 at halftime. But the offense committed two turnovers deep in Chicago territory and the Steelers converted the miscues into 10 points, trying the score 17-17 midway through the fourth quarter.

After Pittsburgh recovered a Howard fumble at the Bears' 16, Le'Veon Bell's 1-yard TD run cut the deficit to 17-14 midway through the third quarter. Mike Glennon's pass intended for Zach Miller was then intercepted by safety J.J. Wilcox at the Chicago 21, leading to Chris Boswell's game-tying field goal with 8:03 to play in regulation.

The Bears defense held Bell to 61 yards on 15 rushes and limited Ben Roethlisberger--who completed 22 of 39 passes for 235 yards--to an 82.7 passer rating.

After mustering only one takeaway in their first two games, the Bears generated two in the first quarter Sunday. First, McManis recovered a muffed punt by the Steelers' Eli Rogers at the Pittsburgh 29. That led to Howard's 3-yard touchdown run, which gave the Bears a 7-0 lead.

The defense then generated a second takeaway when Bryce Callahan sacked Roethlisberger on a blitz, forcing a fumble that Akiem Hicks recovered at the 50. But the Bears failed to capitalize on the turnover as Barth missed a 47-yard field goal attempt.

The Steelers tied the game 7-7 on Roethlisberger's 7-yard touchdown pass to Antonio Bryant with 5:42 left in the first half.

Glennon's 2-yard touchdown pass to Adam Shaheen gave the Bears a 14-7 lead with :43 left in the first half. Howard rushed for 36 yards on four carries and Cohen had a 26-yard run on the nine-play, 75-yard drive. The TD was Shaheen's first NFL catch.

Operating a run-oriented attack, Glennon completed 15 of 22 passes for 101 yards with one touchdown, one interception and a 74.2 passer rating.





## STATISTICS

## CHICAGO BEARS 2017 INDIVIDUAL GAME-HIGHS

BEARS				OPPONENTS				
Date	Opponent	Player	No	PASSING	No	Player	Opponent	Date
9/17/17	at TB	Glennon	45	Attempts	39	Roethlisberger	PIT	9/24/17
9/17/17	at TB	Glennon	31	Completions	22	Roethlisberger	PIT	9/24/17
9/17/17	at TB	Glennon	301	Yards	321	Ryan	ATL	9/10/17
9/10/17	ATL	Glennon	22	Long	88t	Ryan	ATL	9/10/17
9/24/17	PIT	Last: Glennon	1	TDs	1	Last: Roethlisberger	PIT	9/24/17
9/17/17	at TB	Glennon	2	INTs				
Date	Opponent	Player	No	RECEIVING	No	Player	Opponent	Date
9/17/17	at TB	Last: Cohen	8	Receptions	10	Brown	PIT	9/24/17
9/17/17	at TB	Wright	69	Yards	128	Hooper	ATL	9/10/17
9/10/17	ATL	Sims	22	Long	88t	Hooper	ATL	9/10/17
9/24/17	PIT	Last: Shaheen	1	TDs	1	Last: Brown	PIT	9/24/17
Date	Opponent	Player	No	RUSHING	No	Player	Opponent	Date
9/24/17	PIT	Howard	23	Rushes	19	Rodgers	at TB	9/17/17
9/24/17	PIT	Howard	138	Yards	67	Rodgers	at TB	9/17/17
9/10/17	ATL	Cohen	46	Long	14	Barber	at TB	9/17/17
9/24/17	PIT	Howard	2	TDs	1	Last: Bell	PIT	9/24/17
Date	Opponent	Player	No	TACKLES	No	Player	Opponent	Date
9/24/17	PIT	Last: Trevathan	10	Total Tackles	11	Shazier	PIT	9/24/17
9/24/17	PIT	Trevathan	8	Solos	11	Shazier	PIT	9/24/17
9/17/17	at TB	Jones	4	Assists	3	Gholston	at TB	9/17/17
9/10/17	ATL	Hicks	2.0	Sacks	2.0	Reed	ATL	9/10/17
9/10/17	ATL	Hicks	2	TFLs	3	Reed	ATL	9/10/17
Date	Opponent	Player	No	INTERCEPTIONS	No	Player	Opponent	Date
				INTs	1	Last: Wilcox	PIT	9/24/17
				Long Return	47t	McClain	at TB	9/17/17
				TDs	1	McClain	at TB	9/17/17
Date	Opponent	Player	No	PUNT RETURNS	No	Player	Opponent	Date
9/10/17	ATL	Cohen	3	Returns	3	Rogers	PIT	9/24/17
9/10/17	ATL	Cohen	45	Yards	24	Roberts	ATL	9/10/17
9/10/17	ATL	Cohen	17	Long	17	Reedy	at TB	9/17/17
				TDs				
Date	Opponent	Player	No	KICKOFF RETURNS	No	Player	Opponent	Date
9/24/17	PIT	Thompson	3	Returns	1	Last: Rogers	PIT	9/24/17
9/24/17	PIT	Thompson	69	Yards	24	Rogers	PIT	9/24/17
9/24/17	PIT	Thompson	29	Long	24	Rogers	PIT	9/24/17
				TDs				
Date	Opponent	Player	No	FIELD GOALS	No	Player	Opponent	Date
9/24/17	PIT	Barth	2	Attempts	3	Last: Folk	at TB	9/17/17
9/24/17	PIT	Last: Barth	1	Made	3	Last: Folk	at TB	9/17/17
9/10/17	ATL	Barth	54	Long	50	Folk	at TB	9/17/17
Date	Opponent	Player	No	PUNTS	No	Player	Opponent	Date
9/24/17	PIT	O'Donnell	6	Punts	5	Berry	PIT	9/24/17
9/24/17	PIT	O'Donnell	267	Yards	203	Berry	PIT	9/24/17
9/17/17	at TB	O'Donnell	56.0	Average	59.3	Bosher	ATL	9/10/17
9/10/17	ATL	O'Donnell	69	Long	62	Bosher	ATL	9/10/17
9/10/17	ATL	O'Donnell	3	In-20	3	Berry	PIT	9/24/17
9/17/17	at TB	Last: O'Donnell	1	Touchbacks	1	Berry	PIT	9/24/17



STATISTICS

CHICAGO BEARS 2017 WEEK-BY-WEEK LEADERS

DATE	OPPONENT	Scoring	Rushing Yards	Receptions	Receiving Yards	Tackles
9/10	vs ATL	Cohen, Howard - 6	Cohen - 66	Cohen - 8	Cohen - 47	Freeman - 10
9/17	@ TB	Thompson - 6	Cohen - 13	Cohen - 8	Wright - 69	Jackson - 8
9/24	vs PIT	Howard - 12	Howard - 138	Howard - 5	Howard - 26	Trevathan - 10
9/28	@ GB					
10/9	vs MIN					
10/15	@ BAL					
10/22	vs CAR					
10/29	@ NO					
11/12	vs GB					
11/19	vs DET					
11/26	@ PHI					
12/3	vs SF					
12/10	@ CIN					
12/16	@ DET					
12/24	vs CLE					
12/31	@ MIN					
Most Times Led or Tied for Lead		Howard - 2	Cohen - 2	Cohen - 2	Cohen, Howard, Wright - 1	Freeman, Jackson, Trevathan - 1

CHICAGO BEARS 2017 QUARTER-BY-QUARTER SCORING

DATE	OPPONENT	BEARS							OPPONENTS							Point Differential		
		1	2	1H	3	4	2H	OT	TOT	1	2	1H	3	4	2H		OT	TOT
9/10	vs ATL	0	10	10	0	7	7	0	17	3	7	10	3	10	13	0	23	-6
9/17	@ TB	0	0	0	0	7	7	0	7	10	16	26	0	3	3	0	29	-22
9/24	vs PIT	7	10	17	0	0	0	6	23	0	7	7	7	3	10	0	17	+6
9/28	@ GB																	
10/9	vs MIN																	
10/15	@ BAL																	
10/22	vs CAR																	
10/29	@ NO																	
11/12	vs GB																	
11/19	vs DET																	
11/26	@ PHI																	
12/3	vs SF																	
12/10	@ CIN																	
12/16	@ DET																	
12/24	vs CLE																	
12/31	@ MIN																	
<b>Regular Season Totals</b>		<b>7</b>	<b>20</b>	<b>27</b>	<b>0</b>	<b>14</b>	<b>14</b>	<b>6</b>	<b>47</b>	<b>13</b>	<b>30</b>	<b>43</b>	<b>10</b>	<b>16</b>	<b>26</b>	<b>0</b>	<b>69</b>	<b>-22</b>





STATISTICS

CHICAGO BEARS 2017 RED ZONE EFFICIENCY

BEARS RED ZONE STATS																			
DATE	OPPONENT	Drives In		Scoring		TDs	TD %	Missed			Blocked	Turnovers	Downs	Time	Avg. Points	GOAL - TO - GO			
		Red Zone	Scores	%	FGs			FGs	FG	Drives						TDs	TD %	FGs	
9/10	vs ATL	3	2	66.7%	2	66.7%	0	0	0	0	0	1	0	4.7	2	1	50.0%	0	
9/17	@ TB	3	1	33.3%	1	33.3%	0	0	0	0	0	2	0	2.3	0	0	0.0%	0	
9/24	vs PIT	4	4	100.0%	3	75.0%	1	0	0	0	0	0	0	6.0	3	2	66.7%	1	
9/28	@ GB																		
10/9	vs MIN																		
10/15	@ BAL																		
10/22	vs CAR																		
10/29	@ NO																		
11/12	vs GB																		
11/19	vs DET																		
11/26	@ PHI																		
12/3	vs SF																		
12/10	@ CIN																		
12/16	@ DET																		
12/24	vs CLE																		
12/31	@ MIN																		
<b>Totals</b>		10	7	70.0%	6	60.0%	1	0	0	0	0	3	0	4.5	5	3	60.0%	1	

OPPONENT RED ZONE STATS																			
DATE	OPPONENT	Drives In		Scoring		TDs	TD %	Missed			Blocked	Turnovers	Downs	Time	Avg. Points	GOAL - TO - GO			
		Red Zone	Scores	%	FGs			FGs	FG	Drives						TDs	TD %	FGs	
9/10	vs ATL	3	3	100.0%	1	33.3%	2	0	0	0	0	0	0	4.3	2	1	50.0%	1	
9/17	@ TB	5	4	80.0%	2	40.0%	2	0	0	1	1	0	0	4.0	2	1	50.0%	1	
9/24	vs PIT	4	3	75.0%	2	50.0%	1	0	1	0	0	0	0	4.2	2	2	100.0%	0	
9/28	@ GB																		
10/9	vs MIN																		
10/15	@ BAL																		
10/22	vs CAR																		
10/29	@ NO																		
11/12	vs GB																		
11/19	vs DET																		
11/26	@ PHI																		
12/3	vs SF																		
12/10	@ CIN																		
12/16	@ DET																		
12/24	vs CLE																		
12/31	@ MIN																		
<b>Totals</b>		12	10	83.3%	5	41.7%	5	0	1	1	1	0	0	4.2	6	4	66.7%	2	



STATISTICS

CHICAGO BEARS 2017 DRIVE ENGINEERING

BEARS OFFENSIVE DRIVES																	
		Total			FG	FG		Punt							Scoring	1st Half	2nd Half
DATE	OPPONENT	Drives	TDs	FGs	Miss	Block	Punt	Block	INT	Fumble	Downs	Time	Safety	Points	Efficiency	1st Drive	1st Drive
9/10	vs ATL	9	2	1	0	0	5	0	0	0	1	0	0	17	33.3%	Punt	Punt
9/17	@ TB	9	1	0	0	0	3	0	2	1	2	0	0	7	11.1%	INT	Punt
9/24	vs PIT	13	3	1	1	0	6	0	1	1	0	0	0	23	30.8%	Punt	Punt
9/28	@ GB																
10/9	vs MIN																
10/15	@ BAL																
10/22	vs CAR																
10/29	@ NO																
11/12	vs GB																
11/19	vs DET																
11/26	@ PHI																
12/3	vs SF																
12/10	@ CIN																
12/16	@ DET																
12/24	vs CLE																
12/31	@ MIN																
<b>Totals</b>		31	6	2	1	0	14	0	3	2	3	0	0	47	25.8%	0	0

Drives aborted as a result of return TD:

OPPONENT OFFENSIVE DRIVES																	
		Total			FG	FG		Punt							Scoring	1st Half	2nd Half
DATE	OPPONENT	Drives	TDs	FGs	Miss	Block	Punt	Block	INT	Fumble	Downs	Time	Safety	Points	Efficiency	1st Drive	1st Drive
9/10	vs ATL	10	2	3	0	0	3	0	0	0	0	2	0	23	50.0%	FG	Punt
9/17	@ TB	10	2	3	0	0	3	0	0	1	0	1	0	29	50.0%	FG	Fumble
9/24	vs PIT	11	2	1	0	1	5	0	0	1	0	1	0	17	27.3%	Punt	Punt
9/28	@ GB																
10/9	vs MIN																
10/15	@ BAL																
10/22	vs CAR																
10/29	@ NO																
11/12	vs GB																
11/19	vs DET																
11/26	@ PHI																
12/3	vs SF																
12/10	@ CIN																
12/16	@ DET																
12/24	vs CLE																
12/31	@ MIN																
<b>Totals</b>		31	6	7	0	1	11	0	0	2	0	4	0	69	41.9%	6	0

Drives aborted as a result of return TD:



STATISTICS

CHICAGO BEARS 2017 SCORING DRIVES

DATE	OPPONENT	OBTAINED	SCORING PLAY	PAT	PLAYS	NET YARDS	DRIVE TIME	SCORE CHI-OPP	QTR	TIME LEFT	#
9/10/17	ATL	Punt	C.Barth 54 yd. FG		10	41	4:24	3-3	2	14:55	1
9/10/17	ATL	Kickoff	J.Howard 4 yd. run	C.Barth kick	7	75	4:15	10-10	2	0:14	2
9/10/17	ATL	Kickoff	T.Cohen 19 yd. pass from M.Glennon	C.Barth kick	9	75	4:29	17-20	4	7:26	3
9/17/17	at TB	Punt	D.Thompson 14 yd. pass from M.Glennon	C.Barth kick	7	62	2:07	7-29	4	1:43	4
9/24/17	PIT	Muffed Punt	J.Howard 3 yd. run	C.Barth kick	6	29	3:24	7-0	1	9:09	5
9/24/17	PIT	Kickoff	A.Shaheen 2 yd. pass from M.Glennon	C.Barth kick	9	75	4:59	14-7	2	0:43	6
9/24/17	PIT	Fumble	C.Barth 24 yd. FG		1	-4	0:00	17-7	2	0:00	7
9/24/17	PIT	Kickoff	J.Howard 19 yd. run	C.Barth kick	4	74	1:33	23-17	OT	8:27	8
											9
											10
											11
											12
											13
											14
											15
											16
											17
											18
											19
											20
											21
											22
											23
											24
											25
											26
											27
											28
											29
											30
											31
											32
											33
											34
											35
											36
											37
											38
											39
											40
											41
											42
											43
											44
											45
											46
											47
											48
											49
											50
											51
											52
											53
											54
											55
											56
											57
											58
											59
<b>TOTALS</b>					53	427					60



STATISTICS

OPPONENTS 2017 SCORING DRIVES

DATE	OPPONENT	OBTAINED	SCORING PLAY	PAT	NET		DRIVE		SCORE		TIME	#
					PLAYS	YARDS	TIME	CHI-OPP	QTR	LEFT		
9/10/17	ATL	Kickoff	M.Bryant 48 yd. FG		11	62	7:04	0-3	1	7:56	1	
9/10/17	ATL	Punt	D.Freeman 5 yd. run	M.Bryant kick	11	83	6:59	3-10	2	4:29	2	
9/10/17	ATL	Punt	M.Bryant 28 yd. FG		13	76	6:29	10-13	3	2:10	3	
9/10/17	ATL	Punt	A.Hooper 88 yd. pass from M.Ryan	M.Bryant kick	3	95	0:59	10-20	4	11:55	4	
9/10/17	ATL	Kickoff	M.Bryant 37 yd. FG		9	56	4:02	17-23	4	3:24	5	
9/17/17	at TB	Kickoff	N.Folk 42 yd. FG		13	51	6:02	0-3	1	8:58	6	
9/17/17	at TB	Fumble	M.Evans 13 yd. pass from J.Winston	N.Folk kick	1	13	0:05	0-10	1	0:10	7	
9/17/17	at TB	Fumble	J.Rodgers 1 yd. run	N.Folk kick	9	35	3:56	0-17	2	7:30	8	
9/17/17	at TB	Punt	N.Folk 50 yd. FG		8	48	1:04	0-26	2	0:00	9	
9/17/17	at TB	Punt	N.Folk 23 yd. FG		16	87	8:36	0-29	4	12:26	10	
9/24/17	PIT	Punt	A.Brown 7 yd. pass from B.Roethlisberger	C.Boswell kick	13	77	7:11	7-7	2	5:42	11	
9/24/17	PIT	Fumble	L.Bell 1 yd. run	C.Boswell kick	6	16	2:42	17-14	3	6:43	12	
9/24/17	PIT	INT	C.Boswell 32 yd. FG		4	7	0:54	17-17	4	8:03	13	
											14	
											15	
											16	
											17	
											18	
											19	
											20	
											21	
											22	
											23	
											24	
											25	
											26	
											27	
											28	
											29	
											30	
											31	
											32	
											33	
											34	
											35	
											36	
											37	
											38	
											39	
											40	
											41	
											42	
											43	
											44	
											45	
											46	
											47	
											48	
											49	
											50	
											51	
											52	
											53	
											54	
											55	
											56	
											57	
											58	
											59	
											60	
<b>TOTALS</b>						117	706					



STATISTICS

CHICAGO BEARS 2017 BIG PASSING PLAYS

BEARS COMPLETIONS OF 20 OR MORE YARDS						OPPONENT COMPLETIONS OF 20 OR MORE YARDS						
DATE	OPPONENT	QTR	PASSER	RECEIVER	YARDS	#	YARDS	RECEIVER	PASSER	QTR	OPPONENT	DATE
9/10/17	ATL	2	Glennon	Sims	22	1	88t	Hooper	Ryan	4	ATL	9/10/17
9/17/17	at TB	4	Glennon	Thompson	20	2	40	Hooper	Ryan	4	ATL	9/10/17
						3	25	Jones	Ryan	2	ATL	9/10/17
						4	25	Smith-Schuster	Roethlisberger	4	PIT	9/24/17
						5	23	Brown	Roethlisberger	2	PIT	9/24/17
						6	22	Brown	Roethlisberger	2	PIT	9/24/17
						7	21	Jackson	Winston	2	at TB	9/17/17
						8	20	Coleman	Ryan	3	ATL	9/10/17
						9						
						10						
						11						
						12						
						13						
						14						
						15						
						16						
						17						
						18						
						19						
						20						
						21						
						22						
						23						
						24						
						25						
						26						
						27						
						28						
						29						
						30						
						31						
						32						
						33						
						34						
						35						
						36						
						37						
						38						
						39						
						40						
						41						
						42						
						43						
						44						
						45						
						46						
						47						
						48						
						49						
						50						
						51						
						52						
						53						
						54						
						55						
						56						
						57						
						58						
						59						
						60						



STATISTICS

CHICAGO BEARS 2017 BIG RUSHING PLAYS

BEARS RUSHES OF 10 OR MORE YARDS					OPPONENT RUSHES OF 10 OR MORE YARDS					
DATE	OPPONENT	QTR	RUSHER	YARDS	#	YARDS	RUSHER	QTR	OPPONENT	DATE
9/10/17	ATL	2	Cohen	46	1	14	Barber	3	at TB	9/17/17
9/24/17	PIT	OT	Cohen	36	2	13	Ryan	1	ATL	9/10/17
9/24/17	PIT	2	Cohen	26	3	13	Bell	4	PIT	9/24/17
9/24/17	PIT	OT	Howard	19	4	10	Rodgers	3	at TB	9/17/17
9/10/17	ATL	3	Cohen	18	5					
9/24/17	PIT	OT	Howard	18	6					
9/24/17	PIT	3	Howard	17	7					
9/10/17	ATL	1	Cohen	15	8					
9/24/17	PIT	3	Howard	15	9					
9/24/17	PIT	1	Howard	13	10					
9/24/17	PIT	2	Howard	13	11					
9/10/17	ATL	1	Howard	11	12					
9/24/17	PIT	1	Howard	11	13					
				14						
				15						
				16						
				17						
				18						
				19						
				20						
				21						
				22						
				23						
				24						
				25						
				26						
				27						
				28						
				29						
				30						
				31						
				32						
				33						
				34						
				35						
				36						
				37						
				38						
				39						
				40						
				41						
				42						
				43						
				44						
				45						
				46						
				47						
				48						
				49						
				50						
				51						
				52						
				53						
				54						
				55						
				56						
				57						
				58						
				59						
				60						



STATISTICS

CHICAGO BEARS 2017 BIG RETURN PLAYS

BEARS INTERCEPTION RETURNS OF 20 OR MORE YARDS						OPPONENT INTERCEPTION RETURNS OF 20 OR MORE YARDS						
DATE	OPPONENT	QTR	PASSER	RETURNER	YARDS	#	YARDS	RETURNER	PASSER	QTR	OPPONENT	DATE
						1	47	McClain	Glennon	2	at TB	9/17/17
						2	22	Alexander	Glennon	1	at TB	9/17/17
						3						
						4						
						5						
						6						
						7						
						8						
						9						
						10						
BEARS FUMBLE RETURNS OF 20 OR MORE YARDS						OPPONENT FUMBLE RETURNS OF 20 OR MORE YARDS						
DATE	OPPONENT	QTR	FUMBLED BY	RETURNER	YARDS	#	YARDS	RETURNER	FUMBLED BY	QTR	OPPONENT	DATE
9/17/17	at TB	3	Sims III	Floyd	21	1						
						2						
						3						
						4						
						5						
BEARS PUNT RETURNS OF 20 OR MORE YARDS						OPPONENT PUNT RETURNS OF 20 OR MORE YARDS						
DATE	OPPONENT	QTR		RETURNER	YARDS	#	YARDS	RETURNER		QTR	OPPONENT	DATE
						1						
						2						
						3						
						4						
						5						
						6						
						7						
						8						
						9						
						10						
BEARS KICKOFF RETURNS OF 30 OR MORE YARDS						OPPONENT KICKOFF RETURNS OF 30 OR MORE YARDS						
DATE	OPPONENT	QTR		RETURNER	YARDS	#	YARDS	RETURNER		QTR	OPPONENT	DATE
						1						
						2						
						3						
						4						
						5						
						6						
						7						
						8						
						9						
						10						



STATISTICS

2017 REPLAY CHALLENGES

R.A. = (Booth) Replay Assistant

#	Date	Opponent	Quarter	Time on Clock	Line of Scrimmage	Original Play	Challenge by	Challenge Result	Play Result
1	9/10/17	ATL	4	0:56	ATL 42	M.Glennon pass incomplete to D.Thompson	R.A.	Upheld	
2	9/10/17	ATL	4	0:39	ATL 28	M.Glennon pass incomplete to T.Cohen	R.A.	Upheld	
3	9/17/17	at TB	2	4:21	CHI 41	R.McClain 47 yd. INT return TD	R.A.	Upheld	
4	9/17/17	at TB	3	8:26	CHI 18	C.Sims III fumbles, recovered by L.Floyd	R.A.	Upheld	
5	9/24/17	PIT	2	0:06	CHI 18	M.Cooper fumbles OB in EZ, touchback	R.A.	Reversed	
6	9/24/17	PIT	3	9:34	CHI 25	J.Howard fumbles, recovered by R.Shazier	R.A.	Upheld	Penalty on PIT J.Berry, illegal Bat enforced at PIT 1
7	9/24/17	PIT	OT	9:14	CHI 27	T.Cohen ran OB at PIT 37 for 36 yds.	R.A.	Upheld	
8									
9									
10									
11									
12									
13									
14									
15									
16									
17									
18									
19									
20									
21									
22									
23									
24									
25									

Bears All-time Challenges

Year	Challenges	Reversed	Pct.
2017	0	0	0.0%
2016	6	2	33.3%
2015	4	1	25.0%
2014	2	1	50.0%
2013	5	3	60.0%
2012	4	1	25.0%
2011	6	4	66.7%
2010	6	1	16.7%
2009	10	2	20.0%
2008	10	4	40.0%
2007	6	3	50.0%
2006	9	3	33.3%
2005	8	1	12.5%
2004	10	4	40.0%
2003	6	2	33.3%
2002	5	3	60.0%
2001	4	1	25.0%
2000	5	2	40.0%
1999	5	2	40.0%
<b>TOTAL</b>	<b>111</b>	<b>40</b>	<b>36.0%</b>

Opponent All-time Challenges

Year	Challenges	Reversed	Pct.
2017	0	0	0.0%
2016	4	1	25.0%
2015	8	5	62.5%
2014	7	2	28.6%
2013	4	2	50.0%
2012	4	3	75.0%
2011	11	6	54.5%
2010	11	2	18.2%
2009	6	2	33.3%
2008	13	8	61.5%
2007	9	4	44.4%
2006	6	3	50.0%
2005	8	2	25.0%
2004	6	3	50.0%
2003	6	0	0.0%
2002	10	8	80.0%
2001	3	1	33.3%
2000	8	1	12.5%
1999	4	0	0.0%
<b>TOTAL</b>	<b>128</b>	<b>53</b>	<b>41.4%</b>

Replay Assistant All-time Challenges

Year	Challenges	Upheld in Bears favor	Reversed in Bears favor
2017	7	1	1
2016	4	0	1
2015	15	3	4
2014	19	4	3
2013	16	7	0
2012	23	7	5
2011	7	2	0
2010	7	4	0
2009	1	0	0
2008	9	2	2
2007	9	2	2
2006	7	3	3
2005	1	1	0
2004	1	0	0
2003	4	2	1
2002	8	3	0
2001	7	4	1
2000	7	2	1
1999	8	2	0
<b>TOTAL</b>	<b>160</b>	<b>49</b>	<b>24</b>





STATISTICS

CHICAGO BEARS 2017 WEEK-BY-WEEK NFL RANKINGS

OFFENSE								
Week	Total Yds per GM	Rush Yds per GM	Pass Yds per GM	1st DNs per GM	Points per GM	PCT had INT	Sacks per PA	3rd DN EFF
1	301.0	125.0	176.0	20.0	17.0	0.0%	0.10	38.5%
	16	8	211	12t	20t	1t	22t	15t
2	305.5	72.5	233.0	19.5	12.0	2.4%	0.06	44.4%
	21	26	15t	14t	25t	21t	10t	11
3	305.0	121.7	183.3	19.0	15.7	2.8%	0.07	41.0%
	21	8	27	17t	28	19	15	11
4								
5								
6								
7								
8								
9								
10	BYE							
11								
12								
13								
14								
15								
16								
17								

SPECIAL TEAMS				
Week	Punt Ret. Avg.	KR Avg.	Gross Punt Avg.	Net Punt Avg.
1	15.0	23.3	48.8	40.0
	4	8	7	19
2	11.0	22.6	51.5	41.4
	7	12	2	14t
3	9.2	22.8	48.5	41.6
	13	12	6	15
4				
5				
6				
7				
8				
9				
10	BYE			
11				
12				
13				
14				
15				
16				
17				

DEFENSE								
Week	Total Yds per GM	Rush Yds per GM	Pass Yds per GM	1st DNs per GM	Points per GM	PCT had INT	Sacks per PA	3rd DN EFF
1	372.0	64.0	308.0	18.0	23.0	0.0%	0.06	45.5%
	25	10t	27	11	19t	19t	15	21
2	341.5	90.5	251.0	20.0	26.0	0.0%	0.07	50.0%
	25	15	24	20t	28	24t	19	26t
3	321.7	83.7	238.0	19.7	23.0	0.0%	0.07	45.9%
	12	9	20	19t	21t	27t	15	26
4								
5								
6								
7								
8								
9								
10	BYE							
11								
12								
13								
14								
15								
16								
17								

COVERAGE				
Week	Punt Ret. Avg.	KR Avg.	Gross Punt Avg.	Net Punt Avg.
1	12.0	11.0	59.3	44.3
	26	10t	30	24t
2	13.7	11.0	54.0	44.8
	27	4	31	31
3	9.3	17.5	47.9	41.1
	23	7	26	17
4				
5				
6				
7				
8				
9				
10	BYE			
11				
12				
13				
14				
15				
16				
17				



# CHICAGO BEARS GAME RELEASE

## STATISTICS

### CHICAGO BEARS 2017 RECORD WHEN ...

SITUATIONS	2008	2009	2010	2011	2012	2013	2014	2015	2016	2017
REGULAR SEASON	9 - 7	7 - 9	11 - 5	8 - 8	10 - 6	8 - 8	5 - 11	6 - 10	3 - 13	1 - 2
POST-SEASON			1 - 1							
HOME	6 - 2	5 - 3	5 - 3	5 - 3	5 - 3	5 - 3	2 - 6	1 - 7	3 - 5	1 - 1
ROAD	3 - 5	2 - 6	6 - 2	3 - 5	5 - 3	3 - 5	3 - 5	5 - 3	0 - 8	0 - 1
vs. NFC Central/North	4 - 2	3 - 3	5 - 1	3 - 3	3 - 3	2 - 4	1 - 5	1 - 5	2 - 4	0 - 0
HOME	3 - 0	2 - 1	3 - 0	2 - 1	2 - 1	1 - 2	1 - 2	0 - 3	2 - 1	0 - 0
ROAD	1 - 2	1 - 2	2 - 1	1 - 2	1 - 2	1 - 2	0 - 3	1 - 2	0 - 3	0 - 0
vs. NFC	7 - 5	5 - 7	8 - 4	7 - 5	7 - 5	4 - 8	4 - 8	3 - 9	3 - 9	0 - 2
HOME	5 - 1	3 - 3	4 - 2	4 - 2	4 - 2	3 - 3	2 - 4	0 - 7	3 - 3	0 - 1
ROAD	2 - 4	2 - 4	4 - 2	3 - 3	3 - 3	1 - 5	2 - 4	3 - 2	0 - 6	0 - 1
vs. AFC	2 - 2	2 - 2	3 - 1	1 - 3	3 - 1	4 - 0	1 - 3	3 - 1	0 - 4	1 - 0
HOME	1 - 1	2 - 0	1 - 1	1 - 1	1 - 1	2 - 0	0 - 2	1 - 1	0 - 2	1 - 0
ROAD	1 - 1	0 - 2	2 - 0	0 - 2	2 - 0	2 - 0	1 - 1	2 - 0	0 - 2	0 - 0
OUTDOORS	7 - 5	6 - 7	8 - 5	7 - 6	8 - 5	8 - 5	4 - 10	5 - 9	3 - 8	1 - 2
DOMES	2 - 2	1 - 2	3 - 0	1 - 2	2 - 1	0 - 3	1 - 1	1 - 1	0 - 5	0 - 0
NATURAL GRASS	6 - 5	5 - 4	7 - 3	6 - 5	8 - 4	7 - 5	3 - 7	4 - 7	3 - 8	1 - 2
ARTIFICIAL SURFACE	3 - 2	2 - 5	4 - 2	2 - 3	2 - 2	1 - 3	2 - 4	2 - 3	0 - 7	0 - 0
Positive Turnover Margin	4 - 1	6 - 1	7 - 0	4 - 2	9 - 3	5 - 0	4 - 2	2 - 2	1 - 2	0 - 0
Negative Turnover Margin	2 - 2	0 - 6	3 - 2	1 - 4	1 - 3	2 - 4	1 - 9	3 - 5	1 - 10	0 - 1
Equal Turnover Margin	3 - 4	1 - 2	1 - 3	3 - 2	0 - 0	1 - 4	0 - 0	1 - 3	1 - 1	1 - 1
SCORE FIRST	6 - 5	4 - 1	6 - 3	5 - 3	7 - 2	3 - 3	1 - 3	1 - 3	2 - 6	1 - 0
OPP. SCORES FIRST	3 - 2	3 - 8	5 - 2	3 - 5	3 - 4	5 - 5	4 - 8	5 - 7	1 - 7	0 - 2
ALLOW 0-17 POINTS	5 - 0	3 - 1	6 - 3	4 - 2	5 - 2	0 - 0	3 - 1	3 - 1	3 - 1	1 - 0
ALLOW 18+ POINTS	4 - 7	4 - 8	5 - 2	4 - 6	5 - 4	8 - 8	2 - 10	3 - 9	0 - 12	0 - 2
SCORE 0-17 POINTS	0 - 4	2 - 7	1 - 4	1 - 6	1 - 6	0 - 1	0 - 7	1 - 2	1 - 9	0 - 1
SCORE 18+ POINTS	9 - 3	5 - 2	10 - 1	7 - 2	9 - 0	8 - 7	5 - 4	5 - 8	2 - 4	1 - 1
3-POINT GAMES OR LESS	2 - 3	1 - 0	2 - 2	0 - 1	2 - 0	3 - 2	0 - 1	3 - 4	1 - 3	0 - 0
7-POINT GAMES OR LESS	5 - 5	3 - 5	6 - 3	4 - 2	2 - 3	5 - 2	0 - 4	4 - 6	0 - 3	1 - 1
IN OVERTIME	2 - 1	1 - 0	0 - 0	0 - 1	0 - 1	1 - 1	0 - 1	0 - 2	0 - 0	1 - 0
WIN COIN TOSS	4 - 5	5 - 1	6 - 5	4 - 5	5 - 4	4 - 4	3 - 5	2 - 5	2 - 5	1 - 2
LOSE COIN TOSS	5 - 2	2 - 8	5 - 0	4 - 3	5 - 2	4 - 4	2 - 6	4 - 5	1 - 8	0 - 0
LEAD AFTER 1st QTR	6 - 4	3 - 0	6 - 0	6 - 1	8 - 1	2 - 3	1 - 2	1 - 0	2 - 4	1 - 0
TRAIL AFTER 1st QTR	0 - 3	3 - 5	3 - 2	1 - 3	0 - 3	3 - 3	3 - 5	4 - 9	1 - 7	0 - 2
TIED AFTER 1st QTR	3 - 0	1 - 4	2 - 3	1 - 4	2 - 2	3 - 2	1 - 4	1 - 1	0 - 2	0 - 0
LEAD @ HALFTIME	7 - 1	4 - 0	6 - 2	8 - 2	8 - 0	5 - 0	3 - 1	4 - 1	3 - 3	1 - 0
TRAIL @ HALFTIME	2 - 5	1 - 9	4 - 3	0 - 5	1 - 6	2 - 7	2 - 8	2 - 7	0 - 9	0 - 1
TIED @ HALFTIME	0 - 1	2 - 0	1 - 0	0 - 1	1 - 0	1 - 1	0 - 2	0 - 2	0 - 1	0 - 1
LEAD AFTER 3rd QTR	7 - 2	6 - 3	8 - 0	7 - 1	9 - 1	4 - 2	4 - 2	2 - 1	3 - 2	1 - 0
TRAIL AFTER 3rd QTR	2 - 5	1 - 6	3 - 4	1 - 7	1 - 5	3 - 6	1 - 8	4 - 7	0 - 11	0 - 2
TIED AFTER 3rd QTR	0 - 0	0 - 0	0 - 1	0 - 0	0 - 0	1 - 0	0 - 1	0 - 2	0 - 0	0 - 0
TOTAL NET YARDS										
0-200	0 - 0	0 - 1	0 - 2	0 - 1	0 - 3	0 - 0	0 - 0	0 - 1	0 - 1	0 - 0
201-300	4 - 5	3 - 5	5 - 1	2 - 4	5 - 1	1 - 1	3 - 5	1 - 1	0 - 4	0 - 0
301-400	4 - 1	3 - 2	5 - 2	6 - 1	3 - 1	3 - 3	0 - 4	4 - 6	1 - 4	1 - 2
401 +	1 - 1	1 - 1	1 - 0	0 - 2	2 - 1	4 - 4	2 - 2	1 - 2	2 - 4	0 - 0
TOTAL RUSHING YARDS										
0-74	3 - 1	1 - 5	1 - 4	0 - 2	0 - 0	0 - 2	2 - 6	0 - 0	0 - 4	0 - 1
75-99	3 - 3	1 - 2	1 - 0	3 - 1	2 - 2	1 - 2	1 - 2	2 - 6	0 - 5	0 - 0
100-124	0 - 2	2 - 1	6 - 1	2 - 2	3 - 3	3 - 1	1 - 0	2 - 2	1 - 1	0 - 0
125-149	0 - 0	1 - 1	2 - 0	0 - 0	1 - 1	2 - 3	1 - 1	0 - 0	1 - 2	0 - 1
150 +	3 - 1	2 - 0	1 - 0	3 - 3	4 - 0	2 - 0	0 - 2	2 - 2	1 - 1	1 - 0
100-YARD RUSHER	3 - 0	2 - 0	3 - 0	3 - 3	3 - 0	3 - 2	1 - 2	0 - 1	3 - 4	1 - 0
NET PASSING YARDS										
0-149	3 - 2	1 - 2	1 - 3	3 - 3	2 - 4	0 - 0	1 - 0	0 - 1	0 - 2	1 - 0
150-199	3 - 2	2 - 2	5 - 0	0 - 1	3 - 0	1 - 1	2 - 4	2 - 4	1 - 2	0 - 1
200-249	1 - 2	1 - 1	3 - 1	2 - 3	2 - 1	2 - 2	0 - 1	2 - 2	1 - 3	0 - 0
250-299	1 - 1	3 - 2	1 - 1	3 - 1	1 - 0	4 - 1	0 - 4	1 - 2	1 - 1	0 - 1
300 +	1 - 0	0 - 2	1 - 0	0 - 0	2 - 1	1 - 4	2 - 2	1 - 1	0 - 5	0 - 0
300-YARD PASSER	1 - 0	0 - 3	1 - 0	1 - 1	1 - 0	1 - 4	2 - 2	1 - 2	1 - 6	0 - 1
100-YARD RECEIVER	0 - 1	1 - 2	2 - 1	0 - 2	5 - 3	4 - 6	3 - 4	2 - 4	1 - 6	0 - 0



## STATISTICS

## UPDATED SERIES RECORDS

Includes Postseason

NFC EAST	W	L	T	PCT.	PF	PA	LG W STRK	LONG L STRK	CURRENT STRK
Dallas	11	15	0	0.423	493	561	3	6	L2
N.Y. Giants	33	23	2	0.589	1011	854	5	4	L1
Philadelphia	30	13	1	0.698	926	658	11	5	L2
Washington	23	26	1	0.469	1070	934	6	7	L7
<b>Div. Totals</b>	<b>97</b>	<b>77</b>	<b>4</b>	<b>0.557</b>	<b>3500</b>	<b>3007</b>			

NFC NORTH	W	L	T	PCT.	PF	PA	LG W STRK	LONG L STRK	CURRENT STRK
Chicago	--	--	--	--	--	--	--	--	--
Detroit	97	72	5	0.574	3375	3105	11	6	L1
Green Bay	94	94	6	0.500	3331	3335	8	10	L2
Minnesota	52	58	2	0.473	2189	2359	6	8	L1
<b>Div. Totals</b>	<b>243</b>	<b>224</b>	<b>13</b>	<b>0.520</b>	<b>8895</b>	<b>8799</b>			

NFC WEST	W	L	T	PCT.	PF	PA	LG W STRK	LONG L STRK	CURRENT STRK
Arizona	58	28	6	0.674	1718	1175	9	4	L1
Los Angeles	53	36	3	0.594	2139	1847	8	5	W1
San Francisco	30	33	1	0.476	1293	1466	3	6	W1
Seattle	6	11	0	0.353	352	381	2	4	L3
<b>Div. Totals</b>	<b>147</b>	<b>108</b>	<b>10</b>	<b>0.576</b>	<b>5502</b>	<b>4869</b>			

NFC SOUTH	W	L	T	PCT.	PF	PA	LG W STRK	LONG L STRK	CURRENT STRK
Atlanta	14	13	0	0.519	515	470	5	5	L1
Carolina	5	4	0	0.556	200	191	3	2	L1
New Orleans	15	14	0	0.517	603	559	4	3	L3
Tampa Bay	38	20	0	0.655	1231	952	12	6	L2
<b>Div. Totals</b>	<b>72</b>	<b>51</b>	<b>0</b>	<b>0.585</b>	<b>2549</b>	<b>2172</b>			

<b>NFC TOTALS</b>	<b>559</b>	<b>460</b>	<b>29</b>	<b>0.549</b>	<b>20446</b>	<b>18847</b>			
-------------------	------------	------------	-----------	--------------	--------------	--------------	--	--	--

AFC EAST	W	L	T	PCT.	PF	PA	LG W STRK	LONG L STRK	CURRENT STRK
Buffalo	7	5	0	0.583	240	185	2	2	L1
Miami	4	8	0	0.333	208	304	2	4	L1
New England	4	9	0	0.308	219	298	3	4	L4
N.Y. Jets	8	3	0	0.727	221	168	4	2	W4
<b>Div. Totals</b>	<b>23</b>	<b>25</b>	<b>0</b>	<b>0.479</b>	<b>888</b>	<b>955</b>			

AFC NORTH	W	L	T	PCT.	PF	PA	LG W STRK	LONG L STRK	CURRENT STRK
Baltimore	3	2	0	0.600	70	77	1	1	W1
Cincinnati	4	6	0	0.400	181	188	2	2	W1
Cleveland	6	9	0	0.400	277	379	2	3	W2
Pittsburgh	22	7	1	0.759	610	407	10	3	W3
<b>Div. Totals</b>	<b>35</b>	<b>24</b>	<b>1</b>	<b>0.593</b>	<b>1138</b>	<b>1051</b>			

AFC WEST	W	L	T	PCT.	PF	PA	LG W STRK	LONG L STRK	CURRENT STRK
Denver	7	8	0	0.467	291	0	3	2	L2
Kansas City	7	5	0	0.583	185	224	3	1	W1
Oakland	7	7	0	0.500	256	249	3	3	W1
San Diego	7	5	0	0.353	204	232	3	3	W2
<b>Div. Totals</b>	<b>28</b>	<b>25</b>	<b>0</b>	<b>0.528</b>	<b>936</b>	<b>705</b>			

AFC SOUTH	W	L	T	PCT.	PF	PA	LG W STRK	LONG L STRK	CURRENT STRK
Houston	0	4	0	0.000	49	91	0	5	L5
Indianapolis	19	24	0	0.442	889	927	6	7	L1
Jacksonville	4	3	0	0.571	169	116	1	1	L1
Tennessee	6	6	0	0.500	259	272	3	2	L1
<b>Div. Totals</b>	<b>29</b>	<b>37</b>	<b>0</b>	<b>0.439</b>	<b>1366</b>	<b>1406</b>			

<b>AFC TOTALS</b>	<b>115</b>	<b>111</b>	<b>1</b>	<b>0.509</b>	<b>4328</b>	<b>4117</b>			
-------------------	------------	------------	----------	--------------	-------------	-------------	--	--	--



# 93 SAM ACHO

**Ht:** 6-3                      **Wt:** 260  
**Age:** 29                      **College:** Texas  
**Bears Season:** 3           **NFL Season:** 7  
**Acquired:** Unrestricted free agent in 2015 (ARI)

## LINEBACKER

**PRO CAREER:** Appeared in 85 games with 47 starts over seven seasons with the Chicago Bears (2011-14) and the Chicago Bears (2015-17), producing 218 tackles, 14 sacks, 22 TFLs, 3 interceptions, 10 pass breakups, 9 forced fumbles and 3 fumble recoveries (2 defensive and one of his own teammate's on special teams) ... added 27 tackles on special teams ... in one postseason contest with the Cardinals, registered 7 tackles, including a strip-sack that was recovered by Arizona's defense ... 7 sacks in 2011 were the second most by a Cardinals rookie in franchise history, trailing Simeon Rice's 12.5 in 1996 ... became the first Cardinals rookie to have a sack in three-straight games since Rice in 1996.

**2017 SEASON:** Appeared three games ( two starts), recording 6 tackles and 1 STT.

### 2017 CHICAGO BEARS

Date	W/L	Opponent	Tkls-S	Sk-YL	INT-Yds	PD	FF	FR	TFL
9/10	L	ATL	3-1	0-0	0-0	0	0	0	0
9/17*	L	at TB	3-2	0-0	0-0	0	0	0	0
9/24*	W	PIT	0-0	0-0	0-0	0	0	0	0
9/28		at GB							
10/9		MIN							
10/15		at BAL							
10/22		CAR							
10/29		at NO							
11/12		GB							
11/19		DET							
11/26		at PHI							
12/3		SF							
12/10		at CIN							
12/16		at DET							
12/24		CLE							
12/31		at MIN							
<b>Totals</b>	<b>1-1</b>		<b>6-3</b>	<b>0-0</b>	<b>0-0</b>	<b>0</b>	<b>0</b>	<b>0</b>	<b>0</b>

\*Denotes Game Started

## SAM ACHO'S NFL STATISTICS

### REGULAR SEASON

Year	Team	GP	GS	Tackles					Interceptions					Fumbles			Misc.	
				Tot	S	A	Sk	Yds	No	Yds	Lg	TD	PD	FF	FR	Yds	TFL	STT
2011	Arizona	16	10	36	30	6	7.0	50.0	0	0	-	0	2	4	1	1	5.0	7
2012	Arizona	16	16	45	32	13	4.0	18.0	2	2	2	0	3	2	0	0	6.0	3
2013	Arizona	3	2	3	3	0	1.0	9.0	0	0	-	0	0	1	1	0	1.0	2
2014	Arizona	16	4	28	21	7	1.0	15.0	1	3	3	0	3	0	0	0	4.0	3
2015	Chicago	15	7	60	31	29	0.0	0.0	0	0	-	0	1	1	1	0	3.0	8
2016	Chicago	16	6	40	23	17	1.0	3.0	0	0	-	0	1	1	0	0	3.0	3
2017	Chicago	3	2	6	4	1	0.0	0.0	0	0	-	0	0	0	0	0	0.0	1
<b>Bears totals</b>		<b>34</b>	<b>15</b>	<b>106</b>	<b>58</b>	<b>48</b>	<b>1.0</b>	<b>3.0</b>	<b>0</b>	<b>0</b>	<b>-</b>	<b>0</b>	<b>2</b>	<b>2</b>	<b>1</b>	<b>0</b>	<b>6.0</b>	<b>12</b>
<b>NFL totals</b>		<b>85</b>	<b>47</b>	<b>218</b>	<b>144</b>	<b>74</b>	<b>14.0</b>	<b>95.0</b>	<b>3</b>	<b>5</b>	<b>3</b>	<b>0</b>	<b>10</b>	<b>9</b>	<b>3</b>	<b>1</b>	<b>22.0</b>	<b>27</b>

### SEASON / CAREER / PLAYOFF HIGHS

	2017	Career	Playoff
Tackles	3, twice	8, twice	7, at CAR (1/3/15)
Solos	2, at TB (9/10)	5, twice	2, at CAR (1/3/15)
Sacks	None	2, at STL (11/27/11)	1, at CAR (1/3/15)
Tackles for Loss	None	2, twice	None



# 38 ADRIAN AMOS

Ht: 6-0

Wt: 214

Age: 24

College: Penn State

Bears Season: 3

NFL Season: 3

Acquired: 5th round of the 2015 draft (142nd overall)

## SAFETY

**PRO CAREER:** Appeared in 34 games with 30 starts over three seasons with the Chicago Bears (2015-17), producing 168 tackles, 1.0 sack, 5 TFLs, 8 pass breakups, 1 forced fumble and 1 fumble recovery ... added 4 tackles on special teams ... named to Mel Kiper and the PFWA's all-Rookie teams following a 2015 season in which he started all 16 games, collecting a team-high 108 tackles, including 1 sack, 3 TFLs and 4 PBU's ... became the first Bears rookie to lead the team in defensive tackles (based on coaches review) since Brian Urlacher (2000).

**HONORS AND AWARDS:** 2015: All-Rookie (PFWA & Mel Kiper); Brian Piccolo Award.

**2017 SEASON:** Appeared in three games as a reserve.

### 2017 CHICAGO BEARS

Date	W/L	Opponent	Tkls-S	Sk-YL	INT-Yds	PD	FF	FR	TFL
9/10	L	ATL	0-0	0-0	0-0	0	0	0	0
9/17	L	at TB	0-0	0-0	0-0	0	0	0	0
9/24	W	PIT	0-0	0-0	0-0	0	0	0	0
9/28		at GB							
10/9		MIN							
10/15		at BAL							
10/22		CAR							
10/29		at NO							
11/12		GB							
11/19		DET							
11/26		at PHI							
12/3		SF							
12/10		at CIN							
12/16		at DET							
12/24		CLE							
12/31		at MIN							
<b>Totals</b>	<b>0-0</b>		<b>0-0</b>	<b>0-0</b>	<b>0-0</b>	<b>0</b>	<b>0</b>	<b>0</b>	<b>0</b>

\*Denotes Game Started

## ADRIAN AMOS' NFL STATISTICS

### REGULAR SEASON

Year	Team	GP	GS	Tackles					Interceptions				Fumbles			Misc.		
				Tot	S	A	Sk	Yds	No	Yds	Lg	TD	PD	FF	FR	Yds	TFL	STT
2015	Chicago	16	16	108	78	30	1.0	7.0	0	0	-	0	4	0	0	0	3.0	1
2016	Chicago	15	14	60	50	10	0.0	0.0	0	0	-	0	4	1	1	21	2.0	3
2017	Chicago	3	0	0	0	0	0.0	0.0	0	0	-	0	0	0	0	0	0.0	0
<b>NFL totals</b>		<b>34</b>	<b>30</b>	<b>168</b>	<b>128</b>	<b>40</b>	<b>1.0</b>	<b>7.0</b>	<b>0</b>	<b>0</b>	<b>-</b>	<b>0</b>	<b>8</b>	<b>1</b>	<b>1</b>	<b>21</b>	<b>5.0</b>	<b>4</b>

### SEASON / CAREER / PLAYOFF HIGHS

	2017	Career	Playoff
Tackles	None	11, twice	None
Solos	None	9, vs. WAS (12/13/15)	None
Tackles For Loss	None	1, five times	None
Interceptions	None	None	None
Sacks	None	1, vs. DEN (11/22/15)	None

**20****PRINCE  
AMUKAMARA****Ht:** 6-0**Wt:** 202**Age:** 28**College:** Nebraska**Bears Season:** 1**NFL Season:** 7**Acquired:** Unrestricted free agent in 2017 (JAX)**DEFENSIVE BACK**

**PRO CAREER:** Appeared in 70 contests with 57 starts over seven seasons for the New York Giants (2011-15), Jacksonville Jaguars (2016) and Chicago Bears (2017) ... compiled 313 tackles, 7 interceptions, 51 pass breakups, 3 forced fumbles, 2 fumble recoveries and 7 TFLs ... won a Super Bowl as a rookie for the New York Giants in 2011.

**2017 SEASON:** Appeared in one game as a reserve, recording 3 tackles and 2 pass defenses. Inactive for Games 1 and 2.

**PREVIOUS SEASONS: 2016:** Appeared in 14 games with 12 starts for the Jacksonville Jaguars, recording 49 tackles, 6 pass breakups and 1 TFL. **2015:** Played in 11 games with 10 starts and totaled 63 tackles (55 solo), 9 passes defended, 1 interception, 1 forced fumble and 1 fumble recovery ... missed five games due to a pectoral injury. **2014:** Started each of the season's first eight games ... recorded 46 tackles and a career-high 3 interceptions which tied for 2nd on the team. Suffered a torn right bicep on 11/3 vs. Indianapolis and was put on injured reserve. **2013:** Started every game for the first time in his career ... finished 4th on the team with 83 tackles and was second with 14 passes defended. **2012:** Played in 13 games with 11 starts at RCB ... finished the season with 59 tackles, 1 interception and 6 passes defended. **2011:** Played in the final seven regular season games and all four postseason contests as a rookie for the Super Bowl winning New York Giants, recording 14 tackles, 1 interception, 2 pass breakups and 1 fumble recovery ... season was shortened because of a fractured foot suffered in training camp.

**2017 CHICAGO BEARS**

Date	W/L	Opponent	Tkls-S	Sk-YL	INT-Yds	PD	FF	FR	TFL
9/10	L	ATL			INACTIVE				
9/17	L	at TB			INACTIVE				
9/24	W	PIT	3-2	0-0	0-0	2	0	0	0
9/28		at GB							
10/9		MIN							
10/15		at BAL							
10/22		CAR							
10/29		at NO							
11/12		GB							
11/19		DET							
11/26		at PHI							
12/3		SF							
12/10		at CIN							
12/16		at DET							
12/24		CLE							
12/31		at MIN							
Totals	0-0		3-2	0-0	0-0	2	0	0	0

\*Denotes Game Started



**PRINCE AMUKAMARA'S NFL STATISTICS**

**REGULAR SEASON**

Year	Team	GP	GS	Tackles					Interceptions					Fumbles			Misc.	
				Tot	S	A	Sk	Yds	No	Yds	Lg	TD	PD	FF	FR	Yds	TFL	STT
2011	N.Y. Giants	7	0	14	12	2	0.0	0.0	1	0	0	0	3	0	1	0	0.0	0
2012	N.Y. Giants	13	11	59	45	14	0.0	0.0	1	0	0	0	6	0	0	0	1.0	0
2013	N.Y. Giants	16	16	83	72	11	0.0	0.0	1	-4	-4	0	14	2	0	0	4.0	0
2014	N.Y. Giants	8	8	46	37	9	0.0	0.0	3	66	38	0	11	0	0	0	0.0	0
2015	N.Y. Giants	11	10	63	55	8	0.0	0.0	1	6	6	0	9	1	1	0	1.0	0
2016	Jacksonville	14	12	49	46	3	0.0	0.0	0	0	-	0	5	0	0	0	1.0	0
2017	Chicago	1	0	3	2	1	0.0	0.0	0	0	-	0	2	0	0	0	0.0	0
<b>NFL totals</b>		<b>70</b>	<b>57</b>	<b>313</b>	<b>273</b>	<b>40</b>	<b>0.0</b>	<b>0.0</b>	<b>7</b>	<b>68</b>	<b>38</b>	<b>0</b>	<b>51</b>	<b>3</b>	<b>2</b>	<b>0</b>	<b>7.0</b>	<b>0</b>

**POSTSEASON**

Year	Team	GP	GS	Tackles					Interceptions					Fumbles			Misc.	
				Tot	S	A	Sk	Yds	No	Yds	Lg	TD	PD	FF	FR	Yds	TFL	STT
2011	N.Y. Giants	4	0	3	2	1	0.0	0.0	0	0	-	0	0	0	0	0	0.0	0

**SEASON / CAREER / PLAYOFF HIGHS**

	2017	Career	Playoff
<b>Tackles</b> .....	3, vs. PIT (9/24) .....	10, twice .....	2, vs. ATL (1/8/12)
<b>Solos</b> .....	2, vs. PIT (9/24) .....	10, vs. DEN (9/15/13) .....	1, twice
<b>Tackles For Loss</b> .....	None .....	1, seven times .....	None
<b>Sacks</b> .....	None .....	None .....	None
<b>Interceptions</b> .....	None .....	1, 7 times .....	None



# 4 CONNOR BARTH

**Ht:** 5-11**Wt:** 190**Age:** 31**College:** North Carolina**Bears Season:** 2**NFL Season:** 10**Acquired:** Waived FA in 2016 (NO)

## KICKER

**PRO CAREER:** Enters his 10th NFL season, appearing in 101 games with the Chiefs (2008), Buccaneers (2009-12, 2015), Broncos (2014) and Bears (2016-17) ... made 158 of 188 career field goals and 208 of 210 extra points ... saw action in one postseason contest with Denver in 2014, converting 2 of 2 field goals.

**2017 SEASON:** 2-3 on field goals (long of 54) and 5-5 on PATs.

**PREVIOUS SEASONS: 2016:** Appeared in 16 games for the Bears ... made 18 of 23 field goals (78.3%) ... made 30 of 31 PATs and totaled 85 points ... made a long field goal of 54. **2015:** Appeared in 12 games for the Buccaneers ... made 23 of 28 field goals (82.1%) ... made 25 of 26 PATs ... made a long of 53. **2014:** Appeared in 5 games for the Broncos ... made 15 of 16 field goals (93.8%) ... made 15 of 15 PATs ... made a long of 50. **2012:** Appeared in 15 games for the Buccaneers ... made 28 of 33 field goals (84.8%) ... made 39 of 39 PATs ... made a career long of 57. **2011:** Appeared in 16 games for the Buccaneers ... made 26 of 28 field goals (92.9%) ... Made 23 of 23 PATs ... made a long of 55. **2010:** Appeared in 16 games for the Buccaneers ... made 23 of 28 field goals (82.1%) ... made 36 of 36 PATs ... made a long of 53. **2009:** Appeared in 9 games for the Buccaneers ... made 14 of 19 field goals (73.7%) ... made 12 of 12 PATs ... made a long of 54. **2008:** Appeared in 10 games for the Chiefs ... made 10 of 12 field goals (83.3%) ... Made 24 of 24 PATs ... made a long of 45.

### 2017 CHICAGO BEARS

Date	W/L	Opp.	PAT	FG	PTS	FGs (Missed)
9/10	L	ATL	2-2	1-1	5	54
9/17	L	at TB	1-1	0-0	1	
9/24	W	PIT	2-2	1-2	5	24, (47)
9/28		at GB				
10/9		MIN				
10/15		at BAL				
10/22		CAR				
10/29		at NO				
11/12		GB				
11/19		DET				
11/26		at PHI				
12/3		SF				
12/10		at CIN				
12/16		at DET				
12/24		CLE				
12/31		at MIN				
<b>Totals</b>			<b>5-5</b>	<b>2-3</b>	<b>11</b>	





## CONNOR BARTH'S NFL STATISTICS

## REGULAR SEASON

Year	Team	GP	FG-FGA	Pct	Lg	Blk	XP-XPA	Pct	Blk	Points
2008	Kansas City	10	10-12	83.3	45	0	24-24	100.0	0	54
2009	Tampa Bay	9	14-19	73.7	54	0	12-12	100.0	0	54
2010	Tampa Bay	16	23-28	82.1	53	0	36-36	100.0	0	105
2011	Tampa Bay	16	26-28	92.9	55	0	23-23	100.0	0	101
2012	Tampa Bay	15	28-33	84.8	57	0	39-39	100.0	0	123
2014	Denver	5	15-16	93.8	50	0	15-15	100.0	0	60
2015	Tampa Bay	12	23-28	82.1	53	0	25-26	96.2	0	94
2016	Chicago	16	18-23	78.3	54	1	31-32	96.9	0	85
2017	Chicago	3	2-3	66.7	54	0	5-5	100.0	0	11
<b>NFL Totals</b>		<b>102</b>	<b>159-190</b>	<b>83.9</b>	<b>57</b>	<b>1</b>	<b>210-212</b>	<b>99.0</b>	<b>0</b>	<b>687</b>

**ADDITIONAL STATS: Special Teams Tackles -- 15; 2005 (2), 2006 (2), 2007 (1), 2008 (2), 2009 (3), 2010 (3); 2013 (1), 2015 (1). Punting -- 3 for 86 yards; 2005 (1 for 28 yards), 2007 (2 for 58 yards).**


Year	Team	1-19	Pct	20-29	Pct	30-39	Pct	40-49	Pct	50+	Pct
2008	Kansas City	0-0	-	6-6	100.0	3-4	75.0	1-1	100.0	0-1	0.0
2009	Tampa Bay	0-0	-	2-2	100.0	4-6	66.7	5-7	71.4	3-4	75.0
2010	Tampa Bay	0-0	-	6-6	100.0	10-10	100.0	6-10	60.0	1-2	50.0
2011	Tampa Bay	0-0	-	5-5	100.0	6-6	100.0	13-14	92.9	2-3	66.7
2012	Tampa Bay	0-0	-	7-7	100.0	3-4	75.0	12-13	92.3	6-9	66.7
2014	Denver	2-2	100.0	4-4	100.0	5-5	100.0	3-4	75.0	1-1	100.0
2015	Tampa Bay	0-0	-	9-9	100.0	8-8	100.0	3-6	50.0	3-5	60.0
2016	Chicago	0-0	-	7-8	87.5	7-8	87.5	3-4	75.0	1-3	33.3
2017	Chicago	0-0	-	1-1	-	0-0	-	0-1	-	1-1	100.0
<b>NFL Totals</b>		<b>2-2</b>	<b>100.0</b>	<b>47-48</b>	<b>97.9</b>	<b>46-51</b>	<b>90.2</b>	<b>46-60</b>	<b>76.7</b>	<b>18-29</b>	<b>62.1</b>

## POSTSEASON

Year	Team	GP	FG-FGA	Pct	Lg	Blk	XP-XPA	Pct	Blk	Points	
2014	Denver	1	2-2	100.0	45	0	1-1	100.0	0	7	
<b>Postseason</b>		<b>1</b>	<b>2-2</b>	<b>100.0</b>	<b>45</b>	<b>0</b>	<b>1-1</b>	<b>100.0</b>	<b>0</b>	<b>7</b>	
Year	Team	1-19	Pct	20-29	Pct	30-39	Pct	40-49	Pct	50+	Pct
2014	Denver	0-0	-	0-0	-	0-0	-	2-2	100.0	0-0	-
<b>Postseason</b>		<b>0-0</b>	<b>-</b>	<b>0-0</b>	<b>-</b>	<b>0-0</b>	<b>-</b>	<b>2-2</b>	<b>100.0</b>	<b>0-0</b>	<b>-</b>

## SEASON / CAREER / PLAYOFF HIGHS

	2017	Career	Playoff
<b>FG Attempts</b> .....	2, vs. PIT (9/24) .....	5, four times .....	2, vs. IND (1/11/15)
<b>Made FGs</b> .....	1, twice .....	5, two times .....	2, vs. IND (1/11/15)
<b>Longest FG</b> .....	54, vs. ATL (9/10) .....	57, vs. WAS (9/30/12) .....	45, vs. IND (1/11/15)
<b>PAT Attempts</b> .....	2, twice .....	6, twice .....	1, vs. IND (1/11/15)
<b>Made PATs</b> .....	2, twice .....	6, twice .....	1, vs. IND (1/11/15)
<b>Points</b> .....	5, twice .....	17, at KC (11/30/14) .....	7, vs. IND (1/11/15)



# 15 JOSHUA BELLAMY

**Ht:** 6-0                      **Wt:** 211  
**Age:** 28                      **College:** Louisville  
**Bears Season:** 4            **NFL Season:** 4  
**Acquired:** Waived free agent in 2014 (NO)

## WIDE RECEIVER

**PRO CAREER:** Appeared in 47 games (6 starts) in five seasons with Kansas City (2012), Washington (2013) and Chicago (2014-17), hauling in 45 receptions for 584 yards (13.0 avg) and 3 touchdowns ... coming off a career-high 282 receiving yards in 2016 ... has 6 kickoff returns for 128 yards (21.3 avg), 15 STTs and 1 opponent fumble recovery on a muffed punt.

**2017 SEASON:** Appeared three games (one start), catching 7 passes for 78 yards (11.1 avg).

**HONORS AND AWARDS: 2016:** Brian Piccolo Award.

### 2017 CHICAGO BEARS

Date	W/L	Opp.	Rec	Yds	Avg	Long	TD
9/10	L	ATL	3	27	9.0	14	0
9/17*	L	at TB	4	51	12.8	17	0
9/24	W	PIT	0	0	0.0	-	0
9/28		at GB					
10/9		MIN					
10/15		at BAL					
10/22		CAR					
10/29		at NO					
11/12		GB					
11/19		DET					
11/26		at PHI					
12/3		SF					
12/10		at CIN					
12/16		at DET					
12/24		CLE					
12/31		at MIN					
<b>Totals</b>	<b>0-1</b>		<b>7</b>	<b>78</b>	<b>11.1</b>	<b>17</b>	<b>0</b>

\*Denotes Game Started

## JOSH BELLAMY'S NFL STATISTICS


### REGULAR SEASON

Year	Team	GP-GS	Rec	Yds	Avg	Lg	TD	Rush	Yds	Avg	Lg	TD	STT
2012	Kansas City	3-0	0	0	-	-	0	0	0	-	-	0	0
2013	Washington	5-0	0	0	-	-	0	0	0	-	-	0	0
2014	Chicago	4-0	0	0	-	-	0	0	0	-	-	0	0
2015	Chicago	16-3	19	224	11.8	48t	2	0	0	-	-	0	10
2016	Chicago	16-2	19	282	14.8	31	1	4	37	9.3	22	0	5
2017	Chicago	3-1	7	78	9.0	14	0	0	0	0.0	-	0	0
<b>Bears totals</b>		<b>39-6</b>	<b>45</b>	<b>584</b>	<b>13.0</b>	<b>48t</b>	<b>3</b>	<b>4</b>	<b>37</b>	<b>9.3</b>	<b>22</b>	<b>0</b>	<b>15</b>
<b>NFL totals</b>		<b>47-6</b>	<b>45</b>	<b>584</b>	<b>13.0</b>	<b>48t</b>	<b>3</b>	<b>4</b>	<b>37</b>	<b>9.3</b>	<b>22</b>	<b>0</b>	<b>15</b>

**ADDITIONAL STATS:** Kickoff Returns-- 6 for 113: 2012 KC (5 for 101); 2015 CHI (1 for 12).

### SEASON / CAREER / PLAYOFF HIGHS

	2017	Career	Playoff
Receptions.....	4, at TB (9/17).....	6, at KC (10/11/15).....	None
Receiving Yards.....	51, at TB (9/17).....	Same.....	None
Longest Reception.....	17, at TB (9/17).....	48t, vs. ARI (9/20/15).....	None
Receiving TDs.....	None.....	1, three times.....	None



85

**DANIEL BROWN****Ht:** 6-5**Wt:** 243**Age:** 24**College:** James Madison**Bears Season:** 2**NFL Season:** 3**Acquired:** Waived FA gent in 2016 (BAL)**TIGHT END**

**PRO CAREER:** Owns 22 receptions for 188 yards (8.5 avg) and 1 touchdown in 16 games (4 starts) over two NFL seasons with the Baltimore Ravens (2015) and Chicago Bears (2016) ... coming off of career-highs in receptions (16) and yards (124).

**2017 SEASON:** Appeared in two games as a reserve, inactive for Game 3.

**PREVIOUS SEASONS: 2016:** Appeared in 8 games with 3 starts after being claimed off waivers by the Ravens ... caught 16 passes for 124 yards (7.8 avg) and 1 touchdown with the Bears ... caught the game's opening touchdown against the Tennessee Titans (11/27). **2015:** Recorded 64 yards on 6 receptions (10.7 avg.) for the league's No. 8 passing attack (266.9 ypg) ... established career highs in receptions (5) and receiving yards (47), including a 31-yard career long, in his first-career start vs. Seattle (12/13) ... secured his first-career reception for 17 yards on a fourth-quarter scoring drive at Miami (12/6) ... caught a 52-yard TD reception on Baltimore's second possession that was nullified by a disputed offensive pass interference call ... made NFL debut at Cleveland (11/30).

**2017 CHICAGO BEARS**

Date	W/L	Opp.	Rec	Yds	Avg	Long	TD	
9/10	L	ATL	0	0	0.0	-	0	
9/17	L	at TB	0	0	0.0	-	0	
9/24	W	PIT	INACTIVE					
9/28		at GB						
10/9		MIN						
10/15		at BAL						
10/22		CAR						
10/29		at NO						
11/12		GB						
11/19		DET						
11/26		at PHI						
12/3		SF						
12/10		at CIN						
12/16		at DET						
12/24		CLE						
12/31		at MIN						
<b>Totals</b>	<b>0-0</b>		<b>0</b>	<b>0</b>	<b>0.0</b>	<b>0</b>	<b>0</b>	


\*Denotes Game Started

**DANIEL BROWN'S NFL STATISTICS****REGULAR SEASON**

Year	Team	GP-GS	Rec	Yds	Avg	Lg	TD
2015	Baltimore	6-1	6	64	10.7	31	0
2016	Chicago	8-3	16	124	7.8	12	1
2017	Chicago	2-0	0	0	0.0	0	0
<b>NFL Totals</b>		<b>16-4</b>	<b>22</b>	<b>188</b>	<b>8.5</b>	<b>31</b>	<b>1</b>

**SEASON / CAREER / PLAYOFF HIGHS**

	2017	Career	Playoff
<b>Receptions</b> .....	None	Same	None
<b>Receiving Yards</b> .....	None	47, at SEA (12/13/15)	None
<b>Longest Reception</b> .....	None	31, at SEA (12/13/15)	None
<b>Receiving TDs</b> .....	None	Same	None



# 90 JONATHAN BULLARD

**Ht:** 6-3**Wt:** 290**Age:** 24**College:** Florida**Bears Season:** 2**NFL Season:** 2**Acquired:** 2nd round of the 2014 draft (51st overall)

## DEFENSIVE LINE

**PRO CAREER:** Appeared in 17 games (1 start) for the Bears over two seasons (2015-16) ... totaled 27 tackles, 1 sack and 3 TFLs ... made NFL debut against Houston (9/11/16) and made first career sack at Indianapolis (10/9/16).

**2017 SEASON:** Appeared in three games as a reserve.

**2016 SEASON:** Totaled 24 tackles, 1 sack, 3 TFLs ... one of three Bears rookies to record a sack.

### 2017 CHICAGO BEARS

Date	W/L	Opponent	Tkls-S	Sk-YL	INT-Yds	PD	FF	FR	TFL
9/10	L	ATL	0-0	0-0	0-0	0	0	0	0
9/17	L	at TB	1-1	0-0	0-0	0	0	0	0
9/24	W	PIT	2-2	0-0	0-0	0	0	0	0
9/28		at GB							
10/9		MIN							
10/15		at BAL							
10/22		CAR							
10/29		at NO							
11/12		GB							
11/19		DET							
11/26		at PHI							
12/3		SF							
12/10		at CIN							
12/16		at DET							
12/24		CLE							
12/31		at MIN							
<b>Totals</b>	<b>0-0</b>		<b>3-3</b>	<b>0-0</b>	<b>0-0</b>	<b>0</b>	<b>0</b>	<b>0</b>	<b>0</b>

\*Denotes Game Started

## JONATHAN BULLARD'S CAREER STATISTICS

### REGULAR SEASON

Year	Team	GP	GS	Tackles				Interceptions				Fumbles			Misc.				
				Tot	S	A	Sk	Yds	No	Yds	Lg	TD	PD	FF	FR	Yds	TFL	STT	
2016	Chicago	14	1	24	18	6	1.0	3	0	0	-	0	0	0	0	0	0	3.0	0
2017	Chicago	3	0	3	3	0	0.0	0	0	0	-	0	0	0	0	0	0	0.0	0
<b>NFL totals</b>		<b>17</b>	<b>1</b>	<b>27</b>	<b>21</b>	<b>6</b>	<b>1.0</b>	<b>3</b>	<b>0</b>	<b>0</b>	<b>-</b>	<b>0</b>	<b>0</b>	<b>0</b>	<b>0</b>	<b>0</b>	<b>0</b>	<b>3.0</b>	<b>0</b>

### SEASON / CAREER / PLAYOFF HIGHS

	2017	Career	Playoff
<b>Tackles</b> .....	3, vs. PIT (9/24)	3, three times	None
<b>Solos</b> .....	3, vs. PIT (9/24)	3, three times	None
<b>Tackles For Loss</b> .....	None	1, three times	None
<b>Sacks</b> .....	None	1, at IND (10/9/16)	None



# 46 MICHAEL BURTON

Ht: 6-0

Wt: 247

Age: 25

College: Rutgers

Bears Season: 1

NFL Season: 3

Acquired: Waived free agent in 2017 (DET)

## RUNNING BACK

**PRO CAREER:** Appeared in 34 games with 8 starts over three seasons with the Detroit Lions (2015-16) and Chicago Bears (2017), recording 5 carries for 9 yards (1.8 avg) and 6 receptions for 39 yards (6.5 avg) and one touchdown ... adds 4 career special teams tackles.

**2017 SEASON:** Appeared in three games (one start) carrying the ball one time for seven yards (7.0 avg).

**PREVIOUS SEASONS: 2016:** Appeared in 15 games (Games 1-15) for the Detroit Lions, recording 1 special team tackle. **2015:** Played in all 16 games as a rookie, including 7 starts ... carried the ball 4 times for 2 yards (0.5 avg) and caught 6 passes for 39 yards (6.5 avg) and 1 TD ... also added 3 special teams tackles.

### 2017 CHICAGO BEARS

Date	W/L	Opp.	Rush	Yards	Avg.	Lg	TD	Rec.	Yards	Avg.	Lg	TD
9/10	L	ATL	1	7	7.0	7	0	0	0	0.0	-	0
9/17*	L	at TB	0	0	0.0	-	0	0	0	0.0	-	0
9/24	W	PIT	0	0	0.0	-	0	0	0	0.0	-	0
9/28		at GB										
10/9		MIN										
10/15		at BAL										
10/22		CAR										
10/29		at NO										
11/12		GB										
11/19		DET										
11/26		at PHI										
12/3		SF										
12/10		at CIN										
12/16		at DET										
12/24		CLE										
12/31		at MIN										
<b>Totals</b>	<b>0-1</b>		<b>1</b>	<b>7</b>	<b>7.0</b>	<b>7</b>	<b>0</b>	<b>0</b>	<b>0</b>	<b>0.0</b>	<b>-</b>	<b>0</b>

\*Denotes Game Started

### MICHAEL BURTON'S NFL STATISTICS

#### REGULAR SEASON

Year	Team	GP-GS	Rush	Yds	Avg	Lg	TD	Rec	Yds	Avg	Lg	TD	STT
2015	Detroit	16-7	4	2	0.5	2	0	6	39	6.5	12	1	3
2016	Detroit	15-0	0	0	0.0	-	0	0	0	0.0	-	0	1
2017	Chicago	3-1	1	7	7.0	7	0	0	0	0.0	-	0	0
<b>NFL totals</b>		<b>34-8</b>	<b>5</b>	<b>9</b>	<b>1.8</b>	<b>7</b>	<b>0</b>	<b>6</b>	<b>39</b>	<b>6.5</b>	<b>12</b>	<b>1</b>	<b>4</b>

#### SEASON / CAREER / PLAYOFF HIGHS

	2017	Career	Playoff
Rushes.....	1, vs. ATL (9/10)	1, three times	None
Rushing Yards.....	7, vs. ATL (9/10)	Same	None
Longest Run.....	7, vs. ATL (9/10)	Same	None
Receptions.....	None	2, at NO (12/21/15)	None
Receiving Yards.....	None	12, at STL (12/13/15)	None
Longest Reception.....	None	12, at STL (12/13/15)	None
Receiving TDs.....	None	1, at NO (12/21/15)	None



# 26 DEON BUSH

**Ht:** 6-0      **Wt:** 200  
**Age:** 24      **College:** Miami (Fla.)  
**Bears Season:** 2      **NFL Season:** 2  
**Acquired:** 4th round of the 2016 draft (124th overall)

## DEFENSIVE BACK

**PRO CAREER:** Begins second NFL season, appearing in 12 games with 6 starts for the Chicago Bears (2016-17) ... owns 22 tackles, 1 pass breakup and 1 STT.

**2017 SEASON:** Appeared in Game 1 as a reserve, inactive games 2 and 3.

**2016 SEASON:** Played in 11 games (Games 3, 6-15), starting 6 (Games 10-15), recording 22 tackles and 1 pass breakup and 1 STT.

### 2017 CHICAGO BEARS

Date	W/L	Opponent	Tkls-5	Sk-YL	INT-Yds	PD	FF	FR	TFL
9/10	L	ATL	0-0	0-0	0-0	0	0	0	0
9/17	L	at TB			INACTIVE				
9/24	W	PIT			INACTIVE				
9/28		at GB							
10/9		MIN							
10/15		at BAL							
10/22		CAR							
10/29		at NO							
11/12		GB							
11/19		DET							
11/26		at PHI							
12/3		SF							
12/10		at CIN							
12/16		at DET							
12/24		CLE							
12/31		at MIN							
<b>Totals</b>	<b>0-0</b>		<b>0-0</b>	<b>0-0</b>	<b>0-0</b>	<b>0</b>	<b>0</b>	<b>0</b>	<b>0</b>

## DEON BUSH'S CAREER STATISTICS

### REGULAR SEASON

Year	Team	GP	GS	Tackles					Interceptions					Fumbles			Misc.	
				Tot	S	A	Sk	Yds	No	Yds	Lg	TD	PD	FF	FR	Yds	TFL	STT
2016	Chicago	11	6	22	17	5	0.0	0.0	0	0	-	0	1	0	0	0	0.0	1
2017	Chicago	1	0	0	0	0	0.0	0.0	0	0	-	0	0	0	0	0	0.0	0
<b>NFL totals</b>		<b>12</b>	<b>6</b>	<b>22</b>	<b>17</b>	<b>5</b>	<b>0.0</b>	<b>0.0</b>	<b>0</b>	<b>0</b>	<b>-</b>	<b>0</b>	<b>1</b>	<b>0</b>	<b>0</b>	<b>0</b>	<b>0.0</b>	<b>1</b>

### SEASON / CAREER / PLAYOFF HIGHS

	2017	Career	Playoff
<b>Tackles</b> .....	None .....	8, at NYG (11/20/16) .....	None
<b>Solos</b> .....	None .....	6, at NYG (11/20/16) .....	None
<b>Tackles For Loss</b> .....	None .....	None .....	None
<b>Interceptions</b> .....	None .....	None .....	None



**37**

**BRYCE  
CALLAHAN**

**Ht:** 5-9

**Wt:** 191

**Age:** 26

**College:** Rice

**Bears Season:** 3

**NFL Season:** 3

**Acquired:** Undrafted free agent in 2015

**DEFENSIVE BACK**

**PRO CAREER:** Begins third professional campaign, appearing in 23 contests with 14 starts, producing 65 tackles, 4 TFLs, 2 sacks, 1 forced fumble and 17 pass breakups for the Chicago Bears (2015-17) ... 7 pass breakups ranked 3rd on the Bears and 4 TFLs led the Bears secondary in 2015.

**2017 SEASON:** Appeared in three games (one start), recording six tackles, one sack, one forced fumble and one pass defense.

**PREVIOUS SEASONS: 2016:** Played in 11 games (Games 1-2, 4-7, 10-13 & 15) starting 10, producing 36 tackles and 9 pass breakups. **2015:** Started 3-of-9 games, collecting 23 tackles, 4 TFLs, 1 sack and 7 pass breakups ... 7 pass breakups ranked 3rd on the Bears and 4 TFLs led the Bears secondary ... inactive Games 13-15 due to a quad injury.

**2017 CHICAGO BEARS**

Date	W/L	Opponent	Tkls-S	Sk-YL	INT-Yds	PD	FF	FR	TFL
9/10*	L	ATL	2-1	0-0	0-0	0	0	0	0
9/17	L	at TB	0-0	0-0	0-0	1	0	0	0
9/24	W	PIT	4-3	1-12	0-0	0	1	0	0
9/28		at GB							
10/9		MIN							
10/15		at BAL							
10/22		CAR							
10/29		at NO							
11/12		GB							
11/19		DET							
11/26		at PHI							
12/3		SF							
12/10		at CIN							
12/16		at DET							
12/24		CLE							
12/31		at MIN							
<b>Totals</b>	<b>0-1</b>		<b>6-4</b>	<b>1-12</b>	<b>0-0</b>	<b>1</b>	<b>1</b>	<b>0</b>	<b>0</b>

\*Denotes Game Started

**BRYCE CALLAHAN'S CAREER STATISTICS**

**REGULAR SEASON**

Year	Team	GP	GS	Tackles					Interceptions				Fumbles			Misc.		
				Tot	S	A	Sk	Yds	No	Yds	Lg	TD	PD	FF	FR	Yds	TFL	STT
2015	Chicago	9	3	23	18	5	1.0	0.0	0	0	-	0	7	0	0	0	4.0	0
2016	Chicago	11	10	36	29	7	0.0	0.0	0	0	-	0	9	0	0	0	0.0	1
2017	Chicago	3	1	6	4	2	1.0	12.0	0	0	-	0	1	1	0	0	0.0	0
<b>NFL totals</b>		<b>23</b>	<b>14</b>	<b>65</b>	<b>51</b>	<b>14</b>	<b>1.0</b>	<b>12.0</b>	<b>0</b>	<b>0</b>	<b>0</b>	<b>0</b>	<b>17</b>	<b>1</b>	<b>0</b>	<b>0</b>	<b>4.0</b>	<b>1</b>

**SEASON / CAREER / PLAYOFF HIGHS**

	2017	Career	Playoff
<b>Tackles</b> .....	4, vs. PIT (9/24)	7, vs. JAX (10/16/16)	None
<b>Solos</b> .....	3, vs. PIT (9/24)	6, vs. JAX (10/16/16)	None
<b>Tackles For Loss</b> .....	None	1, four times	None
<b>Interceptions</b> .....	None	1, vs. DET (1/3/16)	None



# 29 TARIK COHEN

Ht: 5-6  
Age: 22

Wt: 179  
College: North Carolina A&T

Acquired: 4th round of the 2017 draft (119th overall)

## RUNNING BACK

**COLLEGE CAREER:** Appeared in 46 games with 41 starts in four seasons (2013-16) for North Carolina A&T, rushing for 5,619 yards on 868 carries and 56 touchdowns (all school records)... Added 98 receptions for 945 yards and 3 touchdowns... Career performances made him the conference's first three-time Offensive Player of the Year ... 2016 NCAA FCS and Walter Camp First Team All-America ... enjoyed a record-breaking campaign, setting single-season school records in rushing (1,588) and touchdowns (19) and earned All-America status from four different outlets ... also rushed for more than 200 yards in four different games ... leaves as the Mid-Eastern Athletic Conference's all-time leading rusher with 5,619 yards and its first three-time Offensive Player of the Year (2014, 2015, 2016) ... finished his career with five three-TD performances.

**2017 SEASON:** Appeared in three games (one start) rushing for 157 yards on 24 carries (6.5 avg)... Adds 20 receptions for 126 yards (6.3 avg) and 1 touchdown... Also adds 6 punt returns for 55 yards (9.2 avg)... Set a franchise record for all-purpose yards in a rookie debut (158) vs. ATL (9/17).

### 2017 CHICAGO BEARS

Date	W/L	Opp.	Rush	Yards	Avg.	Lg	TD	Rec.	Yards	Avg.	Lg	TD
9/10	L	ATL	5	66	13.2	46	0	8	46	5.9	19t	1
9/17*	L	at TB	7	13	1.9	9	0	8	55	6.9	14	0
9/24	W	PIT	12	78	6.5	36	0	4	24	6.0	9	0
9/28		at GB										
10/9		MIN										
10/15		at BAL										
10/22		CAR										
10/29		at NO										
11/12		GB										
11/19		DET										
11/26		at PHI										
12/3		SF										
12/10		at CIN										
12/16		at DET										
12/24		CLE										
12/31		at MIN										
<b>Totals</b>	<b>0-1</b>		<b>24</b>	<b>157</b>	<b>6.5</b>	<b>46</b>	<b>0</b>	<b>20</b>	<b>126</b>	<b>6.3</b>	<b>19t</b>	<b>1</b>

\*Denotes Game Started





## TARIK COHEN'S NFL STATISTICS

## REGULAR SEASON

Year	Team	GP-GS	Rush	Yds	Avg	Lg	TD	Rec	Yds	Avg	Lg	TD	STT
2017	Chicago	3-1	24	157	6.5	46	0	20	126	6.3	19t	1	0

Year	Team	KR	Yds	Avg	LG	TD	PR	FC	Yds	Avg	Lg	TD
2017	Chicago	0	0	0	0	0	6	4	55	9.2	17	0

## SEASON / CAREER / PLAYOFF HIGHS

	2017	Career	Playoff
Rushes	12, vs. PIT (9/24)	Same	None
Rushing Yards	78, vs. PIT (9/24)	Same	None
Longest Run	46, vs. ATL (9/10)	Same	None
Rushing TDs	None	None	None
Receptions	8, twice	Same	None
Receiving Yards	55, at TB (9/17)	Same	None
Longest Reception	19t, vs. ATL (9/10)	Same	None
Receiving TDs	1, vs. ATL (9/10)	Same	None

## TARIK COHEN'S COLLEGE STATISTICS

Year	Team	GP-GS	Rush	Yds	Avg	Lg	TD	Rec	Yds	Avg	Lg	TD
2013	NC A&T	11-6	195	1,148	5.9	49	8	11	152	13.8	81	1
2014	NC A&T	11-11	197	1,340	6.8	81	15	25	237	9.5	68	1
2015	NC A&T	12-12	264	1,543	5.8	83	15	25	217	8.7	52	0
2016	NC A&T	12-12	212	1,588	7.5	94	18	37	339	9.2	45	1
<b>Totals</b>		<b>46-41</b>	<b>868</b>	<b>5,619</b>	<b>6.5</b>	<b>94</b>	<b>56</b>	<b>98</b>	<b>945</b>	<b>9.6</b>	<b>81</b>	<b>3</b>

**ADDITIONAL STATS:** Punt Returns - 1 returns for 4 yards (4.0 avg). Kick Returns - 1 return for 26 yards (26.0 avg).

**76 TOM COMPTON****Ht:** 6-5**Wt:** 308**Age:** 28**College:** South Dakota**Bears Season:** 1**NFL Season:** 5**Acquired:** Unrestricted free agent in 2017 (ATL)**OFFENSIVE LINE**

**PRO CAREER:** Appeared in 62 games (12 starts) in 4 seasons with the Washington Redskins (2013-15), Atlanta Falcons (2016) and Chicago Bears (2017) ... helped the Falcons to finish top 5 in the league in total yards (2nd), first downs (2nd), passing yards (3rd) and rushing yards (5th) on the way to Super Bowl LI.

**2017 SEASON:** Started two games at LG, did not play Game 3.

**PREVIOUS SEASONS: 2016:** Appeared in all 16 regular season games as well wsa 3 postseason games for the Atlanta Falcons ... helped the Falcons to finish top 5 in the league in total yards (2nd), first downs (2nd), passing yards (3rd) and rushing yards (5th) on the way to Super Bowl LI. **2015:** Appeared in 13 games with 1 start as an extra tackle for the Washington Redskins ... appeared in first career post season game. **2014:** Appeared in all 16 games with 9 starts at RT for the Washington Redskins. **2013:** Appeared in 15 games for the Washington Redskins. **2012:** Spent season on Washington Redskins practice squad.

**TOM COMPTON'S NFL STATISTICS****REGULAR SEASON**

**GAMES PLAYED-STARTED - 62-12:** 2013 WAS (15-0); 2014 WAS (16-9); 2015 WAS (13-1); 2016 ATL (16-0); 2017 CHI (2-2).

**POSTSEASON**

**GAMES PLAYED-STARTED - 4-0:** 2015 WAS (1-0); 2016 ATL (3-0).



31

## MARCUS COOPER, SR.

Ht: 6-2

Wt: 192

Age: 27

College: Rutgers

Bears Season: 1

NFL Season: 5

Acquired: Unrestricted free agent in 2017 (ARI)

### DEFENSIVE BACK

**PRO CAREER:** Owns 141 tackles, 7 interceptions, 35 pass breakups, 1 forced fumble and 1 fumble recovery in 57 career games with 27 starts with the Chiefs (2013-15), Cardinals (2016) and Bears (2017) ... owns 17 tackles and 1 TFL in the postseason.

**2017 SEASON:** Started three games, recording 11 tackles and 3 pass defenses.

**PREVIOUS SEASONS: 2016:** Appeared in 15 games with 13 starts, recording 69 tackles, 4 interceptions (1 returned for a touchdown), 11 pass breakups for the Arizona Cardinals ... 11 pass breakups led the team ... intercepted and returned a Jameis Winston pass for 60 yards for his first career touchdown (vs. TB 9/18/16). **2015:** Appeared in 14 games with 13 starts for the Houston Texans, recording 61 tackles, 0.5 sacks, 1 interception, 6 pass breakups, 1 forced fumble and 1 TFL. **2014:** Appeared in 16 games with 9 starts for the New York Giants, recording 54 tackles, 4 interceptions, 7 pass breakups, 1 forced fumble and 1 TFL ... added 3 STT. **2013:** Played in all 16 games with 6 starts for the Kansas City Chiefs, recording 32 tackles, 4 interceptions and 9 pass breakups.

#### 2017 CHICAGO BEARS

Date	W/L	Opponent	Tkls-S	Sk-YL	INT-Yds	PD	FF	FR	TFL
9/10*	L	ATL	4-4	0-0	0-0	1	0	0	0
9/17*	L	at TB	6-6	0-0	0-0	0	0	0	0
9/24*	W	PIT	1-1	0-0	0-0	2	0	0	0
9/28		at GB							
10/9		MIN							
10/15		at BAL							
10/22		CAR							
10/29		at NO							
11/12		GB							
11/19		DET							
11/26		at PHI							
12/3		SF							
12/10		at CIN							
12/16		at DET							
12/24		CLE							
12/31		at MIN							
<b>Totals</b>	<b>1-2</b>		<b>11-11</b>	<b>0-0</b>	<b>0-0</b>	<b>3</b>	<b>0</b>	<b>0</b>	<b>0</b>

\*Denotes Game Started



## MARCUS COOPER'S NFL STATISTICS

## REGULAR SEASON

Year	Team	GP	GS	Tackles				Yds	Interceptions					Fumbles			Misc.	
				Tot	S	A	Sk		No	Yds	Lg	TD	PD	FF	FR	Yds	TFL	STT
2013	Kansas City	16	6	41	38	3	0.0	0.0	3	32	20	0	18	1	1	0	0.0	3
2014	Kansas City	13	4	18	18	0	0.0	0.0	0	0	0	0	3	0	0	0	0.0	3
2015	Kansas City	10	1	2	2	0	0.0	0.0	0	0	0	0	0	0	0	33	0.0	0
2016	Arizona	15	13	69	62	7	0.0	0.0	4	95	60t	1	11	0	0	0	0.0	0
2017	Chicago	3	3	11	11	0	0.0	0.0	0	0	-	0	3	0	0	0	0.0	0
<b>NFL totals</b>		<b>57</b>	<b>27</b>	<b>141</b>	<b>131</b>	<b>10</b>	<b>0.0</b>	<b>0.0</b>	<b>7</b>	<b>127</b>	<b>60t</b>	<b>1</b>	<b>35</b>	<b>1</b>	<b>1</b>	<b>33</b>	<b>0.0</b>	<b>6</b>

## POSTSEASON

Year	Team	GP	GS	Tackles				Yds	Interceptions					Fumbles			Misc.	
				Tot	S	A	Sk		No	Yds	Lg	TD	PD	FF	FR	Yds	TFL	STT
2013	Kansas City	1	0	2	1	1	0.0	0.0	0	0	-	0	1	0	0	0	0	0
<b>Postseason</b>		<b>1</b>	<b>0</b>	<b>2</b>	<b>1</b>	<b>1</b>	<b>0.0</b>	<b>0.0</b>	<b>0</b>	<b>0</b>	<b>-</b>	<b>0</b>	<b>1</b>	<b>0</b>	<b>0</b>	<b>0</b>	<b>0</b>	<b>0</b>

## SEASON / CAREER / PLAYOFF HIGHS

	2017	Career	Playoff
Tackles	6, at TB (9/17)	9, at ATL (11/27/16)	2, at IND (1/4/14)
Solos	6, at TB (9/17)	9, at ATL (11/27/16)	1, at IND (1/4/14)
Pass Defenses	1, vs. ATL (9/10)	4, vs. OAK (10/13/13)	1, at IND (1/4/14)
Interceptions	None	2, vs. TB (9/18/16)	None



# 30 BENNY CUNNINGHAM, JR.

Ht: 5-10

Wt: 217

Age: 27

College: Middle Tennessee State

Bears Season: 1

NFL Season: 5

Acquired: Unrestricted free agent in 2017 (LAR)

## RUNNING BACK

**PRO CAREER:** Appeared in 58 games with 3 starts over 5 seasons with the Rams (2013-2016) and Bears (2017), carrying the ball 171 times for 748 yards (4.4 avg) and 4 touchdowns and grabbing 96 receptions for 775 yards (8.1 avg) and 1 touchdown ... adds 96 kick returns for 2,598 yards (27.1 avg) ... also adds 12 special teams tackles ... led the Rams in all kick returning categories and finished 8th in the NFL in returns, 7th in kick return yards and 3rd in kick return average ... rushed for a career-high 109 yards against the Bears in 2013.

**2017 SEASON:** Appeared in two games (Inactive Game 2) as a reserve, catching 3 passes for 23 yards (7.7 avg) and returning one kickoff for 23 yards and 1 STT.

**PREVIOUS SEASONS: 2016:** Appeared in 11 games (Games 1-4, 6-7 & 8-12), rushing for 101 yards on 21 attempts (4.8 avg) and caught 16 passes for 91 yards (5.7 avg) ... added 22 kick returns for 599 yards (27.2 avg) ... finished 3rd in the league in kick return average ... also added 3 special teams tackles. **2015:** Appeared in all 16 contests with 1 start (Game 1), rushing for 140 yards on 37 attempts (3.8 avg) and caught 26 passes for 250 yards (9.6 avg) ... added a 25 kick returns for 714 yards (28.6 avg) with a career-long return of 102 yards (at TB 12/15) ... also added 3 special teams tackles. **2014:** Appeared in all 16 contests with 2 starts (Game 1), rushing for 246 yards on 66 attempts (3.7 avg) and 3 touchdowns and caught 45 passes for 352 yards (7.8 avg) and 1 touchdown ... added a 35 kick returns for 963 yards (27.5 avg) ... also added 2 special teams tackles. **2013:** Appeared in 14 games as a rookie, tallying 261 rushing yards on 47 attempts (5.6 avg) and 1 touchdown while also catching 6 passes for 59 yards ... also returned 13 kickoffs for 299 yards (23.0 avg) ... added 2 special teams tackles.



2017 CHICAGO BEARS

Date	W/L	Opp.	Rush	Yards	Avg.	Lg	TD	Rec.	Yards	Avg.	Lg	TD
9/10	L	ATL	0	0	0.0	-	0	0	0	0.0	-	0
9/17	L	at TB										
9/24	W	PIT	0	0	0.0	-	0	3	23	7.7	11	0
9/28		at GB										
10/9		MIN										
10/15		at BAL										
10/22		CAR										
10/29		at NO										
11/12		GB										
11/19		DET										
11/26		at PHI										
12/3		SF										
12/10		at CIN										
12/16		at DET										
12/24		CLE										
12/31		at MIN										
<b>Totals</b>	<b>0-0</b>		<b>0</b>	<b>0</b>	<b>0.0</b>	<b>-</b>	<b>0</b>	<b>3</b>	<b>23</b>	<b>7.7</b>	<b>-</b>	<b>0</b>

\*Denotes Game Started

BENNY CUNNINGHAM'S NFL STATISTICS

REGULAR SEASON

Year	Team	GP-GS	Rush	Yds	Avg	Lg	TD	Rec	Yds	Avg	Lg	TD	STT
2013	St. Louis	14-0	47	261	5.6	56	1	6	59	9.8	18	0	2
2014	St. Louis	16-2	66	246	3.7	20	3	45	352	7.8	19	1	2
2015	St. Louis	16-1	37	140	3.8	40	0	26	250	9.6	42	0	3
2016	LA Rams	11-0	21	101	4.8	24	0	16	91	5.7	12	0	3
2017	Chicago	2-0	0	0	0.0	-	0	3	23	7.7	11	0	2
<b>NFL totals</b>		<b>58-3</b>	<b>171</b>	<b>748</b>	<b>4.4</b>	<b>56</b>	<b>4</b>	<b>96</b>	<b>775</b>	<b>8.1</b>	<b>42</b>	<b>1</b>	<b>12</b>


Year	Team	KR	Yds	Avg	LG	TD	PR	FC	Yds	Avg	Lg	TD
2013	St. Louis	13	299	23.0	32	0	0	0	0	-	-	0
2014	St. Louis	35	963	27.5	75	0	0	0	0	-	-	0
2015	St. Louis	25	714	28.6	102	0	0	0	0	-	-	0
2016	LA Rams	22	599	27.2	61	0	0	0	0	-	-	0
2017	Chicago	1	23	23.0	23	0	0	0	0	-	-	0
<b>NFL totals</b>		<b>96</b>	<b>2,598</b>	<b>27.1</b>	<b>102</b>	<b>0</b>	<b>0</b>	<b>0</b>	<b>0</b>	<b>-</b>	<b>-</b>	<b>0</b>

SEASON / CAREER / PLAYOFF HIGHS

	2017	Career	Playoff
Rushes.....	None.....	16, vs. SEA (9/13/15).....	None
Rushing Yards.....	None.....	109, vs. CHI (11/24/13).....	None
Longest Run.....	None.....	56, at IND (11/10/13).....	None
Rushing TDs.....	None.....	1, 4 times.....	None
Receptions.....	3, vs. PIT (9/24).....	7, at SEA (12/28/14).....	None
Receiving Yards.....	23, vs. PIT (9/24).....	77, vs. SEA (9/13/15).....	None
Longest Reception.....	11, vs. PIT (9/24).....	42, vs. SEA (9/13/15).....	None
Receiving TDs.....	None.....	1, vs. SEA (10/19/14).....	None



# 21 QUINTIN DEMPS

**Ht:** 5-11**Wt:** 210**Age:** 32**College:** UTEP**Bears Season:** 1**NFL Season:** 10**Acquired:** Unrestricted free agent in 2017 (HOU)

## DEFENSIVE BACK

**PRO CAREER:** Owns 275 tackles, 18 interceptions, 44 pass breakups, 1.5 sacks, 6 TFLs, 4 forced fumbles and 3 fumble recoveries in 110 career contests with 44 starts with the Philadelphia Eagles (2008-09), Houston Texans (2010-12, and '15-16), Kansas City Chiefs (2013), New York Giants (2014) and Chicago Bears (2017) ... appeared in 10 postseason contests (4 starts) ... owns 17 tackles and 1 TFL in the postseason ... 15 INTs since 2013 are 3rd most in NFL among safeties.

**2017 SEASON:** Started three games, recording 12 tackles.

**PREVIOUS SEASONS: 2016:** Started 13 games, recording 55 tackles, 6 interceptions, 9 pass breakups, 1 forced fumble and 1 TFL for the Houston Texans ... 6 INTs led all safeties last season, second most overall and the second most in Houston's single-season history ... set Texans record with INT in four consecutive games (Weeks 14-17) ... set career-highs in interceptions and pass breakups. **2015:** Appeared in 14 games with 13 starts for the Texans, recording 61 tackles, 0.5 sacks, 1 interception, 6 pass breakups, 1 forced fumble and 1 TFL. **2014:** Appeared in 16 games with 9 starts for the New York Giants, recording 54 tackles, 4 interceptions, 7 pass breakups, 1 forced fumble and 1 TFL ... added 3 STT. **2013:** Played in all 16 games with 6 starts for the Kansas City Chiefs, recording 32 tackles, 4 interceptions and 9 pass breakups ... added 3 STT. **2012:** Played in 12 games for the Texans, recording 27 tackles, 5 pass breakups, 2 TFLs and 1 fumble recovery ... added 9 STT. **2011:** Played in 9 games for the Houston Texans, tallying 22 tackles, 2 interceptions, and 4 pass breakups. **2010:** Appeared in 2 games for the Texans. **2009:** Played in 9 games for the Philadelphia Eagles, recording 7 tackles, 1 interception and 3 pass breakups... Added 7 STTs. **2008:** Played in all 16 games for the Philadelphia Eagles as a rookie, tallying 5 tackles, 1 sack, 1 pass breakup, 1 forced fumble and 1 fumble recovery ... added 13 STTs.

### 2017 CHICAGO BEARS

Date	W/L	Opponent	Tkls-S	Sk-YL	INT-Yds	PD	FF	FR	TFL
9/10*	L	ATL	3-3	0-0	0-0	0	0	0	0
9/17*	L	at TB	7-6	0-0	0-0	0	0	0	0
9/24*	W	PIT	2-2	0-0	0-0	0	0	0	0
9/28		at GB							
10/9		MIN							
10/15		at BAL							
10/22		CAR							
10/29		at NO							
11/12		GB							
11/19		DET							
11/26		at PHI							
12/3		SF							
12/10		at CIN							
12/16		at DET							
12/24		CLE							
12/31		at MIN							
<b>Totals</b>	<b>1-2</b>		<b>12-11</b>	<b>0-0</b>	<b>0-0</b>	<b>0</b>	<b>0</b>	<b>0</b>	<b>0</b>

\*Denotes Game Started



QUINTIN DEMPS' NFL STATISTICS

REGULAR SEASON

Year	Team	GP	GS	Tackles					Interceptions					Fumbles			Misc.	
				Tot	S	A	Sk	Yds	No	Yds	Lg	TD	PD	FF	FR	Yds	TFL	STT
2008	Philadelphia	16	0	5	5	0	1.0	9.0	0	0	-	0	1	1	0	0	1.0	13
2009	Philadelphia	9	0	7	7	0	0.0	0.0	1	12	12	0	3	0	0	0	0.0	7
2010	Houston	2	0	0	0	0	0.0	0.0	0	0	-	0	0	0	0	0	0.0	1
2011	Houston	9	0	22	18	4	0.0	0.0	2	47	42	0	4	0	0	0	0.0	1
2012	Houston	12	0	27	21	6	0.0	0.0	0	0	-	0	5	0	1	0	2.0	9
2013	Kansas City	16	6	32	22	10	0.0	0.0	4	61	35	0	9	0	0	0	0.0	3
2014	NY Giants	16	9	54	38	16	0.0	0.0	4	19	10	0	7	1	0	0	1.0	3
2015	Houston	14	13	61	35	26	0.5	6.5	1	0	-	0	6	1	2	33	1.0	0
2016	Houston	13	13	56	38	17	0.0	0.0	6	54	19	0	9	1	0	0	1.0	0
2017	Chicago	3	3	12	11	1	0.0	0.0	0	0	-	0	0	0	0	0	0.0	0
<b>NFL totals</b>		<b>110</b>	<b>44</b>	<b>275</b>	<b>195</b>	<b>80</b>	<b>1.5</b>	<b>15.5</b>	<b>18</b>	<b>193</b>	<b>42</b>	<b>0</b>	<b>44</b>	<b>4</b>	<b>3</b>	<b>33</b>	<b>6.0</b>	<b>37</b>


ADDITIONAL STATS: Kick returns- 110 for 2,931 yards

POSTSEASON

Year	Team	GP	GS	Tackles					Interceptions					Fumbles			Misc.		
				Tot	S	A	Sk	Yds	No	Yds	Lg	TD	PD	FF	FR	Yds	TFL	STT	
2008	Philadelphia	3	1	7	4	3	0.0	0.0	0	0	-	0	0	0	0	0	0	0	2
2011	Houston	2	1	3	3	0	0.0	0.0	0	0	-	0	0	0	0	0	0	1	0
2012	Houston	2	0	0	0	0	0.0	0.0	0	0	-	0	0	0	0	0	0	2	
2013	Kansas City	1	0	0	0	0	0.0	0.0	0	0	-	0	0	0	0	0	0	1	
2015	Houston	1	1	5	3	2	0.0	0.0	0	0	-	0	0	0	0	-	0	0	
2016	Houston	1	1	2	2	0	0.0	0.0	0	0	-	0	0	0	0	-	0	0	
<b>Postseason</b>		<b>10</b>	<b>4</b>	<b>17</b>	<b>12</b>	<b>5</b>	<b>0.0</b>	<b>0.0</b>	<b>0</b>	<b>0</b>	<b>-</b>	<b>0</b>	<b>0</b>	<b>0</b>	<b>0</b>	<b>0</b>	<b>1</b>	<b>5</b>	

SEASON / CAREER / PLAYOFF HIGHS

	2017	Career	Playoff
<b>Tackles</b> .....	7, at TB (9/17) .....	10, at PHI (10/12/14) .....	5, twice
<b>Solos</b> .....	6, at TB (9/17) .....	9, at PHI (10/12/14) .....	3, twice
<b>Pass Defenses</b> .....	None .....	2, six times .....	None
<b>Interceptions</b> .....	None .....	1, 18 times .....	None



# 49 ANDREW DEPAOLA

**Ht:** 6-2

**Age:** 30

**Bears Season:** 1

**Acquired:** Waiver claim in 2017 (TB)

**Wt:** 230

**College:** Rutgers

**NFL Season:** 4

## LONG SNAPPER

**PRO CAREER:** Enters his 4th NFL season... Appeared in 51 games with the Tampa Bay Buccaneers (2014-16) and the Chicago Bears (2017).

**2017 SEASON:** Appeared in three games on special teams.

**PREVIOUS SEASONS: 2012-13** - Spent the 2012 and 2013 training camps with the Buccaneers.

**2014** - Made NFL debut in season opener vs. Carolina (9/7). Played in all 16 games on the season and registered four special teams tackles: one vs. Carolina (9/7), one at New Orleans (10/5), one vs. Minnesota (10/26), and one at Carolina (12/14).

### ANDREW DEPAOLA'S NFL STATISTICS

#### REGULAR SEASON

**GAMES PLAYED-STARTED - 51-0:** 2014 TB (16-0); 2015 TB (16-0); 2016 TB (16-0); 2017 CHI (3-0).





# 94 LEONARD FLOYD

**Ht:** 6-4      **Wt:** 240  
**Age:** 25      **College:** Georgia  
**Bears Season:** 2      **NFL Season:** 2  
**Acquired:** 1st round of the 2016 draft (9th overall)

## LINEBACKER

**PRO CAREER:** Begins second professional season for the Bears (2016-17) ... Totals 58 tackles, 7 sacks, 5 pass breakups, 1 forced fumble, 2 fumble recoveries and 4 TFLs ... Ranked third in NFL in sacks among rookies in 2016 ... 7 sacks in 2016 ranked third in all-time among Bears rookies (Mark Anderson, Brian Urlacher).

**2017 SEASON:** Started three games, recording 7 tackles, 1 TFL, 1 pass defense and 1 fumble recovery.

**HONORS AND AWARDS:** 2016 All-Rookie Team (PFWA, Gil Brandt, Fox Sports).

**2016 SEASON:** Started in 12 games (Games 1-4, 7-10 & 12-16) producing 51 tackles, 7 sacks, 4 pass breakups, 1 forced fumble, 1 recovered fumble and 3 TFLs as a rookie ... recorded a sack-fumble on Aaron Rodgers and then recovered the ball in the endzone for a touchdown at Green Bay ... scored one of only two defensive touchdowns for the Bears in the season ... recorded a season-high 8 tackles in his NFL debut at Houston (9/11) ... recorded the team's only safety of the year on a sack of Blaine Gabbert vs. SF (12/4) ... ranked 3rd in NFL in sacks among rookies ... posted 3 multi-sack games as a rookie which is most by a Bears rookie since 2006.

**2017 CHICAGO BEARS**

Date	W/L	Opponent	Tkls-S	Sk-YL	INT-Yds	PD	FF	FR	TFL
9/10*	L	ATL	4-3	0-0	0-0	1	0	0	1
9/17*	L	at TB	2-0	0-0	0-0	0	0	1	0
9/24*	W	PIT	1-0	0-0	0-0	0	0	0	0
9/28		at GB							
10/9		MIN							
10/15		at BAL							
10/22		CAR							
10/29		at NO							
11/12		GB							
11/19		DET							
11/26		at PHI							
12/3		SF							
12/10		at CIN							
12/16		at DET							
12/24		CLE							
12/31		at MIN							
<b>Totals</b>	<b>1-2</b>		<b>7-3</b>	<b>0-0</b>	<b>0-0</b>	<b>1</b>	<b>0</b>	<b>1</b>	<b>1</b>


\*Denotes Game Started

### LEONARD FLOYD'S NFL STATISTICS

REGULAR SEASON																		
Year	Team	GP	GS	Tackles				Interceptions				Fumbles			Misc.			
				Tot	S	A	Sk	Yds	No	Yds	Lg	TD	PD	FF	FR	Yds	TFL	STT
2016	Chicago	12	12	51	33	18	7.0	49.5	0	0	-	0	4	1	1	0	3.0	0
2017	Chicago	3	3	7	3	4	0.0	0.0	0	0	-	0	1	0	1	0	1.0	0
<b>NFL totals</b>		<b>15</b>	<b>15</b>	<b>58</b>	<b>36</b>	<b>22</b>	<b>7.0</b>	<b>49.5</b>	<b>0</b>	<b>0</b>	<b>-</b>	<b>0</b>	<b>5</b>	<b>1</b>	<b>2</b>	<b>0</b>	<b>4.0</b>	<b>0</b>

SEASON / CAREER / PLAYOFF HIGHS		
	2017	Career
<b>Tackles</b> .....	4, vs. ATL (9/10) .....	8, at HOU (9/11) .....
<b>Solos</b> .....	4, vs. ATL (9/10) .....	5, twice .....
<b>Tackles For Loss</b> .....	1, vs. ATL (9/10) .....	1, four times .....
<b>Sacks</b> .....	None .....	2, twice .....

**50** **JERRELL FREEMAN****Ht:** 6-0**Wt:** 236**Age:** 31**College:** Mary Hardin-Baylor**Bears Season:** 2**NFL Season:** 6**Acquired:** Unrestricted free agent in 2016 (IND)**LINEBACKER**

**PRO CAREER:** Enters his sixth professional season, starting all 70 career games he's appeared in with the Indianapolis Colts (2012-15) and Chicago Bears (2016-17) ... owns 615 career tackles, 12 sacks, 29 TFLs, 4 interceptions (2 returned for touchdowns), 22 pass breakups, 8 forced fumbles and 3 fumble recoveries ... notched 100 tackles in 4-of-5 professional seasons (2012-13 & '15-16) ... became the first undrafted NFL player to return an interception for a touchdown in his NFL debut since 1987 ... had 6 forced fumbles in 2013, tied for third most in the NFL and set a Colts franchise record ... 145 tackles in 2012 ranked fourth in the NFL and second among rookies ... started 5-of-6 career postseason games, recording 54 tackles, 1.5 sacks and 1 pass breakup, TFL, forced fumble and fumble recovery ... started his professional career in the CFL, recording 144 tackles, 13 sacks, 3 interceptions, 4 fumble recoveries and 1 defensive touchdown over three seasons with the Saskatchewan Roughriders (2009-11) ... three-time CFL Defensive Player of the Week and 2011 CFL All-Star ... participated in two CFL Grey Cup games with the Roughriders.

**2017 SEASON:** Placed on IR after sustaining a pectoral injury in Week One vs. Atlanta ... started Game 1, recording 10 tackles and 1 TFL.

**HONORS AND AWARDS:** **2013:** AFC Defensive Player of the Week at KC (12/22); USA Today All-Joe Team.

**PREVIOUS SEASONS:** **2016:** Started all 12 games he appeared in tallying 127 tackles, 5 pass breakups and 7 TFLs ... led the team in tackles and recorded the game-high in tackles on 10 different occasions ... ranked 4th on the team in pass breakups (1st among linebackers) ... set a career-high with 17 tackles in the season opener at HOU (9/11) ... recorded his 4th 100+ tackle season of his NFL career. **2015:** Put together his third 100+ tackle season since 2012, collecting 112 tackles over 13 games (13 starts) in his final season as a Colt ... also recorded 3 sacks, 1 interception (returned for a touchdown), 2 pass breakups, 4 TFLs and 1 fumble recovery ... 112 tackles ranked 2nd on the team while his 3 sacks ranked tied for 3rd. **2014:** Collected 95 tackles, 1.5 sacks, 6 pass breakups, 4 TFLs and 1 forced fumble while starting 12-of-12 games for Indianapolis ... 95 tackles ranked 2nd on the team ... also started all 3 of the Colts postseason contests, recording a team-high 32 tackles, 1.5 sacks and 1 forced fumble and fumble recovery. **2013:** In his second professional season with the Colts, tallied a team-high 126 tackles while starting all 16 games ... notched career-highs in sacks (5.5), interceptions (2), forced fumbles (6) and fumble recoveries (2) ... also recorded 6 pass breakups and TFLs ... started 1-of-2 postseason contests, posting 18 tackles, 1 pass breakup and 1 TFL. **2012:** Started 16-of-16 contests, notching a team and career-high 145 tackles as an undrafted rookie with the Colts ...also collected a career-high 7 TFLs, 2 sacks, 1 interception, 3 pass breakups and 1 forced fumble ... started the Colts lone playoff game, producing 4 tackles. **2011 (CFL):** In his final season with Saskatchewan, totaled 105 tackles, 6 sacks, 1 interception and 1 fumble recovery in 17 games ... added 3 STTs. **2010 (CFL):** In 17 games, recorded 24 tackles, 7 sacks, 3 interceptions and 1 fumble recovery in his second season with the Roughriders ... added 13 STTs. **2009 (CFL):** In his first season in Saskatchewan, appeared in all 17 games, collecting 15 tackles, 2 fumble recoveries and 25 STTs.



2017 CHICAGO BEARS

Date	W/L	Opponent	Tkls-S	Sk-YL	INT-Yds	PD	FF	FR	TFL
9/10*	L	ATL	10-7	0-0	0-0	0	0	0	1
9/17	L	at TB			INJURED RESERVE				
9/24	W	PIT			INJURED RESERVE				
9/28		at GB							
10/9		MIN							
10/15		at BAL							
10/22		CAR							
10/29		at NO							
11/12		GB							
11/19		DET							
11/26		at PHI							
12/3		SF							
12/10		at CIN							
12/16		at DET							
12/24		CLE							
12/31		at MIN							
<b>Totals</b>	<b>0-1</b>		<b>10-7</b>	<b>0-0</b>	<b>0-0</b>	<b>0</b>	<b>0</b>	<b>0</b>	<b>1</b>

\*Denotes Game Started

JERRELL FREEMAN'S NFL STATISTICS

REGULAR SEASON

Year	Team	GP	GS	Tackles				Interceptions				Fumbles			Misc.			
				Tot	S	A	Sk	Yds	No	Yds	Lg	TD	PD	FF	FR	Yds	TFL	STT
2012	Indianapolis	16	16	145	90	55	2.0	17.0	1	4	4t	1	3	1	0	0	7.0	0
2013	Indianapolis	16	16	126	83	43	5.5	22.5	2	13	13	0	6	6	2	24	6.0	0
2014	Indianapolis	12	12	95	58	37	1.5	8.5	0	0	-	0	6	1	0	0	4.0	0
2015	Indianapolis	13	13	112	66	46	3.0	33.0	1	23	23t	1	2	0	1	0	4.0	0
2016	Chicago	12	12	127	96	31	0.0	0.0	0	0	0	0	5	0	0	0	7.0	0
2017	Chicago	1	1	10	7	3	0.0	0.0	0	0	-	0	0	0	0	0	1.0	0
<b>Bears totals</b>		<b>13</b>	<b>13</b>	<b>137</b>	<b>103</b>	<b>34</b>	<b>0.0</b>	<b>0.0</b>	<b>0</b>	<b>0</b>	<b>-</b>	<b>0</b>	<b>5</b>	<b>0</b>	<b>0</b>	<b>0</b>	<b>8.0</b>	<b>0</b>
<b>NFL totals</b>		<b>70</b>	<b>70</b>	<b>615</b>	<b>400</b>	<b>215</b>	<b>12.0</b>	<b>81.0</b>	<b>4</b>	<b>40</b>	<b>23t</b>	<b>2</b>	<b>22</b>	<b>8</b>	<b>3</b>	<b>24</b>	<b>29.0</b>	<b>0</b>

POSTSEASON

Year	Team	GP	GS	Tackles				Interceptions				Fumbles			Misc.				
				Tot	S	A	Sk	Yds	No	Yds	Lg	TD	PD	FF	FR	Yds	TFL	STT	
2012	Indianapolis	1	1	4	3	1	0.0	0.0	0	0	-	0	0	0	0	0	0	0	0
2013	Indianapolis	2	1	18	10	8	0.0	0.0	0	0	-	0	1	0	0	0	1	0	0
2014	Indianapolis	3	3	32	16	16	1.5	5.5	0	0	-	0	0	1	1	0	0	0	0
<b>NFL totals</b>		<b>6</b>	<b>5</b>	<b>54</b>	<b>29</b>	<b>25</b>	<b>1.5</b>	<b>5.5</b>	<b>0</b>	<b>0</b>	<b>-</b>	<b>0</b>	<b>1</b>	<b>1</b>	<b>1</b>	<b>0</b>	<b>1</b>	<b>0</b>	<b>0</b>

SEASON / CAREER / PLAYOFF HIGHS

	2016	Career	Playoff
<b>Tackles</b> .....	10, vs. ATL (9/10)	17, at HOU (9/11/16)	15, vs. CIN (1/4/15)
<b>Solos</b> .....	7, vs. ATL (9/10)	11, twice	7, vs. CIN (1/4/15)
<b>Tackles For Loss</b> .....	1, vs. ATL (9/10)	3, twice	1, vs. KC (1/4/14)
<b>Sacks</b> .....	None	2, twice	1.5 vs. CIN (1/4/15)



# 23 KYLE FULLER

**Ht:** 5-11                      **Wt:** 190  
**Age:** 25                      **College:** Virginia Tech  
**Bears Season:** 4           **NFL Season:** 4  
**Acquired:** 1st round of the 2014 draft (14th overall)

## DEFENSIVE BACK

**PRO CAREER:** Started 33-of-35 games for the Bears (2014-17), producing 143 tackles, 3 TFLs, 6 interceptions, 22 pass breakups and 3 forced fumbles ... led the Bears in interceptions in 2015 (2) after tying for the team lead in 2014 (4) ... in his first two NFL seasons, has 6 interceptions and 3 forced fumbles, one-of-four players in the NFL to do so since start of the 2014 season along with Mike Adams (Colts), Josh Norman (Carolina) and Earl Thomas (Seattle) ... in 2014 ranked 1st in interceptions and tied for 1st in forced fumbles among rookies ... was the 6th Bears player all-time to lead NFL rookies in interceptions and first since Charles Tillman tied for 1st in 2003 ... became first Bears rookie since Chris Harris in 2005 to record 2 interceptions in a game, with both coming in the 4th quarter at San Francisco, leading to two Chicago touchdowns, including the game winning score.

**2017 SEASON:** Started three games, recording 14 tackles and 3 pass defense.

**HONORS & AWARDS: 2014:** NFL All-Rookie Team (PFWA, Gil Brandt), NFL Defensive Rookie of the Month (September), NFC Defensive Player of the Week (Week 2 at SF), NFL Rookie of the Week (Week 3 at NYJ), Brian Piccolo Award.

### 2017 CHICAGO BEARS

Date	W/L	Opponent	Tkls-S	Sk-YL	INT-Yds	PD	FF	FR	TFL
9/10*	L	ATL	6-5	0-0	0-0	1	0	0	0
9/17*	L	at TB	4-4	0-0	0-0	0	0	0	0
9/24*	W	PIT	4-4	0-0	0-0	2	0	0	0
9/28		at GB							
10/9		MIN							
10/15		at BAL							
10/22		CAR							
10/29		at NO							
11/12		GB							
11/19		DET							
11/26		at PHI							
12/3		SF							
12/10		at CIN							
12/16		at DET							
12/24		CLE							
12/31		at MIN							
<b>Totals</b>	<b>1-2</b>		<b>14-13</b>	<b>0-0</b>	<b>0-0</b>	<b>3</b>	<b>0</b>	<b>0</b>	<b>0</b>

\*Denotes Game Started

## KYLE FULLER'S NFL STATISTICS

### REGULAR SEASON

Year	Team	GP	GS	Tackles					Interceptions				Fumbles			Misc.		
				Tot	S	A	Sk	Yds	No	Yds	Lg	TD	PD	FF	FR	Yds	TFL	STT
2014	Chicago	16	14	73	54	19	0.0	0.0	4	81	31	0	9	3	0	0	3.0	2
2015	Chicago	16	16	56	45	11	0.0	0.0	2	24	15	0	15	0	0	0	0.0	1
2016	Chicago	0	0	0	0	0	0.0	0.0	0	0	0	0	0	0	0	0	0	0
2017	Chicago	3	3	14	13	1	0.0	0.0	0	0	-	0	3	0	0	0	0	0
<b>NFL totals</b>		<b>35</b>	<b>33</b>	<b>143</b>	<b>112</b>	<b>31</b>	<b>0.0</b>	<b>0.0</b>	<b>6</b>	<b>105</b>	<b>31</b>	<b>0</b>	<b>27</b>	<b>3</b>	<b>0</b>	<b>0</b>	<b>3.0</b>	<b>3</b>

### SEASON / CAREER / PLAYOFF HIGHS

	2017	Career	Playoff
<b>Tackles</b> .....	6, vs. ATL (9/10)	8, at DET (11/27/14)	None
<b>Solos</b> .....	5, vs. ATL (9/10)	7, three times	None
<b>Tackles For Loss</b> .....	None	1, three times	None
<b>Interceptions</b> .....	None	2, at SF (9/14/14)	None



# 19 TANNER GENTRY

Ht: 6-2  
Age: 23

Wt: 210  
College: Wyoming

Acquired: Undrafted free agent in 2017

## WIDE RECEIVER

**COLLEGE:** Caught 180 passes for 2,815 yards (15.6 avg) and 20 touchdowns in 42 games at Wyoming... Added 13 carries for 81 yards (6.2 avg)... Leaves Wyoming ranked tied for 4th in receiving touchdowns, 5th in receiving yards and 8th in receptions. **SENIOR:** Recorded 72 receptions for 1,326 yards (18.4 avg) and 14 touchdowns... Added 6 carries for 30 yards... 72 receptions ranked 1st on the team and 6th in school for history a single season... Posted the 6th most receiving yards in a single season and his 14 TDs ranks tied for 2nd. **JUNIOR:** Caught 37 passes for 678 yards (18.3 avg) and 4 TDs in 7 games before suffering a season-ending injury... He was leading the Mountain West in receiving yards at the time of the injury and was named to the 2015 Biletnikoff Award Watch... Added five carries for 48 yards... In his seven games, he recorded 100 or more receiving yards three times.

**2017 SEASON:** Promoted to active roster from practice squad after Week 1... Appeared in one game as a reserve, catching 2 passes for 27 yards (13.5 avg)... Added back to practice squad after being waived.

### 2017 CHICAGO BEARS

Date	W/L	Opp.	Rec	Yds	Avg	Long	TD
9/10	L	ATL					
9/17	L	vs. TB	2	27	13.5	15	0
9/24	W	PIT					
9/28		at GB					
10/9		MIN					
10/15		at BAL					
10/22		CAR					
10/29		at NO					
11/12		GB					
11/19		DET					
11/26		at PHI					
12/3		SF					
12/10		at CIN					
12/16		at DET					
12/24		CLE					
12/31		at MIN					
<b>Totals</b>	<b>0-0</b>		<b>2</b>	<b>27</b>	<b>13.5</b>	<b>15</b>	<b>0</b>

\*Denotes Game Started



### TANNER GENTRY'S NFL STATISTICS

#### REGULAR SEASON

Year	Team	GP-GS	Rec	Yds	Avg	Lg	TD	Rush	Yds	Avg	Lg	TD	STT
2017	Chicago	1-0	2	27	13.5	15	0	0	0	0.0	-	0	0

#### SEASON / CAREER / PLAYOFF HIGHS

	2017	Career	Playoff
Receptions.....	2, at TB (9/17)	Same	None
Receiving Yards.....	27, at TB (9/17)	None	None
Longest Reception.....	15, at TB (9/17)	None	None
Receiving TDs.....	None	None	None

**8 MIKE GLENNON**

**Ht:** 6-6                      **Wt:** 225  
**Age:** 27                      **College:** North Carolina State  
**Bears Season:** 1            **NFL Season:** 5  
**Acquired:** Unrestricted FA in 2017 (TB)

**QUARTERBACK**

**PRO CAREER:** Completed 446-of-737 passes (60.5 percent) for 4,715 yards in 24 games with 21 starts in 5 seasons with the Tampa Bay Buccaneers (2013-16) and Chicago Bears (2017) ... owns 33 passing touchdowns, 18 interceptions and 90 rushing yards on 40 attempts (2.3 avg) ... set a career-high in passing touchdowns in 2013 with 19 ... started his first regular season game vs. ARI (9/29/13) ... has 4 games with a 100-plus passer rating, with 3 of those coming in 2013 (138.4 at DET 11/24; 137.5 vs. ATL 11/17; 123.1 at SEA 11/3).

**2017 SEASON:** Started three games, completing 72-of-107 passes (67.1 percent) for 615 yards, 3 touchdowns and 3 interceptions for a QB rating of 81.2... Adds 3 carries for 4 yards.

**HONORS & AWARDS: 2013:** PFWA All-Rookie Team ... his selection marked the first time since 2007 that the PFWA's All-Rookie quarterback was not a player taken in the first round.

**PREVIOUS SEASONS: 2016:** Completed 10-of-11 attempts for 75 yards and 1 touchdown in two games for Tampa Bay. **2015:** Did not appear in a game. **2014:** Completed 117-of-203 pass attempts for 1,417 yards with 10 touchdowns, 6 interceptions and a 83.3 passer rating in 6 games (5 starts) with Tampa Bay ... added 49 yards rushing on 10 attempts. **2013:** Threw for 2,608 yards and 19 touchdowns while completing 247-of-416 pass attempts (59.4 percent) as a rookie in Tampa Bay ... added 9 interceptions and 27 rush attempts for 37 yards ... set franchise rookie record for passing yards and touchdowns ... set career-highs in passing yards, pass attempts, completions, touchdown passes and rush attempts ... posted three QBR's of 123.0 or higher ... posted a career-high 138.4 QBR in a 24-21 win at Detroit, throwing for 247 yards on 14 of 21 attempts with two touchdowns and zero interceptions ... the week prior, he posted a QBR of 137.5 on 20 of 23 passing for 231 yards and two touchdowns in a 41-28 win over Atlanta ... also posted a QBR of 123.1 in an overtime loss at Seattle.

**COLLEGE:** In four seasons at N.C. State (2008-12), Glennon played in 36 games with 26 starts ... finished his career with 7,411 passing yards and 63 touchdowns while completing 646-of-1,069 passes ... finished his senior season with the second-most passes attempted (564) in ACC history, third-most completions (330), fourth-most passing yards (4,031) and tied for the fifth-most passing touchdowns (31) ... joins former Wolfpack quarterback Philip Rivers as the only passers in school history to throw for 4,000+ yards in a single season ... one of only three quarterbacks in N.C. State history to complete 300+ passes in a single season (Rivers, Russell Wilson).

**2017 CHICAGO BEARS**

Date	W/L	Opp.	Att	Cmp	Yds	Pct.	TD	INT	Lg	Sk/Lst	Rtg
9/10*	L	Atl	40	26	213	65.0	1	0	22	4/37	86.8
9/29*	L	at TB	45	31	301	68.9	1	2	20	1/11	76.2
10/13*	W	Pit	22	15	101	68.1	1	1	17	2/17	74.2
10/20		at GB									
10/24		Min									
11/3		at Bal									
11/11		Car									
11/17		at NO									
11/24		GB									
12/1		Det									
12/8		at Phi									
12/15		SF									
12/22		at Cin									
12/29		at Det									
12/24		Cle									
12/31		at Min									
<b>Totals</b>	<b>1-2</b>		<b>107</b>	<b>72</b>	<b>615</b>	<b>67.3</b>	<b>3</b>	<b>3</b>	<b>22</b>	<b>7/65</b>	<b>81.2</b>



**MIKE GLENNON'S NFL STATISTICS**

**REGULAR SEASON**

Year	Team	GP-GS	Att	Cmp	Pct	Yds	Yds/Att	TD	Int	Lg	Sk-Yds	Rating
2013	Tampa Bay	13-13	416	247	59.4	2,608	6.3	19	9	85t	40-314	83.9
2014	Tampa Bay	6-5	203	117	57.6	1,417	7.0	10	6	41	16-91	83.3
2015	Tampa Bay	0-0	0	0	--	0	--	0	0	--	0-0	--
2016	Tampa Bay	2-0	11	10	90.9	75	6.8	1	0	13	0-0	125.4
2017	Chicago	3-3	107	72	67.3	615	5.7	3	3	22	7-65	81.2
<b>NFL totals</b>	<b>24-21</b>	<b>737</b>	<b>446</b>	<b>60.5</b>	<b>4,715</b>	<b>6.4</b>	<b>33</b>	<b>18</b>	<b>85t</b>	<b>61-453</b>	<b>83.9</b>	

**Record as Starter:** 6-15 (.286) - 2013 (4-9), 2014 (1-4), 2017 (1-2).

**ADDITIONAL STATS: Fumbles-Lost -- (10-5):** 2013 (7-4), 2014 (2-0), 2017 (1-1)

Year	Team	Rush	Yds	Avg	Lg	TD
2013	Tampa Bay	27	37	1.4	16	0
2014	Tampa Bay	10	49	4.9	19	0
2016	Tampa Bay	0	0	-	-	0
2017	Chicago	3	4	1.3	2	0
<b>NFL totals</b>	<b>40</b>	<b>90</b>	<b>2.3</b>	<b>19</b>	<b>0</b>	

**SEASON / CAREER / PLAYOFF HIGHS**

	2017	Career	Playoff
<b>Attempts</b> .....	45, at TB (9/17)	51, vs. CAR (10/24/13)	None
<b>Completions</b> .....	31, at TB (9/17)	Same	None
<b>Passing Yards</b> .....	301, at TB (9/17)	314, vs. BAL (10/12/14)	None
<b>TD Passes</b> .....	1, three times	2, 12 times	None
<b>Interceptions</b> .....	2, at TB (9/17)	2, four times	None
<b>Longest Completion</b> .....	22, vs. ATL (9/10)	85t, at DET (11/24/13)	None

**MIKE GLENNON'S GAME-BY-GAME STATISTICS**

**2013 TAMPA BAY BUCCANEERS**

Date	W/L	Opp.	Att	Cmp	Yds	Pct.	TD	INT	Lg	Sk/Lst	Rtg
DID NOT PLAY WEEKS 1-3											
9/29	L	Ari	43	24	193	55.8	1	2	20	2/20	55.7
10/13	L	Phi	43	26	273	60.5	2	1	36	2/16	84.7
10/20	L	at Atl	44	26	256	59.1	2	0	59	3/30	90.7
10/24	L	Car	51	30	275	58.8	1	0	29	3/26	80.1
11/3	L	at Sea	23	17	168	73.9	2	0	27	3/25	123.1
11/11	W	Mia	21	11	139	52.4	1	1	30	2/15	69.3
11/17	W	Atl	23	20	231	87.0	2	0	53	2/7	137.5
11/24	W	at Det	21	14	247	66.7	2	0	85	4/40	138.4
12/1	L	at Car	21	14	180	66.7	0	1	60	5/40	73.5
12/8	W	Buf	25	9	90	36.0	2	2	38	1/9	40.4
12/15	L	SF	34	18	179	52.9	2	1	26	4/35	75.5
12/22	L	at StL	26	16	158	61.5	0	0	30	7/47	78.7
12/29	L	at NO	41	22	219	53.7	2	1	48	2/4	75.2
<b>Totals</b>	<b>4-9</b>		<b>416</b>	<b>247</b>	<b>2,608</b>	<b>59.4</b>	<b>19</b>	<b>9</b>	<b>85</b>	<b>40/314</b>	<b>83.9</b>

**2014 TAMPA BAY BUCCANEERS**

Date	W/L	Opp.	Att	Cmp	Yds	Pct.	TD	INT	Lg	Sk/Lst	Rtg
9/18	L	at Atl	24	17	121	70.8	1	0	14	2/18	96.0
9/28	W	at Pit	42	21	302	50.0	2	1	41	1/15	79.7
10/5	L	at NO	32	19	249	59.4	2	1	34	1/1	91.8
10/12	L	Bal	44	24	314	54.5	2	1	33	5/37	83.0
10/26	L	Min	28	19	171	67.9	1	1	40	5/12	81.1
11/2	L	at Cle	33	17	260	51.5	2	2	34	2/8	72.8
<b>Totals</b>	<b>1-5</b>		<b>203</b>	<b>117</b>	<b>1,417</b>	<b>57.6</b>	<b>10</b>	<b>6</b>	<b>41</b>	<b>16/91</b>	<b>83.3</b>

**2016 TAMPA BAY BUCCANEERS**

Date	W/L	Opp.	Att	Cmp	Yds	Pct.	TD	INT	Lg	Sk/Lst	Rtg
11/3	L	Atl	11	10	75	90.9	1	0	13	0/0	125.4
11/13	W	CHI	-	-	-	-	-	-	-	-	-
<b>Totals</b>	<b>1-1</b>		<b>11</b>	<b>10</b>	<b>75</b>	<b>90.9</b>	<b>1</b>	<b>0</b>	<b>13</b>	<b>0/0</b>	<b>125.4</b>



# 91 EDDIE GOLDMAN

**Ht:** 6-4                      **Wt:** 320  
**Age:** 23                      **College:** Florida State  
**Bears Season:** 3            **NFL Season:** 3  
**Acquired:** 2nd round of the 2015 draft (39th overall)

## DEFENSIVE LINE

**PRO CAREER:** Starts third professional season, appearing in 24 contests with 20 starts for the Chicago Bears (2015-17) ...tallied 69 tackles, 8 sacks, 10 TFLs and 1 pass breakup ... named to Mel Kiper and the PFWA's All-Rookie teams after tallying 39 tackles, 4.5 sacks and 6 TFLs ... ranked 4th amongst NFL rookies in sacks with 4.5.

**2017 SEASON:** Started three games, recording 6 tackles, 1 sack and 1 TFL.

**HONORS AND AWARDS:** 2015: All-Rookie (PFWA & Mel Kiper).

**PREVIOUS SEASONS:** 2016: Limited because of injury to 6 games with 5 starts, recording 24 tackles, 2.5 sacks, 3 TFLs and 1 pass breakup ... posted a career high 6 tackles in the season-opener at HOU (9/11) ... 3 TFLs tied for 3rd on the team. 2015: Notched 39 tackles, 4.5 sacks and 6 TFLs en route to being named to Mel Kiper's and the PFWA's All-Rookie Teams ... started 12-of-15 games for the Bears ... his 4.5 sacks ranked 4th amongst NFL rookies ... 6 TFLs ranked 4th on the Bears ... was placed on IR on 12/30 with an ankle injury.

### 2017 CHICAGO BEARS

Date	W/L	Opponent	Tkls-S	Sk-YL	INT-Yds	PD	FF	FR	TFL
9/10*	L	ATL	1-1	0-0	0-0	0	0	0	0
9/17*	L	at TB	3-2	1-5	0-0	0	0	0	1
9/24*	W	PIT	2-2	0-0	0-0	0	0	0	0
9/28		at GB							
10/9		MIN							
10/15		at BAL							
10/22		CAR							
10/29		at NO							
11/12		GB							
11/19		DET							
11/26		at PHI							
12/3		SF							
12/10		at CIN							
12/16		at DET							
12/24		CLE							
12/31		at MIN							
<b>Totals</b>	<b>1-2</b>		<b>6-5</b>	<b>1-5</b>	<b>0-0</b>	<b>0</b>	<b>0</b>	<b>0</b>	<b>1</b>

\*Denotes Game Started

## EDDIE GOLDMAN'S NFL STATISTICS

### REGULAR SEASON

Year	Team	GP	GS	Tackles				Interceptions				Fumbles			Misc.				
				Tot	S	A	Sk	Yds	No	Yds	Lg	TD	PD	FF	FR	Yds	TFL	STT	
2015	Chicago	15	12	39	23	16	4.5	40.5	0	0	-	0	0	0	0	0	0	6.0	0
2016	Chicago	6	5	24	18	6	2.5	16.0	0	0	-	0	1	0	0	0	0	3.0	0
2017	Chicago	3	3	6	5	1	1.0	5.0	0	0	-	0	0	0	0	0	0	1.0	0
<b>NFL totals</b>		<b>24</b>	<b>20</b>	<b>69</b>	<b>46</b>	<b>23</b>	<b>8.0</b>	<b>61.5</b>	<b>0</b>	<b>0</b>	<b>-</b>	<b>0</b>	<b>1</b>	<b>0</b>	<b>0</b>	<b>0</b>	<b>0</b>	<b>10.0</b>	<b>0</b>

### SEASON / CAREER / PLAYOFF HIGHS

	2017	Career	Playoff
<b>Tackles</b> .....	3, at TB (9/17)	6, at HOU (9/11/16)	None
<b>Solos</b> .....	2, at TB (9/17)	6, at HOU (9/11/16)	None
<b>Tackles For Loss</b> .....	1, at TB (9/17)	2, vs. SF (12/6/15)	None
<b>Sacks</b> .....	1, at TB (9/17)	2, vs. SF (12/6/15)	None





# 55 HRONISS GRASU

**Ht:** 6-3

**Age:** 26

**Bears Season:** 3

**Acquired:** 3rd round of the 2015 NFL draft (71st overall)

**Wt:** 303

**College:** Oregon

**NFL Season:** 3

## CENTER

**PRO CAREER:** Starts third campaign with the team, appearing in 10 contests (9 starts) for the Bears (2015-17) ... made NFL Debut in Game 5 at Kansas City ... part of an offense that ranked 3rd in franchise single-season history in completion percentage (63.9) and interception percentage (2.3), 4th in gross passing yards (3,843) and third-down percentage (42.5), 5th in net passing yards (3,660) and 6th in passer rating (89.7) and total net yards (5,514) ... selected by the Bears in the 3rd round (71st overall) of the 2015 NFL Draft.

**2017 SEASON:** Appeared in two games (one start), did not play Game 1.

**PREVIOUS SEASONS: 2016:** Spent 2016 season on Injured Reserve. **2015:** Started 8 contests (Game 5-6 & 10-15) at center ... made NFL debut by starting at center in Game 5 at Kansas City ... inactive for Games 1-4 (coach's decision), 7-9 (due to a neck injury) and 16 (due to a knee injury) ... part of a bears offense that ranked 3rd in franchise single-season history in completion percentage (63.9) and interception percentage (2.3), 4th in gross passing yards (3,843) and third down percentage (42.5), 5th in net passing yards (3,660) and 6th in passer rating (89.7) and total net yards (5,514).


### HRONISS GRASU'S NFL STATISTICS

#### REGULAR SEASON

**GAMES PLAYED-STARTED - 10-9:** 2015 CHI (8-8); 2016 CHI (0-0); 2017 CHI (2-1).



96

AKIEM  
HICKS

Ht: 6-5

Wt: 336

Age: 28

College: Regina

Bears Season: 2

NFL Season: 6

Acquired: Unrestricted free agent in 2016 (NE)

## DEFENSIVE LINE

**PRO CAREER:** Entering his second season with the Bears, starting 52-of-80 contests with 221 tackles, 18.5 sacks, 29 TFLs, 4 pass breakups, 3 forced fumbles and 3 fumble recoveries in five seasons with the Saints (2012-15), Patriots (2015) and Bears (2016) ... his 119 tackles with New Orleans ranked 2nd among the defensive linemen on the Saints from 2012-15 ... led the Saints defensive line in tackles in 2013 (56) and was 2nd in 2014 (41) ... ranked 4th on the Saints in sacks from 2012-15 (6.5) ... was traded to the Patriots after the Saints first three games in 2015 ... 3 sacks with New England in 2015 ranked tied for 3rd along the Patriots defensive front ... 7 sacks with the Bears in 2016 ranked second on the team.

**2017 SEASON:** Started three games, recording 10 tackles, 2 TFLs, 1 fumble recovery and 2 sacks for a loss of 13 yards.

**HONORS AND AWARDS: 2016:** Defensive Player of the Week (12/4)

**PREVIOUS SEASONS: 2016:** Started all 16 games at DE ... set a career-high in tackles (71), sacks (7), pass breakups (3) and forced fumbles (2) ... also recorded 5 TFLs and recovered 1 fumble ... one of three Bears players to record at least seven sacks ... only defensive player to start every game ... recorded 2 multi-sack games (10/31 vs. MIN & 12/4 vs. SF). **2015:** Appeared in 16 games with 3 starts with the Patriots and Saints ... posted 23 tackles, 3 sacks, 5 TFLs and 1 FR ... all 3 starts came with New Orleans where he collected 2 assisted tackles ... in 13 games with New England, notched 21 tackles, 3 sacks, 5 TFLs and 1 FR ... 3 sacks ranked tied for 3rd among the Patriots defensive linemen ... saw action in 2 playoff games, posting 3 tackles and 1 TFL. **2014:** Started 14-of-15 games for the Saints, posting 41 tackles, 2 sacks and 7 TFLs ... 41 tackles ranked 2nd on the Saints defensive linemen ... was placed on IR prior the season finale. **2013:** Started 16-of-16 games for the first time in his career with New Orleans ... posted career-highs in tackles (56), sacks (4.5) and TFLs (8) ... 56 tackles were the most among the Saints defensive front ... started both of the Saints postseason contests, notching 7 tackles and 0.5 sacks. **2012:** Appeared in 14 games with the Saints as a rookie ... collected 20 tackles, 1 pass breakup, 2 TFLs and 1 forced fumble.



2017 CHICAGO BEARS

Date	W/L	Opponent	Tkls-S	Sk-YL	INT-Yds	PD	FF	FR	TFL
9/10*	L	ATL	3-3	2-13	0-0	0	0	0	2
9/17*	L	at TB	3-2	0-0	0-0	0	0	0	0
9/24*	W	PIT	4-2	0-0	0-0	0	0	1	0
9/28		at GB							
10/9		MIN							
10/15		at BAL							
10/22		CAR							
10/29		at NO							
11/12		GB							
11/19		DET							
11/26		at PHI							
12/3		SF							
12/10		at CIN							
12/16		at DET							
12/24		CLE							
12/31		at MIN							
<b>Totals</b>	<b>1-2</b>		<b>10-7</b>	<b>2-13</b>	<b>0-0</b>	<b>0</b>	<b>0</b>	<b>1</b>	<b>2</b>

\*Denotes Game Started

AKIEM HICKS' NFL STATISTICS

REGULAR SEASON

Year	Team	GP	GS	Tackles					Interceptions					Fumbles			Misc.	
				Tot	S	A	Sk	Yds	No	Yds	Lg	TD	PD	FF	FR	Yds	TFL	STT
2012	New Orleans	14	0	20	10	10	0.0	0.0	0	0	-	0	1	1	0	0	2	0
2013	New Orleans	16	16	56	29	27	4.5	27.5	0	0	-	0	0	0	0	0	8	0
2014	New Orleans	15	14	41	27	14	2.0	16.0	0	0	-	0	0	0	0	0	7	0
2015	TOTAL	16	3	23	9	14	3.0	12.0	0	0	-	0	0	0	1	0	5	0
2016	Chicago	16	16	71	50	21	7.0	49.0	0	0	-	0	3	2	1	0	5	0
2017	Chicago	3	3	10	7	3	2.0	13.0	0	0	-	0	0	0	1	0	2	0
<b>Totals</b>		<b>80</b>	<b>52</b>	<b>221</b>	<b>132</b>	<b>89</b>	<b>18.5</b>	<b>117.5</b>	<b>0</b>	<b>0</b>	<b>-</b>	<b>0</b>	<b>4</b>	<b>3</b>	<b>3</b>	<b>0</b>	<b>29</b>	<b>0</b>

POSTSEASON

Year	Team	GP	GS	Tackles					Interceptions					Fumbles			Misc.	
				Tot	S	A	Sk	Yds	No	Yds	Lg	TD	PD	FF	FR	Yds	TFL	STT
2013	New Orleans	2	2	7	3	4	0.5	4.0	0	0	-	0	0	0	0	0	0	0
2015	New England	2	0	3	1	2	0.0	0.0	0	0	-	0	0	0	0	0	1	0
<b>Totals</b>		<b>4</b>	<b>2</b>	<b>10</b>	<b>4</b>	<b>6</b>	<b>0.5</b>	<b>4.0</b>	<b>0</b>	<b>0</b>	<b>-</b>	<b>0</b>	<b>0</b>	<b>0</b>	<b>0</b>	<b>0</b>	<b>1</b>	<b>0</b>

SEASON / CAREER / PLAYOFF HIGHS

	2017	Career	Playoff
<b>Tackles</b> .....	4, vs. PIT (9/24)	13, vs. SF (12/4/16)	4, at SEA (1/11/14)
<b>Solos</b> .....	3, vs. ATL (9/10)	8, vs. SF (12/4/16)	2, at PHI (1/4/14)
<b>Sacks</b> .....	2, vs. ATL (9/10)	2, four times	0.5, at PHI (1/4/14)



# 24 JORDAN HOWARD

**Ht:** 6-0                      **Wt:** 222  
**Age:** 23                    **College:** Indiana  
**Bears Season:** 2         **NFL Season:** 2  
**Acquired:** 5th round of the 2016 draft (150th overall)

## RUNNING BACK

**PRO CAREER:** Enters second NFL campaign ... Started 16-of-18 games for the Bears, carrying the ball 297 times for 1,510 yards (5.1 avg) and 9 touchdowns ... Adds 37 receptions for 338 yards (9.1 avg)... Set a Bears rookie rushing record with his 1,313 yards and became the second-youngest Bears RB to eclipse 1,000 yards in a season ... his 1,313 yards ranked second in the NFL behind Dallas' Ezekiel Elliott, marking the first time since the 1970 merger that two rookies finished 1-2 in the NFL in rushing ... later became the first Bears rookie running back to be voted to the Pro Bowl since Hall of Famer Gale Sayers in 1965.

**2017 SEASON:** Started three games, rushing for 197 yards on 45 carries (4.4 avg) and 3 touchdowns... Adds 8 receptions for 40 yards (5.0 avg)... Set a career-high in receptions (5) vs. PIT (9/24).

**HONORS & AWARDS: 2016:** NFC Offensive Player of the Week, FedEx Ground Player of the Week, Offensive Rookie of the Month (December/January), All-Rookie Team (PFWA, Gil Brandt, USA Today, Fox Sports) ... Brian Piccolo Award.

**2016 SEASON:** Appeared in 15 games (Games 2-16) with 13 starts (Games 4-16) carrying the ball 252 times for 1,313 yards (5.2 avg) and 6 touchdowns ... caught 29 passes for 298 yards (10.3 avg) ... 5.2 rushing average led the NFC ranked 4th in the league overall ... 1,313 yards ranked second in the NFL ... became the first Bears rookie to rush for 100+ yards in each of his first two starts ... second-youngest Bear to rush for 1,000 yards in a season (Salaam, 1995) ... first Bears rookie to rush for over 100 yards in 7 games ... scored 3 touchdowns vs. SF (12/4) which ranks tied for second most by a Bears rookie ... rushed for a career-high 153 yards vs. MIN (10/31), which earned him NFC Offensive Player of the Week and FedEx Ground Player of the Week ... earned Offensive Rookie of the Month for of December/January.

### HOWARD'S 100-YARD GAMES (8)

Opponent	Date	Yards
vs. DET	10/2/16	111
at IND	10/9/16	118
vs. MIN	10/31/16	153
at TB	11/13/16	100
vs. SF	12/4/16	117
vs. WAS	12/24/16	119
at MIN	1/1/17	135
vs. PIT	9/24/17	138



## 2017 CHICAGO BEARS

Date	W/L	Opp.	Rush	Yards	Avg.	Lg	TD	Rec.	Yards	Avg.	Lg	TD
9/10*	L	ATL	13	52	4.0	11	1	3	14	4.7	9	0
9/17*	L	at TB	9	7	0.8	4	0	0	0	0.0	-	0
9/24*	W	PIT	23	138	6.0	19t	2	5	26	5.2	10	0
9/28		at GB										
10/9		MIN										
10/15		at BAL										
10/22		CAR										
10/29		at NO										
11/12		GB										
11/19		DET										
11/26		at PHI										
12/3		SF										
12/10		at CIN										
12/16		at DET										
12/24		CLE										
12/31		at MIN										
<b>Totals</b>	<b>1-2</b>		<b>45</b>	<b>197</b>	<b>4.4</b>	<b>19t</b>	<b>3</b>	<b>8</b>	<b>40</b>	<b>5.0</b>	<b>10</b>	<b>0</b>

\*Denotes Game Started


## JORDAN HOWARD'S NFL STATISTICS

## REGULAR SEASON

Year	Team	GP-GS	Rush	Yds	Avg	Lg	TD	Rec	Yds	Avg	Lg	TD	STT
2016	Chicago	15-13	252	1,313	5.2	69	6	29	298	10.3	34	1	0
2017	Chicago	3-3	45	197	4.4	19t	3	8	40	5.0	9	0	0
<b>Totals</b>		<b>18-16</b>	<b>297</b>	<b>1,510</b>	<b>5.1</b>	<b>69</b>	<b>9</b>	<b>37</b>	<b>338</b>	<b>9.1</b>	<b>34</b>	<b>1</b>	<b>0</b>

## SEASON / CAREER / PLAYOFF HIGHS

	2017	Career	Playoff
<b>Rushes</b> .....	23, vs. PIT (9/24)	32, vs. SF (12/4/16)	None
<b>Rushing Yards</b> .....	138, vs. PIT (9/24)	153, vs. MIN (10/31/16)	None
<b>Longest Run</b> .....	19t, vs. PIT (9/24)	69, vs. MIN (10/31/16)	None
<b>Rushing TDs</b> .....	2, vs. PIT (9/24)	3, vs. SF (12/4)	None
<b>Receptions</b> .....	5, vs. PIT (9/24)	Same	None
<b>Receiving Yards</b> .....	26, vs. PIT (9/24)	49, vs. MIN (10/31)	None
<b>Longest Reception</b> .....	10, vs. PIT (9/24)	34, vs. MIN (10/31)	None
<b>Receiving TDs</b> .....	None	1, at IND (10/2)	None

**39 EDDIE JACKSON**

Ht: 6-0

Wt: 194

Age: 24

College: Alabama

Acquired: 4th round of the 2017 NFL draft (112th overall)

**DEFENSIVE BACK**

**COLLEGE CAREER:** Started 38-of-41 career contests at Alabama, posting 130 tackles, 8.5 TFLs, 14 pass breakups, and 9 interceptions (3 returned for touchdowns) ... Earned second team All-SEC as a senior and first team All-SEC and second-team All-America as a junior... Owns school record for most career interception yards... Led SEC in INTs (6) as a junior.

**2017 SEASON:** Started three games, recording 12 tackles and 1 TFL.

**SENIOR:** Selected as one of the Crimson Tide's permanent team captains for the 2016 season ... Earned second team All-SEC honors from the conference coaches, despite playing in only eight games ... Midseason All-American by CBS, ESPN and USA Today ... Suffered a season-ending leg injury against Texas A&M ... owns the Alabama record for career interception return yards with 303 on 9 interceptions ... Registered 24 total tackles and two pass breakups to go with his interception ... Earned UA coaches' defensive player of the week honors for the Western Kentucky matchup and special teams player of the week recognition for his performances at Ole Miss and Tennessee.

**JUNIOR:** Made the transition to safety in the spring of 2015 and excelled in his new role ... selected to the All-SEC First Team by the conference coaches and Associated Press ... earned second team All-America honors from Walter Camp and the FWAA ... named a third team All-American by the Associated Press ... led the team in interceptions with six -- two picks returned for touchdowns, a forced fumble and fumble recovery to go with his 46 tackles from the starting safety spot ... accumulated 230 return yards on his interceptions, shattering the previous all-time record of 163 by Hootie Ingram in 1952 across Ingram's 10 interceptions ... finished tied for seventh nationally and as the SEC leader for interceptions ... earned FWAA National Defensive Player of the Week honors for his performance at Texas A&M ... one of 16 semifinalists for the Jim Thorpe Award, presented annually to the nation's top defensive back. **SOPHOMORE:** Penciled in to be a starter at cornerback before tearing his ACL in spring practice ... returned to game action on Sept. 6 against FAU and started 10 of 11 games at cornerback, including nine straight ... registered 41 total tackles, including two for loss (-12 yards), one sack (-11 yards), an interception (18 yards), six pass breakups, one recovered fumble (16 yards) and two forced fumbles ... earned Alabama Defensive Player of the Week honors after the FAU and Mississippi State games. **FRESHMAN:** Started four games at cornerback as a true freshman for Alabama and played in seven contests ... finished with 19 tackles, including 16 solo stops and one tackle for loss (3 yards) ... added an interception, a quarterback hurry and three pass breakups ... returned a fumble 35 yards against Chattanooga ... named a Special Teams Player of the Week by the Alabama coaching staff after the Arkansas game.

**EDDIE JACKSON'S COLLEGE STATISTICS**

Year	Team	GP	GS	Tackles					Interceptions					Fumbles		Misc.
				Tot	S	A	Sk	Yds	No	Yds	Lg	TD	PD	FF	FR	
2013	Alabama	7	4	19	16	3	0.0	0.0	1	0	0	0	3	0	2	1.0
2014	Alabama	11	11	41	32	9	1.0	11.0	1	18	18	0	7	2	1	2.0
2015	Alabama	15	15	46	34	12	0.0	0.0	6	230	2	2	2	1	1	3.0
2016	Alabama	8	8	24	15	9	0.0	0.0	1	55	55	1	2	0	0	2.5
<b>Totals</b>		<b>41</b>	<b>38</b>	<b>130</b>	<b>97</b>	<b>33</b>	<b>1.0</b>	<b>11.0</b>	<b>9</b>	<b>303</b>	<b>55</b>	<b>3</b>	<b>14</b>	<b>3</b>	<b>4</b>	<b>8.5</b>

**ADDITIONAL STATs:** Punt Returns - 11 returns for 253 yards (23.0 avg), 2 touchdowns



2017 CHICAGO BEARS

Date	W/L	Opponent	Tkls-S	Sk-YL	INT-Yds	PD	FF	FR	TFL
9/10*	L	ATL	3-3	0-0	0-0	0	0	0	0
9/17*	L	at TB	8-7	0-0	0-0	0	0	0	1
9/24*	W	PIT	1-1	0-0	0-0	0	0	0	0
9/28		at GB							
10/9		MIN							
10/15		at BAL							
10/22		CAR							
10/29		at NO							
11/12		GB							
11/19		DET							
11/26		at PHI							
12/3		SF							
12/10		at CIN							
12/16		at DET							
12/24		CLE							
12/31		at MIN							
<b>Totals</b>	<b>1-2</b>		<b>12-11</b>	<b>0-0</b>	<b>0-0</b>	<b>0</b>	<b>0</b>	<b>0</b>	<b>1</b>

\*Denotes Game Started

EDDIE JACKSON'S NFL STATISTICS

REGULAR SEASON		Tackles								Interceptions				Fumbles			Misc.	
Year	Team	GP	GS	Tot	S	A	Sk	Yds	No	Yds	Lg	TD	PD	FF	FR	Yds	TFL	STT
2017	Chicago	3	3	12	11	1	0	0	0	0	-	0	0	0	0	0	1	0
SEASON / CAREER / PLAYOFF HIGHS		2017				Career				Playoff								
<b>Tackles</b>	.....	8, at TB (9/17)	.....	Same	.....	None												
<b>Solos</b>	.....	7, at TB (9/17)	.....	Same	.....	None												
<b>Tackles For Loss</b>	.....	1, at TB (9/17)	.....	Same	.....	None												
<b>Sacks</b>	.....	None	.....	None	.....	None												







# 44 NICK KWIATKOSKI

**Ht:** 6-2      **Wt:** 242  
**Age:** 24      **College:** West Virginia  
**Bears Season:** 2      **NFL Season:** 2  
**Acquired:** 4th round of 2016 draft (113th overall)

## LINEBACKER

**PRO CAREER:** Enters second NFL season, appearing in 16 games (8 starts) with the Bears, recording 57 tackles, 5 TFLs, 1 forced fumble, 1 sack, 1 pass break up and 3 STTs.

**2017 SEASON:** Appeared in two games (one start), recording 5 tackles. Inactive Game 3.

**2016 SEASON:** Recorded 52 tackles, 5 TFLs, 1 forced fumble, 1 sack and 1 pass breakup in 14 games (7 starts) as a rookie ... made 10 tackles vs. SF (12/4) ... posted a team-high in tackles twice (6 vs. TEN 11/27 & 9 at DET 12/11).

**2017 CHICAGO BEARS**

Date	W/L	Opponent	Tkls-5	Sk-YL	INT-Yds	PD	FF	FR	TFL
9/10	L	ATL	1-0	0-0	0-0	0	0	0	0
9/17*	L	at TB	4-4	0-0	0-0	0	0	0	0
9/24	W	PIT			INACTIVE				
9/28		at GB							
10/9		MIN							
10/15		at BAL							
10/22		CAR							
10/29		at NO							
11/12		GB							
11/19		DET							
11/26		at PHI							
12/3		SF							
12/10		at CIN							
12/16		at DET							
12/24		CLE							
12/31		at MIN							
<b>Totals</b>	<b>0-1</b>		<b>5-4</b>	<b>0-0</b>	<b>0-0</b>	<b>0</b>	<b>0</b>	<b>0</b>	<b>0</b>

\*Denotes Game Started

### NICK KWIATKOSKI'S CAREER STATISTICS

REGULAR SEASON		Tackles							Interceptions				Fumbles			Misc.		
Year	Team	GP	GS	Tot	S	A	Sk	Yds	No	Yds	Lg	TD	PD	FF	FR	Yds	TFL	STT
2016	Chicago	14	7	52	39	13	1.0	0.0	0	0	-	0	1	1	0	0	5.0	2
2017	Chicago	2	1	5	4	1	0.0	0.0	0	0	-	0	0	0	0	0	0.0	1
<b>Totals</b>		<b>16</b>	<b>8</b>	<b>57</b>	<b>43</b>	<b>14</b>	<b>1.0</b>	<b>0.0</b>	<b>0</b>	<b>0</b>	<b>-</b>	<b>0</b>	<b>1</b>	<b>1</b>	<b>0</b>	<b>0</b>	<b>5.0</b>	<b>3</b>

SEASON / CAREER / PLAYOFF HIGHS		
	2017	Career
<b>Tackles</b> .....	4, at TB (9/17)	10, vs. SF (12/4/16)
<b>Solos</b> .....	4, at TB (9/17)	9, vs. SF (12/4/16)
<b>Tackles For Loss</b> .....	None	2, vs. SF (12/4/16)
<b>Sacks</b> .....	None	1, at DET (12/11/16)



# 22 CRE'VON LEBLANC

**Ht:** 5-11**Wt:** 190**Age:** 23**College:** Florida Atlantic**Bears Season:** 2**NFL Season:** 2**Acquired:** Acquired from waivers in 2016 (NE)

## DEFENSIVE BACK

**PRO CAREER:** Enters second NFL season, appearing in 16 games with 9 starts, recording 47 tackles, 13 pass break-ups, 2 interceptions and 1 STT ... Returned an interception for a touchdown at DET (12/11/16), making the Bears the only team in the NFL to have two rookies record a defensive touchdown in 2016 (Leonard Floyd) and the first pair of Bears rookies to record a defensive touchdown since at least 1960.

**2017 SEASON:** Appeared in three games as a reserve, recording 1 tackle and 1 STT.

**2016 SEASON:** Appeared in 13 games (Games 2-14 & 16) with 9 starts (Games 7-14 & 16), recording 46 tackles, 13 pass breakups and 2 interceptions (1 returned for a touchdown) ... 2 interceptions tied for the team lead ... one of two players on Bears team to record a defensive touchdown. GAMES PLAYED-STARTED: 13-9

**2017 CHICAGO BEARS**

Date	W/L	Opponent	Tkls-S	Sk-YL	INT-Yds	PD	FF	FR	TFL
9/10	L	ATL	0-0	0-0	0-0	0	0	0	0
9/17	L	at TB	1-1	0-0	0-0	0	0	0	0
9/24	W	PIT	0-0	0-0	0-0	0	0	0	0
9/28		at GB							
10/9		MIN							
10/15		at BAL							
10/22		CAR							
10/29		at NO							
11/12		GB							
11/19		DET							
11/26		at PHI							
12/3		SF							
12/10		at CIN							
12/16		at DET							
12/24		CLE							
12/31		at MIN							
<b>Totals</b>	<b>0-0</b>		<b>1-1</b>	<b>0-0</b>	<b>0-0</b>	<b>0</b>	<b>0</b>	<b>0</b>	<b>0</b>

\*Denotes Game Started

**CRE'VON LEBLANC'S NFL STATISTICS****REGULAR SEASON**

Year	Team	GP	GS	Tackles					Interceptions					Fumbles			Misc.	
				Tot	S	A	Sk	Yds	No	Yds	Lg	TD	PD	FF	FR	Yds	TFL	STT
2016	Chicago	13	9	46	36	10	0.0	0.0	2	24	24t	1	13	0	0	0	0.0	0
2017	Chicago	3	0	1	1	0	0.0	0.0	0	0	-	0	0	0	0	0.0	1	
<b>Totals</b>		<b>16</b>	<b>9</b>	<b>47</b>	<b>37</b>	<b>10</b>	<b>0.0</b>	<b>0.0</b>	<b>2</b>	<b>24</b>	<b>24t</b>	<b>1</b>	<b>13</b>	<b>0</b>	<b>0</b>	<b>0</b>	<b>0.0</b>	<b>1</b>

**ADDITIONAL STATS: 2016:** 5 punt returns for 43 yards (8.6 avg.)**SEASON / CAREER / PLAYOFF HIGHS**

	2017	Career	Playoff
<b>Tackles</b> .....	1, at TB (9/17)	6, at GB (10/20/16)	None
<b>Solos</b> .....	1, at TB (9/17)	6, vs. GB (12/18/16)	None
<b>Pass Defenses</b> .....	None	3, twice	None
<b>Interceptions</b> .....	None	1, twice	None



# 72 CHARLES LENO, JR.

**Ht:** 6-3

**Wt:** 305

**Age:** 26

**College:** Boise State

**Bears Season:** 4

**NFL Season:** 4

**Acquired:** 7th round of the 2014 draft (245th overall)

## OFFENSIVE LINE

**PRO CAREER:** Appeared in 41 contests with 33 starts in four seasons with Chicago (2014-17) ... owns 31 starts at LT and 1 start as a sixth eligible lineman ... in 2015, helped the Bears offense to franchise's fourth-highest single-season gross passing total in 2015 (3,843 yards), fifth-highest single-season net passing total (3,660 yards) and sixth highest total for net yards (5,514) ... made NFL debut on November 9, 2014 at Green Bay ... made first NFL start on November 16, 2014 versus Minnesota as a sixth eligible lineman ... signed a four-year contract extension through 2021 on August 23.


**2017 SEASON:** Started three games at LT.

**PREVIOUS SEASONS: 2016:** Started all 16 games at LT ... one of only two offensive players to start every game ... helped pave the way for rookie Jordan Howard to 1,313 rushing yards (2nd in NFL) ... helped the Bears to the 3rd most passing yards (gross and net) in franchise history. **2015:** Appeared in all 16 contests, with 13 starts (Games 4-16) at LT... helped the Bears offense to franchise's fourth-highest single-season gross passing total in 2015 (3,843 yards), fifth-highest single-season net passing total (3,660 yards) and sixth highest total for net yards (5,514). **2014:** Appeared in 6 contests with 1 start in his rookie season with the Bears, spending most of his time as a sixth eligible lineman ... made NFL debut at Green Bay (11/9) and first career start a week later vs. MIN (11/6) as a sixth eligible lineman ... saw action in Games 9-14 ... inactive Games 1-5, 7 and 8 and 16, while active but did not play in Games 6 and 15.

### CHARLES LENO'S NFL STATISTICS

**REGULAR SEASON**

**GAMES PLAYED-STARTED - 41-33:** 2014 CHI (6-1); 2015 CHI (16-13); 2016 CHI (16-16); 2017 CHI (3-3).

**75** **KYLE LONG****Ht:** 6-6**Wt:** 320**Age:** 29**College:** Oregon**Bears Season:** 5**NFL Season:** 5**Acquired:** 1st round of the 2013 draft (20th overall)**OFFENSIVE LINE**

**PRO CAREER:** Three-time Pro Bowler, becoming first Bears player since Brian Urlacher (2000-02) to be named to the Pro Bowl in each of his first three professional football seasons and seventh Bears player to accomplish the feat overall (Long, Urlacher, Gale Sayers, Dick Butkus, Mike Ditka, Rick Casares and Harlon Hill) ... first Bears offensive lineman ever to be named to Pro Bowl in each of his first three professional football seasons ... has started 55 games (39 at RG and 16 at RT) in four NFL seasons (2013-16) with Chicago ... helped pave the way for 1,000-yard rusher three times (M. Forte: 1,339 in 2013 and 1,038 in 2014 and Jordan Howard: 1,313 in 2016) ... named to the PFWA's All-Rookie team in 2013 ... was the first Bears offensive lineman to reach the Pro Bowl since 2006 (R. Brown/O. Kreutz), the first Bears rookie to make the Pro Bowl squad since 2009 (J. Knox) and the first Bears rookie to make the Pro Bowl as a non-specialist since 2000 (B. Urlacher).


**2017 SEASON:** Inactive for games 1 and 2, made season debut starting Game 3.

**HONORS AND AWARDS:** **2015:** Pro Bowl. **2014:** Pro Bowl; second team All-Pro (AP). **2013:** Pro Bowl; All-Rookie (PFWA, Gil Brandt & Mel Kiper).

**PREVIOUS SEASONS:** **2016:** Started 8 games at RG before being put on Injured Reserve. **2015:** Started all 16 games at RT, en route to being named to his third consecutive Pro Bowl ... made his first career start at RT in Week 1 after spending his first two NFL seasons at RG ... helped the Bears offense to franchise's fourth-highest single-season gross passing total in 2015 (3,843 yards). **2014:** Named to second consecutive Pro Bowl after starting 15 contests at RG for the Bears ... inactive Game 15 due to hip injury ... helped pave way for 1,000-yard rusher for second-consecutive season as Matt Forte gained 1,038 yards. **2013:** Earned his first trip to the Pro Bowl and multiple All-Rookie teams after starting all 16 games at RG ... helped the Bears offense set numerous franchise marks including total net yards, gross passing yards, net passing yards, passing touchdowns and first downs gained ... helped the offensive line achieve its lowest sack total (30) since 2008 and its lowest sack percentage (4.9) since 1982.

**KYLE LONG'S NFL STATISTICS**

**GAMES PLAYED-STARTED - 56-56:** 2013 CHI (16-16); 2014 CHI (15-15); 2015 CHI (16-16); 2016 CHI (8-8); 2017 CHI (1-1).



70

## BOBBY MASSIE

**Ht:** 6-6**Wt:** 320**Age:** 28**College:** Mississippi**Bears Season:** 2**NFL Season:** 6**Acquired:** Unrestricted free agent in 2016 (ARI)

## OFFENSIVE LINE

**PRO CAREER:** Entering his second season with the Bears, appearing in 72 games with 64 starts in four seasons with the Arizona Cardinals (2012-15) and two with the Bears (2016-17) ... part of an offensive line that allowed just 27 sacks in in 2015 (tied for 4th fewest in the NFL) and 28 sacks in 2014 (tied for the 6th fewest in the NFL) ... helped the Cardinals gain 6,692 yards from scrimmage in 2015, which ranked 2nd in the NFL and 2nd in franchise history ... one of six offensive linemen in the NFL that started all 16 contests as rookies in 2012 ... started 3 of 3 postseason contests.


**2017 SEASON:** Started three games at RT.

**PREVIOUS SEASONS: 2016:** Started 15 games at right tackle ... inactive Game 10 ... paved the way for rookie Jordan Howard to 1,313 rushing yards (2nd in NFL) ... helped the Bears to the 3rd most passing yards (gross and net) in franchise history. **2015:** Started the Cardinals final 14 games of the regular season and both playoff games at RT... helped Arizona gain 6,692 yards from scrimmage, which ranked 2nd in the NFL and 2nd in franchise annals ... part of an offensive line that allowed just 27 sacks (tied for 4th fewest in the NFL) ... on the reserve/suspended list for the first two games of the season. **2014:** Started every game at RT, the second time in three years ... part of line that allowed just 28 sacks on the season, tied for the 6th fewest in the NFL in 2014. **2013:** Played in 8 games, seeing time at RT and as an eligible extra blocker ... inactive for the first 6 games of the season ... active but DNP vs. Sea (10/17) ... made season debut vs. Atlanta (10/27). **2012:** Started all 16 games at RT in his rookie season ... was the only Cardinals rookie to start every game and was one of six rookie offensive linemen in the NFL to start all 16 games as a rookie.

### BOBBY MASSIE'S NFL STATISTICS

#### REGULAR SEASON

**GAMES PLAYED-STARTED - 72-64:** 2012 ARI (16-16); 2013 ARI (8-0); 2014 ARI (16-16); 2015 ARI (14-14); 2016 CHI (15-15); 2017 CHI (3-3).



# 18 TRE McBRIDE

**Ht:** 6-0**Wt:** 210**Age:** 24**College:** William & Mary**Bears Season:** 1**NFL Season:** 3**Acquired:** Waiver claim in 2017 (TEN)

## WIDE RECEIVER

**PRO CAREER:** Enters his 3rd NFL season... Appeared in 10 games with the Tennessee Titans (2014-15) and Chicago Bears (2017).

**CAREER TRANSACTIONS:** Drafted by the Tennessee Titans in the 7th round (245th overall) of the 2015 NFL Draft... Released by the Tennessee Titans (9/5/15)... Added to the Tennessee Titans practice squad (9/6/15)... Signed to the Tennessee Titans active roster (11/17/15)... Released by the Tennessee Titans (9/5/16)... Added to the Tennessee Titans practice squad (9/6/16)... Signed to the Tennessee Titans active roster (11/2/16)... Released by the Tennessee Titans (9/2/17)... Acquired from waivers by the Chicago Bears (9/3/17).

**2017 SEASON:** Inactive for Game 1, appeared in Game 2 as a reserve. Waived prior to Game 3.

**PREVIOUS SEASONS: 2016** - Appeared in two games as a reserve primarily on special teams. Spent the first eight weeks of the season on the Titans' practice squad. **2015** - Played in seven games as a rookie. Returned 10 kickoffs for 190 yards and posted two receptions for eight yards with a touchdown. Registered five special teams tackles and a forced fumble on coverage units. Spent the first 10 weeks of the season on the team's practice squad. Collected his first career NFL reception and his first career NFL touchdown against Houston (12/27/15). Made his NFL debut at Jacksonville (11/19/15).

### 2017 CHICAGO BEARS

Date	W/L	Opp.	Rec	Yds	Avg	Long	TD
9/10	L	ATL					INACTIVE
9/17	L	vs. TB	0	0	0.0	-	0
9/24	W	PIT					NOT WITH TEAM
9/28		at GB					
10/9		MIN					
10/15		at BAL					
10/22		CAR					
10/29		at NO					
11/12		GB					
11/19		DET					
11/26		at PHI					
12/3		SF					
12/10		at CIN					
12/16		at DET					
12/24		CLE					
12/31		at MIN					
<b>Totals</b>	<b>0-0</b>		<b>0</b>	<b>0</b>	<b>0.0</b>	<b>-</b>	<b>0</b>

\*Denotes Game Started

### TRE McBRIDE'S NFL STATISTICS

#### REGULAR SEASON


Year	Team	GP-GS	Rec	Yds	Avg	Lg	TD	Rush	Yds	Avg	Lg	TD	STT
2015	Tennessee	7-0	2	8	4.0	7	1	1	8	8.0	8	0	3
2016	Tennessee	2-0	0	0	0.0	-	0	0	0	0.0	-	0	2
2017	Chicago	1-0	0	0	0.0	-	0	0	0	0.0	-	0	0
<b>NFL totals</b>		<b>10-0</b>	<b>2</b>	<b>8</b>	<b>4.0</b>	<b>7</b>	<b>1</b>	<b>1</b>	<b>8</b>	<b>8.0</b>	<b>8</b>	<b>0</b>	<b>5</b>

#### SEASON / CAREER / PLAYOFF HIGHS

	2017	Career	Playoff
Receptions.....	None	2, vs. HOU (12/27/15)	None
Receiving Yards.....	None	8, vs. HOU (12/27/15)	None
Longest Reception.....	None	7, vs. HOU (12/27/15)	None
Receiving TDs.....	None	1, vs. HOU (12/27/15)	None



# 27 SHERRICK McMANIS



**Ht:** 6-1

**Age:** 30

**Bears Season:** 6

**Acquired:** Trade with HOU in 2012

**Wt:** 192

**College:** Northwestern

**NFL Season:** 8

## DEFENSIVE BACK

**PRO CAREER:** Appeared in 97 contests (5 starts) over eight seasons with Houston (2010-11) and Chicago (2012-17), recording 29 tackles, 1 interception and 5 pass breakups ... has added 85 STTs, 1 blocked punt (which was returned by the Bears for a touchdown) 1 forced fumble and 2 fumble recoveries on special teams ... also owns 11 kickoff returns for 230 yards (20.9 avg) ... his 68 special teams tackles leads the Bears since joining the team 2012 ... has ranked in the top 3 on the Bears in special teams tackles all five previous seasons with the team (1st in 2016, 1st in 2015, 2nd in 2012 and 2014, 3rd in 2012).

**2017 SEASON:** Appeared in three games as a reserve, recording a blocked field goal and a fumble recovery on special teams.

**HONOR AND AWARDS: 2012:** NFC Special Teams Player of the Week (11/4/12).

**PREVIOUS SEASONS: 2016:** Appeared in all 16 games as a reserve defensive back and special teams contributor ... recorded 3 tackles ... led team with 13 STTs. **2015:** Saw action in all 16 contests, starting 4 (Games 1, 3 & 5-6) in a 3 CB-set, collecting 19 tackles and 3 pass breakups ... led the Bears with a career-high 17 special teams tackles. **2014:** Appeared in 12 games, mostly on special teams ... missed Weeks 3-6 due to a quad injury suffered in Week 2, along with a knee injury suffered in practice in Week 6 ... racked up 13 special teams tackles which ranked second on the Bears ... added 1 fumble recovery off a muffed punt and 4 defensive tackles. **2013:** Played in 15 games with 1 start, the first of his career ... finished second on the Bears with 15 STTs ... picked-up 1 tackle and 1 PBU on defense. **2012:** Finished tied for third on the team with 10 STTs in 12 games played ... helped the Bears set a franchise record in punt coverage allowing 3.4 ypr ... recovered 1 fumble ... named NFC Special Teams Player of the Week after blocking a punt week 9 at TEN (11/4/12), which was returned for a Bears touchdown ... placed on IR with a knee injury 12/11. **2011:** Recorded 5 STTs in 9 games played in Houston ... returned 10 kickoffs for 205 yards (20.5 avg). **2010:** Saw action in 14 games with the Texans ... made 11 STTs, 2 defensive tackles (1 solo) and intercepted 1 pass.



## CHICAGO BEARS BIOGRAPHIES

### 2017 CHICAGO BEARS

Date	W/L	Opponent	Tkls-S	Sk-YL	INT-Yds	PD	FF	FR	TFL
9/10	L	ATL	0-0	0-0	0-0	0	0	0	0
9/17	L	at TB	0-0	0-0	0-0	0	0	0	0
9/24	W	PIT	0-0	0-0	0-0	0	0	0	0
9/28		at GB							
10/9		MIN							
10/15		at BAL							
10/22		CAR							
10/29		at NO							
11/12		GB							
11/19		DET							
11/26		at PHI							
12/3		SF							
12/10		at CIN							
12/16		at DET							
12/24		CLE							
12/31		at MIN							
<b>Totals</b>	<b>0-0</b>		<b>0-0</b>	<b>0-0</b>	<b>0-0</b>	<b>0</b>	<b>0</b>	<b>0</b>	<b>0</b>

\*Denotes Game Started

## SHERRICK McMANIS' NFL STATISTICS

### REGULAR SEASON


Year	Team	GP	GS	Tackles				Interceptions					Fumbles			Misc.		
				Tot	S	A	Sk	Yds	No	Yds	Lg	TD	PD	FF	FR	Yds	TFL	STT
2010	Houston	14	0	2	1	1	0.0	0.0	1	1	1	0	1	0	0	0	0.0	11
2011	Houston	9	0	0	0	0	0.0	0.0	0	0	-	0	0	1	0	0	0.0	5
2012	Chicago	12	0	0	0	0	0.0	0.0	0	0	-	0	0	0	1	0	0.0	10
2013	Chicago	15	1	1	1	0	0.0	0.0	0	0	-	0	1	0	0	0	0.0	15
2014	Chicago	12	0	4	3	1	0.0	0.0	0	0	-	0	0	0	1	0	0.0	13
2015	Chicago	16	4	19	12	7	0.0	0.0	0	0	-	0	3	0	0	0	0.0	17
2016	Chicago	16	0	3	3	0	0.0	0.0	0	0	-	0	0	0	0	0	0.0	13
2017	Chicago	3	0	0	0	0	0.0	0.0	0	0	-	0	0	0	0	0	0.0	1
<b>Bears totals</b>		<b>74</b>	<b>5</b>	<b>27</b>	<b>19</b>	<b>8</b>	<b>0.0</b>	<b>0.0</b>	<b>0</b>	<b>0</b>	<b>-</b>	<b>0</b>	<b>4</b>	<b>0</b>	<b>2</b>	<b>0</b>	<b>0.0</b>	<b>69</b>
<b>NFL totals</b>		<b>97</b>	<b>5</b>	<b>29</b>	<b>20</b>	<b>9</b>	<b>0.0</b>	<b>0.0</b>	<b>1</b>	<b>1</b>	<b>1</b>	<b>0</b>	<b>5</b>	<b>1</b>	<b>2</b>	<b>0</b>	<b>0.0</b>	<b>85</b>

**ADDITIONAL STATS:** Blocked Punts - 1: 1 at TEN (1/4/12). Blocked Field Goals - 1 VS. PIT (9/24/17). Kickoff Returns - 11 for 230 yards.

### SEASON / CAREER / PLAYOFF HIGHS

	2017	Career	Playoff
<b>Tackles</b> .....	None .....	6, at DET (10/18/15) .....	None
<b>Solos</b> .....	None .....	5, at DET (10/18/15) .....	None
<b>Pass Defenses</b> .....	None .....	1, five times .....	None
<b>Interceptions</b> .....	None .....	1, vs. NYG (10/10/10) .....	None





# 92 PERNELL McPHEE

**Ht:** 6-3

**Age:** 29

**Bears Season:** 3

**Acquired:** Unrestricted free agent in 2015 (BAL)

**Wt:** 273

**College:** Mississippi State

**NFL Season:** 7

## LINEBACKER

**PRO CAREER:** Appeared in 86 games over seven seasons with the Ravens (2011-14) and Bears (2015-17), starting 18 contests, posting 189 tackles, 28 sacks, 1 interception, 10 pass breakups, 36 TFLs, 6 forced fumbles and 1 fumble recovery ... owns 1 blocked field goal on special teams ... set career highs in tackles (64) and interceptions (1) in his first season as a Bear in 2015 ... helped Ravens to Super Bowl Championship after 2012 season, posting 4 tackles, 1 sack, 2 pass breakups, 1 forced fumble and 1 fumble recovery during the playoff run.

**2017 SEASON:** Appeared in three games as a reserve, recording 3 tackles, 1 TFL and 1 sack for a loss of 3 yards.

**HONORS AND AWARDS: 2016:** Ed Block Courage Award.

**PREVIOUS SEASONS: 2016:** Appeared in 9 games (Games 7-15) after being activated from PUP ... tallied 28 tackles, 4 sacks, 1 TFL and 1 forced fumble ... 4 sacks ranked 3rd on the team despite only seeing action in 9 games.

**2015:** Saw action in 14 contests (Games 1-8, 10-12 & 14-16) with 12 starts (Games 1-8, 10-12 & 14) at OLB ... gathered 64 tackles (4th on the team), 6 sacks (3rd on the team), 10 TFLs (tied for 2nd on the team), 1 interception, 1 forced fumble and 3 pass breakups ... added blocked field goal in Bears 18-17 victory in Game 5 at Kansas City, the first blocked kick of his career ... named a team captain by his teammates ... missed Games 9 and 13 due to a knee injury ... picked up first career interception in Game 4 vs. Oakland. **2014:** Saw action in all 16 games for the second consecutive season in Baltimore and produced 27 tackles and a career-high 7.5 sacks with 4 pass breakups and 1 FF for a defense that finished second in the league with 49 sacks and allowed the sixth-fewest points per game (18.9) in 2014 ... according to STATS, his 38 combined quarterback knockdowns and hurries in 2014 were 14th most in the NFL. **2013:** Produced 21 tackles, including 13 solo ... added 2 sacks (13 yards), 1 PD and 1 FF in 16 games. **2012:** Appeared in 12 games with 6 starts, missing 4 games with a thigh injury for the Ravens ... produced 21 tackles (18 solo) and 1.5 sacks (12 yards) ... started his first-career NFL game vs. CIN (9/10) ... played in 4 postseason contests, recording 4 tackles, 1 sack, 2 pass breakups, 1 forced fumble and 1 fumble recovery en route to a Super Bowl victory. **2011:** Finished second on the Ravens with 6 sacks for the NFL's third-ranked defense (288.9 ypg) ... led all Ravens rookies with a career-high 23 tackles, while also netting 2 PD, 1 FF and 1 FR ... played in 2 postseason games, tallying 1 pass breakup.



# CHICAGO BEARS BIOGRAPHIES

## 2017 CHICAGO BEARS

Date	W/L	Opponent	Tkls-S	Sk-YL	INT-Yds	PD	FF	FR	TFL
9/10	L	ATL	0-0	0-0	0-0	0	0	0	0
9/17	L	at TB	2-2	0-0	0-0	0	1	0	0
9/24	W	PIT	3-3	1-3	0-0	0	0	0	1
9/28		at GB							
10/9		MIN							
10/15		at BAL							
10/22		CAR							
10/29		at NO							
11/12		GB							
11/19		DET							
11/26		at PHI							
12/3		SF							
12/10		at CIN							
12/16		at DET							
12/24		CLE							
12/31		at MIN							
<b>Totals</b>	<b>0-0</b>		<b>5-5</b>	<b>1-3</b>	<b>0-0</b>	<b>0</b>	<b>1</b>	<b>0</b>	<b>1</b>

\*Denotes Game Started

## PERNELL McPHEE'S NFL STATISTICS

### REGULAR SEASON

Year	Team	GP	GS	Tackles				Interceptions					Fumbles			Misc.		
				Tot	S	A	Sk	Yds	No	Yds	Lg	TD	PD	FF	FR	Yds	TFL	STT
2011	Baltimore	16	0	23	16	7	6.0	31.0	0	0	0	0	2	1	1	0	4.0	0
2012	Baltimore	12	6	21	18	3	1.5	12.0	0	0	0	0	0	0	0	0	4.0	0
2013	Baltimore	16	0	21	13	8	2.0	13.0	0	0	0	0	1	1	0	0	5.0	0
2014	Baltimore	16	0	27	17	10	7.5	50.0	0	0	0	0	4	1	0	0	11.0	0
2015	Chicago	14	12	64	43	21	6.0	41.0	1	13	13	0	3	0	0	0	10.0	0
2016	Chicago	9	0	28	17	11	4.0	34.0	0	0	-	0	0	1	0	0	1.0	0
2017	Chicago	3	0	5	5	0	1.0	3.0	0	0	-	0	0	1	1	0	1.0	0
<b>Bears totals</b>		<b>26</b>	<b>12</b>	<b>97</b>	<b>65</b>	<b>32</b>	<b>11.0</b>	<b>78.0</b>	<b>1</b>	<b>13</b>	<b>13</b>	<b>0</b>	<b>3</b>	<b>2</b>	<b>0</b>	<b>0</b>	<b>12.0</b>	<b>0</b>
<b>NFL totals</b>		<b>86</b>	<b>18</b>	<b>189</b>	<b>129</b>	<b>60</b>	<b>28.0</b>	<b>184.0</b>	<b>1</b>	<b>13</b>	<b>13</b>	<b>0</b>	<b>10</b>	<b>5</b>	<b>1</b>	<b>0</b>	<b>36.0</b>	<b>0</b>

### POSTSEASON

Year	Team	GP	GS	Tackles				Interceptions					Fumbles			Misc.		
				Tot	S	A	Sk	Yds	No	Yds	Lg	TD	PD	FF	FR	Yds	TFL	STT
2011	Baltimore	2	0	0	0	0	0.0	0.0	0	0	0	0	1	0	0	0	0	0
2012	Baltimore	4	0	4	2	2	1.0	9.0	0	0	0	0	2	1	1	0	0	0
2014	Baltimore	2	0	4	0	4	0.5	2.0	0	0	0	0	0	0	0	0	0	0
<b>NFL totals</b>		<b>6</b>	<b>0</b>	<b>8</b>	<b>2</b>	<b>6</b>	<b>1.5</b>	<b>11.0</b>	<b>0</b>	<b>0</b>	<b>0</b>	<b>0</b>	<b>4</b>	<b>1</b>	<b>1</b>	<b>0</b>	<b>0</b>	<b>0</b>

### SEASON / CAREER / PLAYOFF HIGHS

	2017	Career	Playoff
Tackles	3, vs. PIT (9/24)	9, twice	3, at DEN (1/12/13)
Solos	3, vs. PIT (9/24)	8, at SEA (9/27/15)	2, at DEN (1/12/13)
Sacks	1, vs. PIT (9/24)	2, four times	1, at DEN (1/12/13)



86

## ZACH MILLER

**Ht:** 6-5**Wt:** 243**Age:** 33**College:** Nebraska-Omaha**Bears Season:** 3**NFL Season:** 6**Acquired:** Waived free agent in 2013 (TB)

## TIGHT END

**PRO CAREER:** Owns 137 receptions for 1,493 yards (10.9 avg) and 13 touchdowns in 61 games (29 starts) over six NFL seasons with the Jaguars (2009-11) and Bears (2015-17) ... coming off of career highs in receptions (47) and yards (486)

**2017 SEASON:** Appeared in two games (two starts), catching 11 passes for 98 yards (8.9 avg).

**HONORS AND AWARDS: 2015:** Brian Piccolo Award.

**PREVIOUS SEASONS: 2016:** Appeared in 10 games with 8 starts before going on I.R., hauling in 47 passes for 486 yards (10.3 avg) and 4 touchdowns ... recorded his third career multi-touchdown game at DAL (9/25) ... ranked tied for first on the team in receiving touchdowns and third in receiving yards. **2015:** Appeared in 15 contests, starting 14 and collecting career-highs in receptions (34), receiving yards (43) and a team-high 5 touchdowns ... missed Game 16 due to a toe injury ... made Bears debut in Game 1 vs. Green Bay, marking the first time he appeared in a contest since October 16, 2011 ... his 2 receptions in Game 2 vs. Arizona were his first NFL receptions since October 2, 2011 ... hauled in game-winning 25-yard touchdown reception in 4th quarter of Game 8 at San Diego, his first touchdown catch since October 2, 2011 ... had first 100-yard receiving contests of his career in Game 9 at St. Louis (107 yards and 2 touchdowns on 5 receptions) ... 87-yard touchdown reception in Game 9 at St. Louis was the second longest reception ever by a Bears tight end and tied for seventh-longest overall in franchise history ... all 5 touchdowns came in the last 8 games in which he appeared. **2014:** Spent entire regular season on I.R. after suffering a foot injury in the preseason. **2013:** Spent the offseason with Tampa Bay but was waived by the Buccaneers before the start of the regular season. **2012:** Placed on I.R. by Jacksonville prior to the start of the regular season due to a calf injury ... was waived off of Injured Reserve on October 16 and did not sign with another team that season. **2011:** Caught 4 passes for 42 yards (10.5 ypr) and 1 TD in four games played with Jacksonville ... added 2 special teams tackles ... appeared in Games 2-4 and 6 ... inactive Game 1 due to a knee injury and Game 5 due to a shoulder injury ... placed on I.R. due to shoulder injury on October 18, causing him to miss the final 10 games of the season. **2010:** Started 5-of-15 games played with Jacksonville, grabbing 20 receptions for 216 yards (10.8 ypc) and 1



## 2017 CHICAGO BEARS

Date	W/L	Opp.	Rec	Yds	Avg	Long	TD
9/10*	L	ATL	4	39	9.8	12	0
9/17	L	vs. TB	6	42	7.0	12	0
9/24*	W	PIT	1	17	17.0	17	0
9/28		at GB					
10/9		MIN					
10/15		at BAL					
10/22		CAR					
10/29		at NO					
11/12		GB					
11/19		DET					
11/26		at PHI					
12/3		SF					
12/10		at CIN					
12/16		at DET					
12/24		CLE					
12/31		at MIN					
<b>Totals</b>	<b>1-1</b>		<b>11</b>	<b>98</b>	<b>8.9</b>	<b>17</b>	<b>0</b>

\*Denotes Game Started

## ZACH MILLER'S NFL STATISTICS

## REGULAR SEASON

Year	Team	GP-GS	Rec	Yds	Avg	Lg	TD
2009	Jacksonville	14-0	21	212	10.1	62	2
2010	Jacksonville	15-5	20	216	10.8	52t	1
2011	Jacksonville	4-0	4	42	10.5	14t	1
2015	Chicago	15-14	34	439	12.9	87t	5
2016	Chicago	10-8	47	486	10.3	34	4
2017	Chicago	3-2	11	98	8.9	17	0
<b>Bears totals</b>		<b>28-24</b>	<b>92</b>	<b>1,023</b>	<b>11.1</b>	<b>87t</b>	<b>9</b>
<b>NFL totals</b>		<b>61-29</b>	<b>137</b>	<b>1,493</b>	<b>10.9</b>	<b>87t</b>	<b>13</b>

**ADDITIONAL STATS: Kickoff Returns** - 3 for 41 yards: 2009 (2 for 19 yards); 2010 (1 for 22 yards). **Rushing** - 3 for 12 yards: 2009 (1 for 3 yards); 2010 (2 for 9 yards). **Special Teams Tackles** - 23: 2009 (9); 2010 (12); 2011 (2).

## SEASON / CAREER / PLAYOFF HIGHS

	2017	Career	Playoff
<b>Receptions</b> .....	6, at TB (9/17) .....	8, twice .....	None
<b>Receiving Yards</b> .....	42, at TB (9/17) .....	107, at STL (11/15/15) .....	None
<b>Longest Reception</b> .....	17, vs. PIT (9/24) .....	87t, at STL (11/15/15) .....	None
<b>Receiving TDs</b> .....	None .....	2, three times .....	None



# 33 TAQUAN MIZZELL

Ht: 5-10

Wt: 185

Age: 23

College: Virginia

Bears Season: 1

NFL Season: 1

Acquired: Waiver claim in 2017 (BAL)

## RUNNING BACK

**PRO CAREER:** Undrafted college free agent joins the Bears for his rookie season after a stint with the Ravens.

**2017 SEASON:** Inactive Game 1 and 3, did not play in Game 2.

**COLLEGE:** Saw action in 46 career games (22 starts) to finish his career as the only player in ACC history with 1,500-plus rushing and 1,500-plus career receiving yards... Recorded 2,075 career rushing yards, 1,560 receiving yards and 683 KOR yards... Ranks No. 2 all time at UVA with 195 receptions, which are the most ever by an ACC running back... Had at least 1 catch in 45-straight games to end his career... Named All-ACC honorable mention in 2016 after playing in all 12 games (11 starts) as a senior... Had a career-high 944 rushing yards and 5 rushing TDs, adding 52 receptions for 404 yards and 2 TDs... Earned third-team All-ACC honors in 2015 after recording 671 rushing yards and 4 TDs, adding 75 receptions for 721 receiving yards (new record by an ACC running back) and 4 TDs... Played in 12 games in 2014, rushing 64 times for 280 yards and 2 TDs, adding 39 receptions for 271 yards... Played in 10 games as a freshman and recorded 45 carries for 184 yards and 1 TD, adding 29 receptions for 164 yards and 1 TD... Graduated with an anthropology degree.

### 2017 CHICAGO BEARS

Date	W/L	Opp.	Rush	Yards	Avg.	Lg	TD	Rec.	Yards	Avg.	Lg	TD
9/10	L	ATL										
9/17	L	at TB										
9/24	W	PIT										
9/28		at GB										
10/9		MIN										
10/15		at BAL										
10/22		CAR										
10/29		at NO										
11/12		GB										
11/19		DET										
11/26		at PHI										
12/3		SF										
12/10		at CIN										
12/16		at DET										
12/24		CLE										
12/31		at MIN										
<b>Totals</b>	<b>0-0</b>		<b>0</b>	<b>0</b>	<b>0.0</b>	<b>-</b>	<b>0</b>	<b>0</b>	<b>0</b>	<b>0.0</b>	<b>-</b>	<b>0</b>

\*Denotes Game Started


### TAQUAN MIZZELL'S NFL STATISTICS

#### REGULAR SEASON

Year	Team	GP-GS	Rush	Yds	Avg	Lg	TD	Rec	Yds	Avg	Lg	TD	STT
2017	Chicago	0-0	0	0	0.0	-	0	0	0	0.0	-	0	0

#### SEASON / CAREER / PLAYOFF HIGHS

	2017	Career	Playoff
Rushes	None	None	None
Rushing Yards	None	None	None
Longest Run	None	None	None
Rushing TDs	None	None	None
Receptions	None	None	None
Receiving Yards	None	None	None
Longest Reception	None	None	None
Receiving TDs	None	None	None



# 16 PAT O'DONNELL

**Ht:** 6-4**Wt:** 217**Age:** 26**College:** Miami (FL)**Bears Season:** 3**NFL Season:** 4**Acquired:** 6th round of the 2014 draft (191st overall)

## PUNTER

**PRO CAREER:** Enters fourth campaign with Chicago (2014-17), hitting 223 punts for 9,877 yards (44.3 gross avg) and landing 78 punts inside the 20 with 14 touchbacks ... 2 blocked punts and 870 return yards for a net average of 38.4 in 50 games ... ranks second in net punting average (since 1976) (39.7 in 2015), fourth in gross punting average (44.2 in 2015) and tied for sixth in punts inside the 20 (since 1976) (28 in 2015) in Bears single-season history ... named to the PFWA's and Mel Kiper's ESPN All-Rookie teams following the 2014 season.

**2017 SEASON:** In three games, punted 14 times for 679 yards (48.5 gross avg) and landed 6 punts inside the 20 with 2 touchbacks.

**HONORS AND AWARDS:** 2014: All-Rookie (PFWA & Mel Kiper).

**2017 CHICAGO BEARS**


DATE	W/L	Opp.	No.	Yds	Avg	Net	Long	In-20
9/10	L	ATL	5	244	48.8	40.0	69	3
9/17	L	at TB	3	168	56.0	43.7	63	1
9/24	W	PIT	6	267	44.5	42.0	62	2
9/28		at GB						
10/9		MIN						
10/15		at BAL						
10/22		CAR						
10/29		at NO						
11/12		GB						
11/19		DET						
11/26		at PHI						
12/3		SF						
12/10		at CIN						
12/16		at DET						
12/24		CLE						
12/31		at MIN						
<b>Totals</b>	<b>0-0</b>		<b>14</b>	<b>679</b>	<b>48.5</b>	<b>41.6</b>	<b>69</b>	<b>6</b>

**PAT O'DONNELL'S NFL STATISTICS****REGULAR SEASON**

Year	Team	GP	Punts	Yds	Avg	Opp Ret	Yds	Net	TB	In-20	Lg	Blk
2014	Chicago	16	71	3,107	43.8	33	335	37.7	3	20	61	1
2015	Chicago	15	70	3,097	44.2	27	197	39.7	4	28	72	1
2016	Chicago	16	68	2,994	44.0	22	282	38.4	5	24	67	0
2017	Chicago	3	14	679	48.5	6	56	41.4	2	6	69	0
<b>NFL totals</b>		<b>50</b>	<b>223</b>	<b>9,877</b>	<b>44.3</b>	<b>88</b>	<b>870</b>	<b>38.8</b>	<b>14</b>	<b>78</b>	<b>72</b>	<b>2</b>

**ADDITIONAL STATS: Special Teams Tackles - 4:** 2014 (2); 2015 (2).**SEASON / CAREER / PLAYOFF HIGHS**

	2017	Career	Playoff
<b>Punts</b> .....	6, vs. PIT (9/24)	10, at SEA (9/27/15)	None
<b>Punting Yards</b> .....	267, vs. PIT (9/24)	477, at SEA (9/27/15)	None
<b>Gross Avg. (Min 4)</b> .....	48.8, vs. ATL (9/10)	51.3, at ATL (10/12/14)	None
<b>Punts In-the-20</b> .....	3, vs. ATL (9/10)	4, twice	None
<b>Longest Punt</b> .....	69, vs. ATL (9/10)	72, at SEA (9/27/15)	None



# 95 ROY ROBERTSON-HARRIS

Ht: 6-7      Wt: 268  
 Age: 24      College: UTEP

Acquired: Undrafted free agent in 2016

## DEFENSIVE LINE

**PRO CAREER:** Robertson-Harris joined the team as an undrafted free agent in 2016, appearing in the first three preseason games before he was placed on the illness/non-football injury list... Has appeared in 3 career games, recording 2 tackles with 1 pass defense.

**2017 SEASON:** Appeared in three games as a reserve, recording 2 tackles and 1 pass defense.

**COLLEGE:** 2014 all-CUSA honorable mention player who tallied 138 career tackles , 25 TFLs, 10.5 sacks and 9 pass breakups in four seasons at UTEP (2012-15)... Team captain, started all 12 games as a senior... Placed 3rd on the team in tackles with 51, adding 7.5 TFLs, 2.5 sacks and 4 pass breakups... Started 13-of-13 games, posting 36 tackles, 9.5 TFLs, 3.5 sacks, 4 forced fumbles, 3 pass breakups and 1 fumble recovery... Ranked 1st on the team in TFLs, sacks and forced fumbles... 4 forced fumbles ranked tied for 2nd most in the conference... Helped UTEP reach its first Bowl game (New Mexico Bowl) since 2010... Appeared in 12 games with 8 starts as a sophomore... Notched 34 tackles, 3.5 sacks and ranked 2 on the team with 6 TFLs... Added 2 pass breakups and 1 fumble recovery... As a redshirt freshman, played in 10 contests, registering 17 tackles, 2 TFLs and 1 sack... First team all-Area and all-District 5-5A defense selection as a senior at South Grand Prairie H.S. (Grand Prairie, TX)... Collected 75 tackles, 26 TFLs, 9 sacks, 8 pass breakups and 1 fumble recovery... Played defensive end and outside linebacker... Two-time letter winner.


**2017 CHICAGO BEARS**

Date	W/L	Opponent	Tkls-S	Sk-YL	INT-Yds	PD	FF	FR	TFL
9/10	L	ATL	0-0	0-0	0-0	1	0	0	0
9/17	L	at TB	2-1	0-0	0-0	0	0	0	0
9/24	W	PIT	0-0	0-0	0-0	0	0	0	0
9/28		at GB							
10/9		MIN							
10/15		at BAL							
10/22		CAR							
10/29		at NO							
11/12		GB							
11/19		DET							
11/26		at PHI							
12/3		SF							
12/10		at CIN							
12/16		at DET							
12/24		CLE							
12/31		at MIN							
<b>Totals</b>	<b>0-0</b>		<b>2-1</b>	<b>0-0</b>	<b>0-0</b>	<b>1</b>	<b>0</b>	<b>0</b>	<b>0</b>

\*Denotes Game Started

### ROY ROBERTSON-HARRIS' NFL STATISTICS

REGULAR SEASON		Tackles								Interceptions				Fumbles			Misc.	
Year	Team	GP	GS	Tot	S	A	Sk	Yds	No	Yds	Lg	TD	PD	FF	FR	Yds	TFL	STT
2017	Chicago	3	0	2	1	1	0	0	0	0	-	0	1	0	0	0	0	0
SEASON / CAREER / PLAYOFF HIGHS		2017								Career				Playoff				
<b>Tackles</b>	.....	2, at TB (9/17)								None				None				
<b>Solos</b>	.....	1, at TB (9/17)								None				None				
<b>Sacks</b>	.....	None								None				None				

**6****MARK  
SANCHEZ****Ht:** 6-2**Wt:** 225**Age:** 31**College:** USC**Bears Season:** 1**NFL Season:** 9**Acquired:** Unrestricted free agent in 2017 (DAL)**QUARTERBACK**

**PRO CAREER:** Has started 72 of 77 games over eight seasons with the New York Jets, (2009-12), Philadelphia Eagles (2014-15), and Dallas Cowboys (2016), completing 1,295-of-2,285 pass attempts (56.7 percent) for 15,219 yards, 86 touchdowns and 86 interceptions for a QB rating of 73.9.... Has added 449 yards on 169 attempts (2.7 avg) and 13 touchdowns... Owns a 37-35 as a starter... Led the Jets to the AFC championship game as a rookie following the 2009 season and again the following post-season following the 2010 campaign... 2010 AFC Championship appearance made him one of only six rookie quarterbacks in NFL history to lead their team to that fame... Set a career-high in passing yards (3,474) and passing (26) and rushing (6) touchdowns in the 2011 season... Missed the 2013 season due to injury

**2017 SEASON:** Inactive for games 1 -3.

**HORNS AND AWARDS:** 2009 - PFWA ALL-Rookie Team

**PREVIOUS SEASONS:** 2016: Appeared in 2 games as a sub for the Dallas Cowboys, completing 10-of-18 passes (55.6 percent) and 2 interceptions. 2015: Appeared in 4 games with 2 starts for the Philadelphia Eagles... Completed 59-of-91 passes (64.8 percent) for 616 yards, 4 touchdowns and 4 interceptions for a QB rating of 80.7... Added 22 rushing yards on 6 attempts (3.7 avg). 2014 - Appeared in 9 games with 8 starts for the Philadelphia Eagles... Completed 198-of-309 passes (64.1 percent) for 2,418 yards, 14 touchdowns and 11 interceptions for a career-high QB rating of 88.4... Added 87 rushing yards on 34 attempts (2.6 avg) and 1 touchdown. 2013 - Spent the season on Injured Reserve after suffering a shoulder injury during the pre-season. 2012 - Started 15 games for the New York Jets... Completed 246-of-453 attempts (54.3 percent) for 2,883 yards, 13 touchdowns and 18 interceptions for a QB rating of 66.9... Added 28 rushing yards. 2011 - Started all 16 games for the New York Jets... Completed 308-of-543 passes for a 3,474 yards (56.7 percent), 26 touchdowns (both career-highs) and 18 interceptions for a QB rating of 78.2... Added 103 rushing yards on 37 attempts (2.8 avg) and 6 touchdowns (career-high). 2010 - Started all 16 games for the New York Jets... Completed 278-of-507 passes (54.8 percent) for 3,291 yards, 17 touchdowns and 13 interceptions for a QB rating of 75.3... Added 105 yards on the ground on 30 attempts (3.5 avg) and 3 touchdowns... Led the team to the AFC championship game for the second season in a row. 2009 - Started 15 games as a rookie for the New York Jets... Completed 196-of-364 passes (53.8 percent) for 2,444 yards, 12 touchdowns and 20 interceptions... Added 106 rushing yards on 36 attempts (2.9 avg) and 3 touchdowns... One of only six rookie quarterbacks in league history to lead team to conference championship game.

**2017 CHICAGO BEARS**

Date	W/L	Opp.	Att	Cmp	Yds	Pct.	TD	INT	Lg	Sk/Lst	Rtg
9/10	L	Atl				INACTIVE					
9/17	L	at TB				INACTIVE					
9/24	W	Pit				INACTIVE					
9/28		at GB									
10/9		Min									
10/15		at Bal									
10/22		Car									
10/29		at NO									
11/12		GB									
11/19		Det									
11/26		at Phi									
12/3		SF									
12/10		at Cin									
12/16		at Det									
12/24		Cle									
12/31		at Min									
Totals	0-0		0	0	0	-	0	0	-	0/0	-





## MARK SANCHEZ'S NFL STATISTICS

## REGULAR SEASON

Year	Team	GP-GS	Att	Cmp	Pct	Yds	Yds/Att	TD	Int	Lg	Sk-Yds	Rating
2009	N.Y. Jets	15-15	364	196	53.8	2,444	6.7	12	20	65t	26-195	63.0
2010	N.Y. Jets	16-16	507	278	54.8	3,291	6.5	17	13	74t	27-171	75.3
2011	N.Y. Jets	16-16	543	308	56.7	3,474	6.4	26	18	74	39-243	78.2
2012	N.Y. Jets	15-15	453	246	54.3	2,883	6.4	13	18	66	34-209	66.9
2014	Philadelphia	9-8	309	198	64.1	2,418	7.8	14	11	72	23-151	88.4
2015	Philadelphia	4-2	91	59	64.8	616	6.8	4	4	43	9-54	80.7
2016	Dallas	2-0	18	10	55.6	93	5.2	0	2	33	3-25	30.3
2017	Chicago	0-0	0	0	0.0	0	0.0	0	0	-	0-0	-
<b>NFL totals</b>		<b>77-72</b>	<b>2,285</b>	<b>1,295</b>	<b>56.7</b>	<b>15,219</b>	<b>6.7</b>	<b>86</b>	<b>86</b>	<b>74t</b>	<b>161-1,048</b>	<b>73.9</b>

**Record as Starter:** 37-35 (.514) - 2009 (8-7), 2010 (11-5), 2011 (8-8), 2012 (6-9), 2014 (4-4), 2015 (0-2).

**ADDITIONAL STATS: Fumbles-Lost -- (51-24):** 2009 (10-3), 2010 (9-1), 2011 (10-8), 2011 (10-8), 2012 (14-8), 2014 (7-3), 2015 (1-1).

Year	Team	Rush	Yds	Avg	Lg	TD
2009	N.Y. Jets	36	106	2.9	14t	3
2010	N.Y. Jets	30	105	3.5	20	3
2011	N.Y. Jets	37	103	2.8	25	6
2012	N.Y. Jets	22	28	1.3	8	0
2014	Philadelphia	34	87	2.6	15	1
2015	Philadelphia	6	22	3.7	11	0
2016	Dallas	4	-2	-0.5	1	0
<b>NFL totals</b>		<b>169</b>	<b>449</b>	<b>2.7</b>	<b>25</b>	<b>13</b>

## POSTSEASON

Year	Team	GP-GS	Att	Cmp	Pct	Yds	Yds/Att	TD	Int	Lg	Sk-Yds	Rating
2009	N.Y. Jets	3-3	68	41	60.3	539	7.9	4	2	80t	1-7	92.7
2010	N.Y. Jets	3-3	89	54	60.7	616	6.9	5	1	58t	3-19	95.5
<b>NFL totals</b>		<b>6-6</b>	<b>157</b>	<b>95</b>	<b>60.5</b>	<b>1,155</b>	<b>7.4</b>	<b>9</b>	<b>3</b>	<b>80t</b>	<b>4-26</b>	<b>94.3</b>

## SEASON / CAREER / PLAYOFF HIGHS

	2017	Career	Playoff
<b>Attempts</b> .....	None	59, vs. NYG (12/24/11)	33, at PIT (1/23/11)
<b>Completions</b> .....	None	37, at WAS (12/20/14)	20, at PIT (1/23/11)
<b>Passing Yards</b> .....	None	374, at WAS (12/20/14)	257, at IND (1/24/10)
<b>TD Passes</b> .....	None	4, vs. BUF (11/27/11)	3, at NE (1/16/11)
<b>Interceptions</b> .....	None	5, vs. BUF (10/18/09)	1, three times
<b>Longest Completion</b> .....	None	74t, at DET (11/7/10)	80t, at IND (1/24/10)



# 87 ADAM SHAHEEN

**Ht:** 6-6**Wt:** 278**Age:** 24**College:** Ashland**Acquired:** 2nd round of the 2017 draft (45th overall)

## TIGHT END

**COLLEGE CAREER:** Caught 124 passes for 1,755 yards (14.1 avg) and 26 touchdowns in 31 career games at Ashland ... ranks fifth all time in school history in career receptions, 10th in career receiving yards and 2nd in catches in a season ... caught a school record 4 touchdowns vs. Northwood (10/9/16) ... as a junior he led all Division II tight ends in receptions (52) and yards (867) and led all college football tight ends with 16 touchdown receptions, setting an Ashland single-season record in the process ... set a program record his sophomore year with 70 catches, also good for the highest total for any tight end at any NCAA level in 2015 ... earned American Football Coaches Association (AFCA) Division II Coaches' All-America.

**2017 SEASON:** Appeared in three games (one start), catching one pass for 2 yards (2.0 avg) and 1 touchdown... Scored touchdown in his first career start, on his first career reception.

**2017 CHICAGO BEARS**

Date	W/L	Opp.	Rec	Yds	Avg	Long	TD
9/10	L	ATL	0	0	0.0	-	0
9/17	L	at TB	0	0	0.0	-	0
9/24*	W	PIT	1	2	2.0	2t	1
9/28		at GB					
10/9		MIN					
10/15		at BAL					
10/22		CAR					
10/29		at NO					
11/12		GB					
11/19		DET					
11/26		at PHI					
12/3		SF					
12/10		at CIN					
12/16		at DET					
12/24		CLE					
12/31		at MIN					
<b>Totals</b>	<b>1-0</b>		<b>1</b>	<b>2</b>	<b>2.0</b>	<b>2t</b>	<b>1</b>

\*Denotes Games Started

**ADAM SHAHEEN'S NFL STATISTICS****REGULAR SEASON**

Year	Team	GP-GS	Rec	Yds	Avg	Lg	TD
2017	Chicago	3-1	1	2	2.0	2t	1

**SEASON / CAREER / PLAYOFF HIGHS**

	2017	Career	Playoff
Receptions	1, vs. PIT (9/24)	None	None
Receiving Yards	2, vs. PIT (9/24)	None	None
Longest Reception	2t, vs. PIT (9/24)	None	None
Receiving TDs	1, vs. PIT (9/24)	None	None

**ADAM SHAHEEN'S COLLEGE STATISTICS**

Year	Team	GP	Rec	Yds	Avg	Lg	TD
2014	Ashland	9	2	85	42.5	43	0
2015	Ashland	11	70	803	11.5	76	10
2016	Ashland	11	52	867	15.2	70	16
<b>Totals</b>		<b>31</b>	<b>124</b>	<b>1,755</b>	<b>14.1</b>	<b>76</b>	<b>26</b>



# 88 DION SIMS

Ht: 6-4

Wt: 271

Age: 26

College: Michigan State

Bears Season: 1

NFL Season: 5

Acquired: Unrestricted free agent 2017 (MIA)

## TIGHT END

**PRO CAREER:** Appeared in 59 games (25 starts) in five seasons with Miami Dolphins (2013-16) and Chicago Bears (2017), catching 76 passes for 730 yards (9.6 avg) and 8 touchdowns... 8 touchdowns in Miami ranked second most by a Dolphins tight end since 2013.

**2017 SEASON:** Started three games, catching 2 passes for 31 yards (15.5 avg).

**PREVIOUS SEASONS: 2016:** Appeared in 14 games (11 starts) for the Miami Dolphins ... caught 26 passes for 256 yards (9.8 avg) and 4 touchdowns ... ranked 2nd on team in TDs ... 26 receptions and 4 TDs are both career-highs.

**2015:** Appeared in 13 games (4 starts) for the Dolphins ... caught 18 passes for 127 yards and 1 touchdown ... **2014:** Saw action in 14 games (2 starts) for the Dolphins ... recorded 24 receptions for 284 yards and 2 touchdowns ...

**2013:** Played in 15 games (5 starts) as a rookie for the Dolphins ... caught 6 passes for 32 yards and 1 touchdown.

### 2017 CHICAGO BEARS

Date	W/L	Opp.	Rec	Yds	Avg	Long	TD
9/10*	L	ATL	2	31	15.5	22	0
9/17*	L	at TB	0	0	0.0	-	0
9/24*	W	PIT	0	0	0.0	-	0
9/28		at GB					
10/9		MIN					
10/15		at BAL					
10/22		CAR					
10/29		at NO					
11/12		GB					
11/19		DET					
11/26		at PHI					
12/3		SF					
12/10		at CIN					
12/16		at DET					
12/24		CLE					
12/31		at MIN					
<b>Totals</b>	<b>1-2</b>		<b>2</b>	<b>31</b>	<b>15.5</b>	<b>22</b>	<b>0</b>

\*Denotes Games Started

### DION SIMS' NFL STATISTICS


#### REGULAR SEASON

Year	Team	GP-GS	Rec	Yds	Avg	Lg	TD
2013	Miami	15-5	6	32	5.3	8	1
2014	Miami	14-2	24	284	11.8	38	2
2015	Miami	13-4	18	127	7.1	22	1
2016	Miami	14-11	26	256	9.8	28	4
2017	Chicago	3-3	2	31	15.5	22	0
<b>NFL totals</b>		<b>59-25</b>	<b>76</b>	<b>730</b>	<b>9.6</b>	<b>38</b>	<b>8</b>

**ADDITIONAL STATS: Kickoff Returns** - 3 for 17 yards: 2011 (2 for 7 yards); 2014 (1 for 10 yards).

#### SEASON / CAREER / PLAYOFF HIGHS

	2017	Career	Playoff
<b>Receptions</b> .....	2, vs. ATL (9/10)	4, six times	5, at PIT (1/8/17)
<b>Receiving Yards</b> .....	31, vs. ATL (9/10)	58, at NYJ (12/1/14)	34, at PIT (1/8/17)
<b>Longest Reception</b> .....	22, vs. ATL (9/10)	38, at JAX (10/26/14)	17, at PIT (1/8/17)
<b>Receiving TDs</b> .....	None	2, at NYJ (12/17)	None

**71** JOSH SITTON**Ht:** 6-3**Wt:** 318**Age:** 31**College:** UCF**Bears Season:** 2**NFL Season:** 10**Acquired:** Waived FA in 2016 (GB)**OFFENSIVE LINE**

**PRO CAREER:** Appeared in 136 games (126 starts) in 10 seasons with the Green Bay Packers (2008-15) and Chicago Bears (2016-17).


**2017 SEASON:** Started two games at RG, inactive for Game 3.

**HONORS AND AWARDS:** Pro -Bowl Selection: 2012, 2014, 2015, 2016; 2014 PFWA All-NFL team.

**PREVIOUS SEASONS: 2016:** Appeared in 13 games (12 starts) at left guard ... selected as a Pro-Bowler. **2015:** Started all 16 games (15 at left guard, 1 at left tackle) for the Green Bay Packers... Selected as a Pro-Bowler. **2014:** Started all 16 games at left guard for the Green Bay Packers. **2013:** Started all 16 games at left guard for the Green Bay Packers... Selected as a Pro-Bowler. **2012:** Started all 16 games at right guard for the Green Bay Packers... Selected as a Pro-Bowler. **2011:** Played and started in 14 games at right guard for the Green Bay Packers ... **2010:** Started all 16 games for the Green Bay Packers at right guard...helped the Packers win Super Bowl XLV over the Pittsburgh Steelers. **2009:** Started all 16 games for the Green Bay Packers at right guard. **2008:** Played in 11 games with 2 starts at right guard as a rookie for the Green Bay Packers.

**JOSH SITTON'S NFL STATISTICS****REGULAR SEASON**

**GAMES PLAYED-STARTED - 136-126:** 2008 GB (11-2); 2009 GB (16-16); 2010 GB (16-16); 2011 GB (14-14); 2012 GB (16-16); 2013 GB (16-16); 2014 GB (16-16); 2015 GB (16-16); 2016 CHI (13-12); 2017 CHI (2-2).



# 79 BRADLEY SOWELL

**Ht:** 6-7

**Age:** 28

**Bears Season:** 1

**Acquired:** Unrestricted free agent signing 2017 (SEA)

**Wt:** 309

**College:** Mississippi

**NFL Season:** 6

## OFFENSIVE LINE

**PRO CAREER:** Appeared in 71 games (21 starts) over 6 seasons with the Indianapolis Colts (2012), Arizona Cardinals (2013-15), Seattle Seahawks (2016) and Chicago Bears (2017)

**2017 SEASON:** Appeared in three games as a reserve.

**PREVIOUS SEASONS: 2016:** Appeared in 10 games with 9 starts (6 at LT, 3 at RT) for the Seattle Seahawks. **2015:** Appeared in all 16 games for the Arizona Cardinals. **2014:** Appeared in all 16 games for the Arizona Cardinals. **2013:** Appeared in all 16 games with 12 starts at LT for the Arizona Cardinals. **2012:** Appeared in 10 games for the Indianapolis Colts.


### BRADLEY SOWELL'S NFL STATISTICS

#### REGULAR SEASON

**GAMES PLAYED-STARTED - 71-21:** 2012 IND (10-0); 2013 ARI (16-12); 2014 ARI (16-0); 2015 ARI (16-0); 2016 SEA (10-9); 2017 CHI (3-0).

#### POSTSEASON

**GAMES PLAYED-STARTED - 5-0:** 2012 IND (1-0); 2014 ARI (1-0); 2015 ARI (2-0); 2016 SEA (1-0).



# 14 DEONTE THOMPSON

**Ht:** 6-0**Age:** 28**Bears Season:** 3**Acquired:** Waived free agent in 2015 (BUF)**Wt:** 205**College:** Florida**NFL Season:** 5

## WIDE RECEIVER/KICK RETURNER

**PRO CAREER:** Appeared in 40 games (8 starts) over six season with the Baltimore Ravens (2012-13), Buffalo Bills (2014) and Chicago Bears (2015-17), grabbing 45 receptions for 558 yards (12.4 avg)... Added 78 kickoff returns for 1,962 yards (25.2 avg)... Ranked 2nd in the NFL in kickoff return average in 2015, averaging 29.2 yards per return (minimum 10 returns)... Set career-highs in receptions (22), receiving yards (249), touchdowns (2), kick returns (35) and kick return yards (804) in 2016.

**2017 SEASON:** Appeared in three games (two starts), catching 6 passes for 81 yards (13.5 avg) and 1 touchdown... Adds 7 kickoff returns for 159 yards (22.7 avg).

**PREVIOUS SEASONS: 2016:** Appeared in all 16 games with 6 starts (Games 10-14 & 16), catching 22 passes for 249 yards (11.3 avg) and two touchdowns (all-career highs)... Also returned 35 kickoffs for 804 yards (23.0 avg) (all-career highs)... Started first career game on 11/20 at NYG... Caught first career touchdown pass on 11/27 vs. TEN... Led the NFL in kickoff returns and finished 2nd in the NFL in kickoff return yards. **2015:** Appeared in 7 contests (Games 10-16), returning 14 kickoffs for 409 yards (29.2 avg) for the Bears... Added 2 receptions for 81 yards (40.5 avg) with catches of 36 and 45 yards (career-long)... Ranked 2nd in kickoff return average (minimum 10 returns). **2014:** Saw action in 1 game without recording any stats for the Buffalo Bills. **2013:** Appeared in 7 games for the Baltimore Ravens, notching career highs in receptions (10) and receiving yards (96). **2012:** Recorded 5 catches for 51 yards (10.2 avg) in 6 contests for the Ravens.

### 2017 CHICAGO BEARS

Date	W/L	Opp.	Rec	Yds	Avg	Long	TD
9/10*	L	ATL	1	15	15.0	15	0
9/17	L	at TB	4	57	14.3	20	1
9/24*	W	PIT	1	9	9.0	9	0
9/28		at GB					
10/9		MIN					
10/15		at BAL					
10/22		CAR					
10/29		at NO					
11/12		GB					
11/19		DET					
11/26		at PHI					
12/3		SF					
12/10		at CIN					
12/16		at DET					
12/24		CLE					
12/31		at MIN					
<b>Totals</b>	<b>1-1</b>		<b>6</b>	<b>81</b>	<b>13.5</b>	<b>20</b>	<b>1</b>



## DEONTE THOMPSON'S NFL STATISTICS

## REGULAR SEASON

Year	Team	GP-GS	Rec	Yds	Avg	Lg	TD	Rush	Yds	Avg	Lg	TD	STT
2012	Baltimore	6-0	5	51	10.2	25	0	0	0	-	-	0	0
2013	Baltimore	7-0	10	96	9.6	33	0	0	0	-	-	0	0
2014	Buffalo	1-0	0	0	-	-	0	0	0	-	-	0	0
2015	Chicago	7-0	2	81	40.5	45	0	0	0	-	-	0	0
2016	Chicago	16-6	22	249	11.3	24	2	0	0	-	-	0	0
2017	Chicago	3-2	6	81	13.5	20	1	0	0	-	-	0	0
<b>Bears totals</b>		<b>26-8</b>	<b>30</b>	<b>411</b>	<b>13.7</b>	<b>45</b>	<b>3</b>	<b>0</b>	<b>0</b>	-	-	<b>0</b>	<b>0</b>
<b>NFL totals</b>		<b>40-8</b>	<b>45</b>	<b>558</b>	<b>12.4</b>	<b>45</b>	<b>3</b>	<b>0</b>	<b>0</b>	-	-	<b>0</b>	<b>0</b>

Year	Team	KR	Yds	Avg	LG	TD	PR	FC	Yds	Avg	Lg	TD
2012	Baltimore	15	389	25.9	49	0	0	0	0	-	-	0
2013	Baltimore	7	201	28.7	47	0	0	0	0	-	-	0
2014	Buffalo	0	0	-	-	0	0	0	0	-	-	0
2015	Chicago	14	409	29.2	74	0	0	0	0	-	-	0
2016	Chicago	35	804	23.0	64	0	0	0	0	-	-	0
2017	Chicago	7	159	22.7	27	0	0	0	0	-	-	0
<b>Bears totals</b>		<b>56</b>	<b>1,372</b>	<b>24.5</b>	<b>74</b>	<b>0</b>	<b>0</b>	<b>0</b>	<b>0</b>	-	-	<b>0</b>
<b>NFL totals</b>		<b>78</b>	<b>1,962</b>	<b>25.2</b>	<b>74</b>	<b>0</b>	<b>0</b>	<b>0</b>	<b>0</b>	-	-	<b>0</b>

## SEASON / CAREER / PLAYOFF HIGHS

	2017	Career	Playoff
Receptions.....	4, at TB (9/17)	8, vs. GB (12/18/16)	None
Receiving Yards.....	57, at TB (9/17)	110, vs. GB (12/18/16)	None
Longest Reception.....	20, at TB (9/17)	45, vs. DET (1/3/16)	None
Receiving TDs.....	1, at TB (9/17)	1, three times	None

**59****DANNY  
TREVATHAN****Ht:** 6-1**Wt:** 239**Age:** 27**College:** Kentucky**Bears Season:** 2**NFL Season:** 6**Acquired:** Unrestricted free agent in 2016 (DEN)**LINEBACKER**

**PRO CAREER:** Started 43-of-62 career games in six seasons with the Denver Broncos (2012-15) and the Chicago Bears (2016-17), producing 364 tackles, 4 sacks, 5 interceptions – including 1 returned for a touchdown – 22 pass breakups, 12 TFLs, 3 forced fumbles and 1 fumble recovery ... led the Broncos in total tackles (275) over his four seasons with the team (2012-15) ... his 125 tackles in 2013 were the most by a Broncos defender since 2007 ... led the Broncos in tackles twice (125 in 2013 & 109 in 2015) ... appeared in seven postseason contests with six starts... collected 46 tackles, 1 pass breakup, 2 TFLs and 1 fumble recovery during the playoffs ... won Super Bowl 50 with the Broncos.

**2017 SEASON:** Started three games, recording 16 tackles and 1 pass breakup.

**PREVIOUS SEASONS: 2016:** Appeared in 9 games (Games 1-2 & 5-11) with 8 starts (Games 1-2, 5-6 and 8-11) with the Bears, recording 73 tackles, 3 pass breakups, 1 sack and 1 TFL before going on injured reserve. **2015:** Started all 15 games he appeared in for the Super Bowl Champion Denver Broncos ... recorded a team-high 109 tackles, 2 interceptions, 1 interception return for touchdown, 6 pass breakups and 3 TFLs ... started all three of Denver's playoff games, posting a team-high 22 tackles with 1 pass breakup, 1 TFL and 2 fumble recoveries. **2014:** Finished the season with 11 tackles in 3 games (1 start) ... placed on injured reserve December 16 with a knee injury. **2013:** Started 16-of-16 contests for Denver, posting career highs in tackles (125), sacks (2), interceptions (3), pass breakups (10), TFLs (7), forced fumbles (3) and fumble recoveries (1) ... added 4 STTs ... 125 tackles led the Broncos ... appeared in 3 postseason contests, producing 24 tackles and 1 TFL ... made a game-high 12 tackles in Super Bowl XLVIII vs. Seattle (2/2). **2012:** Played in all 16 games for the Broncos as a rookie ... collected 30 tackles, 1 sack, 2 pass breakups and 1 TFL ... added 3 special teams tackles ... finished second among the team's rookies with 30 defensive stops ... saw action in one postseason contest.

**2017 CHICAGO BEARS**

Date	W/L	Opponent	Tkls-S	Sk-YL	INT-Yds	PD	FF	FR	TFL
9/10*	L	ATL	2-2	0-0	0-0	0	0	0	0
9/17*	L	at TB	4-3	0-0	0-0	1	0	0	0
9/24*	W	PIT	10-8	0-0	0-0	0	0	0	0
9/28		at GB							
10/9		MIN							
10/15		at BAL							
10/22		CAR							
10/29		at NO							
11/12		GB							
11/19		DET							
11/26		at PHI							
12/3		SF							
12/10		at CIN							
12/16		at DET							
12/24		CLE							
12/31		at MIN							
<b>Totals</b>	<b>1-2</b>		<b>16-13</b>	<b>0-0</b>	<b>0-0</b>	<b>1</b>	<b>0</b>	<b>0</b>	<b>0</b>

\*Denotes Game Started





**DANNY TREVATHAN'S CAREER STATISTICS**

**REGULAR SEASON**


Year	Team	GP	GS	Tackles					Interceptions					Fumbles			Misc.		
				Tot	S	A	Sk	Yds	No	Yds	Lg	TD	PD	FF	FR	Yds	TFL	STT	
2012	Denver	16	0	30	21	9	1.0	0.0	0	0	-	0	2	0	0	0	0	1	3
2013	Denver	16	16	125	85	40	2.0	18.0	3	29	29	0	10	3	1	0	7	4	
2014	Denver	3	1	11	9	2	0.0	0.0	0	0	-	0	0	0	0	0	0	0	
2015	Denver	15	15	109	73	36	0.0	0.0	2	39	25t	1	6	0	0	0	3	0	
2016	Chicago	9	8	73	49	24	1.0	7.0	0	0	-	0	3	0	0	0	1	0	
2017	Chicago	3	3	16	13	3	0.0	0.0	0	0	-	0	1	0	0	0	0	0	
<b>Bears totals</b>		<b>12</b>	<b>11</b>	<b>89</b>	<b>62</b>	<b>27</b>	<b>1.0</b>	<b>7.0</b>	<b>0</b>	<b>0</b>	<b>-</b>	<b>0</b>	<b>4</b>	<b>0</b>	<b>0</b>	<b>0</b>	<b>1</b>	<b>0</b>	
<b>NFL totals</b>		<b>62</b>	<b>43</b>	<b>364</b>	<b>250</b>	<b>114</b>	<b>4.0</b>	<b>25.0</b>	<b>5</b>	<b>68</b>	<b>29</b>	<b>1</b>	<b>22</b>	<b>3</b>	<b>1</b>	<b>0</b>	<b>12</b>	<b>7</b>	

**POSTSEASON**

Year	Team	GP	GS	Tackles					Interceptions					Fumbles			Misc.	
				Tot	S	A	Sk	Yds	No	Yds	Lg	TD	PD	FF	FR	Yds	TFL	STT
2012	Denver	1	0	0	0	0	0.0	0.0	0	0	-	0	0	0	0	0	0	0
2013	Denver	3	3	24	18	6	0.0	0.0	0	0	-	0	0	0	0	0	1	1
2015	Denver	3	3	22	16	6	0.0	0.0	0	0	-	0	1	0	2	0	1	0
<b>NFL totals</b>		<b>7</b>	<b>6</b>	<b>46</b>	<b>34</b>	<b>12</b>	<b>0.0</b>	<b>0.0</b>	<b>0</b>	<b>0</b>	<b>-</b>	<b>0</b>	<b>1</b>	<b>0</b>	<b>2</b>	<b>0</b>	<b>2</b>	<b>1</b>

**SEASON / CAREER / PLAYOFF HIGHS**

	2017	Career	Playoff
<b>Tackles</b> .....	10, vs. PIT (9/24) .....	19, at IND (11/8/15) .....	12, vs. SEA (2/2/14)
<b>Solos</b> .....	8, vs. PIT (9/24) .....	9, four times .....	8, twice
<b>Tackles For Loss</b> .....	None .....	2, at HOU (12/22/13) .....	1, twice
<b>Interceptions</b> .....	None .....	1, five times .....	None
<b>Sacks</b> .....	None .....	1, four times .....	None

**10****MITCHELL TRUBISKY****Ht:** 6-3**Wt:** 222**Age:** 23**College:** North Carolina**Acquired:** 1st round of the 2017 draft (2nd overall)**QUARTERBACK**

**COLLEGE CAREER:** Started 13-of-34 career games for North Carolina, completing 386-of-572 passes (67.5 pct.) for 4,762 yards, 41 touchdowns and 10 interceptions in three seasons of action ... added 439 rushing yards on 120 attempts (3.7 avg) and 8 touchdowns ... as a junior, was a semifinalist for the Davey O'Brien and Maxwell Awards ... finished his career at North Carolina ranked 5th in passing touchdowns (41), 6th in passing yards (4,762) and 7th in total offense (5,201).

**2017 SEASON:** Active, but did not play in three games.

**JUNIOR:** Started all 13 games in his first season as a starter for the Tar Heels ... set UNC single-season records for passing yards (3,748), passing touchdowns (30) and total offense (4,056) while completing 304-of-477 (68.0) passes on the year ... set the multi-game school record with 30 consecutive completions over two games (last 18 vs. JMU; first 12 vs. Pitt) ... also set the school record for most passing yards in consecutive games with 885 (432 vs. JMU; 453 vs. Pitt) ... added 308 rushing yards on 93 attempts (3.3 avg) and 5 touchdowns ... set career highs with 453 yards and 5 touchdowns with zero interceptions on 35-of-46 passing vs. Pitt ... was named the Walter Camp offensive player of the week for his performance ... threw for 280 yards and 2 touchdowns on 23-of-39 passing vs. Stanford in the Sun Bowl ... named a semifinalist for Davey O'Brien and Maxwell Awards ... finalist for Johnny Unitas Golden Arm Award.

**SOPHOMORE:** Appeared in 9 games, completing 40-of-47 passes for 555 yards and 6 touchdowns ... added 16 rushes for 101 yards and 3 touchdowns. **FRESHMAN:** Appeared in 12 games, completing 42-of-78 passes for 459 yards, 4 touchdowns and 4 interceptions ... added 11 rushes for 30 yards.

**PERSONAL:** Named Mr. Football in the state of Ohio by the Associated Press, an annual award given to the top high school player regardless of division ... ranked the No. 19 quarterback in the country by Scout.com ... prepstar All-Midwest Region ... honorable-mention Parade All-America ... member of the ESPN 300 team ... is the most prolific passer in the Greater Cleveland area, becoming the first to pass for more than 9,000 career yards and more than 4,000 yards as a senior ... rated the No. 1 dual-threat quarterback by 247sports.com and the No. 3 player in Ohio ... passed for 4,063 yards as a senior, including 1,593 in four playoff games ... also rushed for 899 yards ... scored 108 points and was responsible for 51 touchdowns ... threw for 42 touchdowns and rushed for 18 ... team finished 12-2 and advanced to the state semifinals ... mentor was 30-8 during his three-years the quarterback ... among the top 10 passers in Ohio history with 9,126 yards and 92 touchdowns ... also rushed for 1,559 career yards and 33 touchdowns, averaging 4.1 per carry ... also served as Mentor's punter in 2012 and had a 40.8 average ... coached by Steve Trivisonno.

**MITCHELL TRUBISKY'S COLLEGE STATISTICS**

Year	Team	GP-GS	Att	Cmp	Pct	Yds	Yds/Att	TD	Int	Lg
2014	North Carolina	12-0	78	42	53.8	459	5.9	5	4	39
2015	North Carolina	9-0	47	40	85.1	555	11.8	6	0	64
2016	North Carolina	13-13	447	304	68.0	3,748	8.4	30	6	75
<b>Totals</b>		<b>34-13</b>	<b>572</b>	<b>386</b>	<b>67.5</b>	<b>4,762</b>	<b>8.3</b>	<b>41</b>	<b>10</b>	<b>75</b>

Year	Team	Rush	Yds	Avg	Lg	TD
2014	North Carolina	11	30	2.7	16	0
2015	North Carolina	16	101	6.3	35	3
2016	North Carolina	93	308	3.3	39	5
<b>Totals</b>		<b>120</b>	<b>439</b>	<b>3.7</b>	<b>39</b>	<b>8</b>



2017 CHICAGO BEARS

Date	W/L	Opp.	Att	Cmp	Yds	Pct.	TD	INT	Lg	Sk/Lst	Rtg
9/10	L	Atl				DID NOT PLAY					
9/29	L	at TB				DID NOT PLAY					
10/13		Pit									
10/20		at GB									
10/24		Min									
11/3		at Bal									
11/11		Car									
11/17		at NO									
11/24		GB									
12/1		Det									
12/8		at Phi									
12/15		SF									
12/22		at Cin									
12/29		at Det									
12/24		Cle									
12/31		at Min									
<b>Totals</b>	<b>0-0</b>		<b>0</b>	<b>0</b>	<b>0</b>	<b>-</b>	<b>0</b>	<b>0</b>	<b>-</b>	<b>0/0</b>	<b>-</b>

MITCHELL TRUBISKY'S NFL STATISTICS

REGULAR SEASON

Year	Team	GP-GS	Att	Cmp	Pct	Yds	Yds/Att	TD	Int	Lg	Sk-Yds	Rating
2017	Chicago	0-0	0	0	0.0	0	-	0	0	-	0-0	-

Year	Team	Rush	Yds	Avg	Lg	TD
2017	Chicago	0	0	0.0	-	0

SEASON / CAREER / PLAYOFF HIGHS

	2017	Career	Playoff
Attempts .....	None.....	None.....	None.....
Completions .....	None.....	None.....	None.....
Passing Yards .....	None.....	None.....	None.....
TD Passes .....	None.....	None.....	None.....
Interceptions .....	None.....	None.....	None.....
Longest Completion .....	None.....	None.....	None.....



# 98 MITCH UNREIN

**Ht:** 6-4                      **Wt:** 299  
**Age:** 30                      **College:** Wyoming  
**Bears Season:** 2           **NFL Season:** 7  
**Acquired:** Waived free agent in 2015 (SD)

## DEFENSIVE LINE

**PRO CAREER:** Appeared in 86 games with 18 starts over seven seasons with the Denver Broncos (2011-14), San Diego Chargers (2015) and Chicago Bears (2015-17), recording 122 tackles, 5 TFLs, 2 sacks and 1 fumble recovery ... saw action in six postseason contests with Denver, recording 6 tackles and 1 TFL.

**2017 SEASON:** Appeared in 3 games (two starts), recording 8 tackles and 1 TFL.

### 2017 CHICAGO BEARS

Date	W/L	Opponent	Tkls-S	Sk-YL	INT-Yds	PD	FF	FR	TFL
9/10	L	ATL	3-1	0-0	0-0	0	0	0	0
9/17*	L	at TB	4-3	0-0	0-0	0	0	0	1
9/24*	W	PIT	1-1	0-0	0-0	0	0	0	0
9/28		at GB							
10/9		MIN							
10/15		at BAL							
10/22		CAR							
10/29		at NO							
11/12		GB							
11/19		DET							
11/26		at PHI							
12/3		SF							
12/10		at CIN							
12/16		at DET							
12/24		CLE							
12/31		at MIN							

**Totals** 1-1                      8-5                      0-0                      0-0                      0                      0                      0                      1

\*Denotes Game Started

## MITCH UNREIN'S NFL STATISTICS

### REGULAR SEASON

Year	Team	GP	GS	Tackles					Interceptions					Fumbles			Misc.		
				Tot	S	A	Sk	Yds	No	Yds	Lg	TD	PD	FF	FR	Yds	TFL	STT	
2011	Denver	14	0	7	5	2	0.0	0.0	0	0	-	0	0	0	0	0	0	0.0	1
2012	Denver	16	2	20	12	8	0.0	0.0	0	0	-	0	0	0	0	1	n/a	0.0	0
2013	Denver	16	1	20	15	5	0.0	0.0	0	0	-	0	0	0	0	0	0	1.0	0
2014	Denver	8	0	1	1	0	0.0	0.0	0	0	-	0	0	0	0	0	0	0.0	0
2015	TOTAL	16	4	33	20	13	1.0	6.0	0	0	-	0	0	0	0	0	0	2.0	0
2016	Chicago	13	9	33	17	16	1.0	3.0	0	0	-	0	0	0	0	0	0	1.0	0
2017	Chicago	3	2	8	5	3	0.0	0.0	0	0	-	0	0	0	0	0	0	0.0	0
<b>Bears totals</b>		<b>16</b>	<b>11</b>	<b>41</b>	<b>22</b>	<b>19</b>	<b>1.0</b>	<b>3.0</b>	<b>0</b>	<b>0</b>	<b>-</b>	<b>0</b>	<b>0</b>	<b>0</b>	<b>0</b>	<b>0</b>	<b>0</b>	<b>1.0</b>	<b>0</b>
<b>NFL totals</b>		<b>86</b>	<b>18</b>	<b>122</b>	<b>75</b>	<b>47</b>	<b>2.0</b>	<b>9.0</b>	<b>0</b>	<b>0</b>	<b>-</b>	<b>0</b>	<b>0</b>	<b>0</b>	<b>0</b>	<b>1</b>	<b>0</b>	<b>4.0</b>	<b>1</b>

### POSTSEASON

Year	Team	GP	GS	Tackles					Interceptions					Fumbles			Misc.			
				Tot	S	A	Sk	Yds	No	Yds	Lg	TD	PD	FF	FR	Yds	TFL	STT		
2011	Denver	2	0	1	0	1	0	0	0	0	-	0	0	0	0	0	0	0	0	0
2012	Denver	1	0	3	1	2	0	0	0	0	-	0	0	0	0	0	0	0	0	0
2013	Denver	3	0	2	1	1	0	0	0	0	-	0	0	0	0	0	0	0	1	0
<b>NFL Totals</b>		<b>6</b>	<b>0</b>	<b>6</b>	<b>2</b>	<b>4</b>	<b>0</b>	<b>0</b>	<b>0</b>	<b>0</b>	<b>-</b>	<b>0</b>	<b>0</b>	<b>0</b>	<b>0</b>	<b>0</b>	<b>0</b>	<b>0</b>	<b>1</b>	<b>0</b>

### SEASON / CAREER / PLAYOFF HIGHS

	2017	Career	Playoff
<b>Tackles</b> .....	4, at TB (9/17)	5, twice	3, vs. BAL (1/12/13)
<b>Solos</b> .....	3, at TB (9/17)	4, at MIN (12/20)	1, twice
<b>Sacks</b> .....	None	1, vs. WAS (12/13)	None
<b>Sack Yards</b> .....	None	6, vs. WAS (12/13)	None



# 12 MARKUS WHEATON

Ht: 5-11

Wt: 189

Age: 26

College: Oregon State

Bears Season: 1

NFL Season: 5

Acquired: Unrestricted free agent in 2017 (PIT)

## WIDE RECEIVER

**PRO CAREER:** Owns 107 receptions for 1,508 yards (14.1 avg) and 8 touchdowns in 48 games (22 starts) over four NFL seasons with the Pittsburgh Steelers (2013-16) ... set career-highs in receptions (53) in 2014 and receiving yards (749) and touchdowns (5) in 2015.

**2017 SEASON:** Inactive for Games 1 and 2, made season debut in Game 3 as a reserve.

**PREVIOUS SEASONS: 2016:** Was limited to four receptions for 51 yards (12.8 avg) and one touchdown in three games (two starts) due to injury with the Pittsburgh Steelers. **2015:** Appeared in 16 games (8 starts) for the Steelers, recording 44 receptions for a career-high 749 yards (17.0 avg) ... also caught a career-high five touchdowns, good for third best on the team. **2014:** Played in 16 games (11 starts) for the Steelers recording a career-high 53 receptions for 644 yards (12.2 avg) and two TDs ... finished fourth on the team in yards and receptions. **2013:** Caught six passes for 64 yards (5.3 avg) as a rookie for the Steelers.

### 2017 CHICAGO BEARS

Date	W/L	Opp.	Rec	Yds	Avg	Long	TD
9/10	L	ATL					
9/17	L	at TB					
9/24	W	PIT	0	0	0.0	-	0
9/28		at GB					
10/9		MIN					
10/15		at BAL					
10/22		CAR					
10/29		at NO					
11/12		GB					
11/19		DET					
11/26		at PHI					
12/3		SF					
12/10		at CIN					
12/16		at DET					
12/24		CLE					
12/31		at MIN					
<b>Totals</b>			<b>0</b>	<b>0</b>	<b>0.0</b>	<b>-</b>	<b>0</b>


### MARKUS WHEATON'S NFL STATISTICS

#### REGULAR SEASON

Year	Team	GP-GS	Rec	Yds	Avg	Lg	TD	Rush	Yds	Avg	Lg	TD	STT
2013	Pittsburgh	12-1	6	64	10.7	21	0	0	0	0.0	-	0	0
2014	Pittsburgh	16-11	53	644	12.2	47t	2	4	19	4.8	12	0	0
2015	Pittsburgh	16-8	44	749	17.0	72t	5	0	0	0.0	-	0	0
2016	Pittsburgh	3-2	4	51	12.8	30t	1	0	0	0.0	-	0	0
2017	Chicago	1-0	0	0	0.0	-	0	0	0	0.0	-	0	0
<b>NFL totals</b>		<b>48-22</b>	<b>107</b>	<b>1,508</b>	<b>14.1</b>	<b>72t</b>	<b>8</b>	<b>4</b>	<b>19</b>	<b>4.8</b>	<b>12</b>	<b>0</b>	<b>0</b>

#### SEASON / CAREER / PLAYOFF HIGHS

	2017	Career	Playoff
Receptions.....	None	9, at SEA (11/29/15).....	None
Receiving Yards.....	None	201, at SEA (11/29/15).....	None
Longest Reception.....	None	72t, at SD (10/12/15).....	None
Receiving TDs.....	None	1, eight times.....	None



# 11 KEVIN WHITE

**Ht:** 6-3**Wt:** 216**Age:** 25**College:** West Virginia**Bears Season:** 3**NFL Season:** 3**Acquired:** 1st round of the 2015 draft (7th overall)

## WIDE RECEIVER

**PRO CAREER:** Started five games in three NFL seasons, catching 21 passes for 193 yards (9.2 avg) ... rushed one time for 9 yards ... spent rookie season on the PUP list.

**2017 SEASON:** Placed on IR after sustaining an injury in Week one vs. Atlanta ... started in Game 1, catching two passes for six yards.

**PREVIOUS SEASONS: 2016:** Started the first four games of the season before being placed on Injured Reserve, tallying 19 receptions for 187 yards (9.8 avg) ... rushed once for 9 yards (9.0 avg). **2015:** Spent entire rookie season on the PUP list.

### 2017 CHICAGO BEARS

Date	W/L	Opp.	Rec	Yds	Avg	Long	TD	
9/10*	L	ATL	2	6	3.0	6	0	
9/17	L	at TB	INJURED RESERVE					
9/24	W	PIT	INJURED RESERVE					
9/28		at GB						
10/9		MIN						
10/15		at BAL						
10/22		CAR						
10/29		at NO						
11/12		GB						
11/19		DET						
11/26		at PHI						
12/3		SF						
12/10		at CIN						
12/16		at DET						
12/24		CLE						
12/31		at MIN						
<b>Totals</b>	<b>0-1</b>		<b>2</b>	<b>6</b>	<b>3.0</b>	<b>-</b>	<b>0</b>	

### KEVIN WHITE'S NFL STATISTICS

#### REGULAR SEASON

Year	Team	GP-GS	Rec	Yds	Avg	Lg	TD	Rush	Yds	Avg	Lg	TD	STT
2016	Chicago	4-4	19	187	9.8	32	0	1	9	9.0	9	0	0
2017	Chicago	1-1	2	6	3.0	6	0	0	0	0.0	-	0	0
<b>Totals</b>		<b>5-5</b>	<b>21</b>	<b>193</b>	<b>9.2</b>	<b>32</b>	<b>0</b>	<b>1</b>	<b>9</b>	<b>9.0</b>	<b>0</b>	<b>0</b>	<b>0</b>

#### SEASON / CAREER / PLAYOFF HIGHS

	2017	Career	Playoff
Receptions.....	2, vs. ATL (9/10) .....	6, twice .....	None
Receiving Yards.....	6, vs. ATL (9/10) .....	62, at DAL (9/25) .....	None
Longest Reception.....	6, vs. ATL (9/10) .....	32, at DAL (9/25) .....	None
Receiving TDs.....	None .....	None .....	None



# 65 CODY WHITEHAIR

**Ht:** 6-4

**Age:** 25

**Bears Season:** 2

**Acquired:** 2nd round of the 2016 NFL draft (56th overall)

**Wt:** 310

**College:** Kansas State

**NFL Season:** 2

## OFFENSIVE LINE

**PRO CAREER:** Enters second NFL season and has started all 19 games at center for the Chicago Bears ... paved the way for rookie Jordan Howard to 1,313 rushing yards (2nd in NFL) ... helped the Bears to the third most passing yards (gross and net) in franchise history.

2017 SEASON: Started three games; 2 at C, 1 at LG.

**HONORS AND AWARDS:** 2016: PFWA All-Rookie Team

**2016 SEASON:** Started all 16 games as a rookie for the Chicago Bears ... paved the way for rookie Jordan Howard to 1,313 rushing yards (2nd in NFL) ... helped the Bears to the third most passing yards (gross and net) in franchise history.

### CODY WHITEHAIR'S NFL STATISTICS

**REGULAR SEASON**

**GAMES PLAYED-STARTED - 19-19:** 2016 CHI (16-16); 2017 CHI (3-3).



# 13 KENDALL WRIGHT

**Ht:** 5-10      **Wt:** 191  
**Age:** 28      **College:** Baylor  
**Bears Season:** 1      **NFL Season:** 6  
**Acquired:** Unrestricted free agent in 2017 (TEN)

## WIDE RECEIVER

**PRO CAREER:** In his sixth NFL season, has appeared in 69 games (41 starts) hauling in 290 receptions for 3,347 yards (11.5 avg) and 18 touchdowns with the Tennessee Titans (2012-16) and Chicago Bears (2017)... Carried the ball 11 times for 90 yards (8.2 avg)... Made his NFL debut September 9, 2012 vs. New England... Recorded his first 1,000 yard receiving season in 2013 under Bears offensive coordinator Dowell Loggains... Tallied 5 career 100+ yard receiving games in his NFL career... Set career-high in yards (1,079) and receptions (94) in 2013.

**2017 SEASON:** Played as a reserve in three games, catching 10 passes for 103 yards (10.3 avg).

**PREVIOUS SEASONS: 2016:** Played 11 games with 4 starts, recording 29 receptions for 416 yards (14.3 avg) and 3 touchdowns ... 48-yard touchdown reception vs. Cleveland (10/16) was the second longest of his career. **2015:** Appeared in 10 contests with 9 starts, hauling in 36 passes for 408 yards (11.3 avg) and 3 touchdowns ... his 52-yard touchdown reception at Tampa Bay (9/13) was the longest of his career. **2014:** Appeared in 14 contests with 11 starts hauling in 57 passes for 715 yards (12.5 avg) and 6 touchdowns. **2013:** Played in all 16 games with 12 starts ... tallied 94 receptions for 1,079 yards (11.5 avg), both career-highs. **2012:** Played in 15 games with five starts as a rookie, hauling in 64 passes for 626 yards (9.8 avg) and 4 touchdowns.

### 2017 CHICAGO BEARS

Date	W/L	Opp.	Rec	Yds	Avg	Long	TD
9/10	L	ATL	3	34	11.3	16	0
9/17	L	at TB	7	69	9.9	18	0
9/24	W	PIT	0	0	0.0	-	0
9/28		at GB					
10/9		MIN					
10/15		at BAL					
10/22		CAR					
10/29		at NO					
11/12		GB					
11/19		DET					
11/26		at PHI					
12/3		SF					
12/10		at CIN					
12/16		at DET					
12/24		CLE					
12/31		at MIN					
<b>Totals</b>	<b>0-0</b>		<b>10</b>	<b>103</b>	<b>10.3</b>	<b>18</b>	<b>0</b>

### KENDALL WRIGHT'S NFL STATISTICS

#### REGULAR SEASON

Year	Team	GP-GS	Rec	Yds	Avg	Lg	TD	Rush	Yds	Avg	Lg	TD
2012	Tennessee	15-5	64	626	9.8	38	4	1	4	4.0	4	0
2013	Tennessee	16-12	94	1,079	11.5	45	2	0	0	-	-	0
2014	Tennessee	14-11	57	715	12.5	48	6	4	54	13.5	38	0
2015	Tennessee	10-9	36	408	11.3	52t	3	5	17	3.4	13	0
2016	Tennessee	11-4	29	416	14.3	48t	3	1	15	15.0	15	0
2017	Chicago	3-0	10	102	10.3	18	0	0	0	0.0	-	0
<b>NFL totals</b>		<b>69-41</b>	<b>290</b>	<b>3,347</b>	<b>11.5</b>	<b>52t</b>	<b>18</b>	<b>11</b>	<b>90</b>	<b>8.2</b>	<b>38</b>	<b>0</b>

#### SEASON / CAREER / PLAYOFF HIGHS

	2017	Career	Playoff
Receptions.....	7, at TB (9/17)	12, vs. ARI (12/15/13)	None
Receiving Yards.....	69, at TB (9/17)	150, vs. ARI (12/15/13)	None
Longest Reception.....	18, at TB (9/17)	52t, at TB (9/13/15)	None
Receiving TDs.....	None	2, vs. CLE (10/5/14)	None





# 97 WILLIE YOUNG

**Ht:** 6-4

**Wt:** 258

**Age:** 32

**College:** North Carolina State

**Bears Season:** 4

**NFL Season:** 8

**Acquired:** Unrestricted free agent in 2014 (DET)

## LINEBACKER

**PRO CAREER:** Enters eighth NFL season, recording 238 tackles, 32 sacks, 1 interception, 15 pass breakups, 31 TFLs, 2 forced fumble and 2 fumble recoveries in 95 career games, including 44 starts, with the Detroit Lions (2010-13) and Chicago Bears (2014-17)... Has recorded 24 sacks in his three seasons as a Bear after recording only 6 during his four seasons in Detroit (2010-13)... 24 sacks over the past three seasons leads the Bears... 10 sacks in 2014 were second most by a Bears player in their first season with the team since sacks became an official stat in 1982 behind Mark Anderson's 12 in 2006... Set a career-high for sacks in a game with 3 at IND (10/9/17).

**2017 SEASON:** Appeared in three games (one start), recording 5 tackles, 2 sacks and 2 TFLs.

**PREVIOUS SEASONS: 2016:** Appeared in 16 games with 12 starts (Games 1-2 & 7-16) recording 59 tackles, 7.5 sacks, 3 TFLs, 2 pass breakups and 1 forced fumble... 7.5 sacks led the team... Recorded a career-high 3 sacks at IND (10/9). **2015:** Appeared in 15 contests (Games 1-2 & 4-16) including 8 starts (Games 5-6, 8-9, 11, 13 & 15-16), collecting 47 tackles, 6.5 sacks (second on the team), 1 interception, 12 TFLs (team-high) and 3 pass breakups... Made first career interception in Game 9 at St. Louis... Became 1-of-3 Bears players with a sack in 5- straight games (Games 9-14) along with Brian Urlacher (2000) and Steve McMichael (1983 & 1991) since sacks became an official NFL statistic in 1982... Inactive Game 3. **2014:** Saw action in 15 games with 8 starts ... made 55 tackles – including 10 sacks and 3 TFLs – his first career forced fumble, 3 pass breakups and 13 QB pressures... His 10 sacks were tied for 15th in the NFL and led the Bears... Had 6 sacks total in the previous 4 NFL seasons (2010-13) with Detroit entering 2014... Finished 2nd in tackles (55), tied for 2nd in PBUs (3), and 3rd in TFLs (3) amongst Bears defensive linemen... Also blocked a field goal on special teams (Week 4 vs. Green Bay)... Placed on injured reserve on December 23 due to an Achilles injury, causing him to miss the season finale. **2013:** Started 15-of-16 games collecting, 47 tackles, 3 sacks, 5 PBUs, 7 TFLs and 2 FRs. Set career-highs in tackles, PBUs, TFLs, and FRs, and tied his career-high in sacks... His 5 PBUs ranked tied for 8th in the NFL amongst defensive linemen. **2012:** Appeared in 16 contests collecting 11 tackles, 1 PBU and 1 TFL. **2011:** In 14 games, notched 14 tackles, 3 sacks, 1 PBU and 3 TFLs. **2010:** Saw action in 2 games as a rookie.

### 2017 CHICAGO BEARS

Date	W/L	Opponent	Tkls-S	Sk-YL	INT-Yds	PD	FF	FR	TFL
9/10*	L	ATL	1-1	0-0	0-0	0	0	0	0
9/17	L	at TB	2-2	1-5	0-0	0	0	0	1
9/24	W	PIT	2-1	1-8	0-0	0	0	0	1
9/28		at GB							
10/9		MIN							
10/15		at BAL							
10/22		CAR							
10/29		at NO							
11/12		GB							
11/19		DET							
11/26		at PHI							
12/3		SF							
12/10		at CIN							
12/16		at DET							
12/24		CLE							
12/31		at MIN							
<b>Totals</b>	<b>0-1</b>		<b>5-4</b>	<b>2-13</b>	<b>0-0</b>	<b>0</b>	<b>0</b>	<b>0</b>	<b>2</b>

\*Denotes Game Started



## WILLIE YOUNG'S NFL STATISTICS

## REGULAR SEASON

Year	Team	GP	GS	Tackles					Interceptions					Fumbles			Misc.			
				Tot	S	A	Sk	Yds	No	Yds	Lg	TD	PD	FF	FR	Yds	TFL	STT		
2010	Detroit	2	0	0	0	0	0.0	0.0	0	0	-	0	0	0	0	0	0	0	0.0	0
2011	Detroit	14	0	14	9	5	3.0	19.0	0	0	-	0	1	0	0	0	0	0	3.0	0
2012	Detroit	16	0	11	7	4	0.0	0.0	0	0	-	0	1	0	0	0	0	0	1.0	0
2013	Detroit	16	15	47	29	18	3.0	20.0	0	0	-	0	5	0	2	0	0	7.0	0	
2014	Chicago	15	8	55	36	19	10.0	65.0	0	0	-	0	3	1	0	0	0	3.0	0	
2015	Chicago	15	8	47	31	16	6.5	50.0	1	39	39	0	3	0	0	0	0	12.0	0	
2016	Chicago	16	12	59	36	23	7.5	43.0	0	0	-	0	2	1	0	0	0	3.0	0	
2017	Chicago	3	2	5	4	1	2.0	13.0	0	0	-	0	0	0	0	0	0	2.0	0	
<b>Bears totals</b>		<b>49</b>	<b>30</b>	<b>166</b>	<b>107</b>	<b>59</b>	<b>26</b>	<b>171.0</b>	<b>1</b>	<b>39</b>	<b>39</b>	<b>0</b>	<b>8</b>	<b>2</b>	<b>0</b>	<b>0</b>	<b>0</b>	<b>20.0</b>	<b>0</b>	
<b>NFL totals</b>		<b>97</b>	<b>45</b>	<b>238</b>	<b>152</b>	<b>86</b>	<b>32</b>	<b>210.0</b>	<b>1</b>	<b>39</b>	<b>39</b>	<b>0</b>	<b>15</b>	<b>2</b>	<b>2</b>	<b>0</b>	<b>0</b>	<b>31.0</b>	<b>0</b>	

## POSTSEASON

Year	Team	GP	GS	Tackles					Interceptions					Fumbles			Misc.			
				Tot	S	A	Sk	Yds	No	Yds	Lg	TD	PD	FF	FR	Yds	TFL	STT		
2011	Detroit	1	0	2	1	1	1.0	1.0	0	0	-	0	0	1	0	0	0	0	0	0

## SEASON / CAREER / PLAYOFF HIGHS

	2017	Career	Playoff
<b>Tackles</b> .....	2, twice .....	8, three times.....	2, at NO (1/7/12)
<b>Solos</b> .....	1, twice .....	7, vs. PHI (9/19) .....	1, at NO (1/7/12)
<b>Sacks</b> .....	1, twice .....	3, at IND (10/9).....	1, at NO (1/7/12)