



NEWS RELEASE

January 9, 2017

Seahawks Advance to Divisional Round for the Sixth Time in Last Seven Seasons; Head to Atlanta



Seahawks at Falcons
Saturday, January 14
1:35 p.m. (PT), FOX
Georgia Dome



2016 Schedule

Preseason (3-1)

Day	Date	Opponent	Time (PT)	TV
Sat.	8/13	at Kansas City	W	17-16
Thu.	8/18	Minnesota	L	18-11
Thu.	8/25	Dallas	W	27-17
Thu.	9/1	at Oakland	W	23-21

Regular Season (10-5-1)

Day	Date	Opponent	Time (PT)	TV
Sun.	9/11	Miami	W	12-10
Sun.	9/18	at Los Angeles	L	9-3
Sun.	9/25	San Francisco	W	37-18
Sun.	10/2	at N.Y. Jets	W	27-17
Sun.	10/9	Bye Week		
Sun.	10/16	Atlanta	W	26-24
Sun.	10/23	at Arizona	T (ot)	6-6
Sun.	10/30	at New Orleans	L	25-20
Mon.	11/7	Buffalo	W	31-25
Sun.	11/13	at New England	W	31-24
Sun.	11/20	Philadelphia	W	26-15
Sun.	11/27	at Tampa Bay	L	14-5
Sun.	12/4	Carolina	W	40-7
Sun.	12/11	at Green Bay	L	38-10
Thu.	12/15	Los Angeles	W	24-3
Sat.	12/24	Arizona	L	34-31
Sun.	1/1/17	at San Francisco	W	25-23

Postseason (1-0)

Sat.	1/7	Detroit	W	26-6
Sat.	1/14	at Atlanta	1:35 p.m.	FOX

Table of Contents

Page	Note
2	Season Recap
3	Series vs. Atlanta
4-5	Seahawks in Postseason
6-8	Team Notes
9	Seahawks in Prime Time
10-11	Team Notes
12-14	Russell Wilson
15-18	Player Notes (by jersey number)
18	Special Teams Notes
19	Pete Carroll
20	Paul Allen's 20th Season as Chairman
21	Kenny Easley for Pro Football Hall of Fame
22-25	Statistics
26-30	Transactions, Participation Chart, How Built
31-33	Rosters, Depth Chart, Pronunciation Guide

This is the 11th time in the last 14 seasons that Seattle has qualified for the postseason, fifth season in a row and sixth time in Pete Carroll's seven seasons as head coach, each time advancing to at least the divisional round under Carroll.

The Seahawks are 16-14 all-time in the postseason and hold a 12-2 home record, 3-10 road record and a 1-2 Super Bowl record.

Seattle is 20-13-1 on the road since 2013, including playoffs.

Broadcast Information

Television	FOX (channel 13 in Seattle)	Kevin Burkhardt (play-by-play) John Lynch (analyst) Pam Oliver (sidelines) Peter Schrager (sidelines)
National Radio	Westwood One	Kevin Kugler (play-by-play) James Lofton (analyst) Derek Rackley (sidelines)
Local Radio	710 ESPN Seattle KIRO Radio 97.3	Steve Raible (play-by-play) Warren Moon (analyst) Jen Mueller (sidelines)

This Week's Schedule

Tuesday, January 10

9:50 a.m.	Falcons player conference call
10:00 a.m.	Falcons Head Coach Dan Quinn conference call
12:25 p.m.	Head Coach Pete Carroll press conference
12:40 p.m.	Selected players at podium; open locker room
1:45 p.m.	Practice*
	OC Darrell Bevell, coaches available after practice

Wednesday, January 11

12:30 p.m.	QB Russell Wilson available
12:45 p.m.	Selected players at podium; open locker room
1:45 p.m.	Practice*
	DC Kris Richard, coaches available after practice

Thursday, January 12

12:30 p.m.	Practice* & Travel Day
2:00 p.m.	Coach Carroll available; no player availability

Friday, January 13

No media availability

Saturday, January 14

1:35 p.m.	Seahawks at Falcons Georgia Dome
-----------	-------------------------------------

Sunday, January 15

TBD

*Local TV cameras may shoot the first 5-10 minutes of practice

Regular Season Recap



Team

- * Seattle has advanced to the divisional round for the sixth time in Pete Carroll's seven years as coach.
- * Since 2010, Seattle has made the playoffs six times, including five consecutive seasons, and won four NFC West titles.
- * Seattle won its 10th division title this season.
- * Following four-consecutive seasons leading the NFL in scoring defense, Seattle finished third this season (18.3 ppg).
- * Seattle's 85.0 opponent passer rating ranks third in the NFC (9th NFL).

Pete Carroll

- * With the win vs. Philadelphia (11/20), became the 39th head coach in NFL history to reach 100 regular season wins.

Cliff Avril - Houses for Haiti

- * With every sack recorded, he is donating money to New Story Charity to build a house in Haiti for the communities that were affected by Hurricane Matthew.
- * Set career-high with 11.5 sacks in the regular season.
- * Finished tied for second in the NFL with 26 quarterback hits.

Doug Baldwin

- * Tied (Bobby Engram) for the single-season franchise mark with a career-high 94 receptions (5th NFC, 7th NFL).
- * Set career-high with 1,128 yards this year (7th NFC, 11th NFL).
- * Set career-highs with 13 receptions and 171 yards vs. Arizona (12/24).
- * Became the fifth-player in club history to record back-to-back 1,000-yard seasons.

Back-to-Back 1,000-Yard Seasons, Club History

Doug Baldwin	2015-16
Darrell Jackson	2003-04
Joey Galloway	1997-98
Brian Blades	1994-95
Steve Largent	1978-81, 1983-86

- * Ranks sixth on Seattle's all-time receptions list with 368.
- * Ranks fourth on Seattle's all-time receiving yards list with 4,954.
- * Ranks fourth on Seattle's all-time receiving touchdowns list with 36.
- * Ranks ninth on Seattle's all-time total touchdowns list with 36.

Michael Bennett

- * Ranks tenth on Seattle's all-time sacks list with 30.5.

Steven Hauschka

- * Has made at least one field goal in 19 straight games, extending his franchise-record.
- * His 175 field goals made for Seattle are a franchise-record.
- * With his points at San Francisco (1/1), he has scored in 94 consecutive games, a franchise-record.

Richard Sherman

- * Tied for sixth in the NFC (T11th NFL) with four interceptions.

Bobby Wagner

- * Led the NFL and set the franchise single-season mark with a career-high 167 tackles (85 solo).
- * With 15 tackles vs. Philadelphia (11/20), became the the first player in Seattle history to record 100-tackles in five consecutive seasons.
- * Posted 10 double-digit tackle performances this season.

Russell Wilson

- * Set career-highs in attempts (514), completions (334) and yards (4,219) this season.
- * Since becoming a Day 1 starter his rookie season, and not missing a start, Wilson became the fastest quarterback to win 50 games in NFL history.
- * Tied (Matt Ryan) for the most wins by a quarterback in his first five seasons with 56 wins.

Most Wins in a QB's First Five Seasons

Russell Wilson, Sea	56
Matt Ryan, Atl	56
Joe Flacco, Bal	54
Ben Roethlisberger, Pit	51
Andy Dalton, Cin	50
Tom Brady, NE	48
Dan Marino, Mia	48

- * Facing Arizona (12/24), threw for 350 yards with four touchdowns and no interceptions, giving him 28 games with multiple touchdown passes and no interceptions, the most by a player in his first five seasons in NFL history.
- * With a start this Saturday, he will have started every game played with 92 (80 regular season, 12 postseason).
- * Facing San Francisco (9/24), passed Jim Zorn for third-place on Seattle's all-time touchdown passes list (currently has 127).
- * Ranks eighth on Seattle's all-time rushing yards list with 2,689 yards.

K.J. Wright

- * Set career-highs with 126 tackles (72 solo) and 4.0 sacks this season.
- * Has posted 100-plus tackles in each of the last three seasons.

Series vs. Atlanta



Seahawks lead 10-6

November 7, 1976	W		30-13	57,985
October 29, 1979	W	@	31-28	52,566
October 13, 1985	W		30-26	60,430
October 2, 1988	W	@	31-20	28,619
December 15, 1991	L	@	26-13	53,834
November 30, 1997	L		24-17	52,584
December 3, 2000	W	@	30-10	44,680
December 15, 2002	W	@	30-24 ot	69,551
January 2, 2005	W		28-26	66,740
September 18, 2005	W		21-18	66,030
December 30, 2007	L	@	44-41	64,925
December 19, 2010	L		34-18	67,101
October 2, 2011	L		30-28	66,266
November 10, 2013	W	@	33-10	70,309
October 16, 2016	W		26-24	69,071
Postseason				
January 13, 2013	L	@	30-28	70,366

Record in Seattle

Kingdome	2-1
CenturyLink Field	3-2

Record at Atlanta

Fulton-County Stadium	2-1
Georgia Dome	3-2

Current Streaks

Seattle has won two in a row

Longest Win Streaks

Seahawks	4, 1976-1988 & 2000-05
Falcons	3, 2007-11

Last Game Played in...

Seattle	Seahawks 26, Falcons 24 (10/16/16)
Atlanta	Seahawks 33, Falcons 10 (11/10/13)

Total Points in Series

Seahawks	435 (27.2)
Falcons	387 (24.2)

Largest Margin of Victory

Seahawks	23 points, 33-10 (11/10/13)
Falcons	16 points, 34-18 (12/19/10)

Combined Points

Highest	85 (Falcons win 44-41 on 12/30/07)
Lowest	39 twice (last: Sea win 21-18 on 9/18/05)

Shutouts

Seahawks	None
Falcons	None

Pete Carroll vs. Falcons (Regular Season)

With Seattle	2-2
With New England	0-1
With N.Y. Jets	0-0
Playoffs	0-1

Dan Quinn vs. Seahawks (Regular Season)

With Atlanta	0-1
Playoffs	0-0

Head-to-Head Comparison

2016 Regular Season

	Seahawks	Falcons
Record	10-5-1	11-5
Total Yards Gained	5,715	6,653
Total Offense (NFL Rank)	357.2 (12)	415.8 (2)
Rush Offense	99.4 (25)	120.5 (5)
Pass Offense	257.8 (10)	295.3 (3)
Points Per Game	22.1 (T18)	33.8 (1)
Total Yards Allowed	5,099	5,939
Total Defense	318.7 (5)	371.2 (25)
Rush Defense	92.9 (7)	104.5 (17)
Pass Defense	225.8 (8)	266.7 (28)
Points Allowed/Game	18.3 (3)	25.4 (27)
Possession Avg.	29:36	30:11
Sacked/Yds. Lost	42/298	37/235
Sacks Made/Yds. Lost	42/272	34/228
Interceptions By	11	12
Penalties/Yds.	117/970	104/847
Punts/Avg.	72/43.4	48/46.7
Turnover Differential	+1 (16)	+11 (T4)

2016 Stat Leaders

	Seahawks	Falcons
Rushing	Thomas Rawls 349 (109-3.2-3)	Devonta Freeman 1,079 (227-4.8-11)
Passing	Russell Wilson 4,219 (546-353-21-11-92.6)	Matt Ryan 4,944 (534-373-38-7-117.1)
Receiving	Doug Baldwin 1,128 (94-12.0-7)	Julio Jones 1,409 (83-17.0-6)
Scoring (Non kicker)	Doug Baldwin 42	Devonta Freeman 78
Sacks	Cliff Avril 11.5	Vic Beasley 15.5
Int.	Richard Sherman 4	Deion Jones 3
Punting	Jon Ryan 44.0/39.3 net (26 In20)	Matt Bosher 46.8/41.6 net (21 In20)
Kicking	Steven Hauschka 128 (33/37 FG, 29/35 PAT)	Matt Bryant 158 (34/37 FG, 56/57 PAT)

Top Single-Game Performances

	Seahawks	Falcons
Rushing	Marshawn Lynch 24-145-6.0-1 11/10/13	Gerald Riggs 23-139-6.0-0 10/13/85
Passing	Dave Krieg 51-33-405-4-1 10/13/85	Matt Ryan 42-27-335-3-1 10/16/16
Receiving	Koren Robinson 9-143-15.9-0 12/15/02	Julio Jones 7-139-19.9-1 10/16/16

Seahawks in the Postseason



16-14 Postseason Record

1983 AFC Wild Card	12/24/83	Denver	W	31-7
1983 AFC Divisional	12/31/83	at Miami	W	27-20
1983 AFC Champ.	1/8/84	at L.A. Raiders	L	30-14
1984 AFC Wild Card	12/22/84	L.A. Raiders	W	13-7
1984 AFC Divisional	12/29/84	at Miami	L	31-10
1987 AFC Wild Card	1/3/88	at Houston	L	23-20 ot
1988 AFC Divisional	12/31/88	at Cincinnati	L	21-13
1999 AFC Wild Card	1/9/00	Miami	L	20-17
2003 NFC Wild Card	1/4/04	at Green Bay	L	33-27 ot
2004 NFC Wild Card	1/8/05	St. Louis	L	27-20
2005 NFC Divisional	1/14/06	Washington	W	20-10
2005 NFC Champ.	1/22/06	Carolina	W	34-14
Super Bowl XL	2/5/06	Pittsburgh	L	21-10
2006 NFC Wild Card	1/6/07	Dallas	W	21-20
2006 NFC Divisional	1/14/07	at Chicago	L	27-24 ot
2007 NFC Wild Card	1/5/08	Washington	W	35-14
2007 NFC Divisional	1/12/08	at Green Bay	L	42-20
2010 NFC Wild Card	1/8/11	New Orleans	W	41-36
2010 NFC Divisional	1/16/11	at Chicago	L	35-24
2012 NFC Wild Card	1/6/13	at Washington	W	24-14
2012 NFC Divisional	1/13/13	at Atlanta	L	30-28
2013 NFC Divisional	1/11/14	New Orleans	W	23-15
2013 NFC Champ.	1/19/14	San Francisco	W	23-17
Super Bowl XLVIII	2/2/14	Denver	W	43-8
2014 NFC Divisional	1/10/15	Carolina	W	31-17
2014 NFC Champ.	1/18/15	Green Bay	W	28-22 ot
Super Bowl XLIX	2/1/15	New England	L	28-24
2015 Wild Card	1/10/16	at Minnesota	W	10-9
2015 Divisional	1/17/16	at Carolina	L	31-24
2016 Wild Card	1/7/17	Detroit	W	26-6

#3
Russell Wilson

95.9 Postseason Passer Rating

Russell Wilson's 95.9 postseason passer rating is the fifth-highest in NFL history.

He is 8-3 in the postseason and is 5-0 at home, completing 77 of 124 passes (62.1%) for 1,019 yards with seven touchdowns and four interceptions for a 93.4 passer rating in those games.

Highest Postseason Passer Rating, NFL History (min. 8 games played)

Player	Rating
Bart Starr	104.8
Kurt Warner	102.8
Drew Brees, NO	100.7
Aaron Rodgers, GB	100.3
Russell Wilson, Sea	95.9
Joe Montana	95.6

64 Wins in Five Seasons

Russell Wilson's 64 combined wins (regular season & postseason) are the most in NFL history in a quarterback's first five seasons.

Playoff Experience

This postseason, Seattle's coaching staff has 389 games of playoff experience combined and 26 Super Bowl rings collectively. Assistant Defensive Line Coach **Dwaine Board (four rings)** is **one of 20 players in NFL history to win a Super Bowl as both a player and a coach.**

Among players, the most seasoned postseason veteran is Jon Ryan (15 games), followed by two players with 13 games played.

In all, the 53-man active roster totals 250 games of playoff experience, with 16 players playing in Super Bowl XLVIII and 20 playing in Super Bowl XLIX.

Coach	Games	Player	Games
Dwaine Board #	43*	CB DeShawn Shead	9*
Sherman Smith	23	TE Luke Willson	8*
Pat McPherson	21	LB Brock Coyle	6*
Darrell Bevell	20	WR Devin Hester	6*
Chad Morton #	20	DT Tony McDaniel	6*
Carl Smith	20	FS Steven Terrell	6*
Pete Carroll	16	T Justin Britt	5*
Pat Ruel	16	T Garry Gilliam	5
Travis Jones	15	TE Jimmy Graham	5
Mondray Gee	14	S Jeron Johnson	5*
Kris Richard #	14	T Bradley Sowell	5
Dave Canales	13	LB Dewey McDonald	4
Chris Carlisle	13	TE Brandon Williams	4
Brian Schneider	13	DE Frank Clark	3
Rocky Seto	13	DT John Jenkins	3
Jamie Yanchar	13	S Kelcie McCray	3
Nick Sorensen #	12	DE Cassius Marsh	3
<i>Lofa Tatupu #</i>	<i>12*</i>	DT Ahtyba Rubin	3
Tom Cable	11	LB Kevin Pierre-Louis	2
Nate Carroll	11	WR Paul Richardson	2
John Glenn	11	WR Kasen Williams	2
Ricky Manning, Jr. #	11*	RB Alex Collins	1
Andre Curtis	9	CB DeAndre Elliott	1
Michael Barrow #	8*	T George Fant	1
<i>Heath Farwell #</i>	<i>8*</i>	G Mark Glowinski	1
Will Harriger	6	C Joey Hunt	1
Brennan Carroll	3	G Germain Ifedi	1
Player	Games	WR Tanner McEvoy	1
P Jon Ryan	15*	RB J.D. McKissic	1
S Kam Chancellor	13*	LS Tyler Ott	1
K Steven Hauschka	13*	RB Thomas Rawls	1
WR Doug Baldwin	11*	FB Marcel Reece	1
WR Jermaine Kearse	11*	DT Jarran Reed	1
CB Jeremy Lane	11*	CB Neiko Thorpe	1
LB Mike Morgan	11*	QB Trevone Boykin	0
CB Richard Sherman	11*	RB Terrence Magee	0
QB Russell Wilson	11*	T Rees Odhiambo	0
LB Bobby Wagner	11*	LB Ronald Powell	0
DE Cliff Avril	10*	RB C.J. Prosise	0
LB K.J. Wright	10*	TE Nick Vannett	0
DE Michael Bennett	9*		

Includes games as a player; * Super Bowl playing experience
Bold = starter; Italics = Played for Seattle in Super Bowl

Seahawks in the Postseason



#3 Russell Wilson

8 Postseason Wins

Wilson's eight postseason wins rank third in NFL history in a quarterback's first five seasons.

He also joined Joe Flacco as the only Super Bowl-era quarterbacks to start a playoff game in each of their first five seasons beginning with their rookie year.

Most Postseason Wins in a QBs First Five Seasons

9	Tom Brady	2000-04
9	Joe Flacco	2008-12
8	Russell Wilson	2012-16
8	Ben Roethlisberger	2004-08

#4 Steven Hauschka

2nd Highest FG % in NFL Playoff History

Steven Hauschka's 94.4% career field goal percentage ranks second in playoff NFL history, with his only miss coming on a 55-yard attempt at Carolina (1/17/16) last postseason.

Highest Field Goal %, Playoff NFL History (min. 10 made)

Player	Pct.	FGM	FGA	Long
Brandon McManus, Den	100.0	10	10	52
Steven Hauschka, Sea	94.4	17	18	49
Martin Gramatica	92.9	13	14	50
Stephen Gostkowski, NE	92.3	24	26	50
Mason Crosby, GB	92.3	24	26	48

17 Playoff Field Goals with Seattle

Steven Hauschka is the franchise-leader in postseason field goals made with 17.

Most Field Goals Made, Postseason Club History

17	Steven Hauschka	2012-
16	Josh Brown	2003-07
8	Norm Johnson	1983-84, 87-88

#31 Kam Chancellor #54 Bobby Wagner

112 Postseason Tackles

First-team AP All-Pro, Pro Bowler and NFL leading tackler Bobby Wagner continued his strong play with 10 tackles vs. Detroit in the Wild Card win.

Most Tackles, Postseason Club History

112	Bobby Wagner	2012-
83	Kam Chancellor	2010, 2012-
82	Earl Thomas	2010, 2012-

#34 Thomas Rawls

161 Rushing Yards on 27 Carries

Thomas Rawls led Seattle with a franchise single-game postseason record 161 yards on 27 carries vs. Detroit (1/7), while also adding one touchdown in the Wild Card victory.

Most Postseason Rushing Yards in a Single-Game, Club History

161	Thomas Rawls	vs. Detroit	1/7/17
157	Marshawn Lynch	vs. Green Bay	1/18/15
140	Marshawn Lynch	vs. New Orleans	1/11/14

Most Postseason Carries in a Single-Game, Club History

34	Shaun Alexander	vs. Carolina	1/22/06
29	Dan Doornink	vs. L.A. Raiders	12/22/84
	Curt Warner	at Miami	12/31/83
28	Marshawn Lynch	vs. New Orleans	1/11/14
27	Thomas Rawls	vs. Detroit	1/7/17

#56 Cliff Avril

6.5 Postseason Sacks

Sack leader Cliff Avril added 2.0 sacks vs. Detroit in the Wild Card game to give him 6.5 in his Seattle career, a franchise-high.

Most Sacks, Postseason Club History

6.5	Cliff Avril	2013-
4.0	Rocky Bernard	2003-07
3.5	Bruce Irvin	2012-15
	Jacob Green	1983-84, 87-88

#89 Doug Baldwin

50 Seahawks Playoff Receptions

Doug Baldwin posted a postseason career-high with 11 receptions for 104 yards and one touchdown vs. Detroit, good for his third-career, and club-record, 100-yard postseason game.

Most Receptions, Postseason Club History

50	Doug Baldwin	2012-
41	Darrell Jackson	2003-06
35	Bobby Engram	2003-07

Most Postseason Receptions in a Single-Game, Club History

12	Darrell Jackson	vs. St. Louis	1/8/05
11	Doug Baldwin	vs. Detroit	1/7/17
	Jermaine Kearse	at Carolina	1/17/16
	John L. Williams	at Cincinnati	12/31/88



122 Consecutive Sell Outs

Since the Seahawks trip to Super Bowl XL, NFC West crowns from 2004-07, 2010, 2013-14 and 2016, a Super Bowl XLVIII championship and Super Bowl XLIX appearance, Seattle's fans do not want to miss out on seeing their team in action. Since 2003, all but one game has sold out, giving the team 122 consecutive sell outs following divisional playoff weekend, including playoffs.

Fans set the CenturyLink Field attendance record (69,190) in Week 11 vs. Philadelphia (11/20).

For the third-consecutive year, Seattle posted at least a 99.5% season ticket renewal rate while selling all 61,000 available season tickets.

Training Camp presented by Safeway practices open to the public also sold out. In all, more than 34,000 fans attended the team's 12 open camp sessions.

155 False Starts at Home

Armed with the loudest fans in the NFL, CenturyLink Field and the 12s lead the NFL with 155 false start penalties since the 2005 season.

Opponent False Start Penalties at Home (2005-current)

	Games	Penalties	Average
Seattle Seahawks	96	155	1.61
Arizona Cardinals	88	147	1.67
Philadelphia Eagles	96	144	1.50
Detroit Lions	96	140	1.46
Houston Texans	96	137	1.43

85-35 NFC Home Record Since 2002

One thing that has been a constant from the early days of the Kingdom through the championship years of CenturyLink Field is that the 12s have given that extra edge to the Seahawks when playing in the Puget Sound.

Seattle has the NFC's second-best home winning percentage since moving to the NFC in 2002 with an 85-35 record, and is one of two teams with 80-plus wins during that span.

NFC Best Home Record Since 2002

Team	Record	Pct.
Green Bay	85-34-1	.713
Seattle	85-35	.708
Minnesota	76-44	.633
Atlanta	72-48	.600
Arizona	71-48-1	.596
Philadelphia	71-49	.592
Dallas	69-51	.575
Carolina	68-52	.567
New Orleans	68-52	.567
Chicago	65-55	.542

1,568 Roster Transactions Since 2010; 27 Undrafted Players on 53-Man Roster

Since forming their relationship in 2010, General Manager John Schneider and Pete Carroll have put together the NFL's most competitive, deep and talented roster over the last seven seasons. Always competing to uncover players that fit the team's mindset, Seattle has made roughly 1,568 roster moves since 2010.

As a result of the numerous transactions, **Seattle has had 179 players play at least one NFL game, and 115 play at least 10 games** after being released, traded or un-signed after their time with Seattle since 2010.

Of the 53 players on Seattle's roster, 27 originally entered the league as undrafted free agents (15 with Seattle) and the remaining 26 were drafted (one in the first-round, six in the second-round, seven in the third-round, four in the fourth-round, five in the fifth-round, and three in the sixth-round), including 20 drafted by Seattle (exceptions: Avril, Graham, Hester, Jenkins, Powell, Rubin).

Teams with the Most Undrafted Players

Seattle	27
Carolina	23
Indianapolis	22
Jacksonville	22
N.Y. Jets	21
San Diego	21
Tampa Bay	21
Chicago	20
Houston	20
New Orleans	20

10th-Youngest NFL Roster

The Seahawks ended the regular season with the 10th-youngest NFL roster after finishing last season as the 18th-youngest (26 years, 340 days).

Youngest NFL Rosters

Team	Years	Days
Cleveland	25	251
Los Angeles	25	278
N.Y. Jets	26	5
Jacksonville	26	29
Denver	26	45
Kansas City	26	45
Green Bay	26	61
Chicago	26	109
Tampa Bay	26	114
Seattle	26	186



NFL-Record 95 Straight Games of Not Losing by More than 10 Points Ends

Seattle's NFL-record streak of not losing by more than 10 points in 85 regular season games (95 games including playoffs) ended at Green Bay (12/11).

The Seahawks largest defeat from Week 9 (11/6/11) of 2011 two Week 2 of 2015 was a 10-point loss at Green Bay (9/20/15), a span of 57 games (65 including playoffs).

Largest Defeats Since Week 9 of 2011

Deficit	Score	Opponent	Date
28	38-10	at Green Bay	12/11/16
10	27-17	at Green Bay	9/20/15
9	14-5	at Tampa Bay	11/27/16
9	30-21	at San Diego	9/14/14
7*	31-24	at Carolina	1/17/16
7	39-32	vs. Arizona	11/15/15
7	30-23	vs. Dallas	10/12/14
7	17-10	vs. Arizona	12/22/13
7	13-6	at San Francisco	10/18/12

* NFC Divisional Playoff

61-26-1 Record in Last 88 Games

Seattle has compiled a 61-26-1 record since the final half of the 2011 regular season and in those 26 losses, the average margin of victory for the opponent has been 6.0 points (156 points).

NFL-Record 98 Straight Games Within One Score in the 4th Quarter Ends

Seattle's NFL-record streak of 88 regular season games (98 games including playoffs) where it has led or been within one score in the fourth quarter came to an end at Tampa Bay (11/27).

The previous time the Seahawks were not in the lead or within a score in the fourth quarter was at Pittsburgh (9/18/11), a 24-0 loss.

Seattle's NFL-record of holding a lead at some point in 62 straight games was snapped vs. St. Louis (12/27/15) last season.

4-Straight Seasons Leading NFL in Scoring Defense Ends

Seattle ranked third in the NFL in scoring defense (18.3 ppg).

Seattle led the NFL in scoring defense for four consecutive seasons (2012-15), becoming the first defense in the Super Bowl era to accomplish that feat.

Cleveland led the league in scoring defense for a record five-straight seasons from 1953-57 in 12-game seasons.

Leading the NFL in Fewest Points Allowed for Four Straight Seasons, NFL History

Years	Team	PPG Avgs.
1953-57*	Cleveland Browns	13.5, 13.5, 18.2, 14.8, 14.3
2012-15	Seattle Seahawks	15.3, 14.4, 15.9, 17.3

* 12-game seasons

Defensive Consistency from 2012-15; Top-5 Offense in 2015

Following four seasons of leading the NFL in scoring defense, Seattle finished 2016 with the third-ranked scoring defense (18.3). The Seahawks also finished in the top-five in total defense for the fifth-consecutive season during an era of unprecedented scoring and yardage numbers in NFL history.

Seattle also won 10 or more games for the fifth-consecutive season.

Seahawks	2012	2013	2014	2015	2016
Record	11-5	13-3	12-4	10-6	10-5-1
Total Yards Gained	5,610	5,424	6,012	6,058	5,715
Total Offense (NFL Rank)	350.6 (17)	339.0 (17)	375.8 (9)	378.6 (4)	357.2 (12)
Rush Offense	161.2 (3)	136.8 (4)	172.6 (1)	141.8 (3)	99.4 (25)
Pass Offense	189.4 (27)	202.3 (26)	203.1 (27)	236.9 (20)	257.8 (10)
Points Per Game	25.8 (9)	26.1 (T8)	24.6 (10)	26.4 (T4)	22.1 (T18)
Total Yards Allowed	4,899	4,378	4,274	4,668	5,099
Total Defense	306.2 (4)	273.6 (1)	267.1 (1)	291.8 (2)	318.7 (5)
Rush Defense	103.1 (10)	101.6 (T7)	81.5 (3)	81.5 (1)	92.9 (7)
Pass Defense	203.1 (6)	172.0 (1)	185.6 (1)	210.3 (2)	225.8 (8)
Points Allowed/Game	15.3 (1)	14.4 (1)	15.9 (1)	17.3 (1)	18.3 (3)
Possession Avg.	31:36	29:57	32:11	31:40	29:36
Sacked/Yds. Lost	33/203	44/272	42/242	46/271	42/298
Sacks Made/Yds. Lost	36/247	44/298	37/234	37/255	42/272
Interceptions By	18	28	13	14	11
Penalties/Yds.	110/890	128/1,183	130/1,009	117/1,007	117/970
Punts/Avg.	65/45.6	76/41.6	62/43.4	68/45.7	72/43.4
Turnover Differential	+13 (T5)	+20 (1)	+10 (4)	+7 (T5)	+1 (16)



10 TDs Allowed When Down 7+ Points

Seattle's dominant defense rises to the occasion when trailing by seven-plus points to give the offense the opportunity to win ball games by creating turnovers, goal-line stands and forcing field goals by the opposition.

Fewest Total TDs Allowed Since 2012

When Trailing by 7+ Points

Seattle	10
New England	14
Cincinnati	27

Fewest Rushing & Passing TDs Allowed Since 2012

When Trailing by 7+ Points

Seattle	9
New England	11
Cincinnati	19

13,144 Team Rushing Yards Since '11

Seattle leads the NFL with 13,144 team rushing yards since 2011.

Seattle's franchise-record 25-game streak of 100-plus rushing yards was snapped vs. St. Louis (12/27/15).

Most Team Rushing Yards Since 2011, NFL

Team	Yards
Seattle	13,144
Buffalo	12,989
Carolina	12,654
San Francisco	12,475
Philadelphia	12,264

42 Team Sacks (T3rd NFL)

Seattle has two of the top sack leaders in the NFL in Cliff Avril (11.5, 4th NFC, T6th NFL) and Frank Clark (10.0, 8th NFC, T15th NFL). Their sacks have helped Seattle rank tied for third in the NFL with 42.0 sacks this year.

Most Team Sacks, NFL

Team	Sacks
Arizona	48.0
Carolina	47.0
Seattle	42.0
Denver	42.0
Minnesota	41.0
Tennessee	40.0
Green Bay	40.0
Buffalo	39.0

34-9 Nov. - Jan. Record Since 2012

Seattle's 34-9 regular season record in the months of November, December and January since 2012 is the best in the NFL.

Best Nov. - Jan. Regular Season Record Since 2012

Team	W	L	Pct.
Seattle	34	9	.791
New England	31	10	.756
Carolina	31	13	.705
Denver	30	14	.682

44-10 When Winning the T.O. Battle

Since 2010, Seattle is 43-10 when winning the turnover battle. It led the NFL in 2013 with 39 takeaways and a +20 differential, ranked fourth in the league in 2014 at +10 and finished last season tied for fifth at +7.

Seattle Record when Winning the Turnover Battle

Year	Record
2010	4-0
2011	6-2
2012	7-1
2013	10-1
2014	6-2
2015	4-4
2016	7-0
Totals	44-10

Turnover Differential Since 2011, NFL

Team	Take-aways			Give-aways			Diff
	Int	Fum	Total	Int	Fum	Total	
New England	101	72	173	50	41	91	+82
Seattle	106	61	167	60	48	108	+59
Green Bay	111	46	157	54	48	102	+55
San Francisco	97	57	154	53	55	108	+46
Carolina	100	69	169	83	52	135	+34

19-12-1 Road Record Since 2013

Seattle is 19-12-1 in its last 32 road games dating back to 2013 and posted an 8-6 record in its last 14 10 a.m. (PT) kickoff starts.

The Seahawks posted a franchise-best 6-2 road record in 2013 and 5-3 records in each of the last two seasons.

Best Road Records in Franchise History

Record	Year
6-2	2013
5-3	2015
5-3	2014
5-3	2005
5-3	1984
4-4	12 times



23-8 on Monday Night Football

Seattle is 23-8 all-time in Monday night play and currently has an 11-game winning streak on Mondays. Its .742 winning percentage to start the work week ranks first all-time in the NFL.

The Seahawks are 17-5 at home and have outscored opponents 279-117 in their last 11 appearances, including three shutouts.

Best All-Time Winning %, Monday Night Football

Seattle	23-8	.742
San Francisco	48-25	.658
Pittsburgh	44-24	.647
Carolina	9-6	.600
Indianapolis	23-16	.590
Oakland	38-27-1	.583

Seahawks on Monday Night Football (23-8)

Oct. 29, 1979	W	31-28	at Atlanta
Nov. 26, 1979	W	30-7	N.Y. Jets
Nov. 17, 1980	L	19-17	Oakland
Nov. 16, 1981	W	44-23	San Diego
Oct. 29, 1984	W	24-0	at San Diego
Nov. 12, 1984	W	17-14	L.A. Raiders
Sept. 23, 1985	L	35-24	L.A. Rams
Nov. 25, 1985	L	19-6	at San Francisco
Oct. 6, 1986	W	33-7	San Diego
Dec. 8, 1986	W	37-0	L.A. Raiders
Nov. 9, 1987	L	30-14	at N.Y. Jets
Nov. 30, 1987	L	37-14	L.A. Raiders
Nov. 28, 1988	W	35-27	L.A. Raiders
Dec. 4, 1989	W	17-16	Buffalo
Oct. 1, 1990	W	31-16	Cincinnati
Nov. 30, 1992	W (ot)	16-13	Denver
Nov. 1, 1999	W	27-7	at Green Bay
Oct. 2, 2000	L	24-17	at Kansas City
Oct. 14, 2002	L	28-21	San Francisco
Dec. 6, 2004	L	43-39	Dallas
Dec. 5, 2005	W	42-0	at Philadelphia
Nov. 6, 2006	W	16-0	Oakland
Nov. 27, 2006	W	34-24	Green Bay
Nov. 12, 2007	W	24-0	San Francisco
Dec. 12, 2011	W	30-13	St. Louis
Sept. 24, 2012	W	14-12	Green Bay
Oct. 28, 2013	W	14-9	at St. Louis
Dec. 2, 2013	W	34-7	New Orleans
Oct. 6, 2014	W	27-17	at Washington
Oct. 5, 2015	W	13-10	Detroit
Nov. 7, 2016	W	31-25	Buffalo

11 Straight Wins on Monday Night Football

Seattle defeated Buffalo, 31-25, on Monday Night Football (11/7), its 11th-consecutive win on Mondays. Its 11-game winning streak on MNF ranks as the second-longest streak since 1970 (Raiders, 14).

Most consecutive Monday Night Football wins since 1970

Dates	Team	Wins
9/22/75 - 12/7/81	Oakland	14
12/5/05 - present	Seattle	11
11/24/08 - 9/30/13	New Orleans	9
12/2/96 - 9/27/99	San Francisco	9

19-3-1 in Prime Time Games Since 2010

Since Pete Carroll took over in 2010, the Seahawks have turned in prime time performances in prime time games, posting a 19-3-1 combined record in Sunday, Monday and Thursday night games, and **outscoreing opponents 581-298**.

The Seahawks are 6-2-1 on Sunday Night Football, 7-0 on Monday Night Football and 6-1 on Thursday Night Football under Carroll, and are **12-1 at home in prime time games** dating back to 2010.

Seattle's Prime Time Games Under Pete Carroll (19-3-1)

Date	Opponent	W/L	Score
Sun, Jan. 2, 2011	vs. St. Louis	W	16-6
Thu, Dec. 1, 2011	vs. Philadelphia	W	31-14
Mon, Dec. 12, 2011	vs. St. Louis	W	30-13
Mon, Sept. 24, 2012	vs. Green Bay	W	14-12
Thu, Oct. 18, 2012	at San Francisco	L	13-6
Sun, Dec. 23, 2012	vs. San Francisco	W	42-13
Sun, Sept. 15, 2013	vs. San Francisco	W	29-3
Thu, Oct. 17, 2013	at Arizona	W	34-22
Mon, Oct. 28, 2013	at St. Louis	W	14-9
Mon, Dec. 2, 2013	vs. New Orleans	W	34-7
Thu, Sept. 4, 2014	vs. Green Bay	W	36-16
Mon, Oct. 6, 2014	at Washington	W	27-17
Thu, Nov. 27, 2014	at San Francisco	W	19-3
Sun, Dec. 21, 2014	at Arizona	W	35-6
Sun, Sept. 20, 2015	at Green Bay	L	27-17
Mon, Oct. 5, 2015	vs. Detroit	W	13-10
Thu, Oct. 22, 2015	at San Francisco	W	20-3
Su, Nov. 15, 2015	vs. Arizona	L	39-32
Sun, Oct. 23, 2016	at Arizona	T	6-6 (ot)
Mon, Nov. 7, 2016	vs. Buffalo	W	31-25
Sun, Nov. 13, 2016	at New England	W	31-24
Sun, Dec. 4, 2016	vs. Carolina	W	40-7
Thu, Dec. 15, 2016	vs. Los Angeles	W	24-3



.848 Winning % in Prime Time

Seattle has played its best football in prime time, as its 19-3-1 record and .848 winning percentage rank first in the NFL since Pete Carroll took over in 2010.

Best Record in Prime Time Games Since 2010

Team	W	L	T	Pct.
Seattle Seahawks	19	3	1	.848
New England Patriots	25	6	0	.806
New Orleans Saints	19	9	0	.679
Baltimore Ravens	16	8	0	.667

Largest Comebacks & Overtime Record

* Seattle's overtime record is 12-20-1 and 4-3-1 under Carroll.

Largest Comebacks in Franchise History

Points	Opponent	Score	Result
21	vs. Tampa Bay (11/3/13)	Trail 21-0	Won 27-24 (ot)
20	at Denver (12/10/95)	Trail 20-0	Won 31-27
18	at Oakland (12/14/97)	Trail 21-3	Won 22-21

Miscellaneous Notes

* The Seahawks have won 52 of their last 72 regular season games with one tie, and 51 of their last 88 with one tie dating back to the final half of the 2011 season. In that 52-19-1 run, Seattle is outscoring opponents 1,860 - 1,163 (25.8 ppg to 16.2 ppg).

* Since the beginning of 2012 (including playoffs), Seattle is 64-26-1. In the 26 losses, Seattle had a fourth-quarter lead in 17 of them, and were within one score and had a chance to win in the fourth quarter in seven of the nine games.

* Seattle's NFL-record streak of 98 games (including playoffs) where it has led or been within one score in the fourth quarter was snapped at Tampa Bay (11/27), a 14-5 loss. The previous time the Seahawks were not in the lead or within a score in the fourth quarter was at Pittsburgh (9/18/11), a 24-0 loss.

* Seattle's NFL record of holding a lead at some point in 62 straight games was snapped vs. St. Louis (12/27/15) last season.

* With the win over Green Bay (9/4/14), Seattle broke the NFL record for most consecutive games without losing by more than seven points. It was a streak of 46 games (including playoffs) that Seattle did not lose by more than a touchdown, breaking the Packers record of 45 games (including playoffs) from 2009-11.

34-6 at Home Since 2012

The Seahawks have won 13 of their last 14 home openers since 2003. Since a 2008 loss, Seattle has won eight straight home openers by a combined score of 202-52 and during the 13-1 run, the Seahawks have outscored opponents 355-129.

Since 2012, Seattle is one of the best teams at home in four major categories.

Seattle's NFL Ranking for Last 40 Home Games

Wins

34	Seattle
34	New England
32	Denver
30	Green Bay
28	Pittsburgh

Point Differential

+510	New England
+502	Seattle
+421	Denver
+379	Green Bay
+287	Pittsburgh

Takeaways

82	Carolina
75	Seattle
75	Arizona
74	New England
72	Cincinnati

Turnover Margin

+40	New England
+36	Seattle
+25	Green Bay
+17	Carolina
+16	Arizona

Longest Home Winning Streak

Franchise History

14	2012-13
12	2004-06
10	2002-04

Most Consecutive Games Won

Franchise History

11	2005
9	2012-13
8	1984



12 Flag Raisers at the Toyota Fan Deck

Just before every kickoff at CenturyLink Field, fans turn their attention to the Toyota Fan Deck in the south endzone with anticipation to see who is going to raise the team's signature 12 flag and turn CenturyLink Field in to a frenzy. From former Seahawks greats, to local celebrities and sports personalities, the flag has become a love affair for Seahawks supporters all over the Northwest and the spirit of community that the organization and fans share. Who will raise it next?

2016 Flag Raisers

Minnesota - Fire Fighter Daniel Lyon	Philadelphia - Mariners 2B Robinson Cano
Dallas - UFC Fighter Miesha Tate	Carolina - Former WR Ricardo Lockette
Miami - Former Head Coach Jack Patera	Los Angeles - UW Head Coach Chris Petersen
San Francisco - NBA Guard Jamal Crawford	Arizona - Former WR Nate Burleson
Atlanta - Musician Duff McKagan	Detroit - Former G Steve Hutchinson
Buffalo - Veteran Nate Boyer	

27,766 Estimated Miles Flown During 2016 Season

The team strives to offer first-class amenities and that has not changed this season as Seattle has signed on with Delta Airlines as its 2016 official charter.

The Boeing 767 aircraft will carry the Seahawks "around the world" (a trip around the world is 25,000 miles) as they travel the third-most miles, 27,766.

2016 Total Miles Traveled (regular season)

1. Los Angeles	35,952
2. Oakland	31,622
3. Seattle	27,766
4. San Francisco	25,668
5. Miami	25,548

Flight Times

Seattle is among the league leaders in miles traveled each season, and this year is no different. Tucked away in the Northwest, Seattle takes a while to reach via air travel, especially traveling east to west.

2016 Flight Times

Seattle to Kansas City - 2:55	Seattle to New England - 4:52
Kansas City to Seattle - 3:22	New England to Seattle - 5:31
Seattle to Oakland - 1:39	Seattle to Tampa Bay - 4:34
Oakland to Seattle - 1:31	Tampa Bay to Seattle - 5:39
Seattle to Los Angeles - 1:59	Seattle to Green Bay - 2:53
Los Angeles to Seattle - 2:18	Green Bay to Seattle - 3:40
Seattle to N.Y. Jets - 4:38	Seattle to San Francisco - 1:40
N.Y. Jets to Seattle - 5:11	San Francisco to Seattle - 1:34
Seattle to Arizona - 2:24	Seattle to Atlanta -
Arizona to Seattle - 2:27	Atlanta to Seattle -
Seattle to New Orleans - 4:04	
New Orleans to Seattle - 4:31	

69,190 Largest Home Attendance Record

With the addition of the Toyota Fan Deck in the south end zone, adding 1,000 new seats, Seattle's home attendance record has been broken and will add to the record books as the season unfolds.

Week 11's game with 69,190 fans vs. Philadelphia (11/20) broke the Seahawks old record of 69,084, established vs. Buffalo (11/7).

Largest Home Attendance, Franchise History

Att.	Opponent	Stadium	Date	W/L	Score
69,190	Philadelphia	CenturyLink Field	11/20/16	W	26-15
69,104	Carolina	CenturyLink Field	12/4/16	W	40-7
69,084	Buffalo	CenturyLink Field	11/7/16	W	31-25
69,080	St. Louis	CenturyLink Field	12/27/15	L	23-17
69,071	Atlanta	CenturyLink Field	10/16/16	W	26-24
69,067	Los Angeles	CenturyLink Field	12/15/16	W	24-3
69,055	Pittsburgh	CenturyLink Field	11/29/15	W	39-30
69,050	Arizona	CenturyLink Field	12/24/16	L	34-31
69,020	Carolina	CenturyLink Field	10/18/15	L	27-23
69,012	Miami	CenturyLink Field	9/11/16	W	12-10

#3 Russell Wilson



99.6 Career Passer Rating

Wilson is just one of three players with a passer rating over 99.0 since 2012 with a club-record **99.6 career rating (2nd in NFL history)**.

He has 38-career 100-plus passer rating games in 80 starts, with the last coming vs. Arizona (12/24) with a 117.8 rating.

Russell Wilson Career Passing

Year	Att	Comp	Pct	Yards	TD	Int	Rating
2012	393	252	64.1	3,118	26	10	100.0
2013	407	257	63.1	3,357	26	9	101.2
2014	452	285	63.1	3,475	20	7	95.0
2015	483	329	68.1	4,024	34	8	110.1
2016	546	353	64.7	4,219	21	11	92.6
TOTAL	2,281	1,476	64.7	18,193	127	45	99.6

NFL Highest Passer Rating Since 2012

Player	Rating
Aaron Rodgers, GB	104.2
Drew Brees, NO	100.1
Russell Wilson, Sea	99.6
Tom Brady, NE	98.7
Tony Romo, Dal	97.3

127 Career Touchdown Passes

Wilson has thrown 127 touchdown passes (third-most in club history) and the fourth-most in NFL history in a quarterback's first five seasons.

Most Passing TDs in a QB's First Five Seasons, NFL History

168	Dan Marino, Mia
138	Peyton Manning, Ind
132	Andrew Luck, Ind
127	Russell Wilson, Sea
127	Matt Ryan, Atl
124	Andy Dalton, Cin

34 Home Wins to Begin Career

Wilson is 34-6 at home during his career, ranking first in NFL history in home wins to begin a career.

In those games, he carries a 104.2 passer rating (2nd NFL history) completing 703 of 1,087 passes (64.7%) for 9,013 yards with 67 touchdowns and 18 interceptions.

Most QB Home Wins to Begin a Career

Player	Record
Russell Wilson, Sea	34-6
Matt Ryan, Atl	33-5
Joe Flacco, Bal	33-7
John Elway, Den	28-6
Ben Roethlisberger, Pit	28-8
Dan Marino, Mia	25-9

56: Most Wins to Begin a Career

Wilson's 56 regular season wins rank tied for first in NFL history for most wins in a quarterback's first five seasons.

Most Regular Season Wins in a QBs First Five Seasons

Player	Years	Wins
Russell Wilson, Sea	2012-16	56
Matt Ryan, Atl	2008-12	56
Joe Flacco, Bal	2008-12	54
Ben Roethlisberger, Pit	2004-08	51
Andy Dalton, Cin	2011-14	50
Tom Brady, NE	2000-04	48
Dan Marino, Mia	1983-86	48

10 Combined 300-Yard Passing Games

Wilson has thrown for 10 combined 300-yard passing games, with a career-high 385 yards at Atlanta (1/13/13).

Wilson's 300-Yard Passing Games

- 385* at Atlanta (1/13/13)
- 366* at Carolina (1/17/16)
- 350 vs. Arizona (12/24/16)**
- 348 at New England (11/13/16)**
- 345 vs. Pittsburgh (11/29/15)
- 339 at Arizona (12/21/14)
- 320 at Carolina (9/8/13)
- 313 at St. Louis (10/19/14)
- 310 vs. New Orleans (12/2/13)
- 309 at N.Y. Jets (10/2/16)**

* NFC Divisional Playoff Game

Top-12 Holder of QB Rushing Yards

Wilson holds the top-12 marks for rushing yards by a quarterback in franchise history.

His career-high 122 yards at Washington (10/6/14) also marked the most yards by a quarterback in Monday Night Football history.

At St. Louis (10/19/14), Wilson also became the **first player to record a 300-yard passing game and 100-yard rushing game in a single-game in NFL history**. He threw for 313 yards and rushed for 106.

He has four-career 100-yard rushing games.

Single-Game, Most Quarterback Rushing Yards, Club History

Player	Opponent	Att.	Yds.	Avg.	TD
Russell Wilson	at Was (10/6/14)	11	122	11.1	1
Russell Wilson	NYG (11/9/14)	14	107	7.6	1
Russell Wilson	at StL (10/19/14)	7	106	15.1	1
Russell Wilson	at Ind (10/6/13)	13	102	7.8	0
Russell Wilson	at Buf (12/16/12)	9	92	10.2	3
Russell Wilson	at Ari (12/21/14)	6	88	14.7	1
Russell Wilson	at TB (11/27/16)	8	80	10.0	0
Russell Wilson	at GB (9/20/15)	10	78	7.8	0

#3 Russell Wilson



2nd All-Time in Passer Rating

Russell Wilson's franchise-record 99.6 passer rating ranks second all-time in NFL history.

Highest Passer Rating, NFL History (min. 1,500 att.)

Player	Rating
Aaron Rodgers, GB	104.1
Russell Wilson, Sea	99.6
Tom Brady, NE	97.2
Tony Romo, Dal	97.1
Steve Young	96.8

3rd All-Time TD/INT Ratio

Russell Wilson's 2.82 TD/INT ratio ranks third all-time in NFL history.

Highest TD/INT Ratio, NFL History (min. 1,500 att.)

Player	TDs	INTs	Ratio
Aaron Rodgers, GB	297	72	4.13
Tom Brady, NE	456	152	3.00
Russell Wilson, Sea	127	45	2.82
Derek Carr, Oak	81	31	2.61
Colin Kaepernick, SF	72	30	2.40

2nd All-Time in Home Passer Rating

Russell Wilson's 104.2 passer rating at home ranks second all-time in NFL history.

Highest Passer Rating at Home, NFL History (min. 670 att.)

Player	Rating
Aaron Rodgers, GB	109.4
Russell Wilson, Sea	104.2
Drew Brees, NO	101.4
Steve Young	100.3
Peyton Manning	99.8

3rd All-Time in Home TD/INT Ratio

Russell Wilson's 3.72 TD/INT ratio at home ranks third all-time in NFL history.

Highest TD/INT Ratio at Home, NFL History (min. 670 att.)

Player	TDs	INTs	Ratio
Aaron Rodgers, GB	161	30	5.37
Tom Brady, NE	220	59	3.73
Russell Wilson, Sea	67	18	3.72
Drew Brees, NO	270	106	2.55
Peyton Manning	277	109	2.54

.706 Winning Percentage

Best Winning Percentage of Current Notable NFL Quarterbacks

Player	Record	Winning Pct.
Tom Brady, NE	183-52	.779
Russell Wilson, Sea	56-23-1	.706
Ben Roethlisberger, Pit	123-60	.672
Aaron Rodgers, GB	90-45	.667
Tony Romo, Dal	78-49	.614
Andrew Luck, Ind	43-27	.614
Andy Dalton, Cin	56-35-2	.613
Joe Flacco, Bal	83-55	.601
Matt Ryan, Atl	85-57	.599
Alex Smith, KC	79-56-1	.585
Drew Brees, NO	131-101	.565

Player	Record	Winning Pct.
Cam Newton, Car	51-41-1	.554
Philip Rivers, SD	97-79	.551
Eli Manning, NYG	108-91	.542
Carson Palmer, Ari	90-84-1	.517
Jay Cutler, Chi	68-71	.489
Colin Kaepernick, SF	28-30	.482
Ryan Tannehill, Mia	37-40	.481
Kirk Cousins, Was	19-21-1	.476
Jameis Winston, TB	15-17	.469
Matthew Stafford, Det	51-58	.468
Derek Carr, Oak	22-25	.468
Blake Bortles, Jac	11-34	.244

3, 31, 9 & 35 Team Captains

In a vote by teammates, Russell Wilson will be the offensive captain for the fourth time in his five seasons, Kam Chancellor will be the defensive captain for the second time, while Jon Ryan (third time) shares special teams captain duties with first-timer DeShawn Shead.

127 Seattle Touchdown Passes

Russell Wilson ranks third in Seahawks history with 127 touchdown passes in his Seattle career.

Most Passing Touchdowns, Club History

- 195 Dave Krieg 1980-91
- 174 Matt Hasselbeck 2001-10
- 127 Russell Wilson 2012-**
- 107 Jim Zorn 1976-84
- 49 Jon Kitna 1997-00

#3 Russell Wilson



21 Fourth-Quarter/Overtime Comebacks in 91 Games

Wilson has 21 fourth-quarter or overtime comeback victories in 91 career games (regular and postseason).

He has three game-winning drives this season, had three game-winning drives last season, and directed come-from-behind victories in the 2013 and 2014 NFC Championship Games to advance Seattle to the Super Bowl.

In 2012, Wilson threw a game-winning touchdown pass in the final two minutes of regulation or overtime three times (vs. Green Bay, vs. New England, at Chicago), the most ever by a rookie since at least the 1970 merger, and won another (vs. St. Louis) with a 1-yard touchdown run.

His **21 fourth-quarter comebacks rank first in the NFL** since the beginning of 2012.

Russell Wilson 4th Quarter/OT Comebacks

Game	Score	Final	Play
vs. Green Bay (9/24/12)	trail 12-7	Won 14-12	24-yd. pass to Golden Tate at 0:00
vs. New England (10/14/12)	trail 23-17	Won 24-23	46-yd. pass to Sidney Rice at 1:18
at Chicago (12/2/12)	trail 14-10		14-yd. pass to Golden Tate at :24
	tied 17-17	Won 23-17 (ot)	13-yd. pass to Sidney Rice with 7:33 left in OT
vs. St. Louis (12/30/12)	tied 13-13	Won 20-13	1-yd. touchdown run at 1:39
at Washington (1/6/13)*	trail 14-13	Won 24-14	touchdown drive at 7:08
at Carolina (9/8/13)	trail 7-6	Won 12-7	43-yd. TD pass to Jermaine Kearse at 10:13
at Houston (9/29/13)	trail 20-6	Won 23-20 (ot)	45-yd. field goal drive with 3:19 left in overtime
vs. Tennessee (10/13/13)	tied 10-10	Won 20-13	29-yd. field goal drive at 11:23
vs. Tampa Bay (11/3/13)	trail 24-14	Won 27-24 (ot)	27-yd. field goal drive with 8:11 left in overtime
vs. San Francisco (1/19/14)^	trail 17-13	Won 23-17	35-yd. pass to Jermaine Kearse at 13:44
vs. Denver (9/21/14)	tied 20-20	Won 26-20	touchdown drive with 9:14 left in overtime
at Carolina (10/26/14)	trail 9-6	Won 13-9	23-yd. pass to Luke Willson at 0:47
vs. N.Y. Giants (11/9/14)	tied 17-17	Won 38-17	touchdown drive at 12:47
vs. St. Louis (12/28/14)	tied 6-6	Won 20-6	touchdown drive at 12:07
vs. Green Bay (1/18/15)^	tied 22-22	Won 28-22 (ot)	35-yd. pass to Jermaine Kearse with 11:41 left in OT
at Dallas (11/1/15)	trail 12-10	Won 13-12	24-yd. field goal drive at 1:04
vs. Pittsburgh (11/29/15)	trail 27-26	Won 39-30	30-yd. pass to Doug Baldwin at 8:12
at Minnesota (1/10/16)*	trail 9-0	Won 10-9	46-yd. field goal drive at 8:04
vs. Miami (9/11/16)	trail 10-6	Won 12-10	2-yd. pass to Doug Baldwin at 0:31
vs. Atlanta (10/16/16)	trail 24-23	Won 26-24	44-yd. field goal drive at 1:57
at New England (11/13/16)	trail 24-22	Won 31-24	23-yd. field goal drive at 8:56

* NFC Wild Card Game

^ NFC Championship Game

Most Game-Winning Drives in 4th Qtr./OT Since 2012 (Regular Season & Postseason)

Russell Wilson, Sea	21
Matthew Stafford, Det	21
Andrew Luck, Ind	17
Matt Ryan, Atl	17
Tony Romo, Dal	16
Joe Flacco, Bal	15

6-0 on Monday Night Football

Russell Wilson has won his first six starts on Monday Night Football, joining Neil O'Donnell (7-0) and Bob Griese (6-0) as the only quarterbacks to win their first six-plus starts in Monday Night Football history. Seattle defeated Buffalo, 31-25, in Week 9.

Quarterbacks to Win their First Six-Plus Starts on MNF

Neil O'Donnell	7-0
Russell Wilson	6-0
Bob Griese	6-0

Most Wins as a Starting QB on MNF Without a Loss

7	Neil O'Donnell
6	Russell Wilson

Player Notes (by number)



#4

Steven Hauschka

3rd Highest FG % in NFL History

Steven Hauschka's 87.2% career field goal percentage ranks third in NFL history and since 2011, he ranks third in the NFL in field goal percentage under 50 yards (91.4).

Highest Field Goal %, NFL History (min. 100 made)

Player	Pct.	FGM	FGA	Long
Justin Tucker, Bal	89.8	168	187	61
Dan Bailey, Dal	89.5	171	191	56
Steven Hauschka, Sea	87.2	191	219	58
Stephen Gostkowski, NE	87.1	303	348	57
Mike Vanderjagt	86.5	230	266	54

Highest Field Goal % Under 50 Yards Since 2011 (min. 75 att.)

Player	FGM	FGA	Pct.
Justin Tucker, Bal	140	147	95.2
Dan Bailey, Dal	147	156	94.2
Steven Hauschka, Sea	160	175	91.4
Nick Novak, Hou	138	151	91.4
Matt Bryant, Atl	139	152	91.4
Sebastian Janikowski, Oak	126	138	91.3

19 Straight Games with a Made FG

Given the nickname Hausch-money, kicker Steven Hauschka has become one of the most consistent kickers in the NFL.

He has posted four straight seasons with 29-plus field goals made and 128-plus points. He set a career-high with a .943 conversion percentage in 2013 and tied the club-record with a 58-yard field goal made at Carolina (10/26/14). **He was a perfect six-for-six from 50+ last season.**

Most Consecutive Field Goals Made, Club History

30	Olindo Mare	2009-10
22	Steven Hauschka	2013
19	Steven Hauschka	2014-15
19	Steven Hauschka	2012-13

Most Consecutive Games Scoring a FG, Club History

19	Steven Hauschka	2015-16
14	Steven Hauschka	2011-12
12	Todd Peterson	1997-98
11	Steven Hauschka	2014-15

Longest Field Goal Made, Club History

58	Steven Hauschka	at Car	10/26/14
	Josh Brown	at GB	10/5/03
55	Josh Brown	vs. Dal	10/23/05

94 Consecutive Games Scoring

With his points at San Francisco (1/1), kicker Steven Hauschka has scored in 94 consecutive games, a franchise-record.

Most Consecutive Games Scoring, Club History

94	Steven Hauschka	2011-
84	Josh Brown	2003-07
80	Todd Peterson	1995-99

175 Field Goals Made for Seattle

Steven Hauschka set the franchise-record for career field goals made in Week 10 at New England (11/13).

Most Field Goals Made, Club History

175	Steven Hauschka	2011-
159	Norm Johnson	1982-90
126	Todd Peterson	1995-99

#9

Jon Ryan

143 Consecutive Games Played

In his ninth season in Seattle, punter Jon Ryan holds franchise records for most punts (678), punt yards (30,351), punts inside the 20 (247) and longest punt (77).

Ryan has also played in a franchise-record 143 consecutive games.

Most Consecutive Games Played, Club History

143	Jon Ryan	2008-
135	Chris Gray	1998-2006
125	Joe Nash	1988-95

#17

Devin Hester

NFL-Record 20 Returned Touchdowns

With second-team AP All-Pro returner Tyler Lockett on injured reserve (leg), the Seahawks signed Devin Hester on January 4.

Hester holds the NFL record for most kick returns for touchdowns with 20 in his 11-year career. He has 14 kickoff returns, five punt returns and one field goal return for touchdowns in the regular season.

He also has one kickoff return for a touchdown in the post-season, a 92-yarder to open Super Bowl XLI while with the Chicago Bears.

Player Notes (by number)



#25

Richard Sherman

30 Interceptions Since 2011

Richard Sherman had 24 interceptions in his first four seasons, tying for third-place in NFL history with Seahawks Ring of Honor safety Kenny Easley.

With a career-high eight interceptions in 2012 and 2013, he became the first player since Champ Bailey (2005-06) to record back-to-back seasons of at least eight interceptions.

Most Interceptions Since 2011

Player	No.
Richard Sherman, Sea	30
Reggie Nelson, Oak	26
Kurt Coleman, Car	20
Patrick Peterson, Ari	20
Earl Thomas, Sea	18

96 Passes Defensed Since 2011

Despite quarterbacks avoiding Richard Sherman's side of the field in recent years, he still ranks first in the NFL with 96 passes defensed since 2011.

Most Passes Defensed Since 2011

Player	No.
Richard Sherman, Sea	96
Johnathan Joseph, Hou	83
Joe Haden, Cle	83
Dominique Rodgers-Cromartie, NYG	82
Brent Grimes, TB	81

Most Interceptions in Club History

Richard Sherman and Earl Thomas rank fifth and sixth on Seattle's all-time interceptions list, respectively.

Most Career Interceptions, Club History

Dave Brown, 1976-86	50
Eugene Robinson, 1985-95	42
John Harris, 1978-85	41
Kenny Easley, 1981-87	32
Richard Sherman, 2011-	30
Earl Thomas, 2010-	23
Marcus Trufant, 2003-12	21
Darryl Williams, 1996-99	20
Shawn Springs, 1997-2003	20
Keith Simpson, 1978-85	19

#34

Thomas Rawls

Rawls in the Record Books

Thomas Rawls had a career day last season vs. San Francisco, placing himself in the top-three of two of the best performances in Seattle history.

Most Rushing Yards in a Single-Game, Club History

266	Shaun Alexander	vs. Oakland	11/11/01
209	Thomas Rawls	vs. San Francisco	11/22/15
207	Curt Warner	vs. Kansas City (ot)	11/27/83

Most Scrimmage Yards in a Single-Game, Club History

273	Shaun Alexander	vs. Oakland	11/11/01
261	Steve Largent	vs. Detroit	10/18/87
255	Thomas Rawls	vs. San Francisco	11/22/15

#33

Kelcie McCray

108 Snaps Played

In the overtime tie at Arizona (10/23), McCray played an NFL season-high 108 snaps (95 defense, 13 special teams), subbing for an injured Kam Chancellor.

#54

First-Team AP All-Pro, Bobby Wagner

NFL Leading Tackler with 167

With his 15-tackle performance in Week 11 vs. Philadelphia (11/20), Bobby Wagner **became the first player in franchise history to record five-consecutive 100-tackle seasons.**

His career-high 167 tackles this season set the single-season franchise mark.

Leading Tacklers, NFL

Player	Total	Solo	Ast.
Bobby Wagner, Sea	167	85	82
Zach Brown, Buf	149	97	52
Kwon Alexander, TB	145	108	37
Sean Lee, Dal	145	93	52
Christian Kirksey, Cle	143	93	50

Most Tackles, Club History

Player	Year	Total	Solo	Ast.
1. Bobby Wagner	2016	167	85	82
2. Terry Beeson	1978	153	n/a	n/a
3. Chad Brown	1998	150	119	31
4. Anthony Simmons	2000	147	119	28
5. Bobby Wagner	2012	140	86	54

Player Notes (by number)



#55 Frank Clark
#56 Cliff Avril

11.5 Sacks (4th NFC, T6th NFL)

Cliff Avril leads Seattle with a career-high 11.5 sacks while fellow linemate Frank Clark ranks second on the team (8th NFC, T15th NFL) with a career-high 10.0 sacks.

Seattle and Arizona were the **only teams with two players who each had double-digit sacks** in the regular season.

Avril's **26 quarterback hits rank second in the NFL**.

As a team, Seattle ranks third in the NFL with 42.0 sacks.

Most Sacks, NFL

1. 15.5 Vic Beasley, Atl
2. 13.5 Von Miller, Den
- 12.5 Lorenzo Alexander, Buf
- 12.5 Markus Golden, Ari
- 12.5 Danielle Hunter, Min
6. **11.5 Cliff Avril, Sea**
- 11.5 Cameron Wake, Mia
8. 11.0 five players tied
13. 10.5 Brian Orakpo, Ten
- 10.5 Joey Bosa, SD
15. **10.0 Frank Clark, Sea**

26 Sack/Fumbles First in the NFL

Cliff Avril's 26 sack/fumbles since 2008 rank first in the NFL.

Most Sack/Fumbles Since 2008

26	Cliff Avril	Seattle
26	Robert Mathis	Indianapolis
23	Tamba Hali	Kansas City
20	DeMarcus Ware	Denver

#72
Michael Bennett

Top-10 Seahawks Sack Leaders

Michael Bennett ranks tenth on the Seahawks all-time sacks leaders list.

Most Sacks, Franchise History

1. 116.0 Jacob Green, 1980-91
2. 73.5 Michael Sinclair, 1991-01
3. 63.0 Jeff Bryant, 1982-93
4. 58.0 Cortez Kennedy, 1990-2000
5. 48.0 Chad Brown, 1997-2004
6. 47.5 Joe Nash, 1982-96
7. 38.0 Chris Clemons, 2010-13
8. 37.5 Rufus Porter, 1988-94
9. **33.5 Cliff Avril, 2013-**
10. **30.5 Michael Bennett, 2013-**

#74
George Fant

From Power Forward to Tackle

Rookie George Fant started as an injury replacement and has now taken over left tackle duties.

He was a four-year starter on Western Kentucky's basketball team and used his fifth-year of eligibility to play tight end and defensive line for the Hilltoppers, his first football action since the eighth grade. He recorded one catch for seven yards and two assisted tackles.

He ranked 13th in scoring and eighth in rebounding at the time of his departure and was a three-time all-conference selection as a basketball player.

George Fant's Western Kentucky Basketball Career

Year	GP/GS	FG%	FT%	Reb.	Avg.	Pts.	Avg.
2011-12	31/24	.476	.664	188	6.1	321	10.4
2012-13	35/35	.482	.605	232	6.6	447	12.8
2013-14	31/31	.530	.548	206	6.6	412	13.3
2014-15	32/32	.530	.620	268	8.4	441	13.8
Totals	129/122	.506	.604	894	6.9	1,621	12.6

#88
Jimmy Graham

100 Yard Games Back-to-Back

Jimmy Graham became the first tight end in franchise history to record back-to-back 100 yard games in Weeks 3-4, and holds four of the top-nine 100-yard games in franchise history.

100-yard Games by a TE, Franchise History

Player	Att.	Yards	Avg.	LG	TD
Jimmy Graham vs. Car (10/18/15)	8	140	17.5	45	0
Charle Young at SD (10/9/83)	7	140	20.0	43	0
Luke Willson at Ari (12/21/14)	3	139	46.3	80t	2
Itula Mili at SD (12/29/02)	7	119	17.0	49	0
Jimmy Graham at NYJ (10/2/16)	6	113	18.8	27	0
John Carlson at Dal (11/27/08)	6	105	17.5	33	0
Anthony McCoy vs. Ari (12/9/12)	3	105	35.0	67	0
Jimmy Graham vs. Buf (11/7/16)	8	103	12.9	18t	2
Jimmy Graham vs. SF (9/25/16)	6	100	16.7	40	1

5 100-Yard Games Since 2014

Jimmy Graham has three 100-yard games this season, and since 2014, his five 100-yard games ranks fourth in the NFL.

100-yard Games by a TE Since 2014, NFL

Rob Gronkowski, NE	11
Greg Olsen, Car	8
Travis Kelce, KC	6
Jimmy Graham, Sea	5

Player Notes (by number)



#89 Doug Baldwin

368 Seahawks Receptions

In Week 2 at Los Angeles (9/18), Doug Baldwin passed Joey Galloway for sixth-place on Seattle's all-time receptions list.

Most Receptions, Club History

- 819 Steve Largent 1976-89
- 581 Brian Blades 1988-98
- 471 John L. Williams 1986-93
- 441 Darrell Jackson 2000-06
- 399 Bobby Engram 2001-08
- 368 Doug Baldwin 2011-**
- 283 Joey Galloway 1995-99
- 244 Koren Robinson 2001-04, '08

36 Seahawks Receiving Touchdowns

In Week 16 vs. Arizona (12/24), Doug Baldwin moved in to fourth-place on Seattle's all-time receiving touchdowns list.

Most Receiving Touchdowns, Club History

- 100 Steve Largent 1976-89
- 47 Darrell Jackson 2000-06
- 37 Joey Galloway 1995-99
- 36 Doug Baldwin 2011-**
- 36 Daryl Turner 1984-87
- 34 Brian Blades 1988-98
- 21 Sam McCullum 1976-81
- 18 Bobby Engram 2001-08

94 Receptions (T7th NFL)

Doug Baldwin's career-high 94 receptions rank seventh in the NFL and also tied the single-season high in franchise history.

Leading Receivers, NFL

Player	Rec.	Yards	Long	TD
1. Larry Fitzgerald, Ari	107	1,023	32	6
2. Antonio Brown, Pit	106	1,284	51	12
3. Odell Beckham, Jr. NYG	101	1,367	75t	10
4. Julian Edelman, NE	98	1,106	77t	3
5. Jordy Nelson, GB	97	1,257	60	14
6. Mike Evans, TB	96	1,321	45t	12
7. Doug Baldwin, Sea	94	1,128	59	7

Most Receptions, Single-Season, Club History

94	Doug Baldwin	2016
	Bobby Engram	2007
87	Darrell Jackson	2004

4,954 Seahawks Receiving Yards

Doug Baldwin ranks fourth in Seahawks history with 4,910 receiving yards.

Most Receiving Yards, Club History

- 13,089 Steve Largent 1976-89
- 7,620 Brian Blades 1988-98
- 6,445 Darrell Jackson 2000-06
- 4,954 Doug Baldwin 2011-**
- 4,859 Bobby Engram 2001-08
- 4,457 Joey Galloway 1995-99
- 4,151 John L. Williams 1986-93
- 3,567 Koren Robinson 2001-04, '08

13 Special Teams Scores Since 2010

It takes all three phases to win in the NFL and special teams coach Brian Schneider has put together one of the best special teams units in the NFL over the last seven seasons.

Seattle Special Teams Scores Since 2010

Play	Game	Date	Play	Game	Date
101-yd. KOR by Leon Washington	vs. SD	9/26/10	Muffed punt in endzone TD, Malcolm Smith	vs. Ari	12/9/12
99-yd. KOR by Leon Washington	vs. SD	9/26/10	90-yd. blocked field goal TD, Richard Sherman	vs. SF	12/23/12
10-yd. blocked punt TD, Earl Thomas	vs. KC	11/28/10	blocked punt out of endzone, Jermaine Kearse	at Ind	10/6/13
92-yd. KOR by Leon Washington	vs. SF	12/12/10	25-yd. blocked punt TD, Mike Morgan	vs. Dal	10/12/14
17-yd. blocked punt TD, Mike Robinson	vs. StL	11/12/11	57-yd. punt return by Tyler Lockett	at StL	9/13/15
3-yd. blocked punt TD, Jeron Johnson	vs. Dal	9/16/12	105-yd. kickoff return by Tyler Lockett	vs. Chi	9/27/15
98-yd. KOR by Leon Washington	at Mia	11/25/12			

Most Blocks Since 2010

- 21 Oakland
- 18 Seattle**
- 18 Miami
- 17 Arizona
- 13 Chicago

Most TDs/Safeties Since 2010

- 15 Minnesota
- 14 Philadelphia
- 14 Baltimore
- 13 Seattle**
- 10 Denver

Most Takeaways on Punt/KOR Since 2010

- 21 Oakland
- 18 N.Y. Giants
- 17 Kansas City
- 16 New England
- 14 Seattle**



100 Combined Career Wins Club

Pete Carroll ranks 37th in NFL history with 113 combined wins and became the 39th coach in NFL history with 100 wins in the regular season.

Most Combined Wins in NFL History

Coach	Regular Season				Postseason			Combined			
	W	L	T	Pct.	W	L	Pct.	W	L	T	Pct.
32. George Allen	116	47	5	.712	2	7	.222	118	54	5	.686
Norv Turner	114	122	1	.483	4	4	.500	118	126	1	.484
Marvin Lewis, Cin	118	103	3	.533	0	7	.000	118	110	3	.517
35. Dennis Green	113	94	0	.546	4	8	.333	117	102	0	.534
36. Don Coryell	111	83	1	.572	3	6	.333	114	89	1	.561
37. Pete Carroll, Sea	103	72	1	.588	10	6	.625	113	78	1	.591
38. John Madden	103	32	7	.759	9	7	.563	112	39	7	.739
39. Ray (Buddy) Parker	104	75	9	.581	3	1	.750	107	76	9	.585
40. Vince Lombardi	96	34	6	.739	9	1	.900	105	35	6	.750
Tom Flores	97	87	0	.527	8	3	.727	105	90	0	.538
42. Bill Walsh	92	59	1	.609	10	4	.714	102	63	1	.617
43. Jon Gruden	95	81	0	.540	5	4	.556	100	85	0	.541

113 Career Wins for Pete Carroll (Regular + Postseason)

Pete Carroll is the seventh active coach and 43rd coach in NFL history with 100 combined wins.

Year	Team	W	L	T	Pct.	Finish
1994	N.Y. Jets	6	10	0	.375	5th, AFC East
1997	New England	10	6	0	.625	1st, AFC East <i>Wild Card victory vs. Miami, 17-3</i> <i>Divisional Playoff loss at Pittsburgh, 7-6</i>
1998	New England	9	7	0	.563	4th, AFC East <i>Wild Card loss at Jacksonville, 25-10</i>
1999	New England	8	8	0	.500	T4th, AFC East
2010	Seattle	7	9	0	.438	1st, NFC West <i>Wild Card victory vs. New Orleans, 41-36</i> <i>Divisional Playoff loss at Chicago, 35-24</i>
2011	Seattle	7	9	0	.438	3rd, NFC West
2012	Seattle	11	5	0	.688	2nd, NFC West <i>Wild Card victory at Washington, 24-14</i> <i>Divisional Playoff loss at Atlanta, 30-28</i>
2013	Seattle	13	3	0	.813	1st, NFC West <i>Divisional Playoff victory vs. New Orleans, 23-15</i> <i>Championship Game victory vs. San Francisco, 23-17</i> <i>Super Bowl XLVIII victory vs. Denver, 43-8</i>
2014	Seattle	12	4	0	.750	<i>Divisional Playoff victory vs. Carolina, 31-17</i> <i>Championship Game victory vs. Green Bay, 28-22 ot</i> <i>Super Bowl XLIX loss vs. New England, 28-24</i>
2015	Seattle	10	6	0	.600	2nd, NFC West <i>Wild Card victory at Minnesota, 10-9</i> <i>Divisional Playoff loss at Carolina, 31-24</i>
2016	Seattle	10	5	1	.656	1st, NFC West
Reg. Season (11 Yrs.)		103	72	1	.588	
Postseason (8 Yrs.)		10	6	0	.625	
Combined Record		113	78	1	.591	



20th Season as Seahawks Chairman

Paul Allen enters his 20th season as Seahawks chairman after purchasing the franchise on June 30, 1997, after a public-private partnership was crafted and approved by Washington state voters to build a new stadium, CenturyLink Field.

In his championship vision, he has witnessed the most successful stretch in Seahawks history, including the franchise's first Super Bowl title after the 2013 season, a 43-8 victory over the Denver Broncos in Super Bowl XLVIII.

"As an owner who was born and raised here, it's a very special moment and the fulfillment of a dream, not just for me, but for everyone on the team," Mr. Allen said postgame.

Seattle ranks in the top-10 in wins and top-five in multiple postseason categories since the 1997 season.

Most Regular Season Wins Since 1997

Most Regular Season Wins Since 1997

Team	W	L	T	Pct.
1. New England Patriots	228	92	0	.713
2. Green Bay Packers	203	116	1	.636
3. Pittsburgh Steelers	199	120	1	.623
4. Denver Broncos	196	124	0	.613
5. Indianapolis Colts	195	125	0	.609
6. Seattle Seahawks	177	142	1	.555
Baltimore Ravens	177	142	1	.555
8. Philadelphia Eagles	173	145	2	.544
9. N.Y. Giants	171	148	1	.536
10. Minnesota Vikings	168	151	1	.527

Most Combined Wins Since 1997

Team	W	L	T	Pct.
1. New England Patriots	251	103	0	.709
2. Green Bay Packers	216	129	1	.626
3. Pittsburgh Steelers	214	129	1	.624
4. Denver Broncos	210	132	0	.614
5. Indianapolis Colts	207	138	0	.600
6. Baltimore Ravens	192	150	1	.561
7. Seattle Seahawks	190	152	1	.555
8. Philadelphia Eagles	183	155	2	.541
9. N.Y. Giants	181	155	1	.539
10. Minnesota Vikings	174	160	1	.521

Most Postseason Wins Since 1997

Team	W	L	T	Pct.
1. New England Patriots	23	11	0	.676
2. Baltimore Ravens	15	8	0	.652
Pittsburgh Steelers	15	9	0	.625
4. Denver Broncos	14	8	0	.636
5. Seattle Seahawks	13	10	0	.565
Green Bay Packers	13	13	0	.500
7. Indianapolis Colts	12	13	0	.480
8. N.Y. Giants	10	7	0	.588
Philadelphia Eagles	10	10	0	.500
10. San Francisco 49ers	8	7	0	.533

Most Playoff Appearances Since 1997

- 16 New England Patriots
- 15 Green Bay Packers
- 14 Indianapolis Colts
- 12 Seattle Seahawks**
- 12 Pittsburgh Steelers
- 11 Denver Broncos

Most Division Titles Since 1997

- 15 New England Patriots
- 10 Indianapolis Colts
- 10 Green Bay Packers
- 9 Seattle Seahawks**
- 9 Pittsburgh Steelers

Most Super Bowl Appearances Since 1997

- 6 New England Patriots
- 4 Denver Broncos
- 3 Seattle Seahawks**
- 3 N.Y. Giants
- 3 Pittsburgh Steelers



THE ENFORCER IS UP FOR THE PRO FOOTBALL HALL OF FAME'S CLASS OF 2017

On August 15, safety Kenny Easley was selected as the Senior Finalist for the Pro Football Hall of Fame's Class of 2017. Easley was picked by the Hall of Fame's Seniors Committee that met in Canton that day.

Easley was selected out of UCLA by the Seattle Seahawks as the fourth player overall in the 1981 NFL Draft. He embarked on a spectacular seven-year career during which he recorded multiple interceptions each season. In all, he amassed 32 interceptions which he returned for 538 yards and three touchdowns. He was also noted as a dominant tackler and added 8.0 career sacks. His finest season came in 1984 when he was named the NFL's Defensive Player of the Year when he registered a league-leading 10 interceptions and two pick-sixes. Easley was named first-team All-Pro four straight years (1982-85) and voted to five Pro Bowls. He is also a member of the NFL's All-Decade Team of the 1980s.

The Seniors Committee is comprised of nine members of the overall selection committee. Through mail vote, the 2017 senior nominees were reduced to a final list of candidates. Then, on a rotating basis, five of the nine members met at the Pro Football Hall of Fame in Canton to discuss each of the senior candidates and select the finalist. A senior nominee is a player whose career ended at least 25 years ago.

Easley must receive the same 80 percent voting support that is required of all finalists. The Hall's Selection Committee, at its annual meeting to be held on Saturday, February 4, 2017 in Houston, Texas, will consider 18 finalists, including one Senior (Easley), two Contributors (Jerry Jones, Paul Tagliabue), and 15 Modern-Era finalists (to be determined from a preliminary list announced in mid-September). Current bylaws call for a class no smaller than four or larger than eight. The Senior Finalist will be voted on for election independent of the other finalists.

The Class of 2017 will be formally enshrined during the Pro Football Hall of Fame Enshrinement Week in Canton in August.



KENNY EASLEY

Safety 6-3 198
 UCLA
 7 Seahawks Seasons
 1st Round 1981
 Seattle Games/Starts: 89/87
 Career Games/Starts: 89/87
 Birthdate: January 15, 1959
 Chesapeake, Virginia
 Ring of Honor: October 14, 2002 **45**

Kenny Easley was inducted into the Ring of Honor on October 14, 2002, with a sellout crowd and millions watching the Monday Night Football halftime ceremony at home. Easley redefined the strong safety position in seven years from 1981-87. Voted by the Associated Press as the NFL Defensive Player of the Year in 1984, Easley had 32 interceptions in his storied career. This fierce hitter registered 107 tackles, three interceptions and returned an interception 82 yards vs. Cleveland in his rookie campaign, earning him AFC Rookie of the Year by the NFL Players' Association. The following season, Easley would earn the first of five Pro Bowl appearances, including

being named a starter from 1983-85, and again in 1987. The crowning jewel of Easley's career came in 1984 where he spearheaded the NFL's sixth-rated defense that culminated into a Seahawks record 12 wins in the regular season and a Wild Card victory over the rival Los Angeles Raiders. He tied a Seahawks team record by intercepting 10 passes, including three against San Diego on October 29. Easley would be named first-team All-NFL by the Associated Press for the second year in a row and was bestowed that honor again in 1985. Easley finished his career with 498 tackles, seven sacks, 10 forced fumbles, nine fumble recoveries, and 32 interceptions.

EASLEY'S SINGLE-GAME HIGHS

Interceptions: 3* vs. San Diego (10/29/84)
 Longest Interception Return: 82 vs. Cleveland (12/20/81)
 Most Yards Returned: 125 vs. Cleveland (12/20/81)
 Most Touchdowns: 1, 3 times, last vs. Kansas City (11/4/84)
 * Team Record

EASLEY'S NFL RECORD

Club	G/S	Tkl.	QB	Int.	Yds.	Avg.	LG	TD	FF	FR
1981 Seattle	14/14	107	0.0	3	155	51.7	82t	1	0	4
1982 Seattle	8/8	55	2.0	4	48	12.0	44	0	1	1
1983 Seattle	16/15	82	3.0	7	106	13.2	38	0	1	3
1984 Seattle	16/16	75	0.0	10*	126	12.6	58	2	3	1
1985 Seattle	13/13	79	2.0	2	22	11.0	16	0	3	1
1986 Seattle	10/10	59	1.0	2	34	17.0	24	0	2	0
1987 Seattle	12/11	41	0.0	4	47	11.8	22	0	0	1
Career Totals	89/87	498	8.0	32	538	15.8	82t	3	10	11
Seahawks Totals	89/87	498	8.0	32	538	15.8	82t	3	10	11

* Team Record

Playoff Games Played/Started: 1983: 3/3, 1984: 2/2. Career: 5/5

SEATTLE SEAHAWKS / WEEK 17 / THROUGH SUNDAY, JANUARY 1, 2017

WON 10, LOST 5, TIED 1				* RUSHING		No.	Yds	Avg	Long	TD						
09/11	W 12-10	Miami	69,012	Michael	TM	117	469	4.0	41t	6						
09/18	L 3- 9	at Los Angeles	91,046	Rawls		109	349	3.2	45t	3						
09/25	W 37-18	San Francisco	69,010	Wilson		72	259	3.6	18	1						
10/02	W 27-17	at New York Jets	78,160	Prosise		30	172	5.7	72t	1						
10/16	W 26-24	Atlanta	69,071	Collins		31	125	4.0	26	1						
10/23	T 6- 6 OT	at Arizona	65,089	Lockett		6	114	19.0	75t	1						
10/30	L 20-25	at New Orleans	73,188	Pope	LG	12	44	3.7	18	0						
11/07	W 31-25	Buffalo	69,084	Pope	TM	11	43	3.9	18	0						
11/13	W 31-24	at New England	66,829	Ryan		2	26	13.0	26	0						
11/20	W 26-15	Philadelphia	69,190	Magee	LG	3	12	4.0	5	0						
11/27	L 5-14	at Tampa Bay	63,674	Magee	TM	3	12	4.0	5	0						
12/04	W 40- 7	Carolina	69,104	Spiller	TM	3	9	3.0	13	0						
12/11	L 10-38	at Green Bay	78,057	Richardson		1	5	5.0	5	0						
12/15	W 24- 3	Los Angeles	69,067	Baldwin		3	2	0.7	4	0						
12/24	L 31-34	Arizona	69,050	M. Johnson	LG	1	2	2.0	2	0						
01/01	W 25-23	at San Francisco	70,178	McKissic	LG	1	2	2.0	2	0						
		Sea.	Opp.	McKissic	TM	1	2	2.0	2	0						
TOTAL FIRST DOWNS		313	307	Tukuafu		2	2	1.0	2	0						
	Rushing	85	94	Boykin		8	1	0.1	11	0						
	Passing	203	180	Farmer		1	1	1.0	1	0						
	Penalty	25	33	Graham		1	0	0.0	0	0						
	3rd Down: Made/Att	79/207	82/212	Reece	LG	2	0	0.0	0	0						
	3rd Down Pct.	38.2	38.7	Reece	TM	2	0	0.0	0	0						
	4th Down: Made/Att	4/11	6/20	TEAM		403	1591	3.9	75t	13						
	4th Down Pct.	36.4	30.0	OPPONENTS		441	1487	3.4	34	16						
POSSESSION AVG.		29:36	30:24	* RECEIVING		No.	Yds	Avg	Long	TD						
TOTAL NET YARDS		5715	5099	Baldwin		94	1128	12.0	59	7						
	Avg. Per Game	357.2	318.7	Graham		65	923	14.2	42	6						
	Total Plays	1012	1020	Lockett		41	597	14.6	57t	1						
	Avg. Per Play	5.6	5.0	Kearse		41	511	12.5	36	1						
NET YARDS RUSHING		1591	1487	Richardson		21	288	13.7	39	1						
	Avg. Per Game	99.4	92.9	Michael	TM	20	96	4.8	13	1						
	Total Rushes	403	441	Prosise		17	208	12.2	43	0						
NET YARDS PASSING		4124	3612	Willson		15	129	8.6	19	2						
	Avg. Per Game	257.8	225.8	Rawls		13	96	7.4	20	0						
	Sacked/Yards Lost	42/298	42/272	Collins		11	84	7.6	14	0						
	Gross Yards	4422	3884	McEvoy		9	140	15.6	42t	2						
	Att./Completions	567/368	537/331	Reece	LG	5	72	14.4	31	0						
	Completion Pct.	64.9	61.6	Reece	TM	5	72	14.4	31	0						
	Had Intercepted	12	11	M. Johnson	LG	5	44	8.8	21	0						
PUNTS/AVERAGE		72/43.4	79/43.0	Spiller	TM	5	43	8.6	24	1						
NET PUNTING AVG.		72/39.3	79/38.4	Vannett		3	32	10.7	21	0						
PENALTIES/YARDS		117/970	103/925	B. Williams		2	36	18.0	20	0						
FUMBLES/BALL LOST		22/6	19/8	McKissic	LG	2	16	8.0	10	0						
TOUCHDOWNS		37	33	McKissic	TM	2	16	8.0	10	0						
	Rushing	13	16	Wilson		2	14	7.0	15t	1						
	Passing	23	16	Pope	LG	1	5	5.0	5	0						
	Returns	1	1	Pope	TM	1	5	5.0	5	0						
* SCORE BY PERIODS		Q1	Q2	Q3	Q4	OT	PTS	Farmer								
TEAM		66	138	46	101	3	354	TEAM	368	4422	12.0	59	23			
OPPONENTS		62	90	40	97	3	292	OPPONENTS	331	3884	11.7	80t	16			
* SCORING		TD-Ru-Pa-Rt	K-PAT	FG	S	PTS	* INTERCEPTIONS	No.	Yds	Avg	Long	TD				
	Hauschka	0	0	0	0	29/35	33/37	0	128	Sherman	4	37	9.3	31	0	
	Baldwin	7	0	7	0	0	42	Chancellor	2	5	2.5	5	0			
	Michael TM	7	6	1	0	0	42	Thomas	2	5	2.5	5	0			
	Graham	6	0	6	0	0	36	Morgan	1	14	14.0	14	0			
	Rawls	3	3	0	0	0	18	Wagner	1	9	9.0	9	0			
	Lockett	2	1	1	0	0	12	Shead	1	2	2.0	2	0			
	McEvoy	2	0	2	0	0	12	TEAM	11	72	6.5	31	0			
	Willson	2	0	2	0	0	12	OPPONENTS	12	153	12.8	32	0			
	Wilson	2	1	1	0	0	12	* PUNTING	No.	Yds	Avg	Net	TB	In	Lg	B
	Collins	1	1	0	0	0	6	Ryan	71	3126	44.0	39.3	3	26	64	1
	Kearse	1	0	1	0	0	6	TEAM	72	3126	43.4	39.3	3	26	64	1
	Prosise	1	1	0	0	0	6	OPPONENTS	79	3400	43.0	38.4	6	34	66	1
	Richardson	1	0	1	0	0	6	* PUNT RETURNS	Ret	FC	Yds	Avg	Long	TD		
	Spiller TM	1	0	1	0	0	6	Lockett	29	22	243	8.4	62	0		
	Thomas	1	0	0	1	0	6	Sherman	1	6	6	6.0	6	0		
	Reece LG	0	0	0	0	0	2	TEAM	30	28	249	8.3	62	0		
	Reece TM	0	0	0	0	0	2	OPPONENTS	28	22	236	8.4	29	0		
TEAM		37	13	23	1	29/35	33/37	1	354	* KICKOFF RETURNS	No.	Yds	Avg	Long	TD	
OPPONENTS		33	16	16	1	29/29	19/27	1	292	Lockett	23	606	26.3	46	0	
2-Pt Conv: Reece(TM), Reece(LG), TM 1-2,										Richardson	5	105	21.0	32	0	
OPP 3-4										Marsh	2	17	8.5	10	0	
SACKS: Avril 11.5, Clark 10, Bennett 5,										Spiller	2	46	23.0	24	0	
Wagner 4.5, Wright 4, Marsh 3, Reed 1.5,										Howsare	1	15	15.0	15	0	
Coyle 1, Rubin 1, Moore 0.5, TM 42, OPP 42										McKissic	1	22	22.0	22	0	
FUM/LOST: Wilson 8/2, Ryan 3/0, Collins 2/1,										McKissic	1	22	22.0	22	0	
Graham 2/2, Michael(TM) 2/1, Baldwin 1/0,										B. Williams	1	12	12.0	12	0	
Boykin 1/0, Britt 1/0, Frese 1/0,										Willson	1	0	0.0	0	0	
M. Johnson(LG) 1/1, Spiller(TM) 1/0										TEAM	35	808	23.1	46	0	
										OPPONENTS	32	654	20.4	45	0	
* FIELD GOALS		1-19	20-29	30-39	40-49	50+										
	Hauschka	0/ 0	11/13	13/13	8/10	1/ 1										
	TEAM	0/ 0	11/13	13/13	8/10	1/ 1										
	OPPONENTS	0/ 0	4/ 6	7/ 8	7/ 8	1/ 5										
Hauschka: (39G,38G) (23G) (33G,33G,22G) (33G,53G) (42G,29N,44G) (40G,36G,28N) (44G,21G) (49G)																
(27G,31G,41G,23G) (21G,35G,44N) (43G) (23G,37G,31G,28G) (28G) (48G) (45B,27G) (31G,32G,33G,28G)																
OPP: (41G,27B) (39G,28G,47G) (22G,53N) (34G) (33G) (39B,46G,45G,24N) (22G,53G,21G,41G) (31G,54N) (30G)																
() (48N) () (51N,38G) (36G) (53N,42G,43G) ()																
* PASSING		Att	Cmp	Yds	Cmp%	Yds/Att	TD	TD%	Int	Int%	Long	Sack/Lost	Rating			
	Wilson	546	353	4219	64.7	7.73	21	3.8	11	2.0	59	41/ 293	92.6			
	Boykin	18	13	145	72.2	8.06	1	5.6	1	5.6	31	1/ 5	91.2			
	Baldwin	1	1	15	100.0	15.00	1	100.0	0	0.0	15t	0/ 0	158.3			
	McEvoy	1	1	43	100.0	43.00	0	0.0	0	0.0	43	0/ 0	118.8			
	Ryan	1	0	0	0.0	0.00	0	0.0	0	0.0	---	0/ 0	39.6			
	TEAM	567	368	4422	64.9	7.80	23	4.1	12	2.1	59	42/ 298	93.4			
	OPPONENTS	537	331	3884	61.6	7.23	16	3.0	11	2.0	80t	42/ 272	85.0			

Defensive Statistics



	Total	Solo	Assist	Sacks	Yards	QH	Int	PD	FF	FR
Wagner, B.	167	85	82	4.5	27.0	18	1	3	0	1
Wright, K.	126	72	54	4.0	7.0	8	0	5	1	1
Chancellor, K.	81	47	34	0	0	0	2	8	1	0
Shed, D.	80	56	24	0	0	0	1	14	1	0
Sherman, R.	58	38	20	0	0	0	4	13	0	1
Clark, F.	47	25	22	10.0	68.5	19	0	1	2	1
Lane, J.	46	33	13	0	0	0	0	3	0	0
Thomas, E.	46	24	22	0	0	0	2	10	0	1
McDaniel, T.	43	20	23	0	0	1	0	3	0	1
Avril, C.	39	20	19	11.5	83.5	26	0	3	5	0
Rubin, A.	38	24	14	1.0	9.0	2	0	1	3	0
McCray, K.	35	20	15	0	0	0	0	1	0	0
Reed, J.	35	13	22	1.5	3.5	4	0	3	0	0
Bennett, M.	34	23	11	5.0	40.0	20	0	0	0	0
Terrell, S.	23	14	9	0	0	0	0	1	0	1
Marsh, C.	16	11	5	3.0	29.0	7	0	0	1	1
Coyle, B.	15	7	8	1.0	1.0	1	0	0	0	0
Morgan, M.	10	6	4	0	0	0	1	1	0	0
Thorpe, N.	10	7	3	0	0	0	0	0	0	0
Moore, D.	7	3	4	0.5	3.5	1	0	0	0	0
Pierre-Louis, K.	7	3	4	0	0	0	0	0	0	0
Siliga, S.	5	3	2	0	0	0	0	0	0	0
Smith, G.	5	1	4	0	0	0	0	0	0	0
Jenkins, J.	3	0	3	0	0	0	0	0	0	0
Johnson, J.	3	0	3	0	0	0	0	0	0	0
Elliott, D.	1	1	0	0	0	0	0	0	0	0
Jefferson, Q.	1	0	1	0	0	0	0	0	0	0
Tripp, J.	1	1	0	0	0	0	0	0	0	0
McDonald, D.	0	0	0	0	0	0	0	1	0	0

Special Teams Tackles

	Total	Solo	Assist	FF	FR	Blocks
Thorpe, N.	9	6	3	0	0	0
McDonald, D.	8	6	2	0	0	0
Elliott, D.	6	4	3	0	0	0
Williams, B.	6	4	2	0	0	0
Chancellor, K.	5	4	1	0	0	0
Marsh, C.	5	4	1	0	0	1
Pierre-Louis, K.	5	4	1	0	0	0
McCray, K.	4	3	1	0	0	0
Terrell, S.	4	3	1	0	0	0
Freese, N.	3	1	2	1	0	0
Lane, J.	3	3	0	0	0	0
Powell, T.	3	2	1	0	0	0
Hauschka, S.	2	2	0	1	0	0
Johnson, J.	2	2	0	0	0	0
Morgan, M.	2	1	1	0	0	0
Richardson, P.	2	2	0	0	0	0
Thomas, E.	2	0	2	0	0	0
Coyle, B.	1	0	1	0	0	0
Ryan, J.	1	0	1	0	0	0
Shed, D.	1	1	0	0	0	0
Tukuafu, W.	1	0	1	0	0	0
McEvoy, T.	0	0	0	0	0	1
Wagner, B.	0	0	0	0	0	1

Fumbles

	Fum	Lost	Own-Rec	O.B.
Wilson, R.	8	2	4	1
Ryan, J.	3	0	2	0
Collins, A.	2	1	0	0
Graham, J.	2	2	0	0
Michael, C.	2	1	1	0
Baldwin, D.	1	0	0	1
Boykin, T.	1	0	1	0
Britt, J.	1	0	0	0
Freese, N.	1	0	0	1
Spiller, C.	1	0	1	0
Glowinski, M.	0	0	2	0
Thorpe, N.	0	0	1	0

Postseason Defensive Statistics



	Total	Solo	Assist	Sacks	Yards	QH	Int	PD	FF	FR
Wagner, B.	10	8	2	0	0	1	0	0	0	0
Chancellor, K.	7	6	1	0	0	0	0	0	0	0
Wright, K.	6	3	3	0	0	0	0	0	0	0
Sherman, R.	5	3	2	0	0	0	0	0	0	0
Avril, C.	3	3	0	2.0	16.0	2	0	0	0	0
Bennett, M.	3	2	1	1.0	7.0	1	0	0	0	0
Terrell, S.	3	2	1	0	0	0	0	0	0	0
Lane, J.	2	0	2	0	0	0	0	0	0	0
Jenkins, J.	1	1	0	0	0	0	0	0	0	0
Shed, D.	1	0	1	0	0	0	0	3	0	0
Rubin, A.	1	0	1	0	0	0	0	0	0	0
Marsh, C.	0	0	0	0	0	1	0	0	0	0

Special Teams Tackles

	Total	Solo	Assist	FF	FR	Blocks
Johnson, J.	3	3	0	0	0	0
Thorpe, N.	1	1	0	0	0	0
Williams, B.	1	1	0	0	0	0

Fumbles

Fum	Lost	Own-Rec	O.B.
-----	------	---------	------

Transactions



2/8	Signed to future contracts	TE Brandon Cottom LS Andrew East CB George Farmer WR Deshon Foxx WR Antwan Goodley DT Justin Hamilton CB Stanley Jean-Baptiste WR Douglas McNeil III C Drew Nowak G Will Pericak T Terry Poole CB Trovon Reed TE Ronnie Shields DE Josh Shirley QB Phillip Sims WR Tyler Slavin S Robert Smith DE DeAngelo Tyson WR Jeff Fuller RB Cameron Marshall	Signed	DT Jarran Reed TE Nick Vannett QB Trevone Boykin DT Brandin Bryant DB DeAndre Elliott T George Fant DE Christian French DT Lars Koht LB Steve Longa RB Tre Madden T Lene Maiava S Tanner McEvoy DE Montese Overton DE David Perkins SS Tyvis Powell DT A.J. Francis DT Lars Koht SS Robert Smith WR Jeff Fuller CB Mohammed Seisay CB Jamal Marshall LB Pete Robertson FB Taniela Tupou TE Ronnie Shields WR Tyler Slavin RB Zac Brooks LB Christian French LB Khairi Fortt CB Jamal Marshall LB Kyle Coleman LB Khairi Fortt LS Nolan Frese WR Doug Baldwin T Lene Maiava WR Montario Hunter WR Tyler Slavin TE Clayton Echard DE Chris Clemons LS Drew Ferris SS Keenan Lambert RB Cameron Marshall TE Brandon Cottom TE Cooper Helfet RB Tre Madden DE David Perkins G Kona Schwenke TE Ronnie Shields FB Jonathan Amosa G Jahri Evans WR E.Z. Nwachukwu LB Kache Palacio RB Troymaine Pope TE Joe Sommers G Rees Odhiambo RB C.J. Prorise	5/6 cont. 5/9 Released Waived/injured Signed 5/16 Waived/injured Signed 6/2 Released Signed 6/28 Released Signed Signed to extension 7/29 Released Signed 7/31 Waived/injured Signed 8/4 Placed on res./retired list Released Signed 8/6 Waived/injured Signed 8/9 Waived/injured Signed	8/11 Released Signed 8/15 Released Signed 8/16 Waived/injured Signed 8/21 Released Signed 8/29 Released Terminated veteran contract Waived/injured Placed in injured reserve 8/30 Released Waived/injured 9/3 Released Terminated veteran contract Waived/injured Traded to Oakland Acquired from Oakland 9/4 Released Claimed 9/5 Signed Signed to practice squad	DE Montese Overton DE Tylor Harris RB Cameron Marshall LB Quayshawn Nealy CB Stanley Jean-Baptiste DT Tony McDaniel FB Jonathan Amosa FB Will Tukuafu FB Kyle Coleman WR Montario Hunter DE DeAngelo Tyson CB Brandon Browner WR Deshon Foxx DT Sealver Siliga RB Zac Brooks C Patrick Lewis LB Quayshawn Nealy LB Pete Robertson G Kristjan Sokoli RB George Farmer CB Trovon Reed DE Josh Shirley WR Kevin Smith DT Brandin Bryant TE Clayton Echard WR Antwan Goodley DE Tylor Harris QB Jake Heaps S Keenan Lambert WR Kenny Lawler LB Steve Longa WR Douglas McNeil III WR E.Z. Nwachukwu LB Kache Palacio G Will Pericak RB Troymaine Pope DE Ryan Robinson CB Tye Smith DT/FB Tani Tupou WR Kasen Williams G Jahri Evans FB Will Tukuafu CB Marcus Burley DT Jordan Hill LB Eric Pinkins T Terry Poole TE Joe Sommers Cond. 2017 draft pick S Dewey McDonald DT Justin Hamilton DT Garrison Smith FB Tani Tupou DE Tylor Harris WR Kenny Lawler
-----	----------------------------	---	--------	---	---	--	--

Transactions



9/5 cont.	WR Marcus Lucas	11/4 Released from practice sq.	RB George Farmer
	LB Kache Palacio	Signed to practice squad	RB Troymaine Pope
	G Will Pericak	11/8 Released from practice sq.	WR Kenny Lawler
	WR Rodney Smith	11/9 Signed to practice squad	RB George Farmer
	LB Jordan Tripp	11/15 Released	RB Christine Michael
	WR Kasen Williams		DT Sealver Siliga
9/6 Signed to practice squad	T Takoby Cofield	Signed	DT John Jenkins
	DT Justin Hamilton	Signed from practice squad	RB Troymaine Pope
9/8 Released from practice sq.	DE Tylor Harris	11/16 Signed to the practice sq.	WR Kenny Lawler
Signed to practice squad	CB Tye Smith	11/22 Released	T/G J' Marcus Webb
9/10 Released from practice sq.	T Takoby Cofield	Placed on PS/IR	DT Tylor Harris
Signed to practice squad	WR Antwan Goodley	Signed to practice squad	RB Zac Brooks
9/13 Released	CB Tharold Simon	11/23 Signed from practice squad	RB George Farmer
	FB Tani Tupou	Signed to practice squad	FB Malcolm Johnson
Signed	CB Neiko Thorpe	11/29 Released from practice sq.	RB Zac Brooks
	FB Will Tukuafu		FB Malcolm Johnson
Released from practice sq.	DT Justin Hamilton	Signed to practice squad	WR Kevin Smith
	WR Rodney Smith	11/30 Signed to practice squad	RB Kelvin Taylor
	WR Kasen Williams	12/3 Placed on injured reserve	LB Jordan Tripp
Signed to practice squad	DE Tylor Harris	Activated from IR	LB Mike Morgan
	QB Jake Heaps	12/6 Placed on injured reserve	S Earl Thomas
	T Michael Ola	Released	RB George Farmer
9/20 Released from practice sq.	T Michael Ola	Signed	FB Marcel Reece
	CB Tye Smith		S Jeron Johnson
Signed to practice squad	WR Kasen Williams	Released from practice sq.	WR Kevin Smith
9/21 Released	FB Will Tukuafu	Signed to practice squad	DT Shaneil Jenkins
Signed to practice squad	RB Terrence Magee	12/8 Released from practice sq.	RB Kelvin Taylor
9/24 Signed	RB Terrence Magee	Signed to practice squad	RB George Farmer
9/25 Signed to practice squad	G Robert Myers	12/13 Placed on injured reserve	RB Troymaine Pope
9/27 Released from practice sq.	WR Antwan Goodley		FB Will Tukuafu
Signed to practice squad	RB Zac Brooks	Signed	LB Ronald Powell
9/28 Released	RB Terrence Magee		RB Kelvin Taylor
Signed	RB C.J. Spiller	12/20 Released	RB Kelvin Taylor
10/3 Released from IR	T Terry Poole	Placed on injured reserve	DE Damontre Moore
Placed on injured reserve	LB Mike Morgan	Signed from Cleveland PS	RB Terrence Magee
Released from practice sq.	QB Jake Heaps	Claimed	RB J.D. McKissic
10/4 Signed	LB Jordan Tripp	Placed on PS/IR	G Robert Myers
Signed to practice squad	DE Sterling Bailey	Signed to practice squad	FB Malcolm Johnson
10/11 Signed to practice squad	FB Julian Howsare	12/27 Placed on injured reserve	WR Tyler Lockett
10/18 Placed on injured reserve	DT Garrison Smith	Signed from practice squad	WR Kasen Williams
Signed	DT Sealver Siliga	Placed on PS/IR	LB Kache Palacio
10/20 Released from practice sq.	DE Sterling Bailey	12/28 Signed to practice squad	C Ross Burbank
Signed to practice squad	DT Justin Hamilton		RB Kelvin Taylor
10/25 Placed on injured reserve	DT Quinton Jefferson	12/30 Signed to extension	DE Michael Bennett
Signed	DE Malliciah Goodman	1/3 Placed on injured reserve	LS Nolan Frese
Released from practice sq.	RB Zac Brooks	Signed	LS Tyler Ott
10/26 Released	RB C.J. Spiller	1/4 Released	S Tyvis Powell
Signed	FB Will Tukuafu	Signed	WR Devin Hester
Signed to practice squad	QB Joel Stave		
11/1 Released	DE Malliciah Goodman		
Signed	DE Damontre Moore		
Released from practice sq.	FB Julian Howsare		
	QB Joel Stave		
Signed to practice squad	RB George Farmer		
11/2 Signed to practice squad	FS Pierre Desir		

(1,568th transaction since 2010)

Participation Chart



Game Date	2016																G	S	IN	DNP
	1 9/11	2 9/18	3 9/25	4 10/2	5 10/16	6 10/23	7 10/30	8 11/7	9 11/13	10 11/20	11 11/27	12 12/4	13 12/11	14 12/15	15 12/24	16 1/1				
Game	Mia	@LA	SF	@NYJ	Atl	@Ari	@NO	Buf	@NE	Phi	@TB	Car	@GB	LA	Ari	@SF				
Avril, C.	RDE	RDE	RDE	RDE	RDE	RDE	RDE	RDE	RDE	RDE	RDE	RDE	RDE	RDE	RDE	RDE	16	16	0	0
Baldwin, D.	WR	wr	WR	WR	WR	WR	WR	WR	WR	WR	WR	WR	WR	WR	WR	WR	16	15	0	0
Bennett, M.	LDE	LDE	LDE	LDE	LDE	LDE	LDE	in	in	in	in	LDE	LDE	LDE	LDE	LDE	11	11	5	0
Boykin, T.	dnp	dnp	qb	dnp	dnp	dnp	dnp	dnp	dnp	rb	dnp	qb	qb	dnp	dnp	qb	5	0	0	11
Britt, J.	C	C	C	C	C	C	C	C	C	C	dnp	C	C	C	C	C	15	15	0	1
Chancellor, K.	SS	SS	SS	SS	in	in	in	in	SS	SS	SS	SS	SS	SS	SS	SS	12	12	4	0
Clark, F.	de	de	de	de	in	de	LDE	LDE	LDE	LDE	de	de	de	de	de	de	16	5	1	0
Collins, A.	in	rb	rb	rb	rb	rb	dnp	rb	rb	in	rb	in	rb	dnp	rb	rb	11	0	3	2
Coyle, B.	sub	sub	sub	sub	sub	lb	OLB	OLB	lb	OLB	in	in	in	in	lb	sub	12	3	4	0
Elliott, D.	sub	in	sub	sub	sub	sub	in	in	sub	cb	cb	cb	sub	cb	cb	sub	13	0	3	0
Fant, G.	sub	sub	t	in	in	t	LT	LT	LT	LT	LT	LT	LT	LT	LT	LT	14	10	2	0
Farmer, G.											rb	rb	ps	ps	ps	ps	2	0	0	0
Frese, N.	sub	sub	sub	sub	sub	sub	sub	sub	sub	sub	sub	sub	sub	sub	sub	sub	16	0	0	0
Gilliam, G.	RT	RT	RT	RT	RT	RT	RT	RT	RT	RT	RT	in	in	t	RT	RT	14	13	2	0
Glowinski, M.	LG	LG	LG	LG	LG	LG	LG	LG	LG	LG	LG	LG	LG	LG	LG	LG	16	16	0	0
Goodman, M.							de										1	0	0	0
Graham, J.	te	TE	TE	TE	TE	TE	TE	TE	TE	TE	TE	TE	TE	TE	TE	TE	16	15	0	0
Hauschka, S.	k	k	k	k	k	k	k	k	k	k	k	k	k	k	k	k	16	0	0	0
Hunt, J.	dnp	dnp	dnp	dnp	fb	sub	c	dnp	dnp	sub	C	dnp	sub	sub	sub	sub	9	1	0	7
Ifedi, G.	in	in	in	RG	RG	RG	RG	RG	RG	RG	RG	RG	RG	RG	RG	RG	13	13	3	0
Jefferson, Q.	de	de	in	de	in	in	ir	ir	ir	ir	ir	ir	ir	ir	ir	ir	3	0	3	0
Jenkins, J.										dt	dt	in	in	in	in	in	2	0	5	0
Johnson, J.													sub	s	s	sub	4	0	0	0
Kearse, J.	WR	wr	WR	WR	WR	WR	WR	WR	WR	WR	WR	WR	WR	WR	WR	WR	16	15	0	0
Lane, J.	CB	cb	CB	CB	CB	cb	cb	cb	CB	cb	RCB	cb	CB	CB	CB	cb	16	9	0	0
Lockett, T.	WR	WR	wr	wr	WR	WR	WR	WR	wr	wr	wr	wr	WR	WR	WR	ir	15	9	0	0
McCray, K.	sub	sub	sub	sub	SS	SS	SS	SS	sub	s	sub	s	sub	s	s	sub	16	4	0	0
McDaniel, T.	dt	dt	dt	RDT	RDT	RDT	RDT	RDT	RDT	RDT	RDT	RDT	RDT	dt	dt	dt	16	10	0	0
McDonald, D.	in	in	sub	sub	sub	sub	sub	sub	sub	sub	sub	sub	sub	lb	sub	sub	14	0	2	0
McEvoy, T.	wr	in	wr	wr	wr	wr	wr	wr	in	wr	wr	wr	wr	wr	wr	wr	14	0	2	0
McKissic, J.															in	rb	1	0	1	0
Magee, T.			rb												rb	in	2	0	1	0
Marsh, C.	lb	lb	lb	lb	lb	OLB	lb	lb	lb	lb	lb	lb	lb	lb	lb	lb	16	1	0	0
Michael, C.	RB	rb	RB	RB	RB	RB	RB	RB	rb								9	7	0	0
Moore, D.								de	de	de	in	de	in	in	ir	ir	4	0	3	0
Morgan, M.	lb	OLB	lb	lb	ir	ir	ir	ir	ir	ir	OLB	lb	lb	lb	OLB	OLB	9	3	0	0
Odhiambo, R.	in	sub	in	in	in	in	dnp	in	in	t	sub	t	t	t	t	t	8	0	7	1
Pierre-Louis, K.	lb	sub	sub	sub	lb	in	in	sub	sub	in	lb	lb	sub	lb	sub	sub	13	0	3	0
Pope, T.								ps	ps	rb	in	rb	rb	ir	ir	ir	3	0	1	0
Powell, R.														in	in	in	0	0	3	0
Powell, T.	sub	sub	in	in	sub	sub	sub	sub	in	in	sub	sub	in	in	in	in	8	0	8	0
Prosis, C.	rb	in	in	in	in	rb	rb	rb	RB	RB	in	in	in	in	in	in	6	2	10	0
Rawls, T.	rb	RB	in	in	in	in	in	in	in	rb	RB	RB	RB	RB	RB	RB	9	7	7	0
Reece, M.													fb	fb	fb	fb	4	0	0	0
Reed, J.	RDT	RDT	RDT	in	dt	dt	dt	dt	dt	dt	dt	dt	dt	RDT	RDT	RDT	15	6	1	0
Richardson, P.	wr	wr	wr	wr	wr	wr	wr	wr	wr	wr	wr	wr	in	wr	wr	wr	15	0	1	0
Rubin, A.	LDT	LDT	LDT	LDT	LDT	LDT	LDT	LDT	LDT	LDT	LDT	LDT	LDT	LDT	LDT	LDT	16	16	0	0
Ryan, J.	p	p	p	p	p	p	p	p	p	p	p	p	p	p	p	p	16	0	0	0
Shead, D.	RCB	RCB	RCB	RCB	RCB	RCB	RCB	RCB	RCB	RCB	in	RCB	RCB	RCB	RCB	RCB	15	15	1	0
Sherman, R.	LCB	LCB	LCB	LCB	LCB	LCB	LCB	LCB	LCB	LCB	LCB	LCB	LCB	LCB	LCB	LCB	16	16	0	0
Siliga, S.						dt	dt	dt									4	0	0	0
Simon, T.	in																0	0	1	0
Smith, G.	in	in	dt	dt	dt	ir	ir	ir	ir	ir	ir	ir	ir	ir	ir	ir	3	0	2	0
Sowell, B.	LT	LT	LT	LT	LT	LT	in	in	in	in	t	RT	RT	RT	in	in	10	9	6	0
Spiller, C.				rb	rb	in											2	0	1	0
Taylor, K.												ps		in		ps	0	0	1	0
Terrell, S.	sub	sub	sub	s	sub	sub	sub	s	s	s	FS	s	FS	FS	FS	FS	16	5	0	0
Thomas, E.	FS	FS	FS	FS	FS	FS	FS	FS	FS	FS	FS	FS	FS	ir	ir	ir	11	11	1	0
Thorpe, N.		sub	sub	sub	sub	sub	sub	sub	sub	sub	cb	cb	cb	cb	sub	sub	15	0	0	0
Tripp, J.					sub	lb	sub	sub	sub	sub	sub	OLB	ir				7	1	0	0
Tukuafu, W.		fb				fb	fb	fb	fb	fb	fb/dt	fb	in	ir	ir	ir	7	0	1	0
Tupou, T.	fb																1	0	0	0
Vannett, N.	in	in	in	in	te	te	te	te	TE	in	te	TE	te	te	in	in	9	2	7	0
Wagner, B.	MLB	MLB	MLB	MLB	MLB	MLB	MLB	MLB	MLB	MLB	MLB	MLB	MLB	MLB	MLB	MLB	16	16	0	0
Webb, J.	RG	RG	RG	sub	t	sub	sub	t	t	in							9	3	1	0
Williams, B.	te	TE	te	te	te	te	te	te	te	te	te	te	te	te	sub	te	16	1	0	0
Williams, K.															wr		1	0	0	0
Willson, L.	TE	TE	TE	TE	te	in	in	in	in	TE	te	in	te	te	te	TE	11	6	5	0
Wilson, R.	QB	QB	QB	QB	QB	QB	QB	QB	QB	QB	QB	QB	QB	QB	QB	QB	16	16	0	0
Wright, K.	OLB	OLB	OLB	OLB	OLB	OLB	OLB	OLB	OLB	OLB	OLB	OLB	OLB	OLB	OLB	OLB	16	16	0	0

CAPS - starter; lower case - substitute at position; sub - special teams only; dnp - did not play; in - inactive; ps - practice squad; ir - injured reserve; nfi - non-football injury; sus - suspended, pup - physically unable to perform, exp - exempt

Postseason Participation Chart



Game	1	2	2016			
			G	S	IN	DNP
Date	1/7	1/14				
Game	Det	@Atl				
Avril, C.	RDE		1	1	0	0
Baldwin, D.	WR		1	1	0	0
Bennett, M.	LDE		1	1	0	0
Boykin, T.	dnp		0	0	0	1
Britt, J.	C		1	1	0	0
Chancellor, K.	SS		1	1	0	0
Clark, F.	de		1	0	0	0
Collins, A.	rb		1	0	0	0
Coyle, B.	sub		1	0	0	0
Elliott, D.	sub		1	0	0	0
Fant, G.	LT		1	1	0	0
Gilliam, G.	RT		1	1	0	0
Glowinski, M.	LG		1	1	0	0
Graham, J.	TE		1	1	0	0
Hauschka, S.	k		1	0	0	0
Hester, D.	wr		1	0	0	0
Hunt, J.	sub		1	0	0	0
Ifedi, G.	RG		1	1	0	0
Jenkins, J.	dt		1	0	0	0
Johnson, J.	sub		1	0	0	0
Kearse, J.	WR		1	1	0	0
Lane, J.	CB		1	1	0	0
McCray, K.	s		1	0	0	0
McDaniel, T.	in		0	0	1	0
McDonald, D.	sub		1	0	0	0
McEvoy, T.	wr		1	0	0	0
McKissic, J.	rb		1	0	0	0
Magee, T.	in		0	0	1	0
Marsh, C.	lb		1	0	0	0
Morgan, M.	lb		1	0	0	0
Odhiambo, R.	in		0	0	1	0
Ott, T.	sub		1	0	0	0
Pierre-Louis, K.	sub		1	0	0	0
Powell, R.	in		0	0	1	0
Prosise, C.	in		0	0	1	0
Rawls, T.	RB		1	1	0	0
Reece, M.	FB		1	1	0	0
Reed, J.	RDT		1	1	0	0
Richardson, P.	wr		1	0	0	0
Rubin, A.	LDT		1	1	0	0
Ryan, J.	p		1	0	0	0
Shead, D.	RCB		1	1	0	0
Sherman, R.	LCB		1	1	0	0
Sowell, B.	t		1	0	0	0
Terrell, S.	FS		1	1	0	0
Thorpe, N.	sub		1	0	0	0
Vannett, N.	in		0	0	1	0
Wagner, B.	MLB		1	1	0	0
Williams, B.	te		1	0	0	0
Williams, K.	in		0	0	1	0
Willson, L.	te		1	0	0	0
Wilson, R.	QB		1	1	0	0
Wright, K.	OLB		1	1	0	0

CAPS - starter; lower case - substitute at position; sub - special teams only; dnp - did not play; in - inactive; ps - practice squad; ir - injured reserve; nfi - non-football injury; sus - suspended, pup - physically unable to perform, exp - exempt

How Built



Year By Draft

2016 G/T Germain Ifedi (1)
DT Jarran Reed (2)
RB C.J. Prosise (3a)
TE Nick Vannett (3b)
G Rees Odhiambo (3c)
RB Alex Collins (5b)
C Joey Hunt (6)

2015 DE Frank Clark (2)
G Mark Glowinski (4b)

2014 WR Paul Richardson (2a)
T Justin Britt (2b)
DE Cassius Marsh (4a)
LB Kevin Pierre-Louis (4c)

2013 TE Luke Willson (5c)

2012 LB Bobby Wagner (2)
QB Russell Wilson (3)
CB Jeremy Lane (6a)

2011 LB K.J. Wright (4a)
CB Richard Sherman (5a)

2010 S Kam Chancellor (5)

Trade/Waivers/Practice Squad

LB Dewey McDonald (T)
RB J.D. McKissic (W)
RB Terrence Magee (PS)

TE Jimmy Graham (T)
S Kelcie McCray (T)

K Steven Hauschka (W)

Free Agents

2016
QB Trevone Boykin
CB DeAndre Elliott
T George Fant
WR Devin Hester
DT John Jenkins
S Jeron Johnson
DT Tony McDaniel
WR Tanner McEvoy
LS Tyler Ott
LB Ronald Powell
FB Marcel Reece
T Bradley Sowell (UFA)
CB Neiko Thorpe
TE Brandon Williams
WR Kasen Williams

2015
RB Thomas Rawls
DT Ahtyba Rubin

2014
LB Brock Coyle
T Garry Gilliam
FS Steven Terrell

2013
DE Cliff Avril (UFA)
DE Michael Bennett (UFA)

2012
WR Jermaine Kearse
S DeShawn Shead

2011
WR Doug Baldwin
LB Mike Morgan

2008
P Jon Ryan

2016 Seattle Seahawks Alphabetical Roster

No.	Name	Pos.	Ht.	Wt.	Birthdate	Age	Exp.	College	Hometown	Acquired
56	Avril, Cliff	DE	6-3	260	4/8/1986	30	9	Purdue	Green Cove Springs, Fla.	UFA(Det)-'13
89	Baldwin, Doug	WR	5-10	192	9/21/1988	28	6	Stanford	Gulf Breeze, Fla.	FA-'11
72	Bennett, Michael	DE	6-4	274	11/13/1985	31	8	Texas A&M	Alief, Texas	UFA(TB)-'13
2	Boykin, Trevone	QB	6-0	213	8/22/1993	23	R	TCU	Dallas, Texas	FA-'16
68	Britt, Justin	C	6-6	315	5/29/1991	25	3	Missouri	Lebanon, Mo.	D2(b)-'14
31	Chancellor, Kam	SS	6-3	225	4/3/1988	28	7	Virginia Tech	Norfolk, Va.	D5-'10
55	Clark, Frank	DE	6-3	260	6/14/1993	23	2	Michigan	Cleveland, Ohio	D2-'15
36	Collins, Alex	RB	5-10	217	8/26/1994	22	R	Arkansas	Fort Lauderdale, Fla.	D5(b)-'16
52	Coyle, Brock	LB	6-1	245	10/12/1990	26	3	Montana	Bozeman, Mont.	FA-'14
21	Elliott, DeAndre	CB	6-1	189	11/21/1992	24	R	Colorado State	Dallas, Texas	FA-'16
74	Fant, George	T	6-5	296	7/19/1992	24	R	Western Kentucky	Bowling Green, Ky.	FA-'16
79	Gilliam, Garry	T	6-5	315	11/26/1990	26	3	Penn State	Carlisle, Pa.	FA-'14
63	Glowinski, Mark	G	6-4	310	5/3/1992	24	2	West Virginia	Wilkes-Barre, Pa.	D4(b)-'15
88	Graham, Jimmy	TE	6-7	265	11/24/1986	30	7	Miami	Goldsboro, N.C.	T(NO)-'15
4	Hauschka, Steven	K	6-4	210	6/29/1985	31	9	North Carolina State	Needham, Mass.	W(Den)-'11
17	Hester, Devin	WR	5-11	190	11/4/1982	34	11	Miami	Riviera Beach, Fla.	FA-'14
53	Hunt, Joey	C	6-2	299	2/22/1994	22	R	TCU	El Campo, Texas	D6-'16
76	Ifedi, Germain	G/T	6-5	325	6/2/1994	22	R	Texas A&M	Houston, Texas	D1-'16
92	Jenkins, John	DT	6-4	343	7/11/1989	27	4	Georgia	Meriden, Conn.	FA-'16
32	Johnson, Jeron	SS	5-10	212	6/12/1988	28	6	Boise State	Compton, Calif.	FA-'16
15	Kearse, Jermaine	WR	6-1	209	2/6/1990	26	5	Washington	Lakewood, Wash.	FA-'12
20	Lane, Jeremy	CB	6-0	190	7/14/1990	26	5	Northwestern St. (La.)	Tyler, Texas	D6(a)-'12
33	McCray, Kelcie	SS	6-2	202	9/21/1988	28	5	Arkansas State	Columbus, Ga.	T(KC)-'15
93	McDaniel, Tony	DT	6-7	305	1/20/1985	31	11	Tennessee	Columbia, S.C.	FA-'16
41	McDonald, Dewey	LB	6-0	220	6/10/1990	26	3	California Univ. (Pa.)	Ranson, W. Va.	T(Oak)-'16
19	McEvoy, Tanner	WR	6-6	230	1/26/1993	23	R	Wisconsin	Hillsdale, N.J.	FA-'16
30	McKissic, J.D.	RB	5-10	187	8/15/1993	23	R	Arkansas State	Phenix City, Ala.	W(Atl)-'16
26	Magee, Terrence	RB	5-9	220	3/16/1993	23	2	LSU	Covington, La.	PS(Cle)-'16
91	Marsh, Cassius	DE	6-4	245	7/7/1992	24	3	UCLA	Simi Valley, Calif.	D4(a)-'14
57	Morgan, Mike	LB	6-3	235	1/16/1988	28	6	USC	Dallas, Texas	FA-'11
70	Odhiambo, Rees	G	6-4	315	9/23/1992	24	R	Boise State	Mansfield, Ohio	D3(c)-'16
69	Ott, Tyler	LS	6-3	253	2/28/1992	24	2	Harvard	Tulsa, Okla.	FA-'16
58	Pierre-Louis, Kevin	LB	6-0	230	10/7/1991	25	3	Boston College	Norwalk, Conn.	D4(c)-'14
59	Powell, Ronald	LB	6-3	247	5/14/1991	25	3	Florida	Moreno Valley, Calif.	FA-'16
22	Prosise, C.J.	RB	6-1	220	5/20/1994	22	R	Notre Dame	Petersburg, Va.	D3(a)-'16
34	Rawls, Thomas	RB	5-9	215	8/3/1993	23	2	Central Michigan	Flint, Mich.	FA-'15
44	Reece, Marcel	FB	6-1	235	6/23/1985	31	9	Washington	Los Angeles, Calif.	FA-'16
90	Reed, Jarran	DT	6-3	311	12/16/1992	24	R	Alabama	Goldsboro, N.C.	D2-'16
10	Richardson, Paul	WR	6-0	183	4/13/1992	24	3	Colorado	Los Angeles, Calif.	D2(a)-'14
77	Rubin, Ahtyba	DT	6-2	310	7/25/1986	30	9	Iowa State	Pensacola, Fla.	UFA(Cle)-'15
9	Ryan, Jon	P	6-0	217	11/26/1981	35	11	Regina	Regina, Saskatchewan	FA-'08
35	Shead, DeShawn	DB	6-2	212	6/28/1989	27	5	Portland State	Palmdale, Calif.	FA-'12
25	Sherman, Richard	CB	6-3	195	3/30/1988	28	6	Stanford	Compton, Calif.	D5(a)-'11
78	Sowell, Bradley	T	6-7	309	6/6/1989	27	5	Mississippi	Hernando, Miss.	UFA(Ari)-'16
23	Terrell, Steven	FS	5-10	197	9/21/1990	26	4	Texas A&M	Allen, Texas	FA-'14
27	Thorpe, Neiko	CB	6-2	198	2/11/1990	26	4	Auburn	Tucker, Ga.	FA-'16
81	Vannett, Nick	TE	6-6	257	3/6/1993	23	R	Ohio State	Westerville, Ohio	D3(b)-'16
54	Wagner, Bobby	LB	6-0	245	6/27/1990	26	5	Utah State	Ontario, Calif.	D2-'12
86	Williams, Brandon	TE	6-3	247	10/13/1987	29	4	Oregon	Merrionette, Ill.	FA-'16
18	Williams, Kasen	WR	6-1	219	12/5/1992	24	2	Washington	Sammamish, Wash.	FA-'15
82	Willson, Luke	TE	6-5	252	1/15/1990	26	4	Rice	Lasalle, Ontario	D5(c)-'13
3	Wilson, Russell	QB	5-11	215	11/29/1988	28	5	Wisconsin	Richmond, Va.	D3-'12
50	Wright, K.J.	LB	6-4	246	7/23/1989	27	6	Mississippi State	Olive Branch, Miss.	D4(a)-'11

Head Coach: Pete Carroll, Darrell Bevell (Offensive Coordinator), Kris Richard, (Defensive Coordinator), Michael Barrow (Linebackers), Dwaine Board (Asst. Defensive Line), Tom Cable (Asst. Head Coach/Offensive Line), Dave Canales (Wide Receivers), Chris Carlisle (Head Strength & Conditioning), Brennan Carroll (Asst. Offensive Line), Nate Carroll (Asst. Wide Receivers), Andre Curtis (Defensive Backs), Heath Farwell (Coaching Asst.), Mondray Gee (Asst. Strength & Conditioning), John Glenn (Defensive Asst.), Will Harriger (Asst. Quarterbacks), Travis Jones (Defensive Line), Pat McPherson (Tight Ends), Ricky Manning, Jr. (Asst. Defensive Backs), Chad Morton (Asst. Running Backs/Asst. Special Teams), Pat Ruel (Asst. Offensive Line), Brian Schneider (Special Teams Coordinator), Rocky Seto (Assistant Head Coach/Defense), Carl Smith (Quarterbacks), Sherman Smith (Running Backs), Nick Sorensen (Asst. Defensive Backs/Asst. Special Teams), Lofa Tatupu (Asst. Linebackers), Jamie Yanchar (Assistant Strength & Conditioning).

2016 Seattle Seahawks Numerical Roster

No.	Name	Pos.	Ht.	Wt.	Birthdate	Age	Exp.	College	Hometown	Acquired
2	Trevone Boykin	QB	6-0	213	8/22/1993	23	R	TCU	Dallas, Texas	FA-'16
3	Russell Wilson	QB	5-11	215	11/29/1988	28	5	Wisconsin	Richmond, Va.	D3-'12
4	Steven Hauschka	K	6-4	210	6/29/1985	31	9	North Carolina State	Needham, Mass.	W(Den)-'11
9	Jon Ryan	P	6-0	217	11/26/1981	35	11	Regina	Regina, Saskatchewan	FA-'08
10	Paul Richardson	WR	6-0	183	4/13/1992	24	3	Colorado	Los Angeles, Calif.	D2(a)-'14
15	Jermaine Kearse	WR	6-1	209	2/6/1990	26	5	Washington	Lakewood, Wash.	FA-'12
17	Devin Hester	WR	5-11	190	11/4/1982	34	11	Miami	Riviera Beach, Fla.	FA-'16
18	Kasen Williams	WR	6-1	219	12/5/1992	24	2	Washington	Sammamish, Wash.	FA-'15
19	Tanner McEvoy	WR	6-6	230	1/26/1993	23	R	Wisconsin	Hillsdale, N.J.	FA-'16
20	Jeremy Lane	CB	6-0	190	7/14/1990	26	5	Northwestern St. (La.)	Tyler, Texas	D6(a)-'12
21	DeAndre Elliott	CB	6-1	189	11/21/1992	24	R	Colorado State	Dallas, Texas	FA-'16
22	C.J. Proise	RB	6-1	220	5/20/1994	22	R	Notre Dame	Petersburg, Va.	D3(a)-'16
23	Steven Terrell	FS	5-10	197	9/21/1990	26	4	Texas A&M	Allen, Texas	FA-'14
25	Richard Sherman	CB	6-3	195	3/30/1988	28	6	Stanford	Compton, Calif.	D5(a)-'11
26	Terrence Magee	RB	5-9	220	3/16/1993	23	2	LSU	Covington, La.	PS(Cle)-'16
27	Neiko Thorpe	CB	6-2	198	2/11/1990	26	4	Auburn	Tucker, Ga.	FA-'16
30	J.D. McKissic	RB	5-10	187	8/15/1993	23	R	Arkansas State	Phenix City, Ala.	W(Atl)-'16
31	Kam Chancellor	SS	6-3	225	4/3/1988	28	7	Virginia Tech	Norfolk, Va.	D5-'10
32	Jeron Johnson	SS	5-10	212	6/12/1988	28	6	Boise State	Compton, Calif.	FA-'16
33	Kelcie McCray	SS	6-2	202	9/21/1988	28	5	Arkansas State	Columbus, Ga.	T(KC)-'15
34	Thomas Rawls	RB	5-9	215	8/3/1993	23	2	Central Michigan	Flint, Mich.	FA-'15
35	DeShawn Sheard	DB	6-2	212	6/28/1989	27	5	Portland State	Palmdale, Calif.	FA-'12
36	Alex Collins	RB	5-10	217	8/26/1994	22	R	Arkansas	Fort Lauderdale, Fla.	D5(b)-'16
41	Dewey McDonald	LB	6-0	220	6/10/1990	26	3	California Univ. (Pa.)	Ranson, W. Va.	T(Oak)-'16
44	Marcel Reece	FB	6-1	235	6/23/1985	31	9	Washington	Los Angeles, Calif.	FA-'16
50	K.J. Wright	LB	6-4	246	7/23/1989	27	6	Mississippi State	Olive Branch, Miss.	D4(a)-'11
52	Brock Coyle	LB	6-1	245	10/12/1990	26	3	Montana	Bozeman, Mont.	FA-'14
53	Joey Hunt	C	6-2	299	2/22/1994	22	R	TCU	El Campo, Texas	D6-'16
54	Bobby Wagner	LB	6-0	245	6/27/1990	26	5	Utah State	Ontario, Calif.	D2-'12
55	Frank Clark	DE	6-3	260	6/14/1993	23	2	Michigan	Cleveland, Ohio	D2-'15
56	Cliff Avril	DE	6-3	260	4/8/1986	30	9	Purdue	Green Cove Springs, Fla.	UFA(Det)-'13
57	Mike Morgan	LB	6-3	235	1/16/1988	28	6	USC	Dallas, Texas	FA-'11
58	Kevin Pierre-Louis	LB	6-0	230	10/7/1991	25	3	Boston College	Norwalk, Conn.	D4(c)-'14
59	Ronald Powell	LB	6-3	247	5/14/1991	25	3	Florida	Moreno Valley, Calif.	FA-'16
63	Mark Glowinski	G	6-4	310	5/3/1992	24	2	West Virginia	Wilkes-Barre, Pa.	D4(b)-'15
68	Justin Britt	C	6-6	315	5/29/1991	25	3	Missouri	Lebanon, Mo.	D2(b)-'14
69	Tyler Ott	LS	6-3	253	2/28/1992	24	2	Harvard	Tulsa, Okla.	FA-'16
70	Rees Odhiambo	G	6-4	315	9/23/1992	24	R	Boise State	Mansfield, Texas	D3(c)-'16
72	Michael Bennett	DE	6-4	274	11/13/1985	31	8	Texas A&M	Alief, Texas	UFA(TB)-'13
74	George Fant	T	6-5	296	7/19/1992	24	R	Western Kentucky	Bowling Green, Ky.	FA-'16
76	Germain Ifedi	G/T	6-5	325	6/2/1994	22	R	Texas A&M	Houston, Texas	D1-'16
77	Ahtyba Rubin	DT	6-2	310	7/25/1986	30	9	Iowa State	Pensacola, Fla.	UFA(Cle)-'15
78	Bradley Sowell	T	6-7	309	6/6/1989	27	5	Mississippi	Hernando, Miss.	UFA(Ari)-'16
79	Garry Gilliam	T	6-5	315	11/26/1990	26	3	Penn State	Carlisle, Pa.	FA-'14
81	Nick Vannett	TE	6-6	257	3/6/1993	23	R	Ohio State	Westerville, Ohio	D3(b)-'16
82	Luke Willson	TE	6-5	252	1/15/1990	26	4	Rice	Lasalle, Ontario	D5(c)-'13
86	Brandon Williams	TE	6-3	247	10/13/1987	29	4	Oregon	Merrionette, Ill.	FA-'16
88	Jimmy Graham	TE	6-7	265	11/24/1986	30	7	Miami	Goldsboro, N.C.	T(NO)-'15
89	Doug Baldwin	WR	5-10	192	9/21/1988	28	6	Stanford	Gulf Breeze, Fla.	FA-'11
90	Jarran Reed	DT	6-3	311	12/16/1992	24	R	Alabama	Goldsboro, N.C.	D2-'16
91	Cassius Marsh	DE	6-4	245	7/7/1992	24	3	UCLA	Simi Valley, Calif.	D4(a)-'14
92	John Jenkins	DT	6-4	343	7/11/1989	27	4	Georgia	Meriden, Conn.	FA-'16
93	Tony McDaniel	DT	6-7	305	1/20/1985	31	11	Tennessee	Columbia, S.C.	FA-'16
Practice Squad										
11	Kenny Lawler	WR	6-2	203	6/25/1994	22	R	California	Pomona, Calif.	D7(a)-'16
28	Pierre Desir	FS	6-1	198	9/8/1990	26	4	Lindenwood	St. Peters, Mo.	FA-'16
37	Kelvin Taylor	RB	5-10	212	9/28/1993	23	R	Florida	Belle Glade, Fla.	FA-'16
39	George Farmer	RB	6-1	220	7/4/1993	22	2	USC	Los Angeles, Calif.	FA-'16
47	Malcolm Johnson	FB	6-1	231	8/11/1992	24	2	Mississippi State	Tuscaloosa, Ala.	FA-'16
66	Ross Burbank	C	6-4	294	1/27/1993	23	R	Virginia	Virginia Beach, Va.	FA-'16
67	Shaneil Jenkins	DT	6-3	284	2/7/1994	22	R	Shepherd	District Heights, Md.	FA-'16
75	Will Pericak	G/C	6-3	300	12/30/1989	27	2	Colorado	Boulder, Colo.	FA-'15
85	Marcus Lucas	TE	6-4	218	3/1/1992	24	3	Missouri	Liberty, Mo.	FA-'16
94	Justin Hamilton	DT	6-2	315	7/27/1993	23	2	Louisiana-Lafayette	Natchez, Miss.	FA-'15
Injured Reserve										
13	Tyler Slavin	WR	6-1	210	1/29/1992	24	1	New Mexico Highlands	Corona, Calif.	FA-'16
16	Tyler Lockett	WR	5-10	182	9/28/1992	24	2	Kansas State	Tulsa, Okla.	D3-'15
26	Mohammed Seisay	CB	6-2	202	5/22/1990	26	3	Nebraska	West Springfield, Va.	T(Det)-'15
29	Earl Thomas	FS	5-10	202	5/7/1989	27	7	Texas	Orange, Texas	D1(b)-'10
30	Stanley Jean-Baptiste	CB	6-3	215	4/12/1990	26	3	Nebraska	Miami, Fla.	FA-'15
38	Tre Madden	RB	6-0	223	8/16/1993	23	R	USC	Alisa Viejo, Calif.	FA-'16
40	Joe Sommers	TE	6-2	241	3/3/1993	23	R	Wisconsin-Oshkosh	Hortonville, Wis.	FA-'16
42	Brandon Cottom	TE	6-2	262	12/21/1992	24	2	Purdue	Newtown, Pa.	FA-'15
43	Troymaine Pope	RB	5-8	205	11/26/1993	22	R	Jacksonville State	Anniston, Ala.	FA-'16
46	Will Tukuafu	FB	6-2	280	1/3/1984	33	7	Oregon	Salt Lake City, Utah	FA-'14
48	Nolan Frese	LS	6-2	233	7/29/1992	24	R	Houston	Roanoke, Texas	FA-'16
49	Kache Palacio (PS)	LB	6-1	237	1/30/1994	22	R	Washington State	Gardena, Calif.	FA-'16
62	Robert Myers (PS)	T	6-5	329	12/26/1991	25	2	Tennessee State	La Vergne, Tenn.	FA-'16
64	Tyler Harris (PS)	DE	6-3	306	2/2/1994	22	R	Wake Forest	Baton Rouge, La.	FA-'16
65	Tavaris Barnes	DE	6-4	284	11/2/1991	25	2	Clemson	Jacksonville, Fla.	FA-'16
87	Ronnie Shields	TE	6-4	245	12/15/1991	25	1	Kentucky	Stone Mountain, Ga.	FA-'16
97	Damontre Moore	DE	6-4	260	9/11/1992	24	4	Texas A&M	DeSoto, Texas	FA-'16
98	Garrison Smith	DT	6-1	310	10/9/1991	25	3	Georgia	Atlanta, Ga.	W(SF)-'16
99	Quinton Jefferson	DT	6-4	291	3/31/1993	23	R	Maryland	Pittsburgh, Pa.	D5(a)-'16

Unofficial Depth Chart Pronunciation Guide



Offense

WR	89 Doug Baldwin	18 Kasen Williams	17 Devin Hester
LT	74 <u>George Fant</u>	70 <u>Rees Odhiambo</u>	
LG	63 Mark Glowinski	70 <u>Rees Odhiambo</u>	
C	68 Justin Britt	53 <u>Joey Hunt</u>	
RG	76 <u>Germain Ifedi</u>	70 <u>Rees Odhiambo</u>	
RT	79 Garry Gilliam	78 Bradley Sowell	
TE	88 Jimmy Graham	82 Luke Willson	86 Brandon Williams
			81 <u>Nick Vannett</u>
WR	15 Jermaine Kearse	10 Paul Richardson	19 <u>Tanner McEvoy</u>
QB	3 Russell Wilson	2 <u>Trevone Boykin</u>	
FB	44 Marcel Reece		
RB	34 Thomas Rawls	36 <u>Alex Collins</u>	26 Terrence Magee
		30 <u>J.D. McKissic</u>	22 <u>(C.J. Prosisic)</u>

Defense

LDE	72 Michael Bennett	55 Frank Clark	
LDT	77 Ahtyba Rubin	92 John Jenkins	
RDT	90 <u>Jarran Reed</u>	93 Tony McDaniel	
RDE	56 Cliff Avril	55 Frank Clark	
OLB	57 Mike Morgan	91 Cassius Marsh	59 Ronald Powell
MLB	54 Bobby Wagner	52 Brock Coyle	
OLB	50 K.J. Wright	58 Kevin Pierre-Louis	41 Dewey McDonald
LCB	25 Richard Sherman	27 Neiko Thorpe	
RCB	35 DeShawn Shead	20 Jeremy Lane	21 <u>DeAndre Elliott</u>
SS	31 Kam Chancellor	33 Kelcie McCray	
FS	23 Steven Terrell	32 Jeron Johnson	

Specialists

K	4 Steven Hauschka		
P	9 Jon Ryan		
H	9 Jon Ryan	3 Russell Wilson	
PR	17 Devin Hester	25 Richard Sherman	30 <u>J.D. McKissic</u>
KR	17 Devin Hester	30 <u>J.D. McKissic</u>	10 Paul Richardson
LS	69 Tyler Ott	78 Bradley Sowell	

() injured; Underline Rookie or 1st Year

Pronunciation Guide

Trevone Boykin... truh-VON	Kevin Pierre-Louis... PEE-air lewis	Nick Vannett... VAN-NET
George Fant... f-ANT	Jarran Reed... JAIR-in	
Steven Hauschka... HOWSH-kuh	Ahtyba Rubin... ah-TAH-bah	
Germain Ifedi... jermaine ih-FEH-dee	DeShawn Shead... SHED	
Cassius Marsh... CASH-iss	Bradley Sowell... rhymes with vowel	
Rees Odhiambo... reese oh-dee-AHM-bo	Steven Terrell... TAIR-ull	

1



SEATTLE SEAHAWKS 12, MIAMI DOLPHINS 10

SUNDAY, SEPTEMBER 11, 2016

CENTURYLINK FIELD



The Seattle Seahawks won their eighth-consecutive home opener dating back to 2009, as Russell Wilson led a game-winning touchdown drive scoring with 31 seconds remaining in the game and defeating the Miami Dolphins by a score of 12-10. Seattle's defense gave up just 214 yards on the day. The Seahawks scored first with a Steven Hauschka field goal during the first quarter. The Dolphins scored after a Wilson interception led to field position on the Seattle 42-yard line, and Seattle's defense held Miami to a 39-yard field goal. Seattle added a Hauschka field goal as time expired in the first half, giving the team a 6-3 lead at the half. Ryan Tannehill led the Dolphins on an 86-yard drive late in the fourth quarter and ran it in from two yards out, giving Miami the 10-6 lead with just over four minutes remaining. Wilson and the Seahawks offense drove 75 yards, converting two fourth down attempts, before Wilson connected with Doug Baldwin on a two-yard touchdown pass with 31 seconds remaining. A blocked extra point gave Seattle the 12-10 lead, and Seattle's defense closed the victory with a pair of sacks of Tannehill.

	Miami	0	3	0	7	10
	Seattle	3	3	0	6	12

	Miami	Seattle
	0	3
	3	3
	3	6
	10	6
	10	12

SEA	1	5:11	Hauschka 39 FG (12-46, 6:08)
MIA	2	8:45	Franks 41 FG (6-19, 2:06)
SEA	2	0:00	Hauschka 38 FG (10-72, 1:52)
MIA	4	4:08	Tannehill 2 run (Franks kick) (7-86, 3:01)
SEA	4	0:31	Baldwin 2 pass Wilson (kick blocked) (14-75, 3:37)

Att. 69,012

STATISTICS

RUSHING

Miami	Att	Yds	Avg	LG	TD	Seattle	Att	Yds	Avg	LG	TD
A. Foster	13	38	2.9	9	0	C. Michael	15	66	4.4	12	0
R. Tannehill	5	17	3.4	11	1	T. Rawls	12	32	2.7	8	0
D. Williams	2	9	4.5	5	0	R. Wilson	4	16	4.0	9	0
						C. Prorise	1	-2	-2.0	-2	0
TOTAL	20	64	3.2	11	1	TOTAL	32	112	3.5	12	0

PASSING

Miami	A	C	Yds	SK/YD	TD	LG	INT	RT	Seattle	A	C	Yds	SK/YD	TD	LG	INT	RT
R. Tannehill	29	16	186	5/36	0	50	0	74.8	R. Wilson	43	27	258	3/18	1	24	1	77.5
TOTAL	29	16	186	5/36	0	50	0	74.8	TOTAL	43	27	258	3/18	1	24	1	77.5

RECEIVING

Miami	No	Yds	Avg	LG	TD	Seattle	No	Yds	Avg	LG	TD
J. Landry	7	59	8.4	28	0	D. Baldwin	9	92	10.2	22	1
A. Foster	3	62	20.7	50	0	J. Kearse	5	57	11.4	24	0
L. Carroo	2	14	7.0	12	0	T. Rawls	3	26	8.7	11	0
J. Cameron	2	6	3.0	5	0	T. Lockett	3	17	5.7	6	0
D. Williams	1	29	29.0	29	0	L. Willson	2	26	13.0	19	0
K. Stills	1	16	16.0	16	0	C. Michael	2	5	2.5	5	0
						C. Prorise	1	13	13.0	13	0
						P. Richardson	1	11	11.0	11	0
						J. Graham	1	11	11.0	11	0
TOTAL	16	186	11.6	50	0	TOTAL	27	258	9.6	24	1

TEAM STATISTICS

	Miami	Seattle
Total First Downs	11	21
Third Down Eff.	3-14-21%	5-16-31%
Total Net Yards	214	352
Total Off. Plays	54	78
Avg. per Play	4.0	4.5
Net Yards Rushing	64	112
Total Rushing Plays	20	32
Net Yards Passing	150	240
Times Sacked/Yards Lost	5/36	3/18
Pass Atts-Comps-Ints	29-16-0	43-27-1
Punts-No. and Avg.	7-46.7	6-42.2
Penalties-No. and Yards	4-40	8-69
Fumbles-No. and Lost	2-0	1-1
Touchdowns	1	1
Field Goals Made-Att	1-2	2-2
Time of Possession	25:28	34:32

DEFENSE

Miami	T	S	A	QB	Yds.	Int.	Yds.	PD	FF	FR
R. Jones	12	6	6	0.0	0.0	0	0	1	0	0
X. Howard	11	6	5	0.0	0.0	0	0	0	0	0
K. Alonso	11	3	8	0.0	0.0	0	0	0	0	1
K. Misi	10	5	5	0.0	0.0	0	0	0	0	0
I. Abdul-Quddus	8	3	5	0.0	0.0	1	9	2	0	0
Additional Stats: Sacks: N. Suh 1.0, M. Williams 1.0, J. Phillips 0.5, J. Jones 0.5.										
Seattle	T	S	A	QB	Yds.	Int.	Yds.	PD	FF	FR
K. Wright	11	3	8	1.0	2.0	0	0	0	0	0
K. Chancellor	7	3	4	0.0	0.0	0	0	0	0	0
B. Wagner	6	6	0	0.0	0.0	0	0	0	0	0
M. Bennett	6	2	4	1.0	9.0	0	0	0	0	0
E. Thomas	4	2	2	0.0	0.0	0	0	0	0	0
Additional Stats: Sacks: C. Avril 1.0, F. Clark 1.0, C. Marsh 1.0.										
FF: C. Marsh 1.										

2



L.A. RAMS 9, SEATTLE SEAHAWKS 3 SUNDAY, SEPTEMBER 18, 2016 L.A. MEMORIAL COLISEUM



The Seattle Seahawks offense struggled to sustain drives and fumbled on their final drive of the game, losing the ball and losing to the Los Angeles Rams by a score of 9-3 in what was the Rams' first home game in Los Angeles since 1994. The Rams opened the game with a scoring drive, as Greg Zuerlein connected on a 39-yard field goal. After trading punts, Seattle evened the score as Steven Hauschka made a 23-yard field goal. The Rams added a 28-yard field goal late in the first half, giving L.A. the 6-3 lead at halftime. Zuerlein made his third field goal of the game on the Rams' second possession of the second half, pushing their lead to 9-3. After four straight second half drives ending in a punt, the Seahawks got the ball on their 12-yard line with 1:53 remaining. Russell Wilson hit Tyler Lockett for 53 yards on the first play from scrimmage. On third down, Wilson found Christine Michael out of the backfield but Rams linebacker Alex Ogletree hit Michael, forcing a fumble which Ogletree recovered for the Rams, securing the L.A. victory. With a crowd of 91,046, it was the second-largest crowd the Seahawks have played in front of in team history.

		Seattle	0	3	0	0	3		
		Los Angeles	3	3	0	3	9		
LA	1	10:38	Zuerlein 39 FG (9-54, 4:22)				0	3	
SEA	2	14:45	Hauschka 23 FG (14-76, 7:08)				3	3	
LA	2	1:04	Zuerlein 28 FG (9-70, 3:15)				3	6	
LA	4	14:10	Zuerlein 47 FG (9-58, 4:28)				3	9	
Att.		91,046							

STATISTICS

RUSHING

Seattle	Att	Yds	Avg	LG	TD	Los Angeles	Att	Yds	Avg	LG	TD
C. Michael	10	60	6.0	16	0	T. Gurley	19	51	2.7	11	0
R. Wilson	5	14	2.8	8	0	T. Austin	2	6	3.0	8	0
A. Collins	2	0	0.0	0	0	C. Keenum	3	5	1.7	7	0
T. Rawls	7	-7	-1.0	4	0	B. Cunningham	1	2	2.0	2	0
TOTAL	24	67	2.8	16	0	TOTAL	25	64	2.6	11	0

PASSING

Seattle	A	C	Yds	SK/YD	TD	LG	INT	RT	Los Angeles	A	C	Yds	SK/YD	TD	LG	INT	RT
R. Wilson	35	22	254	2/15	0	53	0	84.7	C. Keenum	30	18	239	3/20	0	44	0	85.3
TOTAL	35	22	254	2/15	0	53	0	84.7	TOTAL	30	18	239	3/20	0	44	0	85.3

RECEIVING

Seattle	No	Yds	Avg	LG	TD	Los Angeles	No	Yds	Avg	LG	TD
T. Lockett	4	99	24.8	53	0	K. Britt	6	94	15.7	36	0
J. Graham	3	42	14.0	17	0	T. Austin	5	50	10.0	27	0
P. Richardson	3	35	11.7	14	0	L. Kendrick	4	61	15.3	44	0
C. Michael	3	26	8.7	13	0	T. Gurley	1	19	19.0	19	0
D. Baldwin	3	20	6.7	8	0	B. Quick	1	8	8.0	8	0
T. Rawls	3	15	5.0	11	0	B. Cunningham	1	7	7.0	7	0
J. Kearse	2	11	5.5	9	0						
L. Willson	1	6	6.0	6	0						
TOTAL	22	254	11.5	53	0	TOTAL	18	239	13.3	44	0

TEAM STATISTICS

	Seattle	Los Angeles
Total First Downs	17	17
Third Down Eff.	4-13-31%	3-12-25%
Total Net Yards	306	283
Total Off. Plays	61	58
Avg. per Play	5.0	4.9
Net Yards Rushing	67	64
Total Rushing Plays	24	25
Net Yards Passing	239	219
Times Sacked/Yards Lost	2/15	3/20
Pass Atts-Comps-Ints	35-22-0	30-18-0
Punts-No. and Avg.	7-44.1	6-39.5
Penalties-No. and Yards	10-114	9-78
Fumbles-No. and Lost	3-1	0-0
Touchdowns	0	0
Field Goals Made-Att	1-1	3-3
Time of Possession	30:03	29:57

DEFENSE

	T	S	A	QB	Yds.	Int.	Yds.	PD	FF	FR
K. Wright	9	7	2	0.0	0.0	0	0	0	0	0
B. Wagner	8	5	3	0.0	0.0	0	0	0	0	0
K. Chancellor	5	4	1	0.0	0.0	0	0	0	0	0
M. Bennett	4	4	0	1.0	9.0	0	0	0	0	0
D. Shead	4	4	0	0.0	0.0	0	0	0	0	0
F. Clark	4	3	1	2.0	11.0	0	0	0	0	0
Additional Stats: None										
	T	S	A	QB	Yds.	Int.	Yds.	PD	FF	FR
M. Barron	10	9	1	0.0	0.0	0	0	1	0	0
A. Ogletree	9	8	1	0.0	0.0	0	0	1	1	1
T. Johnson	6	5	1	0.0	0.0	0	0	0	0	1
L. Joyner	5	4	1	0.0	0.0	0	0	2	0	0
W. Hayes	5	1	4	1.0	8.0	0	0	0	0	0
Additional Stats: Sacks: R. Quinn 1.0, FF: R. Quinn 1.										

3



SEATTLE SEAHAWKS 37, SAN FRANCISCO 49ERS 18 SUNDAY, SEPTEMBER 25, 2016 CENTURYLINK FIELD



The Seattle Seahawks offense totaled 418 yards while the defense held the San Francisco 49ers to 254 total yards in a 37-18 Seahawks victory at CenturyLink Field. Christine Michael rushed for 106 yards, Doug Baldwin caught 8 passes for 164 yards and Jimmy Graham caught 6 passes for 100 yards as the offense found its rhythm, pushing Seattle's record to 2-1 on the season. Seattle opened the game with a 3-play, 75-yard drive as Michael ran for a 41-yard touchdown. On the Seahawks' second drive, Michael rushed for a 4-yard touchdown, giving Seattle the 14-0 lead. The 49ers scored on a Phil Dawson field goal and Russell Wilson found Graham on an 18-yard TD pass, giving Seattle the 24-3 lead. Three Steven Hauschka field goals pushed the score to 30-3. Trevone Boykin entered the game after Wilson injured his left knee, and Boykin connected with Baldwin on a 16-yard TD pass for the 37-3 lead. Carlos Hyde scored twice late in the fourth quarter for the 49ers on two runs of eight yards each, for a final score of 37-18.

San Francisco	0	3	0	15	18
Seattle	14	10	6	7	37

						San Francisco	Seattle
SEA	1	14:17	Michael 41 run (Hauschka kick) (3-75, 0:43)			0	7
SEA	1	4:08	Michael 4 run (Hauschka kick) (14-62, 8:24)			0	14
SF	2	9:41	Dawson 22 FG (5-26, 1:58)			3	14
SEA	2	7:53	Graham 18 pass Wilson (Hauschka kick) (4-73, 1:48)			3	21
SEA	2	1:13	Hauschka 33 FG (7-42, 2:39)			3	24
SEA	3	6:53	Hauschka 33 FG (6-12, 4:08)			3	27
SEA	3	2:29	Hauschka 22 FG (7-16, 3:34)			3	30
SEA	4	12:53	Baldwin 16 pass Boykin (Hauschka kick) (7-58, 3:37)			3	37
SF	4	7:50	Hyde 8 run (Dawson kick) (11-75, 5:03)			10	37
SF	4	0:56	Hyde 8 run (Hyde run) (8-47, 2:44)			18	37
Att. 69,010							

STATISTICS

RUSHING

San Francisco	Att	Yds	Avg	LG	TD	Seattle	Att	Yds	Avg	LG	TD
C. Hyde	21	103	4.9	34	2	C. Michael	20	106	5.3	41t	2
B. Gabbert	5	22	4.4	10	0	A. Collins	4	12	3.0	4	0
S. Draughn	5	10	2.0	7	0	T. Magee	3	12	4.0	5	0
						R. Wilson	1	3	3.0	3	0
						T. Boykin	2	-2	-1.0	0	0
						D. Baldwin	1	-4	-4.0	-4	0
TOTAL	31	135	4.4	34	2	TOTAL	31	127	4.1	41t	2

PASSING

San Francisco	A	C	Yds	SK/YD	TD	LG	INT	RT	Seattle	A	C	Yds	SK/YD	TD	LG	INT	RT
B. Gabbert	25	14	119	0/0	0	20	1	51.9	R. Wilson	23	15	243	2/17	1	59	0	114.9
									T. Boykin	9	7	65	0/0	1	23	1	94.2
TOTAL	25	14	119	0/0	0	20	1	51.9	TOTAL	32	22	308	2/17	2	59	1	107.3

RECEIVING

San Francisco	No	Yds	Avg	LG	TD	Seattle	No	Yds	Avg	LG	TD
T. Smith	3	35	11.7	13	0	D. Baldwin	8	164	20.5	59	1
G. Celek	3	25	8.3	18	0	J. Graham	6	100	16.7	40	1
J. Kerley	2	24	12.0	20	0	A. Collins	2	19	9.5	10	0
V. McDonald	2	4	2.0	2	0	J. Kearse	2	11	5.5	9	0
R. Streater	1	19	19.0	19	0	L. Willson	2	9	4.5	7	0
Q. Patton	1	8	8.0	8	0	C. Michael	2	5	2.5	5	0
S. Draughn	1	2	2.0	2	0						
C. Hyde	1	2	2.0	2	0						
TOTAL	14	119	8.5	20	0	TOTAL	22	308	14.0	59	2

TEAM STATISTICS

	San Francisco	Seattle
Total First Downs	12	18
Third Down Eff.	4-15-27%	9-14-64%
Total Net Yards	254	418
Total Off. Plays	56	65
Avg. per Play	4.5	6.4
Net Yards Rushing	135	127
Total Rushing Plays	31	31
Net Yards Passing	119	291
Times Sacked/Yards Lost	0/0	2/17
Pass Atts-Comps-Ints	25-14-1	32-22-1
Punts-No. and Avg.	7-45.6	2-51.0
Penalties-No. and Yards	4-35	6-50
Fumbles-No. and Lost	1-0	1-1
Touchdowns	2	4
Field Goals Made-Att	1-2	3-3
Time of Possession	24:03	35:57

DEFENSE

San Francisco	T	S	A	QB	Yds.	Int.	Yds.	PD	FF	FR
E. Reid	12	7	5	0.0	0.0	0	0	1	0	0
D. Buckner	8	1	7	0.0	0.0	0	0	0	0	0
N. Bowman	7	6	1	0.0	0.0	0	0	0	1	0
G. Hodges	6	1	5	0.0	0.0	0	0	0	0	1
M. Purcell	6	0	6	0.0	0.0	0	0	0	0	0
Additional Stats: Sacks: A. Brooks 1.0, G. Dorsey 1.0. INT: N. Bellore 1.										
Seattle	T	S	A	QB	Yds.	Int.	Yds.	PD	FF	FR
K. Chancellor	8	5	3	0.0	0.0	0	0	1	0	0
D. Shead	7	7	0	0.0	0.0	0	0	1	1	0
K. Wright	7	3	4	0.0	0.0	0	0	0	0	0
B. Wagner	6	0	6	0.0	0.0	1	9	2	0	0
A. Rubin	5	1	4	0.0	0.0	0	0	0	0	0
Additional Stats: None										

7



NEW ORLEANS SAINTS 25, SEATTLE SEAHAWKS 20

SUNDAY, OCTOBER 30, 2016

MERCEDES-BENZ SUPERDOME



The Seattle Seahawks last-second effort fell short as Jermaine Kearse could only get one foot down in the end zone on a fade route thrown by Russell Wilson and the Seahawks lost to the Saints by a score of 25-20 in New Orleans. Seattle scored mid-way through the first quarter when Earl Thomas recovered a Mark Ingram fumble and returned it 34 yards for a touchdown and the 7-0 lead. Christine Michael scored on a 2-yard run for the Seahawks and Wil Lutz connected on two second-quarter field goals and Drew Brees scored on a QB sneak at the end of the second quarter for a halftime score of 14-13. The teams traded field goals in the third quarter, keeping Seattle's lead at 17-16 heading into the fourth. Brees hit Brandin Cooks on a 2-yard TD to give the Saints a 22-17 lead. Seattle scored on a 21-yard field goal by Steven Hauschka to bring the score to 22-20, and Lutz connected on a 41-yard FG to push the lead to 25-20 with 1:57 remaining. Seattle moved down the field but on fourth down from the 10-yard line with :02 remaining, Wilson hit Kearse in the back corner of the end zone but he could only get one foot down in bounds and the Seahawks lost by a final score of 25-20.

Seattle	7	7	3	3	20
New Orleans	0	13	3	9	25

					Seattle	New Orleans
SEA	1	7:53	Thomas 34 fumble return (Hauschka kick)		7	0
NO	2	11:33	Lutz 22 FG (15-83, 7:00)		7	3
SEA	2	9:53	Michael 2 run (Hauschka kick) (4-75, 1:40)		14	3
NO	2	5:15	Lutz 53 FG (10-40, 4:38)		14	6
NO	2	0:49	Brees 1 run (Lutz kick) (9-37, 4:13)		14	13
SEA	3	8:56	Hauschka 44 FG (11-49, 6:04)		17	13
NO	3	3:14	Lutz 21 FG (11-74, 5:42)		17	16
NO	4	12:24	Cooks 2 pass Brees (pass failed) (9-71, 4:27)		17	22
SEA	4	6:38	Hauschka 21 FG (13-72, 5:46)		20	22
NO	4	1:57	Lutz 41 FG (11-52, 4:41)		20	25
Att. 73,188						

STATISTICS

RUSHING

Seattle	Att	Yds	Avg	LG	TD	New Orleans	Att	Yds	Avg	LG	TD
C. Michael	10	40	4.0	10	1	T. Hightower	26	102	3.9	28	0
C. Proise	4	23	5.8	8	0	D. Lasco	5	15	3.0	5	0
R. Wilson	3	11	3.7	5	0	M. Ingram	3	5	1.7	2	0
						D. Brees	1	1	1.0	1t	1
TOTAL	17	74	4.4	10	1	TOTAL	35	123	3.5	28	1

PASSING

Seattle	A	C	Yds	SK/YD	TD	LG	INT	RT	New Orleans	A	C	Yds	SK/YD	TD	LG	INT	RT
R. Wilson	34	22	253	1/11	0	27	1	74.8	D. Brees	35	27	265	2/13	1	38	0	107.4
T. McEvoy	1	1	43	0/0	0	43	0	118.8									
J. Ryan	1	0	0	0/0	0	0	0	39.6									
TOTAL	36	23	296	1/11	0	43	1	78.0	TOTAL	35	27	265	2/13	1	38	0	107.4

RECEIVING

Seattle	No	Yds	Avg	LG	TD	New Orleans	No	Yds	Avg	LG	TD
C. Proise	4	80	20.0	43	0	M. Thomas	6	63	10.5	17	0
J. Kearse	4	57	14.3	23	0	W. Snead	6	56	9.3	16	0
D. Baldwin	4	51	12.8	27	0	B. Cooks	4	44	11.0	20	1
T. Lockett	4	32	8.0	10	0	C. Fleener	4	36	9.0	13	0
J. Graham	3	34	11.3	15	0	B. Coleman	2	44	22.0	38	0
P. Richardson	2	33	16.5	23	0	J. Kuhn	2	12	6.0	7	0
N. Vannett	1	7	7.0	7	0	T. Cadet	1	7	7.0	7	0
C. Michael	1	2	2.0	2	0	J. Hill	1	3	3.0	3	0
						T. Hightower	1	0	0.0	0	0
TOTAL	23	296	12.9	43	0	TOTAL	27	265	9.8	38	1

TEAM STATISTICS

	Seattle	New Orleans
Total First Downs	15	28
Third Down Eff.	5-11-45%	9-15-60%
Total Net Yards	359	375
Total Off. Plays	54	72
Avg. per Play	6.6	5.2
Net Yards Rushing	74	123
Total Rushing Plays	17	35
Net Yards Passing	285	252
Times Sacked/Yards Lost	1/11	2/13
Pass Atts-Comps-Ints	36-23-1	35-27-0
Punts-No. and Avg.	3-48.7	2-46.0
Penalties-No. and Yards	11-76	2-10
Fumbles-No. and Lost	1-0	1-1
Touchdowns	2	2
Field Goals Made-Att	2-2	4-4
Time of Possession	23:48	36:12

DEFENSE

Seattle	T	S	A	QB	Yds.	Int.	Yds.	PD	FF	FR
B. Wagner	15	11	4	0.0	0.0	0	0	0	0	0
K. McCray	10	6	4	0.0	0.0	0	0	0	0	0
D. Shead	8	6	2	0.0	0.0	0	0	0	0	0
R. Sherman	8	5	3	0.0	0.0	0	0	0	0	0
K. Wright	6	4	2	0.0	0.0	0	0	0	0	0
F. Clark	6	3	3	1.0	5.0	0	0	0	0	0
Additional Stats: Sacks: C. Avril 1.0. FF: C. Avril 1. FR: E. Thomas 1 (TD).										
New Orleans	T	S	A	QB	Yds.	Int.	Yds.	PD	FF	FR
J. Byrd	10	8	2	0.0	0.0	0	0	0	0	0
C. Robertson	8	5	3	0.0	0.0	0	0	0	0	0
K. Crawley	6	6	0	0.0	0.0	0	0	0	0	0
D. Ellerbe	5	4	1	0.0	0.0	0	0	0	0	0
N. Stupar	4	4	0	0.0	0.0	1	0	1	0	0
Additional Stats: Sacks: P. Kruger 1.0.										

8



SEATTLE SEAHAWKS 31, BUFFALO BILLS 25

MONDAY, NOVEMBER 7, 2016

CENTURYLINK FIELD



Although the Seahawks defense gave up 425 yards and the Bills offense was 12 of 17 on third downs, Seattle's offense put 31 points on the board and the defense stopped the Bills on the last two drives of the game, beating Buffalo by a score of 31-25 and extending Seattle's winning streak on Monday nights to 11 games in a row. After a Seattle three-and-out to open the game, the Bills blocked a Jon Ryan punt and took over on the Seattle three-yard line, and Tyrod Taylor ran it in on the first play for a 7-0 lead. The Seahawks responded with a 58-yard drive in three plays, with Russell Wilson hitting Doug Baldwin on a 50-yard completion, then running it in from three-yards out to tie the game at 7-7. Buffalo then put together a 17-play drive and scored on a Taylor pass to Justin Hunter. Seattle tied the score at 14-14 when Wilson hit Jimmy Graham on a 17-yard TD that he caught with one hand. Dan Carpenter connected on a 31-yard field goal for the 17-14 lead. But Seattle scored on a Christine Michael 3-yard TD and Wilson again found Graham for an 18-yard TD, pushing Seattle's halftime lead to 28-17. Richard Sherman intercepted in the end zone on the opening drive of the second half but Seattle was forced to punt. The Bills scored on a 1-yard run by Mike Gillislee and converted the 2-point attempt to pull within three, 28-25. Seattle responded with a 49-yard field goal by Steven Hauschka to push the lead to 31-25. On the Bills' final two possessions, Seattle's defense forced a punt and held Buffalo's offense out of the end zone on fourth and goal from the 15 with :13 seconds remaining, securing the 31-25 victory.

Buffalo	14	3	0	8	25
Seattle	7	21	0	3	31

Buffalo Seattle

BUF	1	13:32	Taylor 3 run (Carpenter kick) (1-3, 0:04)	7	0
SEA	1	12:21	Wilson 3 run (Hauschka kick) (3-58, 1:11)	7	7
BUF	1	2:21	Hunter 5 pass Taylor (Carpenter kick) (17-75, 10:00)	14	7
SEA	2	14:54	Graham 17 pass Wilson (Hauschka kick) (5-65, 2:27)	14	14
BUF	2	9:32	Carpenter 31 FG (12-62, 5:22)	17	14
SEA	2	4:29	Michael 3 run (Hauschka kick) (3-40, 1:42)	17	21
SEA	2	1:00	Graham 18 pass Wilson (Hauschka kick) (6-68, 1:19)	17	28
BUF	4	14:26	Gillislee 1 run (Taylor run) (13-82, 6:49)	25	28
SEA	4	9:49	Hauschka 49 FG (8-44, 4:37)	25	31

Att. 69,084

STATISTICS

RUSHING

Buffalo	Att	Yds	Avg	LG	TD	Seattle	Att	Yds	Avg	LG	TD
L. McCoy	21	85	4.0	15	0	T. Lockett	1	13	13.0	13	0
T. Taylor	8	43	5.4	16	1	R. Wilson	3	10	3.3	8	1
M. Gillislee	8	32	4.0	9	1	C. Proise	3	9	3.0	4	0
J. Felton	1	2	2.0	2	0	C. Michael	5	1	0.2	3t	1
TOTAL	38	162	4.3	16	2	TOTAL	12	33	2.8	13	2

PASSING

Buffalo	A	C	Yds	SK/YD	TD	LG	INT	RT	Seattle	A	C	Yds	SK/YD	TD	LG	INT	RT
T. Taylor	38	27	289	5/26	1	29	1	90.8	R. Wilson	26	20	282	4/37	2	50	0	137.0
J. Williams	1	0	0	0/0	0	0	0	39.6	TOTAL	26	20	282	4/37	2	50	0	137.0
TOTAL	39	27	289	5/26	1	29	1	88.5									

RECEIVING

Buffalo	No	Yds	Avg	LG	TD	Seattle	No	Yds	Avg	LG	TD
R. Woods	10	162	16.2	29	0	J. Graham	8	103	12.9	18t	2
M. Goodwin	4	43	10.8	15	0	D. Baldwin	6	89	14.8	50	0
L. McCoy	4	35	8.8	15	0	J. Kearse	2	36	18.0	20	0
C. Clay	3	9	3.0	6	0	T. Lockett	1	17	17.0	17	0
R. Bush	2	22	11.0	14	0	B. Williams	1	16	16.0	16	0
M. Gillislee	2	4	2.0	6	0	P. Richardson	1	15	15.0	15	0
W. Powell	1	9	9.0	9	0	C. Proise	1	6	6.0	6	0
J. Hunter	1	5	5.0	5t	1	TOTAL	20	282	14.1	50	2
TOTAL	27	289	10.7	29	1						

TEAM STATISTICS

	Buffalo	Seattle
Total First Downs	30	19
Third Down Eff.	12-17-71%	2-7-29%
Total Net Yards	425	278
Total Off. Plays	82	42
Avg. per Play	5.2	6.6
Net Yards Rushing	162	33
Total Rushing Plays	38	12
Net Yards Passing	263	245
Times Sacked/Yards Lost	5/26	4/37
Pass Atts-Comps-Ints	39-27-1	26-20-0
Punts-No. and Avg.	3-32.7	4-35.5
Penalties-No. and Yards	11-115	10-75
Fumbles-No. and Lost	0-0	0-0
Touchdowns	3	4
Field Goals Made-Att	1-2	1-1
Time of Possession	40:17	19:43

DEFENSE

Buffalo	T	S	A	QB	Yds.	Int.	Yds.	PD	FF	FR
C. Graham	6	3	3	0.0	0.0	0	0	0	0	0
P. Brown	6	1	5	0.0	0.0	0	0	0	0	0
K. Williams	4	3	1	1.0	9.0	0	0	0	0	0
R. Blanton	4	1	3	0.0	0.0	0	0	0	0	0
J. Hughes	3	3	0	1.0	10.0	0	0	0	0	0
Additional Stats: Sacks:	L. Alexander 1.0, S. Lawson 1.0. Punt Block: J. Hughes 1.									
Seattle	T	S	A	QB	Yds.	Int.	Yds.	PD	FF	FR
B. Wagner	16	8	8	0.5	5.0	0	0	0	0	0
K. McCray	13	8	5	0.0	0.0	0	0	1	0	0
K. Wright	11	7	4	1.0	1.0	0	0	0	0	0
E. Thomas	9	2	7	0.0	0.0	0	0	0	0	0
B. Coyle	8	4	4	1.0	1.0	0	0	0	0	0
Additional Stats: Sacks:	C. Avril 1.5, F. Clark 1.0. INT: R. Sherman 1.									

9



SEATTLE SEAHAWKS 31, NEW ENGLAND PATRIOTS 24

SUNDAY, NOVEMBER 13

GILLETTE STADIUM



The Seattle Seahawks won in New England on Sunday Night Football in a game that saw seven lead changes as Russell Wilson out-dued Tom Brady, passing for 348 yards and three touchdowns, and the Seahawks defense stopped the Patriots on the one-yard line with 11 seconds remaining to secure the 31-24 victory. LeGarrette Blount scored two first-half touchdowns for New England, and the Patriots defense held Seattle out of the end zone in the first quarter, as Steven Hauschka connected on two field goals. In the second quarter, Wilson hit Doug Baldwin on touchdowns of 6 and 18 yards, giving Seattle the halftime lead of 19-14. Blount scored his third TD of the game in the third quarter on a 13-yard run giving New England a 21-19 lead. Hauschka made a 41-yard field goal to take a 22-21 lead entering the fourth quarter. The Patriots regained the lead on a Stephen Gostkowski field goal but Seattle responded with a 58-yard drive and Hauschka 23-yard field goal to go ahead 25-24 with 8:56 remaining. On the Patriots ensuing possession, Kam Chancellor forced a Julian Edelman fumble which Richard Sherman recovered. Seattle drove 48 yards and Wilson connected with Baldwin on their third TD of the game. The Seahawks went for two, trying to make it a two-score game but the try was unsuccessful and New England took over, down 31-24 with 4:24 remaining. Brady drove the Patriots down to the one-yard line, but Seattle's defense held stout, returned the ball to the offense on downs and secured the 31-24 victory.

Seattle	6	13	3	9	31
New England	7	7	7	3	24

					Seattle	New England
NE	1	10:19	Blount 1 run (Gostkowski kick) (9-75, 4:41)		0	7
SEA	1	7:10	Hauschka 27 FG (8-52, 3:09)		3	7
SEA	1	1:33	Hauschka 31 FG (10-66, 4:13)		6	7
SEA	2	10:52	Baldwin 6 pass Wilson (kick blocked) (10-65, 4:10)		12	7
NE	2	1:05	Blount 1 run (Gostkowski kick) (11-81, 4:59)		12	14
SEA	2	0:06	Baldwin 18 pass Wilson (Hauschka kick) (7-75, 0:59)		19	14
NE	3	7:52	Blount 13 run (Gostkowski kick) (10-91, 5:34)		19	21
SEA	3	2:52	Hauschka 41 FG (9-52, 5:00)		22	21
NE	4	13:00	Gostkowski 30 FG (10-63, 4:52)		22	24
SEA	4	8:56	Hauschka 23 FG (8-58, 4:04)		25	24
SEA	4	4:24	Baldwin 15 pass Wilson (pass failed) (8-48, 4:05)		31	24
Att. 66,829						

STATISTICS

RUSHING

Seattle	Att	Yds	Avg	LG	TD	New England	Att	Yds	Avg	LG	TD
C. Proise	17	66	3.9	10	0	L. Blount	21	69	3.3	13t	3
C. Michael	5	22	4.4	9	0	T. Brady	5	7	1.4	3	0
R. Wilson	3	6	2.0	6	0	J. White	2	5	2.5	3	0
A. Collins	1	2	2.0	2	0						
TOTAL	26	96	3.7	10	0	TOTAL	28	81	2.9	13	3

PASSING

Seattle	A	C	Yds	SK/YD	TD	LG	INT	RT	New England	A	C	Yds	SK/YD	TD	LG	INT	RT
R. Wilson	37	25	348	3/24	3	39	0	124.6	T. Brady	32	23	316	2/12	0	36	1	90.1
TOTAL	37	25	248	3/24	3	39	0	124.6	TOTAL	32	23	316	2/12	0	36	1	90.1

RECEIVING

Seattle	No	Yds	Avg	LG	TD	New England	No	Yds	Avg	LG	TD
C. Proise	7	87	12.4	38	0	M. Bennett	7	102	14.6	36	0
D. Baldwin	6	59	9.8	18t	3	J. Edelman	7	99	14.1	33	0
J. Graham	4	48	12.0	19	0	J. White	4	32	8.0	13	0
T. Lockett	3	72	24.0	36	0	R. Gronkowski	3	56	18.7	26	0
P. Richardson	2	52	26.0	39	0	D. Amendola	1	14	14.0	14	0
J. Kearse	2	26	13.0	20	0	M. Mitchell	1	13	13.0	13	0
C. Michael	1	4	4.0	4	0						
TOTAL	25	348	13.9	39	3	TOTAL	23	316	13.7	36	0

TEAM STATISTICS

	Seattle	New England
Total First Downs	23	25
Third Down Eff.	6-12-50%	6-10-60%
Total Net Yards	420	385
Total Off. Plays	66	62
Avg. per Play	6.4	6.2
Net Yards Rushing	96	81
Total Rushing Plays	26	28
Net Yards Passing	324	304
Times Sacked/Yards Lost	3/24	2/12
Pass Atts-Comps-Ints	37-25-0	32-23-1
Punts-No. and Avg.	2-52.5	2-46.0
Penalties-No. and Yards	8-60	7-61
Fumbles-No. and Lost	1-0	3-1
Touchdowns	3	3
Field Goals Made-Att	4-4	1-1
Time of Possession	30:25	29:35

DEFENSE

Seattle	T	S	A	QB	Yds.	Int.	Yds.	PD	FF	FR
E. Thomas	9	6	3	0.0	0.0	0	0	0	0	0
K. Wright	8	5	3	0.0	0.0	0	0	0	0	0
K. Chancellor	8	4	4	0.0	0.0	0	0	1	1	0
R. Sherman	7	3	4	0.0	0.0	0	0	0	0	1
T. McDaniel	6	1	5	0.0	0.0	0	0	0	0	0
F. Clark	5	3	2	1.0	5.0	0	0	0	0	0
Additional Stats: Sacks: J. Reed 0.5, D. Moore 0.5. INT: D. Sheard 1.										
New England	T	S	A	QB	Yds.	Int.	Yds.	PD	FF	FR
D. Hightower	10	6	4	0.0	0.0	0	0	1	0	0
M. Butler	9	7	2	0.0	0.0	0	0	0	0	0
P. Chung	6	5	1	0.0	0.0	0	0	0	0	0
R. Ninkovich	6	3	3	1.0	9.0	0	0	0	0	0
D. McCourty	6	3	3	0.0	0.0	0	0	0	0	0
Additional Stats: Sacks: T. Flowers 2.0. FF: M. Brown 1.										

10



SEATTLE SEAHAWKS 26, PHILADELPHIA EAGLES 15

SUNDAY, NOVEMBER 20, 2016

CENTURYLINK FIELD



The Seattle Seahawks outgained the visiting Philadelphia Eagles, 439 to 308 yards, and won by a score of 26-15. On Seattle's second possession, C.J. Prosise broke off a 72-yard TD run, giving Seattle a 6-0 lead after the extra point attempt was blocked. Philadelphia took the lead, 7-6, in the second quarter when Carson Wentz hit Zach Ertz on a 4-yard TD. The Seahawks responded with a 92-yard drive when Russell Wilson hit Jimmy Graham on a 35-yard TD pass.

Seattle added a Steven Hauschka field goal on its ensuing possession, taking a 16-7 at the half. Seattle scored its first third-quarter touchdown of the season when Wilson caught a TD pass, thrown by Doug Baldwin on an end-around throwback pass. A Hauschka 35-yard field goal in the fourth quarter pushed Seattle's lead to 26-7. Wentz hit Dorial Green-Beckham on a 5-yard TD, and hit Nelson Agholor for the 2-point conversion to bring the score to 26-15. Seattle recovered the onside kick attempt and Seattle's defense prevented any more scores, securing the 26-15 victory. Kam Chancellor and Richard Sherman both recorded interceptions for Seattle's defense.

Philadelphia	0	7	0	8	15
Seattle	6	10	7	3	26

						Philadelphia	Seattle
SEA	1	11:02	Prosise 72 run (kick blocked) (2-80, 0:48)			0	6
PHI	2	14:13	Ertz 4 pass Wentz (Sturgis kick) (13-68, 7:35)			7	6
SEA	2	8:20	Graham 35 pass Wilson (Hauschka kick) (10-92, 5:53)			7	13
SEA	2	3:47	Hauschka 21 FG (6-74, 1:45)			7	16
SEA	3	7:31	Wilson 15 pass Baldwin (Hauschka kick) (6-59, 2:16)			7	23
SEA	4	13:34	Hauschka 35 FG (8-24, 2:42)			7	26
PHI	4	3:42	Green-Beckham 5 pass Wentz (Wentz-Agholor pass) (10-66, 3:33)			15	26
Att. 69,190							

STATISTICS

RUSHING

Philadelphia	Att	Yds	Avg	LG	TD	Seattle	Att	Yds	Avg	LG	TD
W. Smallwood	13	48	3.7	18	0	C. Prosise	4	76	19.0	72t	1
R. Mathews	7	31	4.4	18	0	T. Rawls	14	57	4.1	18	0
K. Barner	3	17	5.7	11	0	R. Wilson	8	19	2.4	7	0
D. Sproles	2	15	7.5	8	0	T. Pope	2	3	1.5	2	0
C. Wentz	1	2	2.0	2	0	W. Tukuafu	1	2	2.0	2	0
						T. Boykin	1	-5	-5.0	-5	0
TOTAL	26	113	4.3	18	0	TOTAL	30	152	5.1	72t	1

PASSING

Philadelphia	A	C	Yds	SK/YD	TD	LG	INT	RT	Seattle	A	C	Yds	SK/YD	TD	LG	INT	RT
C. Wentz	45	23	218	2/23	2	26	2	61.2	R. Wilson	31	18	272	1/0	1	44	0	97.8
									D. Baldwin	1	1	15	0/0	1	15t	0	158.3
TOTAL	45	23	218	2/23	2	26	2	61.2	TOTAL	32	19	287	1/0	2	44	0	109.8

RECEIVING

Philadelphia	No	Yds	Avg	LG	TD	Seattle	No	Yds	Avg	LG	TD
Z. Ertz	6	35	5.8	11	1	D. Baldwin	4	104	26.0	44	0
J. Matthews	5	59	11.8	26	0	J. Graham	3	46	15.3	35t	1
D. Green-Beckham	5	54	10.8	21	1	T. Rawls	3	31	10.3	20	0
W. Smallwood	4	31	7.8	18	0	T. Lockett	2	39	19.5	30	0
B. Celek	1	19	19.0	19	0	J. Kearse	2	29	14.5	17	0
T. Burton	1	14	14.0	14	0	C. Prosise	2	5	2.5	5	0
D. Sproles	1	6	6.0	6	0	R. Wilson	1	15	15.0	15t	1
						L. Willson	1	12	12.0	12	0
TOTAL	23	218	9.5	26	2	P. Richardson	1	6	6.0	6	0
						TOTAL	19	287	15.1	44	2

TEAM STATISTICS

	Philadelphia	Seattle
Total First Downs	20	18
Third Down Eff.	6-16-36%	5-15-33%
Total Net Yards	308	439
Total Off. Plays	73	63
Avg. per Play	4.2	7.0
Net Yards Rushing	113	152
Total Rushing Plays	26	30
Net Yards Passing	195	287
Times Sacked/Yards Lost	2/23	1/0
Pass Atts-Comps-Ints	45-23-2	32-19-0
Punts-No. and Avg.	7-49.1	6-46.5
Penalties-No. and Yards	8-48	7-48
Fumbles-No. and Lost	1-0	1-0
Touchdowns	2	3
Field Goals Made-Att	0-0	2-3
Time of Possession	31:06	28:54

DEFENSE

Philadelphia	T	S	A	QB	Yds.	Int.	Yds.	PD	FF	FR
M. Jenkins	7	4	3	0.0	0.0	0	0	0	0	0
N. Carroll	6	4	2	0.0	0.0	0	0	1	0	0
N. Bradham	6	4	2	0.0	0.0	0	0	1	0	0
J. Hicks	6	4	2	0.0	0.0	0	0	0	0	0
F. Cox	4	2	2	0.0	0.0	0	0	0	0	0
Additional Stats: Sacks: V. Curry 0.5, M. Smith 0.5.										
Seattle	T	S	A	QB	Yds.	Int.	Yds.	PD	FF	FR
B. Wagner	15	5	10	1.0	9.0	0	0	0	0	0
K. Wright	10	6	4	0.0	0.0	0	0	1	0	0
K. Chancellor	8	1	7	0.0	0.0	1	5	2	0	0
J. Lane	6	5	1	0.0	0.0	0	0	0	0	0
R. Sherman	4	2	2	0.0	0.0	1	0	2	0	0
Additional Stats: Sacks: C. Avril 1.0. FF: C. Avril 1.										

11



TAMPA BAY BUCCANEERS 14, SEATTLE SEAHAWKS 5

SUNDAY, NOVEMBER 27

RAYMOND JAMES STADIUM



The Seattle Seahawks offense could not convert on third downs and had trouble moving the ball in addition to turning the ball over three times, as Tampa Bay's 14 first quarter points were enough for the Buccaneers to seal the 14-5 victory in Tampa. The Buccaneers took the opening drive of the game 78 yards in 14 plays and Jameis Winston hit Mike Evans for a 3-yard TD. After a Seattle three-and-out, Winston led the Bucs 62 yards in five plays and again hit Evans, this time for a 23-yard TD, giving Tampa Bay the 14-0 lead. After a Jon Ryan punt pinned Tampa Bay on their four-yard line, a holding penalty in the end zone resulted in a Seahawks safety. Seattle added a Steven Hauschka field goal on the ensuing possession, bringing the score to 14-5. A Seahawks drive late in the first half ended when Russell Wilson was intercepted by Alterraun Verner. The Seahawks punted on their first four drives of the second half, but forced a Buccaneers fumble with 10 minutes left in the fourth quarter, and drove into field goal range but Jimmy Graham was hit and fumbled, returning the ball to Tampa Bay. Kam Chancellor then intercepted Winston in the end zone with four minutes left, but Wilson under pressure threw deep and was intercepted by Bradley McDougald at the 2-yard line. Tampa Bay ran out the clock and secured the 14-5 victory.

		Seattle	0	5	0	0	5		
		Tampa Bay	14	0	0	0	14		
						Seattle	Tampa Bay		
TB	1	7:34	Evans 3 pass Winston (Aguayo kick) (14-78, 7:26)				0	7	
TB	1	2:53	Evans 23 pass Winston (Aguayo kick) (5-62, 3:01)				0	14	
SEA	2	13:23	Penalty on Stocker enforced in end zone for a safety				2	14	
SEA	2	10:39	Hauschka 43 FG (8-47, 2:44)				5	14	
Att.		63,674							

STATISTICS

RUSHING

Seattle	Att	Yds	Avg	LG	TD	Tampa Bay	Att	Yds	Avg	LG	TD
R. Wilson	8	80	10.0	17	0	D. Martin	23	87	3.8	11	0
T. Rawls	12	38	3.2	8	0	P. Barber	5	16	3.2	7	0
T. Lockett	1	9	9.0	9	0	J. Winston	5	12	2.4	8	0
W. Tukuafu	1	0	0.0	0	0	A. Humphries	2	3	1.5	8	0
TOTAL	22	127	5.8	17	0	TOTAL	35	118	3.4	11	0

PASSING

Seattle	A	C	Yds	SK/YD	TD	LG	INT	RT	Tampa Bay	A	C	Yds	SK/YD	TD	LG	INT	RT
R. Wilson	33	17	151	6/33	0	21	2	38.8	J. Winston	28	21	220	0/0	2	27	1	106.3
TOTAL	33	17	151	6/33	0	21	2	38.8	TOTAL	28	21	220	0/0	2	27	1	106.3

RECEIVING

Seattle	No	Yds	Avg	LG	TD	Tampa Bay	No	Yds	Avg	LG	TD
D. Baldwin	7	34	4.9	12	0	M. Evans	8	104	13.0	26	2
J. Graham	6	67	11.2	21	0	C. Brate	4	49	12.3	27	0
J. Kearse	1	18	18.0	18	0	R. Shepard	2	23	11.5	18	0
P. Richardson	1	17	17.0	17	0	D. Martin	2	3	1.5	5	0
L. Willson	1	11	11.0	11	0	A. Humphries	1	18	18.0	18	0
G. Farmer	1	4	4.0	4	0	A. Cross	1	10	10.0	10	0
						C. Shorts	1	6	6.0	6	0
						P. Barber	1	4	4.0	4	0
						L. Stocker	1	3	3.0	3	0
TOTAL	17	151	8.9	21	0	TOTAL	21	220	10.5	27	2

TEAM STATISTICS

	Seattle	Tampa Bay
Total First Downs	16	19
Third Down Eff.	1-11-9%	4-11-36%
Total Net Yards	245	338
Total Off. Plays	61	63
Avg. per Play	4.0	5.4
Net Yards Rushing	127	118
Total Rushing Plays	22	35
Net Yards Passing	118	220
Times Sacked/Yards Lost	6/33	0/0
Pass Atts-Comps-Ints	33-17-2	28-21-1
Punts-No. and Avg.	7-47.1	4-40.0
Penalties-No. and Yards	2-27	7-68
Fumbles-No. and Lost	2-1	2-1
Touchdowns	0	2
Field Goals Made-Att	1-1	0-1
Time of Possession	26:21	33:39

DEFENSE

Seattle	T	S	A	QB	Yds.	Int.	Yds.	PD	FF	FR
B. Wagner	10	6	4	0.0	0.0	0	0	0	0	0
K. Chancellor	8	7	1	0.0	0.0	1	0	1	0	0
K. Wright	8	6	2	0.0	0.0	0	0	1	0	0
N. Thorpe	5	5	0	0.0	0.0	0	0	0	0	0
T. McDaniel	5	4	1	0.0	0.0	0	0	0	0	0
S. Terrell	5	3	2	0.0	0.0	0	0	1	0	1

Additional Stats: FF: A. Rubin 1.

Tampa Bay	T	S	A	QB	Yds.	Int.	Yds.	PD	FF	FR
C. Conte	7	7	0	0.0	0.0	0	0	0	0	0
L. David	7	5	2	0.0	0.0	0	0	0	1	1
K. Alexander	6	4	2	1.0	6.0	0	0	0	0	0
B. McDougald	5	5	0	0.0	0.0	1	32	2	0	0
B. Grimes	5	5	0	0.0	0.0	0	0	1	0	0
V. Hargreaves	5	4	1	0.0	0.0	0	0	0	0	0
N. Spence	5	2	3	1.5	6.5	0	0	0	1	0

Additional Stats: Sacks: G. McCoy 1.5, R. Ayers 1.0, R. Russell 1.0. INT: A. Verner 1.

12



SEATTLE SEAHAWKS 40, CAROLINA PANTHERS 7

SUNDAY, DECEMBER 4, 2016

CENTURYLINK FIELD



The Seattle Seahawks put up season highs of 240 rushing yards, 534 total yards, 29 first downs and 40 points, while holding the Carolina Panthers to seven points and 271 total yards in a Sunday Night Football 40-7 victory at CenturyLink Field. On the first play of the game, Mike Morgan intercepted Derek Anderson, who started in place of Cam Newton on the Panthers' opening drive due to a coach's decision. Steven Hauschka gave Seattle the early lead with a 23-yard field goal. Capping off a 92-yard drive on Seattle's second possession, Thomas Rawls scored for Seattle on an 8-yard run. Following a Russell Wilson interception, the Panthers scored on a 55-yard pass from Newton to Ted Ginn, Jr. Seattle responded as Rawls rushed for his second TD, this time for 40 yards, giving Seattle the 17-7 lead. Hauschka added two field goals before the end of the half, pushing the lead to 23-7. Tyler Lockett scored on a 75-yard run in the third quarter, making the score 30-7. In the fourth, Wilson hit Jimmy Graham on a 1-yard TD and Hauschka connected on his fourth field goal of the day, giving the Seahawks a comfortable 40-7 victory.

Carolina	0	7	0	0	7
Seattle	10	13	7	10	40

					Carolina	Seattle
SEA	1	13:23	Hauschka 23 FG (4-3, 1:23)		0	3
SEA	1	6:42	Rawls 8 run (Hauschka kick) (9-92, 3:55)		0	10
CAR	2	10:32	Ginn 55 pass Newton (Gano kick) (3-48, 1:26)		7	10
SEA	2	9:44	Rawls 45 run (Hauschka kick) (2-57, 0:48)		7	17
SEA	2	1:45	Hauschka 37 FG (11-56, 5:43)		7	20
SEA	2	0:07	Hauschka 31 FG (9-72, 1:12)		7	23
SEA	3	14:48	Lockett 75 run (Hauschka kick) (1-75, 0:12)		7	30
SEA	4	11:09	Graham 1 pass Wilson (Hauschka kick) (10-84, 5:15)		7	37
SEA	4	3:28	Hauschka 28 FG (11-70, 6:00)		7	40
Att. 69,104						

STATISTICS

RUSHING

Carolina	Att	Yds	Avg	LG	TD	Seattle	Att	Yds	Avg	LG	TD
J. Stewart	11	50	4.5	29	0	T. Rawls	15	106	7.1	45t	2
M. Tolbert	4	21	5.3	11	0	T. Lockett	1	75	75.0	75t	1
C. Newton	3	12	4.0	9	0	R. Wilson	3	29	9.7	18	0
T. Ginn	1	6	6.0	6	0	T. Pope	8	28	3.5	18	0
F. Whittaker	1	3	3.0	3	0	T. Boykin	1	1	1.0	1	0
C. Brown	1	-3	-3.0	-3	0	G. Farmer	1	1	1.0	1	0
TOTAL	21	89	4.2	29	0	TOTAL	29	240	8.3	75t	3

PASSING

Carolina	A	C	Yds	SK/YD	TD	LG	INT	RT	Seattle	A	C	Yds	SK/YD	TD	LG	INT	RT
C. Newton	32	14	182	0/0	1	55t	0	72.7	R. Wilson	36	26	277	3/21	1	40	1	92.0
D. Anderson	1	0	0	0/0	0	0	1	0.0	T. Boykin	3	2	38	0/0	0	31	0	109.7
TOTAL	33	14	182	0/0	1	55t	1	57.9	TOTAL	39	28	315	3/21	1	40	1	93.4

RECEIVING

Carolina	No	Yds	Avg	LG	TD	Seattle	No	Yds	Avg	LG	TD
T. Ginn	5	80	16.0	55t	1	D. Baldwin	7	65	9.3	29	0
G. Olsen	3	30	10.0	16	0	J. Graham	6	63	10.5	18	1
D. Funchess	2	44	22.0	24	0	J. Kearse	5	68	13.6	31	0
K. Benjamin	2	18	9.0	11	0	T. Lockett	5	63	12.6	40	0
B. Bersin	1	7	7.0	7	0	N. Vannett	2	25	12.5	21	0
J. Stewart	1	3	3.0	3	0	T. McEvoy	1	14	14.0	14	0
						T. Rawls	1	12	12.0	12	0
						T. Pope	1	5	5.0	5	0
TOTAL	14	182	13.0	55t	1	TOTAL	28	315	11.3	40	1

TEAM STATISTICS

	Carolina	Seattle
Total First Downs	14	29
Third Down Eff.	5-12-42%	7-14-50%
Total Net Yards	271	534
Total Off. Plays	54	71
Avg. per Play	5.0	7.5
Net Yards Rushing	89	240
Total Rushing Plays	21	29
Net Yards Passing	182	294
Times Sacked/Yards Lost	0/0	3/21
Pass Atts-Comps-Ints	33-14-1	39-28-1
Punts-No. and Avg.	6-42.3	1-41.0
Penalties-No. and Yards	6-63	6-37
Fumbles-No. and Lost	1-1	1-0
Touchdowns	1	4
Field Goals Made-Att	0-0	4-4
Time of Possession	25:59	34:01

DEFENSE

Carolina	T	S	A	QB	Yds.	Int.	Yds.	PD	FF	FR
M. Griffin	14	7	7	0.0	0.0	0	0	0	0	0
J. Bradberry	8	7	1	0.0	0.0	0	0	1	0	0
T. Davis	8	4	4	0.5	2.5	0	0	0	0	0
D. Worley	6	4	2	0.0	0.0	0	0	0	0	0
R. McClain	5	3	2	0.0	0.0	0	0	1	0	0
Additional Stats: Sacks: K. Ealy 1.0, C. Johnson 1.0, W. Horton 0.5. Int: T. Boston 1. FF: K. Ealy 1.										
Seattle	T	S	A	QB	Yds.	Int.	Yds.	PD	FF	FR
B. Wagner	10	4	6	0.0	0.0	0	0	0	0	0
K. Chancellor	7	6	1	0.0	0.0	0	0	1	0	0
M. Morgan	5	2	3	0.0	0.0	1	14	1	0	0
K. Wright	3	2	1	0.0	0.0	0	0	1	1	0
D. Shead	3	1	2	0.0	0.0	0	0	1	0	0
Additional Stats: FR: C. Marsh 1.										

13



GREEN BAY PACKERS 38, SEATTLE SEAHAWKS 10

SUNDAY, DECEMBER 11, 2016

LAMBEAU FIELD



The Seattle Seahawks turned the ball over six times and the defense had trouble slowing Aaron Rodgers and the Green Bay Packers offense, as the Packers beat the Seahawks by a score of 38-10 at Lambeau Field. The loss was the first by the Seahawks of more than 10 points since Week 9 (11/6/11) of 2011, ending the record streak of 85 regular season games (95 combined) of not losing by more than 10 points. On the opening drive, Rodgers hit Davante Adams on a 66-yard TD on the third play from scrimmage. Seattle responded with a Steven Hauschka field goal, for a score of 7-3. A Wilson interception in the second quarter led to a one-yard TD run by Ty Montgomery. Rodgers hit Jordy Nelson on a 9-yard TD on the Packers' next possession, pushing their lead to 21-3. Seattle got the ball before the end of the half but the drive ended with Wilson's second interception. Wilson was intercepted on Seattle's first two drives of the second half, leading to Nelson's second TD reception from Rodgers, and a 28-3 lead for the Packers heading into the fourth quarter. Mason Crosby connected on a 38-yard field goal for the Packers early in the fourth quarter. Seattle made the score 31-10 when Wilson hit Tanner McEvoy on a 21-yard TD. Green Bay scored on an end-around by Jeff Janis from 19 yards out, pushing the lead to 38-10.

Seattle	3	0	0	7	10
Green Bay	7	14	7	10	38

					Seattle	Green Bay
GB	1	13:30	Adams 66 pass Rodgers (Crosby kick) (3-75, 1:30)		0	7
SEA	1	6:16	Hauschka 28 FG (13-64, 7:14)		3	7
GB	2	9:36	Montgomery 1 run (Crosby kick) (4-26, 2:17)		3	14
GB	2	5:15	Nelson 9 pass Rodgers (Crosby kick) (5-48, 2:44)		3	21
GB	3	4:24	Nelson 3 pass Rodgers (Crosby kick) (7-32, 3:16)		3	28
GB	4	10:31	Crosby 38 FG (5-19, 1:15)		3	31
SEA	4	8:21	McEvoy 21 pass Wilson (Hauschka kick) (7-75, 2:10)		10	31
GB	4	5:43	Janis 19 run (Crosby kick) (1-19, 0:07)		10	38
Att. 78,057						

STATISTICS

RUSHING

Seattle	Att	Yds	Avg	LG	TD	Green Bay	Att	Yds	Avg	LG	TD
T. Rawls	12	67	5.6	15	0	T. Montgomery	9	41	4.6	17	1
A. Collins	7	23	3.3	8	0	C. Michael	10	36	3.6	10	0
R. Wilson	4	19	4.8	8	0	J. Janis	1	19	19.0	19t	1
T. Lockett	2	15	7.5	13	0	J. Starks	2	3	1.5	2	0
T. Pope	1	12	12.0	12	0	A. Ripkowski	3	2	0.7	2	0
						B. Hundley	2	-2	-1.0	-1	0
						A. Rodgers	3	-6	-2.0	-1	0
TOTAL	26	136	5.2	15	0	TOTAL	30	93	3.1	19t	2

PASSING

Seattle	A	C	Yds	SK/YD	TD	LG	INT	RT	Green Bay	A	C	Yds	SK/YD	TD	LG	INT	RT
R. Wilson	39	22	240	3/22	1	31	5	43.7	A. Rodgers	23	18	246	1/9	3	66t	0	150.8
									B. Hundley	2	0	0	0/0	0	0	0	39.6
TOTAL	39	22	240	3/22	1	31	5	43.7	TOTAL	25	18	246	1/9	3	66t	0	142.7

RECEIVING

Seattle	No	Yds	Avg	LG	TD	Green Bay	No	Yds	Avg	LG	TD
D. Baldwin	6	46	7.7	10	0	J. Nelson	6	41	6.8	11	2
T. Lockett	4	41	10.3	15	0	D. Adams	4	104	26.0	66t	1
T. McEvoy	3	41	13.7	21t	1	T. Montgomery	3	45	15.0	24	0
A. Collins	3	33	11.0	14	0	R. Cobb	3	33	11.0	25	0
M. Reece	2	38	19.0	31	0	J. Cook	1	15	15.0	15	0
J. Graham	1	16	16.0	16	0	R. Rodgers	1	8	8.0	8	0
L. Willson	1	11	11.0	11	0						
J. Kears	1	7	7.0	7	0						
T. Rawls	1	7	7.0	7	0						
TOTAL	22	240	10.9	31	1	TOTAL	18	246	13.7	66t	3

TEAM STATISTICS

	Seattle	Green Bay
Total First Downs	22	18
Third Down Eff.	6-12-50%	4-11-36%
Total Net Yards	354	330
Total Off. Plays	68	58
Avg. per Play	5.2	5.9
Net Yards Rushing	136	93
Total Rushing Plays	26	30
Net Yards Passing	218	237
Times Sacked/Yards Lost	3/22	1/9
Pass Atts-Comps-Ints	39-22-5	25-18-0
Punts-No. and Avg.	4-34.0	4-38.5
Penalties-No. and Yards	7-63	5-50
Fumbles-No. and Lost	1-1	0-0
Touchdowns	1	5
Field Goals Made-Att	1-1	1-1
Time of Possession	31:50	28:10

DEFENSE

Seattle	T	S	A	QB	Yds.	Int.	Yds.	PD	FF	FR
B. Wagner	12	7	5	0.0	0.0	0	0	0	0	0
T. McDaniel	6	4	2	0.0	0.0	0	0	0	0	0
D. Shead	5	4	1	0.0	0.0	0	0	2	0	0
K. Wright	5	4	1	0.0	0.0	0	0	0	0	0
K. Chancellor	5	3	2	0.0	0.0	0	0	0	0	0
Additional Stats: Sacks: A. Rubin 1.										
Green Bay	T	S	A	QB	Yds.	Int.	Yds.	PD	FF	FR
J. Thomas	10	8	2	0.0	0.0	0	0	0	0	0
Q. Rollins	7	6	1	0.0	0.0	1	0	2	0	0
M. Burnett	7	4	3	0.0	0.0	1	19	1	0	0
M. Hyde	6	5	1	0.0	0.0	1	11	1	0	0
J. Elliott	5	3	2	1.0	8.0	0	0	0	0	0
Additional Stats: Sacks: D. Jones 1.0, D. Lowry 1.0. INT: D. Randall 2. FF: C. Ringo 1. FR: K. Brice 1.										

14



SEATTLE SEAHAWKS 24, LOS ANGELES RAMS 3 SUNDAY, DECEMBER 15, 2016 CENTURYLINK FIELD



The Seattle Seahawks defense held the Los Angeles Rams to 183 total yards and three points, while Russell Wilson threw for three touchdowns and the Seahawks put up 24 points on their way to a 24-3 victory at CenturyLink Field, winning the NFC West division and ensuring a home playoff game. Seattle took the lead in the second quarter when Wilson hit Luke Willson on an 8-yard TD following a 93-yard drive. The Seahawks added a Steven Hauschka 48-yard FG for a 10-0 lead midway through the second quarter. Greg Zuerlein connected on a 36-yard FG for a halftime score of 10-3. Late in the third quarter, Wilson hit Doug Baldwin on a 1-yard TD. Wilson hit Tyler Lockett on a 57-yard TD at the start of the fourth quarter, pushing Seattle's lead to 24-3. Lockett recorded seven catches for 130 yards.

Los Angeles	0	3	0	0	3
Seattle	0	10	7	7	24

Los Angeles	Seattle
0	7
0	10
3	10
3	17
3	24

SEA	2	12:21	Willson 8 pass Wilson (Hauschka kick) (13-93, 6:47)
SEA	2	8:45	Hauschka 48 FG (4-0, 2:03)
LA	2	0:55	Zuerlein 36 FG (8-51, 3:39)
SEA	3	3:12	Baldwin 1 pass Wilson (Hauschka kick) (8-62, 4:37)
SEA	4	14:49	Lockett 57 pass Wilson (Hauschka kick) (5-67, 1:43)

Att. 69,067

STATISTICS

RUSHING

Los Angeles	Att	Yds	Avg	LG	TD	Seattle	Att	Yds	Avg	LG	TD
T. Gurley	14	38	2.7	22	0	T. Rawls	21	34	1.6	12	0
T. Austin	2	13	6.5	8	0	J. Ryan	1	26	26.0	26	0
M. Brown	1	-4	-4.0	-4	0	R. Wilson	6	12	2.0	9	0
						J. Graham	1	0	0.0	0	0
						M. Reece	1	0	0.0	0	0
TOTAL	17	47	2.8	22	0	TOTAL	30	72	2.4	26	0

PASSING

Los Angeles	A	C	Yds	SK/YD	TD	LG	INT	RT	Seattle	A	C	Yds	SK/YD	TD	LG	INT	RT
J. Goff	25	13	135	4/31	0	25	0	67.9	R. Wilson	26	19	229	2/2	3	57t	1	122.1
C. Keenum	9	5	32	0/0	0	16	0	63.2									
J. Hekker	1	0	0	0/0	0	0	0	39.6									
TOTAL	35	18	167	4/31	0	25	0	64.8	TOTAL	26	19	229	2/2	3	57t	1	122.1

RECEIVING

Los Angeles	No	Yds	Avg	LG	TD	Seattle	No	Yds	Avg	LG	TD
K. Britt	4	50	12.5	24	0	T. Lockett	7	130	18.6	57t	1
B. Quick	3	46	15.3	25	0	D. Baldwin	5	35	7.0	17	1
P. Cooper	3	21	7.0	13	0	L. Willson	3	19	6.3	9	1
T. Austin	3	14	4.7	8	0	T. Rawls	2	5	2.5	6	0
T. Higbee	1	15	15.0	15	0	J. Graham	1	31	31.0	31	0
M. Brown	1	12	12.0	12	0	M. Reece	1	9	9.0	9	0
M. Thomas	1	6	6.0	6	0						
L. Kendrick	1	5	5.0	5	0						
T. Gurley	1	-2	-2.0	-2	0						
TOTAL	18	167	9.3	25	0	TOTAL	19	229	12.1	57t	3

TEAM STATISTICS

	Los Angeles	Seattle
Total First Downs	13	19
Third Down Eff.	3-12-25%	7-15-47%
Total Net Yards	183	299
Total Off. Plays	56	58
Avg. per Play	3.3	5.2
Net Yards Rushing	47	72
Total Rushing Plays	17	30
Net Yards Passing	136	227
Times Sacked/Yards Lost	4/31	2/2
Pass Atts-Comps-Ints	35-18-0	26-19-1
Punts-No. and Avg.	4-54.0	3-36.0
Penalties-No. and Yards	8-76	13-86
Fumbles-No. and Lost	1-0	1-0
Touchdowns	0	3
Field Goals Made-Att	1-1	1-1
Time of Possession	27:29	32:31

DEFENSE

Los Angeles	T	S	A	QB	Yds.	Int.	Yds.	PD	FF	FR
M. Barron	7	6	1	0.0	0.0	0	0	0	0	0
M. Jordan	7	5	2	0.0	0.0	0	0	0	0	0
A. Ogletree	7	4	3	0.0	0.0	1	8	2	0	0
W. Hayes	6	2	4	1.0	0.0	0	0	0	0	0
T. McDonald	4	3	1	0.0	0.0	0	0	0	0	0

Additional Stats: Sacks: E. Westbrook's 1.0.

Seattle	T	S	A	QB	Yds.	Int.	Yds.	PD	FF	FR
K. Wright	10	3	7	0.0	0.0	0	0	0	0	0
B. Wagner	7	0	7	0.0	0.0	0	0	0	0	0
D. Shead	5	3	2	0.0	0.0	0	0	1	0	0
K. Chancellor	5	1	4	0.0	0.0	0	0	0	0	0
C. Avril	4	2	2	1.5	10.5	0	0	0	1	0

Additional Stats: Sacks: F. Clark 1.5, C. Marsh 1.0.

15



ARIZONA CARDINALS 34, SEATTLE SEAHAWKS 31

SATURDAY, DECEMBER 24, 2016

CENTURYLINK FIELD



The Seattle Seahawks came back from being down double digits for much of the game and scored a tying touchdown with 1:00 remaining, but the Cardinals were able to drive into field goal range and kick the game-winning field goal as time expired, beating the Seahawks by a score of 34-31 at CenturyLink Field. An early Seahawks fumble set up David Johnson's first of three rushing TDs. The Cardinals scored late in the second quarter on an 80-yard TD from Carson Palmer to J.J. Nelson, giving the Cardinals the 14-0 lead. Seattle responded with a Steven Hauschka 27-yard field goal, for a halftime score of 14-3. Wilson found Jermaine Kearse on a 2-yard TD in the third quarter, bringing the score to 14-10 entering the fourth quarter. Johnson scored on a one-yard run, giving Arizona a 21-10 lead. Seattle responded with a 42-yard TD pass from Wilson to Doug Baldwin, and converted the two-point try to bring the score to 21-18. Johnson scored his third TD of the game on another 1-yard run, giving the Cardinals a 28-18 lead. Chandler Catanzaro connected on a 42-yard FG after Seattle could not convert on fourth down from its own 30-yard line, giving Arizona a lead of 31-18. Wilson hit Jimmy Graham on a 37-yard TD on the ensuing possession, pulling to within 6 points with 2:48 remaining. Wilson hit Paul Richardson for a 5-yard TD with one minute left, but the missed extra point tied the game at 31. Palmer completed a few passes and Catanzaro connected on the 27-yard game winning FG as time expired.

Arizona	7	7	0	20	34
Seattle	0	3	7	21	31

						Arizona	Seattle
AZ	1	7:52	Johnson 2 run (Catanzaro kick) (5-23, 2:54)			7	0
AZ	2	3:53	Nelson 80 pass Palmer (Catanzaro kick) (3-91, 1:30)			14	0
SEA	2	0:15	Hauschka 27 FG (4-0, 0:17)			14	3
SEA	3	8:20	Kearse 2 pass Wilson (Hauschka kick) (13-66, 6:40)			14	10
AZ	4	13:32	Johnson 1 run (Catanzaro kick) (9-61, 4:59)			21	10
SEA	4	8:49	Baldwin 42 pass Wilson (Wilson - Reece pass) (9-75, 4:43)			21	18
AZ	4	6:47	Johnson 1 run (Catanzaro kick) (4-75, 2:02)			28	18
AZ	4	4:10	Catanzaro 42 FG (4-6, 0:59)			31	18
SEA	4	2:48	Graham 37 pass Wilson (Hauschka kick) (6-75, 1:22)			31	25
SEA	4	1:00	Richardson 5 pass Wilson (kick failed, wl) (6-45, 1:22)			31	31
AZ	4	0:00	Catanzaro 43 FG (8-50, 1:00)			34	31

Att. 69,050

STATISTICS

RUSHING

Arizona	Att	Yds	Avg	LG	TD	Seattle	Att	Yds	Avg	LG	TD
D. Johnson	28	95	3.4	33	3	R. Wilson	10	36	3.6	15	0
C. Palmer	1	-1	-1.0	-1	0	A. Collins	7	28	4.0	13	0
						T. Rawls	8	8	1.0	4	0
						D. Baldwin	2	6	3.0	4	0
TOTAL	29	94	3.2	33	3	TOTAL	27	78	2.9	15	0

PASSING

Arizona	A	C	Yds	SK/YD	TD	LG	INT	RT	Seattle	A	C	Yds	SK/YD	TD	LG	INT	RT
C. Palmer	26	16	284	1/8	1	80t	0	111.7	R. Wilson	45	29	350	6/37	4	42t	0	117.8
L. Fitzgerald	1	0	0	0/0	0	0	0	39.6									
TOTAL	27	16	284	1/8	1	80t	0	107.6	TOTAL	45	29	350	6/37	4	42t	0	117.8

RECEIVING

Arizona	No	Yds	Avg	LG	TD	Seattle	No	Yds	Avg	LG	TD
D. Johnson	4	41	10.3	29	0	D. Baldwin	13	171	13.2	42t	1
L. Fitzgerald	4	31	7.8	16	0	P. Richardson	4	42	10.5	16	1
J. Nelson	3	132	44.0	80t	1	J. Kearse	4	37	9.3	16	1
J. Gresham	2	40	20.0	34	0	A. Collins	4	19	4.8	9	0
B. Golden	1	22	22.0	22	0	J. Graham	2	43	21.5	37t	1
Jo. Brown	1	12	12.0	12	0	T. Lockett	2	38	19.0	28	0
K. Williams	1	6	6.0	6	0						
TOTAL	16	284	17.8	80t	1	TOTAL	29	350	12.1	42t	4

TEAM STATISTICS

	Arizona	Seattle
Total First Downs	21	24
Third Down Eff.	1-9-11%	8-17-47%
Total Net Yards	370	391
Total Off. Plays	57	78
Avg. per Play	6.5	5.0
Net Yards Rushing	94	78
Total Rushing Plays	29	27
Net Yards Passing	276	313
Times Sacked/Yards Lost	1/8	6/37
Pass Atts-Comps-Ints	27-16-0	45-29-0
Punts-No. and Avg.	5-44.4	4-36.0
Penalties-No. and Yards	7-85	5-40
Fumbles-No. and Lost	1-1	1-1
Touchdowns	4	4
Field Goals Made-Att	2-3	1-2
Time of Possession	26:18	34:42

DEFENSE

Arizona	T	S	A	QB	Yds.	Int.	Yds.	PD	FF	FR
S. Moore	14	5	9	0.0	0.0	0	0	0	0	0
B. Williams	11	8	3	0.0	0.0	0	0	1	0	0
P. Peterson	7	6	1	0.0	0.0	0	0	0	0	0
D. Swearinger	6	5	1	0.0	0.0	0	0	1	0	0
J. Bethel	5	5	0	0.0	0.0	0	0	3	0	0
Additional Stats: Sacks:	M. Golden 2.0, Ch. Jones 1.5, R. Gunter 1.0, A. Okafor 1.0, C. Campbell 0.5. FR: C. Campbell 1.									
Seattle	T	S	A	QB	Yds.	Int.	Yds.	PD	FF	FR
B. Wagner	10	1	9	0.0	0.0	0	0	0	0	0
D. Shead	9	4	5	0.0	0.0	0	0	0	0	0
K. Chancellor	7	4	3	0.0	0.0	0	0	1	0	0
K. Wright	6	0	6	0.0	0.0	0	0	1	0	1
R. Sherman	5	4	1	0.0	0.0	0	0	2	0	0
Additional Stats: Sacks:	M. Bennett 0.5, J. Reed 0.5.									

16



SEATTLE SEAHAWKS 25, SAN FRANCISCO 49ERS 23

SUNDAY, JANUARY 1, 2017

LEVI'S STADIUM



The Seattle Seahawks secured the NFC's third seed entering the playoffs with a 25-23 win over the San Francisco 49ers in the final game of the 2016 regular season. Steven Hauschka hit two first half field goals and Shaun Draughn had two first-half rushing TDs for the 49ers giving the 49ers a 14-6 lead before Russell Wilson connected with Luke Willson on an 11-yard TD and Thomas Rawls scored on a one-yard TD run to take the 19-14 lead at the half. Hauschka made two second-half field goals to bring Seattle's point total to 25 but an errant snap on a Seahawks punt attempt sailed over Jon Ryan's head and out of the end zone for a 49ers safety, with the score at 25-16 with just over 14 minutes remaining. A 33-yard punt return by the 49ers set up a 35-yard drive with Colin Kaepernick hitting Garrett Celek on a 9-yard TD, pulling to within two points with 5:42 remaining. Trevone Boykin, who replaced Wilson in the fourth quarter, along with several offensive starters for the Seahawks resting, led the Seahawks offense on a 12-play, 53-yard drive that lasted the remainder of the game, sealing the Seahawks 25-23 victory.

Seattle	3	16	3	3	25
San Francisco	7	7	2	7	23

						Seattle	San Francisco
SEA	1	13:03	Hauschka 31 FG (4-8, 1:16)			3	0
SF	1	9:35	Draughn 1 run (Dawson kick) (7-75, 3:28)			3	7
SF	2	14:56	Draughn 1 run (Dawson kick) (14-79, 8:10)			3	14
SEA	2	10:32	Hauschka 32 FG (9-46, 4:24)			6	14
SEA	2	6:55	Willson 11 pass Wilson (Hauschka kick) (2-15, 0:49)			13	14
SEA	2	3:00	Rawls 1 run (kick blocked) (5-91, 1:50)			19	14
SEA	3	8:14	Hauschka 33 FG (6-44, 1:47)			22	14
SF	3	5:04	Frese snaps out of bounds in end zone for a safety			22	16
SEA	4	14:08	Hauschka 28 FG (9-62, 3:58)			25	16
SF	4	5:42	Celek 9 pass Kaepernick (Dawson kick) (4-35, 2:22)			25	23
Att. 70,178							

STATISTICS

RUSHING

Seattle	Att	Yds	Avg	LG	TD	San Francisco	Att	Yds	Avg	LG	TD
A. Collins	7	55	7.9	26	0	S. Draughn	21	41	2.0	10	2
T. Rawls	8	14	1.8	7	1	C. Kaepernick	5	16	3.2	11	0
T. Boykin	4	7	1.8	11	0	R. Mostert	1	6	6.0	6	0
P. Richardson	1	5	5.0	5	0	D. Harris	4	-1	-0.3	3	0
R. Wilson	2	4	2.0	4	0						
J. McKissic	1	2	2.0	2	0						
J. Ryan	1	0	0.0	0	0						
M. Reece	1	0	0.0	0	0						
TOTAL	25	87	3.5	26	1	TOTAL	31	62	2.0	11	2

PASSING

Seattle	A	C	Yds	SK/YD	TD	LG	INT	RT	San Francisco	A	C	Yds	SK/YD	TD	LG	INT	RT
R. Wilson	32	19	258	1/6	1	42	0	95.6	C. Kaepernick	22	17	215	5/24	1	29	0	122.3
T. Boykin	6	4	42	1/5	0	19	0	86.8									
TOTAL	38	23	300	2/11	1	42	0	94.2	TOTAL	22	17	215	5/24	1	29	0	122.3

RECEIVING

Seattle	No	Yds	Avg	LG	TD	San Francisco	No	Yds	Avg	LG	TD
J. Graham	4	64	16.0	42	0	J. Kerley	6	61	10.2	27	0
P. Richardson	4	40	10.0	18	0	S. Draughn	4	68	17.0	29	0
L. Willson	3	26	8.7	11t	1	C. Harper	3	25	8.3	13	0
J. Kearse	2	45	22.5	36	0	A. Burbridge	1	24	24.0	24	0
D. Baldwin	2	44	22.0	41	0	D. Smelter	1	23	23.0	23	0
M. Reece	2	25	12.5	19	0	G. Celek	1	9	9.0	9t	1
J. McKissic	2	16	8.0	10	0	R. Streater	1	5	5.0	5	0
T. McEvoy	2	16	8.0	9	0						
B. Williams	1	20	20.0	20	0						
A. Collins	1	4	4.0	4	0						
TOTAL	23	300	13.0	42	1	TOTAL	17	215	12.6	29	1

TEAM STATISTICS

	Seattle	San Francisco
Total First Downs	18	14
Third Down Eff.	3-12-25%	2-11-16%
Total Net Yards	376	253
Total Off. Plays	65	58
Avg. per Play	5.8	4.4
Net Yards Rushing	87	62
Total Rushing Plays	25	31
Net Yards Passing	289	191
Times Sacked/Yards Lost	2/11	5/24
Pass Atts-Comps-Ints	38-23-0	22-17-0
Punts-No. and Avg.	4-46.0	6-48.2
Penalties-No. and Yards	4-34	4-25
Fumbles-No. and Lost	3-0	3-2
Touchdowns	2	3
Field Goals Made-Att	4-4	0-0
Time of Possession	29:34	30:26

DEFENSE

	T	S	A	QB	Yds.	Int.	Yds.	PD	FF	FR
B. Wagner	12	10	2	2.0	7.0	0	0	1	0	1
K. Wright	7	7	0	1.0	0.0	0	0	0	0	0
K. Chancellor	7	6	1	0.0	0.0	0	0	0	0	0
F. Clark	4	4	0	1.0	7.0	0	0	0	1	1
A. Rubin	4	4	0	0.0	0.0	0	0	0	1	0
Additional Stats: Sacks: M. Bennett 1.0.										
San Francisco	T	S	A	QB	Yds.	Int.	Yds.	PD	FF	FR
A. Bethea	7	6	1	0.0	0.0	0	0	0	0	0
M. Wilhoite	6	5	1	0.0	0.0	0	0	0	0	0
A. Brooks	5	5	0	0.0	0.0	0	0	0	0	0
R. Robinson	4	4	0	0.0	0.0	0	0	0	0	0
G. Hodges	4	3	1	0.0	0.0	0	0	0	0	0
Sacks: Team 2.0.										



2016 NFC WILD CARD GAME
SEATTLE SEAHAWKS 26, DETROIT LIONS 6
SATURDAY, JANUARY 7, 2017 - CENTURYLINK FIELD



The Seattle Seahawks rushed for 177 yards, as Thomas Rawls set a single game postseason record for the Seahawks with 161 yards, while the defense held the Detroit Lions to 231 total yards in a 26-6 Seahawks victory in the NFC Wild Card game. Seattle took a 10-0 lead in the second quarter after Russell Wilson connected with Paul Richardson on a two-yard TD on fourth down and a 43-yard FG by Steven Hauschka. Detroit countered with a 42-yard drive resulting in a 51-yard FG by Matt Prater with 0:20 remaining in the half. Prater connected on a 53-yard FG in the third quarter, bringing the score to 10-6, Seattle, at the end of the third quarter. In the fourth quarter, Hauschka made a 27-yard FG to push Seattle's lead to 13-6. Then Thomas Rawls scored on a 4-yard run and Wilson hit Doug Baldwin on a 13-yard TD, giving Seattle the 26-6 final score.

	0	3	3	0	6	
Seattle	0	10	0	16	26	
					Detroit	Seattle
SEA 2 7:07					0	7
SEA 2 1:55					0	10
DET 2 0:20					3	10
DET 3 4:03					6	10
SEA 4 14:12					6	13
SEA 4 8:49					6	19
SEA 4 3:36					6	26
Att. 68,788						

INDIVIDUAL STATISTICS

RUSHING											
Detroit	Att	Yds	Avg	LG	TD	Seattle	Att	Yds	Avg	LG	TD
Z. Zenner	11	34	3.1	17	0	T. Rawls	27	161	6.0	32	1
M. Stafford	3	15	5.0	11	0	A. Collins	6	13	2.2	3	0
G. Tate	1	0	0.0	0	0	D. Baldwin	1	6	6.0	6	0
						M. Reece	1	0	0.0	0	0
						R. Wilson	3	-3	-1.0	-1	0
TOTAL	15	49	3.3	17	0	TOTAL	38	177	4.7	32	1

PASSING																	
Detroit	A	C	Yds	Sk/Yds	TD	LG	INT	RT	Seattle	A	C	Yds	Sk/Yds	TD	LG	INT	RT
M. Stafford	32	18	205	3/23	0	30	0	75.7	R. Wilson	30	23	224	3/14	2	42	0	119.3
TOTAL	32	18	205	3/23	0	30	0	75.7	TOTAL	30	23	224	3/14	2	42	0	119.3

RECEIVING											
Detroit	No	Yds	Avg.	LG	TD	Seattle	No	Yds	Avg.	LG	TD
Z. Zenner	6	54	9.0	23	0	D. Baldwin	11	104	9.5	42	1
M. Jones	4	81	20.3	30	0	P. Richardson	3	48	16.0	27	1
G. Tate	3	25	8.3	13	0	J. Graham	3	37	12.3	14	0
A. Boldin	2	24	12.0	16	0	J. Kearsse	2	14	7.0	8	0
E. Ebron	2	23	11.5	12	0	A. Collins	1	11	11.0	11	0
M. Mulligan	1	-2	-2.0	-2	0	M. Reece	1	5	5.0	5	0
						L. Willson	1	4	4.0	4	0
						T. Rawls	1	1	1.0	1	0
TOTAL	18	205	11.4	30	0	TOTAL	23	224	9.7	42	2

TEAM STATISTICS

	Detroit	Seattle
Total First Downs	13	24
Third Down Eff.	2-11-18%	9-16-56%
Total Net Yards	231	387
Total Off. Plays	50	71
Avg. per Play	4.6	5.5
Net Yards Rushing	49	177
Total Rushing Plays	15	38
Net Yards Passing	182	210
Times Sacked/Yards Lost	3/23	3/14
Pass Atts-Comps-Ints	32-18-0	30-23-0
Punts-No. and Avg.	5-46.4	3-37.7
Penalties-No. and Yards	7-68	6-40
Fumbles-No. and Lost	1-0	0-0
Touchdowns	0	3
Field Goals Made-Att	2-2	2-2
Time of Possession	23:21	36:39

DEFENSE

Detroit	T	S	A	QB	Yds.	Int.	Yds.	PD	FF	FR
T. Whitehead	13	3	10	0.0	0.0	0	0	0	0	0
E. Ansah	9	5	4	2.0	8.0	0	0	0	0	0
T. Wilson	7	6	1	0.0	0.0	0	0	0	0	0
N. Lawson	7	5	2	0.0	0.0	0	0	0	0	0
A. Robinson	7	2	5	0.0	0.0	0	0	0	0	0
Additional Stats: SACKS: H. Ngata 1.0.										
Seattle	T	S	A	QB	Yds.	Int.	Yds.	PD	FF	FR
B. Wagner	10	8	2	0.0	0.0	0	0	0	0	0
K. Chancellor	7	6	1	0.0	0.0	0	0	0	0	0
K. Wright	6	3	3	0.0	0.0	0	0	0	0	0
R. Sherman	5	3	2	0.0	0.0	0	0	0	0	0
C. Avril	3	3	0	2.0	16.0	0	0	0	0	0
M. Bennett	3	2	1	1.0	7.0	0	0	0	0	0

The Last Time

OVERTIME GAME

Seattle 6, at Arizona 6 10/23/16

OVERTIME WIN

BY SEAHAWKS: Seattle 26, vs. Denver 20 9/21/14

BY OPPONENTS: at Cincinnati 27, Seattle 24 10/11/15

OVERTIME TIE: Seattle 6, at Arizona 6 10/23/16

500 TOTAL YARDS

BY SEAHAWKS: 534, vs. Carolina 12/4/16

BY OPPONENTS: 538, vs. Pittsburgh 11/29/15

400 TOTAL YARDS

BY SEAHAWKS: 534, vs. Carolina 12/4/16

BY OPPONENTS: 425, vs. Buffalo 11/7/16

300 YARDS RUSHING (TEAM)

BY SEAHAWKS: 350, vs. New York Giants 11/9/14

BY OPPONENTS: 356, vs. LA Raiders 11/30/87

200 YARDS RUSHING (TEAM)

BY SEAHAWKS: 240, vs. Carolina 12/4/16

BY OPPONENTS: 205, vs. Tampa Bay 11/3/13

400 NET YARDS PASSING (TEAM)

BY SEAHAWKS: 428, at San Diego 12/29/02

BY OPPONENTS: 480, vs. Pittsburgh 11/29/15

300 NET YARDS PASSING (TEAM)

BY SEAHAWKS: 313, vs. Arizona 12/24/16

BY OPPONENTS: 304, at New England 11/13/16

50 OR MORE POINTS SCORED

BY SEAHAWKS: 50, at Buffalo (in Toronto) 12/16/12

BY OPPONENTS: 51, at Dallas 11/27/80

40 OR MORE POINTS SCORED

BY SEAHAWKS: 40, vs. Carolina 12/4/16

BY OPPONENTS: 40, at San Francisco 12/12/10

30 OR MORE POINTS SCORED

BY SEAHAWKS: 31, vs. Arizona 12/24/16

BY OPPONENTS: 34, vs. Arizona 12/24/16

SHUTOUT

BY SEAHAWKS: 26-0, vs. Chicago 9/27/15

BY OPPONENTS: 24-0, at Pittsburgh 9/18/11

TWO 100-YARD RUSHERS IN SAME GAME

BY SEAHAWKS: vs. New York Giants 11/9/14

M. Lynch 21-140, R. Wilson 14-107

BY OPPONENTS: at Philadelphia 12/12/76

Tom Sullivan 121, Mike Hogan 104

TWO 100-YARD RECEIVERS IN SAME GAME

BY SEAHAWKS: vs. San Francisco 9/25/16

D. Baldwin 8-164, J. Graham 6-100

BY OPPONENTS: vs. Arizona 11/15/15

L. Fitzgerald 10-130, M. Floyd 7-113

200 YARDS RUSHING

BY SEAHAWKS: 209, T. Rawls vs. San Francisco 11/22/15

BY OPPONENTS: 207, F. Gore at San Francisco 9/20/09

100 YARDS RUSHING

BY SEAHAWKS: 106, T. Rawls vs. Carolina 12/4/16

BY OPPONENTS: 102, T. Hightower at N.O. 10/30/16

30+ CARRIES

BY SEAHAWKS: 30, T. Rawls vs. San Francisco 11/22/15

BY OPPONENTS: 33, D. Johnson at Arizona 10/23/16

400 YARDS PASSING

BY SEAHAWKS: 414, M. Hasselbeck vs. Dallas 12/6/04

BY OPPONENTS: 456, B. Roethlisberger vs. Pit 11/29/15

300 YARDS PASSING

BY SEAHAWKS: 350, R. Wilson vs. Arizona 12/24/16

BY OPPONENTS: 316, T. Brady at New England 11/13/16

200 YARDS RECEIVING

BY SEAHAWKS: 261, S. Largent at Detroit 10/18/87

BY OPPONENTS: 201, M. Wheaton vs. Pittsburgh 11/29/15

100 YARDS RECEIVING

BY SEAHAWKS: 171, D. Baldwin vs. Arizona 12/24/16

BY OPPONENTS: 132, J. Nelson vs. Arizona 12/24/16

10 RECEPTIONS

BY SEAHAWKS: 13-171, D. Baldwin vs. Arizona 12/24/16

BY OPPONENTS: 10-162, R. Woods vs. Buffalo 11/7/16

100 YD RUSHER, 300 YD PASSER, 100 YD RECEIVER

BY SEAHAWKS: at Arizona 12/21/14

339 (pass) R. Wilson, 113 (rush) M. Lynch,

113 (rec) D. Baldwin, 139 (rec) L. Willson

BY OPPONENTS: at Houston 9/29/13

355 (pass) M. Schaub, 27-102 (rush) A. Foster,

9-110 (rec) A. Johnson

100 YD RUSHER, 100 YD RECEIVER

BY SEAHAWKS: vs. San Francisco 9/25/16

20-106 (rush) Michael, 8-164 (rec) Baldwin, 6-100 (rec) Graham

BY OPPONENTS: at Houston 9/29/13

27-102 (rush) A. Foster, 9-110 (rec) A. Johnson

TWO 100 YD RECEIVERS, 300 YD PASSER

BY SEAHAWKS: at Arizona 12/21/14

3-139 (rec) Willson, 7-113 (rec) Baldwin, 339 (pass) Wilson

BY OPPONENTS: vs. Arizona 11/15/15

130 (rec) Fitzgerald, 113 (rec) Floyd, 363 (pass) Palmer

100 YD RUSHER, 300 YD PASSER, TWO 100 YD RECEIVERS

BY SEAHAWKS: at Arizona 12/21/14

113 (rush) M. Lynch, 339 (pass) R. Wilson

139 (rec) L. Willson, 113 (rec) D. Baldwin

BY OPPONENTS: at Kansas City 10/29/06

312 (pass) D. Huard, 39-155 (rush) L. Johnson,

6-132 (rec) E. Kennison, 6-116 (rec) T. Gonzalez

FOUR TOUCHDOWNS RUSHING

BY SEAHAWKS: M. Lynch vs. New York Giants 11/9/14

BY OPPONENTS: J. Lewis at Cleveland 11/4/07

THREE TOUCHDOWNS RUSHING

BY SEAHAWKS: M. Lynch (4) vs. New York Giants 11/9/14

BY OPPONENTS: D. Johnson vs. Arizona 12/24/16

TWO TOUCHDOWNS RUSHING

BY SEAHAWKS: T. Rawls vs. Carolina 12/4/16

BY OPPONENTS: S. Draughn at San Francisco 1/1/17

FIVE TOUCHDOWN PASSES

BY SEAHAWKS: R. Wilson at Baltimore 12/13/15

BY OPPONENTS: J. Freeman at Tampa Bay 12/26/10

FOUR TOUCHDOWN PASSES

BY SEAHAWKS: R. Wilson vs. Arizona 12/24/16

BY OPPONENTS: J. Freeman (5) at Tampa Bay 12/26/10

THREE TOUCHDOWN PASSES

BY SEAHAWKS: R. Wilson (4) vs. Arizona 12/24/16

BY OPPONENTS: A. Rodgers at Green Bay 12/11/16

FOUR TOUCHDOWN RECEPTIONS

BY SEAHAWKS: Daryl Turner at San Diego 9/15/85

BY OPPONENTS: M. Robinson at Baltimore 11/23/03

The Last Time Continued...

THREE TOUCHDOWN RECEPTIONS

BY SEAHAWKS: D. Baldwin at New England 11/13/16
 BY OPPONENTS: A. Gates at San Diego 9/14/14

TWO TOUCHDOWN RECEPTIONS

BY SEAHAWKS: D. Baldwin (3) at New England 11/13/16
 BY OPPONENTS: J. Nelson at Green Bay 12/11/16

PLAYER LED IN BOTH RUSHING AND RECEIVING YDS

BY SEAHAWKS: C. Proise at New England 11/13/16
 66 (rushing), 87 (receiving)
 BY OPPONENTS: S. Draughn at San Francisco 1/1/17
 41 (rushing), 68 (receiving)

FIVE FIELD GOALS

BY SEAHAWKS: S. Hauschka vs. Baltimore 11/13/11
 BY OPPONENTS: J. Carney vs. San Diego 9/21/97

FOUR FIELD GOALS

BY SEAHAWKS: S. Hauschka at San Francisco 1/1/17
 BY OPPONENTS: W. Lutz at New Orleans 10/30/16

THREE FIELD GOALS

BY SEAHAWKS: S. Hauschka (4) at San Francisco 1/1/17
 BY OPPONENTS: W. Lutz at New Orleans (4) 10/30/16

TWO 50-YARD FIELD GOALS

BY SEAHAWKS: S. Hauschka at Arizona (52 & 52) 1/3/16
 BY OPPONENTS: G. Zuerlein at StL (58 & 60) 9/30/12

SAFETY

BY SEAHAWKS: Holding pen. in end zone, at TB 11/27/16
 BY OPPONENTS: Punt snap out of end zone, at SF 1/1/17

KICKOFF RETURN TOUCHDOWN

BY SEAHAWKS: T. Lockett vs. Chicago, 105 yds. 9/27/15
 BY OPPONENTS: C. Patterson at Minn, 101 yds. 12/6/15

PUNT RETURN TOUCHDOWN

BY SEAHAWKS: T. Lockett at St. Louis, 57 yds. 9/13/15
 BY OPPONENTS: T. Austin at St. Louis, 75 yds. 9/13/15

INTERCEPTION RETURN TOUCHDOWN

BY SEAHAWKS: B. Irvin vs. St. Louis, 49 yards 12/28/14
 BY OPPONENTS: C. Munnerlyn at Car, 33 yards 10/7/12

FUMBLE RETURN TOUCHDOWN

BY SEAHAWKS: E. Thomas at New Orleans, 34 yds 10/30/16
 BY OPPONENTS: A. Ayers vs. St. Louis, 45 yards 12/27/15

BLOCKED PUNT RETURN TOUCHDOWN

BY SEAHAWKS: M. Morgan vs. Dallas, 25 yards 10/12/14
 BY OPPONENTS: B. Butler vs. Oakland, 0 yds. 11/2/14

BLOCKED FIELD GOAL RETURN TOUCHDOWN

BY SEAHAWKS: R. Sherman vs. SF, 90 yards 12/23/12
 BY OPPONENTS: D. Howell at IND, 61 yds. 10/6/13

FOUR INTERCEPTIONS

BY SEAHAWKS: None
 BY OPPONENTS: Deron Cherry vs. Kansas City 9/29/85

THREE INTERCEPTIONS

BY SEAHAWKS: M. Trufant vs. Arizona 12/9/07
 BY OPPONENTS: Deron Cherry (4) vs. Kansas City 9/29/85

TWO INTERCEPTIONS

BY SEAHAWKS: R. Sherman at N.Y. Jets 10/2/16
 BY OPPONENTS: D. Randall at Green Bay 12/11/16

FOUR SACKS

BY SEAHAWKS: C. Clemons vs. Green Bay 9/24/12
 BY OPPONENTS: L. O'Neal vs. San Diego 10/22/95

THREE SACKS

BY SEAHAWKS: M. Bennett (3.5) at San Francisco 10/22/15
 BY OPPONENTS: W. Hayes vs. St. Louis 12/27/15

10+ PUNTS

BY SEAHAWKS: 10, J. Ryan at Chicago 10/17/10
 BY OPPONENTS: 10, P. O'Donnell vs. Chicago 9/27/15

PUNT BLOCKED

BY SEAHAWKS: T. McEvoy at Arizona 10/23/16
 BY OPPONENTS: J. Hughes vs. Buffalo 11/7/16

FIELD GOAL BLOCKED

BY SEAHAWKS: B. Wagner at Arizona 10/23/16
 BY OPPONENTS: R. Gunter vs. Arizona 12/24/16

PAT BLOCKED

BY SEAHAWKS: R. Bryant vs. Washington 11/27/11
 BY OPPONENTS: C. Jones at San Francisco 1/1/17

PAT MISSED

BY SEAHAWKS: S. Hauschka at San Francisco 1/1/17
 BY OPPONENTS: C. Catanzaro at Arizona 1/3/16

FAKE PAT KICK

BY SEAHAWKS: Feagles vs. Oakland, no good 12/16/00
 BY OPPONENTS: None

FAKE PUNT

BY SEAHAWKS: vs. Los Angeles, successful 12/15/16
 BY OPPONENTS: vs. Los Angeles, unsuccessful 12/15/16

FAKE FIELD GOAL

BY SEAHAWKS: at Washington, successful 10/6/14
 BY OPPONENTS: vs. Pittsburgh, unsuccessful 11/29/15

ONSIDE KICK

BY SEAHAWKS: at Green Bay, unsuccessful 12/11/16
 BY OPPONENTS: vs. Philadelphia, unsuccessful 11/20/16

TWO POINT CONVERSION

BY SEAHAWKS: vs. Arizona, successful 12/24/16
 BY OPPONENTS: vs. Philadelphia, successful 11/20/16

Seahawks Game-by-Game

	9/11	9/18	9/25	10/2	10/16	10/23	10/30	11/7	11/13	11/20	11/27	12/4	12/11	12/15	12/24	1/1
	Mia	at LA	SF	at NYJ	Atl	at Ari	at NO	Buf	at NE	Phi	at TB	Car	at GB	LA	Ari	at SF
Points	12	3	37	27	26	6	20	31	31	26	5	40	10	24	31	25
1 Qtr	3	0	14	0	7	0	7	7	6	6	0	10	3	0	0	3
2 Qtr	3	3	10	14	10	0	7	21	13	10	5	13	0	10	3	16
3 Qtr	0	0	6	3	0	0	3	0	3	7	0	7	0	7	7	3
4 Qtr	6	0	7	10	9	3	3	3	9	3	0	10	7	7	21	3
OT	-	-	-	-	-	3	-	-	-	-	-	-	-	-	-	-
First Down	21	17	18	21	22	11	15	19	23	18	16	29	22	19	24	18
Rush	4	4	7	4	6	4	4	4	3	5	6	11	7	6	5	5
Pass	16	10	10	15	14	7	11	13	18	12	9	16	14	8	17	13
Penalty	1	3	1	2	2	0	0	2	2	1	1	2	1	5	2	0
3rd Down Eff	5/16	4/13	9/14	3/10	5/14	3/14	5/11	2/7	6/12	5/15	1/11	7/14	6/12	7/15	8/17	3/12
Percent	31%	31%	64	30%	36%	21%	45%	29%	50%	33%	9%	50%	50%	47%	47%	25%
4th Down Eff	2/3	0/0	0/0	0/0	0/0	0/0	0/1	0/0	0/0	0/0	1/1	0/1	0/1	1/1	0/2	0/1
Percent	67%	-	-	-	-	-	0%	-	-	-	100%	0%	0%	100%	0%	0%
Total Net Yds	352	306	418	354	333	257	359	278	420	439	245	534	354	299	391	376
Plays	78	61	65	60	65	57	54	42	66	63	61	71	68	58	78	65
Avg	4.5	5.0	6.4	5.9	5.1	4.5	6.6	6.6	6.4	7.0	4.0	7.5	5.2	5.2	5.0	5.8
Net Yds Rush	112	67	127	66	72	52	74	33	96	152	127	240	136	72	78	87
Plays	32	24	31	26	27	19	17	12	26	30	22	29	26	30	27	25
Avg	3.5	2.8	4.1	2.5	2.7	2.7	4.4	2.8	3.7	5.1	5.8	8.3	5.2	2.4	2.9	3.5
Net Yds Pass	240	239	291	288	261	205	285	245	324	287	118	294	218	227	313	289
Sack/loss	3/18	2/15	2/17	2/21	1/9	1/20	1/11	4/37	3/24	1/0	6/33	3/21	3/22	2/2	6/37	2/11
Gross Yds	258	254	308	309	270	225	296	282	348	287	151	315	240	229	350	300
Att/Comp	43/27	35/22	32/22	32/23	37/25	37/24	36/23	26/20	37/25	32/19	33/17	39/28	39/22	26/19	45/29	38/23
Int	1	0	1	0	0	0	1	0	0	0	2	1	5	1	0	0
Avg	5.2	6.5	8.6	8.5	6.9	5.4	7.7	8.2	8.1	8.7	3.0	7.0	5.2	8.1	6.1	7.2
Punts/Avg	6/42.2	7/44.1	2/51.0	5/40.6	5/46.0	9/46.0	3/48.7	4/35.5	2/52.5	6/46.5	7/47.1	1/41.0	4/34.0	3/36.0	4/36.0	4/46.0
Blocked	0	0	0	0	0	0	0	1	0	0	0	0	0	0	0	0
Punt Ret/Yds	3/40	0/0	3/70	2/8	3/21	1/0	2/14	2/20	2/4	3/31	1/0	3/12	0/0	2/16	2/7	1/6
Kickoff Ret/Yds	0/0	1/20	2/19	2/29	5/109	2/51	4/115	3/65	1/32	1/7	1/15	1/46	5/136	2/48	3/84	2/32
Int Ret/Yds	0/0	0/0	1/9	3/6	1/5	0/0	0/0	1/31	1/2	2/5	1/0	1/14	0/0	0/0	0/0	0/0
Penalties/Yds	8/69	10/114	6/50	7/71	3/30	10/90	11/76	10/75	8/60	7/48	2/27	6/37	7/63	13/86	5/40	4/34
Fumbles/Lost	1/1	3/1	1/1	0/0	3/0	2/0	1/0	0/0	1/0	1/0	2/1	1/0	1/1	1/0	1/1	3/0
Touchdowns	1	0	4	3	3	0	2	4	3	3	0	4	1	3	4	2
Rush	0	0	2	0	3	0	1	2	0	1	0	3	0	0	0	1
Pass	1	0	2	3	0	0	0	2	3	2	0	1	1	3	4	1
Returns	0	0	0	0	0	0	0	0	0	0	0	0	0	0	0	0
Defense	0	0	0	0	0	0	1	0	0	0	0	0	0	0	0	1
Safeties	0	0	0	0	0	0	0	0	0	0	1	0	0	0	0	0
1 Pt PAT/Att	0/1	0/0	4/4	3/3	2/3	0/0	2/2	4/4	1/2	2/3	0/0	4/4	1/1	3/3	2/3	1/2
2 Pt PAT/Att	0/0	0/0	0/0	0/0	0/0	0/0	0/0	0/0	0/1	0/0	0/0	0/0	0/0	0/0	1/1	0/0
FG/Att	2/2	1/1	3/3	2/2	2/3	2/3	2/2	1/1	4/4	2/3	1/1	4/4	1/1	1/1	1/2	4/4
Time of Poss	34:32	30:03	35:57	30:45	30:09	28:39	23:48	19:43	30:25	28:54	26:21	34:01	31:50	32:31	33:42	29:34
Take/Give Ratio	0/2	0/1	1/2	3/0	2/0	0/0	1/1	1/0	2/0	2/0	2/3	2/1	0/6	0/1	1/1	2/0
Avg Drive Start	Sea22	Sea17	Sea35	Sea33	Sea37	Sea25	Sea27	Sea31	Sea28	Sea32	Sea21	Sea30	Sea26	Sea34	Sea35	Sea34

Opponent Game-by-Game

	9/11	9/18	9/25	10/2	10/16	10/23	10/30	11/7	11/13	11/20	11/27	12/4	12/11	12/15	12/24	1/1
	Mia	at LA	SF	at NYJ	Atl	at Ari	at NO	Buf	at NE	Phi	at TB	Car	at GB	LA	Ari	at SF
Points	10	9	18	17	24	6	25	25	24	15	14	7	38	3	34	23
1 Qtr	0	3	0	3	0	0	0	14	7	0	14	0	7	0	7	7
2 Qtr	3	3	3	7	3	3	13	3	7	7	0	7	14	3	7	7
3 Qtr	0	0	0	0	21	0	3	0	7	0	0	0	7	0	0	2
4 Qtr	7	3	15	7	0	0	9	8	3	8	0	0	10	0	20	7
OT	-	-	-	-	-	3	-	-	-	-	-	-	-	-	-	-
First Down	11	17	12	20	22	23	28	30	25	20	19	14	18	13	21	14
Rush	3	3	6	4	4	6	7	11	8	6	7	5	5	2	10	7
Pass	7	10	6	13	17	14	17	16	13	13	11	9	10	8	9	7
Penalty	1	4	0	3	1	3	4	3	4	1	1	0	3	3	2	0
3rd Down Eff	3/14	3/12	4/15	7/15	3/11	10/21	9/15	12/17	6/10	6/16	4/11	5/12	4/11	3/12	1/9	2/11
Percent	21%	25%	27%	47%	27%	48%	60%	71%	60%	38%	36%	42%	36%	25%	11%	18%
4th Down Eff	0/1	0/0	1/1	1/1	1/2	0/1	0/0	0/1	0/1	1/3	0/0	0/1	0/1	0/4	0/0	2/3
Percent	0%	-	100%	100%	50%	0%	-	0%	0%	33%	-	0%	0%	0%	-	67%
Total Net Yds	214	283	254	305	362	443	375	425	385	308	338	271	330	183	370	253
Plays	54	58	56	65	64	90	72	82	62	73	63	54	56	56	57	58
Avg	4.0	4.9	4.5	4.7	5.7	4.9	5.2	5.2	6.2	4.2	5.4	5.0	5.9	3.3	6.5	4.4
Net Yds Rush	64	64	135	58	52	132	123	162	81	113	118	89	93	47	94	62
Plays	20	25	31	20	18	37	35	38	28	26	35	21	30	17	29	31
Avg	3.2	2.6	4.4	2.9	2.9	3.6	3.5	4.3	2.9	4.3	3.4	4.2	3.1	2.8	3.2	2.0
Net Yds Pass	150	219	119	247	310	311	252	263	304	195	220	182	237	136	276	191
Sack/loss	5/36	3/20	0/0	4/14	4/25	4/31	2/13	5/26	2/12	2/23	0/0	0/0	1/9	4/31	1/8	5/24
Gross Yds	186	239	119	261	335	342	265	289	316	218	220	182	246	167	284	215
Att/Comp	29/16	30/18	25/14	41/23	42/27	49/29	35/27	39/27	32/23	45/23	28/21	33/14	25/18	35/18	27/16	22/17
Int	0	0	1	3	1	0	0	1	1	2	1	1	0	0	0	0
Avg	4.4	6.6	4.8	5.5	6.7	5.9	6.8	6.0	8.9	4.1	7.9	5.5	9.1	3.5	9.9	7.1
Punts/Avg	7/46.7	6/39.5	7/45.6	5/40.4	4/41.3	7/32.7	2/46.0	3/32.7	2/46.0	7/49.1	4/40.0	6/42.3	4/38.5	4/54.0	5/44.4	6/48.2
Blocked	0	0	0	0	0	1	0	0	0	0	0	0	0	0	0	0
Punt Ret/Yds	4/32	3/15	1/20	0/0	1/11	6/33	0/0	2/13	2/8	2/15	3/48	0/0	1/0	0/0	1/0	2/41
Kickoff Ret/Yds	3/84	0/0	1/26	1/27	2/46	0/0	2/23	1/13	2/49	0/0	2/42	4/89	2/36	5/98	2/27	5/94
Int Ret/Yds	1/9	0/0	1/4	0/0	0/0	0/0	1/0	0/0	0/0	0/0	2/48	1/7	5/77	1/8	0/0	0/0
Penalties/Yds	4/40	9/78	4/35	7/60	8/66	6/45	2/10	11/115	7/61	8/48	7/68	6/63	5/50	8/76	7/85	4/25
Fumbles/Lost	2/0	0/0	1/0	1/0	1/1	1/0	1/1	0/0	3/1	1/0	2/1	1/1	0/0	1/0	1/1	3/2
Touchdowns	1	0	2	2	3	0	2	3	3	2	2	1	5	0	4	3
Rush	1	0	2	0	0	0	1	2	3	0	0	0	2	0	3	2
Pass	0	0	0	1	3	0	1	1	0	2	2	1	3	0	1	1
Returns	0	0	0	1	0	0	0	0	0	0	0	0	0	0	0	0
Defense	0	0	0	0	0	0	0	0	0	0	0	0	0	0	0	0
Safeties	0	0	0	0	0	0	0	0	0	0	0	0	0	0	0	0
1 Pt PAT/Att	1/1	0/0	1/1	2/2	3/3	0/0	1/1	2/2	3/3	1/1	2/2	1/1	5/5	0/0	4/4	3/3
2 Pt PAT/Att	0/0	0/0	1/1	0/0	0/0	0/0	0/1	1/1	0/0	1/1	0/0	0/0	0/0	0/0	0/0	0/0
FG/Att	1/2	3/3	1/2	1/1	1/1	2/4	4/4	1/2	1/1	0/0	0/1	0/0	1/2	1/1	2/3	0/0
Time of Poss	25:28	29:57	24:03	29:15	29:51	46:21	36:12	40:17	29:35	31:06	33:39	25:59	28:10	27:29	26:18	30:26
Take/Give Ratio	2/0	1/0	2/1	0/3	0/2	0/0	1/1	0/1	0/2	0/2	3/1	1/2	6/0	1/0	1/1	0/2
Avg Drive Start	Mia32	LA24	SF34	NYJ20	Atl21	Ari28	NO27	Buf31	NE26	Phi23	TB33	Car30	GB40	LA21	Ari30	SF28

Drive Chart

Seahawks Drives Ended By...

Date	Teams	Drives	3/Out	TD	FG	FGA	Pnt	Dwn	Trn	Saf	Clk	Points	Pts/Drv	Eff
9/11	Seattle	12	3	1	2	2	6	1	2	0	0	12	1.0	0.250
	Miami	12	6	1	1	2	7	1	0	0	1	10	0.8	0.167
9/18	Seattle	10	2	0	1	1	7	0	1	0	1	3	0.3	0.100
	at L.A. Rams	10	3	0	3	3	6	0	0	0	1	9	0.9	0.300
9/25	Seattle	13	4	4	3	3	2	0	2	0	2	37	2.8	0.538
	San Francisco	12	6	2	1	2	7	0	1	0	0	18	1.5	0.250
10/2	Seattle	12	5	3	2	2	5	0	0	0	2	27	2.3	0.417
	at N.Y. Jets	11	2	2	1	1	5	0	3	0	0	17	1.5	0.273
10/16	Seattle	12	3	3	2	3	5	0	0	0	1	26	2.2	0.417
	Atlanta	12	4	3	1	1	4	1	2	0	1	24	2.0	0.333
10/23	Seattle	13	6	0	2	3	9	0	0	0	1	6	0.5	0.154
	at Arizona	14	3	0	2	4	7	1	0	0	2	6	0.4	0.143
10/30	Seattle	9	3	1	2	2	3	1	1	0	1	13	1.4	0.333
	at New Orleans	9	1	2	4	4	2	0	1	0	0	25	2.8	0.667
11/7	Seattle	10	3	4	1	1	4	0	0	0	1	31	3.1	0.500
	Buffalo	10	2	3	1	2	3	1	1	0	0	25	2.5	0.400
11/13	Seattle	10	2	3	4	4	2	0	0	0	1	31	3.1	0.700
	at New England	9	3	3	1	1	2	1	2	0	0	24	2.7	0.444
11/20	Seattle	14	6	3	2	3	6	0	0	0	2	26	1.9	0.357
	Philadelphia	13	4	2	0	0	7	2	2	0	0	15	1.2	0.154
11/27	Seattle	11	3	0	1	1	7	0	3	0	0	3	0.3	0.091
	at Tampa Bay	12	3	2	0	1	4	0	2	1	2	14	1.2	0.167
12/4	Seattle	11	2	4	4	4	1	1	1	0	0	40	3.6	0.727
	Carolina	11	2	1	0	0	6	1	2	0	1	7	0.6	0.091
12/11	Seattle	13	5	1	1	1	4	1	6	0	0	10	0.8	0.154
	at Green Bay	14	3	5	1	2	4	1	0	0	2	38	2.7	0.429
12/15	Seattle	10	4	3	1	1	3	0	1	0	2	24	2.4	0.400
	L.A. Rams	9	4	0	1	1	4	4	0	0	0	3	0.3	0.111
12/24	Seattle	13	5	4	1	2	4	2	1	0	0	31	2.4	0.385
	Arizona	14	6	4	2	3	5	0	1	0	1	34	2.4	0.429
1/1	Seattle	12	4	2	4	4	4	0	0	1	1	25	2.1	0.500
	at San Francisco	12	6	3	0	0	6	1	2	0	0	21	1.8	0.250
Totals	Seahawks	185	60	36	33	37	72	6	18	1	15	345	1.9	0.373
	Opponents	184	58	33	19	27	79	14	19	1	11	290	1.6	0.283

Drive Breakdown

Seahawks Longest Drives

Most Plays

Date	Opponent	# of Plays	Net Yards	Time	Result
09/18/16	at L.A. Rams	14	76	7:08	Field Goal
09/11/16	vs. Miami	14	75	3:37	Touchdown
09/25/16	vs. San Francisco	14	62	8:24	Touchdown
12/15/16	vs. L.A. Rams	13	93	6:47	Touchdown
10/30/16	at New Orleans	13	72	5:46	Field Goal

Most Net Yards

Date	Opponent	Net Yards	# of Plays	Time	Result
12/15/16	vs. L.A. Rams	93	13	6:47	Touchdown
11/20/16	vs. Philadelphia	92	10	5:53	Touchdown
12/04/16	vs. Carolina	92	9	3:55	Touchdown
10/02/16	at N.Y. Jets	92	7	3:32	Touchdown
01/01/17	at San Francisco	91	5	1:50	Touchdown

Longest Time of Possession

Date	Opponent	Time	Net Yards	# of Plays	Result
09/25/16	vs. San Francisco	8:24	62	14	Touchdown
12/11/16	at Green Bay	7:14	64	13	Field Goal
09/18/16	at L.A. Rams	7:08	76	14	Field Goal
12/15/16	vs. L.A. Rams	6:47	93	13	Touchdown
12/24/16	vs. Arizona	6:40	13	66	Touchdown

Opponents Longest Drives

Most Plays

Date	Team	# of Plays	Net Yards	Time	Result
11/07/16	vs. Buffalo	17	75	10:00	Touchdown
10/30/16	at New Orleans	15	83	7:00	Field Goal
10/23/16	at Arizona	15	53	8:24	Field Goal
01/01/17	at San Francisco	14	79	8:10	Touchdown
11/27/16	at Tampa Bay	14	78	7:26	Touchdown

Most Net Yards

Date	Team	Net Yards	# of Plays	Time	Result
10/16/16	vs. Atlanta	97	6	3:27	Touchdown
11/13/16	at New England	91	10	5:34	Touchdown
12/24/16	vs. Arizona	91	3	1:30	Touchdown
09/11/16	vs. Miami	86	7	3:01	Touchdown
10/30/16	at New Orleans	83	15	7:00	Field Goal

Longest Time of Possession

Date	Team	Time	Net Yards	# of Plays	Result
11/07/16	vs. Buffalo	10:00	75	17	Touchdown
10/02/16	at N.Y. Jets	8:33	62	14	Field Goal
10/23/16	at Arizona	8:24	53	15	Field Goal
01/01/17	at San Francisco	8:10	79	14	Touchdown
11/20/16	vs. Philadelphia	7:35	68	13	Touchdown

Inside 20

Date	Teams	Scores/ Trips	TD	FG/ Att	Points	Int	Fum	Downs	Clock
9/11	Seattle	2 / 2	1	1 / 1	9	0	0	0	0
	Miami	1 / 3	1	0 / 1	7	0	0	1	0
9/18	Seattle	1 / 1	0	1 / 1	3	0	0	0	0
	at L.A. Rams	1 / 1	0	1 / 1	3	0	0	0	0
9/25	Seattle	6 / 6	3	3 / 3	30	0	0	0	0
	San Francisco	3 / 3	2	1 / 1	18	0	0	0	0
10/2	Seattle	3 / 3	2	1 / 1	17	0	0	0	0
	at N.Y. Jets	2 / 2	1	1 / 1	10	0	0	0	0
10/16	Seattle	3 / 4	3	0 / 1	20	0	0	0	0
	Atlanta	2 / 2	1	1 / 1	10	0	0	0	0
10/23	Seattle	1 / 2	0	1 / 2	3	0	0	0	0
	at Arizona	0 / 2	0	0 / 1	0	0	0	1	0
10/30	Seattle	2 / 3	1	1 / 1	10	0	0	1	0
	at New Orleans	5 / 5	2	3 / 3	22	0	0	0	0
11/7	Seattle	4 / 4	4	0 / 0	28	0	0	0	0
	Buffalo	4 / 5	3	1 / 1	25	0	0	1	0
11/13	Seattle	7 / 7	3	4 / 4	31	0	0	0	0
	at New England	4 / 5	3	1 / 1	24	0	0	1	0
11/20	Seattle	3 / 3	1	2 / 2	13	0	0	0	0
	Philadelphia	2 / 2	2	0 / 0	15	0	0	0	0
11/27	Seattle	0 / 0	0	0 / 0	0	0	0	0	0
	at Tampa Bay	1 / 2	1	0 / 0	7	1	0	0	0
12/4	Seattle	6 / 6	2	4 / 4	26	0	0	0	0
	Carolina	0 / 1	0	0 / 0	0	0	0	1	0
12/11	Seattle	1 / 1	0	1 / 1	3	0	0	0	0
	at Green Bay	4 / 4	4	0 / 0	28	0	0	0	0
12/15	Seattle	2 / 3	2	0 / 0	14	1	0	0	0
	L.A. Rams	1 / 3	0	1 / 1	3	0	0	2	0
12/24	Seattle	3 / 5	2	1 / 2	16	0	0	1	0
	Arizona	3 / 3	3	0 / 0	21	0	0	0	0
1/1	Seattle	6 / 6	2	4 / 4	25	0	0	0	0
	at San Francisco	3 / 3	3	0 / 0	21	0	0	0	0
Totals	Seahawks	50 / 56	26	24 / 27	248	1	0	2	0
	Opponents	36 / 46	26	10 / 12	214	1	0	7	0

Third Down Efficiency

Date	Teams	Yards to go...										Total	Pct.
		1	2	3	4	5	6	7	8	9	10+		
9/11	Seattle	2 / 3	0 / 1	0 / 1	1 / 3	0 / 1	1 / 2	0 / 0	0 / 1	0 / 1	1 / 3	5 / 16	31%
	Miami	0 / 0	0 / 0	0 / 0	0 / 0	1 / 3	1 / 3	0 / 2	0 / 1	0 / 0	1 / 5	3 / 14	21%
9/18	Seattle	1 / 1	1 / 1	0 / 0	0 / 0	1 / 2	0 / 0	0 / 1	0 / 1	0 / 1	1 / 6	4 / 13	31%
	at L.A. Rams	1 / 1	1 / 1	0 / 1	0 / 0	0 / 1	0 / 1	0 / 2	1 / 1	0 / 0	0 / 4	3 / 12	25%
9/25	Seattle	3 / 4	0 / 1	0 / 0	0 / 1	0 / 1	2 / 2	0 / 0	0 / 0	0 / 0	4 / 5	9 / 14	64%
	San Francisco	0 / 0	1 / 1	1 / 2	0 / 5	1 / 1	1 / 2	0 / 1	0 / 1	0 / 0	0 / 2	4 / 15	27%
10/2	Seattle	1 / 1	1 / 1	0 / 1	0 / 1	0 / 1	0 / 0	0 / 0	0 / 0	0 / 0	1 / 5	3 / 10	30%
	at N.Y. Jets	2 / 3	1 / 1	0 / 0	0 / 0	0 / 1	1 / 1	1 / 1	1 / 2	0 / 0	1 / 6	7 / 15	47%
10/16	Seattle	1 / 2	2 / 3	1 / 3	0 / 0	0 / 0	1 / 1	0 / 1	0 / 0	0 / 0	0 / 4	5 / 14	36%
	Atlanta	1 / 2	0 / 0	0 / 0	0 / 0	0 / 2	1 / 1	0 / 0	0 / 0	1 / 1	0 / 5	3 / 11	27%
10/23	Seattle	0 / 1	0 / 0	2 / 3	1 / 3	0 / 0	0 / 1	0 / 0	0 / 0	0 / 0	0 / 6	3 / 14	21%
	at Arizona	2 / 2	2 / 3	1 / 1	2 / 3	0 / 2	0 / 0	1 / 4	0 / 0	0 / 0	2 / 6	10 / 21	48%
10/30	Seattle	1 / 1	1 / 2	0 / 0	1 / 1	0 / 0	1 / 2	0 / 0	1 / 1	0 / 0	0 / 4	5 / 11	45%
	at New Orleans	2 / 3	3 / 3	2 / 2	1 / 2	1 / 1	0 / 1	0 / 1	0 / 1	0 / 1	0 / 0	9 / 15	60%
11/7	Seattle	0 / 0	0 / 0	0 / 1	2 / 2	0 / 0	0 / 1	0 / 0	0 / 2	0 / 0	0 / 1	2 / 7	29%
	Buffalo	5 / 5	2 / 2	0 / 0	0 / 1	2 / 2	1 / 2	0 / 0	0 / 1	0 / 0	2 / 4	12 / 17	71%
11/13	Seattle	0 / 0	0 / 1	1 / 3	1 / 2	0 / 1	2 / 2	1 / 1	0 / 0	1 / 1	0 / 1	6 / 12	50%
	at New England	1 / 2	1 / 1	0 / 0	1 / 1	1 / 1	0 / 0	0 / 2	0 / 0	0 / 0	2 / 3	6 / 10	60%
11/20	Seattle	0 / 0	0 / 0	1 / 2	0 / 1	1 / 2	0 / 1	0 / 0	0 / 0	0 / 0	3 / 9	5 / 15	33%
	Philadelphia	2 / 3	0 / 2	1 / 1	1 / 1	1 / 1	0 / 1	1 / 1	0 / 0	0 / 1	0 / 5	6 / 16	38%
11/27	Seattle	0 / 1	0 / 0	0 / 0	0 / 1	0 / 2	0 / 1	0 / 1	0 / 0	0 / 1	1 / 4	1 / 11	9%
	at Tampa Bay	0 / 1	1 / 2	1 / 1	0 / 0	0 / 0	0 / 1	0 / 0	1 / 1	0 / 0	1 / 5	4 / 11	36%
12/4	Seattle	2 / 2	0 / 0	0 / 0	0 / 0	0 / 2	1 / 2	2 / 2	1 / 1	1 / 1	0 / 4	7 / 14	50%
	Carolina	1 / 1	0 / 0	0 / 0	0 / 0	1 / 1	0 / 0	0 / 1	0 / 0	0 / 1	3 / 8	5 / 12	42%
12/11	Seattle	2 / 3	3 / 3	0 / 0	0 / 0	0 / 0	0 / 1	0 / 2	0 / 1	1 / 1	0 / 1	6 / 12	50%
	at Green Bay	1 / 2	0 / 2	0 / 0	1 / 1	0 / 0	2 / 2	0 / 0	0 / 2	0 / 0	0 / 2	4 / 11	36%
12/15	Seattle	1 / 1	0 / 1	0 / 0	1 / 1	0 / 0	2 / 3	0 / 0	0 / 0	1 / 2	2 / 7	7 / 15	47%
	L.A. Rams	0 / 1	1 / 1	1 / 2	0 / 1	0 / 0	0 / 0	0 / 0	0 / 0	0 / 2	1 / 5	3 / 12	25%
12/24	Seattle	0 / 1	3 / 4	1 / 1	0 / 1	0 / 0	1 / 1	0 / 0	2 / 3	0 / 2	1 / 4	8 / 17	47%
	Arizona	1 / 1	0 / 0	0 / 0	0 / 1	0 / 0	0 / 0	0 / 1	0 / 1	0 / 0	0 / 5	1 / 9	11%
1/1	Seattle	1 / 1	0 / 1	0 / 0	0 / 0	1 / 2	0 / 0	0 / 1	1 / 2	0 / 1	0 / 4	3 / 12	25%
	at San Francisco	1 / 3	0 / 1	0 / 0	0 / 0	0 / 0	0 / 0	0 / 2	0 / 0	0 / 0	1 / 5	2 / 11	18%
Totals	Seahawks	15 / 22	11 / 19	6 / 15	7 / 17	3 / 14	11 / 20	3 / 9	5 / 12	4 / 11	14 / 68	79 / 207	38%
	Opponents	20 / 30	13 / 20	7 / 10	6 / 16	8 / 16	7 / 15	3 / 18	3 / 11	1 / 6	14 / 70	82 / 212	39%

Passer Ratings

Date	Teams	Attempts	Completions	Pct.	Yards	TD	INT	Rating
9/11	Seattle	43	27	63%	258	1	1	77.5
	Miami	29	16	55%	186	0	0	74.8
9/18	Seattle	35	22	63%	254	0	0	84.7
	at L.A. Rams	30	18	60%	239	0	0	85.3
9/25	Seattle	32	22	69%	308	2	1	107.3
	San Francisco	25	14	56%	119	0	1	51.9
10/2	Seattle	32	23	72%	309	3	0	133.5
	at N.Y. Jets	41	23	56%	261	1	3	53.0
10/16	Seattle	37	25	68%	270	0	0	88.8
	Atlanta	42	27	64%	335	3	1	102.8
10/23	Seattle	37	24	65%	225	0	0	81.5
	at Arizona	49	29	59%	342	0	0	80.5
10/30	Seattle	36	23	64%	296	0	1	78.0
	at New Orleans	35	27	77%	265	1	0	107.4
11/7	Seattle	26	20	77%	282	2	0	137.0
	Buffalo	39	27	69%	289	1	1	88.5
11/13	Seattle	37	25	68%	348	3	0	124.6
	at New England	32	23	72%	316	0	1	90.1
11/20	Seattle	32	19	59%	287	2	0	109.8
	Philadelphia	45	23	51%	218	2	2	61.2
11/27	Seattle	33	17	52%	151	0	2	38.8
	at Tampa Bay	28	21	75%	220	2	1	106.3
12/4	Seattle	39	28	72%	315	1	1	93.4
	Carolina	33	14	42%	182	1	1	57.9
12/11	Seattle	39	22	56%	240	1	5	43.7
	at Green Bay	25	18	72%	246	3	0	142.7
12/15	Seattle	26	19	73%	229	3	1	122.1
	L.A. Rams	35	18	51%	167	0	0	64.8
12/24	Seattle	45	29	64%	350	4	0	117.8
	Arizona	27	16	59%	284	1	0	107.6
1/1	Seattle	38	23	61%	300	1	0	94.2
	at San Francisco	22	17	77%	215	1	0	122.3
Totals	Seahawks	567	368	65%	4422	23	12	93.4
	Opponents	537	331	62%	3884	16	11	85.0

Superlatives

Overall	10 - 5 - 1	When Leading at Halftime	10 - 1 - 0
Home	7 - 1 - 0	When Trailing at Halftime	0 - 4 - 1
Road	3 - 4 - 1	When Leading After 3 Quarters	8 - 1 - 0
By Month		When Trailing After 3 Quarters	1 - 4 - 1
September	2 - 1 - 0	When Tied After 3 Quarters	0 - 0 - 0
October	2 - 1 - 1	When Scoring...	
November	3 - 1 - 0	First	7 - 1 - 0
December	2 - 2 - 0	Less than 20	1 - 3 - 1
January	1 - 0 - 0	20+	9 - 2 - 0
Turf		When Outrushing Opponents	8 - 3 - 0
Artificial	9 - 2 - 0	When + in Time of Possession	7 - 3 - 0
Natural	1 - 3 - 1	When - in Time of Possession	2 - 2 - 1
Indoors	0 - 1 - 1	When = in Time of Possession	0 - 0 - 0
Vs. AFC	4 - 0 - 0	When + in Takeaway/Giveaway	6 - 0 - 0
North	0 - 0 - 0	When - in Takeaway/Giveaway	4 - 3 - 0
West	0 - 0 - 0	When = in Takeaway/Giveaway	0 - 2 - 1
East	4 - 0 - 0	With a 100-Yard Rusher	2 - 0 - 0
South	0 - 0 - 0	With a 100-Yard Receiver	5 - 1 - 0
Vs. NFC	6 - 5 - 1	With a 300-Yard Passer	2 - 1 - 0
North	0 - 1 - 0	Versus a 100-Yard Rusher	1 - 1 - 1
West	3 - 2 - 1	Versus a 100-Yard Receiver	3 - 3 - 0
East	1 - 0 - 0	Versus a 300-Yard Passer	2 - 0 - 1
South	2 - 2 - 0		

Weekly Team Rankings

NFL

NFC

Week	OFFENSE			DEFENSE			Week	OFFENSE			DEFENSE		
	Total	Rush	Pass	Total	Rush	Pass		Total	Rush	Pass	Total	Rush	Pass
1	14	13	16	3	5T	3	1	7	6	8	2	3T	2
2	26	18	21	1	3	4	2	11	8	11	1	2	1
3	19	15	13	1	9	2	3	11	6	8	1	5	1
4	16	20T	11	2	6	4	4	10	9T	8	1	3	1
5	16	18	12	1	7	2	5	9	8	7	1	4	1
6	16	25	11	1	3	5	6	9	10	7	1	2	3
7	22	27	14	6	5	9	7	12	12	8	4	3	5
8	23	28	14	6	7	9	8	12	13	8	3	3	5
9	26	30	13	9	12	10	9	13	14	7	6	8	5
10	20	30	11	9	9	10	10	11	14	6	5	5	5
11	16	28	8	9	11	10	11	9	12	4	5	6	5
12	17	27	14	7	14T	10	12	10	12	8	3	8T	4
13	15	20	14	8	14	9T	13	8	11	7	4	8	4T
14	13	19	12	8	13	10	14	7	10	5	4	8	5
15	14	20	13	6	8	7	15	7	10	7	3	4	4
16	15	22T	12	7	8	8	16	8	11T	6	3	4	4
17	12	25	10	5	7	8	17	7	12	6	3	4	4

T = Tied for position

Italics = Bye week

Individual Highs

SCORING

(non kicker)

POINTS	Seahawks: 18 D. Baldwin at New England	11/13
	Opponents: 18 2 times (Last: D. Johnson vs. Ari)	12/24

LONGEST TD	Seahawks: 75 T. Lockett vs. Carolina	12/4
	Opponents: 80 J. Nelson vs. Arizona	12/24

RUSHING

ATTEMPTS	Seahawks: 21 T. Rawls vs. Los Angeles	12/15
	Opponents: 33 D. Johnson at Arizona	10/23

YARDS	Seahawks: 106 2 times (Last: T. Rawls vs. CAR)	12/4
	Opponents: 113 D. Johnson at Arizona	10/23

LONGEST, NO TD	Seahawks: 26 2 times (Last: A. Collins at SF)	1/1
	Opponents: 34 C. Hyde vs. San Francisco	9/25

TOUCHDOWNS	Seahawks: 2 3 times (Last: T. Rawls vs. CAR)	12/4
	Opponents: 3 2 times (Last: D. Johnson vs. Ari)	12/24

LONGEST TD	Seahawks: 75 T. Lockett vs. Carolina	12/4
	Opponents: 19 J. Janis at Green Bay	11/13

PASSING

ATTEMPTS	Seahawks: 45 R. Wilson vs. Arizona	12/24
	Opponents: 49 C. Palmer at Arizona	10/23

COMPLETIONS	Seahawks: 29 R. Wilson vs. Arizona	12/24
	Opponents: 29 C. Palmer at Arizona	10/23

YARDS	Seahawks: 350 R. Wilson vs. Arizona	12/24
	Opponents: 342 C. Palmer at Arizona	10/23

COMPLETION PCT.	Seahawks: 76.9 R. Wilson vs. Buffalo	11/7
	Opponents: 78.3 A. Rodgers at Green Bay	12/11

LONGEST, NO TD	Seahawks: 59 R. Wilson vs. San Francisco	9/25
	Opponents: 50 R. Tannehill vs. Miami	9/11

PASSER RATING	Seahawks: 137.0 R. Wilson vs. Buffalo	11/7
	Opponents: 150.8 A. Rodgers at Green Bay	12/11

TOUCHDOWNS	Seahawks: 4 R. Wilson vs. Arizona	12/24
	Opponents: 3 2 times (Last: A. Rodgers at GB)	12/11

LONGEST TD	Seahawks: 57 R. Wilson vs. Los Angeles	12/15
	Opponents: 80 C. Palmer vs. Arizona	12/24

INTERCEPTIONS	Seahawks: 5 R. Wilson at Green Bay	12/11
	Opponents: 3 R. Fitzpatrick at N.Y. Jets	10/2

RECEIVING

RECEPTIONS	Seahawks: 13 D. Baldwin vs. Arizona	12/24
	Opponents: 10 R. Woods vs. Buffalo	11/7

YARDS	Seahawks: 171 D. Baldwin vs. Arizona	12/24
	Opponents: 162 R. Woods vs. Buffalo	11/7

LONGEST, NO TD	Seahawks: 59 D. Baldwin vs. San Francisco	9/25
	Opponents: 50 A. Foster vs. Miami	9/11

TOUCHDOWNS	Seahawks: 3 D. Baldwin at New England	11/13
	Opponents: 2 2 times (Last: J. Nelson at GB)	12/11

LONGEST TD	Seahawks: 57 T. Lockett vs. Los Angeles	12/15
	Opponents: 80 J. Nelson vs. Arizona	12/24

INTERCEPTIONS

INTERCEPTIONS	Seahawks: 2 R. Sherman at N.Y. Jets	10/2
	Opponents: 2 D. Randall at Green Bay	12/11

YARDS	Seahawks: 31 R. Sherman vs. Buffalo	11/7
	Opponents: 47 D. Randall at Green Bay	12/11

LONGEST	Seahawks: 31 R. Sherman vs. Buffalo	11/7
	Opponents: 32 B. McDougald at Tampa Bay	11/27

TOUCHDOWNS	Seahawks: None	
	Opponents: None	

PUNT RETURNS

RETURNS	Seahawks: 3 5 times (Last: T. Lockett vs. CAR)	12/4
	Opponents: 5 B. Golden at Arizona	10/23

FAIR CATCHES	Seahawks: 4 2 times (Last: R. Sherman at SF)	1/1
	Opponents: 4 J. Ross at N.Y. Jets	10/2

YARDS	Seahawks: 70 T. Lockett vs. San Francisco	9/25
	Opponents: 33 R. Mostert at San Francisco	1/1

LONGEST	Seahawks: 62 T. Lockett vs. San Francisco	9/25
	Opponents: 33 R. Mostert at San Francisco	1/1

TOUCHDOWNS	Seahawks: None	
	Opponents: None	

KICKOFF RETURNS

RETURNS	Seahawks: 5 T. Lockett at Green Bay	12/11
	Opponents: 5 P. Cooper vs. Los Angeles	12/15

YARDS	Seahawks: 136 T. Lockett at Green Bay	12/11
	Opponents: 98 P. Cooper vs. Los Angeles	12/15

LONGEST	Seahawks: 46 T. Lockett vs. Carolina	12/4
	Opponents: 45 J. Grant vs. Miami	9/11

TOUCHDOWNS	Seahawks: None	
	Opponents: None	

Top Performances

Seattle:

100 Yards Rushing							
Player	Game	Date	Att.	Yds	Avg.	LG	TD
Christine Michael	vs. SF	9/25	20	106	5.3	41t	2
Thomas Rawls	vs. Car	12/4	15	106	7.1	45t	2
300 Yards Passing							
Player	Game	Date	Att.	Comp.	Yds.	TD	Int
Russell Wilson	vs. Ari	12/24	45	29	350	4	0
Russell Wilson	at NE	11/13	37	25	348	3	0
Russell Wilson	at NYJ	10/2	32	23	309	3	0
100 Yards Receiving							
Player	Game	Date	No.	Yds.	LG	TD	
Doug Baldwin	vs. Ari	12/24	13	171	42t	1	
Doug Baldwin	vs. SF	9/25	8	164	59	1	
Tyler Lockett	vs. L.A.	12/15	7	130	57t	1	
Jimmy Graham	at NYJ	10/2	6	113	27	0	
Doug Baldwin	vs. Phi	11/20	4	104	44	0	
Jimmy Graham	vs. Buf	11/7	8	103	18t	2	
Jimmy Graham	vs. SF	9/25	6	100	40	1	
Multi-Sack Games							
Player	Game	Date	No.				
Cliff Avril	at ARI	10/23	2.5				
Frank Clark	at L.A.	9/18	2.0				
Cliff Avril	vs. ATL	10/16	2.0				
Bobby Wagner	at SF	1/1	2.0				
Frank Clark	at ARI	10/23	1.5				
Cliff Avril	vs. Buf	11/7	1.5				
Cliff Avril	vs. L.A.	12/15	1.5				
Frank Clark	vs. L.A.	12/15	1.5				

Opponents:

100 Yards Rushing							
Player	Game	Date	Att.	Yds	Avg.	LG	TD
David Johnson	at ARI	10/23	33	113	3.4	14	0
Carlos Hyde	vs. SF	9/25	21	103	4.9	34	2
Tim Hightower	at NO	10/30	26	102	3.9	28	0
300 Yards Passing							
Player	Game	Date	Att.	Comp.	Yds.	TD	Int
Carson Palmer	at ARI	10/23	49	29	342	0	0
Matt Ryan	vs. ATL	10/16	42	27	335	3	1
Tom Brady	at NE	11/13	32	23	316	0	1
100 Yards Receiving							
Player	Game	Date	No.	Yds.	LG	TD	
Robert Woods	vs. Buf	11/7	10	162	29	0	
Julio Jones	vs. ATL	10/16	7	139	36t	1	
J.J. Nelson	vs. Ari	12/24	3	132	80t	1	
Mike Evans	at TB	11/27	8	104	26	2	
Davante Adams	at GB	12/11	4	104	66t	1	
Martellus Bennett	at NE	11/13	7	102	36	0	
Multi-Sack Games							
Player	Game	Date	No.				
Trey Flowers	at NE	11/13	2.0				
Markus Golden	vs. Ari	12/24	2.0				
Gerald McCoy	at TB	11/27	1.5				
Noah Spence	at TB	11/27	1.5				
Chandler Jones	vs. Ari	12/24	1.5				

Offensive Starters

Date	Game	WR	LT	LG	C	RG	RT	TE	WR	QB	RB	FB	K
9/11	Miami	Baldwin	Sowell	Glowinski	Britt	Webb	Gilliam	Willson	Kearse	Wilson	Michael	Lockett (WR)	Hauschka
9/18	at L.A. Rams	Lockett	Sowell	Glowinski	Britt	Webb	Gilliam	Graham	Willson (TE)	Wilson	Rawls	Williams (TE)	Hauschka
9/25	San Francisco	Baldwin	Sowell	Glowinski	Britt	Webb	Gilliam	Graham	Kearse	Wilson	Michael	Willson (TE)	Hauschka
10/2	at N.Y. Jets	Baldwin	Sowell	Glowinski	Britt	Ifedi	Gilliam	Graham	Kearse	Wilson	Michael	Willson	Hauschka
10/16	Atlanta	Baldwin	Sowell	Glowinski	Britt	Ifedi	Gilliam	Graham	Kearse	Wilson	Michael	Lockett (WR)	Hauschka
10/23	at Arizona	Baldwin	Sowell	Glowinski	Britt	Ifedi	Gilliam	Graham	Kearse	Wilson	Michael	Lockett (WR)	Hauschka
10/30	at New Orleans	Baldwin	Fant	Glowinski	Britt	Ifedi	Gilliam	Graham	Kearse	Wilson	Michael	Lockett (WR)	Hauschka
11/7	Buffalo	Baldwin	Fant	Glowinski	Britt	Ifedi	Gilliam	Graham	Kearse	Wilson	Michael	Lockett (WR)	Hauschka
11/13	at New England	Baldwin	Fant	Glowinski	Britt	Ifedi	Gilliam	Graham	Kearse	Wilson	Prosisie	Vannett (TE)	Hauschka
11/20	Philadelphia	Baldwin	Fant	Glowinski	Britt	Ifedi	Gilliam	Graham	Kearse	Wilson	Prosisie	Willson (TE)	Hauschka
11/27	at Tampa Bay	Baldwin	Fant	Glowinski	Hunt	Ifedi	Gilliam	Graham	Kearse	Wilson	Rawls	Tukuafu	Hauschka
12/4	Carolina	Baldwin	Fant	Glowinski	Britt	Ifedi	Sowell	Graham	Kearse	Wilson	Rawls	Vannett (TE)	Hauschka
12/11	at Green Bay	Baldwin	Fant	Glowinski	Britt	Ifedi	Sowell	Graham	Kearse	Wilson	Rawls	Lockett (WR)	Hauschka
12/15	L.A. Rams	Baldwin	Fant	Glowinski	Britt	Ifedi	Sowell	Graham	Kearse	Wilson	Rawls	Lockett (WR)	Hauschka
12/24	Arizona	Baldwin	Fant	Glowinski	Britt	Ifedi	Gilliam	Graham	Kearse	Wilson	Rawls	Lockett (WR)	Hauschka
1/1	at San Francisco	Baldwin	Fant	Glowinski	Britt	Ifedi	Gilliam	Graham	Kearse	Wilson	Rawls	Willson (TE)	Hauschka

Defensive Starters

Date	Game	LDE	LDT	RDT	RDE	OLB	MLB	OLB	LCB	RCB	SS	FS	P
9/11	Miami	Bennett	Rubin	Reed	Avril	Lane (CB)	Wagner	Wright	Sherman	Shead	Chancellor	Thomas	Ryan
9/18	at L.A. Rams	Bennett	Rubin	Reed	Avril	Morgan	Wagner	Wright	Sherman	Shead	Chancellor	Thomas	Ryan
9/25	San Francisco	Bennett	Rubin	Reed	Avril	Lane (CB)	Wagner	Wright	Sherman	Shead	Chancellor	Thomas	Ryan
10/2	at N.Y. Jets	Bennett	Rubin	McDaniel	Avril	Lane (CB)	Wagner	Wright	Sherman	Shead	Chancellor	Thomas	Ryan
10/16	Atlanta	Bennett	Rubin	McDaniel	Avril	Lane (CB)	Wagner	Wright	Sherman	Shead	McCray	Thomas	Ryan
10/23	at Arizona	Bennett	Rubin	McDaniel	Avril	Marsh	Wagner	Wright	Sherman	Shead	McCray	Thomas	Ryan
10/30	at New Orleans	Clark	Rubin	McDaniel	Avril	Coyle	Wagner	Wright	Sherman	Shead	McCray	Thomas	Ryan
11/7	Buffalo	Clark	Rubin	McDaniel	Avril	Coyle	Wagner	Wright	Sherman	Shead	McCray	Thomas	Ryan
11/13	at New England	Clark	Rubin	McDaniel	Avril	Lane (CB)	Wagner	Wright	Sherman	Shead	Chancellor	Thomas	Ryan
11/20	Philadelphia	Clark	Rubin	McDaniel	Avril	Coyle	Wagner	Wright	Sherman	Shead	Chancellor	Thomas	Ryan
11/27	at Tampa Bay	Clark	Rubin	McDaniel	Avril	Tripp	Wagner	Wright	Sherman	Lane	Chancellor	Terrell	Ryan
12/4	Carolina	Clark	Rubin	McDaniel	Avril	Morgan	Wagner	Wright	Sherman	Shead	Chancellor	Thomas	Ryan
12/11	at Green Bay	Bennett	Rubin	McDaniel	Avril	Lane (CB)	Wagner	Wright	Sherman	Shead	Chancellor	Terrell	Ryan
12/15	L.A. Rams	Bennett	Rubin	Reed	Avril	Lane (CB)	Wagner	Wright	Sherman	Shead	Chancellor	Terrell	Ryan
12/24	Arizona	Bennett	Rubin	Reed	Avril	Lane (CB)	Wagner	Wright	Sherman	Shead	Chancellor	Terrell	Ryan
1/1	at San Francisco	Bennett	Rubin	Reed	Avril	Morgan	Wagner	Wright	Sherman	Shead	Chancellor	Terrell	Ryan

Miscellaneous Statistics

DRIVE ENGINEERING

QB	Drives		Drives Ended By...								POINTS	POINTS	DRIVE
	Started	TD	FG	FGA	Punt	Down	Trn	Saf	Gm	Hlf	Yld	Drive	Eff
R. Wilson	178	35	31	35	72	6	16	1	6	7	332	1.9	0.371
T. Boykin	7	1	2	2	0	0	2	0	2	0	13	1.9	0.429
SEATTLE	185	36	33	37	72	6	18	1	8	7	345	1.9	0.373
OPPONENTS	184	33	19	27	79	14	19	1	6	5	290	1.6	0.283

YARDS GAINED BY DOWN

TEAM	1st Down			2nd Down			3rd Down			4th Down			Season		
	Att	Yds	Avg	Att	Yds	Avg	Att	Yds	Avg	Att	Yds	Avg	Att	Yds	Avg
SEATTLE	454	2601	5.7	340	1856	5.5	207	1202	5.8	11	56	5.1	1012	5715	5.6
OPPONENTS	452	2332	5.2	335	1667	5.0	213	1079	5.1	20	21	1.1	1020	5099	5.0

FIRST DOWN TENDENCIES

TEAM	Rushing			Passing			Overall			Times Gained...			
	Plays	Yds	Avg	Plays	Yds	Avg	Plays	Yds	Avg	10+	5+	0	Neg
SEATTLE	216	902	4.2	238	1699	7.1	454	2601	5.7	200	208	235	99
OPPONENTS	238	832	3.5	214	1500	7.0	452	2332	5.2	178	186	237	101

THIRD DOWN EFFICIENCY

TEAM	3rd Down Situation											TOTAL	PCT
	1	2	3	4	5	6	7	8	9	10+			
SEATTLE	15 / 22	11 / 19	6 / 15	7 / 17	3 / 14	11 / 20	3 / 9	5 / 12	4 / 11	14 / 68	79 / 207	38.2%	
OPPONENTS	20 / 30	13 / 20	7 / 10	6 / 16	8 / 16	7 / 15	3 / 18	3 / 11	1 / 6	14 / 70	82 / 212	38.7%	

INSIDE THE 20

	NO	TD	FG	FGA	Int	Fmb	Down	Game	Half	Points
SEATTLE	56	26	24	27	1	0	2	0	0	248
OPPONENTS	46	26	10	12	1	0	7	0	0	214

GOAL-TO-GO

	NO	TD	FG	FGA	Int	Fmb	Down	Game	Half	Points
SEATTLE	29	17	9	11	0	0	1	0	0	141
OPPONENTS	29	21	5	7	0	0	1	0	0	163

TAKEAWAYS / GIVEAWAYS

	NO	Resulting in...	TD	FG	FGA	Saf	Int	Fmb	Punt	Down	Gm	Half	Points
TAKEAWAYS	19		6	6	6	0	2	1	2	0	1	1	59
	NO	Resulting in...	TD	FG	FGA	Saf	Int	Fmb	Punt	Down	Gm	Half	Points
GIVEAWAYS	18		7	2	3	0	1	0	1	1	3	2	56

KICKOFF ANALYSIS

	Total	Return	Touchback	Squib	Onside	Out-of-Bounds	FC	Avg Opp Start
S. Hauschka	85	31	54	1	1	0	0	24.8
J. Ryan	1	1	0	0	0	0	0	27.0
TOTAL	86	32	54	1	1	0	0	24.8
OPPONENTS	68	35	29	1	2	1	0	26.1

Takeaways/Giveaways

Date	Opponent	Takeaways		Giveaways		+/-
		Fumbles	Interceptions	Fumbles	Interceptions	
9/11	Miami	0	0	1	1	- 2
9/18	at L.A. Rams	0	0	1	0	- 1
9/25	San Francisco	0	1	1	1	- 1
10/2	at N.Y. Jets	0	3	0	0	3
10/16	Atlanta	1	1	0	0	2
10/23	at Arizona	0	0	0	0	0
10/30	at New Orleans	1	0	0	1	0
11/7	Buffalo	0	1	0	0	1
11/13	at New England	1	1	0	0	2
11/20	Philadelphia	0	2	0	0	2
11/27	at Tampa Bay	1	1	1	2	- 1
12/4	Carolina	1	1	0	1	1
12/11	at Green Bay	0	0	1	5	- 6
12/15	L.A. Rams	0	0	0	1	- 1
12/24	Arizona	1	0	1	0	0
1/1	at San Francisco	2	0	0	0	2
Totals		8	11	6	12	1

Longest Plays

Passes 20+ Yards <i>(Top 5 in bold)</i>		TOP 5	Runs 10+ Yards <i>(Top 5 in bold)</i>	
9/11 Miami		Passes	9/11 Miami	
Russell Wilson to Jermaine Kearse	24	59	Christine Michael	12
Russell Wilson to Doug Baldwin	22	57t	Christine Michael	11
		53		
9/18 at Los Angeles		50	9/18 at Los Angeles	
Russell Wilson to Tyler Lockett	53	44	Christine Michael	16
Russell Wilson to Tyler Lockett	35		Christine Michael	12
			Christine Michael	11
9/25 San Francisco		Runs	Christine Michael	10
Russell Wilson to Doug Baldwin	59	75t	9/25 San Francisco	
Russell Wilson to Jimmy Graham	40	72t	Christine Michael	41t
Russell Wilson to Doug Baldwin	34	45t	Christine Michael	12
Trevone Boykin to Doug Baldwin	23	41t		
		26	10/2 at New York Jets	
10/2 at New York Jets		26	Russell Wilson to Tanner McEvoy	42t
Russell Wilson to Tanner McEvoy	42t		Russell Wilson to Doug Baldwin	38
Russell Wilson to Doug Baldwin	38		Russell Wilson to Jimmy Graham	27
Russell Wilson to Jimmy Graham	27		Russell Wilson to Paul Richardson	27
Russell Wilson to Paul Richardson	27		Russell Wilson to Jimmy Graham	24
Russell Wilson to Jimmy Graham	24		Russell Wilson to Jimmy Graham	20
Russell Wilson to Jimmy Graham	20			
			10/16 Atlanta	
10/16 Atlanta			Russell Wilson to Jimmy Graham	25
Russell Wilson to Jimmy Graham	25		Russell Wilson to C.J. Spiller	24
Russell Wilson to C.J. Spiller	24			
			10/23 at Arizona	
10/23 at Arizona			Russell Wilson to Jermaine Kearse	31
Russell Wilson to Jermaine Kearse	31		Russell Wilson to Doug Baldwin	27
Russell Wilson to Doug Baldwin	27			
			10/30 at New Orleans	
10/30 at New Orleans			Tanner McEvoy to C.J. Prosise	43
Tanner McEvoy to C.J. Prosise	43		Russell Wilson to Doug Baldwin	27
Russell Wilson to Doug Baldwin	27		Russell Wilson to Paul Richardson	23
Russell Wilson to Paul Richardson	23		Russell Wilson to Jermaine Kearse	23
Russell Wilson to Jermaine Kearse	23			
			11/7 Buffalo	
11/7 Buffalo			Russell Wilson to Doug Baldwin	50
Russell Wilson to Doug Baldwin	50		Russell Wilson to Jermaine Kearse	20
Russell Wilson to Jermaine Kearse	20			
			11/13 at New England	
11/13 at New England			Russell Wilson to Paul Richardson	39
Russell Wilson to Paul Richardson	39		Russell Wilson to C.J. Prosise	38
Russell Wilson to C.J. Prosise	38		Russell Wilson to Tyler Lockett	36
Russell Wilson to Tyler Lockett	36		Russell Wilson to Tyler Lockett	24
Russell Wilson to Tyler Lockett	24		Russell Wilson to Jermaine Kearse	20
Russell Wilson to Jermaine Kearse	20			
			11/20 Philadelphia	
11/20 Philadelphia			Russell Wilson to Doug Baldwin	44
Russell Wilson to Doug Baldwin	44		Russell Wilson to Jimmy Graham	35t
Russell Wilson to Jimmy Graham	35t		Russell Wilson to Doug Baldwin	34
Russell Wilson to Doug Baldwin	34		Russell Wilson to Tyler Lockett	30
Russell Wilson to Tyler Lockett	30		Russell Wilson to Thomas Rawls	20
Russell Wilson to Thomas Rawls	20			
			12/4 Carolina	
			Tyler Lockett	75t
			Thomas Rawls	45t
			Russell Wilson	18
			Troymaine Pope	18
			Thomas Rawls	13
			Thomas Rawls	12
			Thomas Rawls	12

Passes 20+ continued...

11/27 at Tampa Bay	
Russell Wilson to Jimmy Graham	21
12/4 Carolina	
Russell Wilson to Tyler Lockett	40
Trevone Boykin to Jermaine Kearse	31
Russell Wilson to Doug Baldwin	29
Russell Wilson to Nick Vannett	21
Russell Wilson to Doug Baldwin	20
12/11 at Green Bay	
Russell Wilson to Marcel Reece	31
Russell Wilson to Tanner McEvoy	21t
12/15 Los Angeles	
Russell Wilson to Tyler Lockett	57t
Russell Wilson to Jimmy Graham	31
Russell Wilson to Tyler Lockett	29
12/24 Arizona	
Russell Wilson to Doug Baldwin	42t
Russell Wilson to Jimmy Graham	37t
Russell Wilson to Doug Baldwin	31
Russell Wilson to Doug Baldwin	31
Russell Wilson to Tyler Lockett	28
1/1 at San Francisco	
Russell Wilson to Jimmy Graham	42
Russell Wilson to Doug Baldwin	41
Russell Wilson to Jermaine Kearse	36
Russell Wilson to Brandon Williams	20

Runs 10+ continued...

12/11 at Green Bay	
Thomas Rawls	15
Thomas Rawls	13
Tyler Lockett	13
Thomas Rawls	10
12/15 Los Angeles	
Jon Ryan	26
Thomas Rawls	12
12/24 Arizona	
Russell Wilson	15
Alex Collins	13
1/1 at San Francisco	
Alex Collins	26
Alex Collins	17
Trevone Boykin	11



56

CLIFF AVRIL

DEFENSIVE END

Height 6-3
 Weight 260
 College Purdue
 Seasons NFL 9th, Seahawks 4th
 Born April 8, 1986
 Hometown Green Cove Springs, Fla.

AVRIL'S NFL RECORD

Club	G/S	Tackles			Sacks		Interceptions								
		Tkl	So	Ast	QB	Yds	No	Yds	Avg	LG	TD	PD	FF	FR	Yds
2008 Detroit	15/4	22	17	5	5.0	30.0	0	0	0.0	0	0	0	4	1	10
2009 Detroit	13/11	40	26	14	5.5	37.5	0	0	0.0	0	0	3	3	0	0
2010 Detroit	13/13	31	22	9	8.5	61.0	0	0	0.0	0	0	5	1	1	10
2011 Detroit	16/16	36	29	7	11.0	92.0	1	4	4.0	4t	1	4	6	3	24
2012 Detroit	16/16	34	27	7	9.5	67.0	0	0	0.0	0	0	1	2	0	0
2013 Seattle	15/2	20	14	6	8.0	43.5	0	0	0.0	0	0	4	5	1	0
2014 Seattle	16/16	23	16	7	5.0	28.5	0	0	0.0	0	0	1	1	1	0
2015 Seattle	16/16	47	31	16	9.0	64.0	0	0	0.0	0	0	7	2	0	0
2016 Seattle	16/16	39	20	19	11.5	83.5	0	0	0.0	0	0	3	5	0	0
NFL TOTALS	136/110	292	202	90	73.0	510.0	1	4	4.0	4t	1	28	29	7	44

POSTSEASON

Club	G/S	Tackles			Sacks		Interceptions								
		Tkl	So	Ast	QB	Yds	No	Yds	Avg	LG	TD	PD	FF	FR	Yds
2011 Detroit	1/1	2	1	1	0.5	3.0	0	0	0.0	0	0	0	0	0	0
2013 Seattle	3/1	5	4	1	1.5	10.0	0	0	0.0	0	0	3	2	0	0
2014 Seattle	3/3	7	5	2	2.0	15.0	0	0	0.0	0	0	0	0	0	0
2015 Seattle	2/2	8	7	1	1.0	6.0	0	0	0.0	0	0	0	0	0	0
2016 Seattle	1/1	3	3	0	2.0	16.0	0	0	0.0	0	0	0	0	0	0
NFL TOTALS	10/8	25	20	5	7.0	50.0	0	0	0.0	0	0	3	2	0	0

AVRIL'S SINGLE-GAME HIGHS

Tackles: 8, vs. Minnesota (12/12/11) **FF:** 2, at Denver (10/30/11)
Sacks: 3.0, vs. Chicago (12/5/10) **FR:** 1, 7 Times, Last at Carolina (10/26/14)
INT: 1, vs. San Diego (12/24/11) **FR TD:** 1, at Denver (10/30/11)
INT TD: 1, vs. San Diego (12/24/11)

ADDITIONAL STATS

Special Teams Tackles: 2008 (1), 2009 (1), 2010 (1); **Career:** (3).

AVRIL'S 2016 SEASON

Earned NFL Defensive Player of the Month for October. **at NYJ (10/2):** Registered a sack and FF late in the fourth quarter. Unfortunately, the fumble was recovered by the Jets and advanced 42 yards for a TD. **Atl (10/16):** Recorded 2.0 sacks, including a forced fumble at the Falcons' 9-yard line that led to a Seahawks TD on the very next play. Had two of the Seahawks 13 total QB hits. **at Ariz (10/23):** Posted 2.5 sacks, six QB hits (matching his season total) and two passes defended. **at NO (10/30):** Had a sack in fourth-straight game and forced a Mark Ingram fumble that Earl Thomas recovered and returned 34 yards for a TD. **Buf (11/7):** Had third multi-sack performance in last four games. **LA (12/15):** Set single-season career high with 11.5 sacks after totaling 1.5. His fourth multi-sack game of the season. Also had a forced fumble. **Det (1/7):** Led team with 2.0 sacks.

AVRIL'S 2016 GAME-BY-GAME

Game	G/S	T	S	A	QB	Yds.	QH	Int.	Yds.	PD	FF	FR	Yds.
Miami (9/11)	1/1	2	2	0	1.0	8.0	2	0	0	0	0	0	0
at L.A. (9/18)	1/1	1	0	1	0.0	0.0	0	0	0	0	0	0	0
SF (9/25)	1/1	3	0	3	0.0	0.0	0	0	0	0	0	0	0
at NYJ (10/2)	1/1	4	2	2	1.0	0.0	2	0	0	0	1	0	0
Atl (10/16)	1/1	4	2	2	2.0	12.0	2	0	0	0	1	0	0
at Ariz (10/23)	1/1	4	3	1	2.5	20.5	6	0	0	2	0	0	0
at NO (10/30)	1/1	4	3	1	1.0	8.0	1	0	0	1	1	0	0
Buf (11/7)	1/1	3	1	2	1.5	10.5	3	0	0	0	0	0	0
at NE (11/13)	1/1	1	0	1	0.0	0.0	0	0	0	0	0	0	0
Phil (11/20)	1/1	2	2	0	1.0	14.0	4	0	0	0	1	0	0
at TB (11/27)	1/1	3	2	1	0.0	0.0	2	0	0	0	0	0	0
Car (12/4)	1/1	1	0	1	0.0	0.0	0	0	0	0	0	0	0
at GB (12/11)	1/1	2	1	1	0.0	0.0	2	0	0	0	0	0	0
L.A. (12/15)	1/1	4	2	2	1.5	10.5	1	0	0	0	1	0	0
Ariz (12/24)	1/1	1	0	1	0.0	0.0	0	0	0	0	0	0	0
at SF (1/1/17)	1/1	0	0	0	0.0	0.0	1	0	0	0	0	0	0
Totals	16/16	39	20	19	11.5	83.5	26	0	0	3	5	0	0
Det (1/7)	1/1	3	3	0	2.0	16.0	2	0	0	0	0	0	0
Totals	1/1	3	3	0	2.0	16.0	2	0	0	0	0	0	0



89

DOUG BALDWIN

WIDE RECEIVER

Height 5-10
Weight 192
College Stanford
Seasons NFL 6th, Seahawks 6th
Born September 21, 1988
Hometown Gulf Breeze, Fla.

BALDWIN'S NFL RECORD

	Club	G/S	Receiving				TD	Att	Rushing				TD
			No	Yds	Avg	LG			Yds	Avg	LG		
2011	Seattle	16/1	51	788	15.5	55t	4	1	-2	-2.0	-2	0	
2012	Seattle	14/4	29	366	12.6	50	3	0	0	0.0	0	0	
2013	Seattle	16/9	50	778	15.6	52	5	2	6	3.0	0	0	
2014	Seattle	16/16	66	825	12.5	49	3	1	8	8.0	8	0	
2015	Seattle	16/16	78	1,069	13.7	80t	14	0	0	0.0	0	0	
2016	Seattle	16/15	94	1,128	12.0	59	7	3	2	0.7	4	0	
NFL TOTALS		94/61	368	4,954	13.5	80t	36	7	14	2.0	8	0	
POSTSEASON													
	Club	G/S	Receiving				TD	Att	Rushing				TD
			No	Yds	Avg	LG			Yds	Avg	LG		
2012	Seattle	2/0	3	45	15.0	33	0	0	0	0.0	0	0	
2013	Seattle	3/2	13	202	15.5	51	1	0	0	0.0	0	0	
2014	Seattle	3/3	10	147	14.7	35	2	1	0	0.0	0	0	
2015	Seattle	2/2	13	124	9.5	22	1	0	0	0.0	0	0	
2016	Seattle	1/1	11	104	9.5	42	1	1	6	6.0	6	0	
NFL TOTALS		11/8	50	622	12.4	51	5	2	6	3.0	6	0	

BALDWIN'S 2016 SEASON

Mia (9/11): Led Seattle with 92 yards on a career-best nine receptions, including the go-ahead TD with :31 remaining. TD was a 2-yard pass from Russell Wilson. **SF (9/25):** Led team with a career-high 164 receiving yards and also led team with eight receptions. Had a 16-yard TD reception from Trevone Boykin. **at Ariz (10/23):** Led team with six receptions and 69 yards, including two for 33 yards in overtime. **at NE (11/13):** Totaled three TD receptions for the third time of career hauling in six receptions for 59 yards. **Phi (11/20):** Totaled 104 receiving yards and also completed first-career pass attempt for a 15-yard TD to Russell Wilson on an end-around pass. **LA (12/15):** Set a single-season career high with 79 receptions after totaling five versus the Rams. **Ariz (12/24):** Set career highs with 13 receptions and 171 yards and moved into fourth place on Seattle's all-time receiving TD list. Reception total was most since Bobby Engram (14) in 2007 (11/4 at Cleveland). **at SF (1/1):** Had two receptions and tied Bobby Engram's franchise record for most receptions in a single season with 94. **Det (1/7):** Became Seahawks all-time leader in postseason receptions after totaling 11 - second most in a single in Seattle postseason history. Totaled 104 receiving yards, third time posting 100 or more yards in a postseason game.

2016	Opponent	No	Yds	Avg	LG	TD
9/11	Miami	9	92	10.2	22	1
9/18	at L.A. Rams	3	20	6.7	8	0
9/25	San Francisco	8	164	20.5	59	1
10/2	at N.Y. Jets	4	54	13.5	38	0
10/16	Atlanta	4	31	7.8	11	0
10/23	at Arizona	6	69	11.5	27	0
10/30	at New Orleans	4	51	12.8	27	0
11/7	Buffalo	6	89	14.8	50	0
11/13	at New England	6	59	9.8	18t	3
11/20	Philadelphia	4	104	26.0	44	0
11/27	at Tampa Bay	7	34	4.9	12	0
12/4	Carolina	7	65	9.3	29	0
12/11	at Green Bay	6	46	7.7	10	0
12/15	L.A. Rams	5	35	7.0	17	1
12/24	Arizona	13	171	13.2	42t	1
1/1/17	at San Francisco	2	44	22.0	41	0
TOTALS (16/15)		94	1,128	12.0	59	7
1/7	Detroit	11	104	9.5	42	1
TOTALS (1/1)		11	104	9.5	42	1

BALDWIN'S SINGLE-GAME HIGHS

Most Receptions: 13, vs. Arizona (12/24/16) **Most Receiving Yards:** 171, vs. Arizona (12/24/16)
Longest Reception: 80t, vs. Pittsburgh (11/29/15) **Most TDs:** 3, 3Times, Last at New England (11/13/16)

ADDITIONAL STATS

Passing: 2016 (1-1, 15 yard TD).

Special Teams: **2011:** Blocked punt (1 vs. St. Louis 12/12/11); Kickoff returns (1 for 37 yards vs. St. Louis 12/12/11). **2012:** Tackles 1. Kickoff returns (1 for 3 yards at Carolina 10/7/12). **2013:** Kickoff returns (2 for 57 yards - long 37 - vs. Arizona 12/22/13). **2014:** Kickoff returns (5 for 81 yards - 16.2 avg. - 24 long); Punt returns (6 for 42 yards - 7.0 avg. - 38 long); Blocked punt (1 vs. Dallas 10/12/14).

Postseason Special Teams: **2014:** Tackles 1. Kickoff returns (3 for 58 yards - 19.3 avg. - 28 long).

BALDWIN'S GAME-BY-GAME RECEIVING

2011	Opponent	No	Yds	Avg	LG	TD	2012	Opponent	No	Yds	Avg	LG	TD
9/11	at San Francisco	4	83	20.8	55t	1	9/9	at Arizona	2	5	2.5	4	0
9/18	at Pittsburgh	1	4	4.0	4	0	9/16	Dallas	1	8	8.0	8	0
9/25	Arizona	2	23	11.5	20	0	9/24	GB	Inactive (shoulder)				
10/2	Atlanta	5	84	16.8	30	0	9/30	at St. Louis	1	10	10.0	10	0
10/9	at NY Giants	8	136	17.0	27t	1	10/7	at Carolina	3	37	12.3	19	0
10/23	at Cleveland	0	0	0.0	0	0	10/14	New England	2	74	37.0	50	1
10/20	Cincinnati	5	73	14.6	31	0	10/18	at San Francisco	2	15	7.5	8	0
11/6	at Dallas	3	31	10.3	25	0	10/28	at Detroit	Inactive (ankle)				
11/13	Baltimore	1	50	50.0	50	0	11/4	Minnesota	1	6	6.0	6	0
11/20	at St. Louis	3	60	20.0	35	0	11/11	N.Y. Jets	3	42	14.0	18	0
11/27	Washington	5	60	12.0	24	0	11/25	at Miami	1	14	14.0	14	0
12/1	Philadelphia	1	21	21.0	21	0	12/2	at Chicago	4	46	11.5	20	0
12/12	St. Louis	7	93	13.3	29t	1	12/9	Arizona	2	29	14.5	27	0
12/18	at Chicago	1	13	13.0	13	0	12/16	at Buffalo	1	8	8.0	8	0
12/24	San Francisco	2	17	8.5	13t	1	12/23	San Francisco	4	53	13.3	43	2
1/1/12	at Arizona	3	40	13.3	21	0	12/30	St. Louis	2	19	9.5	12	0
TOTALS (16/1)		51	788	15.5	55t	4	TOTALS (14/4)		29	366	12.6	50	3
							1/6	at Washington	2	39	19.5	33	0
							1/13	at Atlanta	1	6	6.0	6	0
							PLAYOFF TOTALS (2/0)		3	45	15.0	33	0

2013	Opponent	No	Yds	Avg	LG	TD	2014	Opponent	No	Yds	Avg	LG	TD
9/8	at Carolina	7	91	13.0	25	0	9/4	Green Bay	3	14	4.7	6	0
9/15	San Francisco	1	51	51.0	51	0	9/14	at San Diego	3	35	11.7	16	0
9/22	Jacksonville	1	35	35.0	35t	1	9/21	Denver	4	56	14.0	16	0
9/29	at Houston	3	39	13.0	24	0	10/6	at Washington	4	50	12.5	20	0
10/6	at Indianapolis	5	80	16.0	27	0	10/12	Dallas	2	32	16.0	20	0
10/13	Tennessee	4	48	12.0	28	0	10/19	at St. Louis	7	123	17.6	49	1
10/17	at Arizona	1	16	16.0	16	0	10/26	at Carolina	6	61	10.2	18	0
10/28	at St. Louis	1	12	12.0	12	0	11/2	Oakland	5	38	7.6	20	0
11/3	Tampa Bay	6	75	12.5	28	1	11/9	N.Y. Giants	4	31	7.8	14	0
11/10	at Atlanta	5	76	15.2	30	0	11/16	at Kansas City	6	45	7.5	23	1
11/17	Minnesota	2	63	31.5	44	1	11/23	Arizona	2	6	3.0	3	0
12/2	New Orleans	4	77	19.3	52	1	11/27	at San Francisco	2	28	14.0	24	0
12/8	at San Francisco	3	36	12.0	14	0	12/7	at Philadelphia	5	97	19.4	25	1
12/15	at N.Y. Giants	6	71	11.8	25	1	12/14	San Francisco	3	53	17.7	35	0
12/22	Arizona	1	8	8.0	8	0	12/21	at Arizona	7	113	16.1	49	0
12/29	St. Louis	0	0	0.0	0	0	12/28	St. Louis	3	43	14.3	38	0
TOTALS (16/9)		50	778	15.6	52	5	TOTALS (16/16)		66	825	12.5	49	3
1/11	New Orleans	2	30	15.0	24	0	1/10	Carolina	3	38	12.7	16t	1
1/19	San Francisco	6	106	17.7	51	0	1/18	Green Bay	6	106	17.7	35	0
2/2	Denver	5	66	13.2	37	1	2/1	New England	1	3	3.0	3t	1
PLAYOFF TOTALS (3/2)		13	202	15.5	51	1	PLAYOFF TOTALS (3/3)		10	147	14.7	35	2

2015	Opponent	No	Yds	Avg	LG	TD
9/13	at St. Louis	7	35	5.0	8	0
9/20	at Green Bay	7	92	13.1	32	1
9/27	Chicago	3	35	11.7	22	0
10/5	Detroit	3	36	12.0	24t	1
10/11	at Cincinnati	3	70	23.3	46	0
10/18	Carolina	3	23	7.7	14	0
10/22	at San Francisco	2	19	9.5	15	0
11/1	at Dallas	3	35	11.7	15	0
11/15	Arizona	7	134	19.1	33	1
11/22	San Francisco	6	60	10.0	21	0
11/29	Pittsburgh	6	145	24.2	80t	3
12/6	at Minnesota	5	94	18.8	53t	2
12/13	at Baltimore	6	82	13.7	22t	3
12/20	Cleveland	4	45	11.3	27	2
12/27	St. Louis	8	118	14.8	28	1
1/3	at Arizona	5	46	9.2	15	0
TOTALS (16/16)		78	1,069	13.7	80t	14
1/10	at Minnesota	5	42	8.4	22	1
1/17	at Carolina	8	82	10.3	20	0
PLAYOFF TOTALS (2/2)		13	124	9.5	22	1



72

MICHAEL BENNETT

DEFENSIVE END

Height 6-4
Weight 274
College Texas A&M
Seasons NFL 8th, Seahawks 4th
Born November 13, 1985
Hometown Alief, Texas

BENNETT'S NFL RECORD

Club	G/S	Tackles			Sacks		Interceptions									
		Tkl	So	Ast	QB	Yds	No	Yds	Avg	LG	TD	PD	FF	FR	Yds	
2009 Tampa Bay	7/0	5	4	1	1.0	5.0	0	0	0.0	0	0	0	0	0	0	0
2010 Tampa Bay	13/2	21	14	7	1.0	2.0	0	0	0.0	0	0	0	0	0	0	0
2011 Tampa Bay	14/10	47	32	15	4.0	25.0	0	0	0.0	0	0	0	1	2	0	0
2012 Tampa Bay	16/16	41	34	7	9.0	57.0	0	0	0.0	0	0	2	3	0	0	0
2013 Seattle	16/3	31	17	14	8.5	59.5	0	0	0.0	0	0	0	1	1	22	0
2014 Seattle	16/16	39	27	12	7.0	38.0	0	0	0.0	0	0	0	1	0	0	0
2015 Seattle	16/16	52	33	19	10.0	61.0	0	0	0.0	0	0	0	2	0	0	0
2016 Seattle	11/11	34	23	11	5.0	40.0	0	0	0.0	0	0	0	0	0	0	0
NFL TOTALS	109/74	270	184	86	45.5	287.5	0	0	0.0	0	0	2	8	3	22	0

POSTSEASON

Club	G/S	Tackles			Sacks		Interceptions									
		Tkl	So	Ast	QB	Yds	No	Yds	Avg	LG	TD	PD	FF	FR	Yds	
2013 Seattle	3/1	11	6	5	1.5	4.0	0	0	0.0	0	0	0	2	2	17	0
2014 Seattle	3/3	9	5	4	0.0	0.0	0	0	0.0	0	0	0	0	0	0	0
2015 Seattle	2/2	10	7	3	0.0	0.0	0	0	0.0	0	0	0	2	1	0	0
2016 Seattle	1/1	3	2	1	1.0	7.0	0	0	0.0	0	0	0	0	0	0	0
NFL TOTALS	9/7	33	20	13	2.5	11.0	0	0	0.0	0	0	2	3	2	17	0

BENNETT'S SINGLE-GAME HIGHS

Tackles: 6, 2 Times, Last vs. Miami (9/11/16) **FF:** 1, 8 Times, Last vs. Cleveland (12/20/15)
Sacks: 3.5, at San Francisco (10/22/15) **FR:** 1, 3 Times, Last vs. New Orleans (12/2/13)
TDs: 1, 22 yd FR vs. New Orleans (12/2/13)

BENNETT'S 2016 SEASON

Mia (9/11): Tied a career high with six tackles, including a sack. **at LA (9/18):** Had four tackles, including a sack in consecutive games. **Atl (10/16):** Posted five tackles (3 solo) and led team with 5 QB hits before leaving in the third quarter with an injured knee. **at NO (10/30):** Inactive (knee). **Buf (11/7):** Inactive (knee). **at NE (11/13):** Inactive (knee). **Phi (11/20):** Inactive (knee). **at TB (11/27):** Inactive (knee). **Car (12/4):** Returned to action for first time following knee surgery and assisted on one tackle.

BENNETT'S 2016 GAME-BY-GAME

Game	G/S	T	S	A	QB	Yds.	QH	Int.	Yds.	PD	FF	FR	Yds.
Miami (9/11)	1/1	6	2	4	1.0	9.0	3	0	0	0	0	0	0
at L.A. (9/18)	1/1	4	4	0	1.0	9.0	2	0	0	0	0	0	0
SF (9/25)	1/1	3	2	1	0.0	0.0	1	0	0	0	0	0	0
at NYJ (10/2)	1/1	3	3	0	1.0	4.0	2	0	0	0	0	0	0
Atl (10/16)	1/1	5	3	2	0.0	0.0	5	0	0	0	0	0	0
at Ariz (10/23)	1/1	3	2	1	0.0	0.0	0	0	0	0	0	0	0
at NO (10/30)													
Buf (11/7)													
at NE (11/13)													
Phi (11/20)													
at TB (11/27)													
Car (12/4)	1/1	1	0	1	0.0	0.0	0	0	0	0	0	0	0
at GB (12/11)	1/1	3	2	1	0.0	0.0	0	0	0	0	0	0	0
L.A. (12/15)	1/1	1	1	0	0.0	0.0	1	0	0	0	0	0	0
Ariz (12/24)	1/1	3	2	1	1.0	8.0	4	0	0	0	0	0	0
at SF (1/1/17)	1/1	2	2	0	1.0	10.0	2	0	0	0	0	0	0
Totals	11/11	34	23	11	5.0	40.0	20	0	0	0	0	0	0
Det (1/7)	1/1	3	2	1	1.0	7.0	1	0	0	0	0	0	0
Totals	1/1	3	2	1	1.0	7.0	1	0	0	0	0	0	0



2

TREVONE BOYKIN

QUARTERBACK

Height	6-0
Weight	213
College	TCU
Seasons	Rookie
Born	August 22, 1993
Hometown	Dallas, Texas

BOYKIN'S 2016 SEASON

Mia (9/11): Active, but did not play. **at LA (9/18):** Active, but did not play. **SF (9/25):** Saw first-career action after Russell Wilson injured his knee mid-third quarter. Also passed first-career TD to Doug Baldwin. **at Ariz (10/23):** Did not play. **at NYJ (10/2):** Did not play. **Atl (10/16):** Did not play. **at NO (10/30):** Did not play. **Buf (11/7):** Did not play. **at NE (11/13):** Did not play. **Phi (11/20):** Saw action at RB for two plays. **at TB (11/27):** Did not play. **Car (12/4):** Saw action in the fourth quarter and completed 2-of-3 passes for 38 yards. **at GB (12/11):** Saw limited action at the end of the game. **LA (12/15):** Did not play. **Ariz (12/24):** Did not play. **at SF (1/1):** Saw action for much of the fourth quarter. Led a game-ending 5:42 drive that resulted in a kneel down while protecting a two-point lead. **Det (1/7):** Did not play.

BOYKIN'S GAME-BY-GAME

		PASSING									
Date	Opponent	P/S	Att	Com	Yds	Pct	TD	Int	LG	Sacked	W/L Rating
Games 1-2			Did Not Play								
09/25	San Francisco	1/0	9	7	65	77.8	1	1	23	0/0	94.2
Games 4-9			Did Not Play								
11/20	Philadelphia	1/0	0	0	0	0.0	0	0	0	0/0	
11/27	at Tampa Bay		Did Not Play								
12/4	Carolina	1/0	3	2	38	66.7	0	0	31	0/0	109.7
12/11	at Green Bay	1/0	0	0	0	0.0	0	0	0	0/0	0.0
12/15	Los Angeles		Did Not Play								
12/24	Arizona		Did Not Play								
1/1/17	at San Francisco	1/0	6	4	42	66.7	0	0	19	1/5	86.8
TOTALS	(5/0)		18	13	145	72.2	1	1	31	1/5	91.2
1/7	Detroit		Did Not Play								
TOTALS	(0/0)		0	0	0	0.0	0	0	0	0/0	0.0

W/L record reflects games started only

		RUSHING					
Date	Opponent	P/S	Att	Yds	Avg	LG	TD
Games 1-2			Did Not Play				
09/25	San Francisco	1/0	2	-2	-1.0	0	0
Games 4-9			Did Not Play				
11/20	Philadelphia	1/0	1	-5	-5.0	-5	0
11/27	at Tampa Bay		Did Not Play				
12/4	Carolina	1/0	1	1	1.0	1	0
12/11	at Green Bay	1/0	0	0	0.0	0	0
12/15	Los Angeles		Did Not Play				
12/24	Arizona		Did Not Play				
1/1/17	at San Francisco	1/0	4	7	1.8	11	0
TOTALS	(5/0)		8	1	0.1	11	
1/7	Detroit	0/0	Did Not Play				
TOTALS	(0/0)		0	0	0.0	0	0



68

JUSTIN BRITT

CENTER


Height	6-6
Weight	315
College	Missouri
Seasons	NFL 3rd, Seahawks 3rd
Born	May 29, 1991
Hometown	Lebanon, Missouri

BRITT'S 2016 SEASON

Mia (9/11): Made first-career start at center. **at NO (10/30):** Missed two plays on the game's final drive after suffering a shoulder injury, but returned. **Buf (11/7):** Started at center. **at NE (11/13):** Started at center. **Phi (11/20):** Started at center. **at TB (11/27):** Active, but did not play for first time of career due to an injured ankle. **Car (12/4):** Returned to start and helped lead team to season highs with 534 total yards, including a season-best 240 rushing yards. **at GB (12/11):** Started at center. **LA (12/15):** Started at center. **Ariz (12/24):** Started at center. **at SF (1/1):** Started at center. **Det (1/7):** Started at center and helped lead Thomas Rawls to a club postseason record 161 rushing yards.

BRITT'S NFL RECORD

Year	Team	GP/GS	Postseason
2014	Seattle	16/16	2/2
2015	Seattle	16/16	2/2
2016	Seattle	15/15	1/1
NFL TOTALS		47/47	5/5



31

KAM CHANCELLOR

SAFETY

Height 6-3
Weight 225
College Virginia Tech
Seasons NFL 7th, Seahawks 7th
Born April 3, 1988
Hometown Norfolk, Virginia

CHANCELLOR'S NFL RECORD

Club	G/S	Tackles			Sacks		Interceptions								
		Tkl	So	Ast	QB	Yds	No	Yds	Avg	LG	TD	PD	FF	FR	Yds
2010 Seattle	16/0	12	10	2	1.0	3.0	0	0	0.0	0	0	1	0	0	0
2011 Seattle	15/15	94	73	21	1.0	10.0	4	27	6.7	9	0	13	1	1	0
2012 Seattle	16/16	94	71	23	0.0	0.0	0	0	0.0	0	0	5	1	1	0
2013 Seattle	16/16	93	61	32	0.0	0.0	3	78	26.0	32	0	6	1	0	0
2014 Seattle	14/14	76	58	18	0.0	0.0	1	52	52.0	52	0	6	1	0	0
2015 Seattle	11/11	74	44	30	0.0	0.0	2	6	3.0	6	0	4	1	0	0
2016 Seattle	12/12	80	46	34	0.0	0.0	2	5	2.5	5	0	8	1	0	0
NFL TOTALS	100/84523	366	157	2.0	13.0	12	168	14.0	52	0	43	6	2	0	

POSTSEASON

Club	G/S	Tackles			Sacks		Interceptions								
		Tkl	So	Ast	QB	Yds	No	Yds	Avg	LG	TD	PD	FF	FR	Yds
2010 Seattle	2/0	0	0	0	0.0	0.0	0	0	0.0	0	0	0	0	0	0
2012 Seattle	2/2	9	4	5	0.0	0.0	0	0	0.0	0	0	0	0	0	0
2013 Seattle	3/3	34	14	20	0.0	0.0	2	2	1.0	2	0	6	0	0	0
2014 Seattle	3/3	25	19	6	0.0	0.0	1	90	90.0	90t	1	1	0	0	0
2015 Seattle	2/1	8	4	4	0.0	0.0	0	0	0.0	0	0	1	1	0	0
2016 Seattle	1/1	7	6	1	0.0	0.0	0	0	0	0	0	0	0	0	0
NFL TOTALS	13/10	83	47	36	0.0	0.0	3	92	30.7	90t	1	8	1	0	0

CHANCELLOR'S SINGLE-GAME HIGHS

Tackles: 19* vs. Arizona (11/15/15) **FF:** 1, 6 Times, Last at New England (11/13/16)
Sacks: 1, 2 Times, Last at Cleveland (10/23/11) **FR:** 1, 2 Times, Last vs. San Francisco (12/23/12)
Interceptions: 1, 12 Times, Last at Tampa Bay (11/27/16)

ADDITIONAL STATS

Special Teams Tackles: 2010 (11, FF), 2011 (3, FF), 2012 (6, FR) 2013 (6), 2014 (2), 2015 (2), 2016 (5);
Career: 35, 2 FF, 1 FR.

Postseason: 2010 (1), 2012 (1), 2014 (1), 2015 (1); **Career:** (4).

* Club Record

CHANCELLOR'S 2016 SEASON

Mia (9/11): Had a key fourth-down tackle when the Dolphins decided to go for it instead of taking a field goal attempt. **SF (9/25):** Led team with eight tackles (5 solo). **Atl (10/16):** Inactive (groin) after suffering injury during the practice week. **at Ariz (10/23):** Inactive (groin). **at NO (10/30):** Inactive (groin). **Buf (11/7):** Inactive (groin). **at NE (11/13):** Returned from groin injury and started. Totaled eight tackles, a pass defended and a forced a fumble that was recovered by Sherman that led to a Seahawks TD in the fourth quarter. **Phi (11/20):** Posted first interception of the season. **at TB (11/27):** Registered eight tackles and second interception in as many games when he picked off a Jameis Winston pass in the end zone late in the fourth quarter.

CHANCELLOR'S 2016 GAME-BY-GAME

Game	G/S	T	S	A	QB	Yds.	QH	Int.	Yds.	PD	FF	FR	Yds.
Miami (9/11)	1/1	7	3	4	0.0	0.0	0	0	0	0	0	0	0
at L.A. (9/18)	1/1	5	4	1	0.0	0.0	0	0	0	0	0	0	0
SF (9/25)	1/1	8	5	3	0.0	0.0	0	0	0	1	0	0	0
at NYJ (10/2)	1/1	5	2	3	0.0	0.0	0	0	0	1	0	0	0
Atl (10/16)													
at Ariz (10/23)													
at NO (10/30)													
Buf (11/7)													
at NE (11/13)	1/1	8	4	4	0.0	0.0	0	0	0	1	1	0	0
Phi (11/20)	1/1	8	1	7	0.0	0.0	0	1	5	2	0	0	0
at TB (11/27)	1/1	8	7	1	0.0	0.0	0	1	0	1	0	0	0
Car (12/4)	1/1	7	6	1	0.0	0.0	0	0	0	1	0	0	0
at GB (12/11)	1/1	5	3	2	0.0	0.0	0	0	0	0	0	0	0
L.A. (12/15)	1/1	5	1	4	0.0	0.0	0	0	0	0	0	0	0
Ariz (12/24)	1/1	7	4	3	0.0	0.0	0	0	0	1	0	0	0
at SF (1/1/17)	1/1	7	6	1	0.0	0.0	0	0	0	0	0	0	0
Totals	12/12	80	46	34	0.0	0.0	0	2	5	8	1	0	0
Det (1/7)	1/1	7	6	1	0.0	0.0	0	0	0	0	0	0	0
Totals	1/1	7	6	1	0.0	0.0	0	0	0	0	0	0	0



55

FRANK CLARK

DEFENSIVE END

Height 6-3
Weight 260
College Michigan
Seasons NFL 2nd, Seahawks 2nd
Born June 14, 1993
Hometown Cleveland, Ohio

CLARK'S NFL RECORD

Club	G/S	Tackles			Sacks		Interceptions					FF	FR	Yds	
		Tkl	So	Ast	QB	Yds	No	Yds	Avg	LG	TD				PD
2015 Seattle	15/0	16	15	1	3.0	16.0	0	0	0.0	0	0	2	1	0	0
2016 Seattle	15/5	47	25	22	10.0	68.5	0	0	0.0	0	0	1	2	1	27
NFL TOTALS	30/5	63	40	23	13.0	84.5	0	0	0.0	0	0	3	3	1	27

POSTSEASON															
Club	G/S	Tackles			Sacks		Interceptions					FF	FR	Yds	
		Tkl	So	Ast	QB	Yds	No	Yds	Avg	LG	TD				PD
2015 Seattle	2/0	3	2	1	1.0	10.0	0	0	0.0	0	0	1	0	0	0
2016 Seattle	1/0	0	0	0	0.0	0.0	0	0	0.0	0	0	0	0	0	0
NFL TOTALS	3/0	3	2	1	1.0	10.0	0	0	0.0	0	0	1	0	0	0

CLARK'S SINGLE-GAME HIGHS

Tackles: 6, at New Orleans (10/30/16) **FF:** 1, 3 Times, at San Francisco (1/1/17)
Sacks: 2, 2 Times, Last at L.A. (9/18/16) **FR:** 1 at San Francisco (1/1/17)
Interceptions: None

CLARK'S 2016 SEASON

Mia (9/11): Set a career high with three tackles, including a sack. **at LA (9/18):** Tied a career high with 2.0 sacks. **Atl (10/16):** Inactive (hamstring) after suffering injury during the practice week. **at Ariz (10/23):** Set career high with five tackles (4 solo) and totaled 1.5 sacks and FF. **at NO (10/30):** Made first-career start at DE in place of Michael Bennett (knee) and set career high for tackles a second consecutive week with six. Also tacked on a sack. **at NE (11/13):** Had five tackles (2 solo), including a third-down sack inside the Seahawks 10-yard line that forced the Patriots to settle for a field goal. **LA (12/15):** Had 1.5 sacks bringing total vs. L.A. in two games to 3.5. **at SF (1/1):** Registered 10th sack of the season to go along with four tackles, a FF and FR that he returned 27 yards setting up a Seahawks TD.

CLARK'S 2016 GAME-BY-GAME

Game	G/S	T	S	A	QB	Yds.	QH	Int.	Yds.	PD	FF	FR	Yds.
Miami (9/11)	1/0	3	1	2	1.0	8.0	1	0	0	0	0	0	0
at L.A. (9/18)	1/0	4	3	1	2.0	11.0	2	0	0	0	0	0	0
SF (9/25)	1/0	2	0	2	0.0	0.0	1	0	0	0	0	0	0
at NYJ (10/2)	1/0	1	1	0	0.0	0.0	2	0	0	1	0	0	0
Atl (10/16)	Inactive (hamstring)												
at Ariz (10/23)	1/0	5	4	1	1.5	10.5	3	0	0	0	1	0	0
at NO (10/30)	1/1	6	3	3	1.0	5.0	1	0	0	0	0	0	0
Buf (11/7)	1/1	3	0	3	1.0	8.5	3	0	0	0	0	0	0
at NE (11/13)	1/1	5	3	2	1.0	5.0	1	0	0	0	0	0	0
Phi (11/20)	1/1	3	1	2	0.0	0.0	0	0	0	0	0	0	0
at TB (11/27)	1/1	3	2	1	0.0	0.0	1	0	0	0	0	0	0
Car (12/4)	1/0	1	0	1	0.0	0.0	1	0	0	0	0	0	0
at GB (12/11)	1/0	0	0	0	0.0	0.0	0	0	0	0	0	0	0
L.A. (12/15)	1/0	2	1	1	1.5	13.5	2	0	0	0	0	0	0
Ariz (12/24)	1/0	5	2	3	0.0	0.0	0	0	0	0	0	0	0
at SF (1/1/17)	1/0	4	4	0	1.0	7.0	1	0	0	0	1	1	27
Totals	15/5	47	25	22	10.0	68.5	19	0	0	1	2	1	27
Det (1/7)	1/0	0	0	0	0.0	0.0	0	0	0	0	0	0	0
Totals	1/0	0	0	0	0.0	0.0	0	0	0	0	0	0	0



36

ALEX COLLINS

RUNNING BACK

Height 5-10
Weight 217
College Arkansas
NFL Seasons Rookie
Born August 26, 1994
Hometown Ft. Lauderdale, Fla.

COLLINS' 2016 SEASON

Mia (9/11): Inactive. **at LA (9/18):** Saw first action of career. **Atl (10/16):** Recorded first TD of career on a 2-yard side-step and plunge. Also had a key fourth-quarter, third-down reception that led to the Seahawks go-ahead field goal. **at NO (10/30):** Active, but did not play. **Buf (11/7):** Active but did not play. **Phi (11/20):** Inactive. **Car (12/4):** Inactive. **at GB (12/11):** Saw most action of the season and had season highs in rushes (7), rushing yards (23), receptions (3) and receiving yards (33). **LA (12/15):** Active, but did not play. **Ariz (12/24):** Rushed seven times for 28 yards and had four receptions for 19 yards. **at SF (1/1):** Set season highs with 55 yards rushing on seven carries.

2016	Opponent	-----Rushing-----					-----Receiving-----					Total
		Att	Yds	Avg	LG	TD	Rec	Yds	Avg	LG	TD	
09/11	Miami	Inactive										
09/18	at L.A. Rams	2	0	0.0	0	0	0	0	0.0	0	0	0
09/25	San Francisco	4	12	3.0	4	0	2	19	9.5	10	0	31
10/02	at N.Y. Jets	1	1	1.0	1	0	0	0	0.0	0	0	1
10/16	Atlanta	1	2	2.0	2t	1	1	9	9.0	9	0	11
10/23	at Arizona	1	2	2.0	2	0	0	0	0.0	0	0	2
10/30	at New Orleans	Did Not Play										
11/7	Buffalo	Did Not Play										
11/13	at New England	1	2	2.0	2	0	0	0	0.0	0	0	2
11/20	Philadelphia	Inactive										
11/27	at Tampa Bay	0	0	0.0	0	0	0	0	0.0	0	0	0
12/4	Carolina	Inactive										
12/11	at Green Bay	7	23	3.3	8	0	3	33	11.0	14	0	56
12/15	L.A. Rams	Did Not Play										
12/24	Arizona	7	28	4.0	13	0	4	19	4.8	9	0	47
1/1/17	at San Francisco	7	55	7.9	26	0	1	4	4.0	4	0	59
TOTALS (10/0)		31	125	4.0	26	1	11	84	7.6	14	0	209
1/7	Detroit	6	13	2.2	3	0	1	11	11.0	11	0	24
TOTALS (1/0)		6	13	2.2	3	0	1	11	11.0	11	0	24



52

BROCK COYLE

LINEBACKER

Height 6-1
 Weight 245
 College Montana
 Seasons NFL 3rd, Seahawks 3rd
 Born October 12, 1990
 Hometown Bozeman, Montana

COYLE'S NFL RECORD

Club	G/S	Tackles			Sacks		Interceptions					FF	FR	Yds	
		Tkl	So	Ast	QB	Yds	No	Yds	Avg	LG	TD				PD
2014 Seattle	15/2	6	4	2	0.0	0.0	0	0	0.0	0	0	0	0	0	0
2015 Seattle	8/0	3	2	1	0.0	0.0	0	0	0.0	0	0	0	0	0	0
2016 Seattle	12/3	15	7	8	1.0	1.0	0	0	0.0	0	0	0	0	0	0
NFL TOTALS	35/5	24	13	11	1.0	1.0	0	0	0.0	0	0	0	0	0	0

POSTSEASON

Club	G/S	Tackles			Sacks		Interceptions					FF	FR	Yds	
		Tkl	So	Ast	QB	Yds	No	Yds	Avg	LG	TD				PD
2014 Seattle	3/0	0	0	0	0.0	0.0	0	0	0.0	0	0	0	0	0	0
2015 Seattle	2/0	0	0	0	0.0	0.0	0	0	0.0	0	0	0	0	0	0
2016 Seattle	1/0	0	0	0	0.0	0.0	0	0	0.0	0	0	0	0	0	0
NFL TOTALS	6/0	0	0	0	0.0	0.0	0	0	0.0	0	0	0	0	0	0

COYLE'S SINGLE-GAME HIGHS

Tackles: 8 vs. Buffalo (11/7/16)
Sacks: 1.0 vs. Buffalo (11/7/16)
FR: None

FF: None
Interceptions: None

ADDITIONAL STATS

Special Teams Tackles: 2014 (5), 2015 (3), 2016 (1); **Career:** 9.
Postseason Special Teams Tackles: 2014 (2), 2015 (1); **Career:** (3).

COYLE'S 2016 SEASON

at Ariz (10/23): Saw first action at LB in goal line package and had one tackle. **at NO (10/30):** Started at OLB and had one solo stop. **Buf (11/7):** Recorded a career-best eight tackles (4 solo) in second-straight start at OLB and also notched first-career sack. **at TB (11/27):** Inactive (foot). **Car (12/4):** Inactive (foot). **Ariz (12/24):** Returned to action.

COYLE'S 2016 GAME-BY-GAME

Game	G/S	T	S	A	QB	Yds.	QH	Int.	Yds.	PD	FF	FR	Yds.
Games 1-5	5/0		Special Teams Only										
at Ariz (10/23)	1/0	1	1	0	0.0	0.0	0	0	0	0	0	0	0
at NO (10/30)	1/1	1	1	0	0.0	0.0	0	0	0	0	0	0	0
Buf (11/7)	1/1	8	4	4	1.0	1.0	1	0	0	0	0	0	0
at NE (11/13)	1/0	3	1	2	0.0	0.0	0	0	0	0	0	0	0
Phi (11/20)	1/1	2	0	2	0.0	0.0	0	0	0	0	0	0	0
Games 11-14			Inactive (foot)										
Ariz (12/24)	1/0	0	0	0	0.0	0.0	0	0	0	0	0	0	0
at SF (1/1/17)	1/0		Special Teams Only										
Totals	12/3	15	7	8	1.0	1.0	1	0	0	0	0	0	0
Det (1/7)	1/0		Special Teams Only										
Totals	1/0	0	0	0	0.0	0.0	0	0	0	0	0	0	0



21

DEANDRE ELLIOTT

CORNERBACK

Height	6-1
Weight	189
College	Colorado State
Seasons	Rookie
Born	November 21, 1992
Hometown	Dallas, Texas

ELLIOTT'S 2016 SEASON

Mia (9/11): Saw action in first-career game on special teams. **at LA (9/18):** Inactive. **SF (9/25):** Saw action on special teams. **Atl (10/16):** Had a special teams tackle. **at Ariz (10/23):** Tied for team lead with two special teams tackles. **at NO (10/30):** Inactive (hamstring). **Buf (11/7):** Inactive (hamstring). **at NE (11/13):** Returned from hamstring injury and had a special teams stop. **Phi (11/20):** Saw first action of the season at CB and made first-career tackle. Also had a special teams stop. **Ariz (12/24):** Saw limited action at cornerback in dime defense.

ELLIOTT'S 2016 GAME-BY-GAME

Game	G/S	T	S	A	QB	Yds.	QH	Int.	Yds.	PD	FF	FR	Yds.
Miami (9/11)	1/0		Special Teams Only										
at L.A. (9/18)			Inactive										
Games 3-6	4/0		Special Teams Only										
at NO (10/30)			Inactive (hamstring)										
Buf (11/7)			Inactive (hamstring)										
at NE (11/13)	1/0		Special Teams Only										
Phi (11/20)	1/0	1	1	0	0.0	0.0	0	0	0	0	0	0	0
at TB (11/27)	1/0	0	0	0	0.0	0.0	0	0	0	0	0	0	0
Car (12/4)	1/0	0	0	0	0.0	0.0	0	0	0	0	0	0	0
at GB (12/11)	1/0		Special Teams Only										
L.A. (12/15)	1/0	1	1	0	0.0	0.0	0	0	0	0	0	0	0
Ariz (12/24)	1/0	0	0	0	0.0	0.0	0	0	0	0	0	0	0
at SF (1/1/17)	1/0		Special Teams Only										
Totals	13/0	2	2	0	0.0	0.0	0	0	0	0	0	0	0
Det (1/7)	1/0		Special Teams Only										
Totals	1/0	0	0	0	0.0	0.0	0	0	0	0	0	0	0

ADDITIONAL STATS

Special Teams Tackles: 2016 (6); Career: 6.



74

GEORGE FANT

TACKLE

Height	6-5
Weight	296
College	Western Kentucky
Seasons	Rookie
Born	July 19, 1992
Hometown	Bowling Green, Ky.

FANT'S NFL RECORD

Year	Team	GP/GS	Postseason
2016	Seattle	14/9	1/1
NFL TOTALS		14/9	1/1

FANT'S 2016 SEASON

Mia (9/11): Saw action on special teams. **at LA (9/18):** Saw action on special teams. **at NYJ (10/2):** Inactive. **Atl (10/16):** Inactive. **at Ariz (10/23):** Saw first action on offense after replacing Brad Sowell (knee) at left tackle mid-fourth quarter. **at NO (10/30):** Made first-career start in place of Bradley Sowell at left tackle. **Buf (11/7):** Started second-straight game at LT. **at NE (11/13):** Started at LT. **Phi (11/20):** Started at LT. **at TB (11/27):** Started at LT. **Car (12/4):** Helped offense total season highs with 534 total yards and 240 rushing yards. **at GB (12/11):** Started at LT. **LA (12/15):** Started at LT. **Ariz (12/24):** Started at LT. **at SF (1/1):** Started at LT. **Det (1/7):** Started at LT and helped lead Thomas Rawls to a club postseason record 161 rushing yards.



39

GEORGE FARMER

RUNNING BACK

Height	6-1
Weight	220
College	Southern California
Seasons	NFL 2nd, Seahawks 2nd
Born	July 4, 1993
Hometown	Los Angeles, Calif.

FARMER'S NFL RECORD

Club	Team	G/S	Rushing					Receiving					
			Att	Yds	Avg	LG	TD	No	Yds	Avg	LG	TD	
2015	Seattle	Practice Squad											
2016	Seattle	2/0	1	1	1.0	1	0	1	4	4.0	4	0	
NFL TOTALS		2/0	1	1	1.0	1	0	1	4	4.0	4	0	


FARMER'S SINGLE-GAME HIGHS

Rushing Rush Attempts: 1 vs. Carolina Rush Yards: 1 vs. Carolina Longest Rush: 1 vs. Carolina Most Rush TDs: None	Receiving Most Rec.: 1 at Tampa Bay (11/27/16) Most Rec. Yards: 4 at Tampa Bay (11/27/16) Longest Reception: 4 at Tampa Bay (11/27/16) Most Rec. TDs: None
--	---

FARMER'S 2016 SEASON

Signed to the 53-man roster from the practice squad November 23. Waived December 6. Re-signed with the practice squad December 7. **at TB (11/27):** Saw action in first-career game and had a 4-yard reception.

2016	Opponent	-----Rushing-----					-----Receiving-----					Total
		Att	Yds	Avg	LG	TD	Rec	Yds	Avg	LG	TD	
11/27	at Tampa Bay	0	0	0.0	0	0	1	4	4.0	4	0	4
12/4	Carolina	1	1	1.0	1	0	0	0	0.0	0	0	1
TOTALS (2/0)		1	1	1.0	1	0	1	4	4.0	4	0	5



48

NOLAN FRESE

LONG SNAPPER

Height	6-2
Weight	233
College	Houston
Seasons	Rookie
Born	July 29, 1992
Hometown	Roanoke, Texas

FRESE'S NFL RECORD

Year	Team	GP/GS	Postseason
2016	Seattle	16/0	
NFL TOTALS		16/0	

FRESE'S 2016 SEASON

Placed on injured reserve January 3 (ankle). **Mia (9/11)**: Handled snapping duties. **at LA (9/18)**: Handled snapping duties. **SF (9/25)**: Handled snapping duties. **at NYJ (10/2)**: Handled snapping duties. **Atl (10/16)**: Handled snapping duties. **at Ariz (10/23)**: Handled snapping duties. **at NO (10/30)**: Handled snapping duties. **Buf (11/7)**: Handled snapping duties. **at NE (11/13)**: Handled snapping duties and had a special teams stop. **Phi (11/20)**: Handled snapping duties and had a special teams tackle. **at TB (11/27)**: Had a special teams stop and a FF. **Car (12/4)**: Handled snapping duties. **at GB (12/11)**: Handled snapping duties. **LA (12/15)**: Handled snapping duties. **Ariz (12/24)**: Handled snapping duties. **at SF (1/1)**: Handled snapping duties.

ADDITIONAL STATS

Special Teams Tackles: 2016 (3, FF); Career: 3, FF.



79

GARRY GILLIAM

TACKLE

Height	6-5
Weight	315
College	Penn State
Seasons	NFL 3rd, Seahawks 3rd
Born	November 26, 1990
Hometown	Carlisle, Pa.

GILLIAM'S NFL RECORD

Year	Team	GP/GS	Postseason
2014	Seattle	14/1	2/0
2015	Seattle	16/16	2/2
2016	Seattle	14/13	1/1
NFL TOTALS		44/30	5/3

GILLIAMS' 2016 SEASON

Mia (9/11): Started at RT. **at LA (9/18)**: Started at RT. **SF (9/25)**: Started at RT. **at NYJ (10/2)**: Started at RT. **Atl (10/16)**: Started at RT. **at Ariz (10/23)**: Started at RT. **at NO (10/30)**: Started at RT. **Buf (11/7)**: Started at RT. **at NE (11/13)**: Started at RT. **Phi (11/20)**: Started at RT. **at TB (11/27)**: Started at RT but was replaced by Bradley Sowell after the first series. **Car (12/4)**: Inactive. **at GB (12/11)**: Inactive. **LA (12/15)**: Saw limited action at RT. **Ariz (12/24)**: Started at RT. **at SF (1/1)**: Started at RT. **Det (1/7)**: Started at RT and helped lead Thomas Rawls to a club postseason record 161 rushing yards.



63

MARK GLOWINSKI

GUARD

Height	6-4
Weight	310
College	West Virginia
Seasons	NFL 2nd, Seahawks 2nd
Born	May 3, 1992
Hometown	Wilkes-Barre, Pa.

GLOWINSKI'S RECORD

Year	Team	GP/GS	Postseason
2015	Seattle	9/1	0/0
2016	Seattle	16/16	1/1
NFL TOTALS		25/17	1/1

GLOWINSKI'S 2016 SEASON

Mia (9/11): Started at LG. at LA (9/18): Started at LG. SF (9/25): Started at LG. at NYJ (10/2): Started at LG. Atl (10/16): Started at LG. at Ariz (10/23): Started at LG. at NO (10/30): Started at LG. Buf (11/7): Started at LG. at NE (11/13): Started at LG. Phi (11/20): Started at LG. at TB (11/27): Started at LG. Car (12/4): Started at LG and helped lead team to season highs with 534 total yards and 240 rushing yards. at GB (12/11): Started at LG. LA (12/15): Started at LG. Ariz (12/24): Started at LG. at SF (1/1): Started at LG. Det (1/7): Started at LG and helped lead Thomas Rawls to a club postseason record 161 rushing yards.



97

MALICIAH GOODMAN

DEFENSIVE END

Height	6-4
Weight	276
College	Clemson
Seasons	NFL 4th, Seahawks 1st
Born	January 4, 1990
Hometown	Florence, S.C.

GOODMAN'S NFL RECORD

Club	G/S	Tackles			Sacks		Interceptions										
		Tkl	So	Ast	QB	Yds	No	Yds	Avg	LG	TD	PD	FF	FR	Yds		
2013 Atlanta	14/1	12	10	2	0.0	0.0	0	0	0.0	0	0	0	0	0	0	2	13
2014 Atlanta	16/10	17	7	10	0.0	0.0	0	0	0.0	0	0	1	2	0	0	0	
2015 Seattle	4/0	3	0	3	0.0	0.0	0	0	0.0	0	0	0	0	0	0	0	
2016 Seattle	1/0	0	0	0	0.0	0.0	0	0	0.0	0	0	0	0	0	0	0	
NFL TOTALS	35/11	32	17	15	0.0	0.0	0	0	0.0	0	0	1	2	2	2	13	

GOODMAN'S SINGLE-GAME HIGHS


Tackles: 3, 2 Times, Last vs. Carolina (12/28/14) **FF:** 1, 2 Times, Last at Tampa Bay (11/9/14)
Sacks: None **FR:** 1, 2 Times, Last vs. Washington (12/15/13)
INT: None

GOODMAN'S 2016 SEASON

Signed with the Seahawks October 25. Released November 1. at NO (10/30): Saw action in first game for the Seahawks.

GOODMAN'S 2016 GAME-BY-GAME

Game	G/S	T	S	A	QB	Yds.	QH	Int.	Yds.	PD	FF	FR	Yds.
at NO (10/30)	1/0	0	0	0	0.0	0.0	0	0	0	0	0	0	0
Totals	1/0	0	0	0	0.0	0.0	0	0	0	0	0	0	0



88

JIMMY GRAHAM

TIGHT END

Height 6-7
Weight 265
College Miami (Fla.)
Seasons NFL 7th, Seahawks 2nd
Born November 24, 1986
Hometown Goldsboro, N.C.

GRAHAM'S NFL RECORD

Club	G/S	Receiving					Rushing				
		No	Yds	Avg	LG	TD	Att	Yds	Avg	LG	TD
2010 New Orleans	15/5	31	356	11.5	52	5	1	3	3.0	3	0
2011 New Orleans	16/11	99	1,310	13.2	59	11	0	0	0.0	0	0
2012 New Orleans	15/9	85	982	11.6	46	9	0	0	0.0	0	0
2013 New Orleans	16/12	86	1,215	14.1	56t	16	0	0	0.0	0	0
2014 New Orleans	16/13	85	889	10.5	29	10	0	0	0.0	0	0
2015 Seattle	11/11	48	605	12.6	45	2	0	0	0.0	0	0
2016 Seattle	16/15	65	923	14.2	42	6	1	0	0.0	0	0
NFL TOTALS	105/76	499	6,280	12.6	59	59	2	3	1.5	0	0

POSTSEASON

Club	G/S	Receiving					Rushing				
		No	Yds	Avg	LG	TD	Att	Yds	Avg	LG	TD
2011 New Orleans	2/2	12	158	13.2	66t	3	0	0	0.0	0	0
2013 New Orleans	2/1	4	52	13.0	21	0	0	0	0.0	0	0
2015 Seattle	Injured Reserve (knee)										
2016 Seattle	1/1	3	37	12.3	14	0	0	0	0.0	0	0
NFL TOTALS	5/4	19	247	13.0	66t	3	0	0	0.0	0	0

GRAHAM'S SINGLE-GAME HIGHS

Most Receptions: 10, 5 Times, Last vs. SF (11/9/14) **Most Receiving Yards:** 179, at Tampa Bay (9/15/13)
Longest Reception: 59, at Jacksonville (10/2/11) **Most TDs:** 2, 13 Times, Last vs. Buffalo (11/7/16)

ADDITIONAL STATS

Special Teams: 2010: Tackles (1). **Career:** Tackles 1.

GRAHAM'S 2016 SEASON

Mia (9/11): Saw action in first game since a knee injury ended his 2015 season and had an 11-yard reception. **at LA (9/18):** Started in 3-TE set. **SF (9/25):** Had six catches for 100 yards and TD. **at NYJ (10/2):** Led team with six receptions and 113 yards. First time since 2013 with consecutive 100-yard games. **at Ariz (10/23):** Had five receptions for 53 yards, including three for 35 yards in overtime. **Buf (11/7):** Led team with eight receptions and 103 yards and a pair of one-handed TD grabs from 17 and 18 yards. **Phi (11/20):** Had three catches, including a 35-yard TD reception. **at SF (1/1):** Led team with 64 yards, including a 42-yard reception to the 1-yard line that set up a TD.

2016	Opponent	No	Yds	Avg	LG	TD
09/11	Miami	1	11	11.0	11	0
09/18	at L.A. Rams	3	42	14.0	17	0
09/25	San Francisco	6	100	16.7	40	1
10/02	at N.Y. Jets	6	113	18.8	27	0
10/16	Atlanta	6	89	14.8	25	0
10/23	at Arizona	5	53	10.6	14	0
10/30	at New Orleans	3	34	11.3	15	0
11/7	Buffalo	8	103	12.9	18t	2
11/13	at New England	4	48	12.0	19	0
11/20	Philadelphia	3	46	15.3	35t	1
11/27	at Tampa Bay	6	67	11.2	21	0
12/4	Carolina	6	63	10.5	18	1
12/11	at Green Bay	1	16	16.0	16	0
12/15	L.A. Rams	1	31	31.0	31	0
12/24	Arizona	2	43	21.4	37t	1
1/1/17	at San Francisco	4	64	16.0	42	0
TOTALS (16/15)		65	923	14.2	42	6
1/7	Detroit	3	37	12.3	14	0
TOTALS (1/1)		3	37	12.3	14	0

100-YARD RECEIVING GAMES (16)

Yards	Opponent	Date	Rec.	Avg.	LG	TD
179	Tampa Bay	9/15/13	10	17.9	56t	1
146	Atlanta	11/11/12	7	20.9	46	2
140	Carolina	10/18/15	8	17.5	45	0
135	at Chicago	10/6/13	10	13.5	38	0
134	Arizona	9/22/13	9	14.9	29	2
132	at Jacksonville	10/2/11	10	13.2	59	1
129	at Carolina	10/9/11	8	16.1	30	0
124	at Tampa Bay	10/16/11	7	17.7	43	0
118	at Cleveland	9/16/14	10	11.8	23	2
115	Carolina	12/30/12	9	12.8	27	1
115	at N.Y. Jets	11/3/13	9	12.9	51t	2
113	at N.Y. Jets	10/2/16	6	18.8	27	0
103	Buffalo	11/7/16	8	12.9	18t	2
100	Houston	9/25/11	4	25.0	32	1
100	Miami	9/30/13	4	25.0	43t	2
100	at Atlanta	11/21/13	5	20.0	44t	1
100	San Francisco	9/25/16	6	16.7	40	1

TOP RECEIVING TOTALS BY TE SINCE 2011

Player	Team	Rec.	Yds.	Avg.	TD
1. Jason Witten	Dallas	472	4,921	10.4	27
2. Jimmy Graham	Seattle	468	5,924	12.7	54
3. Greg Olsen	Carolina	428	5,384	12.6	32
4. Antonio Gates	San Diego	368	4,187	11.4	42
5. Rob Gronkowski	New England	363	5,549	15.3	58

GRAHAM'S GAME-BY-GAME RECEIVING

2010	Opponent	No	Yds	Avg	LG	TD	2011	Opponent	No	Yds	Avg	LG	TD
9/9	Minnesota	Did Not Play					9/8	at Green Bay	4	56	14.0	21	1
9/20	at San Francisco	0	0	0.0	0	0	9/18	Chicago	6	79	13.2	31	0
9/26	Atlanta	0	0	0.0	0	0	9/25	Houston	4	100	25.0	32	1
10/3	Carolina	0	0	0.0	0	0	10/2	at Jacksonville	10	132	13.2	59	1
10/10	at Arizona	0	0	0.0	0	0	10/9	at Carolina	8	129	16.1	30	0
10/17	at Tampa Bay	1	11	11.0	11	0	10/16	at Tampa Bay	7	124	17.7	43	0
10/24	Cleveland	4	38	9.5	14	0	10/23	Indianapolis	6	54	9.0	16	2
10/31	Pittsburgh	0	0	0.0	0	0	10/30	at St. Louis	4	39	9.8	13	0
11/7	at Carolina	3	49	16.3	19t	1	11/6	Tampa Bay	6	78	13.0	23	0
11/21	Seattle	5	72	14.4	27	0	11/13	at Atlanta	7	82	11.7	29	1
11/25	at Dallas	3	23	7.7	14	0	11/28	N.Y. Giants	5	84	16.8	29t	2
12/5	at Cincinnati	3	72	24.0	52	0	12/4	Detroit	8	89	11.1	16	0
12/12	St. Louis	1	21	21.0	21	0	12/11	at Tennessee	5	55	11.0	33	0
12/19	at Baltimore	5	29	5.8	18t	2	12/18	at Minnesota	7	70	10.0	18	1
12/27	at Atlanta	4	26	6.5	10	1	12/26	Atlanta	4	42	10.5	17	1
1/2/11	Tampa Bay	2	15	7.5	11	1	1/1/12	Carolina	8	97	12.1	29	1
TOTALS (15/5)		31	356	11.5	52	5	TOTALS (16/11)		99	1310	13.2	59	11
							1/7	Detroit	7	55	7.9	14	1
							1/14	at San Francisco	5	103	20.6	66t	2
							PLAYOFF TOTALS (2/2)	12	158	13.2	66t	3	

2012	Opponent	No	Yds	Avg	LG	TD	2013	Opponent	No	Yds	Avg	LG	TD
9/9	Washington	6	85	14.2	23	1	9/8	Atlanta	4	45	11.3	21	1
9/16	at Carolina	7	71	10.1	17	1	9/15	at Tampa Bay	10	179	17.9	56t	1
9/23	Kansas City	4	16	4.0	7	1	9/22	Arizona	9	134	14.9	29	2
9/30	at Green Bay	7	76	10.9	24	0	9/30	Miami	4	100	25.0	43t	2
10/7	San Diego	1	4	4.0	4	0	10/6	at Chicago	10	135	13.5	38	0
10/21	at Tampa Bay	Inactive (ankle)					10/13	at New England	0	0	0.0	0	0
10/28	at Denver	5	63	12.6	20	1	10/27	Buffalo	3	37	12.3	15t	2
11/5	Philadelphia	8	72	9.0	17	1	11/3	at N.Y. Jets	9	116	12.9	51t	2
11/11	Atlanta	7	146	20.9	46	2	11/10	Dallas	5	59	11.8	26	0
11/18	at Oakland	6	29	4.8	10	1	11/17	San Francisco	6	41	6.8	13	0
11/25	San Francisco	4	33	8.3	12	0	11/21	at Atlanta	5	100	20.0	44t	1
11/29	at Atlanta	4	59	14.8	25	0	12/2	at Seattle	3	42	14.0	20	1
12/9	at N.Y. Giants	5	56	11.2	27	0	12/8	Carolina	6	58	9.7	22	2
12/16	Tampa Bay	5	69	13.8	24	0	12/15	at St. Louis	2	25	12.5	13	0
12/23	at Dallas	7	88	12.6	26	0	12/22	at Carolina	5	73	14.6	46	1
12/30	Carolina	9	115	12.8	27	1	12/29	Tampa Bay	5	71	14.2	33	1
TOTALS (15/9)		85	982	11.6	46	9	TOTALS (16/12)		86	1215	14.1	56t	16
							1/4	at Philadelphia	3	44	14.7	21	0
							1/8	at Seattle	1	8	8.0	8	0
							PLAYOFF TOTALS (2/1)	4	52	13.0	21	0	

2014	Opponent	No	Yds	Avg	LG	TD	2015	Opponent	No	Yds	Avg	LG	TD
9/7	at Atlanta	8	82	10.3	17	0	9/13	at St. Louis	6	51	8.5	19	1
9/14	at Cleveland	10	118	11.8	23	2	9/20	at Green Bay	1	11	11.0	11	0
9/21	Minnesota	6	54	9.0	15	0	9/27	Chicago	7	83	11.9	30t	1
9/28	at Dallas	8	86	10.8	17	1	10/5	Detroit	4	29	7.3	13	0
10/5	Tampa Bay	2	36	18.0	23	0	10/11	at Cincinnati	3	30	10.0	22	0
10/19	at Detroit	0	0	0.0	0	0	10/18	Carolina	8	140	17.5	45	0
10/26	Green Bay	5	59	11.8	22t	1	10/22	at San Francisco	2	31	15.5	23	0
10/30	at Carolina	7	83	11.9	27	1	11/1	at Dallas	7	75	10.7	19	0
11/9	San Francisco	10	76	7.6	15	2	11/15	Arizona	3	41	13.7	30	0
11/16	Cincinnati	3	29	9.7	13	0	11/22	San Francisco	3	39	13.0	20	0
11/24	Baltimore	6	47	7.8	11	2	11/29	Pittsburgh	4	75	18.8	36	0
11/30	at Pittsburgh	0	0	0.0	0	0	TOTALS (11/11)		48	605	12.6	45	2
12/7	Carolina	3	25	8.3	10	0							
12/15	at Chicago	5	87	17.4	29	0							
12/21	Atlanta	6	53	8.8	15	1							
12/28	at Tampa Bay	6	54	9.0	14	0							
TOTALS (16/13)		85	889	10.5	29	10							



4

STEVEN HAUSCHKA

KICKER

Height 6-4
 Weight 210
 College North Carolina St.
 Seasons NFL 9th, Seahawks 6th
 Born June 29, 1985
 Hometown Needham, Mass.
 Pronunciation howsh-kuh

HAUSCHKA'S NFL RECORD

KICKING											
Club	G	PAT-Att	FG-Att	1-19	20-29	30-39	40-49	50+	FG%	LG	Pts
2008 Baltimore	8/0	0-0	1-2	0-0	0-0	0-0	0-0	1-2	50.0	54	3
2009 Baltimore	9/0	27-28	9-13	0-0	1-1	5-7	3-5	0-0	69.2	44	54
2010 Denver	4/0	10-10	6-7	0-0	1-1	3-3	2-3	0-0	85.7	49	28
2011 Seattle	16/0	34-34	25-30	2-2	5-6	9-10	7-8	2-4	83.3	52	109
2012 Seattle	16/0	46-48	24-27	1-1	7-7	10-10	5-5	1-4	88.9	52	118
2013 Seattle	16/0	44-44	33-35	0-0	10-11	9-9	11-12	3-3	94.3	53	143
2014 Seattle	16/0	41-41	31-37	0-0	10-10	10-10	9-13	2-4	83.8	58	134
2015 Seattle	16/0	40-44	29-31	0-0	9-9	7-7	7-9	6-6	93.5	54	127
2016 Seattle	16/0	29-35	33-37	0-0	11-13	13-13	8-10	1-1	89.2	53	128
NFL TOTALS	117/0	271-284	191-219	3-3	54-58	66-69	52-65	16-24	87.2	58	844

POSTSEASON											
Club	G	PAT-Att	FG-Att	1-19	20-29	30-39	40-49	50+	FG%	LG	Pts
2008 Baltimore	3/0	Kickoffs Only									
2012 Seattle	1/0	1-1	3-3	0-0	2-2	1-1	0-0	0-0	100.0	32	10
2013 Seattle	3/0	9-9	8-8	0-0	1-1	4-4	3-3	0-0	100.0	49	33
2014 Seattle	3/0	9-9	2-2	0-0	1-1	1-1	0-0	0-0	100.0	37	15
2015 Seattle	2/0	4-4	2-3	0-0	0-0	1-1	1-1	0-1	66.7	46	10
2016 Seattle	1/0	2-3	2-2	0-0	1-1	0-0	1-1	0-0	100.0	43	8
PLAYOFFS	13/0	25-26	17-18	0-0	5-5	7-7	5-5	0-1	94.4	49	76

HAUSCHKA'S SINGLE-GAME HIGHS

Most FGs Att.: 5 vs. Baltimore (11/13/11) **Most PATs Att.:** 7 vs. Arizona (12/9/12)
Most FGs Made: 5 vs. Baltimore (11/13/11) **Most PATs Made:** 7 vs. Arizona (12/9/12)
Longest FG Att.: 61 vs. Atl (10/2/11) and at Det (10/28/12) **Points Scored:** 16, 2 Times, Last vs. Ariz (12/9/12)
Longest FG Made: 58 at Carolina (10/26/14) **Consecutive Games with FG:** 14* (10/9/11 - 9/16/12)
 *Franchise record

ADDITIONAL STATS

Special Team Tackles: 2009 (1), 2011 (1), 2012 (3), 2014 (1), 2015 (1), 2016 (2, FF); **Career:** (9, FF).

HAUSCHKA'S 2016 SEASON

at NYJ (10/2): Connected on both field goals, including a season long 53-yarder. **Atl (10/16):** Connected on two-of-three FGs including the eventual game-winner from 44 yards with 1:57 remaining in the game. **at NE (11/13):** Set the franchise record for most-career FGs made (161) after connecting on a season-high four FGs. **Passed Norm Johnson's career mark of 159 made FGs. at TB (11/27):** Tied his own club record scoring at least one field goal in 14th-straight game. **Car (12/4):** Became the first player in club history to score 100 or more points in six-straight seasons after converting all four PATs and connecting on all four FG attempts. Also set a club record kicking a FG in 15-straight games. **at SF (1/1):** Ended the regular season connecting on all four FG attempts extending his club record to 20 games with at least one field goal made. **Det (1/7):** Became Seattle's all-time postseason scoring leader and leader in field goals made passing Josh Brown in both categories.

2016	Opp	Pts	PAT-Att	FG-FGA	Made
09/11	Miami	6	0-1	2-2	38,39
09/18	at L.A.	3	0-0	1-1	23
09/25	SF	13	4-4	3-3	22,33,33
10/02	at NYJ	9	3-3	2-2	33, 53
10/16	Atl	8	2-3	2-3	42, 44
10/23	at Ariz	6	0-0	2-3	40, 36
10/30	at NO	8	2-2	2-2	44, 21
11/07	Buf	7	4-4	1-1	49
11/13	at NE	13	1-2	4-4	27,31,41,23
11/20	Phi	8	2-3	2-3	21, 35
11/27	atTB	3	0-0	1-1	43
12/04	Car	16	4-4	4-4	23,37,31,28
12/11	at GB	4	1-1	1-1	28
12/15	LA	6	3-3	1-1	48
12/24	Ariz	5	2-3	1-2	27
1/1/17	at SF	13	1-2	4-4	31,32,33,28
TOTALS (16/0)	128	29-35	33-37	Long: 53	
1/7	Det	8	2-3	2-2	43, 27
TOTALS (1/0)	8	2-3	2-2	Long: 43	

HAUSCHKA'S GAME-BY-GAME KICKING

2008	Opp	Pts	PAT-Att	FG-FGA	Made	2009	Opp	Pts	PAT-Att	FG-FGA	Made
9/7	Cin	0	0-0	0-0		9/13	KC	8	5-5	1-2	44
Games 2-7	Practice Squad					9/20	at SD	7	4-4	1-1	33
11/2	at Clev		Inactive			9/27	Cle	10	4-4	2-2	36,33
11/9	at Hou	3	0-0	1-1	54	10/4	at NE	3	3-3	0-0	
11/16	at NYG		Kickoffs Only			10/11	Cin	2	2-2	0-0	
11/23	Phil	0	0-0	0-1		10/19	at Min	7	4-4	1-2	29
Games 12-14	Kickoffs Only					11/1	Den	12	3-3	3-3	43, 35, 31
12/20	at Dal		Inactive			11/9	at Cin	1	1-1	0-1	
12/28	Jac		Kickoffs Only			11/16	at Cle	4	1-2	1-2	44
TOTALS (8/0)	3	0-0	1-2	Long: 54							
1/4	at Mia		Kickoffs Only			1/3/10	atTB		Inactive		
1/10	at Ten		Kickoffs Only			TOTALS (9/0)	54	27-28	9-13	Long: 44	
1/18	at Pit		Kickoffs Only								
PLAYOFFS (3/0)	Kickoffs Only										

HAUSCHKA'S GAME-BY-GAME KICKING CONT.

2010	Opp	Pts	PAT-Att	FG-FGA	Made	2011	Opp	Pts	PAT-Att	FG-FGA	Made
Games 1-12	Not With a Team					9/11	at SF	5	2-2	1-1	39
12/12	at Ari	7	1-1	2-3	32, 30	9/18	at Pit	0	0-0	0-0	
12/19	at Oak	11	2-2	3-3	46, 49, 35	9/25	Ari	7	1-1	2-2	30, 52
12/26	Hou	6	3-3	1-1	27	10/2	Atl	4	4-4	0-1	
1/2/11	SD	4	4-4	0-0		10/9	at NYG	10	4-4	2-2	51, 43
TOTALS (4/0)	28	10-10	6-7	Long: 49		10/23	at Cle	3	0-0	1-1	20
						10/30	Cin	6	0-0	2-2	47, 25
						11/6	at Dal	7	1-1	2-3	45, 32
						11/13	Bal	16	1-1	5-5	22, 38, 39, 35, 30
						11/20	at StL	6	3-3	1-1	19
						11/27	Was	5	2-2	1-2	36
						12/1	Phi	7	4-4	1-1	49
						12/12	StL	12	3-3	3-4	42, 23, 48
						12/18	at Chi	8	5-5	1-1	33
						12/24	SF	5	2-2	1-1	19
						1/1/12	at Ari	8	2-2	2-3	43, 26
TOTALS (16/0)	109	34-34	25-30	Long: 52							

2012	Opp	Pts	PAT-Att	FG-FGA	Made	2013	Opp	Pts	PAT-Att	FG-FGA	Made
9/9	at Ari	10	1-1	3-4	27, 47, 39	9/8	at Car	6	0-0	2-2	27, 40
9/16	Dal	9	3-3	2-2	21, 25	9/15	SF	9	3-3	2-2	30, 37
9/24	GB	2	2-2	0-0		9/22	Jax	9	6-6	1-1	21
9/30	at StL	7	1-1	2-2	31, 30	9/29	at Hou	11	2-2	3-3	48, 39, 45
10/7	at Car	10	1-1	3-3	22, 36, 46	10/6	at Ind	14	2-2	4-5	42, 36, 41, 46
10/14	NE	6	3-3	1-1	34	10/13	Tenn	8	2-2	2-2	31, 29
10/18	at SF	6	0-0	2-3	52, 35	10/17	at Ariz	10	4-4	2-2	51, 42
10/28	at Det	6	3-3	1-2	23	10/28	at StL	2	2-2	0-0	
11/4	Min	6	3-4	1-1	40	11/3	TB	9	3-3	2-2	36, 27
11/11	NYJ	4	4-4	0-0		11/10	at Atl	15	3-3	4-4	39, 43, 44, 53
11/25	at Mia	3	3-3	0-0		11/17	Min	11	5-5	2-2	50, 26
12/2	at Chi	5	2-2	1-1	31	12/2	NO	10	4-4	2-2	26, 20
12/9	Ari	16	7-7	3-3	31, 28, 32	12/8	at SF	5	2-2	1-1	31
12/16	at Buf	14	5-6	3-3	19, 33, 23	12/15	at NYG	11	2-2	3-3	49, 44, 24
12/23	SF	6	6-6	0-0		12/22	Ariz	4	1-1	1-2	27
12/30	StL	8	2-2	2-2	43, 49	12/29	StL	9	3-3	2-2	28, 35
TOTALS (16/0)	118	46-48	24-27	Long: 52		TOTALS (16/0)	143	44-44	33-35	Long: 53	
1/6	at Was	10	1-1	3-3	32, 29, 22	1/11	NO	11	2-2	3-3	38, 49, 26
PLAYOFFS (1/0)	10	1-1	3-3	Long: 32		1/19	SF	11	2-2	3-3	32, 40, 47
						2/2	Den	11	5-5	2-2	31, 33
						PLAYOFFS (3/0)	33	9-9	8-8	Long: 49	

2014	Opp	Pts	PAT-Att	FG-FGA	Made	2015	Opp	Pts	PAT-Att	FG-FGA	Made
09/04	GB	10	4-4	2-2	20, 35	9/13	at StL	11	2-2	3-3	25, 27, 35
09/14	at SD	3	3-3	0-0		9/20	at GB	5	2-2	1-1	54
09/21	Den	8	2-2	2-3	20, 28	9/27	Chi	14	2-2	4-4	31, 21, 45, 48
10/06	at Wash	9	3-3	2-2	40, 43	10/5	Det	7	1-1	2-2	51, 52
10/12	Dal	11	2-2	3-3	33, 33, 48	10/11	at Cin	6	3-3	1-1	24
10/19	at StL	8	2-2	2-2	24, 35	10/18	Car	11	2-2	3-3	30, 50, 43
10/26	at Car	7	1-1	2-2	58, 29	10/22	at SF	8	2-2	2-2	49, 46
11/02	Oak	12	3-3	3-4	34, 30, 40	11/1	at Dal	7	1-1	2-3	24, 26
11/09	NYG	8	5-5	1-1	28	11/15	Ariz	8	2-2	2-2	31, 46
11/16	at KC	8	2-2	2-2	24, 27	11/22	SF	5	2-4	1-1	33
11/23	AZ	13	1-1	4-5	27, 32, 52, 40	11/29	Pitt	3	3-4	0-0	
11/27	at SF	13	1-1	4-4	21, 36, 35, 46	12/6	at Min	8	5-5	1-1	23
12/07	at Phi	6	3-3	1-1	44	12/13	at Balt	5	5-5	0-0	
12/14	SF	5	2-2	1-1	38	12/20	Clev	12	3-3	3-3	49, 27, 30
12/21	at AZ	5	5-5	0-3		12/27	StL	5	2-2	1-1	26
12/28	StL	8	2-2	2-2	42, 45	1/3	at Ariz	12	3-4	3-4	33, 52, 52
TOTALS (16/0)	134	41-41	31-37	Long: 58		TOTALS (16/0)	127	40-44	29-31	Long: 54	
1/10	Car	7	4-4	1-1	37	1/10	at Min	4	1-1	1-1	46
1/18	GB	2	2-2	0-0		1/17	at Car	6	3-3	1-2	36
2/1	NE	6	3-3	1-1	27	PLAYOFFS (2/0)	10	4-4	2-3	Long: 46	
TOTALS (3/0)	15	9-9	2-2	Long: 37							



17

DEVIN HESTER

WIDE RECEIVER

Height	5-11
Weight	190
College	Miami
Seasons	NFL 11th, Seahawks 1st
Born	Novmber 4, 1982
Hometown	Riviera Beach, Fla.

HESTER'S NFL RECORD

Receiving							
Year	Club	G/S	No	Yds	Avg	LG	TD
2006	Chicago	16/0	0	0	0.0	0	0
2007	Chicago	16/0	20	299	15.0	81t	2
2008	Chicago	15/8	51	665	13.0	65t	3
2009	Chicago	13/12	57	757	13.3	48	3
2010	Chicago	16/13	40	475	11.9	39	4
2011	Chicago	16/8	26	369	14.2	53	1
2012	Chicago	15/5	23	242	10.5	39	1
2013	Chicago	16/0	0	0	0.0	0	0
2014	Atlanta	16/1	38	504	13.3	46	2
2015	Atlanta	5/0	0	0	0.0	0	0
2016	Baltimore	12/0	0	0	0.0	0	0
NFL TOTALS	156/47		255	3,311	13.0	81t	16

-----Kickoff Returns-----												-----Punt Returns-----				
Year	Club	G/S	No	Yds	Avg	LG	TD	No	Yds	Avg	LG	TD				
2006	Chicago	16/0	20	528	26.4	96t	2	47	600	12.8	84t	3				
2007	Chicago	16/0	43	934	21.7	97t	2	42	651	15.5	89t	4				
2008	Chicago	15/8	31	679	21.9	51	0	32	198	6.2	25	0				
2009	Chicago	13/12	7	156	22.3	44	0	24	187	7.8	33	0				
2010	Chicago	16/13	12	427	35.6	79	0	33	564	17.1	89t	3				
2011	Chicago	16/8	33	723	21.9	98t	1	28	454	16.2	82t	2				
2012	Chicago	15/5	24	621	25.9	40	0	40	331	8.3	44	0				
2013	Chicago	16/0	52	1,436	27.6	80	0	18	256	14.2	81t	1				
2014	Atlanta	16/1	45	1,128	25.1	66	0	18	240	13.3	68	1				
2015	Atlanta	5/0	9	235	26.1	35	0	8	34	4.3	11	0				
2016	Baltimore	12/0	19	466	24.5	60	0	25	180	7.2	28	0				
NFL TOTALS	156/47	295	7,333	24.9	98t	5		315	3,695	11.7	89t	14				

POSTSEASON							
Receiving							
Year	Club	G/S	No	Yds	Avg	LG	TD
2006	Chicago	3/0	0	0	0.0	0	0
2010	Chicago	2/2	2	4	2.0	6	0
2016	Seattle	1/0	0	0	0.0	0	0
NFL TOTALS	6/0		2	4	2.0	6	0

-----Kickoff Returns-----												-----Punt Returns-----				
Year	Club	G/S	No	Yds	Avg	LG	TD	No	Yds	Avg	LG	TD				
2006	Chicago	3/0	7	184	26.3	92t	1	6	32	5.3	14	0				
2010	Chicago	2/2	2	30	15.0	24	0	5	46	9.2	26	0				
2016	Seattle	1/0	1	20	20.0	20	0	1	5	5.0	5	0				
NFL TOTALS	6/0		10	234	23.4	92t	1	12	83	6.9	26	0				

HESTER'S SINGLE-GAME HIGHS

Most Rec.: 8 at Cincinnati (10/25/09)

Most Yards: 101 at Cincinnati (10/25/09)


Most TDs: 1, 16 Times, Last vs. Pittsburgh (12/14/14) **Longest Rec.:** 81t vs. Minnesota (10/14/07)

ADDITIONAL STATS

Rushing: 2007: (7--10, -1.4 avg., long of 5), 2008: (6-61, 10.2 avg., long of 20), 2009: 6--1, -0.2 avg, long of 7), 2010: (7-30, 4.3 avg., long of 11), 2011: (1--6, -6.0 avg. long of -6), 2012: 3-6, 3.0 avg, long of 8), 2014: (6-36, 6.0 avg., long of 20t, 1 TD); Career: (36-116, 3.2 avg., long of 20t, 1 TD).

HESTER'S 2016 SEASON

Began the season signing with Baltimore September 5. Was released December 3. Signed with the Seahawks January 4. **Det (1/7):** Saw action at WR and as the kickoff and punt returner for Seattle.



53

JOEY HUNT

CENTER

Height	6-2
Weight	299
College	TCU
NFL Seasons	Rookie
Born	February 22, 1994
Hometown	El Campo, Texas

HUNT'S NFL RECORD

Year	Team	GP/GS	Postseason
2016	Seattle	9/1	1/0
NFL TOTALS		9/1	1/0

HUNT'S 2016 SEASON

Mia (9/11): Active, but did not play. **at LA (9/18):** Active, but did not play. **SF (9/25):** Active, but did not play. **at NYJ (10/2):** Active, but did not play. **Atl (10/16):** Saw first-career action as a FB in goal line situations. **at Ariz (10/23):** Saw action on kickoff return. **at NO (10/30):** Saw action on two plays during the game's final drive after Justin Britt left with a shoulder injury. **Buf (11/7):** Did not play. **at NE (11/13):** Active, but did not play. **Phi (11/20):** Saw action on special teams. **at TB (11/27):** Made first-career start in place of Britt (ankle). **Car (12/4):** Did not play. **at GB (12/11):** Saw action on special teams. **LA (12/15):** Saw action on special teams. **Ariz (12/24):** Saw action on special teams. **at SF (1/1):** Saw action on special teams. **Det (1/7):** Saw action on special teams.



76

GERMAIN IFEDI
GUARD/TACKLE

Height	6-5
Weight	325
College	Texas A&M
NFL Seasons	Rookie
Born	June 2, 1994
Hometown	Houston, Texas
Pronunciation	Jermaine iff-FED-ee

IFEDI'S NFL RECORD

Year	Team	GP/GS	Postseason
2016	Seattle	13/13	1/1
NFL TOTALS		13/13	1/1

IFEDI'S 2016 SEASON

Mia (9/11): Inactive (ankle). **at LA (9/18):** Inactive (ankle). **SF (9/25):** Inactive (ankle). **at NYJ (10/2):** Returned to action and made first-career start. **Atl (10/16):** Started at RG. **at Ariz (10/23):** Started at RG. **at NO (10/30):** Started at RG. **Buf (11/7):** Started at RG. **at NE (11/13):** Started at RG. **Phi (11/20):** Started at RG. **at TB (11/27):** Started at RG. **Car (12/4):** Started at RG and helped lead team to season highs in total yards - 534, and rushing yards - 240. **at GB (12/11):** Started at RG. **at GB (12/11):** Started at RG. **Ariz (12/24):** Started at RG. **at SF (1/1):** Started at RG. **Det (1/7):** Started at RG and helped lead Thomas Rawls to a club postseason record 161 rushing yards.



99

QUINTON JEFFERSON
DEFENSIVE TACKLE

Height	6-4
Weight	291
College	Maryland
NFL Seasons	Rookie
Born	March 31, 1993
Hometown	Pittsburgh, Pa.

JEFFERSON'S 2016 SEASON

Placed on injured reserve (knee) October 25. **Mia (9/11):** Saw action in first-career game in D-line rotation. **SF (9/25):** Inactive. **at NYJ (10/2):** Saw limited action at DT. **Atl (10/16):** Inactive (thumb). **at Ariz (10/23):** Inactive after injuring knee during the practice week.

JEFFERSON'S 2016 GAME-BY-GAME

Game	G/S	T	S	A	QB	Yds.	QH	Int.	Yds.	PD	FF	FR	Yds.
Miami (9/11)	1/0	1	0	1	0.0	0.0	0	0	0	0	0	0	0
at L.A. (9/18)	1/0	0	0	0	0.0	0.0	0	0	0	0	0	0	0
SF (9/25)	0/0				Inactive								
at NYJ (10/2)	1/0	0	0	0	0.0	0.0	0	0	0	0	0	0	0
Atl (10/16)	0/0				Inactive (thumb)								
at Ariz (10/23)	0/0				Inactive (knee)								
Totals	3/0	1	0	1	0.0	0.0	0	0	0	0	0	0	0



92

JOHN JENKINS

DEFENSIVE TACKLE

Height	6-4
Weight	343
College	Georgia
Seasons	NFL 4th, Seahawks 1st
Born	July 11, 1989
Hometown	Meriden, Conn.

NFL TRANSACTIONS:

04/26/13: Drafted by New Orleans (3rd round, 82nd)
 12/27/14: Placed on IR (abdomen)
 11/08/16: Waived by New Orleans

NFL CAREER HIGHLIGHTS:

- Started 22 of 49 games with New Orleans from 2013-16.
- Posted a career-high 66 tackles in 2015.
- Totaled a career-best 11 tackles vs. Tennessee on November 8, 2015, which included half of a sack.
- Was placed on injured reserve December 27, 2014, before the season finale with an abdomen injury.

COLLEGE: Started 20 of 37 career games at nose guard in two seasons for the Bulldogs, totaling 78 tackles (36 solo), four sacks and eight stops for loss. Also added one interception, one pass defended, one forced fumble and two fumble recoveries. Started all 13 games played as a senior and finished with 50 tackles,

a sack, fumble recovery and a pass defended. Named team's Defensive Co-MVP and to Phil Steele's All-SEC second team. Received team's Newcomer of the Year Award after appearing in all 14 games at Georgia in 2011. Played two seasons at Mississippi Gulf Coast Community College (2009-10). Also saw some time on offense as a freshman, carrying six times for 41 yards and a TD. As a sophomore, named a four-star player by multiple outlets and the sixth-best junior college player in the nation by Scout.com as he started all 10 games and recorded 41 tackles and 2.0 sacks. Registered 3.0 sacks as a freshman.

PERSONAL: Attended Francis T. Maloney (Meriden, Conn.) High School. Played tackle, defensive end and fullback in short-yardage situations. Named to the All-Central Connecticut South League squad as a senior. Also competed as a forward on the basketball team where, as a junior, helped the Spartans capture the South League title after finishing with a 27-1 record, ranked third in the state's final poll. Majored in child and family development.

JENKINS' NFL RECORD

Club	G/S	Tackles			Sacks		Interceptions									
		Tkl	So	Ast	QB	Yds	No	Yds	Avg	LG	TD	PD	FF	FR	Yds	
2013 New Orleans	16/5	29	15	14	0.0	0.0	0	0	0.0	0	0	0	0	0	0	0
2014 New Orleans	12/4	41	24	17	1.0	6.0	0	0	0.0	0	0	0	0	0	0	0
2015 New Orleans	14/12	66	32	34	0.5	2.5	0	0	0.0	0	0	1	1	1	0	0
2016 New Orleans	7/1	0	0	0	0.0	0.0	0	0	0.0	0	0	0	0	0	0	0
Seattle	2/0	3	0	3	0.0	0.0	0	0	0.0	0	0	0	0	0	0	0
NFL TOTALS	51/22	139	71	68	1.5	8.5	0	0	0.0	0	0	1	1	1	1	0

POSTSEASON

Club	G/S	Tackles			Sacks		Interceptions									
		Tkl	So	Ast	QB	Yds	No	Yds	Avg	LG	TD	PD	FF	FR	Yds	
2013 New Orleans	2/0	7	4	3	1.0	0.0	0	0	0.0	0	0	0	0	0	0	0
2016 Seattle	1/0	1	1	0	0.0	0.0	0	0	0.0	0	0	0	0	0	0	0
NFL TOTALS	3/0	8	5	3	1.0	0.0	0	0	0.0	0	0	0	0	0	0	0

JENKINS' SINGLE-GAME HIGHS

Tackles: 11 vs. Tennessee (11/8/15)
Sacks: 1 at Chicago (12/15/14)
INT: None

FF: 1 at Atlanta (1/3/16)
FR: 1 at Atlanta (1/3/16)

JENKINS' 2016 SEASON

Waived by New Orleans November 8. Signed with the Seahawks November 15. **Phi (11/20):** Saw action in first game after signing with Seattle and assisted on three tackles. **Car (12/4):** Inactive. **at GB (12/11):** Inactive. **LA (12/15):** Inactive. **Ariz (12/24):** Inactive. **at SF (1/1):** Inactive.

JENKINS' 2016 GAME-BY-GAME

Game	G/S	T	S	A	QB	Yds.	QH	Int.	Yds.	PD	FF	FR	Yds.
With New Orleans													
Oak (9/11)	1/0	3	2	1	0.0	0.0	0	0	0	0	0	0	0
TB (9/18)	1/0	2	1	1	0.0	0.0	0	0	0	0	0	0	0
Atl (9/26)	1/1	1	0	1	0.0	0.0	0	0	0	0	0	0	0
at SD (10/2)	1/0	0	0	0	0.0	0.0	0	0	0	0	0	0	0
Car (10/16)	1/0	3	2	1	0.0	0.0	0	0	0	0	0	0	0
at KC (10/23)	1/0	2	2	0	0.0	0.0	0	0	0	0	0	0	0
Sea (10/30)	1/0	1	1	0	0.0	0.0	0	0	0	0	0	0	0
at SF (11/6)													
With Seattle													
Phi (11/20)	1/0	3	0	3	0.0	0.0	0	0	0	0	0	0	0
at TB (11/27)	1/0	0	0	0	0.0	0.0	0	0	0	0	0	0	0
Car (12/4)													
at GB (12/11)													
L.A. (12/15)													
Ariz (12/24)													
at SF (1/1/17)													
NFL Totals	9/1	15	8	7	0.0	0.0	0	0	0	0	0	0	0
Seattle Totals	2/0	3	0	3	0.0	0.0	0	0	0	0	0	0	0
Det (1/7)	1/0	1	1	0	0.0	0.0	0	0	0	0	0	0	0
Totals	1/0	1	1	0	0.0	0.0	0	0	0	0	0	0	0



32

JERON JOHNSON

SAFETY

Height	5-10
Weight	212
College	Boise State
Seasons	NFL 6th, Seahawks 5th
Born	June 12, 1988
Hometown	Compton, Calif.

NFL TRANSACTIONS:

07/26/11: Signed with Seattle as undrafted FA
 03/16/15: Signed with Washington as UFA
 03/07/16: Released by Washington
 08/06/16: Signed with Kansas City as UFA
 09/03/16: Released by Kansas City
 12/07/16: Signed with Seattle as UFA

NFL CAREER HIGHLIGHTS:

- Has played in 62 career games with three starts with Seattle and Washington.
- Part of Seahawks teams that won Super Bowl XLVIII and appeared in Super Bowl XLIX.
- Played in 15 regular season games in 2014 and one postseason game for eventual NFC Champions. Notched 11 tackles (eight solo), a pass defended and a fumble recovery in the regular season. Made first-career start vs. N.Y. Giants (11/9), collecting a team-high eight total tackles and a pass defended.
- Played in seven games in 2013 due to hamstring issues for the eventual Super Bowl XLVIII

champions. Placed on injured reserve December 11.

COLLEGE: Played collegiately at Boise State from 2007-10, starting 44 games for the Broncos and leading the team in tackles in each of his final three seasons. Earned all-conference honors three consecutive years. Named first-team All-WAC in 2010 after recording 82 total tackles (45 solo) as a senior. Named second-team All-WAC in 2008 and 2009. Finished career ranked 12th in career tackles (318) at Boise State. Redshirted in 2006.

PERSONAL: Attended Dominguez H.S. in Compton, Calif., where he was a four-year letterman and was named San Gabriel Valley League defensive MVP as both a junior and senior. Named to the Press Telegram Dream Team. Earned First-Team All-CIF honors. Finished senior season with 148 tackles, five sacks, two interceptions, five forced fumbles, three fumble recoveries, one defensive touchdown and a punt return for a touchdown. Majored in communications.

JOHNSON'S NFL RECORD

Club	G/S	Tackles			Sacks		Interceptions									
		Tkl	So	Ast	QB	Yds	No	Yds	Avg	LG	TD	PD	FF	FR	Yds	
2011 Seattle	7/0	2	1	1	0.0	0.0	0	0	0.0	0	0	0	0	0	0	0
2012 Seattle	16/0	4	3	1	2.0	3.0	0	0	0.0	0	0	0	0	1	0	0
2013 Seattle	7/0	2	2	0	0.0	0.0	0	0	0.0	0	0	0	0	0	0	0
2014 Seattle	15/1	11	8	3	0.0	0.0	0	0	0.0	0	0	1	0	1	0	0
2015 Washington	14/2	12	8	4	0.0	0.0	0	0	0.0	0	0	0	0	0	0	0
2016 Seattle	4/0	3	0	3	0.0	0.0	0	0	0.0	0	0	0	0	0	0	0
NFL TOTALS	63/3	34	22	12	2.0	3.0	0	0	0.0	0	0	1	1	1	1	0

Club	G/S	Tackles			Sacks		Interceptions									
		Tkl	So	Ast	QB	Yds	No	Yds	Avg	LG	TD	PD	FF	FR	Yds	
2012 Seattle	2/0	0	0	0	0.0	0.0	0	0	0.0	0	0	0	0	0	0	0
2014 Seattle	1/0	0	0	0	0.0	0.0	0	0	0.0	0	0	0	0	0	0	0
2015 Washington	1/0	0	0	0	0.0	0.0	0	0	0.0	0	0	0	0	0	0	0
2016 Seattle	1/0	0	0	0	0.0	0.0	0	0	0.0	0	0	0	0	0	0	0
NFL TOTALS	5/0	0	0	0	0.0	0.0	0	0	0.0	0	0	0	0	0	0	0

JOHNSON'S SINGLE-GAME HIGHS

Tackles: 8 vs. NY Giants (11/9/14) **FF:** 1 vs. Arizona (12/9/12)
Sacks: 1, 2 Times, Last vs. Arizona (12/9/12) **FR:** 1 at Kansas City (11/16/14)
INT: None

ADDITIONAL STATS

Special Teams Tackles: 2011 (4); 2012 (8); 2013 (4); 2014 (8); 2016 (2); **Career: 26.**
Postseason Special Teams Tackles: 2016 (3); **Career: 3.**

JOHNSON'S 2016 SEASON

Signed with Seattle on December 7. **at GB (12/11):** Saw action on special teams in first game after signing with Seattle. **LA (12/15):** Saw limited action at safety. **Ariz (12/24):** Saw limited action at safety.

JOHNSON'S 2016 GAME-BY-GAME

Game	G/S	T	S	A	QB	Yds.	QH	Int.	Yds.	PD	FF	FR	Yds.
at GB (12/11)	1/0	0	0	0	0.0	0.0	0	0	0	0	0	0	0
L.A. (12/15)	1/0	1	0	1	0.0	0.0	0	0	0	0	0	0	0
Ariz (12/24)	1/0	2	0	2	0.0	0.0	0	0	0	0	0	0	0
at SF (1/1/17)	1/0	Special Teams Only											
Totals	4/0	3	0	3	0.0	0.0	0	0	0	0	0	0	0
at SF (1/1/17)	1/0	Special Teams Only											
Totals	4/0	3	0	3	0.0	0.0	0	0	0	0	0	0	0
Det (1/7)	1/0	Special Teams Only											
Totals	1/0	0	0	0	0.0	0.0	0	0	0	0	0	0	0



15

JERMAINE KEARSE

WIDE RECEIVER

Height 6-1
Weight 209
College Washington
Seasons NFL 5th, Seahawks 5th
Born February 6, 1990
Hometown Lakewood, Wash.

KEARSE'S NFL RECORD

Year	Club	G/S	No	Yds	Avg	LG	TD
2012	Seattle	7/1	3	31	10.3	17	0
2013	Seattle	15/5	22	346	15.7	43t	4
2014	Seattle	15/14	38	537	14.1	60	1
2015	Seattle	16/16	49	685	14.0	50	5
2016	Seattle	16/15	41	511	12.5	36	1
NFL TOTALS		69/51	153	2,110	13.8	60	11

POSTSEASON							
Year	Club	G/S	No	Yds	Avg	LG	TD
2012	Seattle	2/0	0	0	0.0	0	0
2013	Seattle	3/1	7	134	19.1	35t	2
2014	Seattle	3/3	7	209	29.9	63t	2
2015	Seattle	2/2	14	128	9.1	17	2
2016	Seattle	1/1	2	14	7.0	8	0
NFL TOTALS		11/7	30	493	16.4	63t	6

KEARSE'S SINGLE-GAME HIGHS

Most Rec.: 8, at St. Louis (9/13/15) **Most Yards:** 110 vs. Cleveland (12/20/15)
Most TDs: 2 vs. Pittsburgh (11/29/15) **Longest Reception:** 60, vs. N.Y. Giants (11/9/14)

ADDITIONAL STATS

Rushing: 2014 (2 attempts for 15 yards, long of 11); **Career** (2 attempts for 15 yards, long of 11).
Special Teams Tackles: 2012 (3), 2013 (5, blocked punt), 2014 (2, FF), 2015 (3); **Career** (13, FF, blocked punt).
Kickoff Returns: 2013 (13 returns for 283 yards, 21.8 avg., long of 40)
Postseason Special Teams Tackles: 2012 (1); **Career** (1).

KEARSE'S 2016 SEASON

at LA (9/18): Did not start when team opened in 3-TE set. at NO (10/30): Tied for team lead with four receptions and totaled 57 yards. Ariz (12/24): Had first receiving TD of the season. at SF (1/1): Had two catches for 45 yards, including a season-long 36-yard reception.

GAME-BY-GAME RECEIVING

2012	Opponent	No	Yds	Avg	LG	TD	2013	Opponent	No	Yds	Avg	LG	TD	
Games 1-8		Practice Squad												
11/4	Min	1	6	6.0	6	0	9/8	at Carolina	2	49	24.5	43t	1	
11/11	NYJ	0	0	0.0	0	0	9/15	San Francisco	0	0	0.0	0	0	
11/25	at Mia	1	8	8.0	8	0	9/22	Jacksonville	1	17	17.0	17	0	
12/2	at Chi	Inactive												
12/9	Ari	0	0	0.0	0	0	9/29	at Houston	0	0	0.0	0	0	
12/16	at Buf	0	0	0.0	0	0	10/6	at Indianapolis	1	28	28.0	28t	1	
12/23	SF	1	17	17.0	17	0	10/13	Tennessee	3	17	5.7	11	0	
12/30	Ari	0	0	0.0	0	0	10/17	at Arizona	1	17	17.0	17	0	
TOTALS (7/1)		3	31	10.3	17	0	10/28	at St. Louis	0	0	0.0	0	0	
1/6	at Was	0	0	0.0	0	0	11/3	Tampa Bay	2	43	21.5	27	1	
1/13	at Atl	0	0	0.0	0	0	11/10	at Atlanta	3	75	25.0	43t	1	
PLAYOFFS (2/0)		0	0	0	0	0	11/17	Minnesota	0	0	0.0	0	0	
								12/2	New Orleans	2	26	13.0	19	0
								12/8	at San Francisco	2	15	7.5	9	0
								12/15	at N.Y. Giants	2	21	10.5	13	0
								12/22	Arizona	3	38	12.7	18	0
								12/29	St. Louis	Did Not Play (ankle)				
TOTALS (15/5)		22	346	15.7	43t	4								
1/11	New Orleans	1	25	25.0	25	0								
1/19	San Francisco	2	44	22.0	35t	1								
2/2	Denver	4	65	16.3	24	1								
PLAYOFFS (3/1)		7	134	19.1	35t	2								

2014	Opponent	No	Yds	Avg	LG	TD	2015	Opponent	No	Yds	Avg	LG	TD
9/04	Green Bay	1	8	8.0	8	0	9/13	at St. Louis	8	76	9.5	23	0
9/14	at San Diego	4	61	15.3	30	0	9/20	at Green Bay	0	0	0.0	0	0
9/21	Denver	2	22	11.0	12	0	9/27	Chicago	6	76	12.7	22	0
10/06	at Washington	1	15	15.0	15t	1	10/5	Detroit	2	84	42.0	50	0
10/12	Dallas	3	62	20.7	53	0	10/11	at Cincinnati	2	38	19.0	30t	1
10/19	at St. Louis	3	50	16.7	29	0	10/18	Carolina	0	0	0.0	0	0
10/26	at Carolina	2	15	7.5	12	0	10/22	at San Francisco	3	64	21.3	36	0
11/02	Oakland	1	4	4.0	4	0	11/1	at Dallas	0	0	0.0	0	0
11/09	N.Y. Giants	3	70	23.3	60	0	11/15	Arizona	1	10	10.0	10	0
11/16	at Kansas City	5	54	10.8	24	0	11/22	San Francisco	3	34	11.3	18	0
11/23	Arizona	1	19	19.0	19	0	11/29	Pittsburgh	4	47	11.8	22	2
11/27	at San Francisco	3	34	11.3	17	0	12/6	at Minnesota	0	0	0.0	0	0
12/07	at Philadelphia	3	37	12.3	20	0	12/13	at Baltimore	7	74	10.6	20	0
12/14	San Francisco	5	78	15.6	47	0	12/20	Cleveland	7	110	15.7	39	0
12/21	at Arizona	1	8	8.0	8	0	12/27	St. Louis	3	38	12.7	18t	1
12/28	St. Louis	Inactive (hamstring)											
TOTALS (15/14)		38	537	14.1	60	1	TOTALS (16/16)		49	685	14.0	50	5
1/10	Carolina	3	129	43.0	63t	1	1/10	at Minnesota	3	18	6.0	8	0
1/18	Green Bay	1	35	35.0	35t	1	1/17	at Carolina	11	110	10.0	17	2
2/1	New England	3	45	15.0	33	0							
PLAYOFFS (3/3)		7	209	29.9	63t	2	PLAYOFF TOTALS (2/2) 14 128 9.1 17 2						

2016	Opponent	No	Yds	Avg	LG	TD
9/11	Miami	5	57	11.4	24	0
9/18	at L.A.	2	11	5.5	9	0
9/25	San Francisco	2	11	5.5	9	0
10/2	at N.Y. Jets	3	23	7.7	10	0
10/16	Atlanta	3	35	11.7	16	0
10/23	at Arizona	3	51	17.0	31	0
10/30	at New Orleans	4	57	14.3	23	0
11/7	Buffalo	2	36	18.0	20	0
11/13	at New England	2	26	13.0	20	0
11/20	Philadelphia	2	29	14.5	17	0
11/27	at Tampa Bay	1	18	18.0	18	0
12/4	Carolina	5	68	13.6	31	0
12/11	at Green Bay	1	7	7.0	7	0
12/15	Los Angeles	0	0	0.0	0	0
12/24	Arizona	4	37	9.3	16	1
1/1/17	at San Francisco	2	45	22.5	36	0
TOTALS (16/15)		41	511	12.5	36	1
1/7	Detroit	2	14	7.0	8	0
TOTALS (1/1)		2	14	7.0	8	0



20

JEREMY LANE

CORNERBACK

Height 6-0
Weight 190
College Northwestern St. (La.)
Seasons NFL 5th, Seahawks 5th
Born July 14, 1990
Hometown Tyler, Texas

LANE'S NFL RECORD

Club	G/S	Tackles			Sacks		Interceptions									
		Tkl	So	Ast	QB	Yds	No	Yds	Avg	LG	TD	PD	FF	FR	Yds	
2012 Seattle	13/3	10	5	5	0.0	0.0	0	0	0.0	0	0	0	0	0	0	0
2013 Seattle	15/0	12	9	3	0.0	0.0	0	0	0.0	0	0	4	0	0	0	
2014 Seattle	7/1	12	8	4	0.0	0.0	0	0	0.0	0	0	3	1	0	0	
2015 Seattle	6/2	11	10	1	0.0	0.0	2	60	30.0	54	0	6	0	0	0	
2016 Seattle	16/9	46	33	13	0.0	0.0	0	0	0.0	0	0	3	0	0	0	
NFL TOTALS	57/16	91	65	26	0.0	0.0	2	60	30.0	54	0	16	1	0	0	

POSTSEASON

Club	G/S	Tackles			Sacks		Interceptions								
		Tkl	So	Ast	QB	Yds	No	Yds	Avg	LG	TD	PD	FF	FR	Yds
2012 Seattle	2/0	Special Teams Only													
2013 Seattle	3/0	1	1	0	0.0	0.0	0	0	0.0	0	0	0	0	0	0
2014 Seattle	3/0	7	5	2	0.0	0.0	1	14	14.0	14	0	1	0	0	0
2015 Seattle	2/1	4	2	2	0.0	0.0	0	0	0.0	0	0	1	0	0	0
2016 Seattle	1/1	2	0	2	0.0	0.0	0	0	0.0	0	0	0	0	0	0
NFL TOTALS	11/2	14	8	6	0.0	0.0	1	14	14.0	14	0	2	0	0	0

LANE'S SINGLE-GAME HIGHS

Tackles: 7 at Arizona (10/23/16) **FF:** 1 vs. Arizona (11/23/14)
Sacks: None **FR:** None
Int.: 1, 2 Times, Last at Arizona (1/3/16)

ADDITIONAL STATS

Special Teams Tackles: 2012 (5), 2013 (13), 2014 (1), 2015 (1), 2016 (3); **Career:** (23).
Postseason Special Teams Tackles: 2012 (2), 2013 (3), 2014 (3), 2015 (0); **Career:** (8).

LANE'S 2016 SEASON

at Ariz (10/23): Set a career high with seven tackles (6 solo). **at NE (11/13):** Started when team opened in nickel. **Phi (11/20):** Filled in for DeShawn Shead after he left the game in the first half with a hamstring injury. **at TB (11/27):** Started in place of DeShawn Shead (hamstring).

LANE'S 2016 GAME-BY-GAME

Game	G/S	T	S	A	QB	Yds.	QH	Int.	Yds.	PD	FF	FR	Yds.
Miami (9/11)	1/1	3	2	1	0.0	0.0	0	0	0	1	0	0	0
at L.A. (9/18)	1/0	1	1	0	0.0	0.0	0	0	0	0	0	0	0
SF (9/25)	1/1	4	3	1	0.0	0.0	0	0	0	0	0	0	0
at NYJ (10/2)	1/1	4	3	1	0.0	0.0	0	0	0	0	0	0	0
Atl (10/16)	1/1	2	1	1	0.0	0.0	0	0	0	0	0	0	0
at Ariz (10/23)	1/0	7	6	1	0.0	0.0	0	0	0	1	0	0	0
at NO (10/30)	1/0	2	2	0	0.0	0.0	0	0	0	0	0	0	0
Buf (11/7)	1/0	3	2	1	0.0	0.0	0	0	0	0	0	0	0
at NE (11/13)	1/1	0	0	0	0.0	0.0	0	0	0	0	0	0	0
Phi (11/20)	1/0	6	5	1	0.0	0.0	0	0	0	0	0	0	0
at TB (11/27)	1/1	3	2	1	0.0	0.0	0	0	0	0	0	0	0
Car (12/4)	1/0	1	0	1	0.0	0.0	0	0	0	0	0	0	0
at GB (12/11)	1/1	2	1	1	0.0	0.0	0	0	0	0	0	0	0
L.A. (12/15)	1/1	4	2	2	0.0	0.0	0	0	0	0	0	0	0
Ariz (12/24)	1/1	2	1	1	0.0	0.0	0	0	0	0	0	0	0
at SF (1/1/17)	1/0	2	2	0	0.0	0.0	0	0	0	1	0	0	0
Totals	16/9	46	33	13	0.0	0.0	0	0	0	3	0	0	0
Det (1/7)	1/1	2	0	2	0.0	0.0	0	0	0	0	0	0	0
Totals	1/1	2	0	2	0.0	0.0	0	0	0	0	0	0	0



16

TYLER LOCKETT

WIDE RECEIVER

Height 5-10
Weight 182
College Kansas State
Seasons NFL 2nd, Seahawks 2nd
Born September 28, 1992
Hometown Tulsa, Okla.

LOCKETT'S NFL RECORD

Year	Club	G/S	No	Yds	Avg	LG	TD
2015	Seattle	16/8	51	664	13.0	49t	6
2016	Seattle	15/9	41	597	14.6	57t	1
NFL TOTALS		31/17	92	1,261	13.7	57t	7

Year	Club	G/S	-----Kickoff Returns-----				-----Punt Returns-----					
			No	Yds	Avg	LG	TD	No	Yds	Avg	LG	TD
2015	Seattle	16/8	33	852	25.8	105t	1	40	379	9.5	66	1
2016	Seattle	15/9	23	606	26.3	46	0	29	243	8.4	62	0
NFL TOTALS		31/17	56	1,458	26.0	105t	1	69	622	9.0	66	1

POSTSEASON

Year	Club	G/S	No	Yds	Avg	LG	TD
2015	Seattle	2/0	4	110	27.5	35	1
NFL TOTALS		2/0	4	110	27.5	35	1

Year	Club	G/S	-----Kickoff Returns-----				-----Punt Returns-----					
			No	Yds	Avg	LG	TD	No	Yds	Avg	LG	TD
2015	Seattle	2/0	4	104	26.0	50	0	4	18	4.5	8	0
NFL TOTALS		2/0	4	104	26.0	50	0	4	18	4.5	8	0

LOCKETT'S SINGLE-GAME HIGHS

Most Rec.: 7, 2 Times, Last vs. L.A. Rams (12/15/16) **Most Yards:** 130 vs. L.A. Rams (12/15/16)
Most TDs: 2, 2 Times, Last at Baltimore (12/13/15) **Longest Rec.:** 57t vs. L.A. Rams (12/15/16)

ADDITIONAL STATS

Rushing: 2015: (Rushed 5 times for 20 yards, 4.0 avg., with a long of 8.), 2016: (Rushed 6 times for 114 yards, 19.0 avg, with a long of 75 and 1 TD); Career: (Rushed 11 times for 134 yards, 12.2 avg, with a long of 75 and 1 TD).

LOCKETT'S 2016 SEASON

Placed on injured reserve (leg) on December 27. **at LA (9/18):** Led team with four receptions and 99 yards. Left the game in the second quarter with a knee injury, but returned in the fourth quarter and had a career-long 53-yard reception. **Car (12/4):** Had a career-long 75 yard rush resulting in first-career rushing TD on the first play of the second half. Also had a season-best five receptions for 63 yards with a long of 40. Had a season-long 46-yard kickoff return that set up a Thomas Rawls TD run two plays later. **LA (12/15):** Tied a career high with seven receptions and set a career mark with 130 receiving yards. Had a career-long 57-yard TD reception. **Ariz (12/24):** Started at WR, but suffered a broken leg toward the end of the first half on a 28-yard reception at the 1-yard line.

GAME-BY-GAME RECEIVING

2015	Opponent	No	Yds	Avg	LG	TD	2016	Opponent	No	Yds	Avg	LG	TD
9/13	at St. Louis	4	34	8.5	12	0	9/11	Miami	3	17	5.7	6	0
9/20	at Green Bay	2	17	8.5	17	0	9/18	at L.A. Rams	4	99	24.8	53	0
9/27	Chicago	0	0	0.0	0	0	9/25	San Francisco	0	0	0.0	0	0
10/5	Detroit	4	58	14.5	23	0	10/2	at N.Y. Jets	1	13	13.0	13	0
10/11	at Cincinnati	2	29	14.5	22	0	10/16	Atlanta	3	23	7.7	10	0
10/18	Carolina	0	0	0.0	0	0	10/23	at Arizona	2	13	6.5	8	0
10/22	at San Francisco	5	79	15.8	43t	1	10/30	at New Orleans	4	32	8.0	10	0
11/1	at Dallas	3	36	12.0	16	0	11/7	Buffalo	1	17	17.0	17	0
11/15	Arizona	1	7	7.0	7	0	11/13	at New England	3	72	24.0	36	0
11/22	San Francisco	4	48	12.0	24t	2	11/20	Philadelphia	2	39	19.5	30	0
11/29	Pittsburgh	3	38	12.7	16	0	11/27	at Tampa Bay	0	0	0.0	0	0
12/6	at Minnesota	7	90	12.9	29	0	12/4	Carolina	5	63	12.6	40	0
12/13	at Baltimore	6	104	17.3	49t	2	12/11	at Green Bay	4	41	10.3	15	0
12/20	Cleveland	5	55	11.0	27t	1	12/15	L.A. Rams	7	130	18.6	57t	1
12/27	St. Louis	3	33	11.0	16	0	12/24	Arizona	2	38	19.0	28	0
1/3	at Arizona	2	36	18.0	36	0	TOTALS (15/9)		41	597	14.6	57t	1
TOTALS (16/8)		51	664	13.0	49t	6	1/10	at Minnesota	1	35	35.0	35	0
							1/17	at Carolina	3	75	25.0	33t	1
PLAYOFF TOTALS (2/0)		4	110	27.5	35	1							



33

KELCIE McCRAY

SAFETY

Height 6-2
 Weight 202
 College Arkansas State
 Seasons NFL 5th, Seahawks 2nd
 Born September 21, 1988
 Hometown Columbus, Ga.

McCRAY'S NFL RECORD

Club	G/S	Tackles			Sacks		Interceptions									
		Tkl	So	Ast	QB	Yds	No	Yds	Avg	LG	TD	PD	FF	FR	Yds	
2012 Miami																
Injured Reserve																
2013 Miami	4/0	0	0	0	0.0	0.0	0	0	0.0	0	0	0	0	0	0	0
Tampa Bay	11/0	7	3	4	0.0	0.0	0	0	0.0	0	0	1	0	1	0	0
2014 Kansas City	16/0	3	2	1	0.0	0.0	0	0	0.0	0	0	0	0	0	0	0
2015 Seattle	16/3	25	16	9	0.0	0.0	0	0	0.0	0	0	2	0	0	0	0
2016 Seattle	16/4	32	20	12	0.0	0.0	0	0	0.0	0	0	1	0	0	0	0
NFL TOTALS	63/7	67	41	26	0.0	0.0	0	0	0.0	0	0	4	0	1	0	0

POSTSEASON																
Club	G/S	Tackles			Sacks		Interceptions									
		Tkl	So	Ast	QB	Yds	No	Yds	Avg	LG	TD	PD	FF	FR	Yds	
2015 Seattle	2/1	0	0	0	0.0	0.0	0	0	0.0	0	0	0	0	0	0	0
2016 Seattle	1/0	0	0	0	0.0	0.0	0	0	0.0	0	0	0	0	0	0	0
NFL TOTALS	3/1	0	0	0	0.0	0.0	0	0	0.0	0	0	0	0	0	0	0

McCRAY'S SINGLE-GAME HIGHS

Tackles: 13 vs. Buffalo (11/7/16) FF: None
 Sacks: None FR: 1 at Detroit (11/24/13)
 Int.: None

ADDITIONAL STATS

Special Teams Tackles: 2013 (5); 2014 (8); 2015 (12), 2016 (4); Career: (29).
 Postseason: 2015 (1); Career: (1).

McCRAY'S 2016 SEASON

Atl (10/16): Started at SS in place of Kam Chancellor (groin) and had three tackles. **at Ariz (10/23):** Started at SS and had season high six tackles (5 solo), including a game-saving tackle in OT at the Seahawks 5-yard line. **at NO (10/30):** Started third-straight game and tied a career high with 10 tackles (6 solo). **Buf (11/7):** Set career high with 13 tackles (8 solo). **Phi (11/20):** Saw action for one play at SS and on special teams. **Det (1/7):** Saw four snaps at safety for Steven Terrell (Terrell later returned).

McCRAY'S 2016 GAME-BY-GAME

Game	G/S	T	S	A	QB	Yds.	QH	Int.	Yds.	PD	FF	FR	Yds.
Games 1-4	4/0												
Special Teams Only													
Atl (10/16)	1/1	3	1	2	0.0	0.0	0	0	0	0	0	0	0
at Ariz (10/23)	1/1	6	5	1	0.0	0.0	0	0	0	0	0	0	0
at NO (10/30)	1/1	10	6	4	0.0	0.0	0	0	0	0	0	0	0
Buf (11/7)	1/1	13	8	5	0.0	0.0	0	0	0	1	0	0	0
at NE (11/13)	1/0												
Special Teams Only													
Phi (11/20)	1/0	0	0	0	0.0	0.0	0	0	0	0	0	0	0
at TB (11/27)	1/0												
Special Teams Only													
Car (12/4)	1/0	0	0	0	0.0	0.0	0	0	0	0	0	0	0
at GB (12/11)	1/0												
Special Teams Only													
L.A. (12/15)	1/0	0	0	0	0.0	0.0	0	0	0	0	0	0	0
Ariz (12/24)	1/0	0	0	0	0.0	0.0	0	0	0	0	0	0	0
at SF (1/1/17)	1/0												
Special Teams Only													
Totals	16/4	32	20	12	0.0	0.0	0	0	0	1	0	0	0
Det (1/7)	1/0	0	0	0	0.0	0.0	0	0	0	0	0	0	0
Totals	1/0	0	0	0	0.0	0.0	0	0	0	0	0	0	0



93

TONY McDANIEL

DEFENSIVE TACKLE

Height	6-7
Weight	305
College	Tennessee
Seasons	NFL 11th, Seahawks 3rd
Born	January 20, 1985
Hometown	Columbia, S.C.

NFL TRANSACTIONS:

04/30/06: Signed with Jacksonville as undrafted FA
 03/20/09: Traded by Jacksonville to Miami
 04/03/12: Signed with Seattle as UFA
 08/11/15: Signed with Tampa Bay as UFA
 08/16/16: Signed with Seattle as UFA

NFL CAREER HIGHLIGHTS:

- Recorded 31 tackles (16 solo) in 16 games played with 14 starts in 2014.
- In his first season in Seattle, led all defensive linemen with a career-high 52 tackles (23 solo) and added 2.0 sacks and one fumble recovery in 16 games played with 15 starts. Played in all three postseason games with two starts and tallied four tackles (three solo).
- Originally signed by Jacksonville as an undrafted rookie free agent on April 30, 2006, where he spent three seasons. Traded to Miami on March 20, 2009 and played four seasons with the Dolphins.

- Posted a career-high 36 tackles (30 solo) and 2.5 sacks in 2010, playing in 15 games with one start. Tied sacks-high the following year in 2011.

- Recorded a career-high 10 tackles (nine solo) vs. Tennessee (11/5/06).

- Ended 2007 and 2008 seasons on injured reserve (wrist and toe, respectively).

COLLEGE: Three-year letterman as a defensive tackle at Tennessee and left school following his junior season. Collected 33 career tackles, six for a loss, and one sack. Played in nine games as a junior and finished with 13 tackles. Appeared in 13 games with one start as a sophomore and played in 11 games as a true freshman.

PERSONAL: Attended W.J. Keenan High in Columbia, S.C. Earned All-State honors as a senior, recording nearly 100 tackles and 15 sacks as a senior. Majored in arts and sciences. Has two sons, Ataeous and Anthony.

McDANIEL'S NFL RECORD

Club	G/S	Tackles			Sacks		Interceptions									
		Tkl	So	Ast	QB	Yds	No	Yds	Avg	LG	TD	PD	FF	FR	Yds	
2006 Jacksonville	11/0	21	15	6	1.0	7.5	0	0	0.0	0	0	0	0	0	0	0
2007 Jacksonville	4/0	4	4	0	0.0	0.0	0	0	0.0	0	0	0	0	0	0	0
2008 Jacksonville	10/3	22	15	7	0.5	4.0	0	0	0.0	0	0	0	0	0	0	0
2009 Miami	16/0	16	13	3	1.5	16.5	0	0	0.0	0	0	1	0	0	0	0
2010 Miami	15/1	36	30	6	2.5	11.5	0	0	0.0	0	0	3	0	0	0	0
2011 Miami	12/1	19	13	6	2.5	12.5	0	0	0.0	0	0	2	0	0	0	0
2012 Miami	11/0	11	6	5	0.5	3.0	0	0	0.0	0	0	1	0	1	0	0
2013 Seattle	16/15	52	23	29	2.0	16.0	0	0	0.0	0	0	1	0	1	0	0
2014 Seattle	16/14	31	16	15	0.0	0.0	0	0	0.0	0	0	1	0	0	0	0
2015 Tampa Bay	14/3	25	13	12	1.0	6.0	0	0	0.0	0	0	1	0	0	0	0
2016 Seattle	16/10	43	20	23	0.0	0.0	0	0	0.0	0	0	3	0	1	0	0
NFL TOTALS	141/47	280	168	112	11.5	77.0	0	0	0.0	0	0	13	0	3	0	0

POSTSEASON

Club	G/S	Tackles			Sacks		Interceptions									
		Tkl	So	Ast	QB	Yds	No	Yds	Avg	LG	TD	PD	FF	FR	Yds	
2013 Seattle	3/2	4	3	1	0.0	0.0	0	0	0.0	0	0	1	0	0	0	0
2014 Seattle	3/3	10	1	9	0.0	0.0	0	0	0.0	0	0	1	0	1	0	0
NFL TOTALS	6/5	14	4	10	0.0	0.0	0	0	0.0	0	0	2	0	1	0	0

McDANIEL'S SINGLE-GAME HIGHS

Tackles: 10 vs. Tennessee (11/5/06)
Sacks: 1.5 at Buffalo (11/29/09)
Int.: None

FF: None
FR: 1, 3 Times, Last vs. Atlanta (10/16/16)

McDANIEL'S 2016 SEASON

at NYJ (10/2): Started at DT in place of Jarran Reed (hip). **Atl (10/16):** Had a fumble recovery at the Falcons' 9-yard line that set up a Seahawks TD on the following play. **Det (1/7):** Inactive (concussion).

McDANIEL'S 2016 GAME-BY-GAME

Game	G/S	T	S	A	QB	Yds.	QH	Int.	Yds.	PD	FF	FR	Yds.
Miami (9/11)	1/0	2	0	2	0.0	0.0	0	0	0	0	0	0	0
at L.A. (9/18)	1/0	1	1	0	0.0	0.0	0	0	0	1	0	0	0
SF (9/25)	1/0	2	0	2	0.0	0.0	0	0	0	0	0	0	0
at NYJ (10/2)	1/1	4	0	4	0.0	0.0	0	0	0	0	0	0	0
Atl (10/16)	1/1	3	1	2	0.0	0.0	0	0	0	0	0	1	0
at Ariz (10/23)	1/1	3	3	0	0.0	0.0	0	0	0	0	0	0	0
at NO (10/30)	1/1	5	2	3	0.0	0.0	0	0	0	0	0	0	0
Buf (11/7)	1/1	1	0	1	0.0	0.0	0	0	0	0	0	0	0
at NE (11/13)	1/1	6	1	5	0.0	0.0	0	0	0	0	0	0	0
Phi (11/20)	1/1	0	0	0	0.0	0.0	0	0	0	1	0	0	0
at TB (11/27)	1/1	5	4	1	0.0	0.0	0	0	0	0	0	0	0
Car (12/4)	1/1	1	0	1	0.0	0.0	1	0	0	0	0	0	0
at GB (12/11)	1/1	6	4	2	0.0	0.0	0	0	0	0	0	0	0
L.A. (12/15)	1/0	0	0	0	0.0	0.0	0	0	0	1	0	0	0
Ariz (12/24)	1/0	0	0	0	0.0	0.0	0	0	0	0	0	0	0
at SF (1/1/17)	1/0	4	4	0	0.0	0.0	0	0	0	0	0	0	0
Totals	16/10	43	20	23	0.0	0.0	1	0	0	3	0	1	0
Det (1/7)	0/0						Inactive (concussion)						
Totals	0/0	0	0	0	0.0	0.0	0	0	0	0	0	0	0



41

DEWEY McDONALD

LINEBACKER

Height	6-0
Weight	220
College	California (Pa.)
Seasons	NFL 3rd, Seahawks 1st
Born	June 10, 1990
Hometown	Ranson, West Va.

NFL TRANSACTIONS:

05/12/14: Signed with Indianapolis as undrafted FA
 08/30/14: Waived by Indianapolis
 09/01/14: Signed to Indianapolis PS
 09/29/14: Signed to Indianapolis active roster
 10/27/15: Waived by Indianapolis
 10/28/15: Claimed by New England
 11/12/15: Waived by New England
 12/02/15: Signed to Oakland PS
 12/29/15: Signed to Oakland active roster
 09/03/16: Traded by Oakland to Seattle

NFL CAREER HIGHLIGHTS:

- Has seen action in 15 career games between 2014-15 with Indianapolis (13), New England (1) and Oakland (1). Played in three total games with three different teams in 2015.
- Totaled 13 special teams tackles in 15 games played from 2014-15. Ranked second for the Colts in 2014 with 13 special teams tackles.
- Saw action in three postseason contests for

Indianapolis in 2014 and totaled two special teams stops.

COLLEGE: Started at Fairmont State before transferring to California University (Pa.). Tallied a career-best 89 tackles, six tackles for loss, three interceptions (all returned for TDs) and eight passes defended at California. Named a Don Hansen All-American third-team choice, *D2football.com* All-American honorable mention selection, Don Hansen first-team All-Super Region One choice, first-team All-Daktronics Super Region One selection and first-team PSAC West choice.

PERSONAL: Attended Jefferson High School in Shenandoah Junction, West Va., where he was a three-time all-conference and all-area pick. Named the *Martinsburg Journal* Defensive Player of the Year as a junior. Recorded 17 interceptions and more than 1,500 yards and 22 TDs during high school career. Won state championships in the high jump, long jump and as a member of the 4x100 relay.

McDONALD'S NFL RECORD

Club	G/S	Tackles			Sacks		Interceptions										
		Tkl	So	Ast	QB	Yds	No	Yds	Avg	LG	TD	PD	FF	FR	Yds		
2014 Indianapolis	12/0	0	0	0	0.0	0.0	0	0	0.0	0	0	0	0	0	0	0	0
2015 Indianapolis	1/0	1	0	1	0.0	0.0	0	0	0.0	0	0	0	0	0	0	0	0
New England	1/0	0	0	0	0.0	0.0	0	0	0.0	0	0	0	0	0	0	0	0
Oakland	1/0	0	0	0	0.0	0.0	0	0	0.0	0	0	0	0	0	0	0	0
2016 Seattle	14/0	0	0	0	0.0	0.0	0	0	0.0	0	0	1	0	0	0	0	0
NFL TOTALS	29/0	1	0	1	0.0	0.0	0	0	0.0	0	0	1	0	0	0	0	0

POSTSEASON

Club	G/S	Tackles			Sacks		Interceptions										
		Tkl	So	Ast	QB	Yds	No	Yds	Avg	LG	TD	PD	FF	FR	Yds		
2014 Indianapolis	3/0	0	0	0	0.0	0.0	0	0	0.0	0	0	0	0	0	0	0	0
2016 Seattle	1/0	0	0	0	0.0	0.0	0	0	0.0	0	0	0	0	0	0	0	0
NFL TOTALS	4/0	0	0	0	0.0	0.0	0	0	0.0	0	0	0	0	0	0	0	0

McDONALD'S SINGLE-GAME HIGHS

Tackles: 1 vs. New Orleans (10/25/15)
Sacks: None
Int.: None

FF: None
FR: None

ADDITIONAL STATS

Special Teams Tackles: 2014 (13), 2015 (0), 2016 (8); **Career:** 21.

McDONALD'S 2016 SEASON

Mia (9/11): Inactive. **at LA (9/18):** Inactive. **SF (9/25):** Active for first time of the season and saw action on special teams. **at NYJ (10/2):** Saw action on special teams. **at NO (10/30):** Saw action on special teams. **Buf (11/7):** Saw action on special teams. **at NE (11/13):** Saw action on special teams and had a tackle.

McDONALD'S 2016 GAME-BY-GAME

Game	G/S	T	S	A	QB	Yds.	QH	Int.	Yds.	PD	FF	FR	Yds.
Games 1-2	0/0												
Games 3-13	11/0												
L.A. (12/15)	1/0	0	0	0	0.0	0.0	0	0	0	1	0	0	0
Games 15-16	2/0												
Totals	14/0	0	0	0	0.0	0.0	0	0	0	1	0	0	0
Det 1/7	1/0												
Totals	1/0	0	0	0	0.0	0.0	0	0	0	0	0	0	0



19

TANNER McEVOY

WIDE RECEIVER

Height	6-6
Weight	230
College	Wisconsin
Seasons	Rookie
Born	January 26, 1993
Hometown	Hillsdale, N.J.

McEVOY'S 2016 SEASON

Mia (9/11): Saw first-career action. **at LA (9/18):** Inactive. **SF (9/25):** Saw action at WR but did not have a reception. **at NYJ (10/2):** Had first-career reception - a 42-yard TD. **at Ariz (10/23):** Created the Seahawks only score in regulation after blocking a punt with 4:44 remaining in the game. Was recovered at the Cardinals 27-yard line and led to a game-tying FG. **at NO (10/30):** Saw action at WR, but the former Wisconsin QB had a 43-yard double pass completion to C.J. Prosise to the Saints' 2-yard line setting up a Christine Michael TD run on the next play. **at GB (12/11):** Had a career-high three receptions for 41 yards and a 21-yard TD.

2016	Opponent	No	Yds	Avg	LG	TD
9/11	Miami	0	0	0.0	0	0
9/18	at L.A. Rams	Inactive				
9/25	San Francisco	0	0	0.0	0	0
10/2	at N.Y. Jets	1	42	42.0	42t	1
10/16	Atlanta	1	17	17.0	17	0
10/23	at Arizona	1	10	10.0	10	0
10/30	at New Orleans	0	0	0.0	0	0
11/7	Buffalo	0	0	0.0	0	0
11/13	at New England	Inactive				
11/20	Philadelphia	0	0	0.0	0	0
11/27	at Tampa Bay	0	0	0.0	0	0
12/4	Carolina	1	14	14.0	14	0
12/11	at Green Bay	3	41	13.7	21t	1
12/15	L. A. Rams	0	0	0.0	0	0
12/24	Arizona	0	0	0.0	0	0
1/1/17	at San Francisco	2	16	8.0	9	0
TOTALS (14/0)		9	140	15.6	42t	2
1/7	Detroit	0	0	0.0	0	0
TOTALS (1/0)		0	0	0.0	0	0

Additional Stats: Special Teams - Blocked punt 1. **Passing** - (1/1 - 43 yards).



30

J.D. McKISSIC

RUNNING BACK

Height	5-10
Weight	187
College	Arkansas State
Seasons	Rookie
Born	October 15, 1993
Hometown	Phenix City, Alabama

McKISSIC'S 2016 SEASON

Claimed off waivers from Atlanta on December 20. **Ariz (12/24):** Inactive.

2016	Opponent	-----Rushing-----					-----Receiving-----					Total
		Att	Yds	Avg	LG	TD	Rec	Yds	Avg	LG	TD	
With Atlanta		Practice Squad										
Games 1-13		Inactive										
12/18	San Francisco	Inactive										
With Seattle		Inactive										
12/24	Arizona	Inactive										
1/1/17	at San Francisco	1	2	2.0	2	0	2	16	8.0	10	0	18
TOTALS (1/0)		1	2	2.0	2	0	2	16	8.0	10	0	18
1/7	Detroit	0	0	0.0	0	0	0	0	0.0	0	0	0
TOTALS (1/0)		0	0	0.0	0	0	0	0	0.0	0	0	0



91

CASSIUS MARSH

DEFENSIVE END/LINEBACKER

Height	6-4
Weight	245
College	UCLA
Seasons	NFL 3rd, Seahawks 3rd
Born	July 7, 1992
Hometown	Simi Valley, Calif.

MARSH'S NFL RECORD

Club	G/S	Tackles			Sacks		Interceptions									
		Tkl	So	Ast	QB	Yds	No	Yds	Avg	LG	TD	PD	FF	FR	Yds	
2014 Seattle	5/0	5	1	4	0.0	0.0	0	0	0.0	0	0	0	0	0	0	0
2015 Seattle	16/0	18	12	6	0.0	0.0	0	0	0.0	0	0	0	0	0	0	
2016 Seattle	16/1	17	11	6	3.0	29.0	0	0	0.0	0	0	0	1	1	0	
NFL TOTALS	37/1	40	24	16	3.0	29.0	0	0	0.0	0	0	0	1	1	0	

POSTSEASON

Club	G/S	Tackles			Sacks		Interceptions								
		Tkl	So	Ast	QB	Yds	No	Yds	Avg	LG	TD	PD	FF	FR	Yds
2015 Seattle	2/0	1	0	1	0.0	0.0	0	0	0.0	0	0	0	0	0	0
2016 Seattle	1/0	0	0	0	0.0	0.0	0	0	0.0	0	0	0	0	0	
NFL TOTALS	3/0	1	0	1	0.0	0.0	0	0	0.0	0	0	0	0	0	

MARSH'S SINGLE-GAME HIGHS

Tackles: 4 vs. Denver (9/21/14) **FF:** 1 vs. Miami (9/11/16)
Sacks: 1, 3 Times, Last vs. L.A. Rams (12/15/16) **FR:** 1 vs. Carolina (12/4/16)
Int.: None

ADDITIONAL STATS

Special Teams Tackles: 2015 (10); 2016 (5, blocked kick) **Career:** (15, blocked kick).
Postseason: 2015 (1); **Career:** (1).

MARSH'S 2016 SEASON

Mia (9/11): Posted first-career sack and FF on the next to the last play of the game. Also posted three special teams tackles and blocked a 27-yard field goal in a 2-point Seahawks win. **Atl (10/16):** Posted second-career sack. **at Ariz (10/23):** Made first-career start at OLB and had one solo stop. **Car (12/4):** Had first-career fumble recovery. **LA (12/15):** Registered two tackles, including a sack.

MARSH'S 2016 GAME-BY-GAME

Game	G/S	T	S	A	QB	Yds.	QH	Int.	Yds.	PD	FF	FR	Yds.
Miami (9/11)	1/0	1	1	0	1.0	9.0	1	0	0	0	1	0	0
at L.A. (9/18)	1/0	0	0	0	0.0	0.0	0	0	0	0	0	0	0
SF (9/25)	1/0	1	0	1	0.0	0.0	0	0	0	0	0	0	0
at NYJ (10/2)	1/0	1	1	0	0.0	0.0	1	0	0	0	0	0	0
Atl (10/16)	1/0	2	1	1	1.0	13.0	1	0	0	0	0	0	0
at Ariz (10/23)	1/1	1	1	0	0.0	0.0	0	0	0	0	0	0	0
at NO (10/30)	1/0	0	0	0	0.0	0.0	0	0	0	0	0	0	0
Buf (11/7)	1/0	0	0	0	0.0	0.0	0	0	0	0	0	0	0
at NE (11/13)	1/0	1	1	0	0.0	0.0	1	0	0	0	0	0	0
Phi (11/20)	1/0	1	1	0	0.0	0.0	1	0	0	0	0	0	0
at TB (11/27)	1/0	4	3	1	0.0	0.0	0	0	0	0	0	0	0
Car (12/4)	1/0	0	0	0	0.0	0.0	0	0	0	0	0	1	0
at GB (12/11)	1/0	1	0	1	0.0	0.0	0	0	0	0	0	0	0
L.A. (12/15)	1/0	2	1	1	1.0	7.0	1	0	0	0	0	0	0
Ariz (12/24)	1/0	0	0	0	0.0	0.0	0	0	0	0	0	0	0
at SF (1/1/17)	1/0	2	1	1	0.0	0.0	1	0	0	0	0	0	0
Totals	16/1	17	11	6	3.0	29.0	7	0	0	0	1	1	0
Det (1/7)	1/0	0	0	0	0.0	0.0	1	0	0	0	0	0	0
Totals	1/0	0	0	0	0.0	0.0	1	0	0	0	0	0	0



43

TERRENCE MAGEE

RUNNING BACK

Height	5-9
Weight	220
College	LSU
Seasons	NFL 2nd, Seahawks 1st
Born	March 16, 1993
Hometown	Covington, La.

NFL TRANSACTIONS:

05/08/15: Signed with Baltimore as undrafted FA
 09/05/15: Waived by Baltimore
 09/08/15: Signed as a FA by Baltimore
 09/22/15: Waived by Baltimore
 09/24/15: Signed to Baltimore PS
 10/17/15: Signed to Baltimore active roster
 10/26/15: Waived by Baltimore
 10/28/15: Signed to Baltimore PS
 11/28/15: Released from Baltimore PS
 12/02/15: Signed to Baltimore PS
 12/15/15: Signed to Baltimore active roster
 05/06/16: Waived by Baltimore
 06/07/16: Signed as a FA by Los Angeles
 09/03/16: Waived by Los Angeles
 09/04/16: Signed to Los Angeles PS
 09/08/16: Released from Los Angeles PS
 09/21/16: Signed to Seattle PS
 09/24/16: Signed to Seattle active roster

NFL CAREER HIGHLIGHTS:

- Saw action in four games with Baltimore in 2015 where he spent time on the active roster and on the practice squad for most of the season.

COLLEGE: Played in 40 games (one start) in four years with the Tigers, rushing for 1,330 yards and 12 touchdowns, netting 24 receptions for 271 yards. As a senior, was given the honor of wearing the coveted No. 18 jersey. The No. 18 tradition started with QB Matt

Mauck in 2003 when he led the Tigers to the National Title. Since then, the player who most represents what it means to be an LSU Tiger – on and off the field – is awarded the No. 18. In 2014, he saw action in 13 games (one start), finishing with 571 rushing yards and three touchdowns on 112 carries (5.1 avg.). Ranked second on the team with 626 rushing yards and eight touchdowns as a junior in 2013, seeing action in all 13 contests. Ran for 100-plus yards in three games, including a career-high 149 yards (including a career-long 65 yarder) against Texas A&M. Played in nine games (no rushing yards) as a sophomore in 2012. As a true freshman in 2011, saw action in five games, rushing seven times. Graduated from LSU with a degree in sports administration.

PERSONAL: Prepped at Franklinton (La.) High School, where as a QB, led team to a 14-1 record and the 2010 Louisiana 4A State Championship. Passed for 2,634 yards and 35 TDs and rushed for 1,370 yards and 19 touchdowns on 161 carries that season. Honored as the Louisiana 4A Most Outstanding Offensive Player of the Year and was named the 2010 Warrick Dunn Award honoree as WAFB's Sportsline Player of the Year. Also earned honorable mention 4A All-State accolades in baseball as a senior when he pitched and played centerfield.

MAGEE'S 2016 SEASON

Signed to the practice squad September 21. Signed to the 53-man roster September 24. Released September 28 after the team signed C.J. Spiller. Signed to Cleveland's practice squad on October 25. Signed with Seattle from Cleveland's practice squad on December 21. **SF (9/25):** Saw action in first game for Seattle and carried three times for 12 yards. **Ariz (12/24):** Saw limited action at RB. **at SF (1/1):** Inactive. **Det (1/7):** Inactive.

2016	Opponent	-----Rushing-----					-----Receiving-----					Total
		Att	Yds	Avg	LG	TD	Rec	Yds	Avg	LG	TD	
Weeks 1-2		Not on roster										
09/25	San Francisco	3	12	4.0	5	0	0	0	0.0	0	0	12
Weeks 8-15		Cleveland's practice squad										
12/24	Arizona	0	0	0.0	0	0	0	0	0.0	0	0	0
1/1/17	at San Francisco	Inactive										
TOTALS (2/0)		3	12	4.0	5	0	0	0	0.0	0	0	12
1/7	Detroit	Inactive										
TOTALS (0/0)		0	0	0.0	0	0	0	0	0.0	0	0	0

MAGEE'S NFL RECORD

	Club	G/S	Rushing					Receiving				
			Att	Yds	Avg	LG	TD	No	Yds	Avg	LG	TD
2015	Baltimore	4/0	2	5	2.5	4	0	1	2	2.0	2	0
2016	Seattle	2/0	3	12	4.0	5	0	0	0	0.0	0	0
NFL TOTALS		6/0	5	17	3.4	5	0	1	2	2.0	2	0

MAGEE'S SINGLE-GAME HIGHS

<p>Rushing Rush Attempts: 3 vs. San Francisco (9/25/16) Rush Yards: 12 vs. San Francisco (9/25/16) Longest Rush: 5, vs. San Francisco (9/25/16) Most Rush TDs: None</p>	<p>Receiving Most Rec.: 1 vs. Kansas City (12/20/15) Most Rec. Yards: 2 vs. Kansas City (12/20/15) Longest Reception: 2 vs. Kansas City (12/20/16) Most Rec. TDs: None</p>
--	---



32

CHRISTINE MICHAEL

RUNNING BACK

Height	5-10
Weight	221
College	Texas A&M
Seasons	NFL 4th, Seahawks 4th
Born	November 9, 1990
Hometown	Beaumont, Texas
Pronunciation	KRIS-tin

MICHAEL'S NFL RECORD

Club	G/S	Rushing					Receiving				
		Att	Yds	Avg	LG	TD	No	Yds	Avg	LG	TD
2013 Seattle	4/0	18	79	4.3	13	0	0	0	0.0	0	0
2014 Seattle	10/0	34	175	5.1	45	0	1	12	12.0	12	0
2015 Dallas	5/0	15	51	3.4	13	0	1	2	2.0	2	0
Seattle	3/2	39	192	4.9	45	0	2	14	7.0	11	0
2016 Seattle	9/7	117	469	4.0	41t	6	20	96	4.8	13	1
NFL TOTALS	31/9	223	966	4.3	45	6	24	124	5.2	13	1

POSTSEASON											
Club	G/S	Rushing					Receiving				
		Att	Yds	Avg	LG	TD	No	Yds	Avg.	LG	TD
2013 Seattle											Inactive
2014 Seattle	0/0	0	0	0.0	0	0	0	0	0.0	0	0
2015 Seattle	2/1	21	70	3.3	13	0	1	14	14.0	14	0
NFL TOTALS	2/1	21	70	3.3	13	0	1	14	14.0	14	0

MICHAEL'S SINGLE-GAME HIGHS

Rushing Rush Attempts: 20 vs. San Francisco (9/25/16) Rush Yards: 106 vs. San Francisco (9/25/16) Longest Rush: 45, 2 Times, Last at Arizona (1/3/16) Most Rush TDs: 2, 2 Times, Last vs. Atl (10/16/16)	Receiving Most Rec.: 5 at NY Jets (10/2/16) Most Rec. Yards: 32 at NY Jets (10/2/16) Longest Reception: 13 at L.A. (9/18/16) Most Rec. TDs: 1 at NY Jets (10/2/16)
---	---

MICHAEL'S 2016 SEASON

Was waived November 15 and claimed by the Green Bay Packers a day later. **at LA (9/18):** Led team in rushing with 60 yards on 10 carries. Also set career highs with three receptions, 26 yards and a long catch of 13 yards. **SF (9/25):** Scored first career TD on a 41-yard run on the game's third play from scrimmage. Also rushed for a career-best 106 yards on a career-high 20 carries. **at NYJ (10/2):** Had a career-best five receptions for a career-best 32 yards and posted first-career receiving TD on a 6-yard pass. **Atl (10/16):** Recorded two rushing TDs for the second time in three games.

2016	Opponent	-----Rushing-----					-----Receiving-----					Total
		Att	Yds	Avg	LG	TD	Rec	Yds	Avg	LG	TD	
09/11	Miami	15	66	4.4	16	0	2	5	2.5	5	0	71
09/18	at L.A.	10	60	6.0	16	0	3	26	8.7	13	0	86
09/25	San Francisco	20	106	5.3	41t	2	2	5	2.5	5	0	111
10/2	at N.Y. Jets	18	58	3.2	10	0	5	32	6.4	9	1	90
10/16	Atlanta	18	64	3.6	21	2	3	19	6.3	9	0	83
10/23	at Arizona	16	52	3.3	10	0	3	3	1.0	6	0	55
10/30	at New Orleans	10	40	4.0	10	1	1	2	2.0	2	0	42
11/7	Buffalo	5	1	0.2	3t	1	0	0	0.0	0	0	1
11/13	at New England	5	22	4.4	9	0	1	4	4.0	4	0	26
TOTALS (9/7)		117	469	4.0	41t	6	20	98	4.8	13	1	564

MICHAEL'S GAME-BY-GAME

2013	Opponent	-----Rushing-----					-----Receiving-----					Total
		Att	Yds	Avg	LG	TD	Rec	Yds	Avg	LG	TD	
9/8	at Carolina	Did Not Play										
9/15	San Francisco	Inactive										
9/22	Jacksonville	9	37	4.1	11	0	0	0	0.0	0	0	0
9/29	at Houston	Did Not Play										
10/6	at Indianapolis	Special Teams Only										
10/13	Tennessee	Did Not Play										
10/17	at Arizona	Did Not Play										
10/28	at St. Louis	Did Not Play										
11/3	Tampa Bay	Inactive										
11/10	at Atlanta	8	33	4.1	13	0	0	0	0.0	0	0	0
11/17	Minnesota	1	9	9.0	9	0	0	0	0.0	0	0	0
12/2	New Orleans	Inactive										
12/8	at San Francisco	Inactive										
12/15	at NY Giants	Inactive										
12/22	Arizona	Did Not Play										
12/29	St. Louis	Inactive										
TOTALS (4/0)		18	79	4.4	13	0	0	0	0.0	0	0	0
1/11	New Orleans	Inactive										
1/19	San Francisco	Inactive										
2/2	Denver	Inactive										
PLAYOFFS (0/0)		0	0	0.0	0	0	0	0	0.0	0	0	0

2014	Opponent	-----Rushing-----					-----Receiving-----					Total
		Att	Yds	Avg	LG	TD	Rec	Yds	Avg	LG	TD	
Games 1-3		Inactive (hamstring)										
Games 4-5		Inactive										
10/19	at St. Louis	2	5	2.5	3	0	0	0	0.0	0	0	5
10/26	at Carolina	4	12	3.0	6	0	0	0	0.0	0	0	12
11/02	Oakland	4	16	4.0	8	0	0	0	0.0	0	0	16
11/09	NY Giants	4	71	17.8	45	0	0	0	0.0	0	0	71
11/16	at Kansas City	1	-2	-2.0	-2	0	0	0	0.0	0	0	-2
11/23	Arizona	Did Not Play										
11/27	at San Francisco	3	10	3.3	8	0	1	12	12.0	12	0	22
12/07	at Philadelphia	6	32	5.3	11	0	0	0	0.0	0	0	32
12/14	San Francisco	1	1	1.0	1	0	0	0	0.0	0	0	1
12/21	at Arizona	8	28	3.5	15	0	0	0	0.0	0	0	28
12/28	St. Louis	1	2	2.0	2	0	0	0	0.0	0	0	2
TOTALS (10/0)		34	175	5.1	45	0	1	12	12.0	12	0	187
1/10	Carolina	Did Not Play										
1/18	Green Bay	Did Not Play										
2/1	New England	Did Not Play										
PLAYOFFS (0/0)		0	0	0.0	0	0	0	0	0.0	0	0	0

2015	Opponent	-----Rushing-----					-----Receiving-----					Total
		Att	Yds	Avg	LG	TD	Rec	Yds	Avg	LG	TD	
<i>With Dallas</i>												
10/4	at New Orleans	1	-1	-1.0	-1	0	0	0	0.0	0	0	-1
10/11	New England	1	6	6.0	6	0	0	0	0.0	0	0	6
10/25	at N.Y. Giants	5	18	3.6	13	0	1	2	2.0	2	0	20
11/1	Seattle	5	20	4.0	9	0	0	0	0.0	0	0	20
11/15	at Tampa Bay	3	8	2.7	4	0	0	0	0.0	0	0	8
<i>With Seattle</i>												
12/20	Cleveland	16	84	5.3	10	0	0	0	0.0	0	0	84
12/27	St. Louis	6	6	1.0	5	0	2	14	7.0	11	0	20
1/3	at Arizona	17	102	6.0	45	0	0	0	0.0	0	0	102
TOTALS (8/2)		54	243	4.5	45	0	3	16	5.3	11	0	259
1/10	at Minnesota	21	70	3.3	13	0	1	14	14.0	14	0	84
1/17	at Carolina	0	0	0.0	0	0	0	0	0.0	0	0	0
PLAYOFF TOTALS (2/1)		21	70	3.3	13	0	1	14	14.0	14	0	84



97

DAMONTRE MOORE

DEFENSIVE END

Height 6-4
 Weight 260
 College Texas A&M
 Seasons NFL 4th, Seahawks 1st
 Born September 11, 1992
 Hometown Garland, Texas

NFL TRANSACTIONS:

04/25/13: Drafted by NY Giants (3rd round, 81st)
 12/11/15: Waived by NY Giants
 12/15/15: Claimed off waivers by Miami
 05/02/16: Waived by Miami
 05/09/16: Signed as FA by Oakland
 08/05/16: Waived by Oakland
 11/01/16: Signed as FA by Seattle

NFL CAREER HIGHLIGHTS:

- Career totals entering 2016 include 45 games played 50 tackles (36 solo), 9.5 sacks, one forced fumble, one fumble recovery and five passes defended.
- Made mark on special teams, totaling 16 special teams tackles and two blocked punts over his first three seasons.
- Has posted two career multi-sack games, both with NY Giants.
- Racked up a career-high 24 tackles and 5.5 sacks for the Giants in 2014.

COLLEGE: Played in 38 games with 23 starts in three seasons at Texas A&M. Had 13 starts at defensive end and 10 at right outside linebacker. Career totals include 197 tackles (116 solo). His 26.5 sacks rank sixth in school history. Also had 45 stops for losses of 205 yards. Registered 13 quarterback pressures, blocked two kicks, gained eight yards on an INT return,

recovered a fumble and posted three passes defended. Also forced eight fumbles. In 2012, started all 13 games and was a consensus first-team All-American selection (Walter Camp, American Football Coaches Association, ESPN.com, Max Emfinger CFB, Football Writers Association). Finalist for the Ted Hendricks Defensive End Award and a semi-finalist for the Lombardi and Chuck Bednarik Awards. Also named first-team All-SEC and was a two-time conference Defensive Lineman of the Week choice. Credited with 85 tackles (57). His 12.5 sacks for minus 70 yards placed him third in the league and ninth in the nation. In 2011, played in 12 games with 10 starts. Finished fourth on the team with 72 tackles (41) and second in the league with 8.5 sacks. In 2010, played in 13 games and posted 40 tackles (18), including 5.5 sacks for minus 38 yards. Also contributed an INT and a team-high three forced fumbles. Majored in communications.

PERSONAL: Attended Rowlett (Texas) High School and earned All-State honorable mention from the Associated Press and was a first-team All-Area honoree by The Dallas Morning News after recording 66 tackles and six sacks as a senior. Earned All-America honors from Max Emfinger and was a Super Prep Southwest Team pick that year. Collected 41 tackles as a junior.

MOORE'S NFL RECORD

Club	G/S	Tackles			Sacks		Interceptions								
		Tkl	So	Ast	QB	Yds	No	Yds	Avg	LG	TD	PD	FF	FR	Yds
2013 NY Giants	15/0	5	3	2	0.0	0.0	0	0	0.0	0	0	1	1	0	0
2014 NY Giants	16/0	24	18	6	5.5	35.0	0	0	0.0	0	0	3	0	0	0
2015 NY Giants	11/0	17	12	5	3.0	16.0	0	0	0.0	0	0	0	1	1	0
Miami	3/0	4	3	1	1.0	8.0	0	0	0.0	0	0	1	0	0	0
2016 Seattle	4/0	7	3	4	0.5	3.5	0	0	0.0	0	0	0	0	0	0
NFL TOTALS	49/0	57	39	18	10.0	62.5	0	0	0.0	0	0	5	2	1	0

MOORE'S SINGLE-GAME HIGHS

Tackles: 5, 3 Times, Last vs. NY Jets (12/6/15) **FF:** 1, 2 Times, Last vs. San Francisco (10/11/15)
Sacks: 2.0, 2 Times, Last vs. San Francisco (10/11/15) **FR:** 1, at Philadelphia (10/19/15)
INT: None

ADDITIONAL STATS

Special Teams Tackles: 2013 (8), 2014 (8); **Career:** (16).
Punt Blocks: 2013 (1), 2014 (1); **Career:** (2).

MOORE'S 2016 SEASON

Signed with Seattle November 1. Placed on IR (Foot) December 21. **Buf (11/7):** Saw action in first game of the season and registered three tackles (2 solo), including two for loss. **at NE (11/13):** Partnered with Jarran Reed for a sack, first of the season. **at TB (11/27):** Inactive (foot). **at GB (12/11):** Inactive (foot).

MOORE'S 2016 GAME-BY-GAME

Game	G/S	T	S	A	QB	Yds.	QH	Int.	Yds.	PD	FF	FR	Yds.
Buf (11/7)	1/0	3	2	1	0.0	0.0	0	0	0	0	0	0	0
at NE (11/13)	1/0	1	0	1	0.5	3.5	1	0	0	0	0	0	0
Phi (11/20)	1/0	1	0	1	0.0	0.0	0	0	0	0	0	0	0
at TB (11/27)													
Car (12/4)	1/0	2	1	1	0.0	0.0	0	0	0	0	0	0	0
at GB (12/11)													
L.A. (12/15)													
Totals	4/0	7	3	4	0.5	3.5	1	0	0	0	0	0	0



57

MIKE MORGAN

LINEBACKER

Height 6-3
Weight 235
College Southern California
Seasons NFL 6th, Seahawks 6th
Born January 16, 1988
Hometown Dallas, Texas

MORGAN'S NFL RECORD																
Club	G/S	Tackles			Sacks		Interceptions									
		Tkl	So	Ast	QB	Yds	No	Yds	Avg	LG	TD	PD	FF	FR	Yds	
2011 Seattle	5/0	0	0	0	0.0	0.0	0	0	0.0	0	0	0	0	0	0	0
2012 Seattle	16/1	12	6	6	0.0	0.0	0	0	0.0	0	0	0	0	0	0	
2013 Seattle	16/0	5	3	2	0.0	0.0	0	0	0.0	0	0	0	0	0	0	
2014 Seattle	16/0	4	4	0	0.0	0.0	0	0	0.0	0	0	0	0	0	0	
2015 Seattle	14/2	11	7	4	1.0	4.0	0	0	0.0	0	0	0	0	0	0	
2016 Seattle	9/3	10	6	4	0.0	0.0	1	14	14.0	14	0	1	0	0	0	
NFL TOTALS	76/6	42	26	16	1.0	4.0	1	14	14.0	14	0	1	0	0	0	

POSTSEASON															
Club	G/S	Tackles			Sacks		Interceptions								
		Tkl	So	Ast	QB	Yds	No	Yds	Avg	LG	TD	PD	FF	FR	Yds
2012 Seattle	2/0	0	0	0	0.0	0.0	0	0	0.0	0	0	0	0	0	0
2013 Seattle	3/0	0	0	0	0.0	0.0	0	0	0.0	0	0	0	0	0	0
2014 Seattle	3/0	0	0	0	0.0	0.0	0	0	0.0	0	0	0	0	0	0
2015 Seattle	2/0	0	0	0	0.0	0.0	0	0	0.0	0	0	0	0	0	0
2016 Seattle	1/0	0	0	0	0.0	0.0	0	0	0.0	0	0	0	0	0	0
NFL TOTALS	11/0	0	0	0	0.0	0.0	0	0	0.0	0	0	0	0	0	0

MORGAN'S SINGLE-GAME HIGHS

Tackles: 6 vs. N.Y. Jets (11/11/12)
Sacks: 1.0 vs. Carolina (10/18/15)
Int.: 1 vs. Carolina

FF: None
FR: None

ADDITIONAL STATS

Special Teams Tackles: 2012 (7); 2013 (6), 2015 (6), 2016 (2); **Career:** (21).
Postseason Special Teams Tackles: 2012 (1), 2015 (1); **Career:** (2).

MORGAN'S 2016 SEASON

Placed on injured reserve (core) October 3. Activated to the 53-man roster from injured reserve on December 3. **Mia (9/11):** Didn't start when team opened in nickel. **at LA (9/18):** Started at OLB. **Car (12/4):** Returned to action after missing seven games and recorded first-career interception on the first play of the game.

MORGAN'S 2016 GAME-BY-GAME

Game	G/S	T	S	A	QB	Yds.	QH	Int.	Yds.	PD	FF	FR	Yds.
Miami (9/11)	1/0	0	0	0	0.0	0.0	0	0	0	0	0	0	0
at L.A. (9/18)	1/1	1	1	0	0.0	0.0	0	0	0	0	0	0	0
SF (9/25)	1/0	1	0	1	0.0	0.0	0	0	0	0	0	0	0
at NYJ (10/2)	1/0	0	0	0	0.0	0.0	0	0	0	0	0	0	0
Games 5-11		Injured Reserve (Core)											
Car (12/4)	1/1	5	2	3	0.0	0.0	0	1	14	1	0	0	0
at GB (12/11)	1/0	0	0	0	0.0	0.0	0	0	0	0	0	0	0
L.A. (12/15)	1/0	2	2	0	0.0	0.0	0	0	0	0	0	0	0
Ariz (12/24)	1/0	1	1	0	0.0	0.0	0	0	0	0	0	0	0
at SF (1/1/17)	1/1	0	0	0	0.0	0.0	0	0	0	0	0	0	0
Totals	9/3	10	6	4	0.0	0.0	0	1	14	1	0	0	0
Det (1/7)	1/0	0	0	0	0.0	0.0	0	0	0	0	0	0	0
Totals	1/0	0	0	0	0.0	0.0	0	0	0	0	0	0	0



70 REES ODHIAMBO
GUARD


Height 6-4
Weight 315
College Boise State
NFL Seasons Rookie
Born September 23, 1992
Hometown Mansfield, Texas
Pronunciation oh-dee-OHM-boh

ODHIAMBO'S NFL RECORD

Year	Team	GP/GS	Postseason
2016	Seattle	8/0	
NFL TOTALS		8/0	

ODHIAMBO'S 2016 SEASON

Mia (9/11): Inactive. at LA (9/18): Saw first-career action on special teams. SF (9/25): Inactive. at NYJ (10/2): Inactive. Atl (10/16): Inactive. at Ariz (10/23): Inactive. at NO (10/30): Did not play. Buf (11/7): Inactive. at NE (11/13): Inactive. Phi (11/20): Saw first action of career at left tackle in place of George Fant (shoulder). Fant later returned to the game. at TB (11/27): Saw action on special teams. Car (12/4): Saw action for one series at LT in place of Fant (shoulder). at GB (12/11): Saw action as an extra blocker in jumbo packages. LA (12/15): Saw limited action at G. Ariz (12/15): Saw action on special teams and in jumbo packages. at SF (1/1): Saw action as an extra blocker in jumbo packages. Det (1/7): Inactive.



69 TYLER OTT
LONG SNAPPER

Height 6-3
Weight 253
College Harvard
NFL Seasons NFL 2nd, Seahawks 1st
Born February 28, 1992
Hometown Tulsa, Oklahoma

OTT'S NFL RECORD

Year	Team	GP/GS	Postseason
2015	N.Y. Giants	1/0	
2016	Cincinnati	3/0	
	Seattle		1/0
NFL TOTALS		4/0	1/0

OTT'S 2016 SEASON

Went to training camp with the Giants but was released following training camp. Joined the N.Y. Giants practice squad October 18, but was released on October 25. Signed with Cincinnati's practice squad November 22 and then signed to the Bengals active roster November 26. Was waived December 20. Signed with Seattle January 3. Det (1/7): Handled snapping duties.



58

KEVIN PIERRE-LOUIS

LINEBACKER

Height	6-0
Weight	230
College	Boston College
Seasons	NFL 3rd, Seahawks 3rd
Born	October 7, 1991
Hometown	Norwalk, Conn.

PIERRE-LOUIS' NFL RECORD

Club	G/S	Tackles			Sacks		Interceptions										
		Tkl	So	Ast	QB	Yds	No	Yds	Avg	LG	TD	PD	FF	FR	Yds		
2014 Seattle	7/0	10	7	3	0.0	0.0	0	0	0.0	0	0	0	0	0	0	0	0
2015 Seattle	14/1	12	3	9	0.0	0.0	0	0	0.0	0	0	1	0	0	0	0	
2016 Seattle	13/0	7	3	4	0.0	0.0	0	0	0.0	0	0	0	0	0	0	0	
NFL TOTALS	34/1	29	13	16	0.0	0.0	0	0	0.0	0	0	1	0	0	0	0	

POSTSEASON																
Club	G/S	Tackles			Sacks		Interceptions									
		Tkl	So	Ast	QB	Yds	No	Yds	Avg	LG	TD	PD	FF	FR	Yds	
2015 Seattle	1/0	0	0	0	0.0	0.0	0	0	0.0	0	0	0	0	0	0	0
2016 Seattle	1/0	0	0	0	0.0	0.0	0	0	0.0	0	0	0	0	0	0	0
NFL TOTALS	2/0	0	0	0	0.0	0.0	0	0	0.0	0	0	0	0	0	0	0

PIERRE-LOUIS' SINGLE-GAME HIGHS

Tackles: 11 vs. Carolina (10/18/15) **FF:** None
Sacks: None **FR:** None
Int.: None

ADDITIONAL STATS

Special Teams Tackles: 2015 (6), 2016 (5); **Career:** (11).
Postseason Special Teams Tackles: 2015 (1); **Career:** (1).

PIERRE-LOUIS' 2016 SEASON

Mia (9/11): Saw limited action at LB when KJ Wright exited the game. Had one special teams tackle. **Atl (10/16):** Didn't start, but took over the role at OLB in place of Mike Morgan (IR). **at Ariz (10/23):** Inactive (ankle). **at NO (10/30):** Inactive (ankle). **Buf (11/7):** Returned from ankle injury and had a special teams tackle. **at NE (11/13):** Saw action on special teams, but left with an injured hamstring. **Phi (11/20):** Inactive (hamstring).

PIERRE-LOUIS' 2016 GAME-BY-GAME

Game	G/S	T	S	A	QB	Yds.	QH	Int.	Yds.	PD	FF	FR	Yds.
Miami (9/11)	1/0	0	0	0	0.0	0.0	0	0	0	0	0	0	0
Games 2-4	3/0	Special Teams Only											
Atl (10/16)	1/0	2	0	2	0.0	0.0	0	0	0	0	0	0	0
at Ariz (10/23)	Inactive (ankle)												
at NO (10/30)	Inactive (ankle)												
Buf (11/7)	1/0	Special Teams Only											
at NE (11/13)	1/0	Special Teams Only											
Phi (11/20)	Inactive (hamstring)												
at TB (11/27)	1/0	3	3	0	0.0	0.0	0	0	0	0	0	0	0
Car (12/4)	1/0	1	0	1	0.0	0.0	0	0	0	0	0	0	0
at GB (12/11)	1/0	Special Teams Only											
L.A. (12/15)	1/0	1	0	1	0.0	0.0	0	0	0	0	0	0	0
Games 15-16	2/0	Special Teams Only											
Totals	13/0	7	3	4	0.0	0.0	0	0	0	0	0	0	0
Det (1/7)	1/0	Special Teams Only											
Totals	1/0	0	0	0	0.0	0.0	0	0	0	0	0	0	0



43

TROYMAINE POPE

RUNNING BACK

Height	5-8
Weight	205
College	Jacksonville St.
NFL Seasons	Rookie
Born	November 29, 1993
Hometown	Anniston, Ala.

POPE'S 2016 SEASON

Signed as an undrafted FA by Seattle on August 6. Waived by Seattle on September 3. Claimed by the N.Y. Jets September 4. Waived by the N.Y. Jets November 1. Signed to Seattle's practice squad November 4. Signed to Seattle's active roster November 16. Placed on injured reserve December 13. **Phi (11/20)**: Saw first action with Seattle and carried twice for three yards before injuring ankle and not returning. **at TB (11/27)**: Inactive (ankle). **at GB (12/11)**: Carried the ball once for 12 yards late in the fourth quarter. Injured ankle and did not return.

2016	Opponent	-----Rushing-----					-----Receiving-----					Total
		Att	Yds	Avg	LG	TD	Rec	Yds	Avg	LG	TD	
With N.Y. Jets		Inactive										
Games 1-3		Inactive										
10/2	Seattle	Did Not Play										
10/9	at Pittsburgh	Did Not Play										
10/17	at Arizona	Did Not Play										
10/23	Baltimore	1	1	1.0	1	0	0	0	0.0	0	0	1
With Seattle		Practice Squad										
11/7	Buffalo	Practice Squad										
11/13	at New England	Practice Squad										
11/20	Philadelphia	2	3	1.5	2	0	0	0	0.0	0	0	2
11/27	at Tampa Bay	Inactive (ankle)										
12/4	Carolina	8	28	3.5	18	0	1	5	5.0	5	0	33
12/11	at Green Bay	1	12	12.0	12	0	0	0	0.0	0	0	12
SEATTLE TOTALS (3/0)		11	43	3.9	18	0	1	5	5.0	5	0	47
NFL TOTALS (4/0)		12	33	2.8	18	0	1	5	5.0	5	0	48



59

RONALD POWELL

LINEBACKER

Height	6-3
Weight	247
College	Florida
Seasons	NFL 3rd, Seahawks 1st
Born	May 14, 1991
Hometown	Moreno Valley, Calif.

R. POWELL'S 2016 SEASON

Signed with Seattle from Chicago's practice squad on December 14. **LA (12/15)**: Inactive. **Ariz (12/24)**: Inactive. **at SF (1/1)**: Inactive. **Det (1/7)**: Inactive.

R. POWELL'S 2016 GAME-BY-GAME

Game	G/S	T	S	A	QB	Yds.	QH	Int.	Yds.	PD	FF	FR	Yds.
L.A. (12/15)					Inactive								
Ariz (12/24)					Inactive								
at SF (1/1/17)					Inactive								
Totals	0/0	0	0	0	0.0	0.0	0	0	0	0	0	0	0
Det (1/7)					Inactive								
Totals	0/0	0	0	0	0.0	0.0	0	0	0	0	0	0	0




40

TYVIS POWELL

SAFETY

Height	6-3
Weight	211
College	Ohio State
Seasons	Rookie
Born	February 16, 1994
Hometown	Bedford, Ohio



22

C.J. PROISE

RUNNING BACK

Height	6-1
Weight	220
College	Notre Dame
NFL Seasons	Rookie
Born	May 20, 1994
Hometown	Petersburg, Va.
Pronunciation	PRO-sise

T. POWELL'S 2016 SEASON

Waived January 4. **Mia (9/11)**: Saw action in first-career game on special teams and had a tackle. **at LA (9/18)**: Saw action on special teams and had a tackle. **SF (9/25)**: Inactive. **at NYJ (10/2)**: Inactive. **Atl (10/16)**: Saw action on special teams. **at Ariz (10/23)**: Saw action on special teams. **at NO (10/30)**: Saw action on special teams. **at NE (11/13)**: Inactive. **Phi (11/20)**: Inactive. **at GB (12/11)**: Inactive. **Ariz (12/24)**: Inactive. **at SF (1/1)**: Inactive.

T. POWELL'S 2016 GAME-BY-GAME

Game	G/S	T	S	A	QB	Yds.	QH	Int.	Yds.	PD	FF	FR	Yds.
Games 1-2	2/0				Special Teams Only								
Games 3-4					Inactive								
Atl (10/16)	1/0				Special Teams Only								
at Ariz (10/23)	1/0				Special Teams Only								
at NO (10/30)	1/0				Special Teams Only								
Buf (11/7)	1/0				Special Teams Only								
at NE (11/13)					Inactive								
Phi (11/20)					Inactive								
at TB (11/27)	1/0				Special Teams Only								
Car (12/4)	1/0				Special Teams Only								
at GB (12/11)					Inactive								
L.A. (12/15)					Inactive								
Ariz (12/24)					Inactive								
at SF (1/1/17)					Inactive								
Totals	8/0	0	0	0	0.0	0.0	0	0	0	0	0	0	0

Additional Stats: Special Teams Tackles (3).

PROISE'S 2016 SEASON

Mia (9/11): Saw action in first-career game. Did not finish the game with an injured wrist. **at LA (9/18)**: Inactive (wrist). **SF (9/25)**: Inactive (wrist). **at NYJ (10/2)**: Inactive (wrist). **Atl (10/16)**: Inactive (wrist). **at NO (10/30)**: Saw most action of the season and led team with 80 receiving yards. **at NE (11/13)**: Made first-career start and became first Seahawks player to lead the team in both rushing (66) and receiving yards (87) since Marshawn Lynch in 2014. **Phi (11/20)**: Led team with 76 rushing yards on four carries, including 72-yard TD run, before leaving the game with an injured shoulder. **at TB (11/27)**: Inactive (shoulder).

2016	Opponent	-----Rushing-----					-----Receiving-----					
		Att	Yds	Avg	LG	TD	Rec	Yds	Avg	LG	TD	Total
09/11	Miami	1	-2	-2.0	-2	0	1	13	13.0	13	0	11
Games 2-5					Inactive (wrist)							
10/23	at Arizona	1	0	0.0	0	0	2	17	8.5	9	0	17
10/30	at New Orleans	4	23	5.8	8	0	4	80	20.0	43	0	103
11/7	Buffalo	3	9	3.0	4	0	1	6	6.0	6	0	15
11/13	at New England	17	66	3.9	10	0	7	87	12.4	38	0	153
11/20	Philadelphia	4	76	19.0	72t	1	2	5	2.5	5	0	81
11/27	at Tampa Bay				Inactive (shoulder)							
12/4	Carolina				Inactive (shoulder)							
12/11	at Green Bay				Inactive (shoulder)							
12/15	L.A. Rams				Inactive (shoulder)							
12/24	Arizona				Inactive (shoulder)							
1/1/17	at San Francisco				Inactive (shoulder)							
TOTALS (6/2)		30	172	5.7	72t	1	17	208	12.2	43	0	380
1/7	Detroit				Inactive (shoulder)							
TOTALS (0/0)		0	0	0.0	0	0	0	0	0.0	0	0	0



34

THOMAS RAWLS

RUNNING BACK

Height	5-9
Weight	215
College	Central Michigan
Seasons	NFL 2nd, Seahawks 2nd
Born	August 8, 1993
Hometown	Flint, Mich.

RAWLS' NFL RECORD

		Rushing						Receiving				
Club	Team	G/S	Att	Yds	Avg	LG	TD	No	Yds	Avg	LG	TD
2015	Seattle	13/7	147	830	5.6	69t	4	9	76	8.4	31t	1
2016	Seattle	9/7	109	349	3.2	45t	3	13	96	7.4	20	0
NFL TOTALS		22/14	256	1,179	4.6	69t	7	22	172	7.8	31t	1

		Rushing						Receiving				
Club	Team	G/S	Att	Yds	Avg	LG	TD	No	Yds	Avg	LG	TD
2015	Seattle											
			Injured Reserve (ankle)									
2016	Seattle	1/1	27	161	6.0	32	1	1	1	1.0	1	0
NFL TOTALS		1/1	27	161	6.0	32	1	1	1	1.0	1	0

RAWLS' SINGLE-GAME HIGHS

Rushing Rush Attempts: 30 vs. San Francisco (11/22/15) Rush Yards: 209 vs. San Francisco (11/22/15) Longest Rush: 69t at Cincinnati (10/11/15) Most Rush TDs: 2 vs. Carolina (12/4/16)	Receiving Most Rec.: 3, 3 Times, Last at L.A. (9/18/16) Most Rec. Yards: 46 vs. San Francisco (11/22/15) Longest Reception: 31t vs. San Francisco (11/22/15) Most Rec. TDs: 1 vs. San Francisco (11/22/15)
---	---


RAWLS' 2016 SEASON

Mia (9/11): Saw action in first game since injuring his ankle in 2015. **at LA (9/18):** Started but did not play in the second half after injuring his fibula. **SF (9/25):** Inactive (fibula). **Phi (11/20):** Returned to action and totaled 88 yards from scrimmage. **Car (12/4):** Set a career high with two TD runs, including a season-long 45-yard rush. Totaled 106 yards on 15 carries (7.1 avg.). **Det (1/7):** Set a club postseason record with 161 rushing yards on 27 carries.

		Rushing						Receiving				
2016	Opponent	Att	Yds	Avg	LG	TD	Rec	Yds	Avg	LG	TD	Total
9/11	Miami	12	32	2.7	8	0	3	26	8.7	11	0	58
9/18	at L.A. Rams	7	-7	-1.0	-11	0	3	15	5.0	11	0	8
Games 3-9			Inactive (fibula)									
11/20	Philadelphia	14	57	4.1	18	0	3	31	10.3	20	0	88
11/27	at Tampa Bay	12	38	3.2	8	0	0	0	0.0	0	0	38
12/4	Carolina	15	106	7.1	45t	2	1	12	12.0	12	0	118
12/11	at Green Bay	12	67	5.6	15	0	1	7	7.0	7	0	74
12/15	L.A. Rams	21	34	1.6	12	0	2	5	2.5	6	0	39
12/24	Arizona	8	8	1.0	4	0	0	0	0.0	0	0	8
1/1/17	at San Francisco	8	14	1.8	7	1	0	0	0.0	0	0	14
TOTALS (9/7)		109	349	3.2	45t	3	13	96	7.4	20	0	393
1/7	Detroit	27	161	6.0	32	1	1	1	1.0	1	0	162
TOTALS (1/1)		27	161	6.0	32	1	1	1	1.0	1	0	162

RAWLS' GAME-BY-GAME

		Rushing					Receiving					Total
2015	Opponent	Att	Yds	Avg	LG	TD	Rec	Yds	Avg	LG	TD	Total
9/13	at St. Louis	2	5	2.5	4	0	0	0	0.0	0	0	5
9/20	at Green Bay	0	0	0.0	0	0	0	0	0.0	0	0	0
9/27	Chicago	16	104	6.5	21	0	0	0	0.0	0	0	104
10/5	Detroit	17	48	2.8	10	0	1	-1	-1.0	-1	0	47
10/11	at Cincinnati	23	169	7.3	69t	1	0	0	0.0	0	0	169
10/18	Carolina	1	8	8.0	8	0	0	0	0.0	0	0	8
10/22	at San Francisco	6	32	5.3	17	0	2	9	4.5	5	0	41
11/1	at Dallas	4	10	2.5	7	0	0	0	0.0	0	0	10
11/15	Arizona	2	19	9.5	13	0	0	0	0.0	0	0	19
11/22	San Francisco	30	209	7.0	30	1	3	46	15.3	31t	1	255
11/29	Pittsburgh	21	81	3.9	17	1	0	0	0.0	0	0	81
12/6	at Minnesota	19	101	5.3	20	1	3	22	7.3	9	0	123
12/13	at Baltimore	6	44	7.3	16	0	0	0	0.0	0	0	44
TOTALS (13/7)		147	830	5.6	69t	4	9	76	8.4	31t	1	906



44

MARCEL REECE

FULLBACK

Height 6-1
Weight 250
College Washington
Seasons NFL 7th, Seahawks 1st
Born June 23, 1985
Hometown Inglewood, Calif.

NFL TRANSACTIONS:

05/02/08: Signed with Miami as undrafted FA
05/05/08: Waived by Miami
05/13/08: Signed as FA by Oakland
08/30/08: Waived by Oakland
09/01/08: Signed to Oakland's PS
12/26/08: Signed to Oakland's 53-man roster
09/05/09: Waived by Oakland
09/07/09: Signed to Oakland's PS
12/25/09: Signed to Oakland's 53-man roster
09/26/16: Released by Oakland

NFL CAREER HIGHLIGHTS:

- Selected to four-straight Pro Bowls from 2012-15.
- Named second-team All-Pro in 2013.
- Served as a Raiders team captain from 2012-15.
- Has totaled 844 rushing yards on 183 carries (4.6 avg.) and 2,015 receiving yards on 205 receptions (9.8 avg.) with 15 total TDs.
- After originally entering the NFL in 2008 with Miami as an undrafted free agent wide receiver, spent eight seasons (2008-15) with Oakland as a fullback after signing with the team following a mini camp in which he participated on a try-

out basis.

COLLEGE: Played two years as a wide receiver at Washington after transferring from El Camino Community College in Torrance, Calif. Had 48 career receptions for 980 yards and nine TDs. Started all 13 games as a senior and earned team award for most improved offensive player. Set Washington record in 2007 for longest play from scrimmage with a 98-yard TD reception against Arizona. Finished season with 39 receptions for 761 yards and eight TDs. Played in 11-of-12 games as a junior and totaled nine receptions for 219 yards and one TD. At El Camino Community College, led Warriors to 11-1 record and berth in California state semifinals. Ranked No. 2 receiver and No. 24 nationally by Rivals.com. In first collegiate season, at Chaffey Junior College in Rancho Cucamonga, Calif., recorded 25 receptions for 600 yards and seven TDs. Majored in American ethnic studies.

PERSONAL: Attended Hesperia (Calif.) High School and was First-team All-league performer in football, basketball and track. Had 41 receptions for 989 yards and 11 TDs in his senior season. Works with the Marcel Reece Foundation Youth Football Camp of Hesperia, Calif.

REECE'S NFL RECORD

Club	Team	G/S	Rushing					Receiving					
			Att	Yds	Avg	LG	TD	No	Yds	Avg	LG	TD	
2008	Oakland	0/0	0	0	0.0	0	0	0	0	0.0	0	0	
2009	Oakland	2/0	0	0	0.0	0	0	2	20	10.0	11	0	
2010	Oakland	16/10	30	122	4.1	31	1	25	333	13.3	73t	3	
2011	Oakland	12/6	17	112	6.6	26	0	27	301	11.1	47	2	
2012	Oakland	16/14	59	271	4.6	17	0	52	496	9.5	56	1	
2013	Oakland	16/15	46	218	4.7	63t	2	32	331	10.3	45	2	
2014	Oakland	15/15	21	85	4.0	11	0	37	265	7.2	19	1	
2015	Oakland	15/7	10	36	3.6	12	0	30	269	9.0	55	3	
2016	Seattle	4/0	2	0	0.0	0	0	5	72	14.4	31	0	
NFL TOTALS			96/67	185	844	4.6	63t	3	210	2,087	9.9	73t	12

POSTSEASON

Club	Team	G/S	Rushing					Receiving					
			Att	Yds	Avg	LG	TD	No	Yds	Avg	LG	TD	
2016	Seattle	1/1	1	0	0.0	0	0	1	5	5.0	5	0	
NFL TOTALS			1/1	1	0	0.0	0	0	1	5	5.0	5	0

REECE'S SINGLE-GAME HIGHS

Rushing
Rush Att: 19, 2 Times, Last at NY Jets (12/8/13)
Rush Yards: 123 at NY Jets (12/8/13)
Longest Rush: 63t at NY Jets (12/8/13)
Most Rush TDs: 1, 3 Times, Last at NY Jets (12/8/13)

Receiving
Most Rec.: 8 vs. Tampa Bay (11/4/12)
Most Rec. Yards: 95 vs. Tampa Bay (11/4/12)
Long Reception: 73t vs. Denver (12/19/10)
Most Rec. TDs: 2 vs. Baltimore (9/20/15)

ADDITIONAL STATS

Special Teams Tackles: 2014 (5), 2015 (2); **Career:** (7).
Kickoff Returns: 2009 (3 for 58 yards), 2010 (1 for 7 yards), 2012 (1 for 36 yards), 2015 (2 for 32 yards); **Career:** (7 for 133 yards, 19.0 avg.).
Passing: 2013 (1-1, 22 yards); **Career:** 2013 (1-1, 22 yards).
Punt Blocks: 2013 (1), 2014 (1); **Career:** (2).

REECE'S 2016 SEASON

Signed by Seattle December 6. **at GB (12/11):** Saw action in first game with Seattle and had two receptions for 38 yards with a long of 31.

2016	Opponent	Rushing					Receiving					Total
		Att	Yds	Avg	LG	TD	Rec	Yds	Avg	LG	TD	
Weeks 1-13												
Not on a roster												
12/11	at Green Bay	0	0	0.0	0	0	2	38	19.0	31	0	38
12/15	L.A. Rams	1	0	0.0	0	0	1	9	9.0	9	0	9
12/24	Arizona	0	0	0.0	0	0	0	0	0.0	0	0	0
1/1/17	at San Francisco	1	0	0.0	0	0	2	25	12.5	19	0	25
TOTALS (4/0)		2	0	0.0	0	0	5	72	14.4	31	0	72
1/7	Detroit	1	0	0.0	0	0	1	5	5.0	5	0	5
TOTALS (1/1)		1	0	0.0	0	0	1	5	5.0	5	0	5

REECE'S GAME-BY-GAME

2008	Opponent	Rushing					Receiving					Total
		Att	Yds	Avg	LG	TD	Rec	Yds	Avg	LG	TD	
12/28	at Tampa Bay	Inactive										
TOTALS (0/0)		0	0	0.0	0	0	0	0	0.0	0	0	0
2009	Opponent	Rushing					Receiving					Total
		Att	Yds	Avg	LG	TD	Rec	Yds	Avg	LG	TD	
12/27	at Cleveland	0	0	0.0	0	0	1	9	9.0	9	0	9
1/3/10	Baltimore	0	0	0.0	0	0	1	11	11.0	11	0	11
TOTALS (2/0)		0	0	0.0	0	0	2	20	10.0	11	0	20

REECE'S GAME-BY-GAME CONT.

2010	Opponent	-----Rushing-----					-----Receiving-----					Total
		Att	Yds	Avg	LG	TD	Rec	Yds	Avg	LG	TD	
09/12	at Tennessee	0	0	0.0	0	0	0	0	0.0	0	0	0
09/19	St. Louis	3	9	3.0	5	0	2	21	10.5	19	0	30
09/26	at Arizona	1	2	2.0	2	0	2	2	1.0	6	0	4
10/03	Houston	2	7	3.5	6	0	1	13	13.0	13t	1	20
10/10	San Diego	0	0	0.0	0	0	2	7	3.5	4	0	7
10/17	at San Francisco	1	2	2.0	2	0	0	0	0.0	0	0	2
10/24	at Denver	7	39	5.6	14	1	1	19	19.0	19	0	58
10/31	Seattle	2	32	16.0	31	0	3	90	30.0	51	1	122
11/07	Kansas City	1	4	4.0	4	0	2	8	4.0	7	0	12
11/21	at Pittsburgh	1	2	2.0	2	0	0	0	0.0	0	0	2
11/28	Miami	1	-2	-2.0	-2	0	1	2	2	2.0	2	0
12/05	at San Diego	1	5	5.0	5	0	3	42	14.0	22	0	47
12/12	at Jacksonville	2	3	1.5	2	0	4	48	12.0	13	0	51
12/19	Denver	3	9	3.0	4	0	2	79	39.5	73t	1	88
12/26	Indianapolis	3	6	2.0	4	0	2	2	1.0	2	0	8
1/2/11	at Kansas City	2	4	2.0	3	0	0	0	0.0	0	0	4
TOTALS (16/10)		30	122	4.1	31	1	25	333	13.3	73t	3	455

2011	Opponent	-----Rushing-----					-----Receiving-----					Total
		Att	Yds	Avg	LG	TD	Rec	Yds	Avg	LG	TD	
09/12	at Denver	1	11	11.0	11	0	3	23	7.7	16	1	34
09/18	at Buffalo	1	4	4.0	4	0	3	20	6.7	12	0	24
09/25	N.Y. Jets	0	0	0.0	0	0	0	0	0.0	0	0	0
10/02	New England			Inactive (ankle)								
10/09	at Houston			Inactive (ankle)								
10/16	Cleveland			Inactive (ankle)								
10/23	Kansas City			Inactive (ankle)								
11/06	Denver	0	0	0.0	0	0	3	51	17.0	40	1	51
11/10	at San Diego	1	3	3.0	3	0	0	0	0.0	0	0	3
11/20	at Minnesota	6	45	7.5	20	0	2	16	8.0	12	0	61
11/27	Chicago	2	0	0.0	3	0	5	92	18.4	47	0	92
12/04	at Miami	1	10	10.0	10	0	1	38	38.0	38	0	48
12/11	at Green Bay	2	12	6.0	9	0	4	7	1.8	12	0	19
12/18	Detroit	1	26	26.0	26	0	3	16	5.3	18	0	42
12/24	at Kansas City	2	1	0.5	1	0	1	10	10.0	10	0	11
1/1/12	San Diego	0	0	0.0	0	0	2	28	14.0	22	0	28
TOTALS (12/6)		17	112	6.6	26	0	27	301	11.1	47	2	413

2012	Opponent	-----Rushing-----					-----Receiving-----					Total
		Att	Yds	Avg	LG	TD	Rec	Yds	Avg	LG	TD	
09/10	San Diego	1	0	0.0	0	0	2	20	10.0	15	0	20
09/16	at Miami	0	0	0.0	0	0	2	17	8.5	14	0	17
09/23	Pittsburgh	0	0	0.0	0	0	4	27	6.8	10	0	27
09/30	at Denver	0	0	0.0	0	0	5	54	10.8	31	0	54
10/14	at Atlanta	0	0	0.0	0	0	1	1	1.0	1	0	1
10/21	Jacksonville	0	0	0.0	0	0	4	58	14.5	35	0	58
10/28	at Kansas City	0	0	0.0	0	0	0	0	0.0	0	0	0
11/04	Tampa Bay	0	0	0.0	0	0	8	95	11.9	26	1	95
11/11	at Baltimore	13	48	3.7	9	0	7	56	8.0	24	0	104
11/18	New Orleans	19	103	5.4	17	0	4	90	22.5	56	0	193
11/25	at Cincinnati	15	74	4.9	15	0	4	29	7.3	11	0	103
12/02	Cleveland	7	36	5.1	12	0	5	20	4.0	11	0	56
12/06	Denver	4	10	2.5	5	0	1	5	5.0	5	0	15
12/16	Kansas City	0	0	0.0	0	0	1	6	6.0	6	0	6
12/23	at Carolina	0	0	0.0	0	0	4	18	4.5	19	0	18
12/30	at San Diego	0	0	0.0	0	0	0	0	0.0	0	0	0
TOTALS (16/14)		59	271	4.6	17	0	52	496	9.5	56	1	767

REECE'S GAME-BY-GAME CONT.

2013	Opponent	-----Rushing-----					-----Receiving-----					Total
		Att	Yds	Avg	LG	TD	Rec	Yds	Avg	LG	TD	
09/08	at Indianapolis	0	0	0.0	0	0	1	9	9.0	9	0	9
09/15	Jacksonville	2	15	7.5	11t	1	0	0	0.0	0	0	15
09/23	at Denver	0	0	0.0	0	0	4	45	11.3	19	1	45
09/29	Washington	0	0	0.0	0	0	1	-2	-2.0	-2	0	-2
10/06	San Diego	7	32	4.6	14	0	3	25	8.3	9	0	57
10/13	at Kansas City	0	0	0.0	0	0	1	9	9.0	9	0	9
10/27	Pittsburgh	3	10	3.3	6	0	0	0	0.0	0	0	10
11/03	Philadelphia	1	0	0.0	0	0	2	22	11.0	16	0	22
11/10	at N.Y. Giants	0	0	0.0	0	0	3	30	10.0	16	0	30
11/17	at Houston	4	6	1.5	2	0	2	17	8.5	20	0	23
11/24	Tennessee	5	14	2.8	5	0	4	44	11.0	27t	1	58
11/28	at Dallas	0	0	0.0	0	0	2	5	2.5	5	0	5
12/08	at N.Y. Jets	19	123	6.5	63t	1	2	38	19.0	26	0	161
12/15	Kansas City	5	18	3.6	8	0	2	52	26.0	45	0	70
12/22	at San Diego	0	0	0.0	0	0	4	26	6.5	14	0	26
12/29	Denver	0	0	0.0	0	0	1	11	11.0	11	0	11
TOTALS (16/15)		46	218	4.7	63t	2	32	331	10.3	45	2	549

2014	Opponent	-----Rushing-----					-----Receiving-----					Total
		Att	Yds	Avg	LG	TD	Rec	Yds	Avg	LG	TD	
09/07	at N.Y. Jets	1	0	0.0	0	0	2	1	0.5	1	0	1
09/14	Houston	0	0	0.0	0	0	1	11	11.0	11	0	11
09/21	at New England	1	7	7.0	7	0	3	19	6.3	12	0	26
09/28	Miami	0	0	0.0	0	0	1	5	5.0	5	0	5
10/12	San Diego	1	2	2.0	2	0	1	11	11.0	11	0	13
10/19	Arizona			Inactive (Quadriceps)								
10/26	at Cleveland	0	0	0.0	0	0	5	34	6.8	19	0	34
11/02	at Seattle	1	10	10.0	10	0	1	12	12.0	12	0	22
11/09	Denver	1	3	3.0	3	0	2	6	3.0	6	0	9
11/16	at San Diego	1	1	1.0	1	0	2	-4	-2.0	0	0	-3
11/20	Kansas City	8	37	4.6	9	0	1	8	8.0	8	0	45
11/30	at St. Louis	4	12	3.0	8	0	6	48	8.0	13	0	60
12/07	San Francisco	2	2	1.0	3	0	7	64	9.1	14	1	66
12/14	at Kansas City	0	0	0.0	0	0	0	0	0.0	0	0	0
12/21	Buffalo	0	0	0.0	0	0	2	20	10.0	16	0	20
12/28	at Denver	1	11	11.0	11	0	3	30	10.0	14	0	41
TOTALS (15/15)		21	85	4.0	11	0	37	265	7.2	19	1	350

2015	Opponent	-----Rushing-----					-----Receiving-----					Total
		Att	Yds	Avg	LG	TD	Rec	Yds	Avg	LG	TD	
09/13	Cincinnati	0	0	0.0	0	0	3	26	8.7	11t	2	26
09/20	Baltimore	0	0	0.0	0	0	1	16	16.0	16	0	16
09/27	at Cleveland	1	1	1.0	1	0	1	55	55.0	55	0	56
10/04	at Chicago	0	0	0.0	0	0	2	16	8.0	10	0	16
10/11	Denver	1	6	6.0	6	0	7	49	7.0	13	1	55
10/25	at San Diego	0	0	0.0	0	0	3	15	5.0	6	0	15
11/01	N.Y. Jets	0	0	0.0	0	0	3	26	8.7	15	0	26
11/08	at Pittsburgh	3	21	7.0	12	0	0	0	0.0	0	0	21
11/15	Minnesota	0	0	0.0	0	0	1	0	0.0	0	0	0
11/22	at Detroit	2	2	1.0	2	0	0	0	0.0	0	0	2
11/29	at Tennessee	0	0	0.0	0	0	1	7	7.0	7	0	7
12/06	Kansas City	1	4	4.0	4	0	3	19	6.3	15	0	23
12/13	at Denver	2	2	1.0	2	0	0	0	0.0	0	0	2
12/20	Green Bay	0	0	0.0	0	0	3	37	12.3	29	0	37
12/24	San Diego	0	0	0.0	0	0	2	3	1.5	3	0	3
1/3/16	at Kansas City			Reserve/Suspended List								
TOTALS (15/7)		10	36	3.6	12	0	30	269	9.0	55	3	305



90

JARRAN REED

DEFENSIVE TACKLE

Height	6-3
Weight	311
College	Alabama
NFL Seasons	Rookie
Born	December 16, 1992
Hometown	Goldsboro, N.C.
Pronunciation	JARE-inn

REED'S 2016 SEASON

Mia (9/11): Started first-career game and had two tackles and two passes defended. **SF (9/25):** Had three assisted tackles. **at NYJ (10/2):** Inactive (hip). **Atl (10/16):** Returned to action and totaled three tackles (1 solo), including first-career sack and two QB hits. **at NE (11/13):** Totaled a season-best five tackles and shared a sack with Damontre Moore. **LA (12/15):** Made first start since week 3 and assisted on two tackles.

REED'S 2016 GAME-BY-GAME

Game	G/S	T	S	A	QB	Yds.	QH	Int.	Yds.	PD	FF	FR	Yds.
Miami (9/11)	1/1	2	0	2	0.0	0.0	0	0	0	2	0	0	0
at L.A. (9/18)	1/1	2	1	1	0.0	0.0	0	0	0	0	0	0	0
SF (9/25)	1/1	3	0	3	0.0	0.0	0	0	0	0	0	0	0
at NYJ (10/2)		Inactive (hip)											
Atl (10/16)	1/0	3	1	2	1.0	0.0	2	0	0	0	0	0	0
at Ariz (10/23)	1/0	1	1	0	0.0	0.0	0	0	0	0	0	0	0
at NO (10/30)	1/0	3	1	2	0.0	0.0	0	0	0	0	0	0	0
Buf (11/7)	1/0	2	1	1	0.0	0.0	0	0	0	0	0	0	0
at NE (11/13)	1/0	5	1	4	0.5	3.5	1	0	0	0	0	0	0
Phi (11/20)	1/0	2	1	1	0.0	0.0	1	0	0	1	0	0	0
at TB (11/27)	1/0	2	1	1	0.0	0.0	0	0	0	0	0	0	0
Car (12/4)	1/0	0	0	0	0.0	0.0	0	0	0	0	0	0	0
at GB (12/11)	1/0	4	2	2	0.0	0.0	0	0	0	0	0	0	0
L.A. (12/15)	1/1	2	0	2	0.0	0.0	0	0	0	0	0	0	0
Ariz (12/24)	1/1	2	1	1	0.0	0.0	1	0	0	0	0	0	0
at SF (1/1/17)	1/1	2	2	0	0.0	0.0	0	0	0	0	0	0	0
Totals	15/6	35	13	22	1.5	3.5	5	0	0	3	0	0	0
Det (1/7)	1/1	0	0	0	0.0	0.0	0	0	0	0	0	0	0
Totals	1/1	0	0	0	0.0	0.0	0	0	0	0	0	0	0



10

PAUL RICHARDSON

WIDE RECEIVER

Height	6-0
Weight	183
College	Colorado
Seasons	NFL 3rd, Seahawks 3rd
Born	April 13, 1992
Hometown	Los Angeles, Calif.

RICHARDSON'S NFL RECORD

Year	Club	G/S	No	Yds	Avg	LG	TD
2014	Seattle	15/6	29	271	9.3	32	1
2015	Seattle	1/0	1	40	40.0	40	0
2016	Seattle	15/0	21	288	13.7	39	1
NFL TOTALS		31/6	51	599	11.7	40	2

POSTSEASON								
Year	Club	G/S	No	Yds	Avg	LG	TD	
2014	Seattle	1/0	1	21	21.0	21	0	
2015	Seattle	Injured Reserve (hamstring)						
2016	Seattle	1/0	3	48	16.0	27	1	
NFL TOTALS		2/0	4	69	17.3	27	1	

RICHARDSON'S SINGLE-GAME HIGHS

Most Receptions: 5, 2 Times, Last vs. St. Louis (12/28/14) **Most Yards:** 60 vs. St. Louis (12/28/14)
Most TDs: 1, 2 Times, Last vs. Arizona (12/24/16) **Longest Reception:** 40 vs. SF (11/22/15)

ADDITIONAL STATS

Special Teams Tackles: 2016 (2); **Career:** (2).
Kickoff Returns: 2016 (5 for 105 yards, 21.0 avg. long of 32); **Career:** (5 for 105 yards, 21.0 avg. long of 32).
Rushing: 2016 (1 for 5 yards); **Career:** (1 for 5 yards).

RICHARDSON'S 2016 SEASON

Ariz (12/24): Had season high with four catches, including first TD since 2014. Took over kickoff return duties for Tyler Lockett and had two returns for 56 yards. **at SF (1/1):** Tied a season-high with four receptions and had first-career rush for 5 yards on an end around. **Det (1/7):** Scored the first TD of the game on 1-handed grab in the back corner.

2016	Opponent	No	Yds	Avg	LG	TD	2016	Opponent	No	Yds	Avg	LG	TD
9/11	Miami	1	11	11.0	11	0	11/27	at Tampa Bay	1	17	17.0	17	0
9/18	at L.A. Rams	3	35	11.7	14	0	12/4	Carolina	Inactive (hamstring)				
9/25	San Francisco	0	0	0.0	0	0	12/11	at Green Bay	0	0	0.0	0	0
10/2	at N.Y. Jets	1	27	27.0	27	0	12/15	L.A. Rams	0	0	0.0	0	0
10/16	Atlanta	0	0	0.0	0	0	12/24	Arizona	4	42	10.5	16	1
10/23	at Arizona	1	10	10.0	10	0	1/1/17	at San Francisco	4	40	10.0	18	0
10/30	at New Orleans	2	33	16.5	23	0	TOTALS (15/0)						
11/7	Buffalo	1	15	17.0	15	0		Detroit	3	48	16.0	27	1
11/13	at New England	2	52	26.0	39	0	TOTALS (1/0)						
11/20	Philadelphia	1	6	6.0	6	0			3	48	16.0	27	1

RICHARDSON'S GAME-BY-GAME RECEIVING

2014	Opponent	No	Yds	Avg	LG	TD	2015	Opponent	No	Yds	Avg	LG	TD	
09/04	Green Bay	0	0	0.0	0	0	Games 1-8							
09/14	at San Diego	0	0	0.0	0	0	PUP (Knee)							
09/21	Denver	1	7	7.0	7	0	11/15	Arizona	1	40	40.0	40	0	
10/06	at Washington	0	0	0.0	0	0	11/22	San Francisco	Inactive (Hamstring)					
10/12	Dallas	Inactive						11/29	Pittsburgh	Inactive (Hamstring)				
10/19	at St. Louis	4	33	8.3	11	0	TOTALS (1/0)							
10/26	at Carolina	2	20	10.0	11	0		1	40	40.0	40	0		
11/02	Oakland	3	12	4.0	10	0								
11/09	NY Giants	0	0	0.0	0	0								
11/16	at Kansas City	3	24	8.0	10	0								
11/23	Arizona	0	0	0.0	0	0								
11/27	at San Francisco	1	6	6.0	6	0								
12/07	at Philadelphia	2	27	13.5	20	0								
12/14	San Francisco	3	30	10.0	11	1								
12/21	at Arizona	5	52	10.4	22	0								
12/28	St. Louis	5	60	12.0	32	0								
TOTALS (15/6)		29	271	9.3	32	1								
1/10	Carolina	1	21	21.0	21	0								
PLAYOFFS (1/0)		1	21	21.0	21	0								



77

AHTYBA RUBIN

DEFENSIVE TACKLE

Height 6-2
 Weight 310
 College Iowa State
 Seasons NFL 9th, Seahawks 2nd
 Born July 25, 1986
 Hometown Pensacola, Fla.
 Pronunciation ah-TAH-buh

RUBIN'S NFL RECORD

Club	G/S	Tackles			Sacks		Interceptions				FF	FR	Yds		
		Tkl	So	Ast	QB	Yds	No	Yds	Avg	LG				TD	PD
2008 Cleveland	12/0	11	7	4	0.0	0.0	0	0	0.0	0	0	0	1	0	
2009 Cleveland	16/5	38	23	15	0.0	0.0	0	0	0.0	0	0	0	1	0	
2010 Cleveland	16/16	82	57	25	2.0	17.0	1	1	1.0	1	0	2	0	0	
2011 Cleveland	16/16	83	56	27	5.0	36.5	0	0	0.0	0	0	0	0	0	
2012 Cleveland	13/13	44	30	14	2.0	13.0	0	0	0.0	0	0	2	2	0	
2013 Cleveland	14/14	52	25	27	2.0	9.0	0	0	0.0	0	0	0	0	0	
2014 Cleveland	13/11	28	14	14	1.0	6.0	0	0	0.0	0	0	1	0	0	
2015 Seattle	16/16	36	20	16	2.0	9.0	1	2	2.0	2	0	1	0	0	
2016 Seattle	16/16	38	24	14	1.0	9.0	0	0	0.0	0	0	1	3	0	
NFL TOTALS	132/107	412	256	156	15.0	99.5	2	3	1.5	2	0	7	6	1	0

POSTSEASON

Club	G/S	Tackles			Sacks		Interceptions				FF	FR	Yds		
		Tkl	So	Ast	QB	Yds	No	Yds	Avg	LG				TD	PD
2015 Seattle	2/2	10	5	5	1.0	9.0	0	0	0.0	0	0	0	0	1	0
2016 Seattle	1/1	1	0	1	0.0	0.0	0	0	0.0	0	0	0	0	0	0
NFL TOTALS	3/3	11	5	6	1.0	9.0	0	0	0.0	0	0	0	0	1	0

RUBIN'S SINGLE-GAME HIGHS

Tackles: 10 at Cincinnati (12/19/10) **FF:** 1, 6 Times, Last at San Francisco(1/1/17)
Sacks: 1.5 vs. Miami (9/25/11) **FR:** 1 at Buffalo (11/17/08)
Int.: 1, 2 Times, Last vs. Pittsburgh (11/29/15)

RUBIN'S 2016 SEASON

at NE (11/13): Started 100th-career game of career. **at GB (12/11):** Recorded a sack - first of the season. **Ariz (12/24):** Had four solo stops and a FF, third of the season.

RUBIN'S 2016 GAME-BY-GAME

Game	G/S	T	S	A	QB	Yds.	QH	Int.	Yds.	PD	FF	FR	Yds.
Miami (9/11)	1/1	0	0	0	0.0	0.0	0	0	0	0	1	0	0
at L.A. (9/18)	1/1	2	2	0	0.0	0.0	0	0	0	0	0	0	0
SF (9/25)	1/1	5	1	4	0.0	0.0	0	0	0	0	0	0	0
at NYJ (10/2)	1/1	2	0	2	0.0	0.0	0	0	0	0	0	0	0
Atl (10/16)	1/1	1	0	1	0.0	0.0	0	0	0	0	0	0	0
at Ariz (10/23)	1/1	6	6	0	0.0	0.0	0	0	0	0	0	0	0
at NO (10/30)	1/1	5	3	2	0.0	0.0	0	0	0	0	0	0	0
Buf (11/7)	1/1	1	1	0	0.0	0.0	0	0	0	0	0	0	0
at NE (11/13)	1/1	1	0	1	0.0	0.0	0	0	0	1	0	0	0
Phi (11/20)	1/1	0	0	0	0.0	0.0	0	0	0	0	0	0	0
at TB (11/27)	1/1	2	1	1	0.0	0.0	0	0	0	0	1	0	0
Car (12/4)	1/1	1	1	0	0.0	0.0	1	0	0	0	0	0	0
at GB (12/11)	1/1	2	2	0	1.0	9.0	1	0	0	0	0	0	0
L.A. (12/15)	1/1	4	2	2	0.0	0.0	0	0	0	0	0	0	0
Ariz (12/24)	1/1	2	1	1	0.0	0.0	0	0	0	0	0	0	0
at SF (1/1/17)	1/1	4	4	0	0.0	0.0	1	0	0	0	1	0	0
Totals	16/16	38	24	14	1.0	9.0	3	0	0	1	3	0	0
Det (1/7)	1/1	1	0	1	0.0	0.0	0	0	0	0	0	0	0
Totals	1/1	1	0	1	0.0	0.0	0	0	0	0	0	0	0



9

JON RYAN

PUNTER

Height 6-0
Weight 217
College Regina
Seasons NFL 11th, Seahawks 9th
Born November 26, 1981
Hometown Regina, Saskatchewan

RYAN'S NFL RECORD

Club	G/S	No	Yds	Avg	Net Avg	LG	I20	TB	Blk
2006 Green Bay	16/0	84	3,739	44.5	35.7	66	17	12	0
2007 Green Bay	16/0	60	2,664	44.4	37.6	72	18	11	2
2008 Seattle	15/0	78	3,557	45.6	37.9	63	22	12	1
2009 Seattle	16/0	88	4,068	46.2	38.7	70	28	9	0
2010 Seattle	16/0	78	3,254	41.7	37.3	63	27	1	0
2011 Seattle	16/0	95	4,431	46.6*	39.3	77*	34	8	0
2012 Seattle	16/0	65	2,963	45.6	40.8*	73	30	3	0
2013 Seattle	16/0	74	3,159	42.7	39.2	69	28	5	2
2014 Seattle	16/0	61	2,688	44.1	38.3	66	28	6	1
2015 Seattle	16/0	68	3,105	45.7	37.9	73	24	7	0
2016 Seattle	16/0	71	3,126	44.0	39.3	64	26	3	1
NFL TOTALS	175/0	822	36,754	44.7	38.3	77	282	77	7

POSTSEASON									
Club	G/S	No	Yds	Avg	Net Avg	LG	I20	TB	Blk
2007 Green Bay	2/0	9	298	33.1	28.2	43	3	1	0
2010 Seattle	2/0	13	470	36.2	33.0	52	4	0	0
2012 Seattle	2/0	6	214	35.7	30.3	50	2	1	0
2013 Seattle	3/0	9	356	39.6	28.9	46	2	0	0
2014 Seattle	3/0	15	635	42.3	36.2	61	6	0	0
2015 Seattle	2/0	8	286	35.8	34.9	42	4	0	0
2016 Seattle	1/0	3	113	37.7	37.7	44	1	0	0
NFL TOTALS	15/0	63	2,372	37.7	30.9	61	22	2	0

* Club Record

RYAN'S 2016 SEASON

at NYJ (10/2): Earned NFC Special Teams Player of the Week honors after placing four of five punts inside the 20. at NO (10/30): Tied a season-long with a 58-yard punt. Also credited with a pass attempt on a fumbled field goal snap at the end of the first half. LA (12/15): Had a successful fake punt and rushed for 26 yards and first down. Suffered a concussion on the play and did not return.

2016	Opponent	No	Yds	Avg	Net Avg	LG	I20	TB	Blk
9/11	Miami	6	253	42.2	36.8	50	2	0	0
9/18	at L.A.	7	309	44.1	39.1	51	2	1	0
9/25	San Francisco	2	102	51.0	41.0	57	0	0	0
10/2	at N.Y. Jets	5	203	40.6	40.6	56	4	0	0
10/16	Atlanta	5	230	46.0	39.8	58	2	1	0
10/23	at Arizona	9	414	46.0	42.3	58	2	0	0
10/30	at New Orleans	3	146	48.7	42.0	58	1	1	0
11/7	Buffalo	3	142	47.3	32.3	62	1	0	1
11/13	at New England	2	105	52.5	48.5	54	2	0	0
11/20	Philadelphia	6	279	46.5	44.0	58	3	0	0
11/27	at Tampa Bay	7	330	47.1	40.3	55	1	0	0
12/4	Carolina	1	41	41.0	41.0	41	0	0	0
12/11	at Green Bay	4	136	34.0	34.0	42	2	0	0
12/15	L.A.	3	108	36.0	36.0	40	2	0	0
12/24	Arizona	4	144	36.0	36.0	50	1	0	0
1/1/17	at San Francisco	4	184	46.0	35.8	64	1	0	0
TOTALS		71	3,126	44.0	39.3	64	26	3	1
1/7	Detroit	3	113	37.7	37.7	44	1	0	0
TOTALS		3	113	37.7	37.7	44	1	0	0

RYAN'S SINGLE-GAME HIGHS

Punts: 11 vs. Philadelphia (11/2/08) Longest: 77* at San Francisco (9/11/11)
 Avg. (3 min.): 61.0 at Dallas (11/6/11) Inside 20: 6,3, Times, Last at Miami (11/25/12)
 Net (3 min.): 58.3 at Dallas (11/6/11)

ADDITIONAL STATS

Special Teams Tackles: 2006 (1), 2007 (FR), 2009 (3), 2011 (3), 2015 (2); **Career:** (9, FR). **Passing:** 2007: 1-1 for 18 yards, 2009: 1-1 for 42 yards; 2016: 0-1 for 0 yards; **Career:** 2-3 for 60 yards.
Rushing: 2006: One for -11, 2007: Two for 7, 2009: One for 0, 2010: One for -9; 2014: Two for 5 (fake FG and fumble punt snap); 2016: One for 26 (fake punt); **Career:** Eight for 18 yards.
Postseason Special Teams Passing: 2014 (1-1, 19-yard TD on Fake FG). **Rushing:** 2015 (One for 4 yards following a low snap).



35

DESHAWN SHEARD

DEFENSIVE BACK

Height 6-2
Weight 212
College Portland State
Seasons NFL 5th, Seahawks 5th
Born June 28, 1989
Hometown Palmdale, Calif.

SHEAD'S NFL RECORD

Club	G/S	Tackles			Sacks		Interceptions									
		Tkl	So	Ast	QB	Yds	No	Yds	Avg	LG	TD	PD	FF	FR	Yds	
2012 Seattle	0/0	0	0	0	0.0	0.0	0	0.0	0.0	0	0	0	0	0	0	0
2013 Seattle	5/0	0	0	0	0.0	0.0	0	0.0	0.0	0	0	0	0	0	0	0
2014 Seattle	16/1	7	6	1	0.0	0.0	0	0.0	0.0	0	0	2	0	0	0	0
2015 Seattle	16/6	49	38	11	1.0	5.0	1	40	40.0	40	0	8	1	0	0	0
2016 Seattle	15/15	80	56	24	0.0	0.0	1	2	2.0	2	0	14	1	0	0	0
NFL TOTALS	52/22	136	100	36	1.0	5.0	2	42	21.0	40	0	24	2	0	0	0

POSTSEASON																
Club	G/S	Tackles			Sacks		Interceptions									
		Tkl	So	Ast	QB	Yds	No	Yds	Avg	LG	TD	PD	FF	FR	Yds	
2012 Seattle	0/0	0	0	0	0.0	0.0	0	0	0.0	0	0	0	0	0	0	0
2013 Seattle	3/0	0	0	0	0.0	0.0	0	0	0.0	0	0	0	0	0	0	0
2014 Seattle	3/0	0	0	0	0.0	0.0	0	0	0.0	0	0	0	0	0	0	0
2015 Seattle	2/1	9	6	3	0.0	0.0	0	0	0.0	0	0	0	0	0	0	0
2016 Seattle	1/1	1	0	1	0.0	0.0	0	0	0.0	0	0	3	0	0	0	0
NFL TOTALS	9/2	10	6	4	0.0	0.0	0	0	0.0	0	0	3	0	0	0	0

SHEAD'S SINGLE-GAME HIGHS

Tackles: 10, vs. Pittsburgh (11/29/15) **FF:** 1, 2 Times, Last vs. San Francisco (9/25/16)
Sacks: 1.0, at Cincinnati (10/11/15) **FR:** None
Int.: 1, 2 Times, Last at New England (11/13/16)

ADDITIONAL STATS

Special Teams Tackles: 2013 (1), 2014 (6, blocked punt), 2015 (4, FF), 2016 (1); **Career:** 12, FF
Postseason Special Teams Tackles: 2013 (2), 2014 (6), 2015 (1); **Career:** 9.

SHEAD'S 2016 SEASON

Mia (9/11): Started at right CB. **at Ariz (10/23):** Posted a season-best nine tackles (8 solo) and had a pass defensed. Set a single-season career high with ninth pass defensed. **at NE (11/13):** Had second-career interception, Tom Brady's first of the season and ended the Patriot's NFL record for most pass attempts to open a season without an interception. **Phi (11/20):** Left game early in the first half with a hamstring injury. **at TB (11/27):** Inactive (hamstring).

SHEAD'S 2016 GAME-BY-GAME

Game	G/S	T	S	A	QB	Yds.	QH	Int.	Yds.	PD	FF	FR	Yds.
Miami (9/11)	1/1	4	1	3	0.0	0.0	0	0	0	2	0	0	0
at L.A. (9/18)	1/1	4	4	0	0.0	0.0	0	0	0	0	0	0	0
SF (9/25)	1/1	7	7	0	0.0	0.0	0	0	0	1	1	0	0
at NYJ (10/2)	1/1	4	3	1	0.0	0.0	0	0	0	2	0	0	0
Atl (10/16)	1/1	8	7	1	0.0	0.0	0	0	0	3	0	0	0
at Ariz (10/23)	1/1	9	8	1	0.0	0.0	0	0	0	1	0	0	0
at NO (10/30)	1/1	8	6	2	0.0	0.0	0	0	0	0	0	0	0
Buf (11/7)	1/1	8	4	4	0.0	0.0	0	0	0	0	0	0	0
at NE (11/13)	1/1	4	3	1	0.0	0.0	0	1	2	1	0	0	0
Phi (11/20)	1/1	1	0	1	0.0	0.0	0	0	0	0	0	0	0
atTB (11/27)								Inactive (hamstring)					
Car (12/4)	1/1	3	1	2	0.0	0.0	0	0	0	1	0	0	0
at GB (12/11)	1/1	5	4	1	0.0	0.0	0	0	0	2	0	0	0
L.A. (12/15)	1/1	5	3	2	0.0	0.0	0	0	0	1	0	0	0
Ariz (12/24)	1/1	9	4	5	0.0	0.0	0	0	0	0	0	0	0
at SF (1/1/17)	1/1	1	1	0	0.0	0.0	0	0	0	0	0	0	0
Totals	15/15	80	56	24	0.0	0.0	0	1	2	14	1	0	0
Det (1/7)	1/1	1	0	1	0.0	0.0	0	0	0	3	0	0	0
Totals	1/1	1	0	1	0.0	0.0	0	0	0	3	0	0	0



25

RICHARD SHERMAN

CORNERBACK

Height 6-3
Weight 195
College Stanford
Seasons NFL 6th, Seahawks 6th
Born March 30, 1988
Hometown Compton, Calif.

SHERMAN'S NFL RECORD

Club	G/S	Tackles			Sacks		Interceptions								
		Tkl	So	Ast	QB	Yds	No	Yds	Avg	LG	TD	PD	FF	FR	Yds
2011 Seattle	16/10	53	46	7	0.0	0.0	4	45	11.3	33	0	17	1	0	0
2012 Seattle	16/16	62	52	10	1.0	16.0	8	57	7.1	29	1	24	3	1	0
2013 Seattle	16/16	49	38	11	0.0	0.0	8	125	15.6	58t	1	19	0	0	0
2014 Seattle	16/16	57	45	12	0.0	0.0	4	81	10.3	53	0	8	1	0	0
2015 Seattle	16/16	50	32	18	0.0	0.0	2	30	15.0	26	0	15	0	0	0
2016 Seattle	16/16	58	38	20	0.0	0.0	4	37	9.3	31	0	13	0	1	14
NFL TOTALS	96/90	329	251	78	1.0	16.0	30	375	12.5	58t	2	96	5	2	14

POSTSEASON															
Club	G/S	Tackles			Sacks		Interceptions								
		Tkl	So	Ast	QB	Yds	No	Yds	Avg	LG	TD	PD	FF	FR	Yds
2012 Seattle	2/2	0	0	0	0.0	0.0	0	0	0.0	0	0	3	0	0	0
2013 Seattle	3/3	10	4	6	0.0	0.0	0	0	0.0	0	0	2	0	0	0
2014 Seattle	3/3	10	7	3	0.0	0.0	2	0	0.0	0	0	3	0	0	0
2015 Seattle	2/2	9	8	1	0.0	0.0	0	0	0.0	0	0	2	0	0	0
2016 Seattle	1/1	5	3	2	0.0	0.0	0	0	0.0	0	0	0	0	0	0
NFL TOTALS	9/9	34	22	12	0.0	0.0	2	0	0.0	0	0	10	0	0	0

SHERMAN'S SINGLE-GAME HIGHS

Tackles: 8, 5Times, Last at New Orleans (10/30/16) **Forced Fumbles:** 1, 5Times, Last vs. Oakland (12/9/14)
Interceptions: 2, 5Times, Last at NY Jets (10/2/16) **Fumble Recoveries:** 1, 2Times, Last vs. NE (11/13/16)
Sacks: 1.0, vs. N.Y. Jets (11/11/12)

ADDITIONAL STATS

Special Teams Tackles: 2011 (2); **Career:** (2).
Punt Returns: 2013 (1 for -6), 2014 (1 for 0), 2015 (1 for 64), 2016 (1 for 6); **Career:** (4 for 64, 16.0 avg.).
Touchdowns: 2012 (19 yd. INT return, 90 yd. FG block return); 2013 (58 yd. INT return).

SHERMAN'S 2016 SEASON

at NYJ (10/2): Allowed just four receptions on 12 targets, including picking off two passes...the fifth multi-interception game of his career. **at NO (10/30):** Tied a career high with eight tackles (5 solo). **Buf (11/7):** Had an interception in the end zone and returned it 31 yards to the Seahawks 27 yard line. **at NE (11/13):** Had seven tackles and a fumble recovery that he returned 14 yards to the Patriots 48-yard line that set up Seattle's final score. **Phi (11/20):** Notched 30th-career interception. **at SF (1/1):** Had two solo stops and served as the punt returner. Had one return for 6 yards.

SHERMAN'S 2016 GAME-BY-GAME

Game	G/S	T	S	A	QB	Yds.	QH	Int.	Yds.	PD	FF	FR	Yds.
Miami (9/11)	1/1	3	2	1	0.0	0.0	0	0	0	0	0	0	0
at L.A. (9/18)	1/1	3	2	1	0.0	0.0	0	0	0	0	0	0	0
SF (9/25)	1/1	2	2	0	0.0	0.0	0	0	0	1	0	0	0
at NYJ (10/2)	1/1	5	3	2	0.0	0.0	0	2	6	2	0	0	0
Atl (10/16)	1/1	4	2	2	0.0	0.0	0	0	0	2	0	0	0
at Ariz (10/23)	1/1	3	3	0	0.0	0.0	0	0	0	1	0	0	0
at NO (10/30)	1/1	8	5	3	0.0	0.0	0	0	0	0	0	0	0
Buf (11/7)	1/1	5	1	4	0.0	0.0	0	1	31	1	0	0	0
at NE (11/13)	1/1	7	3	4	0.0	0.0	0	0	0	0	0	1	14
Phi (11/20)	1/1	4	2	2	0.0	0.0	0	1	0	2	0	0	0
at TB (11/27)	1/1	2	2	0	0.0	0.0	0	0	0	0	0	0	0
Car (12/4)	1/1	1	1	0	0.0	0.0	0	0	0	1	0	0	0
at GB (12/11)	1/1	2	2	0	0.0	0.0	0	0	0	0	0	0	0
L.A. (12/15)	1/1	2	2	0	0.0	0.0	0	0	0	1	0	0	0
Ariz (12/24)	1/1	5	4	1	0.0	0.0	0	0	0	2	0	0	0
at SF (1/1/17)	1/1	2	2	0	0.0	0.0	0	0	0	0	0	0	0
Totals	16/16	58	38	20	0.0	0.0	0	4	37	13	0	1	14
Det (1/7)	1/1	5	3	2	0.0	0.0	0	0	0	0	0	0	0
Totals	1/1	5	3	2	0.0	0.0	0	0	0	0	0	0	0



92

SEALVER SILIGA
DEFENSIVE TACKLE

Height 6-2
Weight 345
College Utah
Seasons NFL 6th, Seahawks 1st
Born April 25, 1990
Hometown West Jordan, Utah

SILIGA'S NFL RECORD

Club	G/S	Tackles			Sacks		Interceptions			LG	TD	PD	FF	FR	Yds
		Tkl	So	Ast	QB	Yds	No	Yds	Avg						
2011 Denver		Practice Squad													
2012 Denver	1/0	1	1	0	0.0	0.0	0	0	0.0	0	0	0	0	0	0
2013 New England	5/4	23	9	14	3.0	26.0	0	0	0.0	0	0	0	1	0	
2014 New England	7/5	32	17	15	2.5	11.5	0	0	0.0	0	0	0	0	0	
2015 New England	13/4	28	11	17	0.0	0.0	0	0	0.0	0	0	0	0	0	
2016 Seattle	4/0	4	2	2	0.0	0.0	0	0	0.0	0	0	0	0	0	
NFL TOTALS	30/13	88	40	48	5.5	375	0	0	0.0	0	0	0	1	0	

POSTSEASON															
Club	G/S	Tackles			Sacks		Interceptions			LG	TD	PD	FF	FR	Yds
		Tkl	So	Ast	QB	Yds	No	Yds	Avg						
2013 New England	2/2	8	6	2	0.0	0.0	0	0	0.0	0	0	0	0	0	
2014 New England	3/3	12	4	8	0.0	0.0	0	0	0.0	0	0	0	0	0	
2015 New England	2/0	1	1	0	0.0	0.0	0	0	0.0	0	0	0	0	0	
NFL TOTALS	7/5	21	11	10	0.0	0.0	0	0	0.0	0	0	0	0	0	

SILIGA'S SINGLE-GAME HIGHS

Tackles: 9 vs. Buffalo (12/29/13)

Interceptions: None

Sacks: 1, 5 Times, Last at NY Jets (12/21/14)

Forced Fumbles: 1 vs. Buffalo (12/29/13)

Fumble Recoveries: None

SILIGA'S 2016 SEASON

Originally placed on IR (calf) August 29. Released from IR with injury settlement September 3. Re-signed with Seattle October 18. Released November 15.

SILIGA'S 2016 GAME-BY-GAME

Game	G/S	T	S	A	QB	Yds.	QH	Int.	Yds.	PD	FF	FR	Yds.
at Ariz (10/23)	1/0	0	0	0	0.0	0.0	0	0	0	0	0	0	0
at NO (10/30)	1/0	1	0	1	0.0	0.0	0	0	0	0	0	0	0
Buf (11/7)	1/0	1	0	1	0.0	0.0	0	0	0	0	0	0	0
at NE (11/13)	1/0	2	2	0	0.0	0.0	0	0	0	0	0	0	0
Totals	4/0	4	2	2	0.0	0.0	0	0	0	0	0	0	0



27

THAROLD SIMON

CORNERBACK

Height	6-3
Weight	202
College	LSU
Seasons	NFL 4th, Seahawks 4th
Born	March 6, 1991
Hometown	Eunice, Louisiana

SIMON'S 2016 SEASON

Released September 13. **Mia (9/11):** Inactive.

SIMON'S 2016 GAME-BY-GAME

Game	G/S	T	S	A	QB	Yds.	QH	Int.	Yds.	PD	FF	FR	Yds.
Miami (9/11)	0/0				Inactive								
Totals	0/0	0	0	0	0.0	0.0	0	0	0	0	0	0	0

SIMON'S NFL RECORD

Club	G/S	Tackles			Sacks		Interceptions			LG	TD	PD	FF	FR	Yds
		Tkl	So	Ast	QB	Yds	No	Yds	Avg						
2013 Seattle	0/0	Injured Reserve													
2014 Seattle	10/5	11	9	2	0.0	0.0	1	0	0.0	0	0	3	0	0	0
2015 Seattle	1/0	0	0	0	0.0	0.0	0	0	0.0	0	0	0	0	0	0
2016 Seattle	0/0	0	0	0	0.0	0.0	0	0	0.0	0	0	0	0	0	0
NFL TOTALS	11/5	11	9	2	0.0	0.0	1	0	0.0	0	0	3	0	0	0

POSTSEASON

Club	G/S	Tackles			Sacks		Interceptions			LG	TD	PD	FF	FR	Yds
		Tkl	So	Ast	QB	Yds	No	Yds	Avg						
2013 Seattle	0/0	Injured Reserve													
2014 Seattle	3/1	5	5	0	0.0	0.0	0	0	0.0	0	0	1	0	0	0
2015 Seattle		Injured Reserve													
NFL TOTALS	3/1	5	5	0	0.0	0.0	0	0	0.0	0	0	1	0	0	0

SIMON'S SINGLE-GAME HIGHS

Tackles: 3 vs. N.Y. Giants (11/9/14)
Interceptions: 1 at Philadelphia (12/7/14)
Sacks: None

Forced Fumbles: None
Fumble Recoveries: None

ADDITIONAL STATS

Special Teams Tackles: 2014 (2); Career: (2).



98

GARRISON SMITH

DEFENSIVE TACKLE

Height	6-1
Weight	310
College	Georgia
Seasons	NFL 3rd, Seahawks 1st
Born	October 9, 1991
Hometown	Atlanta, Ga.

NFL TRANSACTIONS:

05/12/14: Signed with Miami as undrafted FA
 08/30/14: Waived by Miami
 09/01/14: Signed to Miami PS
 09/06/14: Waived by Miami
 11/27/14: Signed to New Orleans PS
 12/16/14: Waived by New Orleans
 12/23/14: Signed to San Francisco PS
 12/30/14: Signed to reserve/future contract with San Francisco
 09/05/15: Waived by San Francisco
 09/06/15: Signed to San Francisco PS
 01/05/16: Signed to reserve/future contract with San Francisco
 09/05/16: Traded by San Francisco to Seattle

NFL CAREER HIGHLIGHTS:

- Originally signed by Miami as an undrafted free agent and spent the start of 2014 on the Dolphins practice squad. Later spent time on the New Orleans practice squad and ended the season on San Francisco's practice squad.
- Spent the entire 2015 season on the 49ers

practice squad.

COLLEGE: Played in 48 games (23 starts) during his four-year career at Georgia and recorded 145 tackles, 16TFLs, 7 sacks, 2 FFs and 1 FR. Started all 13 games as a senior, recording 63 tackles, 10 TFLs, 6 sacks and 2 FFs. Named to SEC Academic honor roll in 2013. Appearing in 14 games (8 starts), recorded 57 tackles, 2TFLs and 1 sack as a junior. In 2011, registered 22 tackles and 3TFLs in 14 appearances (2 starts). As a sophomore, named to SEC Academic Honor Roll for the fall semester. In 2010, saw action in 7 games, recording 3 tackles and 1 TFL as a freshman.

PERSONAL: Graduated with a degree in history. Attended Douglass (Atlanta, Ga.) HS, where he was named Class 5A All-State First-Team and earned an invitation to the U.S. Army All-America Bowl in 2009. During free time, he enjoys listening to music, hunting, fishing and speaking to local youth. Is cousins with Buffalo Bills T Cordy Glenn.

SMITH'S 2016 SEASON

Placed on injured reserve (knee) on October 18. **Mia (9/11):** Inactive. **at LA (9/18):** Inactive. **SF (9/25):** Saw action in first-career game and totaled four tackles.

SMITH'S 2016 GAME-BY-GAME

Game	G/S	T	S	A	QB	Yds.	QH	Int.	Yds.	PD	FF	FR	Yds.
Games 1-2	0/0												
SF (9/25)	1/0	4	1	3	0.0	0.0	0	0	0	0	0	0	0
at NYJ (10/2)	1/0	0	0	0	0.0	0.0	0	0	0	0	0	0	0
Atl (10/16)	1/0	1	0	1	0.0	0.0	0	0	0	0	0	0	0
Totals	3/0	5	1	4	0.0	0.0	0	0	0	0	0	0	0

SMITH'S NFL RECORD

Club	G/S	Tackles			Sacks		Interceptions									
		Tkl	So	Ast	QB	Yds	No	Yds	Avg	LG	TD	PD	FF	FR	Yds	
2014 Miami																
New Orleans																
San Francisco																
2015 San Francisco																
2016 Seattle	3/0	5	1	4	0.0	0.0	0	0	0.0	0	0	0	0	0	0	0
NFL TOTALS	3/0	5	1	4	0.0	0.0	0	0	0.0	0	0	0	0	0	0	0



78

BRADLEY SOWELL

TACKLE

Height	6-7
Weight	309
College	Mississippi
Seasons	NFL 5th, Seahawks 1st
Born	June 6, 1989
Hometown	Hernando, Miss.
Pronunciation	SOW-ull (like 'vowel')



28

C.J. SPILLER

RUNNING BACK

Height	5-11
Weight	200
College	Clemson
Seasons	NFL 7th, Seahawks 1st
Born	August 5, 1987
Hometown	Lake Butler, Fla.

SOWELL'S NFL RECORD

Year	Team	GP/GS	Postseason
2012	Ind.	10/0	1/0
2013	Arizona	16/12	
2014	Arizona	16/0	1/0
2015	Arizona	16/0	2/0
2016	Seattle	10/9	1/0
NFL TOTALS		68/21	5/0

SOWELL'S 2016 SEASON

Mia (9/11): Started at LT. **at LA (9/18):** Started at LT. **SF (9/25):** Started at LT. **at NYJ (10/2):** Started at LT. **Atl (10/16):** Started at LT. **at Ariz (10/23):** Started at LT, but left in the fourth quarter with an injured knee. **at NO (10/30):** Inactive (knee). **Buf (11/7):** Inactive (knee). **at NE (11/13):** Inactive (knee). **Phi (11/20):** Inactive. **at TB (11/27):** Did not start, but replaced Garry Gilliam at RT on the second drive of the game. **Car (12/4):** Started at RT and helped the team total season highs in yards - 534, and rushing yards - 240. **at GB (12/11):** Started at RT. **LA (12/15):** Started at RT. **Ariz (12/24):** Inactive. **at SF (1/1):** Inactive. **Det (1/7):** Saw limited action as an extra blocker in jumbo packages.

NFL TRANSACTIONS:

04/22/10: Drafted by Buffalo (1st round, 9th)
 10/21/14: Placed on IR/Designated to return (collarbone) by Buffalo
 12/19/14: Activated to 53-man roster from IR
 03/16/15: Signed with New Orleans as UFA
 12/30/15: Placed on IR by New Orleans
 09/13/16: Released by New Orleans
 09/29/16: Signed with Seattle as UFA

NFL CAREER HIGHLIGHTS:

- Originally drafted ninth overall by the Buffalo Bills in the 2010 NFL Draft and played in 70 games with 36 starts for Buffalo.
- Earned a Pro Bowl selection in 2012 after rushing for 1,244 yards and six TDs to go along with 459 receiving yards and two TDs. Posted five of 10 career 100-yard rushing games in 2012.
- Gained 100 or more yards from scrimmage 11 times in 2012. Has totaled 100 or more yards from scrimmage 20 total times during career.
- Totaled a career-best 169 rushing yards vs. the N.Y. Jets in the 2012 season opener on September 9.
- Ranked fifth in the AFC with a 5.2 yard/carry average in 2011.
- Has two career kickoff return TDs, including a long of 102 yards, while averaging 25.8 yards/return on 68 attempts.

COLLEGE: Led the ACC in all-purpose yards with 7,588 during career at Clemson, finishing second in NCAA Division I history. First player in conference history with at least 1,000 yards rushing (1,212), and 500 receiving (503) in same season (2009). Tied an all-time NCAA record with eight kickoff return TDs. Joined Reggie Bush as the only college football players in history with 3,000 yards rushing (3,547), 1,500 yards on kickoff returns (2,052), 1,000 in receiving yards (1,420), and 500 in punt return yards (569). Set 31 Clemson records, including all-purpose running, returns for TDs and many others. Sixth player in ACC history with 3,000 rushing yards and 1,000 receiving yards in a career. Had 21 TDs of 50 yards or more. As a senior in 2009, was the College Football Performance Awards Kickoff Returner Trophy recipient, the first award at the position in college football history. Unanimous All-American selection, becoming the first player in Clemson history to receive that honor. Finalist for the Doak Walker Award. First-team All-ACC choice and named ACC Player of the Year, becoming the first Tiger since 1987. Finished sixth in the 2009 Heisman Trophy voting. Received a bachelor's degree in sociology.

PERSONAL: Totaled 5,511 career rushing yards on 541 carries during prep career at Union County (Lake Butler, Fla.) High School. Scored 39 career total TDs. A three-time All-State selection, was tabbed as both a first-team All-USA Today and Parade All-American selection and EA Sports second-team All-American. Played in the U.S. Army All-American game and was also selected to play in the California-Florida High School All-Star Game. As a senior, carried the ball 176 times for 1,840 yards (10.5 avg.) along with 30 TDs. One of the top track athletes in Florida and the state champion in the 100m and 200m.

SPILLER'S NFL RECORD

Club	Team	G/S	Rushing					Receiving				
			Att	Yds	Avg	LG	TD	No	Yds	Avg	LG	TD
2010	Buffalo	14/1	74	283	3.8	20	0	24	157	6.5	41	1
2011	Buffalo	16/11	107	561	5.2	38	4	39	269	6.9	19	2
2012	Buffalo	16/9	207	1,244	6.0	62	6	43	459	10.7	66t	2
2013	Buffalo	15/10	202	933	4.6	77	2	33	185	5.6	27	0
2014	Buffalo	9/5	78	300	3.8	53	0	19	125	6.6	25	1
2015	New Orleans	13/2	36	112	3.1	11	0	34	239	7.0	80t	2
2016	Seattle	2/0	3	9	3.0	13	0	5	43	8.6	24	1
NFL TOTALS		85/38	707	3,442	4.9	77	12	197	1,477	7.5	80t	9

Year	Club	G/S	-----Kickoff Returns-----					-----Punt Returns-----				
			No	Yds	Avg	LG	TD	No	Yds	Avg	LG	TD
2010	Buffalo	14/1	44	1,014	23.0	95t	1	12	175	14.6	34	0
2011	Buffalo	16/11	6	143	23.8	35	0	13	127	9.8	45	0
2012	Buffalo	16/9	0	0	0.0	0	0	0	0	0.0	0	0
2013	Buffalo	15/10	0	0	0.0	0	0	0	0	0.0	0	0
2014	Buffalo	9/5	10	306	30.6	102t	1	0	0	0.0	0	0
2015	New Orleans	13/2	7	149	21.3	26	0	0	0	0.0	0	0
2016	Seattle	1/0	1	22	22.0	22	0	0	0	0.0	0	0
NFL TOTALS		84/38	68	1,634	25.8	102t	2	25	302	12.1	45	0

SPILLER'S SINGLE-GAME HIGHS

Rushing	Receiving
Rush Attempts: 24, 2 Times, Last vs. NYJ (12/30/12)	Most Rec.: 9 vs. Miami (12/18/11)
Rush Yards: 169 vs. NYJ (9/9/12)	Most Rec. Yards: 76 vs. Miami (12/18/11)
Longest Rush: 77 vs. Atlanta (12/1/13)	Longest Reception: 80t vs. Dallas (10/5/15)
Most Rush TDs: 2 vs. Kansas City (9/16/12)	Most Rec. TDs: 1, 9 Times, Last at NYJ (10/2/16)

SPILLER'S 2016 SEASON

Released by New Orleans September 13. Signed by Seattle September 29. Was released by Seattle October 26. **at NYJ (10/2):** Saw action in the game just four days after signing with the team. Rushed twice for 12 yards and had two receptions for 5 yards, including an 8-yard TD. Also served as the primary kick returner. **at Ariz (10/23):** Inactive.

2016	Opponent	-----Rushing-----					-----Receiving-----					Total
		Att	Yds	Avg	LG	TD	Rec	Yds	Avg	LG	TD	
With New Orleans												
9/11	Oakland	Inactive										
With Seattle												
10/2	at N.Y. Jets	2	12	6.0	13	0	2	5	2.5	8t	1	17
10/16	Atlanta	1	-3	-3.0	-3	0	3	38	12.7	24	0	35
10/23	at Arizona	Inactive										
TOTALS (2/0)		3	9	3.0	13	0	5	43	8.6	24	1	52

SPILLER'S GAME-BY-GAME

2010	Opponent	-----Rushing-----					-----Receiving-----					Total
		Att	Yds	Avg	LG	TD	Rec	Yds	Avg	LG	TD	
09/12	Miami	7	6	0.9	6	0	4	8	2.0	9	0	14
09/19	at Green Bay	1	3	3.0	3	0	4	23	5.8	7	0	26
09/26	at New England	4	29	7.3	19	0	3	10	3.3	5t	1	39
10/03	N.Y. Jets	2	11	5.5	6	0	1	4	4.0	4	0	15
10/10	Jacksonville	5	31	6.2	19	0	1	3	3.0	3	0	34
10/24	at Baltimore	7	33	4.7	13	0	0	0	0.0	0	0	33
10/31	at Kansas City	6	17	2.8	6	0	4	28	7.0	14	0	45
11/07	Chicago	7	20	2.9	15	0	1	5	5.0	5	0	25
11/14	Detroit	2	14	7.0	16	0	0	0	0.0	0	0	14
11/21	at Cincinnati	Inactive (Hamstring)										
11/28	Pittsburgh	Inactive (Hamstring)										
12/05	at Minnesota	7	35	5.0	20	0	2	1	0.5	4	0	36
12/12	Cleveland	8	33	4.1	8	0	0	0	0.0	0	0	33
12/19	at Miami	9	16	1.8	12	0	2	21	10.5	14	0	37
12/26	New England	6	30	5.0	7	0	2	54	27.0	41	0	84
01/02/11	at N.Y. Jets	3	5	1.7	2	0	0	0	0.0	0	0	5
TOTALS (14/1)		74	283	3.8	20	0	24	157	6.5	41	1	440

2011	Opponent	-----Rushing-----					-----Receiving-----					Total
		Att	Yds	Avg	LG	TD	Rec	Yds	Avg	LG	TD	
09/11	at Kansas City	5	16	3.2	9t	1	1	5	5.0	5	0	21
09/18	Oakland	4	63	15.8	26	0	1	6	6.0	6	0	69
09/25	New England	1	3	3.0	3	0	1	-7	-7.0	-7	0	-4
10/02	at Cincinnati	3	12	4.0	9	0	1	9	9.0	9	0	21
10/09	Philadelphia	2	13	6.5	8	0	2	3	1.5	5	0	16
10/16	at N.Y. Jets	0	0	0.0	0	0	5	39	7.8	15	0	39
10/30	Washington	0	0	0.0	0	0	2	9	4.5	11	0	9
11/06	N.Y. Jets	2	5	2.5	3	0	0	0	0.0	0	0	5
11/13	at Dallas	1	1	1.0	1	0	0	0	0.0	0	0	1
11/20	at Miami	3	2	0.7	1	0	2	18	9.0	18	0	20
11/27	at N.Y. Jets	19	55	2.9	9	0	3	15	5.0	13	0	70
12/04	Tennessee	14	83	5.9	35t	1	3	19	6.3	12	0	102
12/11	at San Diego	12	46	3.8	16	0	3	10	3.3	6	0	56
12/18	Miami	12	91	7.6	24t	1	9	76	8.4	19	1	167
12/24	Denver	16	111	6.9	38	1	2	27	13.5	16	0	138
01/01/12	at New England	13	60	4.6	12	0	4	40	10.0	15t	1	100
TOTALS (16/11)		107	561	5.2	38	4	39	269	6.9	19	2	830

2012	Opponent	-----Rushing-----					-----Receiving-----					Total
		Att	Yds	Avg	LG	TD	Rec	Yds	Avg	LG	TD	
09/09	at N.Y. Jets	14	169	12.1	56t	1	2	25	12.5	30	0	194
09/16	Kansas City	15	123	8.2	38	2	3	47	15.7	27	0	170
09/23	at Cleveland	4	16	4.0	8	0	2	42	21.0	32t	1	58
09/30	New England	8	33	4.1	14	0	2	5	2.5	3	0	38
10/07	at San Francisco	7	24	3.4	12	0	0	0	0.0	0	0	24
10/14	at Arizona	12	88	7.3	33	1	4	22	5.5	11	0	110
10/21	Tennessee	12	70	5.8	20	0	6	32	5.3	20	0	102
11/04	at Houston	6	39	6.5	22	0	5	63	12.6	28	0	102
11/11	at New England	9	70	7.8	14	0	4	61	15.3	25	0	131
11/15	Miami	22	91	4.1	20	0	3	39	13.0	24	0	130
11/25	at Indianapolis	14	107	7.6	41	0	1	-4	-4.0	-4	0	103
12/02	Jacksonville	14	77	5.5	44t	1	1	7	7.0	7	0	84
12/09	St. Louis	7	37	5.3	13	0	1	15	15.0	15	0	52
12/16	Seattle	17	103	6.1	18	1	3	-2	-0.7	6	0	101
12/23	at Miami	22	138	6.3	62	0	4	35	8.8	14	0	173
12/30	N.Y. Jets	24	59	2.5	12	0	2	72	36.0	66t	1	131
TOTALS (16/9)		207	1,244	6.0	62	6	43	459	10.7	66t	2	1,703

2013	Opponent	-----Rushing-----					-----Receiving-----					Total
		Att	Yds	Avg	LG	TD	Rec	Yds	Avg	LG	TD	
09/08	New England	17	41	2.4	9	0	5	14	2.8	7	0	55
09/15	Carolina	16	103	6.4	46	0	3	14	4.7	7	0	117
09/22	at N.Y. Jets	10	9	0.9	6	0	1	1	1.0	1	0	10
09/29	Baltimore	23	77	3.3	10	0	0	0	0.0	0	0	77
10/03	at Cleveland	8	66	8.3	54t	1	0	0	0.0	0	0	66
10/13	Cincinnati	10	55	5.5	19	0	2	11	5.5	8	0	66
10/20	at Miami	6	11	1.8	11	0	3	-4	-1.3	1	0	7
11/03	Kansas City	12	116	9.7	61	0	2	39	19.5	27	0	155
11/10	at Pittsburgh	8	23	2.9	7	0	3	11	3.7	7	0	34
11/17	N.Y. Jets	13	6	0.5	3	0	2	10	5.0	8	0	16
12/01	Atlanta	15	149	9.9	77	1	2	8	4.0	8	0	157
12/08	at Tampa Bay	11	22	2.0	7	0	1	26	26.0	26	0	48
12/15	at Jacksonville	13	67	5.2	18	0	1	1	1.0	1	0	68
12/22	Miami	21	83	4.0	23	0	3	26	8.7	12	0	109
12/29	at New England	19	105	5.5	24	0	5	28	5.6	16	0	133
TOTALS (15/10)		202	933	4.6	77	2	33	185	5.6	27	0	1,118

2014	Opponent	-----Rushing-----					-----Receiving-----					Total
		Att	Yds	Avg	LG	TD	Rec	Yds	Avg	LG	TD	
09/07	at Chicago	15	53	3.5	13	0	3	11	3.7	7t	1	64
09/14	Miami	12	69	5.8	47	0	1	9	9.0	9	0	78
09/21	San Diego	10	25	2.5	6	0	3	37	12.3	25	0	62
09/28	at Houston	15	60	4.0	22	0	3	24	8.0	12	0	84
10/05	at Detroit	10	9	0.8	2	0	3	25	8.3	15	0	34
10/12	New England	6	19	3.2	12	0	0	0	0.0	0	0	19
10/19	Minnesota	1	53	53.0	53	0	1	3	3.0	3	0	56
10/26	at N.Y. Jets	Injured Reserve/Designated to Return (Collarbone)										
11/09	Kansas City	Injured Reserve/Designated to Return (Collarbone)										
11/13	at Miami	Injured Reserve/Designated to Return (Collarbone)										
11/24	N.Y. Jets	Injured Reserve/Designated to Return (Collarbone)										
11/30	Cleveland	Injured Reserve/Designated to Return (Collarbone)										
12/07	at Denver	Injured Reserve/Designated to Return (Collarbone)										
12/14	Green Bay	Injured Reserve/Designated to Return (Collarbone)										
12/21	at Oakland	4	-4	-1.0	4	0	4	14	3.5	5	0	10
12/28	at New England	5	17	3.4	7	0	1	2	2.0	2	0	19
TOTALS (9/5)		78	300	3.8	53	0	19	125	6.6	25	1	425

2015	Opponent	-----Rushing-----					-----Receiving-----					Total
		Att	Yds	Avg	LG	TD	Rec	Yds	Avg	LG	TD	
09/13	at Arizona	Inactive (Knee)										
09/20	Tampa Bay	3	7	2.3	7	0	1	19	19.0	19	0	26
09/27	at Carolina	1	4	4.0	4	0	2	22	11.0	19	0	26
10/04	Dallas	2	10	5.0	10	0	5	99	19.8	80t	1	109
10/11	at Philadelphia	3	10	3.3	8	0	3	-8	-2.7	0	0	2
10/15	Atlanta	3	10	3.3	7	0	4	17	4.3	8	0	27
10/25	at Indianapolis	4	16	4.0	9	0	6	32	5.3	17	0	48
11/01	N.Y. Giants	4	21	5.3	11	0	2	15	7.5	9t	1	36
11/08	Tennessee	2	8	4.0	5	0	1	2	2.0	2	0	10
11/15	at Washington	8	24	3.0	7	0	2	10	5.0	7	0	34
11/29	at Houston	1	-2	-2.0	-2	0	2	8	4.0	7	0	6
12/06	Carolina	0	0	0.0	0	0	1	0	0.0	0	0	0
12/13	at Tampa Bay	3	2	0.7	2	0	3	7	2.3	8	0	9
12/20	Detroit	2	2	1.0	2	0	2	16	8.0	14	0	18
12/27	Jacksonville	Inactive										
01/03	at Atlanta	Injured Reserve (Knee)										
TOTALS (13/2)		36	112	3.1	11	0	34	239	7.0	80t	2	351



23

STEVEN TERRELL

CORNERBACK

Height 5-10
 Weight 197
 College Texas A&M
 Seasons NFL 4th, Seahawks 3rd
 Born September 21, 1990
 Hometown Allen, Texas
 Pronunciation TARE-ull

TERRELL'S NFL RECORD

Club	G/S	Tackles			Sacks		Interceptions					LG	TD	PD	FF	FR	Yds
		Tkl	So	Ast	QB	Yds	No	Yds	Avg	LG	TD						
2013 Jax/Hou		Practice Squad															
2014 Seattle	4/0	0	0	0	0.0	0.0	0	0	0.0	0	0	0	0	0	0	0	0
2015 Seattle	12/0	1	1	0	0.0	0.0	0	0	0.0	0	0	0	1	0	0	0	
2016 Seattle	16/5	23	14	9	0.0	0.0	0	0	0.0	0	0	0	1	0	1	0	
NFL TOTALS	32/5	24	15	9	0.0	0.0	0	0	0.0	0	0	0	2	0	1	0	

POSTSEASON

Club	G/S	Tackles			Sacks		Interceptions					LG	TD	PD	FF	FR	Yds
		Tkl	So	Ast	QB	Yds	No	Yds	Avg	LG	TD						
2014 Seattle	3/0	0	0	0	0.0	0.0	0	0	0.0	0	0	0	0	0	0	0	
2015 Seattle	2/0	0	0	0	0.0	0.0	0	0	0.0	0	0	0	0	0	0	0	
2016 Seattle	1/1	3	2	1	0.0	0.0	0	0	0.0	0	0	0	0	0	0	0	
NFL TOTALS	6/1	3	2	1	0.0	0.0	0	0	0.0	0	0	0	0	0	0	0	

TERRELL'S SINGLE-GAME HIGHS

Tackles: 5 at Tampa Bay (11/27/16)
Interceptions: None
Sacks: None

Forced Fumbles: None
Fumble Recoveries: 1 at Tampa Bay (11/27/16)
Touchdowns: None

ADDITIONAL STATS

Special Teams Tackles: 2014 (1), 2015 (3), 2016 (4); **Career:** (8).
Postseason Special Teams Tackles: 2014 (1), 2015 (1); **Career:** (2).

TERRELL'S 2016 SEASON

Mia (9/11): Saw action on special teams only. **at NYJ (10/2):** Saw action as an extra defensive back on two plays. **Phi (11/20):** Saw most action of the season on defense in place of Earl Thomas (hamstring) and registered a career high with four tackles (2 solo). **at TB (11/27):** Made first-career start in place of Thomas and registered a career-best five tackles, pass defended and a fumble recovery. **Car (12/4):** Replaced Thomas (leg) in the second quarter and finished the game at FS. Had two tackles. **at GB (12/11):** Stepped in as the starter at FS in place of Thomas (tibia) and had three solo stops.

TERRELL'S 2016 GAME-BY-GAME

Game	G/S	T	S	A	QB	Yds.	QH	Int.	Yds.	PD	FF	FR	Yds.
Games 1-3	3/0	Special Teams Only											
at NYJ (10/2)	1/0	0	0	0	0.0	0.0	0	0	0	0	0	0	0
Atl (10/16)	1/0	Special Teams Only											
at Ariz (10/23)	1/0	0	0	0	0.0	0.0	0	0	0	0	0	0	0
at NO (10/30)	1/0	Special Teams Only											
Buf (11/7)	1/0	Special Teams Only											
at NE (11/13)	1/0	0	0	0	0.0	0.0	0	0	0	0	0	0	0
Phi (11/20)	1/0	4	2	2	0.0	0.0	0	0	0	0	0	0	0
at TB (11/27)	1/1	5	3	2	0.0	0.0	0	0	0	1	0	1	0
Car (12/4)	1/0	2	1	1	0.0	0.0	0	0	0	0	0	0	0
at GB (12/11)	1/1	3	3	0	0.0	0.0	0	0	0	0	0	0	0
L.A. (12/15)	1/1	3	1	2	0.0	0.0	0	0	0	0	0	0	0
Ariz (12/24)	1/1	3	1	2	0.0	0.0	0	0	0	0	0	0	0
at SF (1/1/17)	1/1	3	3	0	0.0	0.0	0	0	0	0	0	0	0
Totals	16/5	23	14	9	0.0	0.0	0	0	0	1	0	1	0
Det (1/7)	1/1	3	2	1	0.0	0.0	0	0	0	0	0	0	0
Totals	1/1	3	2	1	0.0	0.0	0	0	0	0	0	0	0



29

EARL THOMAS

SAFETY

Height 5-10
 Weight 202
 College Texas
 Seasons NFL 7th, Seahawks 7th
 Born May 7, 1989
 Hometown Orange, Texas

THOMAS' NFL RECORD

Club	G/S	Tackles			Sacks		Interceptions					TD	PD	FF	FR	Yds
		Tkl	So	Ast	QB	Yds	No	Yds	Avg	LG						
2010 Seattle	16/16	71	60	11	0.0	0.0	5	68	13.6	34	0	7	1	0	0	
2011 Seattle	16/16	92	67	25	0.0	0.0	2	19	9.5	11	0	6	1	2	0	
2012 Seattle	16/16	61	39	22	0.0	0.0	3	80	26.7	57t	1	10	1	1	0	
2013 Seattle	16/16	100	75	25	0.0	0.0	5	9	1.8	11	0	8	2	0	0	
2014 Seattle	16/16	95	69	26	0.0	0.0	1	47	47.0	47	0	6	3	1	0	
2015 Seattle	16/16	61	42	19	0.0	0.0	5	67	13.4	32	0	9	1	0	0	
2016 Seattle	11/11	46	24	22	0.0	0.0	2	5	2.5	5	0	10	0	1	34	
NFL TOTALS	107/107	526	376	150	0.0	0.0	23	295	12.8	57t	1	56	9	5	34	

POSTSEASON

Club	G/S	Tackles			Sacks		Interceptions					TD	PD	FF	FR	Yds
		Tkl	So	Ast	QB	Yds	No	Yds	Avg	LG						
2010 Seattle	2/2	12	12	0	0.0	0.0	0	0	0.0	0	0	1	0	0	0	
2012 Seattle	2/2	8	3	5	0.0	0.0	2	1	0.5	2	0	2	0	0	0	
2013 Seattle	3/3	24	17	7	0.0	0.0	0	0	0.0	0	0	3	0	0	0	
2014 Seattle	3/3	25	17	8	0.0	0.0	0	0	0.0	0	0	2	1	0	0	
2015 Seattle	2/2	13	5	8	0.0	0.0	0	0	0.0	0	0	1	0	0	0	
NFL TOTALS	12/12	82	54	28	0.0	0.0	2	1	0.5	2	0	9	1	0	0	

THOMAS' SINGLE-GAME HIGHS

Tackles: 12, 2 Times, Last vs. St. Louis (12/28/14) **Forced Fumbles:** 2, at Kansas City (11/16/14)
Interceptions: 2, vs. San Diego (9/26/10) **Fumble Recoveries:** 1, 5 Times, Last at NO (10/30/16)
Sacks: None **Touchdowns:** 1, 3 Times
 Kansas City (11/28/10) - blocked punt return
 at Buffalo (12/16/12) - 57 INT return
 at New Orleans (10/30/16) - 34 fumble return

ADDITIONAL STATS

Special Teams Tackles: 2010 (4), 2011 (6), 2012 (5, FR), 2013 (5), 2014 (2), 2015 (3), 2016 (2); **Career:** (27, FR).
Punt Returns: 2014 (2 punt returns for 3 yards, 1.5 avg.)
Special Teams Touchdowns: 10-yard return of a blocked punt for a TD.

THOMAS' 2016 SEASON

Placed on injured reserve (tibia) on December 6. **at NYJ (10/2):** Had a season-high six tackles and intercepted first pass of the season. **Atl (10/16):** Had an interception with 3:48 remaining in the game that led to Seattle's go-ahead field goal. Also had three passes defended. **at NO (10/30):** Scored third-career TD on a 34-yard fumble recovery forced by Cliff Avril. **Buf (11/7):** Totaled a season-high nine tackles. **at NE (11/13):** Tied season high and led team with nine tackles. **Phi (11/20):** Left the game in the second half with a hamstring injury. **at TB (11/27):** Missed the first game of his career (hamstring) after starting the first 106 games (118 regular season and postseason combined). **Car (12/4):** Left the game in the second quarter with a fractured lower leg and did not return.

THOMAS' 2016 GAME-BY-GAME

Game	G/S	T	S	A	QB	Yds.	QH	Int.	Yds.	PD	FF	FR	Yds.
Miami (9/11)	1/1	4	2	2	0.0	0.0	0	0	0	0	0	0	0
at L.A. (9/18)	1/1	3	3	0	0.0	0.0	0	0	0	0	0	0	0
SF (9/25)	1/1	2	2	0	0.0	0.0	0	0	0	0	0	0	0
at NYJ (10/2)	1/1	6	3	3	0.0	0.0	0	1	0	2	0	0	0
Atl (10/16)	1/1	3	1	2	0.0	0.0	0	1	5	3	0	0	0
at Ariz (10/23)	1/1	2	1	1	0.0	0.0	0	0	0	2	0	0	0
at NO (10/30)	1/1	2	1	1	0.0	0.0	0	0	0	1	0	1	34t
Buff (11/7)	1/1	9	2	7	0.0	0.0	0	0	0	0	0	0	0
at NE (11/13)	1/1	9	6	3	0.0	0.0	0	0	0	0	0	0	0
Phi (11/20)	1/1	4	1	3	0.0	0.0	0	0	0	1	0	0	0
at TB (11/27)						Inactive (hamstring)							
Car (12/4)	1/1	2	2	0	0.0	0.0	0	0	0	1	0	0	0
Totals	11/11	46	24	22	0.0	0.0	0	2	5	10	0	1	34



27

NEIKO THORPE CORNERBACK

Height 6-2
Weight 198
College Auburn
Seasons NFL 4th, Seahawks 1st
Born February 11, 1990
Hometown Tucker, Ga.

NFL TRANSACTIONS:

03/30/12: Signed with KC as undrafted FA
08/31/12: Waived by KC
09/01/12: Signed to Kansas City PS
10/06/12: Signed to Kansas City 53-man roster
10/09/12: Waived by Kansas City
10/11/12: Signed to Kansas City PS
11/12/12: Signed to Kansas City 53-man roster
08/25/13: Waived by Kansas City
01/13/14: Signed reserve/future contract with Oakland
04/08/15: Re-signed with Oakland as exclusive rights FA
04/18/16: Re-signed with Oakland as restricted FA
09/03/16: Waived by Oakland
09/04/16: Claimed off waivers by Indianapolis
09/06/16: Waived by Indianapolis
09/13/16: Signed by Seattle as a FA

NFL CAREER HIGHLIGHTS:

- Played in 14 games in 2015, including first two career starts. Totaled a career-best 36 tackles (33 solo) and first-career interception to go along with six passes defended.
- Made first-career start at cornerback at Cleveland (9/27/15) and notched five solo tackles.
- Also played in 14 games in first season with the Raiders in 2014, missing two with a hand injury.
- Spent 2013 with the Toronto Argonauts of the CFL after spending the offseason and training camp with the Kansas City Chiefs. Totaled six tackles and one fumble recovery with Toronto.

- Appeared in nine games as a rookie with Kansas City, primarily on special teams. Spent eight weeks on the Chiefs practice squad.

- Made NFL debut with Kansas City versus Baltimore (10/7/12), playing primarily on special teams.

COLLEGE: Played in 51 games with 40 starts at Auburn, compiling 279 tackles (172 solo), seven interceptions, 35 passes defended, one fumble recovery and one blocked field goal returned for a TD. Started all 13 contests as a senior in 2011, registering 102 tackles (51), six passes defended and a fumble recovery. Appeared in 14 games (13 starts) as a junior in 2010, earning second-team Preseason All-SEC honors and helping the Tigers capture the 2010 BCS National Championship. Ranked third on the team with 64 tackles and finished with a team-best nine passes defended that same year. Started all 13 games as a sophomore in 2009, tying for 20th in the SEC with an average of 6.5 tackles per game and finishing third on team with 84 tackles. Played in 11 games (one start) as a true freshman in 2008, earning a spot on the Coaches' All-SEC Freshman Team. Majored in philosophy.

PERSONAL: Attended Tucker (Ga.) High School. Named an Under Armour All-American as a senior. Had 64 tackles including six tackles for loss, 11 passes defended, three interceptions and forced a fumble as a senior. Registered 18 sacks as a junior and was honorable mention all-county. Rated as 11th best cornerback in nation by Scouts.com and ranked 53rd best player in Georgia by SuperPrep. Also ran track.

THORPE'S NFL RECORD

Club	G/S	Tackles				Sacks		Interceptions									
		Tkl	So	Ast	QB	Yds	No	Yds	Avg	LG	TD	PD	FF	FR	Yds		
2012 Kansas City	9/0	4	4	0	0.0	0.0	0	0	0.0	0	0	0	0	0	0	0	0
2014 Oakland	14/0	2	1	1	0.0	0.0	0	0	0.0	0	0	0	0	3	0	0	0
2015 Oakland	14/2	36	33	3	0.0	0.0	1	-12	-12.0	-12	0	6	0	0	0	0	0
2016 Seattle	15/0	10	7	3	0.0	0.0	0	0	0.0	0	0	0	0	0	0	0	0
NFL TOTALS	52/2	52	45	7	0.0	0.0	1	-12	-12.0	-12	0	9	0	0	0	0	0

POSTSEASON

Club	G/S	Tackles				Sacks		Interceptions									
		Tkl	So	Ast	QB	Yds	No	Yds	Avg	LG	TD	PD	FF	FR	Yds		
2016 Seattle	1/0	0	0	0	0.0	0.0	0	0	0.0	0	0	0	0	0	0	0	0
NFL TOTALS	1/0	0	0	0	0.0	0.0	0	0	0.0	0	0	0	0	0	0	0	0

THORPE'S SINGLE-GAME HIGHS

Tackles: 7 vs. N.Y. Jets (11/1/15)
Interceptions: 1 vs. Baltimore (9/20/15)
Sacks: None

Forced Fumbles: None
Fumble Recoveries: None
Touchdowns: None

ADDITIONAL STATS


Special Teams Tackles: 2014 (6), 2015 (4), 2016 (9); **Career:** (19).
Postseason Special Teams Tackles: 2016 (1); **Career:** (1).

THORPE'S 2016 SEASON

Signed with Seattle as a free agent on September 13. **at LA (9/18):** Saw action on special teams. **at Ariz (10/23):** Posted two special teams stops. **Buf (11/7):** Posted two special teams stops. **Phi (11/20):** Saw action as nickel CB after DeShawn Shead left early in the first half with a hamstring injury. **at TB (11/27):** Saw action in nickel package and totaled a season-high five tackles, along with a special teams tackle. **Car (12/4):** Saw action at CB late in the game. Had two special teams stops.

THORPE'S 2016 GAME-BY-GAME

Game	G/S	T	S	A	QB	Yds.	QH	Int.	Yds.	PD	FF	FR	Yds.
Miami (9/11)													
Games 2-9	8/0												
Phil (11/20)	1/0	4	1	3	0.0	0.0	0	0	0	0	0	0	0
at TB (11/27)	1/0	5	5	0	0.0	0.0	0	0	0	0	0	0	0
Car (12/4)	1/0	0	0	0	0.0	0.0	0	0	0	0	0	0	0
at GB (12/11)	1/0	0	0	0	0.0	0.0	0	0	0	0	0	0	0
L.A. (12/15)	1/0	1	1	0	0.0	0.0	0	0	0	0	0	0	0
Ariz (12/24)	1/0												
at SF (1/1/17)	1/0												
Totals	15/0	10	7	3	0.0	0.0	0	0	0	0	0	0	0
Det (1/7)	1/0												
Totals	1/0	0	0	0	0.0	0.0	0	0	0	0	0	0	0



44

TANI TUPOU

FULLBACK

Height	6-1
Weight	284
College	Washington
Seasons	Rookie
Born	December 13, 1992
Hometown	Marysville, Wash.



59

JORDAN TRIPP


LINEBACKER

Height	6-3
Weight	237
College	Montana
Seasons	NFL 3rd, Seahawks 1st
Born	April 3, 1991
Hometown	Missoula, Mont.

TUPOU'S 2016 SEASON

Was waived on September 13. **Mia (9/11):** Saw first-career action at fullback.

2016	Opponent	-----Rushing-----					-----Receiving-----					Total
		Att	Yds	Avg	LG	TD	Rec	Yds	Avg	LG	TD	
9/11	Miami	0	0	0.0	0	0	0	0	0.0	0	0	0
TOTALS (1/0)		0	0	0.0	0	0	0	0	0.0	0	0	0



81

NICK VANNETT

TIGHT END

Height	6-6
Weight	257
College	Ohio State
NFL Seasons	Rookie
Born	March 6, 1993
Hometown	Westerville, Ohio
Pronunciation	VAN-net

VANNETT'S 2016 SEASON

Mia (9/11): Inactive (ankle). **at LA (9/18):** Inactive (ankle). **SF (9/25):** Inactive (ankle). **at NYJ (10/2):** Inactive (ankle). **Atl (10/16):** Returned from ankle injury and saw first action of career in limited role at TE. **at NO (10/30):** Saw action at TE and had first-career reception. **at NE (11/13):** Made first-career start when team opened in a 2-TE set. **Phi (11/20):** Inactive. **Car (12/4):** Made second-career start in 2-TE set and had two catches for 25 yards, including a long of 21. **Ariz (12/24):** Inactive. **at SF (1/1):** Inactive. **Det (1/7):** Inactive.

2016	Opponent	No	Yds	Avg	LG	TD	2016	Opponent	No	Yds	Avg	LG	TD	
Games 1-4		Inactive (Ankle)						12/4	Carolina	2	25	12.5	21	0
10/16	Atlanta	0	0	0.0	0	0	12/11	at Green Bay	0	0	0.0	0	0	
10/23	at Arizona	0	0	0.0	0	0	12/15	L.A. Rams	0	0	0.0	0	0	
10/30	at New Orleans	1	7	7.0	7	0	12/24	Arizona	Inactive					
11/7	Buffalo	0	0	0.0	0	0	1/1/17	at San Francisco	Inactive					
11/13	at New England	0	0	0.0	0	0	TOTALS (9/2)	3	32	10.7	21	0		
11/20	Philadelphia	Inactive						1/7	Detroit	Inactive				
11/27	at Tampa Bay	0	0	0.0	0	0	TOTALS (0/0)	0	0	0.0	0	0		

NFL TRANSACTIONS:

05/10/14: Drafted by Miami (5th round, 171st)
 09/05/15: Waived by Miami
 09/22/15: Signed to Jacksonville PS
 10/10/15: Signed to Jacksonville 53-man roster
 09/03/16: Waived by Jacksonville
 09/05/16: Signed to Seattle PS
 10/03/16: Signed to Seattle 53-man roster

NFL CAREER HIGHLIGHTS:

- Spent rookie season with Miami and second season with Jacksonville totaling 25 games played with one start.
- Played in 13 games as a rookie with Miami, mostly on special teams.
- Played in 12 games with one start at MLB for Jacksonville totaling seven tackles, half a sack and seven special teams tackles.
- Made first-career NFL start versus Indianapolis on December 13, 2015, and had four solo tackles.

COLLEGE:

Five-year letterman and two-year starter at Montana. Played in 54 career games with 36 starts and recorded career totals of 335 tackles (115 solo) with 11 sacks, five forced fumbles, 29.5 stops for losses and four quarterback pressures. Added five interceptions for 94 yards and a touchdown and deflected eight other passes. Registered 10 fumble recoveries with three TDs. Consensus All-American and All-Big Sky Conference selection as a senior and voted the recipient of school's Pat Norwood Award for Most Inspirational Player. Chosen to wear school's legacy number 37. Was a third-generation football player at Montana as his father, Bryan, lettered from 1989-90, and grandfather, Gene, Jr., lettered from 1963-64.

PERSONAL: Attended Sky (Missoula, Mt.) High School and recorded 72 tackles with 12 sacks as a senior. Named as a Class AA All-State and All-Conference selection as a senior. Also lettered in track. Majored in business management.

TRIPP'S NFL RECORD

Club	Tackles		Sacks			Interceptions										
	G/S	Tkl	So	Ast	QB	Yds	No	Yds	Avg	LG	TD	PD	FF	FR	Yds	
2014 Miami	13/0	1	1	0	0.0	0.0	0	0	0.0	0	0	0	0	0	0	0
2015 Jacksonville	12/1	7	5	2	0.5	4.5	0	0	0.0	0	0	0	0	0	0	0
2016 Seattle	7/1	1	1	0	0.0	0.0	0	0	0.0	0	0	0	0	0	0	0
NFL TOTALS	32/2	9	7	2	0.5	4.5	0	0	0.0	0	0	0	0	0	0	0

TRIPP'S SINGLE-GAME HIGHS

Tackles: 4 vs. Indianapolis (12/13/15)
Interceptions: None
Sacks: None
Forced Fumbles: None
Fumble Recoveries: None
Touchdowns: None

ADDITIONAL STATS

Special Teams Tackles: 2014 (2), 2015 (7); **Career:** (9).

TRIPP'S 2016 SEASON

Signed to Seattle's practice squad on September 5. Signed to Seattle's 53-man roster October 3. Placed on injured reserve (thigh) December 3. **Atl (10/16)**: Saw action on special teams. **at Ariz (10/23)**: Stepped in at LB in place of KJ Wright (cramps) for two snaps. **at TB (11/27)**: Made first start for the Seahawks at OLB and had a solo stop.

TRIPP'S 2016 GAME-BY-GAME

Game	G/S	T	S	A	QB	Yds.	QH	Int.	Yds.	PD	FF	FR	Yds.
Games 1-4													
Atl (10/16)	1/0												
at Ariz (10/23)	1/0	0	0	0	0.0	0.0	0	0	0	0	0	0	0
Games 7-10	4/0												
atTB (11/27)	1/1	1	1	0	0.0	0.0	0	0	0	0	0	0	0
Totals	7/1	1	1	0	0.0	0.0	0	0	0	0	0	0	0



46

WILL TUKUAFU

FULLBACK

Height	6-2
Weight	280
College	Oregon
Seasons	NFL 7th, Seahawks 3rd
Born	January 3, 1984
Hometown	Salt Lake City, Utah
Pronunciation	too-koo-AH-foo

NFL TRANSACTIONS:

06/09/10: Signed with Seattle as undrafted FA
 06/22/10: Waived by Seattle
 08/13/10: Signed with San Francisco as FA
 09/04/10: Waived by San Francisco
 09/06/10: Signed to San Francisco PS
 12/18/10: Signed to San Francisco 53-man roster
 10/04/11: Placed on IR by San Francisco
 03/08/12: Signed renegotiated contract with SF
 09/11/13: Placed on IR by San Francisco
 09/17/13: Waived with injury settlement by SF
 12/18/13: Signed with San Francisco as a FA
 08/30/14: Placed on IR by San Francisco
 09/08/14: Released from IR with injury settlement by San Francisco
 10/29/14: Signed by Seattle as FA
 04/01/15: Signed with Seattle as UFA
 08/22/16: Re-signed with Seattle as UFA
 09/03/16: Released by Seattle
 09/13/16: Signed with Seattle as UFA

NFL CAREER HIGHLIGHTS:

- Played in 14 games with one start at fullback in 2015, rushing four times for one yard and his first career touchdown vs. Arizona (11/15) and catching one pass for seven yards and his first career receiving TD at Arizona (1/3/16). Saw time at fullback, tight end and defensive tackle.
- Played in nine games with two starts at fullback in 2014, lead-blocking for Marshawn Lynch. Recorded his first-career rush for two yards (vs. St. Louis, 12/28/14), first-career reception (at Phil., 12/7/14) and first-career start (vs. Oakland, 11/2/14). Also spent time at defensive tackle in four regular season games and two postseason games.
- Saw action in 20 career games with San Francisco from 2010-2013, and additionally six

career playoff appearances with two starts. Versatility has allowed him to play fullback, defensive line and on special teams.

- Made NFL debut and recorded his first career FR on his first career play from scrimmage vs. Seattle on September 11, 2011.

COLLEGE: Played in 39 games (37 starts) for the Ducks, registering 131 tackles, 32.5 TFLs, 14.5 sacks, 4 FFs, 5 FRs and 4 PDs. As a senior, named Second-Team All-Pac-10 by the coaches. Also earned Oregon's Schaffeld Award (outstanding defensive lineman) and Gonyea Award (most inspirational player). Started all 13 games and notched 36 tackles, 6.5 TFLs, 2.5 sacks, FF and FR. In 2008, named Honorable Mention All-Pac-10 by the coaches, starting all 13 games and registering 59 tackles, 17.5 TFLs, 7.5 sacks, 1 FF, 1 FR and 2 PDs. As a sophomore, played in 13 games (11 starts) and recorded 36 tackles, 8.5 TFLs, 4.5 sacks, 2 FFs, 3 FRs and 2 PDs en route to earning the team's Casanova Award (top newcomer) and being named Honorable Mention All-Pac-10 by the coaches. Prior to Oregon, starred at Scottsdale Community College, posting 56 tackles, 24 TFL and 2 FRs in 2005. Earned All-Western States Football League honors and ranked among the top two junior college defensive linemen on the SuperPrep JUCO 100, also listed as the nation's 7th-best junior college prospect by Rivals.com.

PERSONAL: Attended East (Salt Lake City, Utah) High School and earned all-region honors as a junior and senior. Also lettered in basketball. Initially signed a letter of intent to BYU before going on a two-year LDS mission. Married to wife, Krystal. One of 16 children, he has 10 brothers and 5 sisters. Majored in political science.

TUKUAFU'S NFL RECORD

Club	G/S	No	Rushing				Att	Receiving			
			Yds	Avg	LG	TD		Yds	Avg	LG	TD
2010 San Francisco	0/0	0	0	0.0	0	0	0	0	0.0	0	0
2011 San Francisco	4/0	0	0	0.0	0	0	0	0	0.0	0	0
2012 San Francisco	14/0	0	0	0.0	0	0	0	0	0.0	0	0
2013 San Francisco	2/0	0	0	0.0	0	0	0	0	0.0	0	0
2014 Seattle	9/2	1	2	2.0	2	1	4	4.0	4	0	0
2015 Seattle	14/1	4	1	0.3	4	1	7	7.0	7t	1	1
2016 Seattle	7/1	2	2	1.0	2	0	0	0.0	0	0	0
NFL TOTALS	50/4	7	6	0.9	4	1	2	11	5.5	7t	1

POSTSEASON

Club	G/S	No	Rushing				Att	Receiving				
			Yds	Avg	LG	TD		Yds	Avg	LG	TD	
2011 San Francisco			Injured Reserve									
2012 San Francisco	3/0	0	0	0.0	0	0	0	0	0.0	0	0	
2013 San Francisco	3/2	0	0	0.0	0	0	1	2	2.0	2	0	
2014 Seattle	3/0	0	0	0.0	0	0	1	8	8.0	8	0	
2015 Seattle	1/1	0	0	0.0	0	0	0	0	0.0	0	0	
NFL TOTALS	10/3	0	0	0.0	0	0	2	10	5.0	9	0	

TUKUAFU'S SINGLE-GAME HIGHS

RUSHING

Rush Attempts: 2 vs. Arizona (11/15/15)
Rushing Yards: 4 at Minnesota (12/6/15)
Longest Rush: 4 at Minnesota (12/6/15)
Rushing Touchdowns: 1 vs. Arizona (11/15/15)

RECEIVING

Receptions: 1, 2 Times, Last at Arizona (1/3/16)
Receiving Yards: 7 at Arizona (1/3/16)
Longest Reception: 7 at Arizona (1/3/16)
Receiving Touchdowns: 1 at Arizona (1/3/16)

TUKUAFU'S ADDITIONAL STATS

Defensive Tackles: 2010 (0), 2011 (2, FR), 2012 (13), 2013 (1), 2014 (1), 2015 (0); **Career** (17, FR).

Special Teams Tackles: 2015 (1); **Career** (1).

Kickoff Returns: 2015 (1 for 16 yards).

Postseason Defensive Tackles: 2014 (1); **Career** (1).

TUKUAFU'S 2016 SEASON


Signed by Seattle on September 13. Was released September 20. Re-signed October 26. Placed on injured reserve December 13. **at LA (9/18):** Saw action at FB. **at TB (11/27):** Started first game of the season at FB and also saw limited action at DT. **Car (12/4):** Suffered a concussion and did not return. **at GB (12/11):** Inactive (concussion).

2016	Opponent	Rushing					Receiving					Total
		Att	Yds	Avg	LG	TD	Rec	Yds	Avg	LG	TD	
9/11	Miami	Not on Roster										
9/18	at L.A.	0	0	0.0	0	0	0	0	0.0	0	0	0
Games 3-6		Not on Roster										
10/30	at New Orleans	0	0	0.0	0	0	0	0	0.0	0	0	0
11/7	Buffalo	0	0	0.0	0	0	0	0	0.0	0	0	0
11/13	at New England	0	0	0.0	0	0	0	0	0.0	0	0	0
11/20	Philadelphia	1	2	2.0	2	0	0	0	0.0	0	0	2
11/27	at Tampa Bay	1	0	0.0	0	0	0	0	0.0	0	0	0
12/4	Carolina	0	0	0.0	0	0	0	0	0.0	0	0	0
12/11	at Green Bay	Inactive (concussion)										
TOTALS (7/1)		2	2	1.0	2	0	0	0	0.0	0	0	2

TUKUAFU'S NFL RECORD

2014	Opponent	Rushing					Receiving					Total
		Att	Yds	Avg	LG	TD	Rec	Yds	Avg	LG	TD	
11/02	Oakland	0	0	0.0	0	0	0	0	0.0	0	0	0
11/09	NY Giants	0	0	0.0	0	0	0	0	0.0	0	0	0
11/16	at Kansas City	0	0	0.0	0	0	0	0	0.0	0	0	0
11/23	Arizona	0	0	0.0	0	0	0	0	0.0	0	0	0
11/27	at San Francisco	0	0	0.0	0	0	0	0	0.0	0	0	0
12/07	at Philadelphia	0	0	0.0	0	0	1	4	4.0	4	0	4
12/14	San Francisco	0	0	0.0	0	0	0	0	0.0	0	0	0
12/21	at Arizona	0	0	0.0	0	0	0	0	0.0	0	0	0
12/28	St. Louis	1	2	2.0	2	0	0	0	0.0	0	0	0
TOTALS (9/2)		1	2	2.0	2	0	1	4	4.0	4	0	4
1/10	Carolina	0	0	0.0	0	0	0	0	0.0	0	0	0
1/18	Green Bay	0	0	0.0	0	0	1	8	8.0	8	0	8
2/1	New England	0	0	0.0	0	0	0	0	0.0	0	0	0
TOTALS (3/0)		0	0	0.0	0	0	1	8	8.0	8	0	8

2015	Opponent	Rushing					Receiving					Total
		Att	Yds	Avg	LG	TD	Rec	Yds	Avg	LG	TD	
Games 1-2		Inactive										
9/27	Chicago	0	0	0.0	0	0	0	0	0.0	0	0	0
10/05	Detroit	0	0	0.0	0	0	0	0	0.0	0	0	0
10/11	at Cincinnati	0	0	0.0	0	0	0	0	0.0	0	0	0
10/18	Carolina	0	0	0.0	0	0	0	0	0.0	0	0	0
10/22	at San Francisco	0	0	0.0	0	0	0	0	0.0	0	0	0
11/01	at Dallas	0	0	0.0	0	0	0	0	0.0	0	0	0
11/15	Arizona	2	2	1.0	1t	1	0	0	0.0	0	0	2
11/22	San Francisco	0	0	0.0	0	0	0	0	0.0	0	0	0
11/29	Pittsburgh	0	0	0.0	0	0	0	0	0.0	0	0	0
12/06	at Minnesota	1	4	4.0	4	0	0	0	0.0	0	0	4
12/13	at Baltimore	0	0	0.0	0	0	0	0	0.0	0	0	0
12/20	Cleveland	0	0	0.0	0	0	0	0	0.0	0	0	0
12/27	St. Louis	1	-5	-5.0	-5	0	0	0	0.0	0	0	-5
1/03	at Arizona	0	0	0.0	0	0	1	7	7.0	7t	1	7
TOTALS (14/1)		4	1	0.3	4	1	1	7	7.0	7t	1	8
1/10	at Minnesota	0	0	0.0	0	0	0	0	0.0	0	0	0
1/17	at Carolina	Inactive (Hamstring)										
TOTALS (1/1)		0	0	0.0	0	0	0	0	0.0	0	0	0



54

BOBBY WAGNER

LINEBACKER

Height	6-0
Weight	245
College	Utah State
Seasons	NFL 5th, Seahawks 5th
Born	June 27, 1990
Hometown	Ontario, Calif.

WAGNER'S NFL RECORD

Club	G/S	Tackles			Sacks		Interceptions			LG	TD	PD	FF	FR	Yds
		Tkl	So	Ast	QB	Yds	No	Yds	Avg						
2012 Seattle	16/15	140	86	54	2.0	11.0	3	55	18.3	45	0	4	0	0	0
2013 Seattle	14/14	119	71	48	5.0	36.5	2	9	4.5	9	0	6	0	1	0
2014 Seattle	11/11	104	67	37	2.0	13.0	0	0	0.0	0	0	3	0	0	0
2015 Seattle	15/15	114	67	47	0.5	4.5	0	0	0.0	0	0	7	2	3	55
2016 Seattle	16/16	167	85	82	4.5	27.0	1	9	9.0	9	0	3	0	1	0
NFL TOTALS	72/71	644	376	268	14.0	92.0	6	73	12.2	45	0	23	2	5	55

POSTSEASON

Club	G/S	Tackles			Sacks		Interceptions			LG	TD	PD	FF	FR	Yds
		Tkl	So	Ast	QB	Yds	No	Yds	Avg						
2012 Seattle	2/2	17	12	5	0.0	0.0	1	4	4.0	4	0	1	0	0	0
2013 Seattle	3/3	34	17	17	0.0	0.0	0	0	0.0	0	0	1	0	0	0
2014 Seattle	3/3	31	16	15	0.0	0.0	1	0	0.0	0	0	1	0	0	0
2015 Seattle	2/2	20	12	8	0.0	0.0	0	0	0.0	0	0	0	0	0	0
2016 Seattle	1/1	10	8	2	0.0	0.0	0	0	0.0	0	0	0	0	0	0
NFL TOTALS	11/11	112	65	47	0.0	0.0	2	4	4.0	4	0	3	0	0	0

WAGNER'S SINGLE-GAME HIGHS

Tackles: 16, Buffalo (11/7/16) **Sacks:** 2.0, at San Francisco (1/1/17)
Forced Fumbles: 1 vs. Pittsburgh (11/29/15) **Interceptions:** 2, vs. Arizona (12/9/12)
Fumble Recoveries: 1, 5 Times, Last at SF (1/1/17) **Touchdowns:** 1, 2 Times, Last FR vs. Ari. (11/15/15)

ADDITIONAL STATS

Special Teams Tackles: 2016 (Block FG); **Career:** (Block FG).

WAGNER'S 2016 SEASON

Leads the NFL with 108 tackles. **SF (9/25):** Had sixth-career interception and it led to a field goal. **at NYJ (10/2):** Led team with a season-high 11 tackles, including a sack. **Atl (10/16):** Tied a career high with 14 tackles, including two QB hits. **at Ariz (10/23):** Led team with 13 tackles and blocked a FG after leaping over the snapper. **at NO (10/30):** Set career high with 15 tackles (11 solo). **Buf (11/7):** Set career high for second-straight week in tackles with 16 (8 solo). Also recorded half of a sack. **Phi (11/20):** Led team with 15 tackles and posted a QB sack. Became first player in team history to record five-straight 100-tackle seasons. **Car (12/4):** Led team with 10 tackles - seventh double-digit output of the season. **Ariz (12/24):** Set club's single season record for most tackles passing Terry Beason's 1978 record of 153. **at SF (1/1):** Had 12 stops, including a career-high 2.0 sacks. **Det (1/7):** Led team with 10 tackles (8 solo).

WAGNER'S 2016 GAME-BY-GAME

Game	G/S	T	S	A	QB	Yds.	QH	Int.	Yds.	PD	FF	FR	Yds.
Miami (9/11)	1/1	6	6	0	0.0	0.0	2	0	0	0	0	0	0
at L.A. (9/18)	1/1	8	5	3	0.0	0.0	1	0	0	0	0	0	0
SF (9/25)	1/1	6	0	6	0.0	0.0	0	1	9	2	0	0	0
at NYJ (10/2)	1/1	10	6	4	1.0	6.0	2	0	0	0	0	0	0
Atl (10/16)	1/1	14	3	11	0.0	0.0	2	0	0	0	0	0	0
at Ariz (10/23)	1/1	13	12	1	0.0	0.0	1	0	0	0	0	0	0
at NO (10/30)	1/1	15	11	4	0.0	0.0	1	0	0	0	0	0	0
Buf (11/7)	1/1	16	8	8	0.5	5.0	3	0	0	0	0	0	0
at NE (11/13)	1/1	5	2	3	0.0	0.0	0	0	0	0	0	0	0
Phi (11/20)	1/1	15	5	10	1.0	9.0	1	0	0	0	0	0	0
at TB (11/27)	1/1	9	6	3	0.0	0.0	0	0	0	0	0	0	0
Car (12/4)	1/1	10	4	6	0.0	0.0	1	0	0	0	0	0	0
at GB (12/11)	1/1	11	6	5	0.0	0.0	0	0	0	0	0	0	0
L.A. (12/15)	1/1	7	0	7	0.0	0.0	2	0	0	0	0	0	0
Ariz (12/24)	1/1	10	1	9	0.0	0.0	0	0	0	0	0	0	0
at SF (1/1/17)	1/1	12	10	2	2.0	7.0	2	0	0	1	0	1	0
Totals	16/16	167	85	82	4.5	27.0	18	1	9	3	0	1	0
Det (1/7)	1/1	10	8	2	0.0	0.0	1	0	0	0	0	0	0
Totals	1/1	10	8	2	0.0	0.0	1	0	0	0	0	0	0



73

J'MARCUS WEBB

TACKLE

Height	6-7
Weight	331
College	West Texas A&M
Seasons	NFL 7th, Seahawks 1st
Born	August 8, 1988
Hometown	Fort Worth, Texas



18

KASEN WILLIAMS

WIDE RECEIVER

Height	6-1
Weight	219
College	Washington
Seasons	NFL 2nd, Seahawks 2nd
Born	December 5, 1992
Hometown	Sammamish, Wash.

WEBB'S NFL RECORD

Year	Team	GP/GS	Postseason
2010	Chicago	14/12	2/2
2011	Chicago	16/16	
2012	Chicago	16/16	
2013	Minn.	8/1	
2014	Minn.	1/0	
2015	Oakland	16/16	
2016	Seattle	9/3	
NFL TOTALS	—	80/64	2/2

WEBB'S 2016 SEASON

Was released on November 22. **Mia (9/11)**: Started at RG in place of Germain Ifedi (ankle). **at LA (9/18)**: Started at RG. **SF (9/25)**: Started at RG. **at NYJ (10/2)**: Saw action on special teams. **Atl (10/16)**: Saw action as an extra lineman in goal line package. **at Ariz (10/23)**: Saw action on special teams. **at NO (10/30)**: Saw action on special teams. **at NE (11/13)**: Saw action on special teams and in goal-line package. **Phi (11/20)**: Inactive.

K. WILLIAMS' NFL RECORD

RECEIVING							
Club	G/S	No	Yds	Avg	LG	TD	
2015	Seattle	2/0	1	8	8.0	8	0
2016	Seattle	1/0	0	0	0.0	0	0
NFL TOTALS	3/0	1	8	8.0	8	0	

POSTSEASON							
Club	G/S	No	Yds	Avg	LG	TD	
2015	Seattle	2/0	0	0	0.0	0	0
2016	Seattle	0/0	0	0	0.0	0	0
NFL TOTALS	2/0	0	0	0.0	0	0	

WILLIAMS' SINGLE-GAME HIGHS

Receptions: 1 at Arizona (1/3/16) **Receiving Yards:** 8 at Arizona (1/3/16)
Touchdowns: None **Longest Reception:** 8 at Arizona (1/3/16)

WILLIAMS' ADDITIONAL STATS

Rushing: 2015 (1 for 5 yards, 5.0 avg., 5 long).
Postseason Special Teams Tackles: 2015 (1); Career (1).

K. WILLIAMS' 2016 SEASON

Signed to active roster from the practice squad December 27. **at SF (1/1)**: Saw first action of the season at WR. **Det (1/7)**: Inactive.

2016	Opponent	No	Yds	Avg	LG	TD
Games 1-15	Practice Squad					
1/1/17	at San Francisco	0	0	0.0	0	0
TOTALS (1/0)		0	0	0.0	0	0
1/7	Detroit	Inactive				
TOTALS (0/0)		0	0	0.0	0	0



86

BRANDON WILLIAMS

TIGHT END

Height 6-3
 Weight 247
 College Oregon
 Seasons NFL 4th, Seahawks 1st
 Born October 12, 1987
 Hometown Merrionette, Ill.

B. WILLIAMS' NFL RECORD

RECEIVING						
Club	G/S	No	Yds	Avg	LG	TD
2013 Carolina	9/0	0	0	0.0	0	0
2014 Carolina	14/0	4	44	11.0	16	0
2015 Carolina	2/0	0	0	0.0	0	0
Miami	4/0	0	0	0.0	0	0
2016 Seattle	16/1	2	36	18.0	20	0
NFL TOTALS	45/1	6	80	13.3	20	0

POSTSEASON						
Club	G/S	No	Yds	Avg	LG	TD
2013 Carolina	1/0	0	0	0.0	0	0
2014 Carolina	2/0	0	0	0.0	0	0
2016 Seattle	1/0	0	0	0.0	0	0
NFL TOTALS	4/0	0	0	0.0	0	0

B. WILLIAMS' SINGLE-GAME HIGHS

Receptions: 2 at Green Bay (10/19/14) **Receiving Yards:** 22 at Green Bay (10/19/14)
Touchdowns: None **Longest Reception:** 20 at San Francisco (1/1/17)

B. WILLIAMS' ADDITIONAL STATS

Kickoff Returns: 2014 (3 for 36 yards, 12.0 avg., 19 long), 2016 (1 for 12 yards, 12.0 avg.); **Career:** (4 for 48, 12.0 avg., 19 long).

Special Teams Tackles: 2013 (1), 2014 (1), 2015 (1), 2016 (6); **Career** (9).

Postseason Special Teams Tackles: 2014 (1), 2016 (1); **Career** (2).

B. WILLIAMS' 2016 SEASON

at LA (9/18): Started when team opened in a 3-TE set. **LA (12/15):** Recorded three special teams tackles. **at SF (1/1):** Had a career-long 20-yard reception.

2016	Opponent	No	Yds	Avg	LG	TD	2016	Opponent	No	Yds	Avg	LG	TD
9/11	Miami	0	0	0.0	0	0	12/4	Carolina	0	0	0.0	0	0
9/18	at L.A. Rams	0	0	0.0	0	0	12/11	at Green Bay	0	0	0.0	0	0
9/25	SF	0	0	0.0	0	0	12/15	L.A. Rams	0	0	0.0	0	0
10/2	at NYJ	0	0	0.0	0	0	12/24	Arizona	0	0	0.0	0	0
10/16	Atlanta	0	0	0.0	0	0	1/1/17	at San Francisco	1	20	20.0	20	0
10/23	at Arizona	0	0	0.0	0	0	TOTALS (16/1)		2	36	18.0	20	0
10/30	at New Orleans	0	0	0.0	0	0	1/7	Detroit	0	0	0.0	0	0
11/7	Buffalo	1	16	16.0	16	0	TOTALS (1/0)		0	0	0.0	0	0
11/13	at New England	0	0	0.0	0	0							
11/20	Philadelphia	0	0	0.0	0	0							
11/27	at Tampa Bay	0	0	0.0	0	0							



82

LUKE WILLSON

TIGHT END

Height 6-5
Weight 252
College Rice
Seasons NFL 4th, Seahawks 4th
Born January 15, 1990
Hometown Lasalle, Ontario, Can.

WILLSON'S NFL RECORD

RECEIVING						
Club	G/S	No	Yds	Avg	LG	TD
2013 Seattle	16/7	20	272	13.6	39t	1
2014 Seattle	15/10	22	362	16.5	80t	3
2015 Seattle	14/7	17	213	12.5	24	1
2016 Seattle	11/6	15	129	8.6	19	2
NFL TOTALS	56/30	74	976	13.2	80t	7

POSTSEASON						
Club	G/S	No	Yds	Avg	LG	TD
2013 Seattle	3/0	2	17	8.5	12	0
2014 Seattle	3/3	6	79	13.2	29	1
2015 Seattle	1/1	4	54	13.5	22	0
2016 Seattl	1/0	1	4	4.0	4	0
NFL TOTALS	8/4	13	154	11.8	29	1

WILLSON'S SINGLE-GAME HIGHS

Receptions: 5 vs. Jacksonville (9/22/13)
Touchdowns: 2 at Arizona (12/21/14)

Receiving Yards: 139 at Arizona (12/21/14)
Longest Reception: 80t at Arizona (12/21/14)


WILLSON'S 2016 SEASON

Mia (9/11): Started at TE. **at LA (9/18):** Started when team opened in a 3-TE set. **at NYJ (10/2):** Started in 2-TE set. **Atl (10/16):** Saw action at TE and had a 9-yard reception. Injured knee in fourth quarter during a Michael TD run. **Atl (10/16):** Inactive (knee). **at Ariz (10/23):** Inactive (knee). **at NO (10/30):** Inactive (knee). **Buf (11/7):** Inactive (knee). **at NE (11/13):** Inactive (knee). **Phi (11/20):** Returned from knee injury to start in 2-TE set and had a 12-yard reception and a late onside kick recovery. **at TB (11/27):** Had one reception but left the game with a knee injury. **Car (12/4):** Inactive (knee).

WILLSON'S GAME-BY-GAME

-----Receiving-----							-----Receiving-----						
2013	Opponent	No	Yds	Avg	LG	TD	2014	Opponent	No	Yds	Avg	LG	TD
9/8	at Carolina	0	0	0.0	0	0	9/04	Green Bay	1	1	1.0	1	0
9/15	San Francisco	0	0	0.0	0	0	9/14	at San Diego	0	0	0.0	0	0
9/22	Jacksonville	5	76	15.2	35	0	9/21	Denver	0	0	0.0	0	0
9/29	at Houston	0	0	0.0	0	0	10/06	at Washington	3	28	9.3	19	0
10/6	at Indianapolis	2	28	14.0	17	0	10/12	Dallas	2	11	5.5	10	0
10/13	Tennessee	2	17	8.5	14	0	10/19	at St. Louis	Inactive (groin)				
10/17	at Arizona	1	23	23.0	23	0	10/26	at Carolina	1	23	23.0	23t	1
10/28	at St. Louis	0	0	0.0	0	0	11/02	Oakland	1	16	16.0	16	0
11/3	Tampa Bay	0	0	0.0	0	0	11/09	NY Giants	0	0	0.0	0	0
11/10	at Atlanta	1	19	19.0	19	0	11/16	at Kansas City	3	51	17.0	27	0
11/17	Minnesota	1	7	7.0	7	0	11/23	Arizona	1	21	21.0	21	0
12/2	New Orleans	1	2	2.0	2	0	11/27	at San Francisco	4	39	9.8	15	0
12/8	at San Francisco	3	70	23.3	39t	1	12/07	at Philadelphia	1	1	1.0	1	0
12/15	at NY Giants	2	23	11.5	15	0	12/14	San Francisco	0	0	0.0	0	0
12/22	Arizona	1	3	3.0	3	0	12/21	at Arizona	3	139	46.3	80t	2
12/29	St. Louis	1	4	4.0	4	0	12/28	St. Louis	2	32	16.0	28	0
TOTALS (16/7)		20	272	13.6	39t	1	TOTALS (15/10)		22	362	16.5	80t	3
1/11	New Orleans	0	0	0.0	0	0	1/10	Carolina	4	68	17.0	29	1
1/19	San Francisco	0	0	0.0	0	0	1/18	Green Bay	2	11	5.5	8	0
2/2	Denver	2	17	8.5	12	0	2/1	New England	0	0	0.0	0	0
Playoff Totals (3/0)		2	17	8.5	12	0	TOTALS (3/3)		6	79	13.2	29	1

-----Receiving-----							-----Receiving-----						
2015	Opponent	No	Yds	Avg	LG	TD	2016	Opponent	No	Yds	Avg	LG	TD
9/13	at St. Louis	0	0	0.0	0	0	9/11	Miami	2	26	13.0	19	0
9/20	at Green Bay	2	36	18.0	24	0	9/18	at L.A. Rams	1	6	6.0	6	0
9/27	Chicago	Inactive (Back)					9/25	San Francisco	2	9	4.5	7	0
10/05	Detroit	2	15	7.5	9	0	10/2	at N.Y. Jets	0	0	0.0	0	0
10/11	at Cincinnati	2	17	8.5	9	0	10/16	Atlanta	1	9	9.0	9	0
10/18	Carolina	1	16	16.0	16	0	Games 6-9						
10/22	at San Francisco	0	0	0.0	0	0	11/20	Philadelphia	1	12	12.0	12	0
11/01	at Dallas	2	41	20.5	22t	1	11/27	at Tampa Bay	1	11	11.0	11	0
11/15	Arizona	0	0	0.0	0	0	12/4	Carolina	Inactive (Knee)				
11/22	San Francisco	2	15	7.5	10	0	12/11	at Green Bay	1	11	11.0	11	0
11/29	Pittsburgh	1	12	12.0	12	0	12/15	L.A. Rams	3	19	6.3	9	1
12/06	at Minnesota	2	36	18.0	22	0	12/24	Arizona	0	0	0.0	0	0
12/13	at Baltimore	1	8	8.0	8	0	1/1/17	at San Francisco	3	26	8.7	11t	1
12/20	Cleveland	2	17	8.5	11	0	TOTALS (11/6)		15	129	8.6	19	2
12/27	St. Louis	0	0	0.0	0	0	1/7	Detroit	1	4	4.0	4	0
1/03	at Arizona	Inactive (Concussion)					TOTALS (1/0)		1	4	4.0	4	0
TOTALS (14/7)		17	213	12.5	24	1							
1/10	at Minnesota	Inactive (Concussion)											
1/17	at Carolina	4	54	13.5	22	0							
TOTALS (1/1)		4	54	13.5	22	0							



3

RUSSELL WILSON QUARTERBACK

Height 5-11
Weight 215
College Wisconsin
Seasons NFL 5th, Seahawks 5th
Born November 29, 1988
Hometown Richmond, Va.

WILSON'S NFL RECORD

PASSING

Year	Club	G/S	Att	Comp	Yds	Pct	TD	Int	LG	Sacked	Rate
2012	Seattle	16/16	393	252	3,118	64.1	26	10	67	33/203	100.0
2013	Seattle	16/16	407	257	3,357	63.1	26	9	80t	44/272	101.2
2014	Seattle	16/16	452	285	3,475	63.1	20	7	80t	42/242	95.0
2015	Seattle	16/16	483	329	4,024	68.1	34	8	80t	45/265	110.1
2016	Seattle	16/16	546	353	4,219	64.7	21	11	59	41/293	92.6
NFL TOTALS		80/80	2,281	1,476	18,193	64.7	127	45	80t	205/1,275	99.6

RUSHING

Year	Club	G/S	Att	Yds	Avg	LG	TD
2012	Seattle	16/16	94	489	5.2	25t	4
2013	Seattle	16/16	96	539	5.6	27	1
2014	Seattle	16/16	118	849	7.2	55	6
2015	Seattle	16/16	103	553	5.4	24	1
2016	Seattle	16/16	72	259	3.6	18	1
NFL TOTALS		80/80	483	2,689	5.6	55	13

POSTSEASON

PASSING

Year	Club	G/S	Att	Comp	Yds	Pct	TD	Int	LG	Sacked	Rate
2012	Seattle	2/2	62	39	572	62.9	3	1	34	7/48	101.0
2013	Seattle	3/3	68	43	524	63.2	3	0	51	7/22	101.6
2014	Seattle	3/3	72	41	724	56.9	6	5	63t	10/58	81.9
2015	Seattle	2/2	74	44	508	59.5	4	3	35	7/54	81.4
2016	Seattle	1/1	30	23	224	76.7	2	0	42	3/14	119.3
NFL TOTALS		11/11	306	190	2,552	62.1	18	9	63t	34/196	95.9

RUSHING

Year	Club	G/S	Att	Yds	Avg	LG	TD
2012	Seattle	2/2	15	127	8.5	17	1
2013	Seattle	3/3	11	42	3.8	16	0
2014	Seattle	3/3	17	86	5.1	17	1
2015	Seattle	2/2	8	53	6.6	14	0
2016	Seattle	1/1	3	-3	-1.0	-1	0
NFL TOTALS		11/11	54	305	5.6	28	2

WILSON'S 2016 SEASON

Mia (9/11): Led team to 19th-career win when trailing or tied in the fourth quarter or OT, this after injuring his right ankle in the third quarter. Connected with Baldwin on a 2-yard TD with :31 remaining to give Seattle a 12-10 lead. Attempted a career-high 43 passes. **at LA (9/18):** Returned to start despite suffering an ankle sprain the previous week. **SF (9/25):** Passed for 233 yards in the first half, second-highest total of career for the half. Left the game mid-way through the third quarter with a knee sprain. **at NYJ (10/2):** Passed for season-best 309 yards to go along with three TDs and no INTs. **at NE (11/13):** Passed for a career-high 348 yards and three TDs with no INTs. Was the 12th time of career to pass for three or more TDs and no INTs. Was the fourth time of career to pass for 300 yards with three or more TDs and no INTs. Led the team on scoring drives seven of nine possessions, not counting the final two-play drive that ran out the clock. **Phi (11/20):** Hauled in a 15-yard TD reception on an end-around pass from Doug Baldwin. Was the first TD reception by a QB in club history. **at GB (12/11):** Threw a career-high five interceptions. **Ariz (12/24):** Set career highs in attempts (45) and passing yards (350). **Det (1/7):** Tied Matt Hasselbeck for most TD passes in Seahawks postseason history with 18.

WILSON'S GAME-BY-GAME

2016

PASSING

Date	Opponent	P/S	Att	Com	Yds	Pct	TD	Int	LG	Sacked	W/L	Rating
09/11	Miami	(S)	43	27	258	62.8	1	1	24	3/18	W	77.5
09/18	at L.A.	(S)	35	22	254	62.9	0	0	53	2/15	L	84.7
09/25	San Francisco	(S)	23	15	243	65.2	1	0	59	2/17	W	114.9
10/02	at N.Y. Jets	(S)	32	23	309	71.9	3	0	42t	2/21	W	133.5
10/16	Atlanta	(S)	37	25	270	67.6	0	0	25	1/9	W	88.8
10/23	at Arizona	(S)	37	24	225	64.9	0	0	31	1/20	T	81.5
10/30	at New Orleans	(S)	34	22	253	64.7	0	1	27	1/11	L	74.8
11/07	Buffalo	(S)	26	20	282	76.9	2	0	50	4/37	W	137.0
11/13	at New England	(S)	37	25	348	67.6	3	0	39	3/24	W	124.6
11/20	Philadelphia	(S)	31	18	272	58.1	1	0	44	1/0	W	97.8
11/27	at Tampa Bay	(S)	33	17	151	51.5	0	2	21	6/33	L	38.8
12/4	Carolina	(S)	36	26	277	72.2	1	1	40	3/21	W	92.0
12/11	at Green Bay	(S)	39	22	240	56.4	1	5	31	3/22	L	43.7
12/15	L.A. Rams	(S)	26	19	229	73.1	3	1	57t	2/2	W	122.1
12/24	Arizona	(S)	45	29	350	64.4	4	0	42t	6/37	L	117.8
1/1/17	at San Francisco	(S)	32	19	258	59.4	1	0	42	1/6	W	95.6
TOTALS		(16/16)	546	353	4,219	64.7	21	11	59	41/293	10-5-1	92.6
1/7	Detroit	(S)	30	23	224	76.7	2	0	42	3/14	W	119.3
TOTALS		(1/1)	30	23	224	76.7	2	0	42	3/14	1-0	119.3

W/L record reflects games started only

2016

RUSHING

Date	Opponent	P/S	Att	Yds	Avg	LG	TD
09/11	Miami	1/1	4	16	4.0	9	0
09/18	at L.A.	1/1	5	14	2.8	8	0
09/25	San Francisco	1/1	1	3	3.0	3	0
10/02	at N.Y. Jets	1/1	5	-5	-1.0	2	0
10/16	Atlanta	1/1	6	7	1.2	6	0
10/23	at Arizona	1/1	1	-2	-2.0	-2	0
10/30	at New Orleans	1/1	3	11	3.7	5	0
11/07	Buffalo	1/1	3	10	3.3	8	1
11/13	at New England	1/1	3	6	2.0	6	0
11/20	Philadelphia	1/1	8	19	2.4	7	0
11/27	at Tampa Bay	1/1	8	80	10.0	17	0
12/4	Carolina	1/1	3	29	9.7	18	0
12/11	at Green Bay	1/1	4	19	4.8	8	0
12/15	L.A. Rams	1/1	6	12	2.0	9	0
12/24	Arizona	1/1	10	36	3.6	15	0
1/1/17	a San Francisco	1/1	2	4	2.0	4	0
TOTALS		(16/16)	72	259	3.6	18	1
1/7	Detroit	1/1	3	-3	-1.0	-1	0
TOTALS		(1/1)	3	-3	-1.0	-1	0

SINGLE-GAME HIGHS

Attempts:	45 vs. Arizona	(12/24/16)
Completions:	32 at St. Louis	(9/13/15)
Completion %:*	82.8 vs. San Francisco (24/29)	(11/22/15)
Yards:	350 vs. Arizona	(12/24/16)
Longest, No TD:	67 vs. Arizona	(12/9/12) to Anthony McCoy
Longest TD:	80t, 3 Times, Last vs. Pittsburgh	(11/29/15) to Doug Baldwin
Most TDs:	5, 2 Times, Last at Baltimore	(12/13/15)
Highest Pass Rating (Home):	151.4 vs. Minnesota	(11/17/13)
Highest Pass Rating (Away):	146.0 at Minnesota	(12/6/15)
Interceptions:	5 at Green Bay	(12/11/16)
Rushes:	14 vs. N.Y. Giants	(10/6/13)
Rushing Yds.:	122** at Washington	(10/6/13)
Longest Rush:	55**, at Arizona	(12/21/14)
Rushing TD:	3 at Buffalo	(12/16/12)

*Min. 20 attempts **Club record by QB

R. WILSON'S ADDITIONAL STATS

Receiving: 2014: (1 for 17 yards); 2016: (2 for 14 yards, 7.0 avg., 15 long (TD), 1 TD); **Career:** (3 for 31 yards, 10.3 avg., 17 long, 1 TD)

WILSON'S GAME-BY-GAME

2012

		PASSING										
Date	Opponent	P/S	Att	Com	Yds	Pct	TD	Int	LG	Sacked	W/L Rating	
09/09	at Arizona	(S)	34	18	153	52.9	1	1	27	3/14	L 62.5	
09/16	Dallas	(S)	20	15	151	75.0	1	0	22t	2/18	W 112.7	
09/24	Green Bay	(S)	21	10	130	47.6	2	0	41t	1/19	W 99.3	
09/30	at St. Louis	(S)	25	17	160	68.0	0	3	17	2/20	L 45.8	
10/07	at Carolina	(S)	25	19	221	76.0	1	2	30	2/9	W 82.3	
10/14	New England	(S)	27	16	293	59.3	3	0	51	2/10	W 133.7	
10/18	at San Francisco	(S)	23	9	122	39.1	0	1	36	2/7	L 38.7	
10/28	at Detroit	(S)	35	25	236	71.4	2	1	19	0/0	L 96.8	
11/04	Minnesota	(S)	24	16	173	66.7	3	0	23	1/8	W 127.3	
11/11	N.Y. Jets	(S)	19	12	188	63.2	2	0	38t	4/22	W 131.0	
11/25	at Miami	(S)	27	21	224	77.8	2	0	32	2/8	L 125.9	
12/02	at Chicago	(S)	37	23	293	62.2	2	0	49	2/0	W 104.9	
12/09	Arizona	(S)	13	7	148	53.8	1	1	67	1/7	W 88.0	
12/16	at Buffalo	(S)	23	14	205	60.9	1	0	44	2/9	W 104.4	
12/23	San Francisco	(S)	21	15	171	71.4	4	1	43	1/1	W 115.3	
12/30	St. Louis	(S)	19	15	250	78.9	1	0	49	6/41	W 136.3	
TOTALS		(16/16)	393	252	3,118	64.1	26	10	67	33/203	11-5 100.0	
01/06/13	at Washington	(S)	26	15	187	57.7	1	0	33	5/31	W 92.9	
01/13/13	at Atlanta	(S)	36	24	385	66.7	2	1	34	2/17	L 109.1	
PLAYOFF TOTALS		(2/2)	62	39	572	62.9	3	1	34	7/48	1-1 101.0	

W/L record reflects games started only

2012

RUSHING

Date	Opponent	P/S	Att	Yds	Avg	LG	TD
09/09	at Arizona	(S)	8	20	2.5	5	0
09/16	Dallas	(S)	4	28	7.0	14	0
09/24	Green Bay	(S)	3	18	6.0	12	0
09/30	at St. Louis	(S)	7	14	2.0	8	0
10/07	at Carolina	(S)	5	12	2.4	9	0
10/14	New England	(S)	5	17	3.4	9	0
10/18	at San Francisco	(S)	3	10	3.3	9	0
10/28	at Detroit	(S)	1	9	9.0	9	0
11/04	Minnesota	(S)	9	27	3.0	13	0
11/11	N.Y. Jets	(S)	7	34	4.9	18	0
11/25	at Miami	(S)	5	38	7.6	20	0
12/02	at Chicago	(S)	9	71	7.9	13	0
12/09	Arizona	(S)	3	12	4.0	6	0
12/16	at Buffalo	(S)	9	92	10.2	25t	3
12/23	San Francisco	(S)	6	29	4.8	9	0
12/30	St. Louis	(S)	10	58	5.8	15	1
TOTALS		(16/16)	94	489	5.2	25t	4
01/06/13	at Washington	(S)	8	67	8.4	28	0
01/13/13	at Atlanta	(S)	7	60	8.6	17	1
PLAYOFF TOTALS		(2/2)	15	127	8.5	28	1



4TH-QUARTER WINS - 21 (BEHIND OR TIED IN 4TH QUARTER)

Date	Opp	Situation	Result	Play/Drive & Time Remaining
09/24/12	GB	Behind 12-7	Won 14-12	24 yd TD pass as time expired
10/14/12	NE	Behind 23-17	Won 24-23	46 yd TD pass @ 1:18
12/02/12	at Chi	Behind 14-10		14 yd TD pass @ :24
		Tied 17-17	Won 23-17 (ot)	13 yd TD pass @ 7:33 in OT
12/30/12	StL	Tied 13-13	Won 20-13	1 yd TD run @ 1:39
01/06/13*	at Wash	Behind 14-13	Won 24-14	TD drive @ 7:08
09/08/13	at Car	Behind 7-6	Won 12-7	43 yd TD pass at 10:13
09/29/13	at Hou	Behind 20-6	Won 23-20 (ot)	45 yd FG @ 3:19 in OT
10/13/13	Tenn	Tied 10-10	Won 20-13	Lynch 3-yd TD run @ 7:33
11/03/13	TB	Behind 24-14	Won 27-24 (ot)	27 yd FG @ 8:11 in OT
01/19/14*	SF	Behind 17-13	Won 23-17	35-yd TD pass @ 13:44
09/21/14	Den	Tied 20-20	Won 26-20 (ot)	TD drive @ 9:14 in OT
10/26/14	at Car	Behind 9-6	Won 13-9	23-yd TD pass @ 0:47
11/09/14	NYG	Tied 17-17	Won 38-17	TD drive @ 12:47
12/28/14	StL	Tied 6-6	Won 20-6	TD drive @ 12:07
01/18/15*	GB	Tied 22-22	Won 28-22	35-yd TD pass @ 11:41 in OT
11/01/15	at Dal	Behind 12-10	Won 13-12	24-yard FG drive @ 1:04
11/29/15	Pitt	Behind 27-26	Won 39-30	30-yd TD pass @ 8:12
01/10/16*	at Minn	Behind 9-0	Won 10-9	46-yd FG drive @ 8:04
09/11/16	Miami	Behind 10-6	Won 12-10	2-yd TD pass @ :31
10/16/16	Atlanta	Behind 24-17	Won 26-24	44-yd FG @ 1:57
11/13/16	at NE	Behind 24-22	Won 31-24	23-yd FG @ 8:56 (25-24 lead)

*Playoffs

WILSON'S GAME-BY-GAME

		PASSING									
Date	Opponent	P/S	Att	Com	Yds	Pct	TD	Int	LG	Sacked	W/L Rating
09/08	at Carolina	(S)	33	25	320	75.8	1	0	43t	2/20	W 115.7
09/15	San Francisco	(S)	19	8	142	42.1	1	1	51	4/24	W 63.9
09/22	Jacksonville	(S)	21	14	202	66.7	4	1	30	2/8	W 117.5
09/29	at Houston	(S)	23	12	123	52.2	0	1	24	5/32	W 49.7
10/06	at Indianapolis	(S)	31	15	210	48.4	2	1	28t	2/5	L 78.7
10/13	Tennessee	(S)	31	23	257	74.2	0	0	55	2/4	W 98.5
10/17	at Arizona	(S)	29	18	235	62.1	3	0	32	3/26	W 122.1
10/28	at St. Louis	(S)	18	10	139	55.6	2	0	80t	7/48	W 117.6
11/03	Tampa Bay	(S)	26	19	217	73.1	2	2	28	0/0	W 91.3
11/10	at Atlanta	(S)	26	19	287	73.1	2	0	46	1/8	W 134.6
11/17	Minnesota	(S)	18	13	230	72.2	2	0	44	1/6	W 151.4
12/02	New Orleans	(S)	30	22	310	73.3	3	0	60	1/8	W 139.6
12/08	at San Francisco	(S)	25	15	199	60.0	1	1	39t	2/21	L 81.9
12/15	at NY Giants	(S)	27	18	206	66.7	1	1	30	4/29	W 86.3
12/22	Arizona	(S)	27	11	108	40.7	1	1	28	4/19	L 49.6
12/29	St. Louis	(S)	23	15	172	65.2	1	0	47t	4/14	W 102.1
TOTALS	(16/16)		407	257	3,357	63.1	26	9	80t	44/272	13-3 101.2
01/11	New Orleans	(S)	18	9	103	50.0	0	0	25	3/0	W 67.6
01/19	San Francisco	(S)	25	16	215	64.0	1	0	51	4/22	W 104.6
02/02	Denver	(S)	25	18	206	72.0	2	0	37	0/0	W 123.1
PLAYOFF TOTALS	(3/3)		68	43	524	63.2	3	0	51	7/22	3-0 101.6

W/L record reflects games started only

2013 RUSHING

Date	Opponent	P/S	Att	Yds	Avg	LG	TD
09/08	at Carolina	(S)	5	7	1.4	7	0
09/15	San Francisco	(S)	10	33	3.3	11	0
09/22	Jacksonville	(S)	2	14	7.0	10	0
09/29	at Houston	(S)	10	77	7.7	25	0
10/06	at Indianapolis	(S)	13	102	7.8	22	0
10/13	Tennessee	(S)	10	61	6.1	23	0
10/17	at Arizona	(S)	8	29	3.6	11	0
10/28	at St. Louis	(S)	3	16	5.3	17	0
11/03	Tampa Bay	(S)	6	36	6.0	16	1
11/10	at Atlanta	(S)	3	20	6.7	10	0
11/17	Minnesota	(S)	2	14	7.0	12	0
12/02	New Orleans	(S)	8	47	5.9	15	0
12/08	at San Francisco	(S)	1	2	2.0	2	0
12/15	at NY Giants	(S)	8	50	6.3	16	0
12/22	Arizona	(S)	2	32	16.0	27	0
12/29	St. Louis	(S)	5	-1	-0.2	8	0
TOTALS	(16/16)		96	539	5.6	27	1
01/11	New Orleans	(S)	3	16	5.3	8	0
01/19	San Francisco	(S)	5	0	0.0	3	0
02/02	Denver	(S)	3	26	8.7	16	0
PLAYOFF TOTALS	(3/3)		11	42	3.8	16	0



WILSON'S GAME-BY-GAME

		PASSING									
Date	Opponent	P/S	Att	Com	Yds	Pct	TD	Int	LG	Sacked	W/L Rating
09/04	Green Bay	(S)	28	19	191	67.9	2	0	33t	1/0	W 110.9
09/14	at San Diego	(S)	25	17	202	68.0	2	0	32	2/22	L 119.1
09/21	Denver	(S)	34	24	258	70.6	2	1	39t	3/20	W 99.9
10/06	at Washington	(S)	24	18	201	75.0	2	0	36	3/23	W 127.3
10/12	Dallas	(S)	28	14	126	50.0	0	1	53	2/0	L 47.6
10/19	at St. Louis	(S)	36	23	313	63.9	2	0	49	3/21	L 110.1
10/26	at Carolina	(S)	32	20	199	62.5	1	1	23t	1/8	W 77.5
11/02	Oakland	(S)	35	17	179	48.6	0	0	39	1/2	W 63.9
11/09	NY Giants	(S)	17	10	172	58.8	0	2	60	2/12	W 53.7
11/16	at Kansas City	(S)	32	20	178	62.5	2	0	27	2/10	L 98.2
11/23	Arizona	(S)	22	17	211	77.3	1	0	48	7/42	W 121.6
11/27	at San Francisco	(S)	22	15	236	68.2	1	0	63	4/14	W 118.8
12/07	at Philadelphia	(S)	37	22	263	59.5	2	0	25	2/11	W 99.3
12/14	San Francisco	(S)	24	12	168	50.0	1	1	47	5/30	W 69.4
12/21	at Arizona	(S)	31	20	339	64.5	2	0	80t	1/10	W 122.9
12/28	St. Louis	(S)	25	17	239	68.0	0	1	38	3/17	W 81.9
TOTALS	(16/16)		452	285	3,475	63.1	20	7	80t	42/242	12-4 95.0
01/10	Carolina	(S)	22	15	268	68.2	3	0	63t	2/20	W 149.2
01/18	Green Bay	(S)	29	14	209	48.3	1	4	35t	5/25	W 44.3
02/01	New England	(S)	21	12	247	57.1	2	1	45	3/13	L 110.6
TOTALS	(3/3)		72	41	724	56.9	6	5	63t	10/58	2-1 81.9

W/L record reflects games started only

2014 RUSHING

Date	Opponent	P/S	Att	Yds	Avg	LG	TD
09/04	Green Bay	(S)	7	29	4.1	13	0
09/14	at San Diego	(S)	2	18	9.0	13	0
09/21	Denver	(S)	9	40	4.4	9	0
10/06	at Washington	(S)	11	122*	11.1	29	1
10/12	Dallas	(S)	2	12	6.0	9t	1
10/19	at St. Louis	(S)	7	106	15.1	52	1
10/26	at Carolina	(S)	6	35	5.8	15	0
11/02	Oakland	(S)	8	31	3.9	19	0
11/09	NY Giants	(S)	14	107	7.6	26	1
11/16	at Kansas City	(S)	8	71	8.9	14	0
11/23	Arizona	(S)	10	73	7.3	40	0
11/27	at San Francisco	(S)	7	35	5.0	12	0
12/07	at Philadelphia	(S)	10	48	4.8	26t	1
12/14	San Francisco	(S)	5	27	5.4	19	0
12/21	at Arizona	(S)	6	88	14.7	55*	1
12/29	St. Louis	(S)	6	7	1.2	6	0
TOTALS	(16/16)		118	849	7.2	55	6
01/10	Carolina	(S)	7	22	3.1	14	0
01/18	Green Bay	(S)	7	25	3.6	15	1
02/01	New England	(S)	3	39	13.0	17	0
TOTALS	(3/3)		17	86	5.1	17	1

*Club record by QB



WILSON'S GAME-BY-GAME

2015

PASSING

Date	Opponent	P/S	Att	Com	Yds	Pct	TD	Int	LG	Sacked	W/L Rating
09/13	at St. Louis	(S)	41	32	251	78.0	1	1	23	6/32	L 90.1
09/20	at Green Bay	(S)	30	19	206	63.3	2	1	32	2/1	L 91.8
09/27	Chicago	(S)	30	20	235	66.7	1	0	30t	4/23	W 101.4
10/05	Detroit	(S)	26	20	287	76.9	1	0	50	6/52	W 125.0
10/11	at Cincinnati	(S)	23	15	213	65.2	1	1	46	4/16	L 91.4
10/18	Carolina	(S)	30	18	241	60.0	1	0	45	4/22	L 96.7
10/22	at San Francisco	(S)	24	18	235	75.0	1	2	43t	5/23	W 84.5
11/01	at Dallas	(S)	30	19	210	63.3	1	1	22t	0/0	W 81.3
11/15	Arizona	(S)	32	14	240	43.8	1	1	40	2/12	L 67.2
11/22	San Francisco	(S)	29	24	260	82.8	3	0	31t	2/7	W 138.6
11/29	Pittsburgh	(S)	30	21	345	70.0	5	0	80t	2/9	W 147.9
12/06	at Minnesota	(S)	27	21	274	77.8	3	0	53t	1/8	W 146.0
12/13	at Baltimore	(S)	32	23	292	71.9	5	0	49t	0/0	W 139.6
12/20	Cleveland	(S)	30	21	249	70.0	3	0	39	2/8	W 128.3
12/27	St. Louis	(S)	41	25	289	61.0	2	1	28	4/36	L 88.4
01/03	at Arizona	(S)	28	19	197	67.9	3	0	36	1/16	W 123.7
TOTALS		(16/16)	483	329	4,024	68.1	34	8	80t	45/265	10-6 110.1
01/10	at Minnesota	(S)	26	13	142	50.0	1	1	35	2/13	W 63.3
01/17	at Carolina	(S)	48	31	366	64.6	3	2	33t	5/41	L 91.1
PLAYOFF TOTALS		(2/2)	74	44	508	59.5	4	3	35	7/54	1-1 81.4

W/L record reflects games started only

2015

RUSHING

Date	Opponent	P/S	Att	Yds	Avg	LG	TD
09/13	at St. Louis	(S)	8	31	3.9	10	0
09/20	at Green Bay	(S)	10	78	7.8	17	0
09/27	Chicago	(S)	6	28	4.7	13	0
10/05	Detroit	(S)	10	40	4.0	15	0
10/11	at Cincinnati	(S)	3	21	7.0	9	0
10/18	Carolina	(S)	8	53	6.6	24	0
10/22	at San Francisco	(S)	7	20	2.9	9	0
11/01	at Dallas	(S)	6	32	5.3	10	0
11/15	Arizona	(S)	6	52	8.7	20	0
11/22	San Francisco	(S)	9	30	3.3	8	0
11/29	Pittsburgh	(S)	4	14	3.5	10	0
12/06	at Minnesota	(S)	9	51	5.7	14	1
12/13	at Baltimore	(S)	1	6	6.0	6	0
12/20	Cleveland	(S)	5	46	9.2	16	0
12/27	St. Louis	(S)	6	38	6.5	21	0
01/03	at Arizona	(S)	5	13	2.6	9	0
TOTALS		(16/16)	103	553	5.4	24	1
01/10	at Minnesota	(S)	5	21	4.2	11	0
01/17	at Carolina	(S)	3	32	10.7	14	0
PLAYOFF TOTALS		(2/2)	8	53	6.6	14	0

*Club record by QB





50

K.J. WRIGHT

LINEBACKER

Height 6-4
 Weight 246
 College Mississippi State
 Seasons NFL 6th, Seahawks 6th
 Born July 23, 1989
 Hometown Olive Branch, Miss.

WRIGHT'S NFL RECORD

Club	G/S	Tackles			Sacks		Interceptions				LG	TD	PD	FF	FR	Yds
		Tkl	So	Ast	QB	Yds	No	Yds	Avg							
2011 Seattle	16/12	61	46	15	2.0	9.0	0	0	0.0	0	0	2	1	1	30	
2012 Seattle	15/15	96	66	30	1.0	13.0	1	24	24.0	24	0	5	1	0	0	
2013 Seattle	13/13	80	46	34	1.5	4.5	0	0	0.0	0	0	4	0	1	0	
2014 Seattle	16/16	107	74	33	2.0	8.0	0	0	0	0	0	4	2	1	0	
2015 Seattle	16/16	116	71	45	1.0	11.0	0	0	0	0	0	3	4	2	4	
2016 Seattle	16/16	126	72	54	4.0	7.0	0	0	0	0	0	5	1	1	0	
NFL TOTALS	92/88	586	375	211	11.5	52.5	1	24	24.0	24	0	23	9	6	34	

Club	G/S	Tackles			Sacks		Interceptions				LG	TD	PD	FF	FR	Yds
		Tkl	So	Ast	QB	Yds	No	Yds	Avg							
2012 Seattle	2/2	16	8	8	0.0	0.0	0	0	0.0	0	0	2	0	0	0	
2013 Seattle	2/1	8	5	3	0.0	0.0	0	0	0.0	0	0	0	0	0	0	
2014 Seattle	3/3	23	16	7	0.0	0.0	0	0	0.0	0	0	1	0	0	0	
2015 Seattle	2/2	21	11	10	0.5	3.0	0	0	0.0	0	0	0	0	0	0	
2016 Seattle	1/1	6	3	3	0.0	0.0	0	0	0.0	0	0	0	0	0	0	
NFL TOTALS	10/9	74	43	31	0.5	3.0	0	0	0.0	0	0	3	0	0	0	

WRIGHT'S SINGLE-GAME HIGHS

Tackles: 13, vs. Oakland (11/2/14) **Forced Fumbles:** 1, 9 Times, Last vs. Car (12/4/16)
Interceptions: 1, at Buffalo (12/16/12) **Fumble Recoveries:** 1, 6 Times, Last vs. Arizona (12/24/16)
Sacks: 1.0, 11 Times, Last at San Francisco (1/1/17) **Touchdowns:** 1, FR at Dallas (11/1/15)

ADDITIONAL STATS

Special Teams Tackles: 2011 (4), 2012 (3); **Career:** (7). **Postseason:** 2013 (1), 2014 (1); **Career:** (2).

WRIGHT'S 2016 SEASON

Mia (9/11): Led team with 11 tackles, including a sack. **at LA (9/18):** Led team for second-straight week with nine tackles (7 solo). **LA (12/15):** Led team with 10 tackles (3 solo).

WRIGHT'S 2016 GAME-BY-GAME

Game	G/S	T	S	A	QB	Yds.	QH	Int.	Yds.	PD	FF	FR	Yds.
Miami (9/11)	1/1	11	3	8	1.0	2.0	1	0	0	0	0	0	0
at L.A. (9/18)	1/1	9	7	2	0.0	0.0	0	0	0	0	0	0	0
SF (9/25)	1/1	7	3	4	0.0	0.0	0	0	0	0	0	0	0
at NYJ (10/2)	1/1	8	4	4	1.0	4.0	1	0	0	0	0	0	0
Atl (10/16)	1/1	7	1	6	0.0	0.0	1	0	0	0	0	0	0
at Ariz (10/23)	1/1	10	10	0	0.0	0.0	0	0	0	1	0	0	0
at NO (10/30)	1/1	6	4	2	0.0	0.0	0	0	0	0	0	0	0
Buf (11/7)	1/1	11	7	4	1.0	1.0	2	0	0	0	0	0	0
at NE (11/13)	1/1	8	5	3	0.0	0.0	0	0	0	0	0	0	0
Phi (11/20)	1/1	10	6	4	0.0	0.0	0	0	0	1	0	0	0
at TB (11/27)	1/1	8	6	2	0.0	0.0	0	0	0	1	0	0	0
Car (12/4)	1/1	3	2	1	0.0	0.0	0	0	0	1	1	0	0
at GB (12/11)	1/1	5	4	1	0.0	0.0	0	0	0	0	0	0	0
L.A. (12/15)	1/1	10	3	7	0.0	0.0	0	0	0	0	0	0	0
Ariz (12/24)	1/1	6	0	6	0.0	0.0	2	0	0	1	0	1	0
at SF (1/1/17)	1/1	7	7	0	1.0	0.0	1	0	0	0	0	0	0
Totals	16/16	126	72	54	4.0	7.0	8	0	0	5	1	1	0
Det (1/7)	1/1	6	3	3	0.0	0.0	0	0	0	0	0	0	0
Totals	1/1	6	3	3	0.0	0.0	0	0	0	0	0	0	0

National Football League Game Summary

NFL Copyright © 2016 by The National Football League. All rights reserved. This summary and play-by-play is for the express purpose of assisting media in their coverage of the game; any other use of this material is prohibited without the written permission of the National Football League. Updated: 1/8/2017

Date: Saturday, 1/7/2017

Detroit Lions at Seattle Seahawks

Start Time: 5:16 PM PST

at CenturyLink Field, Seattle

Game Day Weather

Game Weather: Cloudy
Played Outdoor on Turf: FieldTurf

Temp: 38° F (3.3° C) Humidity: 44%, Wind: ESE 7 mph
Outdoor Weather: Cloudy, Wind Chill: 33

Officials

Referee: Allen, Brad (122)
Line Judge: Boston, Byron (18)
Back Judge: Paganelli, Perry (46)

Umpire: Rice, Jeff (44)
Side Judge: Larrew, Joe (73)
Replay Official: Lapetina, Jim ()

Head Linesman: Camp, Ed (134)
Field Judge: Hall, Eugene (103)

Lineups

Detroit Lions

Offense		Defense	
WR 15	G.Tate	DE 98	D.Taylor
LT 68	T.Decker	DT 91	A.Robinson
LG 72	L.Tomlinson	DT 92	H.Ngata
C 60	G.Glasgow	DE 94	E.Ansah
RG 75	L.Warford	OLB 54	D.Levy
RT 77	C.Lucas	MLB 59	T.Whitehead
TE 85	E.Ebron	OLB 57	J.Bynes
WR 11	M.Jones	CB 23	D.Slay
WR 80	A.Boldin	CB 24	N.Lawson
QB 9	M.Stafford	SS 32	T.Wilson
RB 34	Z.Zenner	FS 27	G.Quin

Seattle Seahawks

Offense		Defense	
WR 89	D.Baldwin	LDE 72	M.Bennett
LT 74	G.Fant	LDT 77	A.Rubin
LG 63	M.Glowinski	RDT 90	J.Reed
C 68	J.Britt	RDE 56	C.Avril
RG 76	G.Ifedi	MLB 54	B.Wagner
RT 79	G.Gilliam	OLB 50	K.Wright
TE 88	J.Graham	LCB 25	R.Sherman
WR 15	J.Kearse	RCB 35	D.Shead
QB 3	R.Wilson	SS 31	K.Chancellor
FB 44	M.Reece	FS 23	S.Terrell
RB 34	T.Rawls	CB 20	J.Lane

Substitutions

K 5 M.Prater, P 6 S.Martin, WR 12 A.Roberts, WR 13 T.Jones, S 26 D.Carey, CB 29 J.Bademosi, S 31 R.Bush, S 35 M.Killebrew, RB 36 D.Washington, CB 38 A.Barnes, CB 41 C.Butler, RB 44 J.Bell, LS 48 D.Muhlbach, LB 50 T.Armbrister, DE 51 B.Copeland, DE 61 K.Hyder, OL 66 J.Dahl, DL 69 A.Zettel, OL 73 G.Reynolds, TE 82 M.Mulligan, TE 84 C.Harbor, DT 93 T.Walker, DT 99 K.Thornton

Substitutions

K 4 S.Hauschka, P 9 J.Ryan, WR 10 P.Richardson, WR 17 D.Hester, WR 19 T.McEvoy, CB 21 D.Elliott, CB 27 N.Thorpe, RB 30 J.McKissic, SS 32 J.Johnson, SS 33 K.McCray, RB 36 A.Collins, LB 41 D.McDonald, LB 52 B.Coyle, C 53 J.Hunt, DE 55 F.Clark, LB 57 M.Morgan, LB 58 K.Pierre-Louis, LS 69 T.Ott, T 78 B.Sowell, TE 82 L.Willson, TE 86 B.Williams, DE 91 C.Marsh, DT 92 J.Jenkins

Did Not Play

QB 8 D.Orlovsky

Did Not Play

QB 2 T.Boykin

Not Active

QB 14 J.Rudock, WR 16 J.Billingsley, CB 33 A.Carter, FB 46 M.Burton, LB 52 A.Williams, C 64 T.Swanson, T 71 R.Reiff

Not Active

WR 18 K.Williams, RB 22 C.Prosise, RB 26 T.Magee, LB 59 R.Powell, G 70 R.Odhiambo, TE 81 N.Vannett, DT 93 T.McDaniel

Field Goals (made () & missed)

M.Prater (51) (53)

S.Hauschka (43) (27)

		1	2	3	4	OT	Total
VISITOR:	Detroit Lions	0	3	3	0	0	6
HOME:	Seattle Seahawks	0	10	0	16	0	26

Scoring Plays

Team	Qtr	Time	Play Description (Extra Point) (Drive Info)	Visitor	Home
Seahawks	2	7:07	P.Richardson 2 yd. pass from R.Wilson (S.Hauschka kick) (14-60, 7:45)	0	7
Seahawks	2	1:55	S.Hauschka 43 yd. Field Goal (7-51, 2:53)	0	10
Lions	2	0:20	M.Prater 51 yd. Field Goal (7-42, 1:35)	3	10
Lions	3	4:03	M.Prater 53 yd. Field Goal (10-61, 5:33)	6	10
Seahawks	4	14:12	S.Hauschka 27 yd. Field Goal (10-66, 4:51)	6	13
Seahawks	4	8:49	T.Rawls 4 yd. run (kick failed, hru) (8-82, 4:08)	6	19
Seahawks	4	3:36	D.Baldwin 13 yd. pass from R.Wilson (S.Hauschka kick) (11-84, 4:15)	6	26

Paid Attendance: 68,788

Time: 2:55

Detroit Lions vs Seattle Seahawks
1/7/2017 at CenturyLink Field

Final Individual Statistics

Detroit Lions

Seattle Seahawks

RUSHING							RUSHING						
	ATT	YDS	AVG	LG	TD		ATT	YDS	AVG	LG	TD		
Z.Zenner	11	34	3.1	17	0	T.Rawls	27	161	6.0	32	1		
M.Stafford	3	15	5.0	11	0	A.Collins	6	13	2.2	3	0		
G.Tate	1	0	0.0	0	0	D.Baldwin	1	6	6.0	6	0		
						M.Reece	1	0	0.0	0	0		
						R.Wilson	3	-3	-1.0	-1	0		
Total	15	49	3.3	17	0	Total	38	177	4.7	32	1		

PASSING									PASSING								
	ATT	CMP	YDS	SK/YD	TD	LG	IN	RT		ATT	CMP	YDS	SK/YD	TD	LG	IN	RT
M.Stafford	32	18	205	3/23	0	30	0	75.7	R.Wilson	30	23	224	3/14	2	42	0	119.3
Total	32	18	205	3/23	0	30	0	75.7	Total	30	23	224	3/14	2	42	0	119.3

PASS RECEIVING								PASS RECEIVING							
	TAR	REC	YDS	AVG	LG	TD		TAR	REC	YDS	AVG	LG	TD		
Z.Zenner	6	6	54	9.0	23	0	D.Baldwin	12	11	104	9.5	42	1		
M.Jones	7	4	81	20.3	30	0	P.Richardson	4	3	48	16.0	27	1		
G.Tate	5	3	25	8.3	13	0	J.Graham	4	3	37	12.3	14	0		
A.Boldin	6	2	24	12.0	16	0	J.Kearse	3	2	14	7.0	8	0		
E.Ebron	6	2	23	11.5	12	0	A.Collins	1	1	11	11.0	11	0		
M.Mulligan	1	1	-2	-2.0	-2	0	M.Reece	1	1	5	5.0	5	0		
T.Jones	1	0	0	0.0	0	0	L.Willson	1	1	4	4.0	4	0		
							T.Rawls	2	1	1	1.0	1	0		
							J.McKissic	1	0	0	0.0	0	0		
							T.McEvoy	1	0	0	0.0	0	0		
Total	32	18	205	11.4	30	0	Total	30	23	224	9.7	42	2		

INTERCEPTIONS							INTERCEPTIONS						
	NO	YDS	AVG	LG	TD		NO	YDS	AVG	LG	TD		
Total	0	0	0	0	0	Total	0	0	0	0	0		

PUNTING								PUNTING							
	NO	YDS	AVG	NET	TB	IN20	LG		NO	YDS	AVG	NET	TB	IN20	LG
S.Martin	5	232	46.4	45.4	0	2	55	J.Ryan	3	113	37.7	37.7	0	1	44
Total	5	232	46.4	45.4	0	2	55	Total	3	113	37.7	37.7	0	1	44

PUNT RETURNS								PUNT RETURNS							
	NO	YDS	AVG	FC	LG	TD		NO	YDS	AVG	FC	LG	TD		
A.Roberts	1	0	0.0	1	0	0	D.Hester	1	5	5.0	3	5	0		
[DOWNED]	1	0	0.0	0	0	0	[DOWNED]	1	0	0.0	0	0	0		
Total	1	0	0.0	1	0	0	Total	1	5	5.0	3	5	0		

KICKOFF RETURNS								KICKOFF RETURNS							
	NO	YDS	AVG	FC	LG	TD		NO	YDS	AVG	FC	LG	TD		
A.Roberts	4	76	19.0	0	22	0	D.Hester	1	20	20.0	0	20	0		
[TOUCHBACK]	2	0	0.0	0	0	0	[TOUCHBACK]	2	0	0.0	0	0	0		
Total	4	76	19.0	0	22	0	Total	1	20	20.0	0	20	0		

Detroit Lions

FUMBLES												
	FUM	LOST	OWN-REC	YDS	TD	FORCED	OPP-REC	YDS	TD	OUT-BDS		
A.Roberts	1	0		1	0	0	0	0	0	0		
Total	1	0		1	0	0	0	0	0	0		

Seattle Seahawks

FUMBLES												
	FUM	LOST	OWN-REC	YDS	TD	FORCED	OPP-REC	YDS	TD	OUT-BDS		
Total	0	0		0	0	0	0	0	0	0		

Detroit Lions vs Seattle Seahawks
1/7/2017 at CenturyLink Field

Final Team Statistics

	Visitor Lions	Home Seahawks
TOTAL FIRST DOWNS	13	24
By Rushing	2	9
By Passing	10	13
By Penalty	1	2
THIRD DOWN EFFICIENCY	2-11-18%	9-16-56%
FOURTH DOWN EFFICIENCY	0-2-0%	2-2-100%
TOTAL NET YARDS	231	387
Total Offensive Plays (inc. times thrown passing)	50	71
Average gain per offensive play	4.6	5.5
NET YARDS RUSHING	49	177
Total Rushing Plays	15	38
Average gain per rushing play	3.3	4.7
Tackles for a loss-number and yards	1-3	3-7
NET YARDS PASSING	182	210
Times thrown - yards lost attempting to pass	3-23	3-14
Gross yards passing	205	224
PASS ATTEMPTS-COMPLETIONS-HAD INTERCEPTED	32-18-0	30-23-0
Avg gain per pass play (inc.# thrown passing)	5.2	6.4
KICKOFFS Number-In End Zone-Touchbacks	3-3-2	6-4-2
PUNTS Number and Average	5-46.4	3-37.7
Had Blocked	0	0
FGs - PATs Had Blocked	0-0	0-0
Net Punting Average	45.4	37.7
TOTAL RETURN YARDAGE (Not Including Kickoffs)	0	5
No. and Yards Punt Returns	1-0	1-5
No. and Yards Kickoff Returns	4-76	1-20
No. and Yards Interception Returns	0-0	0-0
PENALTIES Number and Yards	7-68	6-40
FUMBLES Number and Lost	1-0	0-0
TOUCHDOWNS	0	3
Rushing	0	1
Passing	0	2
EXTRA POINTS Made-Attempts	0-0	2-3
Kicking Made-Attempts	0-0	2-3
FIELD GOALS Made-Attempts	2-2	2-2
RED ZONE EFFICIENCY	0-0-0%	3-4-75%
GOAL TO GO EFFICIENCY	0-0-0%	2-3-67%
SAFETIES	0	0
FINAL SCORE	6	26
TIME OF POSSESSION	23:21	36:39

Ball Possession And Drive Chart

Detroit Lions

#	Time Recd	Time Lost	Time Poss	How Ball Obtained	Drive Began	# Play	Yds Gain	Yds Pen	Net Yds	1st Down	Last Scrm	How Given Up
1	15:00	14:06	0:54	Kickoff	DET 25	3	3	0	3	0	DET 28	Punt
2	12:41	8:59	3:42	Punt	DET 23	5	26	0	26	1	DET 49	Punt
3	4:39	14:52	4:47	Punt	DET 24	9	31	5	36	2	SEA 38	Downs
4	7:07	4:48	2:19	Kickoff	DET 21	4	12	-15	-3	1	DET 18	Punt
5	1:55	0:20	1:35	Kickoff	DET 25	7	47	-5	42	2	SEA 33	Field Goal
6	9:36	4:03	5:33	Punt	DET 4	10	56	5	61	4	SEA 35	Field Goal
7	14:12	12:57	1:15	Kickoff	DET 16	3	9	-8	1	0	DET 17	Punt
8	8:49	7:51	0:58	Kickoff	DET 25	4	19	0	19	1	DET 44	Punt
9	3:36	1:18	2:18	Kickoff	DET 16	7	28	0	28	2	DET 44	Downs

(179) Average DET 20

Seattle Seahawks

#	Time Recd	Time Lost	Time Poss	How Ball Obtained	Drive Began	# Play	Yds Gain	Yds Pen	Net Yds	1st Down	Last Scrm	How Given Up
1	14:06	12:41	1:25	Punt	SEA 36	3	7	0	7	0	SEA 43	Punt
2	8:59	4:39	4:20	Punt	SEA 13	7	29	-5	24	2	SEA 37	Punt
3	14:52	7:07	7:45	Downs	SEA 40	14	60	0	60	5	* DET 2	Touchdown
4	4:48	1:55	2:53	Punt	SEA 24	7	51	0	51	2	DET 25	Field Goal
5	0:20	0:00	0:20	Kickoff	SEA 17	1	-1	0	-1	0	SEA 17	End of Half
6	15:00	9:36	5:24	Kickoff	SEA 25	10	36	0	36	3	DET 39	Punt
7	4:03	14:12	4:51	Kickoff	SEA 25	10	56	10	66	3	* DET 9	Field Goal
8	12:57	8:49	4:08	Punt	SEA 18	8	82	0	82	4	* DET 4	Touchdown
9	7:51	3:36	4:15	Punt	SEA 16	11	69	15	84	5	* DET 13	Touchdown
10	1:18	0:00	1:18	Downs	DET 44	2	-2	0	-2	0	DET 45	End of Game

(270) Average SEA 27

* inside opponent's 20

Time of Possession by Quarter

	1st	2nd	3rd	4th	OT	Total
Visitor Detroit Lions	9:15	4:02	5:33	4:31		23:21
Home Seattle Seahawks	5:45	10:58	9:27	10:29		36:39

Kickoff Drive No.-Start Average

Lions: 6 - DET 21 Seahawks: 3 - SEA 22

Play By Play

First Quarter

1/7/2017

SEA wins the coin toss and elects to defer. DET elects to Receive, and SEA elects to defend the south goal.

S.Hauschka kicks 65 yards from SEA 35 to end zone, Touchback.

Detroit Lions at 15:00

- 1-10-DET 25 (15:00) (Shotgun) Z.Zenner up the middle to DET 28 for 3 yards (B.Wagner).
- 2-7-DET 28 (14:22) (Shotgun) M.Stafford pass incomplete short left to A.Boldin.
- 3-7-DET 28 (14:20) (Shotgun) M.Stafford pass incomplete short middle to G.Tate.
- 4-7-DET 28 (14:16) S.Martin punts 51 yards to SEA 21, Center-D.Muhlbach. D.Hester to SEA 26 for 5 yards (A.Barnes).
PENALTY on DET-J.Bademosi, Illegal Block Above the Waist, 10 yards, enforced at SEA 26.

Seattle Seahawks at 14:06

- 1-10-SEA 36 (14:06) (Shotgun) R.Wilson pass short left to D.Baldwin to SEA 40 for 4 yards (T.Whitehead).
- 2-6-SEA 40 (13:36) (Shotgun) T.Rawls up the middle to SEA 43 for 3 yards (D.Levy; A.Robinson).
- 3-3-SEA 43 (12:56) (Shotgun) R.Wilson pass incomplete short left to J.McKissic [K.Hyder].
- 4-3-SEA 43 (12:49) J.Ryan punts 34 yards to DET 23, Center-T.Ott, fair catch by A.Roberts.

Detroit Lions at 12:41

- 1-10-DET 23 (12:41) (Shotgun) M.Stafford pass incomplete short left to M.Jones.
- 2-10-DET 23 (12:38) (Shotgun) Z.Zenner right end to DET 40 for 17 yards (R.Sherman; S.Terrell). R1
- 1-10-DET 40 (11:57) (Shotgun) Z.Zenner left tackle to DET 43 for 3 yards (F.Clark).
PENALTY on SEA-M.Bennett, Defensive Offside, 5 yards, enforced at DET 40 - No Play.
- 1-5-DET 45 (11:27) (Shotgun) Z.Zenner left end to DET 47 for 2 yards (K.Wright).
- 2-3-DET 47 (10:47) (Shotgun) *PENALTY on DET-C.Lucas, False Start, 5 yards, enforced at DET 47 - No Play.*
- 2-8-DET 42 (9:52) (Shotgun) M.Stafford pass short left to G.Tate to DET 49 for 7 yards (K.Chancellor).
- 3-1-DET 49 (9:12) (Shotgun) M.Stafford pass incomplete short left to E.Ebron.
- 4-1-DET 49 (9:06) S.Martin punts 38 yards to SEA 13, Center-D.Muhlbach, fair catch by D.Hester.

Seattle Seahawks at 8:59

- 1-10-SEA 13 (8:59) T.Rawls up the middle to SEA 27 for 14 yards (G.Quin; J.Bynes). R1
- 1-10-SEA 27 (8:26) R.Wilson pass incomplete deep left to J.Graham.
PENALTY on SEA, Illegal Shift, 5 yards, enforced at SEA 27 - No Play.
- 1-15-SEA 22 (8:21) R.Wilson pass short right to D.Baldwin to SEA 32 for 10 yards (T.Wilson; D.Carey).
- 2-5-SEA 32 (7:43) (Shotgun) R.Wilson pass short middle to L.Willson to SEA 36 for 4 yards (N.Lawson).
- 3-1-SEA 36 (7:13) (Shotgun) T.Rawls up the middle to SEA 39 for 3 yards (D.Levy). R2
- 1-10-SEA 39 (6:41) T.Rawls left guard to SEA 47 for 8 yards (K.Thornton).
- 2-2-SEA 47 (6:08) (Shotgun) R.Wilson sacked at SEA 41 for -6 yards (H.Ngata).
- 3-8-SEA 41 (5:27) (Shotgun) R.Wilson sacked at SEA 37 for -4 yards (E.Ansah).
- 4-12-SEA 37 (4:51) J.Ryan punts 44 yards to DET 19, Center-T.Ott. A.Roberts MUFFS catch, and recovers at DET 24. A.Roberts to DET 24 for no gain (N.Thorpe).

Detroit Lions at 4:39

- 1-10-DET 24 (4:39) (Shotgun) Z.Zenner left end to DET 25 for 1 yard (J.Jenkins).
- 2-9-DET 25 (3:58) (Shotgun) M.Stafford pass incomplete deep left to E.Ebron.
- 3-9-DET 25 (3:53) (Shotgun) *PENALTY on SEA-C.Marsh, Neutral Zone Infraction, 5 yards, enforced at DET 25 - No Play.*
- 3-4-DET 30 (3:53) (Shotgun) M.Stafford pass short middle to E.Ebron to DET 42 for 12 yards (K.Chancellor). P2
- 1-10-DET 42 (3:13) (Shotgun) Z.Zenner up the middle to DET 44 for 2 yards (A.Rubin; B.Wagner).
- 2-8-DET 44 (2:32) (Shotgun) M.Stafford pass short middle to M.Jones to SEA 47 for 9 yards (S.Terrell). P3
- 1-10-SEA 47 (1:58) (Shotgun) M.Stafford pass short middle to Z.Zenner to SEA 40 for 7 yards (B.Wagner).
- 2-3-SEA 40 (1:16) (Shotgun) G.Tate left end to SEA 40 for no gain (J.Lane; K.Wright).
- 3-3-SEA 40 (:30) (Shotgun) M.Stafford scrambles left tackle to SEA 38 for 2 yards (R.Sherman).

END OF QUARTER

	Score	Time Poss	First Downs				Efficiencies	
			R	P	X	T	3 Down	4 Down
Detroit Lions	0	9:15	1	2	0	3	1/4	0/0
Seattle Seahawks	0	5:45	2	0	0	2	1/3	0/0

Second Quarter

1/7/2017

Play By Play

Detroit Lions continued.

4-1-SEA 38 (15:00) M.Stafford pass short middle to M.Mulligan to SEA 40 for -2 yards (B.Wagner; K.Wright).

Seattle Seahawks at 14:52

1-10-SEA 40 (14:52) T.Rawls left tackle to DET 48 for 12 yards (D.Taylor; T.Whitehead). R3

1-10-DET 48 (14:10) T.Rawls left end to DET 39 for 9 yards (N.Lawson; G.Quin).

2-1-DET 39 (13:34) T.Rawls left end to DET 39 for no gain (N.Lawson).

3-1-DET 39 (12:55) M.Reece up the middle to DET 39 for no gain (H.Ngata).

4-1-DET 39 (12:21) (Shotgun) T.Rawls up the middle to DET 35 for 4 yards (J.Bynes). R4

1-10-DET 35 (11:47) (Shotgun) T.Rawls right guard to DET 31 for 4 yards (T.Whitehead; J.Bynes).

2-6-DET 31 (11:12) (Shotgun) T.Rawls up the middle to DET 21 for 10 yards (T.Whitehead; E.Ansah). R5

1-10-DET 21 (10:38) T.Rawls left tackle to DET 17 for 4 yards (E.Ansah).

2-6-DET 17 (10:04) A.Collins left guard to DET 14 for 3 yards (A.Robinson; J.Bynes).

3-3-DET 14 (9:24) (Shotgun) R.Wilson pass short left to J.Kearse to DET 8 for 6 yards (N.Lawson; J.Bynes) [E.Ansah]. P6

1-8-DET 8 (8:48) (Shotgun) T.Rawls up the middle to DET 2 for 6 yards (T.Whitehead; J.Bynes).

2-2-DET 2 (8:10) B.Sowell reported in as eligible. T.Rawls left guard to DET 2 for no gain (T.Whitehead; H.Ngata).

3-2-DET 2 (7:19) R.Wilson pass incomplete short right to T.Rawls.

4-2-DET 2 **(7:14) R.Wilson pass short right to P.Richardson for 2 yards, TOUCHDOWN.** P7

Penalty on DET-T.Wilson, Defensive Pass Interference, declined.

S.Hauschka extra point is GOOD, Center-T.Ott, Holder-J.Ryan.

DET 0 SEA 7, 14 plays, 60 yards, 7:45 drive, 7:53 elapsed

S.Hauschka kicks 65 yards from SEA 35 to DET 0. A.Roberts to DET 21 for 21 yards (J.Johnson).

Detroit Lions at 7:07, (1st play from scrimmage 7:00)

1-10-DET 21 (7:00) (Shotgun) M.Stafford pass short right to E.Ebron to DET 32 for 11 yards (K.Chancellor; R.Sherman). P4

1-10-DET 32 (6:24) (Shotgun) Z.Zenner right tackle to DET 36 for 4 yards (K.Wright).

2-6-DET 36 (5:44) (Shotgun) Z.Zenner right end to DET 33 for -3 yards (M.Bennett; K.Wright).

3-9-DET 33 (5:02) (Shotgun) M.Stafford pass incomplete short left to A.Boldin (D.Shead).

PENALTY on DET-A.Boldin, Unnecessary Roughness, 15 yards, enforced at DET 33.

4-24-DET 18 (4:57) S.Martin punts 48 yards to SEA 34, Center-D.Muhlbach, fair catch by D.Hester.

PENALTY on SEA-B.Coyle, Offensive Holding, 10 yards, enforced at SEA 34.

Seattle Seahawks at 4:48

1-10-SEA 24 (4:48) (Shotgun) R.Wilson pass incomplete short middle to J.Graham [E.Ansah].

2-10-SEA 24 (4:45) T.Rawls left guard to 50 for 26 yards (E.Ansah). R8

1-10-50 (4:04) R.Wilson pass deep left to P.Richardson to DET 31 for 19 yards (N.Lawson). P9

1-10-DET 31 (3:27) T.Rawls left tackle to DET 27 for 4 yards (A.Robinson; D.Taylor).

2-6-DET 27 (2:47) (Shotgun) A.Collins left tackle to DET 25 for 2 yards (A.Robinson).

3-4-DET 25 (2:06) (Shotgun) R.Wilson pass incomplete deep middle to T.McEvoy.

Two-Minute Warning

4-4-DET 25 **(2:00) S.Hauschka 43 yard field goal is GOOD, Center-T.Ott, Holder-J.Ryan.**

DET 0 SEA 10, 7 plays, 51 yards, 2:53 drive, 13:05 elapsed

S.Hauschka kicks 65 yards from SEA 35 to end zone, Touchback.

Detroit Lions at 1:55

1-10-DET 25 (1:55) (Shotgun) M.Stafford pass short middle to A.Boldin to DET 41 for 16 yards (B.Wagner). P5

1-10-DET 41 (1:32) (No Huddle, Shotgun) M.Stafford pass incomplete short right to E.Ebron.

2-10-DET 41 (1:28) (Shotgun) *PENALTY on DET-L.Warford, False Start, 5 yards, enforced at DET 41 - No Play.*

2-15-DET 36 (1:28) (Shotgun) M.Stafford pass deep left to M.Jones ran ob at SEA 34 for 30 yards. P6

The Replay Official reviewed the pass completion ruling, and the play was Upheld. The ruling on the field was confirmed.

1-10-SEA 34 (1:22) (Shotgun) M.Stafford sacked at SEA 40 for -6 yards (C.Avril).

2-16-SEA 40 (:56) (No Huddle, Shotgun) M.Stafford pass short left to Z.Zenner to SEA 33 for 7 yards (B.Wagner).

3-9-SEA 33 (:30) (No Huddle, Shotgun) M.Stafford pass incomplete short left to M.Jones (D.Shead) [C.Marsh].

4-9-SEA 33 **(:25) M.Prater 51 yard field goal is GOOD, Center-D.Muhlbach, Holder-S.Martin.**

DET 3 SEA 10, 7 plays, 42 yards, 1:35 drive, 14:40 elapsed

Detroit Lions vs Seattle Seahawks at CenturyLink Field

S.Martin kicks 68 yards from DET 35 to SEA -3. D.Hester ran ob at SEA 17 for 20 yards (J.Bademosi).

Seattle Seahawks at 0:20, (1st play from scrimmage 0:17)

1-10-SEA 17 (:17) R.Wilson kneels to SEA 16 for -1 yards.

END OF QUARTER

	Score	Time Poss	First Downs				Efficiencies	
			R	P	X	T	3 Down	4 Down
Detroit Lions	3	4:02	0	3	0	3	0/2	0/1
Seattle Seahawks	10	10:58	4	3	0	7	1/4	2/2

Third Quarter

1/7/2017

Play By Play

SEA elects to Receive, and DET elects to defend the North goal.

S.Martin kicks 65 yards from DET 35 to end zone, Touchback.

Seattle Seahawks at 15:00

1-10-SEA 25	(15:00) T.Rawls right tackle to SEA 29 for 4 yards (E.Ansah; T.Whitehead).	
2-6-SEA 29	(14:22) (Shotgun) R.Wilson pass short right to J.Graham to SEA 42 for 13 yards (E.Ansah).	P10
1-10-SEA 42	(13:39) (Shotgun) R.Wilson pass short left to D.Baldwin to SEA 43 for 1 yard (T.Wilson).	
2-9-SEA 43	(13:03) T.Rawls up the middle to DET 48 for 9 yards (D.Carey; T.Whitehead).	R11
1-10-DET 48	(12:21) (Shotgun) R.Wilson pass incomplete short right to P.Richardson.	
2-10-DET 48	(12:17) (Shotgun) R.Wilson pass incomplete short right to D.Baldwin.	
3-10-DET 48	(12:09) (Shotgun) R.Wilson pass short middle to J.Graham to DET 34 for 14 yards (T.Whitehead; G.Quin).	P12
1-10-DET 34	(11:36) T.Rawls left tackle to DET 33 for 1 yard (T.Wilson).	
2-9-DET 33	(11:03) T.Rawls up the middle to DET 35 for -2 yards (D.Taylor).	
3-11-DET 35	(10:24) (Shotgun) R.Wilson sacked at DET 39 for -4 yards (E.Ansah).	
4-15-DET 39	(9:46) J.Ryan punts 35 yards to DET 4, Center-T.Ott, downed by SEA-T.Ott.	

Detroit Lions at 9:36

1-10-DET 4	(9:36) (Shotgun) Z.Zenner left tackle to DET 8 for 4 yards (C.Avril).	
2-6-DET 8	(8:57) (Shotgun) M.Stafford scrambles right end ran ob at DET 10 for 2 yards (K.Chancellor).	
3-4-DET 10	(8:23) (Shotgun) M.Stafford pass short middle to G.Tate to DET 15 for 5 yards (K.Chancellor).	P7
1-10-DET 15	(7:43) (Shotgun) M.Stafford pass incomplete deep left to M.Jones. <i>PENALTY on SEA-D.Shead, Illegal Use of Hands, 5 yards, enforced at DET 15 - No Play.</i>	X8
1-10-DET 20	(7:36) (Shotgun) Z.Zenner right end to DET 21 for 1 yard (B.Wagner).	
2-9-DET 21	(6:51) (Shotgun) M.Stafford pass short right to Z.Zenner to DET 44 for 23 yards (R.Sherman).	P9
1-10-DET 44	(6:03) (Shotgun) M.Stafford pass short left to G.Tate to SEA 43 for 13 yards (B.Wagner).	P10
1-10-SEA 43	(5:25) (Shotgun) Z.Zenner left tackle to SEA 41 for 2 yards (M.Bennett).	
2-8-SEA 41	(4:42) (Shotgun) M.Stafford pass short left to Z.Zenner pushed ob at SEA 35 for 6 yards (B.Wagner).	
3-2-SEA 35	(4:14) (Shotgun) M.Stafford pass incomplete short middle to G.Tate.	
4-2-SEA 35	(4:08) M.Praeter 53 yard field goal is GOOD, Center-D.Muhlbach, Holder-S.Martin.	

DET 6 SEA 10, 10 plays, 61 yards, 1 penalty, 5:33 drive, 10:57 elapsed

S.Martin kicks 65 yards from DET 35 to end zone, Touchback.

Seattle Seahawks at 4:03

1-10-SEA 25	(4:03) D.Baldwin left end ran ob at SEA 31 for 6 yards (T.Wilson).	
2-4-SEA 31	(3:31) (Shotgun) T.Rawls right guard to SEA 34 for 3 yards (K.Hyder; T.Walker).	
3-1-SEA 34	(2:56) (Shotgun) T.Rawls right tackle to DET 34 for 32 yards (T.Whitehead). SEA-T.Rawls was injured during the play.	R13
1-10-DET 34	(2:32) R.Wilson pass short left to A.Collins to DET 23 for 11 yards (T.Whitehead; A.Robinson).	P14
1-10-DET 23	(1:52) A.Collins right tackle to DET 20 for 3 yards (D.Slay; E.Ansah).	
2-7-DET 20	(1:13) (Shotgun) R.Wilson pass short middle to T.Rawls to DET 19 for 1 yard (D.Levy). <i>PENALTY on DET-H.Ngata, Unnecessary Roughness, 10 yards, enforced at DET 19.</i>	X15
1-9-DET 9	(:42) (Shotgun) R.Wilson pass short right to D.Baldwin to DET 6 for 3 yards (T.Wilson) [E.Ansah].	

END OF QUARTER

	Score	Time Poss	First Downs				Efficiencies	
			R	P	X	T	3 Down	4 Down
Detroit Lions	6	5:33	0	3	1	4	1/2	0/0
Seattle Seahawks	10	9:27	2	3	1	6	2/3	0/0

Fourth Quarter

1/7/2017

Play By Play

Seattle Seahawks continued.

- 2-6-DET 6 (15:00) T.Rawls up the middle to DET 9 for -3 yards (G.Quin).
- 3-9-DET 9 (14:20) (Shotgun) R.Wilson pass incomplete short middle to J.Kearse (G.Quin).
- 4-9-DET 9 (14:15) **S.Hauschka 27 yard field goal is GOOD, Center-T.Ott, Holder-J.Ryan.**

DET 6 SEA 13, 10 plays, 66 yards, 1 penalty, 4:51 drive, 0:48 elapsed

S.Hauschka kicks 68 yards from SEA 35 to DET -3. A.Roberts to DET 16 for 19 yards (J.Johnson).

Detroit Lions at 14:12, (1st play from scrimmage 14:06)

- 1-10-DET 16 (14:06) (Shotgun) Z.Zenner left guard to DET 17 for 1 yard (K.Chancellor).
PENALTY on DET-A.Boldin, Unnecessary Roughness, 8 yards, enforced at DET 17.
- 2-17-DET 9 (13:33) (Shotgun) M.Stafford pass incomplete deep left to T.Jones.
- 3-17-DET 9 (13:27) (Shotgun) M.Stafford pass short right to A.Boldin pushed ob at DET 17 for 8 yards (R.Sherman).
- 4-9-DET 17 (13:12) S.Martin punts 55 yards to SEA 28, Center-D.Muhlbach, downed by DET-A.Barnes.
PENALTY on SEA-N.Thorpe, Illegal Block Above the Waist, 10 yards, enforced at SEA 28.

Seattle Seahawks at 12:57

- 1-10-SEA 18 (12:57) (Shotgun) R.Wilson pass short left to D.Baldwin ran ob at SEA 18 for no gain (T.Wilson).
- 2-10-SEA 18 (12:24) (Shotgun) R.Wilson pass short left to M.Reece pushed ob at SEA 23 for 5 yards (N.Lawson).
- 3-5-SEA 23 (11:45) (Shotgun) R.Wilson pass short middle to D.Baldwin to SEA 35 for 12 yards (M.Killebrew). P16
- 1-10-SEA 35 (11:09) R.Wilson pass deep left to D.Baldwin ran ob at DET 23 for 42 yards [H.Ngata]. P17
- 1-10-DET 23 (10:44) (Shotgun) R.Wilson pass short right to J.Kearse pushed ob at DET 15 for 8 yards (G.Quin).
- 2-2-DET 15 (10:18) T.Rawls right end to DET 14 for 1 yard (A.Robinson).
Timeout #1 by SEA at 09:33.
- 3-1-DET 14 (9:33) (Shotgun) R.Wilson pass short middle to J.Graham to DET 4 for 10 yards (J.Bynes; G.Quin). P18
- 1-4-DET 4 (8:53) (Shotgun) **T.Rawls right guard for 4 yards, TOUCHDOWN.** R19
S.Hauschka extra point is No Good, Hit Right Upright, Center-T.Ott, Holder-J.Ryan.

DET 6 SEA 19, 8 plays, 82 yards, 4:08 drive, 6:11 elapsed

S.Hauschka kicks 62 yards from SEA 35 to DET 3. A.Roberts ran ob at DET 25 for 22 yards (B.Williams).

Detroit Lions at 8:49, (1st play from scrimmage 8:43)

- 1-10-DET 25 (8:43) (Shotgun) M.Stafford pass deep middle to M.Jones to DET 44 for 19 yards (K.Chancellor). P11
- 1-10-DET 44 (8:15) (No Huddle, Shotgun) M.Stafford pass incomplete short middle to A.Boldin (D.Shead).
- 2-10-DET 44 (8:09) (Shotgun) M.Stafford pass incomplete deep right to E.Ebron.
- 3-10-DET 44 (8:04) (Shotgun) M.Stafford pass incomplete short middle to A.Boldin [B.Wagner].
- 4-10-DET 44 (8:00) S.Martin punts 40 yards to SEA 16, Center-D.Muhlbach, fair catch by D.Hester.

Seattle Seahawks at 7:51

- 1-10-SEA 16 (7:51) (Shotgun) T.Rawls left tackle to SEA 21 for 5 yards (T.Whitehead).
- 2-5-SEA 21 (7:08) (Shotgun) T.Rawls up the middle to SEA 23 for 2 yards (D.Taylor).
- 3-3-SEA 23 (6:28) (Shotgun) R.Wilson pass short left to D.Baldwin to SEA 28 for 5 yards (C.Butler). P20
- 1-10-SEA 28 (5:55) (Shotgun) R.Wilson pass short right to D.Baldwin pushed ob at SEA 32 for 4 yards (T.Wilson).
- 2-6-SEA 32 (5:27) A.Collins left end to SEA 33 for 1 yard (K.Thornton).
- 3-5-SEA 33 (4:44) (Shotgun) R.Wilson pass deep left to P.Richardson to DET 40 for 27 yards (N.Lawson) [D.Taylor]. P21
Penalty on DET-N.Lawson, Defensive Pass Interference, declined.
- 1-10-DET 40 (4:36) R.Wilson pass incomplete short right to L.Willson [T.Wilson].
PENALTY on DET-T.Wilson, Roughing the Passer, 15 yards, enforced at DET 40 - No Play. X22
- 1-10-DET 25 (4:30) (Shotgun) A.Collins right tackle to DET 22 for 3 yards (D.Taylor; A.Robinson). SEA-A.Collins was injured during the play.
Timeout #1 by DET at 04:25.
- 2-7-DET 22 (4:25) T.Rawls left end to DET 24 for -2 yards (D.Carey; T.Whitehead).
Timeout #2 by DET at 04:18.
- 3-9-DET 24 (4:18) (Shotgun) R.Wilson pass incomplete short right to D.Baldwin. P23
Seattle challenged the incomplete pass ruling, and the play was REVERSED.
(Shotgun) R.Wilson pass short right to D.Baldwin to DET 14 for 10 yards (D.Slay).
- 1-10-DET 14 (3:49) A.Collins right tackle to DET 13 for 1 yard (K.Hyder; E.Ansah).
Timeout #3 by DET at 03:43.

Detroit Lions vs Seattle Seahawks at CenturyLink Field

2-9-DET 13

(3:43) (Shotgun) R.Wilson pass short middle to D.Baldwin for 13 yards, TOUCHDOWN.

P24

S.Hauschka extra point is GOOD, Center-T.Ott, Holder-J.Ryan.

DET 6 SEA 26, 11 plays, 84 yards, 1 penalty, 4:15 drive, 11:24 elapsed

S.Hauschka kicks 63 yards from SEA 35 to DET 2. A.Roberts to DET 16 for 14 yards (J.Johnson).

Detroit Lions at 3:36, (1st play from scrimmage 3:30)

1-10-DET 16 (3:30) (Shotgun) M.Stafford scrambles right end ran ob at DET 27 for 11 yards (K.Wright). R12

1-10-DET 27 (3:22) (Shotgun) M.Stafford pass short right to Z.Zenner to DET 24 for -3 yards (B.Wagner).

2-13-DET 24 (2:53) (No Huddle, Shotgun) M.Stafford pass deep middle to M.Jones to DET 47 for 23 yards (S.Terrell). P13

1-10-DET 47 (2:32) (No Huddle, Shotgun) M.Stafford sacked at DET 37 for -10 yards (C.Avril).

2-20-DET 37 (2:03) (No Huddle, Shotgun) M.Stafford pass short left to Z.Zenner to SEA 49 for 14 yards (D.Shead; J.Lane).

Two-Minute Warning

3-6-SEA 49 (1:56) (Shotgun) M.Stafford sacked at DET 44 for -7 yards (M.Bennett).

4-13-DET 44 (1:26) (No Huddle, Shotgun) M.Stafford pass incomplete deep right to M.Jones.

Seattle Seahawks at 1:18

1-10-DET 44 (1:18) R.Wilson kneels to DET 45 for -1 yards.

2-11-DET 45 (:39) R.Wilson kneels to DET 46 for -1 yards.

END OF QUARTER

	Score	Time Poss	First Downs				Efficiencies	
			R	P	X	T	3 Down	4 Down
Detroit Lions	6	4:31	1	2	0	3	0/3	0/1
Seattle Seahawks	26	10:29	1	7	1	9	5/6	0/0

Miscellaneous Statistics Report

Detroit Lions vs Seattle Seahawks
1/7/2017 at CenturyLink Field

Ten Longest Plays for Detroit Lions

Yards	Qtr	Play Start	Play Description
30	2	2-15-DET 36	(1:28) (Shotgun) M.Stafford pass deep left to M.Jones ran ob at SEA 34 for 30 yards. The Replay Official reviewed the pass completion ruling, and the play was Upheld. The ruling on the field was confirmed.
23	3	2-9-DET 21	(6:51) (Shotgun) M.Stafford pass short right to Z.Zenner to DET 44 for 23 yards (R.Sherman).
23	4	2-13-DET 24	(2:53) (No Huddle, Shotgun) M.Stafford pass deep middle to M.Jones to DET 47 for 23 yards (S.Terrell).
19	4	1-10-DET 25	(8:43) (Shotgun) M.Stafford pass deep middle to M.Jones to DET 44 for 19 yards (K.Chancellor).
17	1	2-10-DET 23	(12:38) (Shotgun) Z.Zenner right end to DET 40 for 17 yards (R.Sherman; S.Terrell).
16	2	1-10-DET 25	(1:55) (Shotgun) M.Stafford pass short middle to A.Boldin to DET 41 for 16 yards (B.Wagner).
14	4	2-20-DET 37	(2:03) (No Huddle, Shotgun) M.Stafford pass short left to Z.Zenner to SEA 49 for 14 yards (D.Shead; J.Lane).
13	3	1-10-DET 44	(6:03) (Shotgun) M.Stafford pass short left to G.Tate to SEA 43 for 13 yards (B.Wagner).
12	1	3-4-DET 30	(3:53) (Shotgun) M.Stafford pass short middle to E.Ebron to DET 42 for 12 yards (K.Chancellor).
11	2	1-10-DET 21	(7:00) (Shotgun) M.Stafford pass short right to E.Ebron to DET 32 for 11 yards (K.Chancellor; R.Sherman).

Ten Longest Plays for Seattle Seahawks

Yards	Qtr	Play Start	Play Description
42	4	1-10-SEA 35	(11:09) R.Wilson pass deep left to D.Baldwin ran ob at DET 23 for 42 yards [H.Ngata].
32	3	3-1-SEA 34	(2:56) (Shotgun) T.Rawls right tackle to DET 34 for 32 yards (T.Whitehead). SEA-T.Rawls was injured during the play.
27	4	3-5-SEA 33	(4:44) (Shotgun) R.Wilson pass deep left to P.Richardson to DET 40 for 27 yards (N.Lawson) [D.Taylor].
26	2	2-10-SEA 24	(4:45) T.Rawls left guard to 50 for 26 yards (E.Ansah).
19	2	1-10-50	(4:04) R.Wilson pass deep left to P.Richardson to DET 31 for 19 yards (N.Lawson).
14	1	1-10-SEA 13	(8:59) T.Rawls up the middle to SEA 27 for 14 yards (G.Quin; J.Bynes).
14	3	3-10-DET 48	(12:09) (Shotgun) R.Wilson pass short middle to J.Graham to DET 34 for 14 yards (T.Whitehead; G.Quin).
13	3	2-6-SEA 29	(14:22) (Shotgun) R.Wilson pass short right to J.Graham to SEA 42 for 13 yards (E.Ansah).
13	4	2-9-DET 13	(3:43) (Shotgun) R.Wilson pass short middle to D.Baldwin for 13 yards, TOUCHDOWN.
12	2	1-10-SEA 40	(14:52) T.Rawls left tackle to DET 48 for 12 yards (D.Taylor; T.Whitehead).

Touchdown Scoring Information

		Offense	Defense	Special Teams
VISITOR	Detroit Lions	0	0	0
HOME	Seattle Seahawks	3	0	0

Player Scoring Information

Club	Player	TD	Rush TD	Rec TD	KO TD	Punt TD	Int TD	Fum TD	Misc TD	FG	XP	2Pt Rush	2Pt Rec	Sfty	Points
DET	M.Prater	0	0	0	0	0	0	0	0	2	0	0	0	0	6
SEA	S.Hauschka	0	0	0	0	0	0	0	0	2	2	0	0	0	8
SEA	T.Rawls	0	1	0	0	0	0	0	0	0	0	0	0	0	6
SEA	D.Baldwin	0	0	1	0	0	0	0	0	0	0	0	0	0	6
SEA	P.Richardson	0	0	1	0	0	0	0	0	0	0	0	0	0	6

Possession Detail

	First Half		Second Half		Game	
	Visitor	Home	Visitor	Home	Visitor	Home
Largest Lead	0	10	0	20	0	20
Drives Leading	0	2	0	5	0	7
Time of Possession Leading	0:00	3:13	0:00	19:56	0:00	23:09
Largest Deficit	-10	0	-20	0	-20	0
Drives Trailing	2	0	4	0	6	0
Time of Possession Trailing	3:54	0:00	10:04	0:00	13:58	0:00
Times Score Tied Up		0		0		0
Lead Changes		1		0		1

