



JACKSONVILLE JAGUARS

AT

CHICAGO BEARS

2016 NFL WEEK 6 GAME RELEASE

SUNDAY, OCT. 16 | 1:00 EDT | SOLDIER FIELD




TABLE OF CONTENTS

- 2..... **Media Information**
- 3..... **Game Notes**
- 5..... **2016 Comparison**
- 6..... **Series History**
- 7..... **Hometown Heroes**
- 8..... **Bradley Notes**
- 9..... **Coaching Notes**
- 10..... **Offensive Notes**
 - 10-11..... Blake Bortles
 - 11-13..... Allen Robinson
 - 12-13..... Allen Hurns
 - 13-14..... Julius Thomas
 - 14 Mercedes Lewis
 - 14 T.J. Yeldon
 - 14 Chris Ivory
- 15..... **Defensive Notes**
 - 15 Paul Posluszny
 - 15-16..... Telvin Smith
 - 16 Malik Jackson
 - 17 Tashaun Gipson
 - 17 Johnathan Cyprien
 - 17 Yannick Ngakoue
 - 17 Dante Fowler Jr.
 - 17 Jarrod Wilson
- 18..... **Special Teams**
 - 18 Jason Myers
 - 18 Brad Nortman
 - 18 Rashad Greene
- 19..... **2016 Draft Class**
- 20..... **Last Time It Happened**
- 22..... **Jaguars 2016 Report**
- 24..... **Colts 2016 Report**

Back Portion of Release

- Roster Information
- 2016 Statistics
- Player Bios
- Game Summaries
- Transcripts
- Year-by-Year Statistics
- Jaguars Record Book
- League Statistics



JACKSONVILLE JAGUARS

ONE EVERBANK FIELD DRIVE | JACKSONVILLE, FL | 32202



WEEKLY GAME RELEASE

WWW.JAGUARS.COM | (904) 633-6000 | @JAGUARS

FOR IMMEDIATE RELEASE

TUESDAY, OCT. 11, 2016



JACKSONVILLE JAGUARS (1-3) AT CHICAGO BEARS (1-4)

SUNDAY, OCT. 16, 2016 • 1:00 EDT • SOLDIER FIELD (61,500)



Tad Dickman - Sr. Manager, Public Relations • Amanda Holt - Business Public Relations Strategy Manager • Alex Brooks - Public Relations Coordinator
Andy Esworthy - Public Relations Assistant • Gaby Moran - Public Relations Assistant • Dan Edwards - Senior Vice President, Communications

THE OVERVIEW

Coming off of the bye week, the Jacksonville Jaguars travel to the Windy City to face the Chicago Bears on Sunday, Oct. 16 at 1 p.m. EDT. The Jaguars have faced the Bears six times in the regular season, with Chicago leading the series, 4-2. In their last meeting, the Bears defeated the Jaguars at EverBank Field, 41-3, in Week 5 of the 2013 regular season. The two teams square off for the first time at Soldier Field since 2008, when the Bears won, 23-10. Under Head Coach **Gus Bradley**, the Jaguars are 9-14 (0.391) in games played after the bye week.

BLAKE ENTERING WEEK 6

Third-year QB **Blake Bortles** has completed 98-of-160 passes (61.3 comp. pct.) for 1,050 yards, seven TDs and six INTs for a 79.4 passer rating through the first four games of the 2016 season. Bortles' 61.3 comp. pct. is the highest of his NFL career (previous high was 58.9 pct. during his rookie year in 2014). Bortles has also rushed 15 times for 89 yards (5.93 rush avg.), including a TD, and five first downs. Among QBs with at least 15 rushes, his 5.93 yards-per-rush avg. is the third-highest in the NFL, trailing Tennessee's **Marcus Mariota** (6.60 avg.) and Buffalo's **Tyrod Taylor** (6.46 avg.), while his 89 rushing yards rank fourth among QBs in the NFL. In Week 4 vs. Indianapolis, Bortles posted a 96.4 passer rating after completing 19-of-33 passes for 207 yards and two TDs. His 96.4 rating against Indianapolis was his highest of the season and his eighth career game with a 90-plus rating. The victory also marked his 16th career game with multiple TD passes, the third-most in franchise history.

OCTOBER SMITH

In his last five NFL games played in October, Jaguars third-year LB **Telvin Smith** has registered 47 tackles (41 solo), including six tackles for loss. Smith's 49 tackles are the fourth-most in the NFL since Oct. 2, 2015. Smith is the only player in the NFL with 40-plus tackles and three-plus passes defensed over that span..

In Week 4 vs. Indianapolis at Wembley Stadium in London, Smith posted a team-high eight tackles (all solo), including one for loss, in the Jaguars' 30-27 victory. With eight tackles, Smith has registered six-plus tackles in 20 consecutive games (dating back to Week 16 in 2014), the NFL's longest active streak.

COLVIN RETURNS

On Monday, the Jaguars activated third-year CB **Aaron Colvin** to the 53-man roster after facing a four-game suspension for violating the NFL policy on performance enhancing substances. Colvin, 6-0, 193, has appeared in 22 games with 16 starts since being selected in the fourth round (114th overall) of the 2014 NFL Draft. "I know that I can bring another element to this secondary that's already playing a high level," Colvin said. "I'm just excited to get back with these guys and do anything and everything I can to help them."

Colvin's career totals include 98 tackles (81 solo), nine passes defensed, 4.0 sacks, one forced fumble and one fumble recovery. Colvin's 4.0 sacks in 2015 were the most by an NFL DB since **Roman Harper's** 7.5 sacks in 2011 and the most by a Jaguars DB since **Aaron Beasley's** 5.0 sacks in 2000 (his 4.0 sacks were the second-most by a Jaguars DB in a single season in franchise history).

DIVISION STANDINGS

Team	W	L	T	PF	PA	Home	Road	Div	Conf	Streak
Texans	3	2	0	82	104	3-0	0-2	1-0	2-1	1L
Titans	2	3	0	92	101	0-2	2-1	0-1	1-2	1W
Colts	2	3	0	137	148	2-1	0-2	0-1	1-2	1W
Jaguars	1	3	0	84	111	1-2	0-1	1-0	1-2	1W

ON THE CALL

TV BROADCAST INFORMATION: This week's game will be broadcast regionally on CBS and locally on WJAX 47. **Andrew Catalon** will handle the play-by-play duties with **Steve Tasker** and **Steve Beuerlein** providing analysis.

LOCAL RADIO BROADCAST INFORMATION: WJXL 1010-AM/92.5-FM continues as the team's radio broadcast partner in 2016, along with simulcast partner WGNE 99.9-FM. Jaguars radio broadcasts feature play-by-play announcer **Frank Frangie** joining former Jaguars **Jeff Lageman** and **Tony Boselli** in the booth, with **Rick Ballou** reporting from the sidelines. Jaguars.com reporter **J.P. Shadrick** co-hosts game day studio coverage alongside **Mike Dempsey** for the Jaguars radio network. The Publix tailgate show starts the gameday broadcast three hours prior to kickoff.

MEDIA SCHEDULE

Tuesday, Oct. 11

(No media availability // Jaguars in the community)

Wednesday, Oct. 12

- 11:55 a.m. QB **Blake Bortles** available in TV Studio
- 12:00-12:45 p.m. Locker room open for player interviews
- 12:45 p.m. Defensive Coordinator **Todd Wash** available
- 1:15-1:45 p.m. Practice open to media
- 3:45 p.m. Head Coach **Gus Bradley** available

WEDNESDAY CONFERENCE CALLS

- Bears: Coach **John Fox** at 2:25 p.m., WR **Alshon Jeffrey** at 2:35 p.m.
- Jaguars: **Gus Bradley** at 10:30 a.m., QB **Blake Bortles** at 3:50 p.m.

Thursday, Oct. 13

- 10:30 a.m. Offensive Coordinator **Greg Olson** available
- 11:50-12:0 p.m. Practice open to media
- 1:30 p.m. Head Coach **Gus Bradley** available
- 1:35-2:20 p.m. Locker room open for player interviews

Friday, Oct. 14

- 10:00-10:20 a.m. Practice open to media
- 11:05 a.m. HC **Gus Bradley** available
- 11:10-12:00 p.m. Locker room open for player interviews

Saturday, Oct. 15

(No media availability // Travel day)

Sunday, Oct. 16

- 1:00 p.m. Kickoff at Chicago Bears

JAGUARS MEDIA

The Jaguars Public Relations department utilizes Jaguars.com/media to keep the media up-to-date with relevant materials. At this site, you will find press releases, weekly game releases, transcripts, updated player biographies, results, game books, as well as the 2016 Jaguars media guide. For a PDF version of the media guide, please visit: <http://prod.static.jaguars.clubs.nfl.com/assets/PDFs/MediaGuide/Jacksonville-Jaguars2016MediaGuide.pdf>

To be added to the Jaguars distribution list, please email **Gaby Moran** (morang@nfl.jaguars.com).

MEDIA INFORMATION



2016 SCHEDULE (1-3)

Date	Opponent	Time/Result
Sun. Sept. 11	GREEN BAY PACKERS	L, 27-23
Sun. Sept. 18	at San Diego Chargers	L, 38-14
Sun. Sept. 25	BALTIMORE RAVENS	L, 19-17
Sun. Oct. 2	INDIANAPOLIS COLTS	W, 30-27
Sun. Oct. 9	BYE WEEK	
Sun. Oct. 16	at Chicago Bears	1:00 p.m. (CBS)
Sun. Oct. 23	OAKLAND RAIDERS	1:00 p.m. (CBS)
Thur. Oct. 27	at Tennessee Titans	8:25 p.m. (NFLN)
Sun. Nov. 6	at Kansas City Chiefs	1:00 p.m. (CBS)
Sun. Nov. 13	HOUSTON TEXANS	1:00 p.m. (CBS)
Sun. Nov. 20	at Detroit Lions	1:00 p.m. (CBS)
Sun. Nov. 27	at Buffalo Bills	1:00 p.m. (CBS)
Sun. Dec. 4	DENVER BRONCOS	1:00 p.m. (CBS)
Sun. Dec. 11	MINNESOTA VIKINGS	1:00 p.m. (FOX)
Sun. Dec. 18	at Houston Texans	1:00 p.m. (CBS)
Sat. Dec. 24	TENNESSEE TITANS	1:00 p.m. (CBS)
Sun. Jan. 1	at Indianapolis Colts	1:00 p.m. (CBS)

All Game Times Eastern • Bold games: HOME



NFL SCHEDULE

Week 6 Thursday, October 13

Denver at San Diego 8:25 PM

Sunday, October 16

San Francisco at Buffalo 1:00 PM
Jacksonville at Chicago 1:00 PM
 Los Angeles at Detroit 1:00 PM
 Pittsburgh at Miami 1:00 PM
 Cincinnati at New England 1:00 PM
 Carolina at New Orleans 1:00 PM
 Baltimore at New York Giants 1:00 PM
 Cleveland at Tennessee 1:00 PM
 Philadelphia at Washington 1:00 PM
 Kansas City at Oakland 4:05 PM
 Dallas at Green Bay 4:25 PM
 Atlanta at Seattle 4:25 PM
 Indianapolis at Houston 8:30 PM

Monday, October 17

New York Jets at Arizona 8:30 PM

All Game Times Eastern



PRONUNCIATION GUIDE

Tyson Alualu	AH-loo AH-loo
Prince Amukamara	ah-MOO-kah-MAR-uh
A.J. Cann	CAN
Johnathan Cyprien	SIP-ree-en
Tashaun Gipson	tuh-SHAWN
Davon House	duh-VON
Abry Jones	A-bree
Yannick Ngakoue	yah-NEEK in-GAH-kway
Jared Odrick	ODD-rick
Patrick Omameh	oh-MAH-meh
Jermey Parnell	Jeremy
Paul Posluszny	puz-LUZ-nee
Hayes Pullard III	puh-LARD
Robert Saleh	SAHL-uh
Dan Skuta	SKOO-tuh
Jarrod Wilson	Jared



RADIO AFFILIATES (17)

WJXL 1010 AM/92.5 FM Jacksonville (flagship)

Station	City	AM/FM	Station	City	AM/FM
WGNE	Jacksonville	99.9 FM	WIXC	Melbourne	1060 AM
WFOY	St. Augustine	102.1 FM	WBAW	Savannah, GA	1400 AM
WRUF	Gainesville	850 AM	WHFX	Brunswick, GA	107.7 FM
WHOG	Daytona Beach	95.7 FM	WIFO	Jesup, GA	105.5 FM
WDBO	Orlando	96.5 FM	WJEM	Valdosta, GA	1150 AM
WJHC	Jasper	107.5 FM	WKBX	Kingsland, GA	106.3 FM
WGLF	Tallahassee	104 FM	WZBX	Statesboro, GA	106.5 FM
WNZF	Palm Coast	1550 AM	WAYX	Waycross, GA	96.3 FM



TV AFFILIATES (12)

WJXT4 Jacksonville (flagship)

Station	City	Station	City
WSAV	Savannah, GA	WTAT	Charleston, S.C.
WJTC	Mobile, AL	WTVM	Columbus, GA
WJHG	Panama City	WNBW	Gainesville
WTVY	Dothan, AL	WIYC	Montgomery, AL
WCTV	Tallahassee	WKMG	Orlando
WSWG	Albany, GA		

#TBT OCT. 16, 2005: CB Rashean Mathis returned an interception 41 yards to beat Pittsburgh in overtime, 23-17. The Jacksonville defense forced four turnovers in the game (three interceptions, one forced fumble), while RB Greg Jones led the offense with 77 rushing yards, 10 receiving yards and one TD on the ground.



2016 WEEKLY BROADCAST LINEUP

DAY	SHOW NAME	SHOW HOSTS	TIME	STATION
Monday	Jaguars Monday presented by Kangaroo	J.P. Shadrick, Tony Boselli, Pete Prisco	6-8 p.m.	1010 XL, 92.5, 99.9
	Jaguars All Access	Sam Kouvaris, Jeff Lageman, DE Yannick Ngakoue	7-7:30 p.m.	WJXT-TV
Wednesday	Jaguars Live		8-8:30 p.m.	WJXT-TV
Thursday	The Gus Bradley Show	Gus Bradley, Jeff Lageman	6-7 p.m.	1010 XL, 92.5, 99.9
	Jaguars Thursday presented by Kangaroo	J.P. Shadrick, Jeff Lageman, Tony Boselli	7-8 p.m.	1010 XL, 92.5, 99.9
Saturday Game day	Jaguars Weekend		10:30-11 p.m.	WJXT-TV
	Publix Tailgate Show	J.P. Shadrick, Mike Dempsey, others	3 hours before game	1010 XL, 92.5, 99.9
	Countdown to Kickoff	J.P. Shadrick, Mike Dempsey, others	1 hour before game	1010 XL, 92.5, 99.9
	Jaguars Game Day	Frank Frangie, Jeff Lageman, Tony Boselli, Rick Ballou		1010 XL, 92.5, 99.9
	Jaguars Postgame	J.P. Shadrick, Mike Dempsey, Jeff Lageman, Fred Taylor	Postgame	1010 XL, 92.5, 99.9
Scoreboard Show	J.P. Shadrick, Mike Dempsey	1 hour after game ends	1010 XL, 92.5, 99.9	

GAME NOTES

BY THE NUMBERS

304.5

Jacksonville's defense has allowed opponents to post only 304.5 total yards per game this season, the seventh-fewest among all NFL teams, trailing Seattle, Philadelphia, Baltimore, Minnesota, Houston and Denver.

96.4

In Week 4 against Indianapolis, **Blake Bortles** completed 19-of-33 passes (57.6 comp. pct.) for 207 yards and two TDs for a 96.4 passer rating, his highest passer rating of the season and his eighth career game with a 90-plus rating.

78

P **Brad Nortman** kicked a 78-yard punt with 2:31 left in the fourth quarter against the Colts in Week 4. Nortman's 78-yard punt is the longest in the NFL so far this season and the second-longest in Jaguars history behind **Bryan Barker's** 83-yard punt against the New York Jets on Oct. 11, 1999.

20

LB **Telvin Smith's** eight tackles on Oct. 2 against Indianapolis extended his league-high consecutive-game streak with six-plus tackles to 20 games. Seattle's **K.J. Wright** has the next-longest streak with 12 games.

6.0

The Jacksonville Jaguars defense registered 6.0 sacks against Indianapolis, marking the first time since Week 11 of the 2010 season (vs. Cleveland) that Jacksonville's defense had 6.0-plus sacks in a game. This marks the ninth time the Jaguars defense registered 6.0 sacks or more in a game.

JAGUARS MILESTONES

S **Tashaun Gipson** needs one INT to register his fourth consecutive season with multiple INTs. Below is a look at other Jaguars milestones on the horizon:

- DT **Tyson Alualu** needs six tackles for 350 career stops.
- QB **Blake Bortles** has thrown for multiple TDs in three consecutive games. If he throws for two-or-more TDs on Sunday at Chicago, it will mark the first time since Weeks 5-10 of the 2015 season.
- SS **Johnathan Cyprien** needs three tackles for 350 career stops.
- WR **Rashad Greene Sr.** needs one punt return for TD to become the second player in franchise history to register multiple punt return TDs in their career.
- CB **Davon House** needs four tackles for 150 career stops.
- WR **Allen Hurns** needs one reception on Sunday at Chicago to extend his consecutive games with a reception streak to 36 games, the longest active streak on the team and the sixth-longest streak in franchise history.
- TE **Marcedes Lewis** (28 career receiving TDs) needs three receiving TDs to surpass **Keenan McCardell** (30) and move into second on the Jaguars' all-time receiving TDs list. WR **Jimmy Smith** holds the career franchise record with 67 receiving TDs.
- DT **Malik Jackson** needs 2.0 sacks to mark his fourth consecutive season with 3.0-plus sacks. Jackson set a career-high in 2013 when he registered 6.0 sacks.

2016 NFL STANDINGS

AFC East

Team	W	L	T	PF	PA	Home	Road	Div	Conf	Streak
Patriots	4	1	0	114	74	2-1	2-0	1-1	3-1	1W
Bills	3	2	0	117	87	1-1	2-1	1-1	1-2	3W
Jets	1	4	0	92	136	0-2	1-2	1-0	1-3	3L
Dolphins	1	4	0	88	119	1-1	0-3	0-1	1-3	2L

AFC North

Team	W	L	T	PF	PA	Home	Road	Div	Conf	Streak
Steelers	4	1	0	139	93	3-0	1-1	1-0	3-0	2W
Ravens	3	2	0	94	88	1-2	2-0	1-0	3-1	2L
Bengals	2	3	0	92	110	1-1	1-2	0-1	2-2	1L
Browns	0	5	0	87	148	0-2	0-3	0-1	0-3	5L

AFC South

Team	W	L	T	PF	PA	Home	Road	Div	Conf	Streak
Texans	3	2	0	82	104	3-0	0-2	1-0	2-1	1L
Titans	2	3	0	92	101	0-2	2-1	0-1	1-2	1W
Colts	2	3	0	137	148	2-1	0-2	0-1	1-2	1W
Jaguars	1	3	0	84	111	1-2	0-1	1-0	1-2	1W

AFC West

Team	W	L	T	PF	PA	Home	Road	Div	Conf	Streak
Raiders	4	1	0	142	137	1-1	3-0	1-0	3-0	3W
Broncos	4	1	0	127	87	2-1	2-0	0-0	2-0	1L
Chiefs	2	2	0	83	92	2-0	0-2	0-1	2-2	1L
Chargers	1	4	0	152	142	1-1	0-3	1-0	1-3	3L

NFC East

Team	W	L	T	PF	PA	Home	Road	Div	Conf	Streak
Cowboys	4	1	0	129	91	2-1	2-0	1-1	3-1	4W
Eagles	3	1	0	115	51	2-0	1-1	0-0	1-1	1L
Redskins	3	2	0	115	122	1-2	2-0	1-1	1-1	3W
Giants	2	3	0	89	108	1-1	1-2	1-1	2-3	3L

NFC North

Team	W	L	T	PF	PA	Home	Road	Div	Conf	Streak
Vikings	5	0	0	119	63	3-0	2-0	1-0	3-0	5W
Packers	3	1	0	98	83	2-0	1-1	1-1	2-1	2W
Lions	2	3	0	119	125	1-1	1-2	0-2	1-2	1W
Bears	1	4	0	85	126	1-1	0-3	1-0	1-2	1L

NFC South

Team	W	L	T	PF	PA	Home	Road	Div	Conf	Streak
Falcons	4	1	0	175	140	1-1	3-0	2-1	2-1	4W
Buccaneers	1	3	0	77	128	0-2	1-1	1-0	1-2	3L
Panthers	1	3	0	109	118	1-1	0-2	0-1	1-2	2L
Saints	1	3	0	114	130	0-2	1-1	0-1	0-2	1W

NFC West

Team	W	L	T	PF	PA	Home	Road	Div	Conf	Streak
Seahawks	3	1	0	79	54	2-0	1-1	1-1	1-1	2W
Rams	3	2	0	82	106	1-1	2-1	2-1	3-1	1L
Cardinals	2	3	0	125	101	1-2	1-1	1-1	2-1	1W
49ers	1	4	0	111	140	1-2	0-2	1-2	1-4	4L

2016 TEAM CAPTAINS

Third-year QB **Blake Bortles**, who set multiple franchise records in 2015, will serve as the team's offensive captain for the second consecutive season. On defense, 10th-year LB **Paul Posluszny**, who has amassed 1,237 career tackles in 117 games (all starts), serves as Jacksonville's defensive captain for the third consecutive season. For the special teams unit, LS **Carson Tinker** serves as the captain for the first time in his career. Tinker has played in all 52 games to begin his career.

GAME NOTES



2016 ROSTER FACTS

Oldest Jaguars Player: Mercedes Lewis, 32, 5/19/84

Youngest Jaguars Player: Myles Jack, 21, 9/3/95

Heaviest Jaguars Player: Jermeay Parnell, 323

Lightest Jaguars Player: Peyton Thompson, 189

Tallest Jaguars Player: Brandon Linder, Bryce Harris & Jermeay Parnell, 6-6

Shortest Jaguars Player: Jason Myers & Josh Johnson, 5-10

Coaches who played football professionally: Doug Marrone (assistant head coach-offense & offensive line coach), Ron Middleton (tight ends coach/ assistant special teams coach), Tom Myslinski (strength and conditioning coordinator), Cedric Scott (assistant strength and conditioning coach), DeWayne Walker (defensive backs coach)

Most seasons with the Jaguars: Mercedes Lewis, 11th season

Most NFL Seasons: Mercedes Lewis, 11th season

College with the most Jaguars: Michigan, 4 – QB Chad Henne, RB Denard Robinson, S Jarrod Wilson, OL Patrick Omah; Florida State, 3 – CB Jalen Ramsey, LB Telvin Smith, WR Rashad Green; Penn State, 3 – WR Allen Robinson, Paul Posluszny, DL Jared Odrick

Former 1st round picks: 7 – TE Mercedes Lewis (2006 – Jaguars), DE Tyson Alualu (2010 – Jaguars), DL Jared Odrick (2010 – Dolphins), CB Prince Amukamara (2011 – Giants), QB Blake Bortles (Jaguars - 2014), Dante Fowler Jr. (Jaguars - 2015), CB Jalen Ramsey (2016 – Jaguars)

Players with Super Bowl rings: 4 – CB Prince Amukamara, LB Arthur Brown, DL Malik Jackson, WR Bryan Walters



JAGUARS/BEARS REG. SEASON SERIES BREAKDOWN

Series Meetings:	6
Jaguars' Record:	2-4 (Home: 1-2/ Away 1-2)
First Game:	at JAX 27, CHI 30 (10/15/95)
Last Game:	at JAX 3, CHI 41 (10/07/12)
Current Steak:	1 Lost
Longest JAX Win Streak:	1, two times (last 12/12/04)
Longest CHI Win Streak:	2(12/07/08 – 10/07/12)
Last JAX Home Win:	(12/12/2004): at JAX 22, CHI 3
Last JAX Home Loss:	(10/07/12): CHI 41, at JAX 3
Last JAX Road Win:	(9/06/98): at CHI 23, JAX 24
Last JAX Road Loss:	(12/07/08) at CHI 23, JAX 10
JAX Shutouts:	none
CHI Shutouts:	none
Most JAX points:	27, (10/15/95): at JAX 27, CHI 30
Most CHI points:	41, (10/07/12): at JAX 3, CHI 41
Total JAX points:	99
Total CHI points:	153
Average JAX points:	16.5
Average CHI points:	25.5
Largest JAX Win:	19, (12/12/04): at JAX 22, CHI 3
Largest CHI Win:	38, (10/07/12): at JAX 3, CHI 41
Most Pts., Both Teams:	57, (10/15/95): at JAX 27, CHI 30
Fewest Pts., Both Teams:	25, (12/12/04): at JAX 22, CHI 3



JAGUARS/BEARS 2016 TEAM COMPARISONS

*All based on NFL Rankings

	Jaguars	Bears
Record	1-3	1-4
Division Standing	4th (AFCS)	4th (NFCN)
Turnover Margin	-2 (T21st)	-3 (26th)
Offense		
Yds Per Game	320.8 (26th)	372.4 (9th)
Yds Per Play	4.95 (26th)	6.27 (2nd)
Points Per Game	21.0 (19th)	17.0 (30th)
Possession Average	28:12 (26th)	27:07 (28th)
Rushing Yds Per Game	75.3 (30th)	90.8 (19th)
Passing Yds Per Game	245.5 (19th)	281.6 (6th)
Had Intercepted	6	2
Sacks Allowed/Yards	12/68	11/59
Fumbles/Lost	3/1	11/5
Third Down Pct.	28.3% (32nd)	30.9% (29th)
Red Zone TD Pct.	63.6% (T9th)	53.3% (T20th)
Give-Aways	7	7
Defense		
Yds Per Game	304.5 (7th)	346.0 (14th)
Yds Per Play	4.68 (6th)	5.31 (12th)
Points Per Game	27.8 (25th)	25.2 (21st)
Rushing Yds Per Game	105.8 (17th)	118.4 (24th)
Passing Yds Per Game	198.8 (7th)	227.6 (12th)
Interceptions	3	3
Sacks/Yards	12/78	11/56
Opponents Fumbles/Lost	5/2	4/1
Third Down Pct.	45.6% (29th)	38.6% (16th)
Red Zone TD Pct.	61.5% (T21st)	56.3% (14th)
Take-Aways	5	4
Special Teams		
Punt-Average Yds (Gross)	48.4	42.6
Punt-Average Yds (Net)	43.7	33.4
Punt Returns-Avg. Per	8.6	13.9
Punt Returns-Avg. Per Allowed	7.8	21.7
Kickoff Returns-Avg. Per	19.7	21.1
Kickoff Returns-Avg. Per Allowed	27.0	24.9
Field Goals Made/Attempts	7/9	5/8
Penalties		
Penalties Against/Yds	41/392	35/270
Opp. Penalties Against/Yds	23/183	34/292



JAGUARS-BEARS CONNECTIONS

Bears/Jaguars Coaching Connections

Bears Strength and Conditioning Coach **Jason George** served as the Jaguars assistant strength and conditioning coach for three seasons (2009-2011).

Jaguars/ Bears Coaching Connections

Jaguars Offensive Coordinator **Greg Olson** spent one season as the quarterbacks coach for the Bears in 2003... Jaguars Strength and Conditioning Coordinator **Tom Myslinski** played guard for the Chicago Bears for two seasons (1993-1994).

Player Connections

Bears TE **Zach Miller** was initially selected in the sixth round (180th overall) of the 2009 NFL Draft by the Jaguars before signing with the Bears on 12/30/13... Jaguars OL **Patrick Omah** was claimed off of waivers by the Bears on 9/6/15 before signing with Jacksonville as a free agent on 6/2/16... Jaguars S **Peyton Thompson** was signed by Chicago on 8/18/14 and waived on 8/24/14 before being signed by Jacksonville to the practice squad on 9/1/14. Thompson was signed to the Jaguars active roster on 9/19/15.

2016 TEAM COMPARISON

JACKSONVILLE JAGUARS

BEARS

STATISTIC	JAX	OPP
TOTAL FIRST DOWNS	77	84
Rushing	18	26
Passing	50	42
Penalty	9	16
3rd Down: Made/Att	15/53	26/57
3rd Down Pct.	28.3%	45.6%
4th Down: Made/Att	5/7	2/4
4th Down Pct.	71.4%	50.0%
POSSESSION AVG.	28:12	31:49
TOTAL NET YARDS	1,283	1,218
Avg. Per Game	320.8	304.5
Total Plays	259	260
Avg. Per Play	5.0	4.7
NET YARDS RUSHING	301	423
Avg. Per Game	75.3	105.8
Total Rushes	87	107
NET YARDS PASSING	982	795
Avg. Per Game	245.5	198.8
Sacked/Yards Lost	12/68	12/72
Gross Yards	1,050	867
Attempts/Completions	160/98	141/93
Completion Pct.	61.3%	66.0%
Had Intercepted	6	3
PUNTS/AVERAGE	17/48.4	16/46.8
NET PUNTING AVG.	43.7	40.2
PENALTIES/YARDS	41/392	23/183
FUMBLES/BALL LOST	3/1	5/2
TOUCHDOWNS	9	12
Rushing	2	4
Passing	7	8
Returns	0	0

STATISTIC	CHI	OPP
TOTAL FIRST DOWNS	99	99
Rushing	25	36
Passing	70	57
Penalty	4	6
3rd Down: Made/Att	17/55	27/70
3rd Down Pct.	30.9%	38.6%
4th Down: Made/Att	1/6	5/5
4th Down Pct.	16.7%	100.0%
POSSESSION AVG.	27:07	32:53
TOTAL NET YARDS	1,862	1,730
Avg. Per Game	372.4	346.0
Total Plays	297	326
Avg. Per Play	6.3	5.3
NET YARDS RUSHING	454	592
Avg. Per Game	90.8	118.4
Total Rushes	100	147
NET YARDS PASSING	1,408	1,138
Avg. Per Game	281.6	227.6
Sacked/Yards Lost	11/59	11/66
Gross Yards	1,467	1,204
Attempts/Completions	186/128	168/113
Completion Pct.	68.8%	67.3%
Had Intercepted	2	3
PUNTS/AVERAGE	21/42.6	21/49.3
NET PUNTING AVG.	33.4	41.8
PENALTIES/YARDS	35/270	34/292
FUMBLES/BALL LOST	11/5	4/1
TOUCHDOWNS	10	12
Rushing	2	5
Passing	7	6
Returns	1	1

2016 OFFENSIVE LEADERS		
Category	Player	Total
Scoring	Jason Myers	18
Pass Completions	Blake Bortles	79
Pass Attempts	Blake Bortles	127
Completion Pct.	Blake Bortles	62.2%
Passing Yards	Blake Bortles	843
Passing TDs	Blake Bortles	5
Passing INTs	Blake Bortles	6
Passer Rating	Blake Bortles	75.0
Yards Per Attempt	Blake Bortles	6.6
Rushes	T.J. Yeldon	34
Rushing Yards	T.J. Yeldon	84
Rushing Avg.	T.J. Yeldon	2.5
Rushing TDs	T.J. Yeldon	1
Receptions	Allen Robinson	16
Receiving Yards	Allen Robinson	183
Reception Avg.	Allen Hurns	13.8
Receiving TDs	Allen Robinson	2

2016 OFFENSIVE LEADERS		
Category	Player	Total
Scoring	Connor Barth	25
Pass Completions	Brian Hoyer	100
Pass Attempts	Brian Hoyer	140
Completion Pct.	Brian Hoyer	71.4%
Passing Yards	Brian Hoyer	1,094
Passing TDs	Brian Hoyer	6
Passing INTs	Jay Cutler	2
Passer Rating	Brian Hoyer	108.5
Yards Per Attempt	Brian Hoyer	7.8
Rushes	Jordan Howard	51
Rushing Yards	Jordan Howard	296
Rushing Avg.	Jordan Howard	5.8
Rushing TDs	Jeremy Langford	2
Receptions	E. Royal, Z. Miller	25
Receiving Yards	Alshon Jeffery	394
Reception Avg.	Jordan Howard	5.8
Receiving TDs	Jeremy Langford	2

SERIES HISTORY



CHICAGO BEARS 41, JACKSONVILLE JAGUARS 3
Oct. 7, 2012 • EverBank Field • Jacksonville, FL



	1	2	3	4	OT	TOTAL	FG (MADE) & MISSED
CHICAGO BEARS	3	0	10	28	-	41	GOULD (32), (31)
JACKSONVILLE JAGUARS	0	3	0	0	-	3	SCOBEE (31)

The Bears scored on all four of their second-half possessions in addition to two of the Jaguars' possessions, turning a 3-3 halftime into a 41-3 rout. It was the Jaguars' worst-ever loss at home. The first half was evenly played, with each team running 33 plays and producing three punts, a field goal and a turnover. The Jaguars' highlights were an interception by **Derek Cox** on **Jay Cutler's** first pass attempt, and a 31-yard **Josh Scobee** field goal which was the 175th of his career, tying the franchise record set by **Mike Hollis**. Chicago opened the second half with a 17-play, 76-yard drive that stalled at the Jacksonville 13 and ended with **Robbie Gould's** 31-yard field goal. At that point the Bears had a 6-3 lead with 5:42 remaining in the third quarter, but it was all Bears from there. **Blaine Gabbert's** ensuing first-down pass was intercepted by **Charles Tillman** and returned 36 yards for a touchdown. After a Jaguars punt Chicago scored again, with a 10-yard pass from Cutler to Alshon Jeffrey on the first play of the fourth quarter that made it 20-3. Following another Jacksonville punt Cutler threw a 24-yard scoring pass to **Brandon Marshall**, who finished with 12 receptions for 144 yards. On the ensuing Jaguars series Gabbert was intercepted by **Lance Briggs** for another 36-yard interception-return touchdown, making the score 34-3. Just after the two-minute warning, Chicago tacked on a 46-yard touchdown run by **Armando Allen** to make it 41-3. Chicago had 501 yards of total offense, including 214 rushing, to the Jaguars' 189 total yards. **Matt Forte** ran for 107 yards while **Maurice Jones-Drew** was held to 56, although he topped 12,000 all-purpose yards for his career. Austen Lane got the Jaguars' first sack since opening day, snapping a streak of three games with a sack by the Jacksonville defense.

TEAM STATS

	CHI	JAX
First Downs (Run-Pass-Pen)	26 (9-16-1)	10 (3-5-2)
Total Yards-Plays-Avg.	501-73-6.9	189-53-3.6
Rushing Yards-Attempts-Avg.	214-33-6.5	60-17-3.5
Net Yards Passing (Sacked-Yds)	287 (1-5)	129 (3-13)
Att-Comp-Int	39-23-1	33-27-2
Third Down Conversions (%)	10-17 (59%)	5-13 (38%)
Fourth Down Conversions (%)	1-1 (100%)	0-0 (0%)
Punts-Avg.	3-40.7	6-48.5
Fumbles-Lost	0-0	1-1
Penalties-Yards	12-80	6-49
Time of Possession	36:00	24:00

INDIVIDUAL STATS

JAGUARS							BEARS						
	ATT	YDS	AVG	LG	TD		ATT	YDS	AVG	LG	TD		
RUSHING							RUSHING						
M. Jones-Drew	12	56	4.7	27	0	M. Forte	22	107	4.9	14	0		
R. Jennings	3	3	1.0	4	0	A.Allen	5	59	11.8	46t	1		
B. Gabbert	2	1	0.5	2	0	M. Bush	4	26	6.5	11	0		
Total	17	60	3.5	27	0	J. Cutler	2	22	11.0	13	0		
PASSING							PASSING						
B. Gabbert	33	17	142	3/13	0	34	2	37.7					
Total	33	17	142	3/13	0	34	2	27.7					
RECEIVING							RECEIVING						
M. Lewis	5	24	4.8	14	0	B. Marshall	12	144	12.0	24t	1		
M. Thomas	4	15	3.8	5	0	D. Hester	2	49	24.5	39	0		
J. Blackmon	3	40	13.3	19	0	K. Davis	2	26	13.0	15	0		
C. Shorts	2	43	21.5	34	0	M. Bush	2	26	13.0	15	0		
K. Elliott	2	17	8.5	11	0	A. Jeffrey	2	20	10.0	10t	1		
M. Jones-Drew	1	3	3.0	3	0	M. Forte	2	20	10.0	12	0		
Total	17	142	8.4	34	0	D. Sanzenbacher	1	7	7.0	7	0		
INTERCEPTIONS: 1, D. Cox							INTERCEPTIONS: 1 C. Tillman, 1 L. Briggs						
SACKS: 1.0 A. Lane (-5 ydS)							SACKS: 1.5 C. Wooton (-4.5 yds), 1.0 L Briggs (-6 yds), 0.5 H. Melton (-2.5 yds)						
TACKLES (TOP 3): P. Posluszny 9 (8 solo), R. Mathis 7 (7 solo), D. Landry 7 (6 solo)							TACKLES (TOP 3): T. Jennings 6 (6 solo), L Briggs 4 (4 solo), C. Tillman 4 (4 solo), C. Conte 4 (4 solo)						

JAGUARS ALL-TIME 300+ PASSING GAMES vs. CHICAGO

The Jaguars have posted one 300-yard passing game vs. the Bears in franchise history. The Jaguars have a 0-1 record in such games.

PLAYER	PERFORMANCE	DATE	RESULT
Mark Brunell.....	302 yards	October 15, 1995, vs. Chicago	L, 27-30

JAGUARS ALL-TIME 100+ RUSHING GAMES vs. CHICAGO

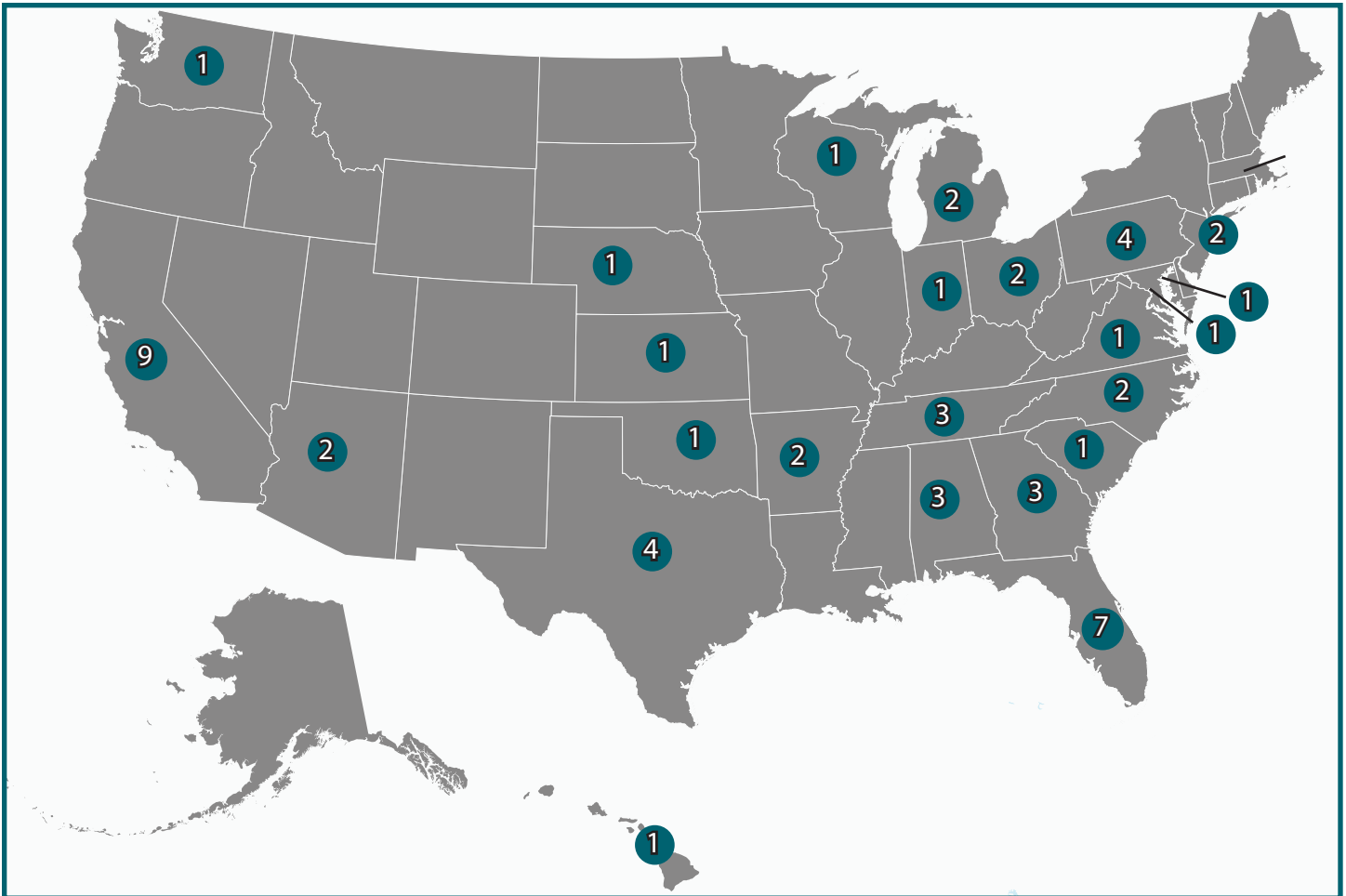
The Jaguars have posted zero 100-yard rushing games vs. the Bears in franchise history.

JAGUARS ALL-TIME 100+ RECEIVING GAMES vs. CHICAGO

The Jaguars have posted zero 100-yard receiving games vs. the Bears in franchise history.

HOMETOWN HEROES

The Jaguars players represent 23 states. Below is a breakdown.



ALABAMA (3)

Corey Grant
Sen'Derrick Marks
T.J. Yeldon

ARKANSAS (2)

Brandon Allen
Jermeay Parnell

ARIZONA (1)

Myles Jack

CALIFORNIA (9)

Marqise Lee
Peyton Thompson
Davon House
Hayes Pullard III
Julius Thomas
Mercedes Lewis
Malik Jackson
Jason Myers
Bryce Harris

FLORIDA (7)

Blake Bortles
Denard Robinson
Josh Johnson
Johnathan Cyprien
Dante Fowler Jr.
Brandon Linder
Allen Hurns

GEORGIA (3)

Rashad Greene
Abry Jones
Telvin Smith

HAWAII (1)

Tyson Alualu

INDIANA (1)

Sheldon Day

KANSAS (1)

Arthur Brown

MARYLAND (1)

Yannick Ngakoue

MASSACHUSETTS (1)

Prince Amukamara

MICHIGAN (2)

Allen Robinson
Dan Skuta

NEBRASKA (1)

Chris Reed

NEW JERSEY (1)

Neal Sterling

NORTH CAROLINA (2)

Tyler Shatley
Chris Smith

OHIO (2)

Jarrod Wilson
Patrick Omoreh

OKLAHOMA (1)

Aaron Colvin

PENNSYLVANIA (4)

Chad Henne
Paul Posluszny
Jared Odrick
Ben Koyack

SOUTH CAROLINA (1)

A.J. Cann

TENNESSEE (2)

Jalen Ramsey
Carson Tinker

TEXAS (4)

Chris Ivory
Tashaun Gipson
Kelvin Beachum
Roy Miller III

WASHINGTON (1)

Bryan Walters

WASHINGTON D.C. (1)

Arrelious Benn

WISCONSIN (1)

Brad Nortman

BRADLEY NOTES

BRADLEY'S BIO



Gus Bradley was named the fifth head coach in Jacksonville Jaguars history on Jan. 17, 2013, and has led the Jaguars to a 13-39 (.250) record in his four seasons at the helm. Bradley improved the offense from 31st in the NFL in 2014 to 18th in 2015, when the team finished 5-11 (0.313). The 24-year coaching veteran (10th NFL season) oversaw the NFL's youngest roster in 2014, (Jacksonville rookies combined for an NFL-leading 82 starts) finishing third in the AFC South at 3-13 (.188).

In 2013, Bradley's debut as head coach, the Jaguars posted a 4-12 (.250) record, also finishing third in the division standings. That season, Jacksonville saw 31 newcomers and rookies combine to make 44 starts, with 20 rookies or first-year players listed on the final 53-man roster. Six of the Jaguars' first eight games were against 2013 playoff teams and the club played seven games overall against postseason contenders, including both Super Bowl XLVIII participants (Denver and Seattle).

BRADLEY'S SPLITS AS HEAD COACH (2013-16 seasons)

Career Record: 13-39 (.250)
at Home: 9-18 (.333)*
on Road: 4-21 (.160)
vs. AFC: 12-27 (.308)
vs. AFC South: 7-12 (.368)
vs. NFC: 1-12 (.077)

* Includes 2-2 at Wembley Stadium

SIGNATURE IMPACT

Following Head Coach **Gus Bradley's** "All About The Ball" philosophy, the Jaguars rank among the NFL's best in several defensive categories since the start of 2013. On Sunday vs. Indianapolis, rookie DE Yannick Ngakoue recorded a forced fumble, the 52nd for the Jaguars since 2013.

JAGUARS TEAM DEFENSIVE RANKINGS (2013-16 seasons)

Category	Total	NFL Rank
Defensive Sack-Fumbles.....	30	1
Def. Fumble Rec. TDs	5	1t
Def. Fumble Recoveries	35	7
Forced Fumbles	52	8t
Opponent Rushing Avg.	3.96	10



JAX COACHING HISTORY

Name (Years)	W-L	W%
Gus Bradley (2013-16)	13-39	.250
Mike Mularkey (2012)	2-14	.125
Mel Tucker* (2011)	2-3	.400
Jack Del Rio (2003-11)	68-71	.489
Tom Coughlin (1995-2002)	68-60	.531

* Tucker was interim head coach for last five games in 2011

BRADLEY'S TIMELINE

Team	Position	Years
Jacksonville Jaguars	Head Coach	2013-16
Seattle Seahawks	Defensive Coordinator	2009-12
Tampa Bay Buccaneers	Linebackers Coach	2007-08
Tampa Bay Buccaneers	Defensive Quality Control	2006
North Dakota State	Asst. HC/Defensive Coordinator/LBs	2005
North Dakota State	Asst. Head Coach/Linebackers	2003-04
North Dakota State	Asst. HC/Defensive Coordinator/LBs	2000-02
North Dakota State	Defensive Coordinator/Linebackers	1997-99
North Dakota State	Linebackers Coach	1996
Fort Lewis College	Defensive Coordinator/Linebackers	1992-95
North Dakota State	Graduate Assistant	1990-91

NFL BACKGROUND

WITH THE SEAHAWKS (2009-12): Bradley spent four seasons (2009-12) with the Seattle Seahawks as defensive coordinator and played a vital role in the club advancing to the postseason twice. The Seahawks posted an 11-5 mark in 2012, the third-best in franchise history, and advanced to the divisional round of the playoffs.

- Bradley developed the Seattle defense into one of the NFL's top units during his tenure. The Seahawks ranked sixth in the NFL in total defense (319.2 yards per game) from 2011-12, third in points per game (17.5), fifth in takeaways (62), first in opponents passer rating (73.2) and fifth in interceptions (40).

- Under Bradley's direction in 2012, the Seahawks led the NFL by allowing a franchise-record low 15.3 points per game despite playing with the third-youngest (25 years, 195 days) defensive starting unit in the league. The Seahawks allowed a franchise-low 306.2 yards per game which ranked fourth in the NFL, finishing 10th against the run (103.1) and sixth against the pass (203.1).

- Also in 2012, Seattle ranked in the top 10 in multiple categories. They were second in fewest TDs allowed in the second half (11), third in second half points allowed (119), fourth in opponent yards per rush attempt (3.79), fifth in turnover differential (+8), fifth in most takeaways (31) and seventh in points allowed per game (19.7).

- Bradley's group sent three players to the 2012 Pro Bowl, with S **Earl Thomas** voted as a starter. He was joined in Hawaii by fellow secondary mates, S **Kam Chancellor** and CB **Brandon Browner**. In Bradley's first year as defensive coordinator, the Seahawks posted two shutouts at home, their first time doing so since 1986.

WITH THE BUCCANEERS (2006-08): Bradley spent three years (2006-08) with the Tampa Bay Buccaneers under Defensive Coordinator **Monte Kiffin**, serving the last two as linebackers coach after joining the Bucs in 2006 as their defensive quality control coach. LB **Derrick Brooks** earned Pro Bowl appearances in 2007 and 2008 under Bradley's guidance.

COACHING NOTES

JAGUARS COACHING STAFF

Position	Name	Yrs w/JAX	NFL Exp.	Previous Position (Team, Years)
Head Coach	Gus Bradley	4	10 years	Defensive Coordinator (Seahawks, 2009-12)
Assistant to Head Coach	Tyler Wolf	4	4 years	Special Teams Coordinator (Tenn. Tech, 2011-12)
OFFENSE:				
Offensive Coordinator	Greg Olson	2	14 years	Offensive Coordinator (Raiders, 2013-14)
Asst. Head Coach-Offense/Offensive Line Coach	Doug Marrone	2	11 years	Head Coach (Bills, 2013-14)
Quarterbacks Coach	Nathaniel Hackett	2	8 years	Offensive Coordinator (Bills, 2013-14)
Wide Receivers Coach	Jerry Sullivan	5	23 years	Wide Receivers Coach (49ers, 2005-10)
Assistant Wide Receivers Coach	Tony Sorrentino	4	4 years	Offensive Quality Control (Jaguars, 213-15)
Running Backs Coach	Kelly Skipper	2	10 years	Running Backs Coach (Raiders, 2009-14)
Tight Ends/Assistant Special Teams Coach	Ron Middleton	4	7 years	Special Teams Coordinator (Duke, 2008-12)
Offensive Coaches Associate	Chris O'Hara	3	3 years	Defensive Assistant (Miami, 2011-13)
Assistant Offensive Line Coach	John Benton	1	13 years	Offensive Line Coach (Miami, 2014-15)
Offensive Quality Control Coach	John Donovan	1	1 year	Offensive Coordinator/TEs (Penn State, 2014-15)
DEFENSE:				
Defensive Coordinator	Todd Wash	4	10 years	Def. Line/Run Game Coordinator (Jaguars, 2013-15)
Linebackers Coach	Robert Saleh	3	12 years	Defensive Quality Control Coach (Seattle, 2011-13)
Defensive Backs Coach	DeWayne Walker	4	11 years	Head Coach (New Mexico St., 2009-12)
Assistant Linebackers Coach	Scottie Hazelton	3	3 years	Defensive Coordinator (Nevada, 2013)
Defensive Assistant	Mike Rutenberg	4	7 years	Defensive Backs Coach (UNM, 2009-12)
Defensive Quality Control Coach	Dan Shamash	3	9 years	Quality Control to Head Coach (Tampa Bay, 2013)
Assistant Defensive Line Coach	Aaron Whitecotton	4	4 years	Assistant to the Defense (Jaguars, 2013-15)
Assistant Defensive Backs Coach	Daniel Bullocks	1	1 year	Assistant Coach/Cornerbacks (East. Michigan, 2015)
Defensive Assistant	Monte Kiffin	1	28 years	Asst. Head Coach/Defense (Dallas, 2014)
SPECIAL TEAMS:				
Special Teams Coordinator	Mike Mallory	4	9 years	Assistant Special Teams Coach (Saints, 2008-12)
Assistant Special Teams Coach	Matthew Smiley	4	4 years	Special Teams Coordinator (Charleston Southern, 2012)
STRENGTH AND CONDITIONING:				
Strength and Conditioning Coordinator	Tom Myslinski	5	9 years	Strength and Conditioning Coach (UNC, 2011)
Assistant Strength and Conditioning Coach	Cedric Scott	5	5 years	Strength Assistant (UNC, 2012)
Strength and Conditioning Associate	Alex Hampton	4	4 years	Assistant Director of Sport Science (FSU, 2012)
Strength and Conditioning Associate	Jess Langvardt	4	4 years	Assistant Strength Coach (Tulane, 2012)

COMBINED EXPERIENCE

• The Jaguars coaching staff (27 coaches) has 502 years of coaching experience at the NFL (228) and collegiate (274) levels.

JAGUARS COMBINED COACHING EXPERIENCE (NFL & COLLEGE)

Coach	Position	NFL	College	Total
Gus Bradley	Head Coach	10	16	26
Greg Olson	Offensive Coordinator	14	13	27
Todd Wash	Defensive Coordinator	10	11	21
Mike Mallory	Special Teams Coordinator	9	22	31
John Benton	Assistant Offensive Line	13	17	30
Daniel Bullocks	Assistant Defensive Backs	1	4	5
John Donovan	Offensive Quality Control Coach	1	19	20
Nathaniel Hackett	Quarterbacks	8	6	14
Scottie Hazelton	Assistant Linebackers	3	18	21
Monte Kiffin	Defensive Assistant	28	21	49
Doug Marrone	Asst. Head Coach-Off./OL	11	9	21
Ron Middleton	TEs/Asst. Special Teams	7	13	20
Chris O'Hara	Offensive Associate	3	5	8
Mike Rutenberg	Defensive Assistant	7	7	14
Robert Saleh	Linebackers	12	4	16
Dan Shamash	Defensive Quality Control	9	1	10
Kelly Skipper	Running Backs	10	18	28
Matt Smiley	Assistant Special Teams	4	8	12
Tony Sorrentino	Off. Asst./Quality Control	4	6	10
Jerry Sullivan	Wide Receivers	23	21	44
DeWayne Walker	Defensive Backs	11	18	29
Aaron Whitecotton	Assistant Defensive Line	4	1	5
Tyler Wolf	Assistant to Head Coach	4	2	6
Tom Myslinski	Strength & Conditioning	9	4	13
Cedric Scott	Strength & Conditioning	5	4	9
Alex Hampton	Strength & Conditioning	4	1	5
Jess Langvardt	Strength & Conditioning	4	4	8

JAGUARS IN LONDON

• On Aug. 21, 2012, the Jaguars made history by becoming the first NFL team to commit to playing four home games at London's historic Wembley Stadium. Jaguars Owner **Shad Khan**, along with NFL Commissioner **Roger Goodell**, declared that the Jaguars would play one game each season in the United Kingdom from 2013-16. The deal has been extended through 2020.

• The Jaguars defeated AFC South rival Indianapolis, 30-27, in a Week 4 matchup at Wembley Stadium, which was the team's first divisional matchup being played in the UK.

• Last season, Jacksonville defeated Buffalo, 34-31, in Week 7 at Wembley Stadium in London, marking the club's first-ever victory on foreign soil. Yahoo! Inc. served as the NFL's exclusive partner to deliver the first-ever live stream of an NFL game to a global audience across mobile devices for free.

JAGUARS ALL-TIME RECORD IN LONDON (2013-16 seasons)

Date	Week	Opponent	Result	Attendance
10/2/16	4	Indianapolis Colts	W, 30-27	83,764
10/25/15	7	Buffalo Bills	W, 34-31	84,021
11/9/14	10	Dallas Cowboys	L, 17-31	83,603
10/27/13	8	San Francisco 49ers	L, 10-42	83,559

"Our four-year London initiative has been every bit as rewarding as we anticipated, certainly due in large part to the league's commitment to the UK and the world class experience that Wembley Stadium has provided the Jaguars, our fans and our partners," says Jaguars owner **Shad Khan**. "Our interest in extending our agreement to play a home game each season in London is nothing new."

OFFENSIVE NOTES



BLAKE THE BUILDER

In 2015, **Blake Bortles'** 35 passing TDs were the most in single-season in franchise history. Bortles, 23, became the youngest QB in NFL history to record at least 4,000 passing yards, 35 passing TDs and 300 rushing yards in a single season.

For the first time in NFL history, five quarterbacks recorded at least 35 passing TDs in a single season in 2015. Bortles was one along with NE's Tom Brady, CAR's Cam Newton, NYG's Eli Manning and ARI's Carson Palmer.

BLAKE BORTLES CAREER STATISTICS

	G/GS	ATT	CMP	YDS	SK/YD	TD	LG	IN	RT
2014	14/13	475	280	2,908	55/345	11	63t	17	69.5
2015	16/16	606	355	4,428	51/320	35	90t	18	88.2
2016	4/4	160	98	1,050	12/68	7	42t	6	79.4
Career	34/33	1,241	733	8,386	118/733	51	90t	41	79.9

Single-Season Franchise Record



FIRST HALF SUCCESS

In Week 1 vs. G.B., QB **Blake Bortles** completed 13-of-19 passes for 187 yards, including a TD, in the first half, which are the most first half passing yards in his 32-game NFL career.



IN GOOD COMPANY

With 4,428 passing yards and 35 passing TDs in 2015, **Blake Bortles** became the third second-year quarterback in NFL history to have recorded 4,000-plus passing yards and 35-plus passing TDs in a single season (STL's Kurt Warner in 1999 and MIA's Dan Marino in 1984).

SECOND-YEAR QBs WITH 4,000+ PASSING YARDS & 35 TDs IN A SEASON, NFL

Name (Year)	Age	Yds	TDs	INTs	Rtg
Bortles (2015)	23 years, 252 days	4,428	35	18	88.2
Warner (1999)	28 years, 194 days	4,353	41	13	109.2
Marino (1984)	23 years, 93 days	5,084	48	17	108.9



TWICE AS NICE

QB **Blake Bortles** produced 4,428 passing yards, 35 passing TDs and 310 rushing yards in 2015. Only two other QBs in NFL history have posted 4,000-plus passing yards, 35-plus passing TDs and 300-plus rushing yards in a single season (MIN's Daunte Culpepper in 2004 and SF's Steve Young in 1998). Bortles (23 years, 8 months, 6 days) is the youngest QB in NFL history to record 4,000-plus passing yards, 35 passing TDs and 300 rushing yards in a single season.

4,000+ PASSING YARDS, 35+ PASSING TDs & 300+ RUSHING YARDS IN A SEASON, NFL

Name (Year)	Age	Pass Yds	Pass TDs	INTs	Rating	Rushes	Rush Yds
Bortles (2015)	23	4,428	35	18	88.2	52	310
Culpepper (2004)	27	4,717	39	11	110.9	88	406
Young (1998)	38	4,170	36	12	101.1	70	454



TOUCHDOWN EVERYWHERE

From Sept. 13, 2015 to Dec. 27, 2015, QB **Blake Bortles** threw a TD in 15 consecutive games, the longest streak in Jaguars history. Bortles is the only QB in Jaguars history to throw a passing TD in 15 straight games to open a season. He has thrown a TD in 18 of the last 19 appearances.

MOST CONSECUTIVE GAMES WITH A TD PASS WITH JAGUARS

Rk.	Player	Streak	Games
1.	Blake Bortles	Sept. 13-Dec. 27, 2015	15
2.	Mark Brunell	Oct. 7, 2001-Sept. 15, 2002	14
3.	Byron Leftwich	Nov. 30, 2003-Oct. 24, 2004	12
4.	Mark Brunell	Oct. 22, 2000-Sept. 9, 2001	10



RECORD BREAKER

Blake Bortles' 4,428 passing yards in 2015 were the most in a single season in Jaguars history. In 2015, Bortles threw for 250 yards in a franchise-record-tying five straight games (**Mark Brunell** from Nov. 16-Dec. 14, 1997), including three 300-plus-yard performances (368 in Week 16 at NO; 322 in Week 13 at TEN; 329 in Week 12 vs. SD).

MOST PASSING YARDS IN A SEASON WITH JAGUARS

Rk.	Player (Year)	Yds
1.	Blake Bortles (2015)	4,428
2.	Mark Brunell (1996)	4,367
3.	Mark Brunell (2000)	3,640
4.	David Garrard (2008)	3,620



KEEP CALM AND COMPLETE ON

Blake Bortles has registered 13 20-plus-yard completions this season, which is tied for ninth in the AFC with CIN's Andy Dalton (22) leading the league.

MOST 20+ YARD PASS COMPLETIONS, AFC, 2016

Rk.	Player (Team)	20+ Yds
1.	Andy Dalton (Cin.)	22
2.	Philip Rivers (S.D.)	21
3.	Ryan Tannehill (Mia.)	20
	Ben Roethlisberger (Pit.)	20
5.	Andrew Luck (Ind.)	19
6.	Derek Carr (Oak.)	18
7.	Marcus Mariota (Ten.)	15
8.	Ryan Fitzpatrick (NYJ)	14
9.	Blake Bortles (Jax.)	13
	Brock Osweiler (Hou.)	13



BORTLES 300

Third-year QB **Blake Bortles** engineered six 300-plus-yard passing games in 2015 to tie with **Mark Brunell** for the Jaguars' single-season record. Overall, Bortles has produced eight 300-yard performances in his 32-game NFL career, the second-most ever by a Jaguars QB (Mark Brunell, 1995-2003 - 22 games). Through three games of the 2016 season, Bortles has already notched two 300-yard performances, tied for fourth-most.

MOST 300-YARD PASSING GAMES IN A SEASON WITH JAGUARS

Rk.	Player (Year)	Games
1.	Blake Bortles (2015)	6
	Mark Brunell (1996)	6
3.	Mark Brunell (2000, '99, '97)	3
4.	Blake Bortles (2016)	2
	six other occurrences	2



LONDON CALLING

With Week 4's win at Wembley Stadium, QB **Blake Bortles** has completed 54 of 99 (54.5%) passes for 679 yards, four TDs and two INTs in his three appearances in London's stadium, producing an 81.2 passer rating.

OFFENSIVE NOTES

CONSISTENT COMPLETIONS

In 2015, QB **Blake Bortles** (355) tied for the third-most completions ever recorded by a first- or second-year QB in NFL history, trailing only N.E.'s **Drew Bledsoe** (400) in 1994 and MIA's **Dan Marino** (362) in 1984.

MOST PASS COMPLETIONS BY FIRST- OR SECOND-YEAR QBs IN A SEASON, NFL

Rk.	Player (Team)	Year	Exp.	Cmp.
1.	Drew Bledsoe (N.E.)	1994	2nd	400
2.	Dan Marino (Mia.)	1984	2nd	362
3.	Blake Bortles (Jax.)	2015	2nd	355
	Ryan Tannehill (Mia.)	2013	2nd	355
	Jeff Garcia (S.F.)	2000	2nd	355

LETTING IT FLY

QB **Blake Bortles** has thrown for multiple TDs 14 times dating back to 2015, including three times in 2016, tied for the most in the NFL among active QBs. Bortles' 11 multi-TD games in 2015 were the most such games in Jaguars single-season history.

MOST GAMES WITH MULTIPLE PASSING TOUCHDOWNS BY ACTIVE QBs, NFL, 2015-PRESENT

Rk.	Player (Team)	Gms	TDs
1.	Blake Bortles (Jax.)	14	37
	Derek Carr (Oak.)	14	38
	Matthew Stafford (Det.)	14	38
	Tom Brady (N.E.)	14	37
5.	Carson Palmer (Ari.)	13	36
	Ryan Fitzpatrick (NYJ)	13	34
	Aaron Rodgers (G.B.)	13	34
	Philip Rivers (S.D.)	13	32
9.	Drew Brees (N.O.)	12	36
	Eli Manning (NYG)	12	35

ON THE ROAD, AGAIN

QB **Blake Bortles** posted impressive numbers on the road in 2015, completing 182 of 304 passes (59.9%) for 2,341 yards (292.6 yards per game), 20 TDs, nine INTs and a 93.7 passer rating. Bortles' franchise-record 20 passing TDs in away games led the NFL and tied for the most road passing TDs since DEN's **Peyton Manning** (28) and PHI's **Nick Foles** (21) in 2013.

MOST PASSING TDs IN 2015 AWAY GAMES, NFL

Rk.	Player (Team)	TDs
1.	Blake Bortles (Jax.)	20
2.	Eli Manning (NYG).....	19
3.	Carson Palmer (Ari.)	18
4.	Derek Carr (Oak.)	17
	Russell Wilson (Sea.)	17

THE RUNNING MAN

Since 2013, QB **Blake Bortles** has a 6.65 rushing avg., the highest among all QBs in the NFL with a minimum of 100 attempts. So far this season, Bortles has 89 yards on 15 carries (5.93 rushing avg.), including one TD.

MOST YARDS PER CARRY BY A QUARTERBACK, NFL, 2014-PRESENT (minimum 100 attempts)

Rk.	Player	Att.	Rushing Avg.
1.	Blake Bortles	123	6.65
2.	Russell Wilson	236	6.06
3.	Colin Kaepernick	149	6.01
4.	Aaron Rodgers	118	5.89
5.	Tyrod Taylor	134	5.47

BLAKE'S BIG DAY

QB **Blake Bortles**, who threw for five TDs in Week 13 of the 2015 season, is the only Jaguars QB to post multiple games with four-plus passing TDs in a single season. Only five QBs in franchise history have had four-plus passing TDs in a single game: Bortles (three in 2015), **Chad Henne** (2012), **David Garrard** (2010), **Quinn Gray** (2007) and **Mark Brunell** (1998).

MOST PASSING TOUCHDOWNS IN JAGUARS SINGLE-GAME HISTORY

Rk.	Player	Date	TDs
1.	Blake Bortles	Nov. 8, 2015 at NYJ ...	5
2.	Several players tied (including Bortles)		

23 JUMP STREET

In NFL history, only three QBs age 23-or-younger have thrown for at least 35 TDs in a single season: **Blake Bortles** (35) in 2015, DET's **Matthew Stafford** (41) in 2011 and MIA's **Dan Marino** (48) in 1984. At 23 years, 252 days old, Bortles became the youngest NFL QB to post 35-plus passing TDs in a single season since Marino (23 years, 93 days) in 1984.

MOST PASSING TOUCHDOWNS BY QBs AGE 23-OR-YOUNGER IN A SEASON, NFL

Rk.	Player (Team)	Year	Age (Years, Days)	TDs
1.	Dan Marino (Mia.)*	1984	23 years, 93 days	48
2.	Matthew Stafford (Det.)	2011	23 years, 328 days	41
3.	Blake Bortles (Jax.)	2015	23 years, 252 days	35

* Pro Football Hall of Fame

RISING RECEIVER

Third-year WR **Allen Robinson** tied SEA's **Doug Baldwin** and NYJ's **Branon Marshall** for the NFL's most receiving TDs (franchise-record 14) in 2015, while also setting Jaguars single-season records in receiving average (17.5, min. 60 receptions) and 20-plus-yard receptions (31). The 23-year-old's 1,400 receiving yards were the second-most in single-season franchise history, trailing only **Jimmy Smith** (1,636) in 1999.

ONE, TWO TOUCHDOWN

WR **Allen Robinson** has caught multiple TDs four times in a single game in his career, tied for the third-most in the NFL among all players since 2015. In Week 3 vs. Baltimore, Robinson caught a three-yard TD pass and a one-yard TD pass from QB **Blake Bortles** for his first multiple TD game of the season.

MULTIPLE RECEIVING TOUCHDOWNS IN A SINGLE GAME, NFL, 2015-PRESENT

Rk.	Player	Games	TDs
1.	Antonio Brown (Pit.)	5	10
	Jordan Reed (Was.)	5	10
3.	Allen Robinson (Jax.)	4	9
	Doug Baldwin (Sea.)	4	10
	Ted Ginn (Car.)	4	8
	Tyler Eifert (Cin.)	4	9
	Larry Fitzgerald (Ari.)	4	9

OFFENSIVE NOTES

14-14 VISION

Dating back to 2005, only five NFL players have registered 1,400-plus receiving yards and 14-plus receiving TDs in a single season: **Allen Robinson** (1,400-14) in 2015, NYJ's **Brandon Marshall** (1,502-14) in 2015, DEN's **Demaryius Thomas** (1,430-14) in 2013, DET's **Calvin Johnson** (1,681-16) in 2011 and N.E.'s **Randy Moss** (1,493-23) in 2007.

In NFL history, Robinson is the only player age 22-or-younger to record at least 1,400 receiving yards and 14 receiving TDs in a single season.

1,400+ RECEIVING YARDS & 14+ RECEIVING TDs, SINGLE SEASON, NFL, 2005-PRESENT

Name (Team)	Year	Age	Rec. Yds	Rec. TDs
Allen Robinson (Jax.)	2015	22	1,400	14
Brandon Marshall (NYJ)	2015	31	1,502	14
Demaryius Thomas (Den.)	2013	26	1,430	14
Calvin Johnson (Det.)	2011	26	1,681	16
Randy Moss (N.E.)	2007	30	1,493	23

PRO BOWL PASS CATCHER



On Jan. 7, 2016, WR **Allen Robinson** was named to the Pro Bowl for the first time in his NFL career, replacing Lions injured WR **Calvin Johnson**. At 22 years old, Robinson was the youngest Jaguars player ever to be named to the Pro Bowl.

Robinson, who joins **Keenan McCardell** and **Jimmy Smith** as the only Pro Bowl WRs in franchise history, is the first Jaguars WR to be named to the NFL's all-star game since Smith in 2001. He is also the club's first offensive representative at the Pro Bowl since RB **Maurice Jones-Drew** in 2011.

JAGUARS ALL-TIME PRO BOWL SELECTIONS

Season	Pos.	Player	w/ Jax.
2015	WR	Allen Robinson	1st
2013	LB	Paul Posluszny	1st
2011	RB	Maurice Jones-Drew	3rd
	ST	Montell Owens	2nd
2010	RB	Maurice Jones-Drew*	2nd
	TE	Mercedes Lewis	1st
	ST	Montell Owens	1st
2009	QB	David Garrard	1st
	RB	Maurice Jones-Drew	1st
2007	RB	Fred Taylor	1st
2006	CB	Rashean Mathis*	1st
	DT	John Henderson	2nd
2005	DT	Marcus Stroud	3rd
2004	DT	Marcus Stroud	2nd
	DT	John Henderson	1st
2003	DT	Marcus Stroud	1st
2002	P	Chris Hanson	1st
2001	WR	Jimmy Smith*	5th
	DT	Gary Walker	1st
2000	OT	Tony Boselli*	5th
	WR	Jimmy Smith	4th
1999	OT	Tony Boselli*	4th
	WR	Jimmy Smith	3rd
	DE	Tony Brackens	1st
	LB	Kevin Hardy	1st
	S	Carnell Lake	1st
	QB	Mark Brunell	3rd
	OT	Leon Searcy	1st
1998	OT	Tony Boselli	3rd
	WR	Jimmy Smith	2nd
1997	OT	Tony Boselli	2nd
	P	Bryan Barker	1st
	PK	Mike Hollis	1st
	QB	Mark Brunell^	2nd
	WR	Jimmy Smith	1st
1996	OT	Tony Boselli	1st
	QB	Mark Brunell	1st
	WR	Keenan McCardell	1st

* Did not play due to injury
Bold: Pro Bowl starter • ^ Pro Bowl MVP

RED HOT ROBINSON

In 2015, WR **Allen Robinson** tied for the most red zone TD receptions (12) since N.E.'s **Randy Moss** (14) in 2007. Impressively, Robinson is one of only five NFL players to post at least 12 red zone receiving TDs in a single season since at least 2001.

On Dec. 6, 2015, Robinson tied **Jimmy Smith** (Sept. 10, 2000) for the most receiving TDs (three) ever recorded by a Jaguars player in a single game.

MOST RED ZONE RECEIVING TDs (NFL players since at least 2001)

Rk.	Player (Team)	Year	RZ TDs
1.	Randy Moss (N.E.)	2007	14
2.	Allen Robinson (Jax.)	2015	12
	Rob Gronkowski (N.E.)	2011	12
	Muhsin Muhammad (Car.)	2004	12
	Antonio Gates (S.D.)	2004	12
6.	Tyler Eifert (Cin.)	2015	11
	Jimmy Graham (N.O.)	2013	11
	Eric Decker (Den.)	2012	11
	James Jones (G.B.)	2012	11
	Visanthe Shiancoe (Min.)	2009	11

17 TOUCHDOWNS AND COUNTING

Since the start of 2015, WR **Allen Robinson** has recorded 17 receiving TDs, the most in the NFL. Robinson's franchise-record 14 receiving TDs in 2015 tied SEA's **Doug Baldwin** and NYJ's **Brandon Marshall** for the most in the NFL.

MOST RECEIVING TOUCHDOWNS, NFL, 2015-PRESENT

Rk.	Player (Team)	TDs
1.	Allen Robinson (Jax.)	17
2.	Doug Baldwin (Sea.)	16
	Brandon Marshall (NYJ)	16
4.	Eric Decker (NYJ)	14
	Antonio Brown (Pit.)	14
5.	Odell Beckham Jr. (NYG)	13
	Tyler Eifert (Cin.)	13
	DeAndre Hopkins (Hou.)	13
	Jordan Reed (Was.)	13

ABOVE AVERAGE

WR **Allen Robinson** posted a 16.2 receiving yards average since 2015, the NFL's second-highest mark among players with at least 75 receptions. Just behind Robinson is Jaguars teammate **Allen Hurns** at 15.9 receiving yards average.

MOST YARDS PER RECEPTION, NFL, 2015-PRESENT (min. 75 receptions)

Rk.	Player (Team)	Avg.	Rec.	Yds
1.	Rob Gronkowski (N.E.)	16.6	78	1,296
2.	Allen Robinson (Jax.)	16.2	101	1,638
3.	Allen Hurn (Jax.)	15.9	79	1,257
4.	Alshon Jeffrey (Chi.)	15.8	76	1,201

FEELIN' THE HURNS

Third-year WR **Allen Hurns** ranked second among Jaguars players in receptions (64), receiving yards (1,031), receiving average (16.1) and receiving TDs (10) in 2015. Hurns, 24, became the youngest undrafted player in NFL history to record 1,000-plus receiving yards and 10-plus receiving TDs in a single season. His 10 receiving TDs were tied for the second-most in single-season franchise history (**Allen Robinson** - 14 in 2015).

OFFENSIVE NOTES

DYNAMIC DUO

Since Week 1 of the 2015 season, WRs **Allen Robinson** and **Allen Hurns** have become one of the top receiving duos in the NFL. The two currently rank second with 28 TDs among receiving duos.

MOST RECEIVING TDs, NFL, WEEK 1 2015 to PRESENT

Rank	Players	Team	Yards	TDs
1.	Brandon Marshall, Eric Decker	NYJ	3,086	30
2.	Allen Robinson, Allen Hurns	JAX	2,895	28
3.	Michael Crabtree, Seth Roberts	OAK	1,862	22
4.	Antonio Brown, Markus Wheaton	PIT	3,081	21

THE YOUNG AND THE RESTLESS

Only nine NFL players age 24-or-younger registered 1,000-plus receiving yards in 2015: **Allen Hurns** (1,031) and **Allen Robinson** (1,400), NYG's **Odell Beckham Jr.** (1,450), N.O.'s **Brandin Cooks** (1,138), OAK's **Amarri Cooper** (1,070), T.B.'s **Mike Evans** (1,206), HOU's **DeAndre Hopkins** (1,521), MIA's **Jarvis Landry** (1,157) and BUF's **Sammy Watkins** (1,047).

MOST RECEIVING YARDS BY 24-OR-YOUNGER PLAYERS, NFL, 2015

Rk.	Player (Team)	Age	Yds
1.	DeAndre Hopkins (Hou.)	23	1,521
2.	Odell Beckham Jr. (NYG)	23	1,450
3.	Allen Robinson (Jax.)	22	1,400
4.	Mike Evans (T.B.)	22	1,206
5.	Jarvis Landry (Mia.)	23	1,157
6.	Brandin Cooks (N.O.)	22	1,138
7.	Amarri Cooper (Oak.)	21	1,070
8.	Sammy Watkins (Buf.)	22	1,047
9.	Allen Hurns (Jax.)	24	1,031

MEET THE ALLENS

WRs **Allen Robinson** (1,400) and **Allen Hurns** (1,031) are the first NFL combo age 24-or-younger to post 1,000-plus receiving yards in a single season since CLE's **Braylon Edwards** (1,289) and **Kellen Winslow** (1,106) in 2007. The only other NFL duo age 24-or-younger to accomplish the feat was S.D.'s **John Jefferson** (1,340) and **Kellen Winslow Sr.** (1,290) in 1980.

Team (Year)	Player (Yds)	Player (Yds)
Jax. (2015)	Allen Robinson (1,400)	Allen Hurns (1,031)
Cle. (2007)	Braylon Edwards (1,289)	Kellen Winslow (1,106)
S.D. (1980)	John Jefferson (1,340)	Kellen Winslow Sr. (1,290)

DOUBLE A'S

WRs **Allen Hurns** (14.9) and **Allen Robinson** (14.7) rank first and second, respectively, in Jaguars history in receiving average (min. 100 receptions).

MOST YARDS PER RECEPTION IN JAGUARS HISTORY (min. 100 receptions)

Rk.	Player (Year)	Avg.	Rec.	Yds.
1.	Allen Hurns (2014-16)	14.9	130	1,934
2.	Allen Robinson (2014-16)	14.7	149	2,186
3.	Jimmy Smith (1995-2005)	14.3	862	12,287
4.	Ernest Wilford (2004-10)	13.9	153	2,120
5.	Mike Sims-Walker (2008-11)	13.5	107	1,442

LUCKY NUMBER SEVEN

Since 2010, only five NFL players have caught a TD pass in at least seven consecutive games: **Allen Hurns** (seven) in 2015, N.E./DEN's **Wes Welker** (eight) from 2012-13, DAL's **Dez Bryant** (seven) in 2012, CIN's **A.J. Green** (nine) in 2012 and K.C.'s **Dwayne Bowe** (seven) in 2010. Hurns' seven-game streak with a receiving TD was the longest since N.E./DEN's **Wes Welker** (eight games) from Dec. 23, 2012-Oct. 13, 2013.

MOST CONSECUTIVE GAMES WITH A RECEIVING TD, 2010-PRESENT

Rk.	Player	Streak	Games
1.	A.J. Green (Cin.)	Sept. 16-Nov. 18, 2012	9
2.	Wes Welker (N.E./Den.)	Dec. 23, 2012-Oct. 13, 2013	8
3.	Allen Hurns (Jax.)	Sept. 27-Nov. 15, 2015	7
	Dez Bryant (Dal.)	Nov. 11-Dec. 23, 2012	7
	Dwayne Bowe (K.C.)	Oct. 17-Nov. 28, 2010	7

FINAL FIVE

Only five undrafted players since the 1970 NFL merger have registered at least 1,000 receiving yards, 10 receiving TDs and a 16.0 receiving average in a single season: **Allen Hurns** (1,031-10-16.1) in 2015, DAL's **Miles Austin** (1,320-11-16.3) in 2009, DEN's **Rod Smith** (1,180-12-16.9) in 1997, ATL's **Alfred Jenkins** (1,358-13-19.4) in 1981 and DEN's **Steve Watson** (1,244-13-20.7) in 1981. Hurns is the first undrafted player age 24-or-younger to accomplish the feat since Watson (24) with DEN in 1981.

1,000+ RECEIVING YARDS, 10+ RECEIVING TDs, 16.0+ YARDS PER RECEPTION BY UNRAFTED PLAYERS, 1970-PRESENT

Name (Team)	Year	Age	Rec. Yds	Rec. TDs	Yds/Rec.
Allen Hurns (Jax.)	2015	24	1,031	10	16.1
Miles Austin (Dal.)	2009	25	1,320	11	16.3
Rod Smith (Den.)	1997	27	1,180	12	16.9
Alfred Jenkins (Atl.)	1981	29	1,358	13	19.4
Steve Watson (Den.)	1981	24	1,244	13	20.7

BEST RECEPTION IN DUVAL

Since Week 1 of 2014, WR **Allen Hurns** has caught a reception in 35 consecutive games, the longest streak by a Jaguars player since TE Mercedes Lewis (32 games) from 9/12/10-9/9/12. Hurns is also tied for second-most consecutive games with a reception in the NFL behind 10 players, with 36.

TOUCHDOWN THOMAS

Since returning from a thumb injury in Week 5 last season, TE **Julius Thomas** has produced six receiving TDs, tied for the sixth-most by an NFL TE in that span and trailing only CIN's **Tyler Eifert** (10), CLE's **Gary Barnidge** (seven) and N.E.'s **Rob Gronkowski** (seven) in the AFC.

MOST RECEIVING TOUCHDOWNS BY A TIGHT END, WEEK 5 2015 to PRESENT

Rk.	Player (Team)	TDs
1.	Tyler Eifert (Cin.)*	10
2.	Rob Gronkowski (N.E.)*	7
	Greg Olsen (Car.)	7
	Zach Miller (Chi.)	7
	Kyle Rudolph (Min.)	7
6.	Julius Thomas (Jax.)*	6
	Benjamin Watson (N.O.)	6
	Jordan Reed (Was.)	6

OFFENSIVE NOTES



LEADER OF THE PACK

Dating back to 2013, TE **Julius Thomas'** 30 receiving TDs are the most by a TE and the fifth-most in the NFL over that span, trailing only NYJ's **Brandon Marshall** (35), PIT's **Antonio Brown** (35), DAL's **Dez Bryant** (33) and DEN's **Demaryius Thomas** (33).

MOST RECEIVING TOUCHDOWNS BY A TIGHT END, 2013-PRESENT

Rk.	Player (Team)	TDs
1.	Julius Thomas (Jax.)	30
2.	Jimmy Graham (Sea.).....	29
3.	Rob Gronkowski (N.E.)	27
4.	Antonio Gates (S.D.).....	22
5.	Greg Olsen (Car.).....	21



FRANCHISE 4000

In Week 17 last season, TE **Mercedes Lewis** caught one pass for 45 yards, his longest reception of the 2015 season. On that catch, Lewis eclipsed the 4,000-yard mark for his NFL career. Lewis (4,112) joined **Jimmy Smith** (12,287 from 1995-2005) and **Keenan McCardell** (6,393 from 1996-2001) as the only players in Jaguars history to record at least 4,000 career receiving yards.

MOST RECEIVING YARDS in JAGUARS HISTORY

Rk.	Player (Years)	Yds
1.	Jimmy Smith (1995-2005).....	12,287
2.	Keenan McCardell (1996-2001).....	6,393
3.	Mercedes Lewis (2006-16)	4,112
4.	Maurice Jones-Drew (2006-13).....	2,873
5.	Kyle Brady (1996-2006).....	2,500



LUXURY MERCEDES

TE **Mercedes Lewis** has produced 28 career receiving TDs, the third-most in Jaguars history. Lewis has also tallied the third-most career receptions (339) in franchise history. Lewis notched his first touchdown of the 2016 in Week 2 against the Chargers.

MOST RECEIVING TDs in JAGUARS HISTORY

Rk.	Player (Years)	TDs
1.	Jimmy Smith (1995-2005).....	67
2.	Keenan McCardell (1996-2001).....	30
3.	Mercedes Lewis (2006-16)	28

MOST RECEPTIONS in JAGUARS HISTORY

Rk.	Player (Years)	Rec.
1.	Jimmy Smith (1995-2005).....	862
2.	Keenan McCardell (1996-2001).....	499
3.	Mercedes Lewis (2006-16)	339
4.	Maurice Jones-Drew (2006-13).....	335



ZERO DROPS GIVEN

TE **Mercedes Lewis** is the only tight end in the NFL who hasn't dropped a pass as a receiver or allowed a QB pressure as a pass blocker (minimum 10 targets, 20 pass blocks), according to Tru Media. Lewis is also has a 80.0 percent reception rate, the fifth-highest in the NFL among tight ends with at least eight receptions.



1ST AND 10

Among all running backs in 2015, RB **Chris Ivory** ranked sixth in the NFL with 50 rushing first downs.

MOST RUSHING FIRST DOWNS by a RUNNING BACK, NFL, 2015

Rk.	Player	Rush 1st
1.	Adrian Peterson.....	71
2.	Devonta Freeman.....	68
3.	Doug Martin.....	61
4.	Darren McFadden	52
5.	DeAngelo Williams	51
6.	Chris Ivory	50



RUN, T.J., RUN

In 2015, RB **T.J. Yeldon** (1,019) became the third Jaguars rookie RB to register 1,000-plus scrimmage yards in a single season, joining **Maurice Jones-Drew** (1,377) in 2006 and **Fred Taylor** (1,644) in 1998. Yeldon's 1,019 scrimmage yards were the most by a Jaguars RB since Jones-Drew (1,117) in 2013.



RUN AND CATCH

In 2015, RB **T.J. Yeldon** (36) tied with ARI's **David Johnson** for the third-most receptions by an NFL rookie RB, trailing only CLE's **Duke Johnson** (61) and BAL's **Javorius Allen** (45).

MOST RECEPTIONS by a ROOKIE RUNNING BACK, NFL, 2015

Rk.	Player (Team)	Rec.
1.	Duke Johnson (Cle.).....	61
2.	Javorius Allen (Bal.)	45
3.	T.J. Yeldon (Jax.)	36
	David Johnson (Ari.).....	36
5.	Melvin Gordon (S.D.).....	33

Among rookie RBs in 2015, Yeldon also ranked third in the AFC and tied-fifth in the NFL with 279 receiving yards. Yeldon joined CLE's **Duke Johnson** (534), ARI's **David Johnson** (457), BAL's **Javorius Allen** (353), WAS' **Matt Jones** (304) and CHI's **Jeremy Langford** (279) as the only NFL rookie RBs to register 200-plus receiving yards last season.

MOST RECEIVING YARDS by a ROOKIE RUNNING BACK, NFL, 2015

Rk.	Player (Team)	Rec.
1.	Duke Johnson (Cle.).....	534
2.	David Johnson (Ari.).....	457
3.	Javorius Allen (Bal.)	353
4.	Matt Jones (Was.).....	304
5.	T.J. Yeldon (Jax.)	279
	Jeremy Langford (Chi.)	279



RUN, RUN, RUN AS FAST AS YOU CAN

RB **T.J. Yeldon** ranked third among NFL rookies last season with 182 rushing attempts in 2015, trailing only STL's **Todd Gurley** (229) and S.D.'s **Melvin Gordon** (184).

MOST RUSHING ATTEMPTS BY A ROOKIE, 2015

Rk.	Player (Team)	Att.
1.	Todd Gurley (STL).....	229
2.	Melvin Gordon (S.D.)	184
3.	T.J. Yeldon (Jax.)	182
4.	Jeremy Langford (Chi.)	148
5.	Thomas Rawls (Sea.)	147

DEFENSIVE NOTES

MR. 18

In Week 3 last season, LB **Paul Posluszny** recorded a season-high 18 tackles (14 solo), three stops shy of his career high (21 on Dec. 19, 2012 at MIA) and the second-highest single-game total by an NFL player in 2015.

MOST TACKLES IN A SINGLE GAME, NFL, 2015

Rk.	Name (Team)	Date/Opponent	Total
1.	Danny Trevathan (Den.)	11/8/15 at Indianapolis	19
2.	Paul Posluszny (Jax.)	9/27/15 at New England	18
3.	Kam Chancellor (Sea.)	11/15/15 vs. Arizona	17
	D'Qwell Jackson (Ind.)	10/4/15 vs. Jacksonville	17
5.	four players		16

INSIDE LEVERAGE

LB **Paul Posluszny** (133-3) was one of only two NFL LBs with 125-plus tackles and three-plus INTs in 2015, joining T.B.'s **Lavonte David** (147-3). Below is a list of NFL LBs that have registered at least 125 tackles and three INTs in a single season since 2013:

125+ TACKLES & 3+ INTs IN A SINGLE SEASON BY A LINEBACKER, 2013-2015

Year	Player (Team)	Tackles	INTs
2015	Paul Posluszny (Jax.)	133	3
	Lavonte David (T.B.)	147	3
2013	Kiko Alonso (Buf.)	159	4
	Luke Kuechly (Car.)	156	4
	Lavonte David (T.B.)	144	5
	Chad Greenway (Min.)	134	3
	Danny Trevathan (Den.)	125	3

IT'S TACKLE TIME

Dating back to his rookie campaign in 2007, LB **Paul Posluszny** has produced 93 games with seven-or-more tackles, tied for the most such games in the NFL over that span.

MOST GAMES WITH SEVEN-PLUS TACKLES, NFL, 2007-PRESENT

Rk.	Player	Games
1.	Paul Posluszny	93
	D'Qwell Jackson	93
3.	Karlos Dansby	86
4.	Chad Greenway	83
5.	Patrick Willis	78

ALL THE WAY UP

According to Sport Radar 360, LB **Paul Posluszny** has made 1,054 tackles since 2007, the second-most tackles in the NFL over that span.

MOST TACKLES, NFL, 2007-PRESENT

Rk.	Player	Tackles
1.	Chad Greenway	1,057
2.	Paul Posluszny	1,054
3.	D'Qwell Jackson	1,049
4.	David Harris	1,012
5.	Karlos Dansby	1,010

POZ GOES FOR MORE

Tenth-year LB **Paul Posluszny** registered 1.5 sacks when he tackled Colts QB **Andrew Luck** in the first quarter of Jacksonville's Week 4 victory, along with **Josh Johnson**, and again in the third quarter.

This marks the second time in his career Posluszny has recorded more than one sack in a game, the last time registering 2.0 sacks on Dec. 30, 2012 against Tennessee.

BALANCED PLAY POZ

LB **Paul Posluszny** is one of only three active NFL players to record 12-plus sacks and 12-plus INTs since the start of 2007, joining CLE's **Karlos Dansby** (24.0-15) and K.C.'s **Derrick Johnson** (21.0-13).

12+ SACKS & 12+ INTs, NFL, 2007-PRESENT

Player	Sacks	INTs
Paul Posluszny	14.5	15
Karlos Dansby	24.0	15
Derrick Johnson	21.0	14

ON THE RISE

With seven tackles vs. Indianapolis, LB **Paul Posluszny** ranks fourth on the Jaguars' career tackles list.

JAGUARS ALL-TIME TACKLES

Player	Tackles
Daryl Smith (2004-12)	1,089
Donovin Darius (1998-2006)	858
Mike Peterson (2003-08)	837
Paul Posluszny (2011-16)	834
Kevin Hardy (1996-2001)	789
John Henderson (2002-09)	563
Rashean Mathis (2003-12)	554
Akin Ayodele (2002-05)	489

SMITH STANDS OUT

Since becoming a full-time starter in Week 12 in 2014, LB **Telvin Smith** ranks tied for second in the NFL with 223 tackles, trailing only IND's **D'Qwell Jackson** (239).

MOST TACKLES, NFL, WEEK 12 2014 - PRESENT

Rk.	Player (Team)	Total	Solo	Asst.
1.	D'Qwell Jackson (Ind.)	239	141	98
2.	Telvin Smith (Jax.)	223	169	54
	Reshad Jones (Mia.)	223	168	55
4.	Luke Kuechly (Car.)	209	144	65
5.	Jerrell Freeman (Chi.)	202	127	75

TOP OF HIS CLASS

Among NFL players age 25-or-younger in 2015, LB **Telvin Smith** ranked first with 128 tackles (99 solo).

MOST TACKLES BY PLAYER AGE 25-OR-YOUNGER, NFL, 2015

Rk.	Player (Team)	Age	Total	Solo	Asst.
1.	Telvin Smith (Jax.)	24	128	99	29
2.	Luke Kuechly (Car.)	24	118	76	42
3.	Preston Brown (Buf.)	23	117	63	54

Smith produced 227 tackles through the first two years of his NFL career, the most ever by a Jaguars player in his first two seasons.

MOST TACKLES IN FIRST TWO NFL SEASONS in JAGUARS HISTORY

Rk.	Player (Years)	Total	Solo	Asst.
1.	Telvin Smith (2014-15)	227	167	60
2.	Jonathan Cyprien (2013-14)	209	159	50
3.	Akin Ayodele (2002-03)	181	145	36

DEFENSIVE NOTES

SIXES FOR SMITH

LB **Telvin Smith** has registered six-plus tackles in 20 consecutive games (dating back to Week 16 in 2014), the NFL's longest active streak, during which he has totaled 192 tackles (9.6 tackles per game). Smith has ranked first or second on the team in tackles in 10 of his last 12 games played.

MOST CONSECUTIVE GAMES WITH 6+ TACKLES, NFL

Rk.	Player (Team)	Games (Tackles)
1.	Telvin Smith (Jax.)	20 (192)
2.	K.J. Wright (Sea.)	13 (102)
3.	Alex Ogletree (L.A.).....	11 (101)
	Landon Collins (NYG)	11(88)

ALL OR NOTHING

LB **Telvin Smith** joins T.B.'s **Lavonte David**, CAR's **Luke Kuechly**, BAL's **C.J. Mosley**, CAR's **Thomas Davis** and N.E.'s **Jamie Collins** as the only NFL players with 200-plus tackles and multiple FFs, FRs and INTs since the start of 2014.

200+ TACKLES WITH MULTIPLE FORCED FUMBLES, FUMBLE RECOVERIES & INTERCEPTIONS, 2014-PRESENT

Name (Team)	Tackles	Solo	Asst.	FFs	FRs	INTs
Luke Kuechly (Car.)	328	215	113	3	2	6
Lavonte David (T.B.)	314	203	111	7	3	3
C.J. Mosley (Bal.)	274	182	92	2	3	5
Preston Brown (Buf.)	268	154	114	2	4	3
Telvin Smith (Jax.)	259	194	65	3	2	2
Jamie Collins (N.E.)	236	146	90	10	3	5
Thomas Davis (Car.)	229	159	70	6	2	5

DOUBLE THE TROUBLE

LB **Telvin Smith** recorded three double-digit tackling efforts in 2015 (Week 3 at N.E. - 11; Week 5 at T.B. - 14; Week 10 at BAL - 12). Over the last two seasons, the 24-year-old has posted seven games with at least 10 tackles, including a career-high 16 (11 solo) on Dec. 28, 2014 at HOU.

SMITH'S MOST SINGLE-GAME TACKLES, NFL, 2014-15

Rk.	Date/Opponent	Tackles (Solo)
1.	Dec. 28, 2014 at HOU	16 (11)
2.	Dec. 18, 2014 vs. TEN	15 (10)
3.	Oct. 11, 2015 at T.B.....	14 (13)
4.	Nov. 15, 2015 at BAL	12 (5)
	Nov. 23, 2014 at IND	12 (9)
6.	Sept. 27, 2015 at N.E.....	11 (7)
7.	Nov. 30, 2014 at NYG	10 (8)

JAX SACK ATTACK

In Week 4, Jacksonville recorded 6.0 sacks against the Colts, the 12th time in team history to register 6.0-plus sacks in a game. The last time the Jaguars accomplished 6.0 sacks in a game was Nov. 21, 2010 vs. Cleveland. **Yannick Ngakoue** leads the Jaguars with 3.0 sacks through four games this season.

MOST SACKS, JAGUARS, 2016

Rk.	Player	Sacks
1.	Yannick Ngakoue	3.0
2.	Dante Fowler Jr.	2.0
3.	Paul Posluszny.....	1.5

SACK GAME STRONG

The Jacksonville Jaguars defense registered 6.0 sacks against Indianapolis, marking the first time since Week 11 of the 2010 season (vs. Cleveland) that Jacksonville's defense had 6.0-plus sacks in a game. This marks the ninth time the Jaguars defense registered 6.0 sacks or more in a game. The 6.0 sacks were the fourth-most in Jaguars history. Below is a breakdown of the most sacks in a single game in Jaguars history.

MOST SACKS IN A SINGLE GAME IN JAGUARS HISTORY

DATE	Opponent	Sacks
11/7/99	at Atlanta	9.0
11/15/08	at New York Jets	7.0
9/16/07	vs. Atlanta	7.0
10/2/16	vs. Indianapolis	6.0
11/21/10	vs. Cleveland	6.0
10/8/06	vs. New York Jets	6.0
11/6/05	vs. Houston	6.0
10/17/04	vs. Kansas City	6.0
12/3/00	vs. Cleveland	6.0
12/19/99	at Cleveland	6.0
12/21/97	at Oakland	6.0
11/9/97	at Kansas City	6.0

KEEP IT ON THE DL

Since not missing a game beginning in Week 1 of 2013, **Malik Jackson** ranks tied for fifth in the NFL among defensive linemen with 15 passes defensed.

PASSES DEFENSED BY A DEFENSIVE LINEMAN, NFL, 2013-PRESENT

Rk.	Player	PDs
1.	J.J. Watt	25
2.	Jason Pierre-Paul	18
3.	Muhammad Wilkerson	17
	Cameron Heyward	17
5.	Malik Jackson	16
	Carlos Dunlap	16

LAST MINUTE TAKEAWAYS

Since 2013, the Jaguars have had five games in which the defense has recorded at least two INTs in the fourth quarter. They are tied for the most in the NFL with three other teams, New York Giants, New York Jets and Miami Dolphins. The last time this occurred was Week 3 vs. Baltimore, where S **Tashaun Gipson** and LB **Paul Posluszny** each intercepted QB **Joe Flacco** in the fourth quarter.

MULTIPLE INTs IN FOURTH QUARTER BY A TEAM, NFL, 2013-PRESENT

Rk.	Team	Gms	Last Time
1.	Jacksonville	5	2016, W3
	New York Jets	5	2016, W3
	New York Giants	5	2016, W3
	Miami	5	2015, W4
5.	Atlanta	4	2015, W11
	Los Angeles	4	2015, W5

DEFENSIVE NOTES



NO FLY ZONE

Since 2013, FS **Tashaun Gipson** ranks third in the NFL among safeties with 14 interceptions. Gipson recorded his first interception as a Jaguar in Week 3 against the Ravens. Gipson also has two interceptions for a touchdown.

MOST INTERCEPTIONS BY A SAFETY, NFL, 2013-PRESENT

Rk.	Player	Games	INT	TD
T1.	Glover Quin	53	15	1
T1.	Reggie Nelson	52	15	1
3.	Tashaun Gipson	44	14	2
4.	Rashad Johnson	48	12	2
5.	Earl Thomas	52	12	0



NOW WATCH ME CYP'

SS **Johnathan Cyprien** ranks second among NFL safeties in tackles since the start of 2014 (249) and led the team with the most tackles in Week 1 (nine).

MOST TACKLES BY A SAFETY, NFL, 2014-PRESENT

Rk.	Player (Team)	Total	Solo	Asst.
1.	Reshad Jones (Mia.)	260	302	57
2.	Johnathan Cyprien (Jax.)	249	181	68
3.	Barry Church (Dal.)	243	176	67



SEA-NOTE CYP

SS **Johnathan Cyprien** recorded 10 tackles (nine solo) vs. the Ravens in Week 3, his 10th career game with at least 10 tackles.

CYPRIEN'S 10-PLUS TACKLE GAMES

Date	Opponent	Total	Solo	Asst.
9/25/16	vs. Baltimore	10	9	1
1/3/16	at Houston	14	6	8
12/6/15	at Tennessee	11	7	4
11/8/15	at New York Jets	13	7	6
10/4/15	at Indianapolis	14	11	3
12/28/14	at Houston	11	7	4
10/12/14	at Tennessee	14	11	3
10/5/14	vs. Pittsburgh	10	8	2
12/5/13	vs. Houston	10	7	3
10/6/13	at St. Louis	12	12	0



THE YOUNGINS

Since 2008, DEs **Yannick Ngakoue** and **Dante Fowler Jr.** are two of 10 NFL players age 22-or-younger who have recorded at least 2.0 sacks through their first four career games. Ngakoue is the youngest (21 years old) to accomplish the feat and is the only rookie in the NFL this season with 3.0-plus sacks (fellow Jaguars DE **Dante Fowler Jr.** also has 2.0 sacks through his first four career games but is listed as a second-year player after spending the 2015 season on injured reserve).

MOST SACKS THROUGH FIRST FOUR CAREER GAMES BY PLAYER AGE 22-OR-YOUNGER, NFL, 2008-PRESENT

Year	Player (Team)	Age	Sacks
2016	Yannick Ngakoue (Jax.)	21	3.0
2013	Barkevious Mingo (Cle.)	22	3.0
2016	Dante Fowler Jr. (Jax.)	22	2.0
2015	Bud Dupree (Pit.)	22	2.0
2012	Chandler Jones (N.E.)	22	2.0
2011	Thomas Keiser (Car.)	22	2.0
2011	Mason Foster (T.B.)	22	2.0
2011	Von Miller (Den.)	22	2.0
2009	Victor Butler (Dal.)	22	2.0
2008	Kendall Langford (Mia.)	22	2.0



THE SACK STREAK

From Week 2 through Week 4, **Yannick Ngakoue** is one of eight players in the NFL to record at least one sack in each of the last three games, joining ARI's **Chandler Jones** and **Markus Golden**, TEN's **Brian Orakpo**, BUF's **Lorenzo Alexander**, DET's **Kerry Hyder**, WAS's **Trent Murphy** and CIN's **Will Clarke**.



ROOKIE RULES

DE **Yannick Ngakoue** is the sixth rookie in NFL history to record 3.0-plus sacks and at least one INT through their first four career games. Ngakoue is the second-youngest to achieve the feat (**Terrell Suggs**, 2003).

3.0+ SACKS AND AT LEAST ONE INTERCEPTION BY A ROOKIE IN FIRST FOUR CAREER GAMES, NFL

Year	Player (Team)	Age	Sacks	INTs
2016	Yannick Ngakoue (JAX)	21	3.0	1
2011	Thomas Keiser (CAR)	22	3.0	1
2003	Terrell Suggs (BAL)	20	4.0	1
1996	Kevin Hardy (JAX)	23	3.0	1
1987	Tommy Haynes (DAL)	24	3.0	3
1986	Leslie O'Neal (S.D.)	22	3.0	1



THE YANNICK TECHNIQUE

Yannick Ngakoue is one of three players in the NFL with multiple sack-fumbles this season, joining Los Angeles' **Robert Quinn** (two) and Buffalo's **Lorenzo Alexander** (two). Ngakoue leads all rookies in sacks (3.0) and forced fumbles (three) this season.



UNDRAFTED ROOKIES

Since the Jaguars' inaugural season in 1995, there have been 41 undrafted rookies to make the club's opening day roster.

Year	Player
2016	S Jarrod Wilson
2015	LB Thurston Armbrister, RB Corey Grant, CB Nick Marshall
2014	WR Allen Hurns, G Tyler Shatley, OT Josh Wells
2013	DT Abry Jones, LB LaRoy Reynolds, LS Carson Tinker
2012	DB Antwon Blake, WR Kevin Elliott, LB Julian Stanford, C Mike Brewster
2011	OT Cameron Bradfield, WR Jamar Newsome, CB Kevin Rutland
2010	LB Jacob Cutrera, OT Kevin Haslam, DE Aaron Morgan
2009	LB Russell Allen, DE Julius Williams
2008	CB Brian Witherspoon, CB Isaiah Gardner
2007	---
2006	OT Richard Collier, DE Tony McDaniel, RB Montell Owens
2005	G Dan Connolly, RB/KR Derrick Wimbush
2004	TE Brian Jones, CB David Richards
2003	PK Seth Marler, WR Cortez Hankton, DT Matt Leonard
2002	---
2001	RB Elvis Joseph, WR Randal Williams, FB Patick Washington
2000	---
1999	FB Stacey Mack
1998	---
1997	CB Kevin Devine, DE Jabbar Threats
1996	CB Rashid Gayle
1995	TE Gordon Laro

SPECIAL TEAMS NOTES



TOP PERCENT

Second-year K **Jason Myers** has made 33-of-39 (83.3 pct.) career FGs, including 13-of-18 (72.2 pct.) from 40-plus yards. Myers' 83.3 career FG pct. is the highest in Jaguars history among kickers with at least 25 FG attempts. Myers also ranks first in team history with his 72.2 FG pct. on kicks from 40-plus yards (min. five FG attempts from 40-plus yards). Myers has converted 4-of-7 FGs from 50-plus yards, including made kicks from 50 (09/11/16 vs. G.B.), 51 (11/29/15 vs. S.D.), 53 (11/15/15 at BAL), and 58 yards (09/20/15 vs. MIA).

JAGUARS ALL-TIME KICKERS

Name (Years)	Games	XPM/XPA	XP%	FGM/FGA	FG%
Jason Myers (2015-16)	20	41/48	85.4	33/39	84.6
Josh Scobee (2004-14)	168	317/322	98.4	235/291	80.8
John Carney (2007)	8	20/21	95.2	9/11	81.8
Seth Marler (2003)	16	30/30	100.0	20/33	60.6
Danny Boyd (2002)	4	7/7	100.0	5/5	100.0
Richie Cunningham (2002)	1	2/2	100.0	1/1	100.0
Hayden Epstein (2002)	6	13/13	100.0	5/9	55.6
Tim Seder (2002)	5	11/11	100.0	8/12	66.7
Steve Lindsey (1999-2000)	26	5/5	100.0	5/7	71.4
Mike Hollis (1995-2001)	108	239/242	98.8	175/217	80.6



MYERS FOR MAYOR

In Week 2 of the 2015 season, second-year K **Jason Myers** connected on a career-long 58-yard FG, the second-longest FG in franchise history. Myers' 58-yarder tied with **Kyle Brindza** for the third-longest distance made by an NFL kicker in 2015 (STL's **Greg Zuerlein**, 61 yards; DET's **Matt Prater**, 59 yards).

LONGEST FIELD GOAL MADE, JAGUARS HISTORY

Rk.	Name	Date/Opponent	Yds
1.	Josh Scobee	Oct. 3, 2010 vs. IND	59
2.	Jason Myers	Sept. 20, 2015 vs. MIA	58
3.	Josh Scobee	Dec. 15, 2013 vs. BUF	55

LONGEST FIELD GOAL MADE, NFL, 2015

Rk.	Name (Team)	Date/Opponent	Yds
1.	Greg Zuerlein (STL)	Nov. 8, 2015 at CIN	61
2.	Matt Prater (Det.)	Jan. 3, 2016 at CHI	59
3.	Jason Myers (Jax.)	*Sept. 20, 2015 vs. MIA	58
	Kyle Brindza (TB)	Sept. 27, 2015 at HOU	58

* AFC kicker



BIG FOOT

From 11/15/15 to 9/11/16, K **Jason Myers** made 16 consecutive FGs, tied for the third-most consecutive made FGs in Jaguars history. Myers converted three FGs against the Colts.

CONSECUTIVE FGs MADE IN JAGUARS HISTORY

Rank	Name	Dates	FGs
1.	Josh Scobee	Nov. 27, 2011-Nov. 4, 2012	20
1.	Mike Hollis	Nov. 1, 2004-Sept. 19, 1999	20
3.	Mike Hollis	Oct. 12-Nov. 30, 1997	16
3.	Jason Myers	Nov. 15, 2015-Sept. 11, 2016	16
5.	Josh Scobee	Sept. 11-Nov. 15, 2011	15
5.	Josh Scobee	Oct. 1-Nov. 26, 2006	15



BRAD GOES BOOM

P **Brad Nortman's** 43.7 net punting average is fourth among all punters in the NFL and second among all AFC punters.

MOST NET PUNTING AVERAGE, NFL, 2016

Rk.	Player (Team)	Avg.
1.	Sam Martin (DET)	46.6
2.	Patt McAfee (IND)*	44.9
3.	Matt Bosher (ATL)	44.1
4.	Thomas Morstead (N.O.)	43.9
5.	Brad Nortman (JAX)*	43.7

* AFC punter



GOING LONG

P **Brad Nortman** made a crucial 78-yard punt with 2:31 left in the fourth quarter against the Colts in Week 4, which placed the Colts at their own 25-yard line. Nortman's 78-yard punt is the longest in the NFL so far this season and the second-longest in Jaguars history behind **Bryan Barker's** 83-yard punt against the New York Jets on Oct. 11, 1999.



THE GREENE MACHINE

Since 2015, WR **Rashad Greene Sr.'s** 16.7 punt return average leads all NFL players with at least 15 punt returns.

MOST YARDS PER PUNT RETURN, NFL, 2015-PRESENT (min. 15 punt returns)

Rk.	Player (Team)	Avg.
1.	Rashad Greene Sr. (Jax.)	13.8
2.	Eric Weems (Atl.)	12.9
3.	Darren Sproles (Phi.)	11.7



GREENE MEANS GO

WR **Rashad Greene Sr.** returned a punt 73 yards for a touchdown in Week 14 of the 2015 season, becoming the fourth player in Jaguars history to do so.

PUNT RETURN TOUCHDOWNS in JAGUAR HISTORY

Player	Year	Yds returned for TD
Rashad Greene	2015	73
Mike Thomas	2010	78
Bobby Shaw	2002	69
Reggie Barlow	1998,99	85,74

2016 DRAFT CLASS



CB
6-2, 209
SMYRNA, TEN.



#20 JALEN RAMSEY - 1ST ROUND, 5TH OVERALL

COLLEGE: Started all 41 games in three years at Florida State... Finished career with 180 tackles (119 solo), 15.5 tackles for loss, 5.0 sacks, three forced fumbles, two fumble recoveries, 23 passes defended and three INTs... Decided to forgo his final year of eligibility in 2016 and declare for the NFL Draft... Jim Thorpe Award, Bednarik Trophy and Lott IMPACT Trophy semifinalist in 2015... Started all 13 games at outside CB and finished the 2015 season with 52 tackles, 4.0 tackles for loss, 1.0 sack, one fumble recovery and a team-high 10 passes defended... All-ACC First Team, AFCA First Team All-America, Walter Camp First Team All-America, ESPN.com First Team All-America



#44 MYLES JACK - 2ND ROUND, 36TH OVERALL

COLLEGE: Started in all three games he played in 2015 before injuring his knee in practice ... Registered 15 tackles in those three games... Decided to forgo his final year of eligibility in 2016 and declare for the NFL Draft... In 2014 was a starter in all 13 games at LB and finished second on the team with 88 tackles, 8.0 for loss, and seven passes defended... In 2013, saw action in all 13 games with 12 starts, 11 at LB and one at RB ... Was a finalist for the Paul Hornung Award as the nation's most versatile player

LB
6-1, 245
SCOTTSDALE, ARI.



DE
6-4, 252
HOWIE, MD.



#91 YANNICK NGAKOUÉ - 3RD ROUND, 69TH OVERALL

COLLEGE: Set Maryland's single-season sack record (13.5) his final season, breaking a record set by Mark Duda (1982) and Bruce Palmer (1978)... Ranked second nationally in sacks per game (1.13)... Selected First Team All-Big Ten by coaches and media... Decided to forgo his final year of eligibility in 2016 and declare for the NFL Draft... In a game vs. Bowling Green, Ngakoue posted a career-high 3.0 sacks (9/12/15)... Caught his first career interception his freshman year vs. Old Dominion (9/7/13)



#61 SHELDON DAY - 4TH ROUND, 103RD OVERALL

COLLEGE: Registered 45 tackles (33 solo), 15.5 tackles for loss, 4.0 sacks, four passes defended and two forced fumbles in 2015 at Notre Dame... His 15.5 tackles for loss were the most by a Notre Dame player since **Derek Landri** in 2006 ... Recorded at least one tackle for loss in 11 of the team's 13 games... Recorded a career-high nine tackles against Navy (10/10/15)... Named season-long captain at the end of fall camp his junior and senior year... In the BattleFrog Fiesta Bowl vs. Ohio State, Day collected four tackles, one tackle for loss, two passes defended and one forced fumble

DT
6-1, 293
INDIANAPOLIS, IND.

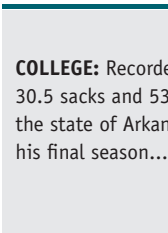


QB
6-2, 217
FAYETTEVILLE, ARK.



#9 BRANDON ALLEN - 6TH ROUND, 201ST OVERALL

COLLEGE: Totaled 7,463 passing yards, which ranks third in Arkansas history... Made 38 career starts at QB, including his final 34 games - the longest streak for an Arkansas QB since joining the SEC in 1992... Finished second in program history in pass completions (583), second in attempts (1,016) and third in completion percentage (57.4)... His 64 career passing TDs is a Razorback record... Ended final season completing 244 of 370 passes for 3,440 yards and 30 passing TDs along with one rushing TD ... His 30 passing TDs in 2015 rank second in single-season school history and second in the SEC



#66 JONATHAN WOODARD - 7TH ROUND, 226TH OVERALL

COLLEGE: Recorded 174 tackles during his four-year career at Central Arkansas... Set Central Arkansas records with 30.5 sacks and 53.0 tackles for loss... Earned the 2015 Dan Hampton Award, given to the best defensive lineman in the state of Arkansas ... Named to the Southland All-Conference First Team ... Had 1.5 sacks in three different games his final season... Totaled 3.5 sacks against Stephen F. Austin (10/4/14) to mark a single-game school record

DE
6-5, 271
BRENTWOOD, TEN.



LAST TIME IT HAPPENED



TEAM

OVERTIME GAME WON

By Jaguars — Jaguars 23, St. Louis 20, 10/18/09
By Opponents — at Indianapolis 16, Jaguars 13, 10/4/15

SHUTOUT

By Jaguars — Jaguars 41, New York Jets 0, 10/8/06
By Opponents — at Seattle 41, Jaguars 0, 10/11/09

SCORELESS FIRST HALF

By Jaguars — Jaguars 0, San Diego 21, 09/18/16
(Final: San Diego 38, Jacksonville 14)
By Opponents — Philadelphia 0, Jacksonville 17, 9/7/14
(Final: Philadelphia 34, Jacksonville 17)

SCORELESS SECOND HALF/OT

By Jaguars — Jaguars 0, Indianapolis 6, 10/4/15
(Final: Indianapolis 16, Jaguars 13)
By Opponents — Cleveland 0, Jaguars 17, 10/19/14
(Final: Jaguars 24, Cleveland 6)

400 TOTAL YARDS

By Jaguars — Jaguars at New Orleans, 412 total yards, 12/27/15
By Opponents — Houston vs. Jaguars, 402 total yards, 1/3/16

500 TOTAL YARDS

By Jaguars — Jaguars vs. Baltimore, 519 total yards, 9/20/98
By Opponents — New Orleans vs. Jaguars, 537 total yards, 12/27/15

50 POINTS SCORED

By Jaguars — Jaguars vs. Indianapolis, 51 points (51-16), 12/13/15
By Opponents — New England vs. Jaguars, 51 points (51-17), 9/27/15



OFFENSE

100 YARDS RUSHING

By Jaguars — T.J. Yeldon vs. Buffalo (115 yards), 10/25/15
By Opponents — Melvin Gordon of San Diego (102 yards), 9/18/16

200 YARDS RUSHING

By Jaguars — Fred Taylor at Pittsburgh (234 yards), 11/19/00
By Opponents — Chris Johnson of Tennessee (228 yards), 11/1/09

300 YARDS PASSING

By Jaguars — Blake Bortles at San Diego (329 yards), 9/18/16
By Opponents — Drew Brees of New Orleans (412 yards), 12/27/15

400 YARDS PASSING

By Jaguars — Mark Brunell vs. St. Louis (421 yards), 9/10/00
By Opponents — Drew Brees of New Orleans (412 yards), 12/27/15

100 YARDS RECEIVING

By Jaguars — Allen Robinson at Houston (108 yards), 1/3/16
By Opponents — Travis Benjamin of San Diego (115 yards), 9/18/16

200 YARDS RECEIVING

By Jaguars — Justin Blackmon at Houston (236 yards), 11/18/12
By Opponents — Josh Gordon of Cleveland (261 yards), 12/01/13

100 YARDS RUSHING IN A HALF

By Jaguars — Maurice Jones-Drew at Tennessee (107 in 2nd half), 12/5/10
By Opponents — Rashard Mendenhall of Pittsburgh (113 in 1st half), 10/16/11

TWO 100-YARD RUSHERS IN SAME GAME

By Jaguars — R. Jennings (109 yards) & M. Jones-Drew (101 yards) vs. Oakland, 12/12/10
By Opponents — None



OFFENSE

100 YARDS RECEIVING IN A HALF

By Jaguars — Allen Robinson at New Orleans (149 in 2nd half), 12/27/15
By Opponents — Brandin Cooks of New Orleans (107 in 1st half), 12/27/15

TWO 100-YARD RECEIVERS IN SAME GAME

By Jaguars — A. Robinson (151 yards, TD) & A. Hurns (106 yards, 2 TDs) at New Orleans, 12/27/15
By Opponents — R. Matthews (115 yards) & J. Landry (110 yards) of Miami, 9/20/15

30 COMPLETIONS IN A GAME

By Jaguars — Blake Bortles at San Diego (31-of-51 passes), 9/18/16
By Opponents — Joe Flacco of Baltimore Ravens (34-of-45 passes), 11/15/15

THREE TOUCHDOWN PASSES

By Jaguars — Blake Bortles at New Orleans, 12/27/15
By Opponents — Philip Rivers of San Diego, 9/18/16

FOUR TOUCHDOWN PASSES

By Jaguars — Blake Bortles at New Orleans, 12/27/15
By Opponents — Philip Rivers of San Diego, 9/18/16

FIVE TOUCHDOWN PASSES

By Jaguars — Blake Bortles at Tennessee, 12/6/15
By Opponents — Drew Brees of New Orleans, 12/27/15

TWO TOUCHDOWN RECEPTIONS

By Jaguars — Allen Robinson vs. Baltimore, 9/25/16
By Opponents — Travis Benjamin of San Diego, 9/18/16

THREE TOUCHDOWN RECEPTIONS

By Jaguars — Allen Robinson at Tennessee, 12/6/15
By Opponents — Randy Moss of New England, 12/27/09

TWO TOUCHDOWNS RUSHING

By Jaguars — Denard Robinson vs. Jacksonville, 11/9/14
By Opponents — Tim Hightower of New Orleans, 12/27/15

THREE TOUCHDOWNS RUSHING

By Jaguars — Maurice Jones-Drew vs. St. Louis, 10/18/09
By Opponents — LeGarrette Blount of New England, 9/27/15

LAST TIME IT HAPPENED



DEFENSE

INTERCEPTED PASS RETURNED FOR A TOUCHDOWN

By Jaguars — Telvin Smith (26 yards) vs. Buffalo, 10/25/15
By Opponents — Kareem Jackson of Houston (27 yards), 1/3/16

FUMBLE RETURNED FOR A TOUCHDOWN

By Jaguars — Andre Branch vs. Indianapolis (49 yards), 12/13/15
By Opponents — Wesley Woodyard of Tennessee (3 yards), 12/6/15

TWO FORCED FUMBLES

By Jaguars — Andre Branch at Philadelphia, 9/7/14
By Opponents — John Abraham of Atlanta, 12/15/11

TWO SACKS

By Jaguars — Dante Fowler Jr. at San Diego (2.0), 9/18/16
By Opponents — Melvin Ingram of San Diego (2.0), 9/18/16

THREE SACKS

By Jaguars — Chris Clemons at Indianapolis (3.0), 11/23/14
By Opponents — W. Mercilus (3.5) & J. Watt of Houston (3.0), 1/3/16

TWO INTERCEPTIONS

By Jaguars — Davon House at Baltimore, 11/15/15
By Opponents — Casey Hayward of San Diego, 9/18/16

SAFETY

By Jaguars — Holding penalty on Dallas' K. Wilber enforced in the end zone, 11/9/14
By Opponents — J.J. Watt of Houston (Sacked QB B. Bortles in the end zone), 12/29/14



SPECIAL TEAMS

FIVE FIELD GOALS

By Jaguars — Josh Scobee at Buffalo, 10/10/10
By Opponents — Jeff Reed of Pittsburgh, 12/1/02 (six field goals)

50-YARD FIELD GOAL

By Jaguars — Jason Myers vs. Green Bay (50 yards), 9/11/16
By Opponents — Adam Vinatieri of Indianapolis (53 yards), 10/2/16

KICKOFF RETURN FOR A TOUCHDOWN

By Jaguars — Maurice Jones-Drew (100 yards) at New Orleans, 11/4/07
By Opponents — Tyjaun Hagler of Indianapolis (41 yards), 12/19/10

PUNT RETURN FOR A TOUCHDOWN

By Jaguars — Rashad Greene (73 yards) vs. Indianapolis, 12/13/15
By Opponents — Darius Reynaud of Tennessee (81 yards), 12/30/12

BLOCKED FIELD GOAL ATTEMPT

By Jaguars — Tyson Alualu at New Orleans (Kai Forbath), 9/27/15
By Opponents — Brent Urban of Baltimore (Jason Myers), 9/25/16

BLOCKED FIELD GOAL RETURNED FOR A TOUCHDOWN

By Jaguars — Chris Hudson (58 yards) vs. Pittsburgh, 9/22/97
By Opponents — Antrel Rolle of Arizona (83 yards), 9/20/09

BLOCKED PUNT RETURNED FOR A TOUCHDOWN

By Jaguars — Mike Harris (19 yards) at Tennessee, 12/30/12
By Opponents — Kamar Aiken of Baltimore (11 yards), 12/14/14

BLOCKED PUNT

By Jaguars — Hayes Pullard III vs. San Diego, 11/29/15
By Opponents — Darian Stewart of Baltimore (Bryan Anger), 12/14/14

BLOCKED EXTRA POINT

By Jaguars — Tony Brackens vs. Cincinnati (Doug Pelfrey), 10/5/97
By Opponents — Bernard Pollard of Tennessee (Josh Scobee), 12/22/13

TWO-POINT CONVERSION MADE

By Jaguars — B. Bortles pass to C. Harbor at New Orleans, 12/27/15
By Opponents — J. Winston pass to V. Jackson of Tampa Bay, 10/11/15

TWO-POINT CONVERSION FAILED

By Jaguars — Blake Bortles at New Orleans (pass failed), 12/27/15
By Opponents — Joe Flacco of Baltimore (pass failed), 11/15/15

RECOVERED OWN ONSIDE KICK

By Jaguars — at Baltimore (J. Cyprien), 12/14/14
By Opponents — vs. Houston (Q. Demps), 12/27/11

JAGUARS 2016 REPORT

JACKSONVILLE JAGUARS / WEEK 5 / THROUGH SUNDAY, OCTOBER 9, 2016

WON 1, LOST 3			* RUSHING	No.	Yds	Avg	Long	TD
09/11 L 23-27	Green Bay	63,179	Yeldon	48	155	3.2	15	1
09/18 L 14-38	at San Diego	52,165	Bortles	15	89	5.9	24	1
09/25 L 17-19	Baltimore	60,127	Ivory	20	43	2.2	13	0
10/02 W 30-27	Indianapolis	83,764	D. Robinson	4	14	3.5	7	0
10/16	at Chicago		TEAM	87	301	3.5	24	2
10/23	Oakland		OPPONENTS	107	423	4.0	28	4
10/27	at Tennessee		* RECEIVING	No.	Yds	Avg	Long	TD
11/06	at Kansas City		A. Robinson	21	238	11.3	35	3
11/13	Houston		Yeldon	18	97	5.4	16	0
11/20	at Detroit		Lee	16	169	10.6	22	0
11/27	at Buffalo		Hurns	15	226	15.1	42t	1
12/04	Denver		Thomas	11	148	13.5	24	1
12/11	Minnesota		Lewis	8	97	12.1	37	1
12/18	at Houston		Greene	3	24	8.0	9	0
12/24	Tennessee		Benn	2	10	5.0	9	0
01/01	at Indianapolis		Grant	1	15	15.0	15t	1

	Jax	Opp.	Sterling	1	10	10.0	10	0			
TOTAL FIRST DOWNS	77	84	Ivory	1	9	9.0	9	0			
Rushing	18	26	D. Robinson	1	7	7.0	7	0			
Passing	50	42	TEAM	98	1050	10.7	42t	7			
Penalty	9	16	OPPONENTS	93	867	9.3	64t	8			
3rd Down: Made/Att	15/53	26/57	* INTERCEPTIONS	No.	Yds	Avg	Long	TD			
3rd Down Pct.	28.3	45.6	Gipson	1	30	30.0	30	0			
4th Down: Made/Att	5/7	2/4	Ngakoue	1	9	9.0	9	0			
4th Down Pct.	71.4	50.0	Posluszny	1	0	0.0	0	0			
POSSESSION AVG.	28:12	31:48	TEAM	3	39	13.0	30	0			
TOTAL NET YARDS	1283	1218	OPPONENTS	6	52	8.7	31	0			
Avg. Per Game	320.8	304.5	* PUNTING	No.	Yds	Avg	Net	TB	In	Lg	B
Total Plays	259	260	Nortman	17	822	48.4	43.7	2	7	78	0
Avg. Per Play	5.0	4.7	TEAM	17	822	48.4	43.7	2	7	78	0
NET YARDS RUSHING	301	423	OPPONENTS	16	749	46.8	40.2	1	3	56	0
Avg. Per Game	75.3	105.8	* PUNT RETURNS	Ret	FC	Yds	Avg	Long	TD		
Total Rushes	87	107	Greene	10	2	86	8.6	42	0		
NET YARDS PASSING	982	795	TEAM	10	2	86	8.6	42	0		
Avg. Per Game	245.5	198.8	OPPONENTS	5	3	39	7.8	14	0		
Sacked/Yards Lost	12/68	12/72	* KICKOFF RETURNS	No.	Yds	Avg	Long	TD			
Gross Yards	1050	867	Grant	12	256	21.3	32	0			
Att./Completions	160/98	141/93	Benn	1	0	0.0	0	0			
Completion Pct.	61.3	66.0	TEAM	13	256	19.7	32	0			
Had Intercepted	6	3	OPPONENTS	3	81	27.0	39	0			
PUNTS/AVERAGE	17/48.4	16/46.8	* FIELD GOALS	1-19	20-29	30-39	40-49	50+			
NET PUNTING AVG.	17/43.7	16/40.2	Myers	0/ 0	2/ 2	1/ 1	3/ 3	1/3			
PENALTIES/YARDS	41/392	23/183	TEAM	0/ 0	2/ 2	1/ 1	3/ 3	1/3			
FUMBLES/BALL LOST	3/1	5/2	OPPONENTS	0/ 0	3/ 3	1/ 1	3/ 3	2/2			
TOUCHDOWNS	9	12	Myers: (26G, 39G, 50G) (54N) (49G, 52B) (22G, 46G, 49G)								
Rushing	2	4	OPP: (25G, 20G) (25G) (43G, 42G, 37G, 53G) (53G, 49G)								
Passing	7	8									
Returns	0	0									

* SCORE BY PERIODS	Q1	Q2	Q3	Q4	OT	PTS	
TEAM	14	27	16	27	0	84	
OPPONENTS	24	37	20	30	0	111	
* SCORING	TD-Ru	Pa	Rt	K-PAT	FG	S	PTS
Myers	0	0	0	9/ 9	7/ 9	0	30
A. Robinson	3	0	3	0	0	0	18
Bortles	1	1	0	0	0	0	6
Grant	1	0	1	0	0	0	6
Hurns	1	0	1	0	0	0	6
Lewis	1	0	1	0	0	0	6
Thomas	1	0	1	0	0	0	6
Yeldon	1	1	0	0	0	0	6
TEAM	9	2	7	0	9/ 9	7/ 9	84
OPPONENTS	12	4	8	0	12/12	9/ 9	111
2-Pt Conv: TM	0-0,	OPP	0-0				
SACKS: Ngakoue	3,	Fowler	2,	Posluszny	1.5,		
Alualu	1,	Jackson	1,	Marks	1,	Odrick	1,
C. Smith	1,	Johnson	0.5,	TM	12,	OPP	12
FUM/LOST: Bortles	1/1,	A. Robinson	1/0,				
Yeldon	1/0						

* PASSING	Att	Cmp	Yds	Cmp%	Yds/Att	TD	TD%	Int	Int%	Long	Sack/Lost	Rating
Bortles	160	98	1050	61.3	6.56	7	4.4	6	3.8	42t	12/ 68	79.4
TEAM	160	98	1050	61.3	6.56	7	4.4	6	3.8	42t	12/ 68	79.4
OPPONENTS	141	93	867	66.0	6.15	8	5.7	3	2.1	64t	12/ 72	92.7

JAGUARS 2016 DEFENSE REPORT

<u>Player</u>	<u>Solo</u>	<u>Ast</u>	<u>Comb</u>	<u>Sack</u>	<u>Sk Yds</u>	<u>TFL</u>	<u>QH</u>	<u>Int</u>	<u>PD</u>	<u>FF</u>	<u>FR</u>
Paul Posluszny	25	10	35	1.5	17	1	2	1	1	0	0
Telvin Smith	27	5	32	0	0	6	0	0	2	0	0
Johnathan Cyprien	27	4	31	0	0	0	0	0	0	0	1
Jalen Ramsey	16	2	18	0	0	1	1	0	0	0	0
Dante Fowler	10	2	12	2	12	3	4	0	2	0	0
Davon House	10	2	12	0	0	0	0	0	0	0	0
Tashaun Gipson	10	0	10	0	0	0	0	1	1	0	0
Yannick Ngakoue	8	2	10	3	15	1	3	1	1	3	0
Malik Jackson	8	1	9	1	8	2	4	0	1	0	0
Roy Miller	6	0	6	0	0	1	1	0	0	0	0
Myles Jack	5	1	6	0	0	0	0	0	1	0	0
Prince Amukamara	5	0	5	0	0	1	0	0	1	0	0
Dwayne Gratz	5	0	5	0	0	0	0	0	0	0	0
Jared Odrick	3	2	5	1	0	0	1	0	0	0	0
Josh Johnson	3	2	5	0.5	5	0	1	0	1	0	0
Sen'Derrick Marks	4	0	4	1	3	2	3	0	0	0	0
Tyson Alualu	2	2	4	1	8	1	1	0	0	0	0
Sheldon Day	3	0	3	0	0	2	0	0	0	0	0
Abry Jones	1	2	3	0	0	0	0	0	0	0	0
Chris Smith	2	0	2	1	4	1	1	0	0	0	0
Dan Skuta	2	0	2	0	0	0	0	0	0	0	0
Hayes Pullard	1	1	2	0	0	0	0	0	0	0	0
Team Totals	183	38	221	12	72	22	22	3	11	3	1



ROSTER INFORMATION
REGULAR SEASON WEEK 6 - AT CHICAGO

JAGUARS 2016 ALPHABETICAL ROSTER

NO	NAME	POS	HT	WT	DOB	AGE	EXP	COLLEGE	HOMETOWN	HOW ACQ
10	Allen, Brandon	QB	6-2	219	9/5/92	24	R	Arkansas	Fayetteville, Ark.	D6b-'16
93	Alualu, Tyson	DE	6-3	304	5/12/87	29	7	California	Honolulu, Hawaii	D1-'10
21	Amukamara, Prince	CB	6-0	202	6/6/89	27	6	Nebraska	Leominster, Mass.	UFA (NYG)-'16
68	Beachum, Kelvin	OT	6-3	316	6/8/89	27	5	Southern Methodist	Mexia, Texas	UFA (Pit.)-'16
17	Benn, Arrelious	WR	6-2	222	9/8/88	28	6	Illinois	Washington, D.C.	FA-'16
5	Bortles, Blake	QB	6-5	239	4/28/92	24	3	Central Florida	Oviedo, Fla.	D1-'14
59	Brown, Arthur	LB	6-0	240	6/17/90	26	4	Kansas State	Wichita, Kan.	W (Bal.)-'16
60	Cann, A.J.	G	6-3	317	10/23/91	24	2	South Carolina	Bamberg, S.C.	D3-'15
22	Colvin, Aaron	CB	6-0	193	10/2/91	25	3	Oklahoma	Tulsa, Okla.	D4-'14
37	Cyprien, Johnathan	S	6-0	217	7/29/90	26	4	Florida International	North Miami Beach, Fla.	D2-'13
92	Day, Sheldon	DT	6-1	285	7/1/94	22	R	Notre Dame	Indianapolis, Ind.	D4-'16
56	Fowler Jr., Dante	DE	6-3	250	8/3/94	22	2	Florida	St. Petersburg, Fla.	D1-'15
39	Gipson, Tashaun	FS	5-11	210	8/7/90	26	5	Wyoming	Dallas, Texas	UFA (Cle.)-'16
30	Grant, Corey	RB	5-11	204	12/19/91	24	2	Auburn	Opelika, Ala.	FA-'15
13	Greene Sr., Rashad	WR	5-11	190	9/23/92	24	2	Florida State	Albany, Ga.	D5-'15
79	Harris, Bryce	OL	6-6	300	1/16/89	27	4	Fresno State	Bakersfield, Calif.	FA-'16
7	Henne, Chad	QB	6-3	219	7/2/85	31	9	Michigan	Wyomissing, Pa.	UFA (Mia.)-'12
31	House, Davon	CB	6-0	200	7/10/89	27	6	New Mexico State	Palmdale, Calif.	UFA (G.B.)-'15
88	Hurns, Allen	WR	6-3	201	11/12/91	24	3	Miami (Fla.)	Miami, Fla.	FA-'14
33	Ivory, Chris	RB	6-0	224	3/22/88	28	7	Tiffin	Longview, Texas	UFA (NYJ)-'16
44	Jack, Myles	LB	6-1	247	9/3/95	21	R	UCLA	Scottsdale, Ariz.	D2-'16
90	Jackson, Malik	DL	6-5	300	1/11/90	26	5	Tennessee	Van Nuys, Calif.	UFA (Den.)-'16
29	Johnson, Josh	CB	5-10	195	9/10/90	26	1	Purdue	Dade City, Fla	FA-'16
95	Jones, Abry	DT	6-4	318	9/8/91	25	4	Georgia	Warner Robins, Ga.	FA-'13
83	Koyack, Ben	TE	6-5	269	4/9/93	23	1	Notre Dame	Oil City, Pa.	D7-'15
11	Lee, Marqise	WR	6-0	200	11/25/91	24	3	Southern California	Inglewood, Calif.	D2-'14
89	Lewis, Mercedes	TE	6-6	280	5/19/84	32	11	UCLA	Long Beach, Calif.	D1-'06
65	Linder, Brandon	C	6-6	309	1/25/92	24	3	Miami (Fla.)	Southwest Ranches, Fla.	D3-'14
99	Marks, Sen'Derrick	DT	6-2	309	2/23/87	29	8	Auburn	Mobile, Ala.	UFA (Ten.)-'13
97	Miller III, Roy	DT	6-2	318	7/9/87	29	8	Texas	Killeen, Texas	UFA (T.B.)-'13
2	Myers, Jason	K	5-10	195	5/12/91	25	2	Marist	Chula Vista, Calif.	FA-'15
91	Ngakoué, Yannick	DE	6-2	246	3/31/95	21	R	Maryland	Bowie, Md.	D3-'16
3	Nortman, Brad	P	6-2	218	9/12/89	27	5	Wisconsin	Brookfield, Wis.	UFA (Car.)-'16
75	Odrick, Jared	DL	6-5	298	12/31/87	28	7	Penn State	Lebanon County, Pa.	UFA (Mia.)-'15
77	Omameh, Patrick	OL	6-4	316	12/29/89	26	4	Michigan	Columbus, Ohio	FA-'16
78	Parnell, Jermeý	OT	6-6	323	7/20/86	30	6	Mississippi	Blytheville, Ark.	UFA (Dal.)-'15
51	Posluszny, Paul	LB	6-2	232	10/10/84	32	10	Penn State	Aliquippa, Pa.	UFA (Buf.)-'11
52	Pullard III, Hayes	LB	6-0	233	4/18/92	24	2	Southern California	Los Angeles, Calif.	PS (Cle.)-'15
20	Ramsey, Jalen	CB	6-2	211	10/24/94	21	R	Florida State	Smyrna, Tenn.	D1-'16
64	Reed, Chris	G	6-5	310	7/22/92	24	1	Minnesota State	Omaha, Neb.	FA-'15
15	Robinson, Allen	WR	6-3	218	8/24/93	23	3	Penn State	Southfield, Mich.	D2a-'14
16	Robinson, Denard	RB	6-0	213	9/22/90	26	4	Michigan	Deerfield Beach, Fla.	D5-'13
69	Shatley, Tyler	G	6-3	306	5/5/91	25	2	Clemson	Icard, N.C.	FA-'14
55	Skuta, Dan	LB	6-2	252	4/21/86	30	8	Grand Valley State	Flint, Mich.	UFA (S.F.)-'15
98	Smith, Chris	DE	6-1	262	2/11/92	24	3	Arkansas	Mount Ulla, N.C.	D5b-'14
50	Smith, Telvin	LB	6-3	218	4/11/91	25	3	Florida State	Valdosta, Ga.	D5a-'14
87	Sterling, Neal	TE	6-4	254	1/14/92	24	2	Monmouth	Belmar, N.J.	D7a-'15
80	Thomas, Julius	TE	6-5	256	6/27/88	28	6	Portland State	Stockton, Calif.	UFA (Den.)-'15
25	Thompson, Peyton	FS	5-10	189	9/26/90	26	2	San Jose State	Sacramento, Calif.	FA-'14
46	Tinker, Carson	LS	6-0	239	11/15/89	26	4	Alabama	Murfreesboro, Tenn.	FA-'13
81	Walters, Bryan	WR	6-0	195	11/4/87	28	5	Cornell	Bothell, Wash.	FA-'16
47	Wilson, Jarrod	S	6-2	209	2/9/94	22	R	Michigan	Arkon, Ohio	FA-'16
24	Yeldon, T.J.	RB	6-1	223	10/2/93	23	2	Alabama	Daphne, Ala.	D2-'15

Head Coach: Gus Bradley

Assistants: John Benton (assistant offensive line), Daniel Bullocks (assistant defensive backs), John Donovan (offensive quality control) Nathaniel Hackett (quarterbacks), Alex Hampton (strength associate), Scottie Hazelton (assistant linebackers), Monte Kiffin (defensive assistant), Jess Langvardt (strength associate), Mike Mallory (special teams coordinator), Doug Marrone (assistant head coach-offense/offensive line), Ron Middleton (tight ends/assistant special teams), Tom Myslinski (strength and conditioning coordinator), Chris O'Hara (offensive coaches associate), Greg Olson (offensive coordinator), Mike Rutenberg (defensive assistant), Robert Saleh (linebackers), Cedric Scott (assistant strength coach), Dan Shamash (defensive quality control), Kelly Skipper (running backs), Matt Smiley (assistant special teams coach), Tony Sorrentino (assistant wide receivers coach), Jerry Sullivan (wide receivers), DeWayne Walker (defensive backs), Todd Wash (defensive coordinator), Aaron Whitecotton (assistant defensive line), Tyler Wolf (assistant to head coach).

JAGUARS 2016 NUMERICAL ROSTER

10/11/2016

NO	NAME	POS	HT	WT	DOB	AGE	EXP	COLLEGE	HOMETOWN	HOW ACQ
2	Jason Myers	K	5-10	195	5/12/91	25	2	Marist	Chula Vista, Calif.	FA-'15
3	Brad Nortman	P	6-2	218	9/12/89	27	5	Wisconsin	Brookfield, Wis.	UFA (Car.)-'16
5	Blake Bortles	QB	6-5	239	4/28/92	24	3	Central Florida	Oviedo, Fla.	D1-'14
7	Chad Henne	QB	6-3	219	7/2/85	31	9	Michigan	Wyomissing, Pa.	UFA (Mia.)-'12
10	Brandon Allen	QB	6-1	219	9/5/92	24	R	Arkansas	Fayetteville, Ark.	D6b-'16
11	Marqise Lee	WR	6-0	200	11/25/91	24	3	Southern California	Inglewood, Calif.	D2-'14
13	Rashad Greene Sr.	WR	5-11	190	9/23/92	24	2	Florida State	Albany, Ga.	D5-'15
15	Allen Robinson	WR	6-3	218	8/24/93	23	3	Penn State	Southfield, Mich.	D2a-'14
16	Denard Robinson	RB	6-0	213	9/22/90	26	4	Michigan	Deerfield Beach, Fla.	D5-'13
17	Arrelious Benn	WR	6-2	222	9/8/88	28	6	Illinois	Washington, D.C.	FA-'16
20	Jalen Ramsey	CB	6-1	211	10/24/94	21	R	Florida State	Smyrna, Tenn.	D1-'16
21	Prince Amukamara	CB	6-0	202	6/6/89	27	6	Nebraska	Leominster, Mass.	UFA (NYG.)-'16
22	Aaron Colvin	CB	6-0	193	10/2/91	25	3	Oklahoma	Tulsa, Okla.	D3-'14
24	T.J. Yeldon	RB	6-1	223	10/2/93	23	2	Alabama	Daphne, Ala.	D2-'15
25	Peyton Thompson	FS	5-10	189	9/26/90	26	2	San Jose State	Sacramento, Calif.	FA-'14
29	Josh Johnson	DB	5-10	195	9/10/90	26	1	Purdue	Dade City, Fla.	FA-'16
30	Corey Grant	RB	5-11	204	12/19/91	24	2	Auburn	Opelika, Ala.	FA-'15
31	Davon House	CB	6-0	200	7/10/89	27	6	New Mexico State	Palmdale, Calif.	UFA (G.B.)-'15
33	Chris Ivory	RB	6-0	224	3/22/88	28	7	Tiffin	Longview, Texas	UFA (NYJ.)-'16
37	Johnathan Cyprien	S	6-0	217	7/29/90	26	4	Florida International	North Miami Beach, Fla.	D2-'13
39	Tashuan Gipson	FS	5-11	210	8/7/90	26	5	Wyoming	Dallas, Texas	UFA (Cle.)-'16
44	Myles Jack	LB	6-1	247	9/3/95	21	R	UCLA	Scottsdale, Ariz.	D2-'16
46	Carson Tinker	LS	6-0	239	11/15/89	26	4	Alabama	Murfreesboro, Tenn.	FA-'13
47	Jarrold Wilson	S	6-2	209	1/23/94	22	R	Michigan	Arkon, Ohio	FA-'16
50	Telvin Smith	LB	6-3	218	4/11/91	25	3	Florida State	Valdosta, Ga.	D5a-'14
51	Paul Posluszny	LB	6-2	232	10/10/84	32	10	Penn State	Aliquippa, Pa.	UFA (Buf.)-'11
52	Hayes Pullard III	LB	6-0	233	4/18/92	24	2	Southern California	Los Angeles, Calif.	PS (Cle.)-'15
55	Dan Skuta	LB	6-2	252	4/21/86	30	8	Grand Valley State	Flint, Mich.	UFA (S.F.)-'15
56	Dante Fowler Jr.	DE	6-3	250	8/3/94	22	2	Florida	St. Petersburg, Fla.	D1-'15
59	Arthur Brown	LB	6-0	240	6/17/90	26	4	Kansas State	Wichita, Kan.	W (Bal.)-'16
60	A.J. Cann	G	6-3	317	10/23/91	24	2	South Carolina	Bamberg, S.C.	D3-'15
64	Chris Reed	G	6-5	310	7/22/92	24	1	Minnesota State	Omaha, Neb.	FA-'15
65	Brandon Linder	C	6-6	309	1/25/92	24	3	Miami (Fla.)	Southwest Ranches, Fla.	D3-'14
68	Kelvin Beachum	OT	6-3	316	6/8/89	27	5	Southern Methodist	Mexia, Texas	UFA (Pit.)-'16
69	Tyler Shatley	G	6-3	306	5/5/91	25	2	Clemson	Icard, N.C.	FA-'14
75	Jared Odrick	DL	6-5	298	12/31/87	28	7	Penn State	Lebanon County, Pa.	UFA (Mia.)-'15
77	Patrick Omoreh	OL	6-4	316	12/29/89	26	4	Michigan	Columbus, Ohio	FA-'16
78	Jermey Parnell	OT	6-6	323	7/20/86	30	7	Mississippi	Blytheville, Ark.	UFA (Dal.)-'15
79	Bryce Harris	OL	6-6	300	1/16/89	27	4	Fresno State	Bakersfield, Calif.	FA-'16
80	Julius Thomas	TE	6-5	256	6/27/88	28	6	Portland State	Stockton, Calif.	UFA (Den.)-'15
81	Bryan Walters	WR	6-0	195	11/4/87	28	5	Cornell	Bothell, Wash.	UFA (Sea.)-'15
83	Ben Koyack	TE	6-5	269	4/9/93	23	1	Notre Dame	Oil City, Pa.	D7-'15
87	Neal Sterling	TE	6-4	254	1/14/92	24	2	Monmouth	Belmar, N.J.	D7a-'15
88	Allen Hurns	WR	6-3	201	11/12/91	24	3	Miami (Fla.)	Miami, Fla.	FA-'14
89	Mercedes Lewis	TE	6-6	280	5/19/84	32	11	UCLA	Long Beach, Calif.	D1-'06
90	Malik Jackson	DL	6-5	300	1/11/90	26	5	Tennessee	Van Nuys, Calif.	UFA (Den.)-'16
91	Yannick Ngakoue	DE	6-2	246	3/31/95	21	R	Maryland	Bowie, Md.	D3-'16
92	Sheldon Day	DT	6-1	285	7/1/94	22	R	Notre Dame	Indianapolis, Ind.	D4-'16
93	Tyson Alualu	DE	6-3	304	5/12/87	29	7	California	Honolulu, Hawaii	D1-'10
95	Abry Jones	DT	6-4	318	9/8/91	25	4	Georgia	Warner Robins, Ga.	FA-'13
97	Roy Miller III	DT	6-2	318	7/9/87	29	8	Texas	Killeen, Texas	UFA (T.B.)-'13
98	Chris Smith	DE	6-1	262	2/11/92	24	3	Arkansas	Mount Ulla, N.C.	D5b-'14
99	Sen'Derrick Marks	DT	6-2	309	2/23/87	29	8	Auburn	Mobile, Ala.	UFA (Ten.)-'13

Practice Squad

14	Shane Wynn	WR	5-6	166	11/15/92	23	1	Indiana	Cleveland, Ohio	PS-'16
18	Rashad Lawrence	WR	6-2	203	6/10/92	24	1	Northwestern	Orlando, Fla.	PS-'16
34	Bronson Hill	RB	5-10	215	1/2/93	23	1	Eastern Michigan	Grand Rapids, Mich.	PS-'16
35	Akeem Davis	DB	6-1	200	12/25/89	26	3	Memphis	Laurel, Miss.	PS-'16
41	Nick Marshall	CB	6-1	205	6/30/92	24	2	Auburn	Pineview, Ga.	PS-'16
48	Alex Ellis	TE	6-4	253	2/10/93	23	R	Tennessee	Salisbury, Md.	PS-'16
53	Sean Porter	LB	6-1	231	1/12/91	25	3	Texas A&M	Schertz, Texas	PS-'16
67	Rashod Hill	OT	6-6	303	1/25/94	22	R	Southern Mississippi	Jacksonville, Fla.	PS-'16
73	Jermiah Poutasi	OL	6-5	335	8/7/15	1	2	Utah	Las Vegas, Nev.	PS-'16
94	Richard Ash	DT	6-3	325	8/4/92	24	1	Western Michigan	Pahokee, Fla.	PS-'16

JAGUARS BY EXPERIENCE

NO	NAME	POS	HT	WT	DOB	AGE	EXP	COLLEGE	HOMETOWN
11th Year (1)									
89	Lewis, Mercedes	TE	6-6	280	5/19/84	32	11	UCLA	Long Beach, Calif.
10th Year (1)									
51	Posluszny, Paul	LB	6-2	232	10/10/84	32	10	Penn State	Aliquippa, Pa.
9th Year (1)									
7	Henne, Chad	QB	6-3	219	7/2/85	31	9	Michigan	Wyomissing, Pa.
8th Year (3)									
99	Marks, Sen'Derrick	DT	6-2	309	2/23/87	29	8	Auburn	Mobile, Ala.
97	Miller III, Roy	DT	6-2	318	7/9/87	29	8	Texas	Killeen, Texas
55	Skuta, Dan	LB	6-2	252	4/21/86	30	8	Grand Valley State	Burton, Mich.
7th Year (2)									
93	Alualu, Tyson	DE	6-3	304	5/12/87	29	7	California	Honolulu, Hawaii
33	Ivory, Chris	RB	6-0	224	3/22/88	28	7	Tiffin	Longview, Texas
6th Year (6)									
21	Amukamara, Prince	CB	6-0	202	6/6/89	27	6	Nebraska	Leominster, Mass.
17	Benn, Arrelious	WR	6-2	222	9/8/88	28	6	Illinois	Washington, D.C.
31	House, Davon	CB	6-0	200	7/10/89	27	6	New Mexico State	Palmdale, Calif.
75	Odrick, Jared	DL	6-5	298	12/31/87	28	6	Penn State	Lebanon County, Pa.
78	Parnell, Jermey	OT	6-6	323	7/20/86	30	6	Mississippi	Blytheville, Ark.
80	Thomas, Julius	TE	6-5	256	6/27/88	28	6	Portland State	Stockton, Calif.
5th Year (5)									
68	Beachum, Kelvin	OT	6-3	316	6/8/89	27	5	Southern Methodist	Mexia, Texas
39	Gipson, Tashaun	FS	5-11	210	8/7/90	26	5	Wyoming	Dallas, Texas
90	Jackson, Malik	DL	6-5	300	1/11/90	26	5	Tennessee	Van Nuys, Calif.
3	Nortman, Brad	P	6-2	218	9/12/89	27	5	Wisconsin	Brookfield, Wis.
81	Walters, Bryan	WR	6-0	195	11/4/87	28	5	Cornell	Bothell, Wash.
4th Year (7)									
59	Brown, Arthur	LB	6-0	240	6/17/90	26	4	Kansas State	Wichita, Kan.
37	Cyprien, Johnathan	S	6-0	217	7/29/90	26	4	Florida International	N. Miami Beach, Fla.
79	Harris, Bryce	OL	6-6	300	1/16/89	27	4	Fresno State	Bakersfield, Calif.
95	Jones, Abry	DT	6-4	318	9/8/91	25	4	Georgia	Warner Robins, Ga.
77	Omameh, Patrick	OL	6-4	316	12/29/89	26	4	Michigan	Columbus, Ohio
16	Robinson, Denard	RB	6-0	213	9/22/90	26	4	Michigan	Deerfield Beach, Fla.
46	Tinker, Carson	LS	6-0	239	11/15/89	26	4	Alabama	Murfreesboro, Tenn.
3rd Year (8)									
5	Bortles, Blake	QB	6-5	239	4/28/92	24	3	Central Florida	Oviedo, Fla.
22	Colvin, Aaron	CB	6-0	193	10/2/91	25	3	Oklahoma	Tulsa, Okla.
88	Hurns, Allen	WR	6-3	201	11/12/91	24	3	Miami (Fla.)	Miami, Fla.
11	Lee, Marqise	WR	6-0	200	11/25/91	24	3	Southern California	Inglewood, Calif.
65	Linder, Brandon	G	6-6	309	1/25/92	24	3	Miami (Fla.)	Southwest Ranches, Fla.
15	Robinson, Allen	WR	6-3	218	8/24/93	28	3	Penn State	Southfield, Mich.
98	Smith, Chris	DE	6-1	262	2/11/92	24	3	Arkansas	Mount Ulla, N.C.
50	Smith, Telvin	LB	6-3	218	4/11/91	25	3	Florida State	Valdosta, Ga.
2nd Year (10)									
60	Cann, A.J.	G	6-2	317	10/23/91	24	2	South Carolina	Bamberg, S.C.
56	Fowler Jr., Dante	DE	6-3	250	8/3/94	22	2	Florida	St. Petersburg, Fla.
30	Grant, Corey	RB	5-11	204	12/19/91	24	2	Auburn	Opelika, Ala.
13	Greene Sr., Rashad	WR	5-11	190	9/23/92	24	2	Florida State	Albany, Ga.
2	Myers, Jason	K	5-10	195	5/12/91	25	2	Marist	Chula Vista, Calif.
52	Pullard III, Hayes	LB	6-0	233	4/18/92	24	2	Southern California	Los Angeles, Calif.
69	Shatley, Tyler	G	6-3	306	5/5/91	25	2	Clemson	Icard, N.C.
87	Sterling, Neal	TE	6-4	254	1/14/92	24	2	Monmouth	Belmar, N.J.
25	Thompson, Peyton	FS	6-0	189	9/26/90	26	2	San Jose State	Sacramento, Calif.
24	Yeldon, T.J.	RB	6-1	223	10/2/93	23	2	Alabama	Daphne, Ala.
1st Year (3)									
29	Johnson, Josh	DB	5-10	195	9/10/90	26	1	Purdue	Dade City, Fla.
83	Koyack, Ben	TE	6-5	269	4/9/93	23	1	Notre Dame	Oil City, Pa.
64	Reed, Chris	G	6-5	310	7/22/92	24	1	Minnesota State	Omaha, Neb.
Rookies (6)									
10	Allen, Brandon	QB	6-1	219	9/5/92	24	R	Arkansas	Fayetteville, Ark.
92	Day, Sheldon	DT	6-1	285	7/1/94	22	R	Notre Dame	Indianapolis, Ind.
44	Jack, Myles	LB	6-1	247	9/3/95	21	R	UCLA	Scottsdale, Ariz.
91	Ngakoue, Yannick	DE	6-2	246	3/31/95	21	R	Maryland	Bowie, Md.
20	Ramsey, Jalen	CB	6-1	211	10/24/94	21	R	Florida State	Smyrna, Tenn.
47	Wilson, Jarrod	S	6-2	209	2/9/94	22	R	Michigan	Arkon, Ohio

JAGUARS BY POSITION

53

OFFENSE 25

	NO	NAME	POS	HT	WT	EXP	COLLEGE
3 QUARTERBACKS							
	5	Bortles, Blake	QB	6-5	246	3	Central Florida
	7	Henne, Chad	QB	6-3	220	9	Michigan
	10	Allen, Brandon	QB	6-1	217	R	Arkansas
4 RUNNING BACKS							
	16	Robinson, Denard	RB	6-0	215	4	Michigan
	24	Yeldon, T.J.	RB	6-1	227	2	Alabama
	30	Grant, Corey	RB	5-11	208	2	Auburn
	33	Ivory, Chris	RB	6-0	228	7	Tiffin
6 WIDE RECEIVERS							
	11	Lee, Marqise	WR	6-0	196	3	Southern California
	13	Greene Sr., Rashad	WR	5-11	190	2	Florida State
	15	Robinson, Allen	WR	6-3	217	3	Penn State
	17	Benn, Arrelious	WR	6-2	222	6	Illinois
	81	Walters, Bryan	WR	6-0	195	5	Cornell
	88	Hurns, Allen	WR	6-3	202	3	Miami (Fla.)
4 TIGHT ENDS							
	80	Thomas, Julius	TE	6-5	253	6	Portland State
	83	Koyack, Ben	TE	6-5	267	1	Notre Dame
	87	Sterling, Neal	TE	6-4	252	2	Monmouth
	89	Lewis, Mercedes	TE	6-6	275	11	UCLA
8 OFFENSIVE LINEMEN							
	60	Cann, A.J.	G	6-3	326	2	South Carolina
	64	Reed, Chris	G	6-5	308	1	Minnesota State
	65	Linder, Brandon	G	6-6	316	3	Miami (Fla.)
	68	Beachum, Kelvin	OT	6-3	303	5	Southern Methodist
	69	Shatley, Tyler	G	6-3	336	3	Clemson
	77	Omameh, Patrick	OL	6-4	311	4	Michigan
	78	Parnell, Jermey	OT	6-6	311	7	Mississippi
	79	Harris, Bryce	OL	6-6	300	4	Fresno State

SPECIAL TEAMS 3

3 KICKERS/SPECIALISTS							
	2	Myers, Jason	K	5-10	193	2	Marist
	3	Nortman, Brad	P	6-2	216	5	Wisconsin
	46	Tinker, Carson	LS	6-0	240	4	Alabama

DEFENSE 25

10 DEFENSIVE LINEMEN							
	56	Fowler, Jr., Dante	DE	6-3	250	2	Florida
	75	Odrick, Jared	DE	6-5	298	7	Penn State
	90	Jackson, Malik	DL	6-5	300	5	Tennessee
	91	Ngakoue, Yannick	DE	6-2	246	R	Maryland
	92	Day, Sheldon	DT	6-1	285	R	Notre Dame
	93	Alualu, Tyson	DE	6-3	304	7	California
	95	Jones, Abry	DT	6-4	318	4	Georgia
	97	Miller III, Roy	DT	6-2	318	8	Texas
	98	Smith, Chris	DE	6-1	262	3	Arkansas
	99	Marks, Sen'Derrick	DT	6-2	309	8	Auburn
6 LINEBACKERS							
	44	Jack, Myles	LB	6-1	247	R	UCLA
	50	Smith, Telvin	LB	6-3	218	3	Florida State
	51	Posluszny, Paul	LB	6-2	232	10	Penn State
	52	Pullard III, Hayes	LB	6-0	233	2	Southern California
	55	Skuta, Dan	LB	6-2	252	8	Grand Valley State
	59	Brown, Arthur	LB	6-0	240	4	Kansas State
9 DEFENSIVE BACKS							
	20	Ramsey, Jalen	CB	6-1	211	R	Florida State
	21	Amukamara, Prince	CB	6-0	202	6	Nebraska
	22	Colvin, Aaron	CB	6-0	193	3	Oklahoma
	25	Thompson, Peyton	FS	6-0	189	2	San Jose State
	29	Johnson, Josh	CB	5-10	195	2	Purdue
	31	House, Davon	CB	6-0	200	6	New Mexico State
	37	Cyprien, Johnathan	S	6-0	217	4	Florida International
	39	Gipson, Tashaun	FS	5-11	210	5	Wyoming
	47	Wilson, Jarrod	S	6-2	209	R	Michigan

JAGUARS HOW BUILT

	ROOKIE, VETERAN AND FIRST-YEAR FREE AGENTS (14)	UNRESTRICTED FREE AGENTS (15)	OTHER TEAM'S PRACTICE SQUAD (1)	WAIVERS (1)	COLLEGE DRAFT (22)
2006					TE Marcedes Lewis
2010					DE Tyson Alualu
2011		LB Paul Posluszny			
2012		QB Chad Henne			
2013	DT Abry Jones LS Carson Tinker	DT Roy Miller III DT Sen'Derrick Marks			S Johnathan Cyprien RB Denard Robinson
2014	WR Allen Hurns G Tyler Shatley FS Peyton Thompson				QB Blake Bortles WR Allen Robinson WR Marqise Lee CB Aaron Colvin G Brandon Linder LB Chris Smith LB Telvin Smith
2015	K Jason Myers RB Corey Grant OL Chris Reed	CB Davon House DL Jared Odrick OT Jermey Parnell LB Dan Skuta TE Julius Thomas	LB Hayes Pullard III		DE Dante Fowler Jr. RB T.J. Yeldon WR Rashad Greene Sr. G A.J. Cann TE Neal Sterling TE Ben Koyack
2016	CB Josh Johnson S Jarrod Wilson OL Patrick Omahneh WR Arrelious Benn WR Bryan Walters OL Bryce Harris	CB Prince Amukamara RB Chris Ivory DL Malik Jackson P Brad Nortman FS Tashaun Gipson OT Kelvin Beachum		LB Arthur Brown	CB Jalen Ramsey LB Myles Jack DE Yannick Ngakoue DT Sheldon Day QB Brandon Allen

JAGUARS 2016 ROSTER MOVES (PAGE 1)

DATE	PLAYER	TRANSACTION
January 4	BAILEY, Rasheed, WR	Signed reserve/future contract
January 4	EDWARDS, Kadeem, OL	Signed reserve/future contract
January 4	EVANS, Shaq, WR	Signed reserve/future contract
January 4	KOYACK, Ben, TE	Signed reserve/future contract
January 4	LAWRENCE, Rashad, WR	Signed reserve/future contract
January 4	PORTER, Sean, LB	Signed reserve/future contract
January 4	REED, Chris, OL	Signed reserve/future contract
January 4	REYNOLDS, Rashaad, CB	Signed reserve/future contract
January 4	WOLFF, Earl, S	Signed reserve/future contract
January 6	MILLER, Patrick, OT	Signed reserve/future contract
February 12	JOHNSON, Josh, DB	Signed
February 16	CASEY, Chance, DB	Signed
March 3	BEADLES, Zane, OL	Released
March 3	CLEMONS, Chris, DE	Released
March 9	BRANCH, Andre, DL	Contract expired
March 9	ANGER, Bryan, P	Contract expired
March 9	WISNIEWSKI, Stefan, C	Contract expired
March 9	HARBOR, Clay, TE	Contract expired
March 9	YOUNG, Sam, OL	Contract expired
March 9	PIERCE, Bernard, RB	Contract expired
March 10	GERHART, Toby, RB	Released
March 10	IVORY, Chris, RB	Signed contract (UFA - NYJ)
March 10	JACKSON, Malik, DL	Signed contract (UFA - Den.)
March 10	NORTMAN, Brad, P	Signed contract (UFA - Car.)
March 10	GIPSON, Tashaun, S	Signed contract (UFA - Cle.)
March 11	BERNADEAU, Mackenzy, OL	Signed contract (UFA - Dal.)
March 11	AMUKAMARA, Prince, CB	Signed contract (UFA - NYG)
March 16	BEACHUM, Kelvin, OT	Signed contract (UFA - Pit.)
March 31	COPELAND, Damian, WR	Released
April 4	HAWKINSON, Tanner, OL	Claimed off waivers
April 15	HAWKINSON, Tanner, OL	Placed on Reserve/Retired list
April 18	BROWN, Sergio, S	Released
April 28	RAMSEY, Jalen, CB	Drafted (1)
April 29	JACK, Myles, LB	Drafted (2)
April 29	NGAKOUE, Yannick, DE	Drafted (3)
April 30	DAY, Sheldon, DT	Drafted (4)
April 30	HOLMES, Tyrone, DE	Drafted (6a)
April 30	ALLEN, Brandon, QB	Drafted (6b)
April 30	WOODARD, Jonathan, DE	Drafted (7)
May 1	BODDY-CALHOUN, Brieann, CB	Agreed to terms
May 1	BOWMAN, Braedon, TE	Agreed to terms
May 1	HILL, Rashod, OT	Agreed to terms
May 1	HILTON, Mike, CB	Agreed to terms
May 1	OBERKROM, Jaden, K	Agreed to terms
May 1	ROBINSON, Jamal, WR	Agreed to terms
May 1	SLATER, Pearce, OT	Agreed to terms
May 1	WILSON, Jarrod, S	Agreed to terms
May 1	WITTEK, Max, QB	Agreed to terms
May 5	ALLEN, Brandon, QB	Signed contract
May 5	HOLMES, Tyrone, DE	Signed contract
May 7	WOODARD, Jonathan, DE	Signed contract
May 11	CASEY, Chance, DB	Waived
May 11	WERNER, Bjoern, DE	Signed
May 13	JACK, Myles, LB	Signed contract
May 16	DAY, Sheldon, DT	Signed contract
May 17	OBERKROM, Jaden, K	Waived
June 2	MILLER, Patrick, OT	Waived
June 2	OMAMEH, Patrick, OL	Signed contract
June 16	LOSTON, Craig, S	Waived
June 16	REYNOLDS, Rashaad, CB	Waived
June 16	SMITH, Quanterus, DE	Waived
June 16	QUIGLEY, Ryan, P	Signed contract
June 16	WYNN, Shane, WR	Signed contract
July 25	FICKEN, Sam, K	Signed contract
July 26	BOWANKO, Luke, OL	Placed on Active/PUP list
July 26	WOODARD, Jonathan, DE	Placed on Active/PUP list
July 26	HILTON, Mike, CB	Placed on Active/Non-Football Injury list
August 17	BAILEY, Rasheed, WR	Waived
August 17	McCLENDON, Jacques, OL	Signed contract
August 17	GRAY, Jonas, RB	Waived/injured
August 17	BARNES, T.J., DT	Signed contract
August 23	WITTEK, Max, QB	Waived
August 23	MARSHALL, Cameron, RB	Signed contract
August 24	GRAY, Jonas, RB	Release via injury settlement
August 29	BARTU, Joplo, LB	Waived
August 29	EVANS, Shaq, WR	Waived
August 29	FICKEN, Sam, K	Waived
August 29	HILTON, Mike, CB	Waived
August 29	MARSHALL, Cameron, RB	Waived
August 29	McCRAY, Demetrius, CB	Waived
August 29	QUIGLEY, Ryan, P	Waived
August 29	ROBINSON, Jamal, WR	Waived
August 29	LINKENBACH, Jeff, OL	Placed on injured reserve
August 29	BOWANKO, Luke, OL	Placed on Reserve/PUP list
August 29	WOODARD, Jonathan, DE	Placed on Reserve/PUP list
August 29	WOLFF, Earl, S	Waived/injured
August 30	WERNER, Bjoern, DE	Waived
August 30	JACOBS, Nic, TE	Waived
August 30	SAMPLE, James, S	Placed on injured reserve
August 31	WASHINGTON, Tony, WR	Waived/injured
September 1	EVANS, Shaq, WR	Signed contract
September 2	BERNADEAU, Mackenzy, OL	Released
September 2	EVANS, Shaq, WR	Waived
September 2	LAWRENCE, Rashad, WR	Waived
September 2	BOWMAN, Braedon, TE	Waived
September 2	EDWARDS, Kadeem, OL	Waived
September 2	McCLENDON, Jacques, OL	Released
September 2	SLATER, Pearce, OT	Waived
September 2	HILL, Rashod, OT	Waived
September 2	WYNN, Shane, WR	Waived
September 2	BENN, Arrelious, WR	Released
September 2	DAVIS, Ryan, LB	Released
September 2	EVANS, Josh, S	Waived
September 2	HOLMES, Tyrone, DE	Waived
September 2	BENNETT, Michael, DT	Placed on injured reserve
September 2	ASH, Richard, DT	Waived
September 2	BARNES, T.J., DT	Waived

DATE	PLAYER	TRANSACTION
September 2	PORTER, Sean, LB	Waived
September 2	BODDY-CALHOUN, Brieann, CB	Waived
September 2	ARMBRISTER, Thurston, LB	Waived
September 2	MARSHALL, Nick, CB	Waived
September 2	TRIPP, Jordan, LB	Waived
September 2	COLVIN, Aaron, CB	Placed on reserve/suspended by commissioner list
September 4	BANYARD, Joe, RB	Released
September 4	BROWN, Arthur, LB	Claimed off waivers from Baltimore
September 4	WELLS, Josh, OT	Placed on injured reserve
September 4	BENN, Arrelious, WR	Signed contract
September 4	PORTER, Sean, LB	Signed to practice squad
September 4	ASH, Richard, DT	Signed to practice squad
September 4	EVANS, Shaq, WR	Signed to practice squad
September 4	HILL, Rashod, OL	Signed to practice squad
September 4	LAWRENCE, Rashad, WR	Signed to practice squad
September 4	MARSHALL, Nick, CB	Signed to practice squad
September 4	WYNN, Shane, WR	Signed to practice squad
September 4	Huff, Marqueston, S	Claimed off waivers from Tennessee
September 5	ELLIS, Alex, TE	Signed to practice squad
September 5	HILL, Bronson, RB	Signed to practice squad
September 5	POUTASI, Jeremiah, OL	Signed to practice squad
September 6	EVANS, Shaq, WR	Placed on practice squad injured list
September 6	ROBINSON, Jamal, WR	Signed to practice squad
September 7	WOLFF, Earl, S	Waived via injury settlement
September 13	HUFF, Marqueston, S	Waived
September 13	EVANS, Shaq, WR	Released
September 15	ROBINSON, Jamal, WR	Released from the practice squad
September 15	HUFF, Marqueston, S	Signed to practice squad
September 24	WALTERS, Bryan, WR	Released
September 24	HILL, Rashod, OL	Signed to active roster
September 26	HILL, Rashod, OL	Waived
September 26	WALTERS, Bryan, WR	Signed
September 27	HILL, Rashod, OL	Signed to practice squad
October 4	JOECKEL, Luke, OL	Placed on reserve/injured list
October 5	HARRIS, Bryce, OL	Signed contract
October 10	DAVIS, Akeem, DB	Signed to practice squad
October 10	GRATZ, Dwayne, DB	Released
October 10	HUFF, Marqueston, S	Signed to Baltimore's 53-man roster
October 10	COLVIN, Aaron, CB	Activated to the 53-man roster

JAGUARS UNOFFICIAL DEPTH CHART

OFFENSE

WR: 15 Allen Robinson 13 Rashad Greene Sr. 17 Arrelious Benn
TE: 80 Julius Thomas 83 Ben Koyack
LT: 68 Kelvin Beachum 79 Bryce Harris
LG: 77 Patrick Omameh 64 Chris Reed
C: 65 Brandon Linder 69 Tyler Shatley
RG: 60 A.J. Cann 64 Chris Reed
RT: 78 Jermei Parnell 77 Patrick Omameh
TE: 89 Mercedes Lewis 87 Neal Sterling
WR: 88 Allen Hurns 11 Marqise Lee 81 Bryan Walters
QB: 5 Blake Bortles 7 Chad Henne 10 Brandon Allen
RB: 24 T.J. Yeldon / 33 Chris Ivory 16 Denard Robinson 30 Corey Grant

DEFENSE

LEO: 56 Dante Fowler Jr. / 91 Yannick Ngakoue 98 Chris Smith
DT: 90 Malik Jackson 99 Sen'Derrick Marks 92 Sheldon Day
DT: 97 Roy Miller III 95 Abry Jones
DE: 75 Jared Odrick 93 Tyson Alualu 99 Sen'Derrick Marks
WLB: 50 Telvin Smith 44 Myles Jack
MLB: 51 Paul Posluszny 52 Hayes Pullard III
OTTO: 55 Dan Skuta 44 Myles Jack 59 Arthur Brown
LCB: 21 Prince Amukamara / 31 Davon House
FS: 39 Tashaun Gipson 25 Peyton Thompson
SS: 37 Johnathan Cyprien 47 Jarrod Wilson
RCB: 20 Jalen Ramsey 22 Aaron Colvin 29 Josh Johnson

SPECIAL TEAMS

K: 2 Jason Myers
P: 3 Brad Nortman
LS: 46 Carson Tinker
PH: 3 Brad Nortman
KR: 30 Corey Grant 16 Denard Robinson 81 Bryan Walters
PR: 13 Rashad Greene Sr. 11 Marqise Lee 81 Bryan Walters

_____ = ROOKIE



2016 STATISTICS
REGULAR SEASON WEEK 6 - AT CHICAGO

STARTERS

OFFENSIVE STARTERS

	WR	TE	LT	LG	C	RG	RT	TE	WR	QB	RB
9/11 vs. G.B.	A. Robinson	Thomas	Beachum	Joeckel	Linder	Cann	Parnell	Lewis	Hurns	Bortles	Yeldon
9/18 at S.D	A. Robinson	Thomas	Beachum	Joeckel	Linder	Cann	Parnell	Lewis	Hurns	Bortles	Yeldon
9/25 vs. BAL	A. Robinson	Thomas	Joeckel	Reed	Shatley	Cann	Parnell	Lewis	Hurns	Bortles	Yeldon
19/2 vs. IND	A. Robinson	Omameh (OL)	Beachum	Joeckel	Linder	Cann	Parnell	Lewis	Hurns	Bortles	Yeldon
10/16 at CHI											
10/23 vs. OAK											
10/27 at TEN											
11/6 at K.C.											
11/13 vs. HOU											
11/20 at DET											
11/27 at BUF											
12/4 vs. DEN											
12/11 vs. MIN											
12/18 at HOU											
12/24 vs. TEN											
1/1 at IND											
TOTALS:	A. Robinson - 4	Thomas - 3	Beachum - 3	Joeckel - 3	Linder - 3	Cann - 4	Parnell - 4	Lewis - 4	Hurns - 4	Bortles - 4	Yeldon - 4
		Omameh (OL) - 1	Joeckel - 1	Reed - 1	Shatley - 1						

DEFENSIVE STARTERS

	LDE	DT	DT	LEO	OLB	MLB	OLB	LCB	RCB	SS	FS
9/11 vs. G.B.	Odrick	Jackson	Miller	Fowler	T. Smith	Posluszny	Ramsey (CB)	House	Amukamara	Cyprien	Gipson
9/18 at S.D	Odrick	Jackson	Miller	Ngakoue	T. Smith	Posluszny	Skuta	House	Ramsey	Cyprien	Gipson
9/25 vs. BAL	Alualu	Jackson	Miller	Ngakoue	T. Smith	Posluszny	Skuta	House	Ramsey	Cyprien	Gipson
19/2 vs. IND	Alualu	Jackson	Miller	Ngakoue	T. Smith	Posluszny	Jack	House	Ramsey	Cyprien	Gipson
10/16 at CHI											
10/23 vs. OAK											
10/27 at TEN											
11/6 at K.C.											
11/13 vs. HOU											
11/20 at DET											
11/27 at BUF											
12/4 vs. DEN											
12/11 vs. MIN											
12/18 at HOU											
12/24 vs. TEN											
1/1 at IND											
TOTALS:	Odrick - 2	Jackson - 4	Miller - 4	Fowler - 1	T. Smith - 4	Posluszny - 4	Ramsey (CB) - 1	House - 4	Amukamara - 1	Cyprien - 4	Gipson - 4
	Alualu - 2			Ngakoue - 3				Skuta - 2		Ramsey - 3	
								Jack - 1			

GAME-BY-GAME PARTICIPATION

	vs.	at	vs.	vs.	at	vs.	at	at	vs.	at	at	vs.	vs.	at	vs.	at	GAMES/ STARTS
	G.B	S.D.	BAL	IND	CHI	OAK	TEN	K.C.	HOU	DET	BUF	DEN	MIN	HOU	TEN	IND	
ALLEN	ina	ina	ina	ina													0/0
ALUALU	ina	ina	DE	DE													2/2
AMUKAMARA	RCB	ina	ina	P													2/1
BEACHUM	LT	LT	ina	LT													3/3
BENN	P	P	P	P													4/0
BORTLES	QB	QB	QB	QB													4/4
BROWN	P	P	P	P													4/0
CANN	RG	RG	RG	RG													4/4
CYPRIEN	SS	SS	SS	SS													4/4
DAY	P	P	P	P													4/0
FOWLER JR.	LEO	P	P	P													4/1
GIPSON	FS	FS	FS	FS													4/4
GRANT	P	P	P	P													4/0
GRATZ	P	P	P	ina													3/0
GREENE SR	P	P	P	P													4/0
HENNE	DNP	DNP	DNP	DNP													0/0
HILL	ps	ps	P	ps													1/0
HOUSE	LCB	LCB	LCB	LCB													4/4
HUFF	Sus	ps	ps	ps													0/0
HURNS	WR	WR	WR	WR													4/4
IVORY	ina	ina	P	P													2/0
JACK	P	P	P	OTTO													4/1
JACKSON	DT	DT	DT	DT													4/4
JOEKEL	LG	LG	LT	LG													4/4
JOHNSON	ina	P	P	P													3/0
JONES	P	P	P	P													4/0
KOYACK	P	P	ina	ina													2/0
LEE	P	P	P	P													4/0
LEWIS	TE	TE	TE	TE													4/4
LINDER	C	C	ina	C													3/3
MARKS	P	P	P	P													4/0
MILLER III	DT	DT	DT	DT													4/4
MYERS	P	P	P	P													4/0
NGAKOUE	P	LEO	LEO	LEO													4/3
NORTMAN	P	P	P	P													4/0
ODRICK	DE	DE	ina	ina													2/2
OMAMEH	P	P	P	P													4/0
PARNELL	RT	RT	RT	RT													4/4
POSLUSZNY	MLB	MLB	MLB	MLB													4/4
PULLARD III	P	P	P	P													4/0
RAMSEY	CB	RCB	RCB	RCB													4/4
REED	ina	ina	LG	ina													1/1
A. ROBINSON	WR	WR	WR	WR													4/4
D. ROBINSON	P	P	P	P													4/0
SHATLEY	P	P	C	P													4/1

POS=Started; P=Played; DNP=Did not play; ina= Inactive; ps=Practice squad; ----=Not on roster;

NFI= Reserve/non-football injury; PUP=Reserve/physically unable to perform; IR=Injured reserve; Sus=Suspended

GAME-BY-GAME PARTICIPATION

	vs. G.B	at S.D.	vs. BAL	vs. IND	at CHI	vs. OAK	at TEN	at K.C.	vs. HOU	at DET	at BUF	vs. DEN	vs. MIN	at HOU	vs. TEN	at IND	GAMES/ STARTS
SKUTA	P	OTTO	OTTO	ina													3/2
C. SMITH	ina	ina	ina	P													1/0
T. SMITH	WLB	WLB	WLB	WLB													4/4
THOMAS	TE	TE	TE	ina													3/3
THOMPSON	P	P	P	P													4/0
WALTERS	ina	ina	---	P													1/0
WILSON	P	P	P	P													4/0
YELDON	RB	RB	RB	RB													4/4

POS=Started; P=Played; DNP=Did not play; ina= Inactive; ps=Practice squad; ---=Not on roster;

NFI= Reserve/non-football injury; PUP=Reserve/physically unable to perform; IR=Injured reserve; Sus=Suspended

2016 JACKSONVILLE JAGUARS

REGULAR SEASON GAME-BY-GAME STATISTICS

Passing													
B.Bortles													
Date	Opponent	Att	Cmp	Yds	Cmp%	Yds/Att	TD	TD%	INT	INT%	LG	Sack/Lost	Rating
9/11	Green Bay	39	24	320	61.5	8.21	1	2.6	1	2.6	38	3/20	85.4
9/18	@ San Diego	50	31	329	62.0	6.58	2	4.0	2	4.0	35	2/10	77.8
9/25	Baltimore	38	24	194	63.2	5.11	2	5.3	3	7.9	20	4/26	60.6
10/2	Indianapolis	33	19	207	57.6	6.27	2	6.1	0	0.0	42t	3/12	96.4
TOTALS		160	98	1050	61.3	6.56	7	4.4	6	3.8	42t	12/68	79.4

Rushing												
T.Yeldon												
Date	Opponent	No	Yds	Avg	LG	TD						
9/11	Green Bay	21	39	1.9	7	1						
9/18	@ San Diego	7	28	4.0	15	0						
9/25	Baltimore	6	17	2.8	9	0						
10/2	Indianapolis	14	71	5.1	15	0						
TOTALS		48	155	3.2	15	1						

B.Bortles						
No	Yds	Avg	LG	TD		
2	2	1.0	3	0	Inactive	
3	34	11.3	24	0	Inactive	
3	17	5.7	9	0	12	14
7	36	5.1	9	1	8	29
15	89	5.9	24	1	20	43

C.Ivory						
No	Yds	Avg	LG	TD		
					Inactive	
					Inactive	
					12	14
					8	29
					20	43

Rushing						
D.Robinson						
Date	Opponent	No	Yds	Avg	LG	TD
9/11	Green Bay	3	7	2.3	3	0
9/18	@ San Diego	1	7	7.0	7	0
9/25	Baltimore	0	0	0	--	0
10/2	Indianapolis	0	0	0	--	0
TOTALS		4	14	3.5	7	0

A.Robinson						
Tar	Rec	Yds.	Avg.	LG	TD	
15	6	72	12.0	22	0	
5	3	54	18.0	35	0	
11	7	57	8.1	14	2	
10	5	55	11.0	17	1	
41	21	238	11.3	35	3	

T.Yeldon						
Tar	Rec	Yds.	Avg.	LG	TD	
6	4	30	7.5	11	0	
9	8	10	1.3	8	0	
3	2	11	5.5	6	0	
5	4	46	11.5	16	0	
23	18	97	5.4	16	0	

Receiving							
M.Lee							
Date	Opponent	Tar	Rec	Yds.	Avg.	LG	TD
9/11	Green Bay	4	2	22	11.0	12	0
9/18	@ San Diego	7	5	75	15.0	22	0
9/25	Baltimore	7	5	44	8.8	20	0
10/2	Indianapolis	6	4	28	7.0	13	0
TOTALS		24	16	169	10.6	22	0

A.Robinson						
Tar	Rec	Yds.	Avg.	LG	TD	
6	4	30	7.5	11	0	
9	8	10	1.3	8	0	
3	2	11	5.5	6	0	
5	4	46	11.5	16	0	
23	18	97	5.4	16	0	

T.Yeldon						
Tar	Rec	Yds.	Avg.	LG	TD	
6	4	30	7.5	11	0	
9	8	10	1.3	8	0	
3	2	11	5.5	6	0	
5	4	46	11.5	16	0	
23	18	97	5.4	16	0	

2016 JACKSONVILLE JAGUARS

REGULAR SEASON GAME-BY-GAME STATISTICS

Receiving		A.Hurns				J.Thomas				M.Lewis									
Date	Opponent	Tar	Rec	Yds.	Avg.	LG	TD	Tar	Rec	Yds.	Avg.	LG	TD	Tar	Rec	Yds.	Avg.	LG	TD
9/11	Green Bay	5	4	75	18.8	38	0	5	5	64	12.8	22t	1	2	2	48	24.0	37	0
9/18	@ San Diego	10	5	64	12.8	24	0	7	4	71	17.8	24	0	3	2	17	8.5	13	1
9/25	Baltimore	8	4	40	10.0	17	0	5	2	13	6.5	8	0	3	3	20	6.7	7	0
10/2	Indianapolis	4	2	47	23.5	42t	1	Inactive				2	1	12	12.0	12	0		
TOTALS		27	15	226	15.1	42t	1	17	11	148	13.5	24	1	10	8	97	12.1	37	1

Receiving		R.Greene				A.Benn				C.Grant									
Date	Opponent	Tar	Rec	Yds.	Avg.	LG	TD	Tar	Rec	Yds.	Avg.	LG	TD	Tar	Rec	Yds.	Avg.	LG	TD
9/11	Green Bay	2	1	9	9.0	9	0	0	0	0	0	0	0	0	0	0	0	0	0
9/18	@ San Diego	3	1	7	7.0	7	0	2	1	9	9.0	9	0	1	1	15	15.0	15t	1
9/25	Baltimore	0	0	0	0	0	0	0	0	0	0	0	0	0	0	0	0	0	0
10/2	Indianapolis	1	1	8	8.0	8	0	2	1	1	1.0	1	0	0	0	0	0	0	0
TOTALS		6	3	24	8.0	9	0	4	2	10	5.0	9	0	1	1	15	15.0	15t	1

Receiving		C.Ivory				D.Robinson				N.Sterling									
Date	Opponent	Tar	Rec	Yds.	Avg.	LG	TD	Tar	Rec	Yds.	Avg.	LG	TD	Tar	Rec	Yds.	Avg.	LG	TD
9/11	Green Bay	Inactive				0	0	0	0	0	0	0	0	0	0	0	0	0	0
9/18	@ San Diego	Inactive				2	1	7	7.0	7	0	0	0	0	0	0	0	0	0
9/25	Baltimore	1	1	9	9.0	9	0	0	0	0	0	0	0	0	0	0	0	0	0
10/2	Indianapolis	1	0	0	0.0	0	0	0	0	0	0	0	0	1	1	10	10.0	10	0
TOTALS		2	1	9	9.0	9	0	2	1	7	7.0	7	0	1	1	10	10.0	10	0

Receiving		B.Walters					
Date	Opponent	Tar	Rec	Yds.	Avg.	LG	TD
9/11	Green Bay	Inactive					
9/18	@ San Diego	Inactive					
9/25	Baltimore	Not on Team					
10/2	Indianapolis	1	0	0	0.0	0	0
TOTALS		1	0	0	0.0	0	0

2016 JACKSONVILLE JAGUARS

REGULAR SEASON GAME-BY-GAME STATISTICS

Punt Returns							
R.Greene							
Date	Opponent	No.	Yds.	Avg.	LG	FC	TD
9/11	Green Bay	1	14	14.0	14	1	0
9/18	@ San Diego	2	9	4.5	8	1	0
9/25	Baltimore	5	51	10.2	42	0	0
10/2	Indianapolis	2	12	6.0	12	0	0
TOTALS		10	86	8.6	42	2	0

KO Returns							
C.Grant							
Date	Opponent	No.	Yds.	Avg.	LG	FC	TD
9/11	Green Bay	2	51	25.5	32	0	0
9/18	@ San Diego	3	67	22.3	24	0	0
9/25	Baltimore	3	58	19.3	25	0	0
10/2	Indianapolis	4	80	20.0	28	0	0
TOTALS		12	256	21.3	32	0	0

A.Benn					
No.	Yds.	Avg.	LG	FC	TD
0	0	0	0	0	0
0	0	0	0	0	0
1	0	0.0	0	0	0
0	0	0	0	0	0
1	0	0.0	0	0	0

Punting					
B.Nortman					
Date	Opponent	No.	Yds.	Avg.	Net
9/11	Green Bay	2	125	62.5	62.5
9/18	@ San Diego	4	179	44.8	39.5
9/25	Baltimore	6	249	41.5	38.2
10/2	Indianapolis	5	269	53.8	46.2
TOTALS		17	822	48.4	43.7

Placekicking							
J.Myers							
Date	Opponent	KO	KO Yds	TB	XP Att	XP	Points
9/11	Green Bay	6	386	5	2	2	11
9/18	@ San Diego	3	86	1	2	2	2
9/25	Baltimore	4	260	4	2	2	5
10/2	Indianapolis	6	392	4	3	3	12
TOTALS		19	1124	14	9	9	30

J.Myers					
FG Att	FG	Long	Points	XP Att	XP
3	3	50	11	2	2
1	0	0	2	2	2
2	1	49	5	2	2
3	3	49	12	3	3
9	7	50	30	9	9

2016 DRIVE CHART

Week 1 – Sept. 11 vs. Green Bay Packers

JAX Start	Plys	Yds	End	Deep	Result	GB Start	Plys	Yds	End	Deep	Result
1. J18	5	13	J31	J31	Interception	1. J29	6	29	EZ	J 6*#	Touchdown
2. J25	6	14	J39	J49	Punt	2. GB 3	3	3	GB 6	GB 6	Punt
3. GB48	3	48	EZ	GB 5*	Touchdown	3. GB25	3	6	GB31	GB31	Punt
4. J21	3	9	J30	J30	Punt	4. GB 3	3	4	GB 7	GB 7	Punt
5. J47	12	45	GB 8	GB 8*	Field goal	5. GB25	9	75	EZ	J 6*	Touchdown
6. J25	7	75	EZ	GB22	Touchdown	6. GB25	5	75	EZ	J29	Touchdown
7. J25	1	-1	J25	J25	End of half	7. GB25	13	68	J 7	J 7*#	Field goal
8. J25	10	54	GB21	GB21	Field goal	8. GB25	16	73	J 2	J 2*#	Field goal
9. J31	14	37	GB32	GB25	Field goal	9. GB18	3	1	GB19	GB26	Punt
10. J37	10	48	GB14	GB14	Failed 4 th down	10. GB15	1	-1	GB15	GB15	End of game

Week 2 – Sept. 18 at San Diego Chargers

JAX Start	Plys	Yds	End	Deep	Result	SD Start	Plys	Yds	End	Deep	Result
1. J19	3	5	J24	J24	Punt	1. SD25	8	75	EZ	J 3*#	Touchdown
2. J14	3	6	J20	J20	Interception	2. SD33	5	13	SD46	SD48	Punt
3. J25	6	39	SD36	SD35	Missed field goal	3. J34	7	34	EZ	J 6*#	Touchdown
4. J25	3	-7	J22	J25	Fumble	4. SD44	5	56	EZ	J 2*#	Touchdown
5. J 6	5	55	SD39	SD39	Interception	5. J18	6	12	J 5	J 1*#	Fumble
6. J 8	5	44	SD44	SD38	End of half	6. SD31	3	-2	SD29	SD31	Punt
7. J24	3	1	J25	J27	Punt	7. SD45	3	55	EZ	J44	Touchdown
8. J25	4	12	J37	J42	Punt	8. SD19	4	14	SD33	SD39	Punt
9. J28	4	24	SD48	SD48	Punt	9. SD 7	7	93	EZ	J45	Touchdown
10. J25	12	75	EZ	SD 4*#	Touchdown	10. J43	11	36	J 7	J 7*#	Field goal
11. J25	7	58	SD17	SD17*	Failed 4 th down	11. SD17	3	3	SD20	SD25	Punt
12. J40	9	60	EZ	SD15*	Touchdown	12. J43	2	-1	J44	J43	End of game

Week 3 – Sept. 25 vs. Baltimore Ravens

JAX Start	Plys	Yds	End	Deep	Result	BAL Start	Plys	Yds	End	Deep	Result
1. J10	3	3	J13	J13	Punt	1. B48	3	-14	B34	B49	Punt
2. J30	6	15	J45	J47	Punt	2. B 6	3	8	B14	B14	Punt
3. J30	3	2	J32	J32	Punt	3. B25	8	75	EZ	J 7*#	Touchdown
4. J22	4	22	J44	J44	Interception	4. B29	10	46	J25	J25	Field goal
5. J26	5	19	J45	J48	Punt	5. B 8	4	17	B25	B25	Punt
6. B37	8	37	EZ	B 3*#	Touchdown	6. B25	8	51	J24	J24	Field goal
7. J22	11	78	EZ	B11*	Touchdown	7. B25	9	56	J19	J19*	Field goal
8. J25	7	31	B44	B44	Punt	8. B25	3	-3	B22	B25	Punt
9. J19	4	7	J26	J29	Punt	9. B20	5	14	B34	B34	Punt
10. B39	4	8	B31	B31	Field goal	10. B25	4	16	B41	B41	Interception
11. B31	3	0	B31	B31	Interception	11. B29	2	1	B30	B30	Interception
12. B29	4	-5	B34	B25	Blocked field goal	12. B43	8	22	J35	J35	Field goal
13. J25	3	-11	J14	J31	Interception	13. J39	1	-1	J39	J39	End of game

Week 4 – Oct. 2 vs. Indianapolis Colts (in London)

JAX Start	Plys	Yds	End	Deep	Result	IND Start	Plys	Yds	End	Deep	Result
1. J30	3	0	J30	J36	Punt	1. I25	3	8	I33	I33	Punt
2. I24	5	24	EZ	I 3*#	Touchdown	2. I25	3	17	I42	I42	Interception
3. J26	3	3	J29	J29	Punt	3. I36	12	29	J35	J25	Field goal
4. J25	10	75	EZ	I 1*#	Touchdown	4. I25	11	44	J31	J26	Field goal
5. J20	8	75	I 5	I 5*#	Field goal	5. I25	6	29	J46	J46	Punt
6. J29	9	43	I28	I28	Field goal	6. I29	3	-4	I25	I37	Punt
7. J11	14	58	I31	I30	Field goal	7. I25	9	75	EZ	J 1*#	Touchdown
8. J18	6	16	J34	J34	Punt	8. I22	12	78	EZ	J 2*#	Touchdown
9. J25	4	75	EZ	I42	Touchdown	9. I25	6	75	EZ	I40	Touchdown
10. J18	3	4	J22	J22	Punt	10. I20	6	31	J49	J49	Failed 4 th down
11. J49	3	-5	J44	J49	Punt	11. I18	4	-4	I17	I20	Failed 4 th down

2015 MISCELLANEOUS STATISTICS

REGULAR SEASON HIGHS & LOWS

	JAGUARS		OPPONENTS	
	HIGH	LOW	HIGH	LOW
Points	30 vs. IND	14 at SD	38 by SD	19 by BAL (at JAX)
First Downs	23 vs. IND	14 vs. BAL	25 by SD	18 by GB, BAL (at JAX)
Total Offense	388 at SD	216 vs. BAL	357 by SD	283 by BAL (at JAX)
Net Yards Rushing	136 vs. IND	48 vs. GB, vs. BAL	150 by SD	84 by BAL (at JAX)
Net Yards Passing	319 at SD	168 vs. BAL	207 by SD	190 by IND (at JAX)
Offensive Plays	68 vs. GB	63 at SD, vs. BAL	73 by IND	60 by GB (at JAX)
Rushing Attempts	29 vs. IND	11 at SD	35 by SD	22 by BAL (at JAX)
Pass Attempts	50 at SD	33 vs. IND	42 by IND (at JAX)	25 by SD
Pass Completions	31 at SD	19 vs. IND	27 by IND (at JAX)	17 by SD
Passes Had Intercepted	3 vs. BAL	0 vs. IND	2 by BAL (at JAX)	0 by GB (at JAX), at SD
Sacks Allowed	4 vs. BAL	2 at SD	6 by IND	1 by GB (at JAX)
Fumbles	1, three times (last vs. IND)	0 vs. BAL	1, four times (last vs. IND)	-
Fumbles Lost	1 at SD	0, three times (last vs. IND)	1 by SD, BAL	0 by GB, IND (at JAX)
Total Turnovers	3 at SD, vs. BAL	0 vs. IND	3 by BAL (at JAX)	0 by GB (at JAX)
Penalties	14 at SD	7 vs. BAL	8 by BAL (at JAX)	3 by SD
Yards Penalized	145 vs. IND	75 vs. BAL	78 by IND (at JAX)	23 by SD
Time of Possession	31:23 vs. GB	25:08 at SD	34: 52 by SD	28:37 by GB (at JAX)
Defensive Interceptions	2 vs. BAL	0 vs. GB, at SD	3 by BAL	1 by GB (at JAX)
Total Takeaways	3 vs. BAL	0 vs. GB	3 by BAL	0 by IND (at JAX)
Longest Drive (plays)	14 vs. GB, IND	1 vs. GB	16 by GB	1 by GB, BAL
Longest Drive (yards)	78 vs. BAL	-11 vs. BAL	78, by IND (at JAX)	-4, by IND (at JAX)
Third Down Conversions	6 vs. BAL	2 at SD, 7 by GB, SD	9 by IND (at JAX)	3 by BAL (at JAX)

REGULAR SEASON INDIVIDUAL HIGHS

	JAGUARS	OPPONENTS
Yards Rushing	71 (Yeldon vs. IND)	102 (Gordon, SD)
Rushing Attempts	21 (Yeldon vs. GB)	24 (Gordon, SD)
Rushing TDs	1 (Yeldon vs. GB)	1 by four players (last: Gore, IND)
Receptions	8 (Yeldon at SD)	7 (Hilton, IND)
Yards Receiving	75 (Hurns vs. GB & Lee at SD)	115 (Benjamin, SD)
Receiving TDs	2 (A.Robinson vs. BAL)	2 (Benjamin, SD)
Combined Yards (rush/rec)	75 (by Hurns vs. GB, Lee at SD)	114 (Benjamin, SD)
All-Purpose Yards	117 (Yeldon vs. IND)	114 (Benjamin, SD)
Yards Passing	329 (Bortles at SD)	220 (Rivers, SD)
Pass Attempts	50 (Bortles at SD)	42 (Luck, IND)
Pass Completions	31 (Bortles at SD)	29 (Flacco, BAL)
TD Passes	2 (Bortles at SD)	4 (Rivers, SD)
Interceptions Thrown	2 (Bortles at SD)	2 (Flacco, BAL)
Longest Run	24 (Bortles at SD)	28 (Lacy, GB)
Longest Pass Completion	42 (TD) (Bortles to Hurns vs. IND)	64 (TD) (Luck to Dorsett, IND)
Longest Kickoff Return	32 (Grant vs. GB)	39 (Bray, IND)
Longest Punt Return	42 (Greene Sr vs. BAL)	14 (Bray, IND)
Longest INT Return	30 (Gipson vs. BAL)	31 (Hayward, SD)
Longest Punt	78 (Nortman vs. IND)	56 (Schum, GB & Kaser, SD)
Longest Field Goal	50 (Myers vs. GB)	53 (Tucker, BAL & Vinatieri, IND)
Touchdowns Scored	2 (A.Robinson vs. BAL)	2 (Benjamin, SD)
Points Scored	12 (A.Robinson vs. BAL & Myers vs. IND)	13 (Tucker, BAL)

SCORING BY QUARTERS

	JAGUARS					OPPONENTS						
	1	2	3	4	OT	Total	1	2	3	4	OT	Total
9/11 vs. G.B	7=	10#	3	3	0	23	7=	14##	3	3	0	27
9/18 at S.D	0	0	0	14##	0	14	7=	14##	14##	3	0	38
9/25 vs. BAL	0	7#	7#	3	0	17	7=	6	3	3	0	19
10/2 vs. IND	7#	10*	6	7#	0	30	3	3	0	21*##	0	27
10/16 at CHI												
10/23 vs. OAK												
10/27 at TEN												
11/6 at K.C.												
11/13 vs. HOU												
11/20 at DET												
11/27 at BUF												
12/4 vs. DEN												
12/11 vs. MIN												
12/18 at HOU												
12/24 vs. TEN												
1/1 at IND												

*=TD rushing // #=TD Passing // @=TD on INT return // %=TD on punt return // ^=TD on fumble return // &=TD on blocked FG // !=TD on kickoff return // ~=TD on blocked punt return

PLAYS OF 30+ YARDS

	95	96	97	98	99	00	01	02	03	04	05	06	07	08	09	10	11	12	13	14	15	16	Total
Jimmy Smith	2	8	9	12	8	9	4	3	6	9	5												75
Fred Taylor				8	5	4		4	4	6	1	5	5	1									43
Maurice Jones-Drew												6	4	1	6	3	6	1	3				30
Keenan McCardell		5	7	3	2	5	4																26
Marcedes Lewis												1		1	4	1	1		3	2	1	1	15
Allen Robinson																					13	1	14
Ernest Wilford									3	5	3	2		1									14
Allen Hurns																			5	5	3		13
Reggie Williams											2	6	3	2									13
Cecil Shorts III																9	1	3					13
Matt Jones										4	4	2	2										12
James Stewart	1	1	4	1	3																		10
Willie Jackson	3	5	1																				9
Justin Blackmon																	6	2					8
Kyle Brady					1	3		2			1												7
Mike Sims-Walker															1	4	2						7
Pete Mitchell	1	1	1	1				1															5
Dennis Northcutt													2	3									5
Mike Thomas																3	2						5
Marqise Lee																				5			5
Denard Robinson																			3	1			4
Andre Rison		4																					4
Jason Hill															3	1	0	0					4
Reggie Barlow				1	2																		3
Damon Jones				1	1		1																3
Mike Brown																		3					3
Montell Owens														1			2						3
Clay Harbor																		1	2				3
T.J. Yeldon																					3		3
Jordan Todman																		2	1				3
Julius Thomas																					2		2
Rich Griffith	2																						2
Curtis Marsh	2																						2
Mark Brunell		1					1																2
Tavian Banks				1	1																		2
Alvis Whitted				1		1																	2
Anthony Johnson						2																	2
R. Jay Soward						2																	2
Patrick Johnson								2															2
Bobby Shaw								2															2
David Garrard								1							1								2
Matthew Hatchette									2														2
Troy Edwards									1	1													2
LaBrandon Toefield									1		1												2
George Wrihster									1				1										2
John Broussard													2										2
Jerry Porter															2								2
Torry Holt																2							2
Zach Miller															1	1							2
Ace Sanders																		2					2
Bryan Walters																						1	1
Blake Bortles																				1			1
Randy Jordan	1																						1
Natrone Means		1																					1
Stacey Mack							1																1
Kevin Lockett								1															1
Jermaine Lewis									1														1
Marc Edwards									1														1
David Allen									1														1
Todd Yoder										1													1
Brian Jones											1												1
Alvin Pearman											1												1
Greg Estandia													1										1
Jarett Dillard																1							1
Nate Hughes															1								1
Rashad Jennings																1							1
Laurent Robinson																		1					1
Jordan Shipley																		1					1
Danny Noble																			1				1
Total	12	26	22	29	23	26	11	16	18	20	21	25	22	14	21	14	10	20	18	26	27	407	

PLAYS OF 30+ YARDS - LAST 10 SEASONS

- 2016**
- 37.....Blake Bortles to Mercedes Lewis
 - 30.....Blake Bortles to Allen Hurns
 - 38.....Blake Bortles to Allen Hurns
 - 35.....Blake Bortles to Allen Robinson
 - 42t.....Blake Bortles to Allen Hurns

- 2015**
- 36.....Blake Bortles to Allen Robinson
 - 52t.....Blake Bortles to Allen Robinson
 - 46.....Blake Bortles to Allen Robinson
 - 37.....Blake Bortles to Allen Robinson
 - 59t.....Blake Bortles to Allen Hurns
 - 68.....Blake Bortles to Allen Robinson
 - 36.....T.J. Yeldon (run)
 - 59.....Blake Bortles to Allen Hurns
 - 31.....Blake Bortles to Allen Hurns
 - 45.....T.J. Yeldon (run)
 - 44.....Blake Bortles to Allen Robinson
 - 33.....Blake Bortles to Allen Robinson
 - 30t.....Blake Bortles to Allen Hurns
 - 31.....Blake Bortles to Bryan Walters
 - 38.....Blake Bortles to Allen Robinson
 - 34.....Blake Bortles to Julius Thomas
 - 31.....Blake Bortles to Allen Robinson
 - 44.....Blake Bortles to Allen Robinson
 - 67.....Blake Bortles to T.J. Yeldon
 - 30.....Blake Bortles to Julius Thomas
 - 80t.....Blake Bortles to Allen Hurns
 - 31.....Denard Robinson (run)
 - 30.....Blake Bortles to Marqise Lee
 - 37.....Blake Bortles to Allen Robinson
 - 90t.....Blake Bortles to Allen Robinson
 - 36.....Blake Bortles to Allen Robinson
 - 45.....Blake Bortles to Mercedes Lewis

- 2014**
- 34t..... Chad Henne to Allen Hurns
 - 46..... Chad Henne to Allen Hurns
 - 63t..... Chad Henne to Mercedes Lewis
 - 54..... Chad Henne to Allen Robinson
 - 63t..... Blake Bortles to Allen Hurns
 - 44..... Blake Bortles to Allen Hurns
 - 30..... Blake Bortles to Clay Harbor
 - 59..... Blake Bortles to Clay Harbor
 - 31t..... Blake Bortles to Allen Robinson
 - 41..... Denard Robinson (run)
 - 32..... Blake Bortles (run)
 - 48t..... Blake Bortles to Allen Robinson
 - 39..... Denard Robinson (run)
 - 40t..... Blake Bortles to Allen Hurns
 - 32t..... Denard Robinson (run)
 - 53..... Blake Bortles to Cecil Shorts III
 - 32..... Blake Bortles to Cecil Shorts III
 - 31..... Blake Bortles to Allen Robinson
 - 37..... Blake Bortles to Marqise Lee
 - 30..... Blake Bortles to Marqise Lee
 - 31..... Blake Bortles to Marqise Lee
 - 35..... Blake Bortles to Mercedes Lewis
 - 33..... Blake Bortles to Cecil Shorts III
 - 33..... Blake Bortles to Marqise Lee
 - 34..... Blake Bortles to Marqise Lee
 - 62t..... Jordan Todman (run)

- 2013**
- 30..... Chad Henne to Ace Sanders
 - 59..... Chad Henne to Cecil Shorts III
 - 31..... Blaine Gabbert to Clay Harbor
 - 67..... Blaine Gabbert to J. Blackmon
 - 39..... Chad Henne to J. Blackmon
 - 43..... Chad Henne to Mike Brown
 - 32..... Chad Henne to Mike Brown
 - 31..... Chad Henne to Mike Brown
 - 30..... Maurice Jones-Drew (run)
 - 62..... Chad Henne to Danny Noble
 - 51..... Chad Henne to Ace Sanders
 - 44..... Maurice Jones-Drew (run)
 - 48..... Maurice Jones-Drew (run)
 - 41..... Chad Henne to M. Lewis
 - 33..... Jordan Todman (run)
 - 30..... Chad Henne to Jordan Todman
 - 30..... Chad Henne to M. Lewis
 - 36..... Chad Henne to M. Lewis

- 2012**
- 39t..... Blaine Gabbert to Cecil Shorts III
 - 32..... Blaine Gabbert to Laurent Robinson
 - 59t..... Maurice Jones-Drew run
 - 80t..... Blaine Gabbert to Cecil Shorts III
 - 34..... Blaine Gabbert to Cecil Shorts III
 - 42t..... Blaine Gabbert to Cecil Shorts III
 - 36..... Blaine Gabbert to Justin Blackmon
 - 35..... Blaine Gabbert to Cecil Shorts III
 - 52..... Blaine Gabbert to Cecil Shorts III
 - 63..... Chad Henne to Justin Blackmon
 - 67t..... Chad Henne to Cecil Shorts III
 - 39..... Chad Henne to Justin Blackmon
 - 81t..... Chad Henne to Justin Blackmon
 - 59t..... Chad Henne to Cecil Shorts III
 - 32t..... Montell Owens run
 - 38..... Chad Henne to Justin Blackmon
 - 30..... Chad Henne to Cecil Shorts III
 - 36..... Chad Henne to Jordan Shipley
 - 53..... Chad Henne to Montell Owens
 - 30t..... Chad Henne to Justin Blackmon

- 2011**
- 39..... Maurice Jones-Drew run
 - 36t..... Blaine Gabbert to Mike Thomas

- 11-16 vs. Green Bay
- 11-16 vs. Green Bay
- 11-16 vs. Green Bay
- 18-16 at San Diego
- 2-16 vs. Indianapolis

- 20-15 vs. Miami
- 20-15 vs. Miami
- 20-15 vs. Miami
- 27-15 at New England
- 27-15 at New England
- 4-15 at Indianapolis
- 4-15 at Indianapolis
- 11-15 at Tampa Bay
- 25-15 vs. Buffalo
- 11-15 at New York Jets
- 11-15 at New York Jets
- 11-15 at New York Jets
- 11-15 at New York Jets
- 11-15 vs. Tennessee
- 11-15 vs. Tennessee
- 11-15 vs. San Diego
- 12-6-15 at Tennessee
- 12-6-15 at Tennessee
- 12-6-15 at Tennessee
- 12-13-15 vs. Indianapolis
- 12-13-15 vs. Indianapolis
- 12-13-15 vs. Indianapolis
- 12-15 vs. Atlanta
- 12-27-15 at New Orleans
- 12-27-15 at New Orleans
- 1-3-16 at Houston
- 1-3-16 at Houston

- 9-7-14 at Philadelphia
- 7-14 at Philadelphia
- 14-14 at Washington
- 14-14 at Washington
- 21-14 vs. Indianapolis
- 28-14 at San Diego
- 28-14 at San Diego
- 10-12-14 at Tennessee
- 19-14 vs. Cleveland
- 26-14 vs. Miami
- 26-14 vs. Miami
- 26-14 vs. Miami
- 11-2-14 at Cincinnati
- 11-2-14 at Cincinnati
- 11-9-14 vs. Dallas
- 11-9-14 vs. Dallas
- 11-9-14 vs. Dallas
- 11-23-14 at Indianapolis
- 11-30-14 vs. New York Giants
- 12-7-14 vs. Houston
- 12-7-14 vs. Houston
- 12-14-14 at Baltimore
- 12-18-14 vs. Tennessee
- 12-18-14 vs. Tennessee
- 12-18-14 vs. Tennessee

- 9-15-13 at Oakland
- 22-13 at Seattle
- 29-13 vs. Indianapolis
- 6-13 at St. Louis
- 6-13 at St. Louis
- 20-13 vs. San Diego
- 20-13 vs. San Diego
- 20-13 vs. San Diego
- 20-13 vs. San Diego
- 27-13 vs. San Francisco (London)
- 11-17-13 vs. Arizona
- 11-24-13 at Houston
- 11-24-13 at Houston
- 12-5-13 vs. Houston
- 12-5-13 vs. Houston
- 12-15-13 vs. Buffalo
- 12-15-13 vs. Buffalo
- 12-22-13 vs. Tennessee
- 29-13 at Indianapolis

- 9-9-12 at Minnesota
- 16-12 vs. Houston
- 23-12 at Indianapolis
- 23-12 at Indianapolis
- 7-12 vs. Chicago
- 21-12 at Oakland
- 28-12 at Green Bay
- 28-12 at Green Bay
- 8-12 vs. Indianapolis
- 11-18-12 at Houston
- 11-18-12 at Houston
- 11-18-12 at Houston
- 11-18-12 at Houston
- 11-25-12 vs. Tennessee
- 9-12 vs. New York Jets
- 12-16-12 at Miami
- 12-16-12 at Miami
- 23-12 vs. New England
- 23-12 vs. New England
- 30-12 at Tennessee

- 25-11 at Carolina
- 25-11 at Carolina

- 47..... Blaine Gabbert to Mike Thomas
- 41..... Maurice Jones-Drew run
- 74t..... Blaine Gabbert to Jason Hill
- 31..... Blaine Gabbert to Maurice Jones-Drew
- 48..... Blaine Gabbert to Maurice Jones-Drew
- 62..... Blaine Gabbert to Mercedes Lewis
- 43..... Maurice Jones-Drew run
- 56..... Maurice Jones-Drew run

- 2010**
- 33..... Mike Thomas run
 - 42t..... David Garrard to Mercedes Lewis
 - 39..... David Garrard to Mike Sims-Walker
 - 52t..... David Garrard to Zach Miller
 - 50t..... David Garrard to Mike Thomas
 - 75..... David Garrard to Maurice-Jones-Drew
 - 37..... Maurice Jones-Drew run
 - 48t..... David Garrard to Jason Hill
 - 74t..... Rashad Jennings run
 - 30t..... Maurice Jones-Drew run
 - 39..... David Garrard to Mike Thomas
 - 31..... David Garrard to Mike Sims-Walker
 - 37..... David Garrard to Jason Hill
 - 44..... Trent Edwards to Jason Hill

- 2009**
- 36..... Maurice Jones-Drew run
 - 34..... David Garrard to Mike Sims-Walker
 - 30..... David Garrard run
 - 61t..... Maurice Jones-Drew run
 - 33t..... David Garrard to Mercedes Lewis
 - 41..... David Garrard to Torry Holt
 - 35..... David Garrard to Mike Sims-Walker
 - 80t..... Maurice Jones-Drew run
 - 79t..... Maurice Jones-Drew run
 - 33..... David Garrard to Jarrett Dillard
 - 61t..... David Garrard to Mike Sims-Walker
 - 45..... David Garrard to Mike Sims-Walker
 - 33t..... Maurice Jones-Drew run
 - 33..... David Garrard to Mercedes Lewis
 - 35..... David Garrard to Mercedes Lewis
 - 30..... David Garrard to Ernest Wilford
 - 47..... David Garrard to Mercedes Lewis
 - 35t..... David Garrard to Nate Hughes
 - 62..... David Garrard to Zach Miller
 - 63..... David Garrard to Torry Holt
 - 30..... Maurice Jones-Drew run

- 2008**
- 33..... David Garrard to Matt Jones
 - 34..... Fred Taylor run
 - 41t..... Montell Owens run
 - 32..... David Garrard to Mike Walker
 - 46t..... Maurice Jones-Drew run
 - 30t..... David Garrard to Mercedes Lewis
 - 32..... David Garrard to Reggie Williams
 - 35..... David Garrard to Matt Jones
 - 31..... David Garrard to Jerry Porter
 - 30..... David Garrard to Reggie Williams
 - 33..... David Garrard to Jerry Porter
 - 41..... David Garrard to Dennis Northcutt
 - 35..... David Garrard to Dennis Northcutt
 - 30t..... David Garrard to Dennis Northcutt

- 2007**
- 47t..... David Garrard to John Broussard
 - 33..... David Garrard to Ernest Wilford
 - 52t..... Maurice Jones-Drew run
 - 40..... David Garrard to Dennis Northcutt
 - 76..... Fred Taylor run
 - 57t..... Maurice Jones-Drew run
 - 30..... Quinn Gray to Greg Estandia
 - 80t..... Quinn Gray to Reggie Williams
 - 56..... Quinn Gray to John Broussard
 - 30..... Maurice Jones-Drew run
 - 36t..... David Garrard to Reggie Williams
 - 36..... David Garrard to George Wriehster
 - 50t..... Fred Taylor run
 - 59t..... David Garrard to Reggie Williams
 - 35..... David Garrard to Ernest Wilford
 - 80t..... Fred Taylor run
 - 38..... Fred Taylor run
 - 55t..... David Garrard to Dennis Northcutt
 - 62t..... Fred Taylor run
 - 43..... David Garrard to Maurice Jones-Drew
 - 37t..... David Garrard to Matt Jones
 - 48..... Quinn Gray to Matt Jones
 - 43t..... David Garrard to Maurice Jones-Drew
 - 32..... David Garrard run
 - 34..... David Garrard to Mercedes Lewis

- 2-11 vs. New Orleans
- 2-11 vs. New Orleans
- 9-11 vs. Cincinnati
- 11-7-11 vs. Houston
- 12-5-11 vs. San Diego
- 12-11-11 vs. Tampa Bay
- 12-15-11 at Atlanta
- 1-12 vs. Indianapolis
- 10-10-10 at Buffalo
- 10-31-10 at Dallas
- 10-31-10 at Dallas
- 11-14-10 vs. Houston
- 11-14-10 vs. Houston
- 11-21-10 vs. Cleveland
- 12-5-10 at Tennessee
- 12-12-10 vs. Oakland
- 12-12-10 vs. Oakland
- 12-12-10 vs. Oakland
- 12-12-10 at Indianapolis
- 12-26-10 vs. Washington
- 12-26-10 vs. Washington
- 2-11 at Houston
- 9-20-09 vs. Arizona
- 20-09 vs. Arizona
- 28-09 at Houston
- 28-09 at Houston
- 9-28-09 vs. Tennessee
- 10-18-09 vs. St. Louis
- 10-18-09 vs. St. Louis
- 11-1-09 at Tennessee
- 11-1-09 at Tennessee
- 11-8-09 vs. Kansas City
- 11-8-09 vs. Kansas City
- 11-8-09 vs. Kansas City
- 11-15-09 at New York Jets
- 11-15-09 at New York Jets
- 11-22-09 vs. Buffalo
- 11-29-09 at San Francisco
- 12-6-09 vs. Houston
- 12-6-09 vs. Houston
- 12-13-09 vs. Miami
- 1-3-10 at Cleveland
- 9-7-08 at Tennessee
- 21-08 at Indianapolis
- 28-08 vs. Houston
- 10-5-08 vs. Pittsburgh
- 10-12-08 at Denver
- 10-12-08 at Denver
- 10-26-08 vs. Cleveland
- 10-26-08 vs. Cleveland
- 11-2-08 at Cincinnati
- 11-23-08 vs. Minnesota
- 12-1-08 at Houston
- 12-14-08 vs. Green Bay
- 12-14-08 vs. Green Bay
- 12-14-08 vs. Green Bay
- 9-9-07 vs. Tennessee
- 16-07 vs. Atlanta
- 7-07 at Kansas City
- 7-07 at Kansas City
- 10-14-07 vs. Houston
- 10-14-07 vs. Houston
- 10-28-07 at Tampa Bay
- 11-4-07 at New Orleans
- 11-4-07 at New Orleans
- 11-11-07 at Tennessee
- 11-18-07 vs. San Diego
- 11-18-07 vs. San Diego
- 11-25-07 vs. Buffalo
- 11-25-07 vs. Buffalo
- 12-2-07 at Indianapolis
- 12-9-07 vs. Carolina
- 12-16-07 at Pittsburgh
- 12-16-07 at Pittsburgh
- 12-23-07 vs. Oakland
- 12-23-07 vs. Oakland
- 12-23-07 vs. Oakland
- 12-30-07 at Houston
- 1-5-08 at Pittsburgh
- 1-5-08 at Pittsburgh
- 1-12-08 at New England

Bold indicates Playoffs




PLAYER BIOS

REGULAR SEASON WEEK 6 - AT CHICAGO

PLAYER BIOS

10

BRANDON ALLEN



QUARTERBACK

6-2 217 LBS.

ARKANSAS

BORN SEPTEMBER 5, 1992

FAYETTEVILLE, ARKANSAS

ACQ: 6TH ROUND OF 2016 DRAFT (201ST)

EXP: ROOKIE

TRANSACTIONS

- Originally drafted by Jacksonville in the sixth round (201st overall) of the 2016 NFL Draft on choice obtained from Pittsburgh for PK Josh Scobee

PRO (Games played/started - 0/0)

- Inactive for the team's first four regular season games in 2016

2016 (w/ JAX - 0/0)

- 9/11 vs. G.B.: Inactive
- 9/18 at S.D.: Inactive
- 9/25 vs. BAL: Inactive
- 10/2 vs. IND: Inactive

COLLEGE (at Arkansas, 2013-15)

- Totaled 7,463 passing yards, which ranks third in program history
- Made 38 career starts at QB, including his final 34 games - the longest streak for an Arkansas QB since joining the SEC in 1992
- Finished second in program history in pass completions (583), second in attempts (1,016) and third in completion percentage (57.4)
- His 64 career passing TDs is a school record
- Graduated in 2014 with a degree in recreation and sport management
- Named to the Razorback Honor Roll for the fall of 2011 and 2012 and the SEC Fall Academic Honor Roll in 2012, 2013 and 2014

PERSONAL

- Attended Fayetteville (Ark.) High School
- Joined the Razorbacks football program rated as the fifth-best pro-style quarterback in the nation, according to Rivals.com and the No. 3 prospect in the state by HawgSports.com
- Honored with the Landers Award, given annually to the top prep football player in the state of Arkansas
- Led Fayetteville High School to the Arkansas Class 7A state title game in 2010, finishing the season with a 10-4 record
- Threw for 3,408 yards and 38 TDs as a senior, going the entire regular season without throwing an INT
- Son of Bobby, the Razorbacks' director of high school and NFL relations, and Marcela Allen
- Younger brother, Austin, is a junior quarterback at Arkansas
- Twitter handle is @BrandonAllen_10

REGULAR SEASON CAREER STATISTICS

PASSING

YEAR	TEAM	P/S	COMP	ATT	PCT	YDS	AVG	TD	INT	SK	RTG
2016	JAX	0/0	0	0	0.00	0	0.0	0	0	0	0
NFL totals: 1 yr.		0/0	0	0	0.0	0	0.0	0	0	0	0

RUSHING

YEAR	TEAM	W-L	ATT	YDS	AVG	TD
2016	JAX	0-0	0	0	0.0	0
NFL totals: 1 yr.		0-0	0	0	0.0	0

2016 GAME-BY-GAME STATISTICS

PASSING

DATE	OPP	P/S	COMP	ATT	PCT	YDS	AVG	TD	INT	SK	RTG
09/11	vs. G.B.					ina					
09/18	at S.D.					ina					
09/25	vs. BAL					ina					
10/02	vs. IND					ina					
BYE WEEK											
10/16	at CHI										
10/23	vs. OAK										
10/27	at TEN										
11/06	at K.C.										
11/13	vs. HOU										
11/20	at DET										
11/27	at BUF										
12/04	vs. DEN										
12/11	vs. MIN										
12/18	at HOU										
12/24	vs. TEN										
01/01	at IND										

2016 totals:

RUSHING

DATE	OPP	W/L	ATT	YDS	AVG	TD
09/11	vs. G.B.			ina		
09/18	at S.D.			ina		
09/25	vs. BAL			ina		
10/02	vs. IND			ina		
BYE WEEK						
10/16	at CHI					
10/23	vs. OAK					
10/27	at TEN					
11/06	at K.C.					
11/13	vs. HOU					
11/20	at DET					
11/27	at BUF					
12/04	vs. DEN					
12/11	vs. MIN					
12/18	at HOU					
12/24	vs. TEN					
01/01	at IND					

2016 totals:

PLAYER BIOS

93

TYSON ALUALU

DEFENSIVE END

6-3 310 LBS.


CALIFORNIA

BORN MAY 12, 1987

HONOLULU, HAWAII

ACQ: 1ST ROUND OF 2010 DRAFT (10TH)

EXP: 7TH YEAR



TRANSACTIONS

- Originally drafted by Jacksonville in the first round (10th overall) of the 2010 draft

PRO (Games played/started - 98/79)

- Played in 96 consecutive games to start career, tied for the third-longest streak for consecutive games played in franchise history
- Former first-round pick started 64 consecutive games (48 at DT, 16 at DE) to begin his career, tied for the sixth-longest streak for consecutive starts in franchise history
- Career totals include 344 tackles (196 solo), 16.0 sacks, 26 tackles for loss, eight passes defended and two fumble recoveries
- Has 74 career QB pressures, posting 20 in 2010, 22 in 2011, 13 in 2012, eight in 2013, five in 2014 and eight in 2015
- Was the only defensive player to start all 16 games for the Jaguars from 2010-13
- Became first player drafted by the Jaguars from the University of California and was highest drafted player in school history since **Andre Carter** (seventh overall pick by San Francisco in 2001)

2016 (w/ JAX - 2/2)

- 9/11 vs. G.B.:** Inactive
- 9/18 at S.D.:** Inactive
- 9/25 vs. BAL:** Started at DE and made two tackles (one solo)
- 10/2 vs. IND:** Started at DE and made two tackles (one solo), including his first sack since 12/6/15 at TEN

2015 (w/ JAX - 16/13)

- Played in all 16 games (13 starts) for the sixth consecutive season, totaling 26 tackles (18 solo), six tackles for loss, two sacks and two passes defended
- 9/20 vs. MIA:** Made one tackle (one solo) and recorded one QB hurry ... Also made his first career reception for three yards to pick up a first down
 - 10/11 at T.B.:** Started at DT in his 85th consecutive game played ... Recorded four tackles (four solo), including his 20th career tackle for loss
 - 11/15 at BAL:** Recorded two tackles (one solo), including his second career fumble recovery
 - 12/6 at TEN:** Posted two tackles (two solo), two tackles for loss and 1.0 sack ... Added one reception for 16 yards
 - 12/27 at N.O.:** Started at DT, playing in his 95th consecutive game, and made two tackles (two solo), including one tackle for loss ... Blocked a fourth-quarter field goal attempt by K **Kai Forbath**

2014 (w/ JAX - 16/0)

- Played all 16 games as part of DL rotation and totaled 30 tackles (13 solo), two sacks, two tackles for loss and five QB hits
- 9/14 at WAS:** Tied for second on the team with a season-high seven tackles (three solo)
 - 10/26 vs. MIA:** Had three tackles (two solo) and one QB hit
 - 11/2 at CIN:** Totaled four assisted tackles
 - 11/30 vs. NYG:** Registered first sack of the season, taking down QB **Eli Manning** for a one-yard loss in the fourth quarter ... Finished with two QB pressures
 - 12/14 at BAL:** Had four tackles in reserve role
 - 12/28 at HOU:** Registered a sack of QB **Case Keenum** in the second quarter, his second of the season

2013 (w/ JAX - 16/16)

- Started all 16 games for the fourth consecutive season ... One of only three defensive players (DE **Jason Babin**, DT **Sen'Derrick Marks**) and five players overall to start all 16 games ... Made transition from DT to DE in offseason ... Finished with 44 tackles (34 solo), 1.5 sacks, eight QB pressures, three tackles for loss and one pass defended
- 9/8 vs. KC:** Made first career start at DE
 - 9/15 at OAK:** Produced four tackles (two solo) and split a sack with DE **Brandon Deaderick**
 - 9/29 vs. IND:** Sacked QB **Andrew Luck** for a 10-yard loss in the second quarter ... Added two QB hits
 - 10/20 vs. SD:** Had a season-high six solo tackles on
 - 12/5 vs. HOU:** Tallied three solo tackles and tied for the team-lead with two QB hits
 - 12/15 vs. BUF:** Matched his season-high with six tackles (four solo), one tackle for loss and one QB hit

2012 (w/ JAX - 16/16)

- Started all 16 games for the third consecutive season ... Produced a career-high 82

tackles (36 solo) and led team with 3.5 sacks ... Added three tackles for loss and 13 QB pressures

- 9/9 at MIN:** Recorded five tackles in the season-opener and logged his seventh career sack in the third quarter on QB **Christian Ponder**
- 10/21 at OAK:** Had four tackles (two solo) with one QB pressure and one fumble recovery
- 11/8 vs. IND:** Tallied seven tackles (four solo) with two QB pressures. Sacked QB **Andrew Luck** in the first quarter, his eighth career sack and second of the season
- 12/2 at BUF:** Made 10 tackles (three solo)
- 12/16 at MIA:** Split a sack with DE **Jason Babin** of QB **Ryan Tannehill**
- 12/23 vs. NE:** Started at DT and made four tackles (two solo) with one sack and one QB pressure ... Sacked QB **Tom Brady** in the fourth quarter

2011 (w/ JAX - 16/16)

- Started all 16 games at DT for the second consecutive season ... Compiled 81 tackles (43 solo) along with 2.5 sacks, four tackles for loss, one fumble recovery and two passes defended ... Ranked second on the club with 22 QB pressures ... One of eight players to start all 16 games (one of only five defensive players)
- 9/25 at CAR:** Established a career-high 11 tackles along, with two tackles for loss and one pass defended
 - 10/6 at PIT:** Sacked QB **Ben Roethlisberger** for a three-yard loss in the fourth quarter and totaled six tackles
 - 10/30 at HOU:** Tied his career-high with 11 tackles and added two QB pressures
 - 11/13 at IND:** Recovered a fumble by QB **Dan Orlovsky** in the fourth quarter which led to a Jaguars TD which sealed the victory
 - 11/20 at CLE:** Split a sack with LB **Russell Allen** on QB **Colt McCoy** in the fourth quarter
 - 12/11 vs. TB:** Produced three solo tackles, one sack and one QB pressure

2010 (w/ JAX - 16/16)

- Started all 16 games as a rookie at DT, joining 2009 third-round pick **Terrance Knighton** as the only two DL in franchise history to accomplish the feat ... Ranked tied for second on team with 3.5 sacks and third with seven tackles for loss ... Totaled 77 tackles (50 solo), three passes defended and 20 QB pressures
- 9/12 vs. DEN:** Only rookie to start on opening day for the Jaguars and finished with seven tackles, one QB hit and first career sack ... Sacked QB **Kyle Orton** for a six-yard loss in the second quarter
 - 9/26 vs. PHI:** Recorded eight tackles and split a sack with Knighton in the third quarter
 - 10/31 at DAL:** Compiled six tackles, one sack, one tackle for loss and two QB hits
 - 11/21 vs. CLE:** Registered a sack for the second time in three games

COLLEGE (at California, 2006-09)

- Four-year letterman, playing in 52 games with 40 starts
- Never missed a game and started 39 consecutive games to complete his career
- Career totals include 195 tackles, 26 tackles for loss, 16 sacks, seven passes defended, four forced fumbles and four fumble recoveries
- Three-time winner of the Brick Muller Award as team's most valuable DL

PERSONAL

- Married (Desire) with sons, Tyree, Tydes and Tyten; and daughter, Dereon
- Attended St. Louis High School in Honolulu; School also produced current NFL players C **Dominic Raiola** (Detroit) and former NFL players FB **Chris Fuamatu-Ma'afala** and C **Olin Kreutz** among others
- Ranked as No. 2 player in state in 2005 by Rivals.com
- Parents are Ta'avao and Levaa'i Alualu
- Has seven sisters: Taimane-Ruta, Tanya, Tasia, Tatiana, Timena, Trinity and Trust, and one brother, Tupu
- Fourth member of his family to play college football; His uncle, Tupu Alualu played at Hawaii, cousin Ben Alualu played at Arizona and cousin, Tyrone lualu, played at Laney College
- Lives by the motto "God first, and everything else will fall into place"
- Full name: Tyson Asi Alualu.
- Last name pronounced AH-lu AH-lu



REGULAR SEASON CAREER STATISTICS

YEAR	TEAM	GP/GS	TKL	SOLO	ASST	ST	SACKS	FF	FR	PD	TFL
2010	JAX	16/16	77	50	27	0	3.5	0	0	3	7
2011	JAX	16/16	81	43	38	0	2.5	0	1	2	4
2012	JAX	16/16	82	36	46	0	3.5	0	0	0	3
2013	JAX	16/16	44	34	10	0	1.5	0	0	1	3
2014	JAX	16/0	30	13	17	0	2.0	0	0	0	2
2015	JAX	16/13	26	18	8	0	2.0	0	1	2	6
2016	JAX	2/2	4	2	2	0	1.0	0	0	0	1
NFL totals:		7 yrs. 98/79	344	197	149	0	16.0	0	2	8	26

PLAYER BIOS

21 PRINCE AMUKAMARA

CORNERBACK
6-0 207 LBS.
NEBRASKA
BORN JUNE 6, 1989
LEOMINSTER, MASSACHUSETTS
ACQ: UFA (N.Y. GIANTS) 2016
EXP: 6TH YEAR



- Named Big 12 Defensive Player of the Year, joining **Ndamukong Suh** and **Grant Wistrom** as the only Cornhuskers to win the award
- The defensive captain started all 14 games at LCB and ranked sixth on the team with 59 tackles (36 solo), including one sack

PERSONAL

- Starred at Apollo High School (Glendale, Ariz.) and named the state's player of the year by the Arizona Republic and All-Arizona Informant Offensive Player of the Year as a senior
- Two-way starter at running back, rushing for nearly 50 touchdowns and 3,389 yards over his final two seasons, adding 664 receiving yards and 125 tackles
- Helped the Apollo basketball team win three straight Class 4A state titles
- A member of the track and field squad, where he won the Class 4A state titles in both the 100-meter and 200-meter dashes as a senior
- Married (Pilar) with a daughter Princess Paisley and a son, Princeton
- Family comes from royal bloodlines in Nigeria, as his great grandfather was the king of the Awo-Omamma in Iwo State of Nigeria, while Romanus Amukamara was chief
- Has five sisters whose names are Princess, Precious, Promise, Peace and Passionate
- Twitter handle is @PrinceAmukamara

TRANSACTIONS

- Originally drafted by the N.Y. Giants in the first round (19th overall) of the 2011 NFL Draft ... Signed as an unrestricted free agent by Jacksonville on 3/11/15

PRO (Games played/started - 57/46, 4/0)

- Sixth-year CB has played in 57 regular season games with 46 starts, including four postseason contests
- Career totals include 266 tackles (230 solo), seven interceptions, 44 passes defensed, three forced fumbles and one fumble recovery
- In the postseason, has tallied three tackles (two solo)

2016 (w/ JAX - 2/1)

- **9/11 vs. G.B.:** Started at RCB in the team's season opener and tallied two solo tackles and one pass defensed
- **9/18 at S.D.:** Inactive (hamstring)
- **9/25 vs. BAL:** Inactive (hamstring)
- **10/2 vs. IND:** Saw 53 snaps at CB and made three solo tackles, including one tackle for loss

2015 (w/ NYG - 11/10)

Played in 11 games with 10 starts and totaled 63 tackles (55 solo), nine passes defensed, one interception, one forced fumble and one fumble recovery ... Missed five games due to a pectoral injury

- **9/13 at DAL:** Started at RCB and recorded eight tackles
- **9/24 vs. WAS:** Started at RCB and recorded eight tackles, three passes defensed and snagged an interception
- **10/4 at BUF:** Started at RCB and registered six tackles (five solo), one pass defensed, one forced fumble and one fumble recovery

2014 (w/ NYG - 8/8)

Started each of the season's first eight games at RCB ... Suffered a torn right bicep on 11/3 vs. Indianapolis and was put on injured reserve after successful surgery ... Finished the season with 46 tackles (37 solo), a career-high three interceptions and 11 passes defensed

- **9/8 at DET:** Had eight tackles (four solo) and two passes defensed
- **9/14 vs. ARI:** Had a season-high nine tackles (eight solo) and a pass defensed
- **9/21 vs. HOU:** Contributed five tackles (four solo) and an interception
- **9/25 at WAS:** Had three solo tackles and in interception return for 11 yards
- **10/19 at DAL:** Recorded seven tackles and an interception

2013 (w/ NYG - 16/16)

Started every game at RCB for the first time in his career ... Finished fourth on the team with 83 tackles (72 solo) and was second with 14 passes defensed ... Also had an interception and two forced fumbles

- **9/15 vs. DEN:** Credited with a season-high eight solo tackles
- **12/29 vs. WAS:** Contributed five tackles (four solo) and two passes defensed

2012 (w/ NYG - 13/11)

Played in 13 games with 11 starts at RCB ... Finished the season with 59 tackles (44 solo), an interception and six passes defensed

- **9/30 at CAR:** Made his first career start and had a tackle and pass defensed
- **10/14 at S.F.:** Led team with six tackles and three passes defensed and tallied an interception off of QB **Alex Smith** on the first play of the second quarter
- **11/11 at CIN:** Posted a team- and career-high 10 tackles (seven solo)

2011 (w/ NYG - 7/0, 4/0)

Played in the final seven regular season games and all four postseason contests ... His season was cut in half because of a fractured foot suffered in first training camp practice on 8/6 ... Was inactive for the season's first nine games ... Finished with 14 tackles (12 solo), one interception, three passes defensed and a fumble recovery ... In the postseason, had three tackles (two solo)

- **11/20 vs. PHI:** Made NFL debut ... On his second play, intercepted QB **Vince Young** and finished with five solo tackles
- **2/5 vs. N.E.:** Credited with one solo tackle in Super Bowl XLVI

COLLEGE (at Nebraska, 2007-10)

- Played in 49 games with 31 starts, starting 16 games at RCB and 15 at LCB
- Career totals include 161 tackles (100 solo), five interceptions, 26 passes defensed, four sacks, six tackles for loss, three forced fumbles and one fumble recovery
- As a senior, was a unanimous All-America selection and All-Big 12 Conference first-team choice

REGULAR SEASON CAREER STATISTICS

YEAR	TEAM	GP/GS	TKL	SOLO	ASST	SACKS	FF	FR	PD	INT
2011	NYG	7/0	14	12	2	0.0	0	1	3	1
2012	NYG	13/11	59	45	14	0.0	0	0	6	1
2013	NYG	16/16	83	72	11	0.0	2	0	14	1
2014	NYG	8/8	46	37	9	0.0	0	0	11	3
2015	NYG	11/10	63	55	8	0.0	1	1	9	1
2016	JAX	2/1	5	5	0	0.0	0	0	1	0
NFL totals:		6 yrs. 57/46	266	230	36	0.0	3	2	44	7

POSTSEASON CAREER STATISTICS

YEAR	TEAM	GP/GS	TKL	SOLO	ASST	SACKS	FF	FR	PD	INT
2011	NYG	4/0	3	2	1	0.0	0	0	0	0
NFL totals:		5 yrs. 4/0	3	2	1	0.0	0	0	0	0

CAREER HIGHS

	GAME	SEASON
Tackles:	10 (11/11/12 at CIN)	83 (2013)
Interceptions:	1 (seven times, last: 9/25/15 at WAS)	3 (2014)
Forced fumbles:	1 (three times, last: 10/4/15 at BUF)	2 (2013)
Fumble recoveries:	1 (two times, last: 10/4/15 at BUF)	1 (2011 & 2015)
Passes defensed:	3 (two times, last: 9/24/15 vs. WAS)	14 (2013)

2016 GAME-BY-GAME STATISTICS

DATE	OPP	TKL	SOLO	ASST	ST	SACKS	FF	FR	PD	INT
09/11	vs. Green Bay	2	2	0	0	0.0	0	0	1	0
09/18	at San Diego				ina					
09/25	vs. Baltimore				ina					
10/02	vs. Indianapolis	3	3	0	0	0.0	0	0	0	0
BYE WEEK										
10/16	at Chicago									
10/23	vs. Oakland									
10/27	at Tennessee									
11/06	at Kansas City									
11/13	vs. Houston									
11/20	at Detroit									
11/27	at Buffalo									
12/04	vs. Denver									
12/11	vs. Minnesota									
12/18	at Houston									
12/24	vs. Tennessee									
01/01	at Indianapolis								1	0
2016 totals:		5	5	0	0	0.0	0	0	1	0

PLAYER BIOS

2015 GAME-BY-GAME STATISTICS									
DATE	OPP	TKL	SOLO	ASST	SACKS	FF	FR	PD	INT
09/13	at Dallas	8	6	2	0.0	0	0	0	0
09/20	vs. Atlanta	4	4	0	0.0	0	0	1	0
09/24	vs. Washington	8	6	2	0.0	0	0	3	1
10/04	at Buffalo	6	5	1	0.0	1	1	2	0
10/11	vs. San Francisco	6	5	1	0.0	0	0	1	0
10/29	at Philadelphia				ina				
10/25	vs. Dallas				ina				
11/01	at New Orleans				ina				
11/08	at Tampa Bay				ina				
11/15	vs. New England				ina				
BYE WEEK									
11/29	at Washington	4	3	1	0.0	0	0	0	0
12/06	vs. N.Y. Jets	5	4	1	0.0	0	0	0	0
12/14	at Miami	5	5	0	0.0	0	0	0	0
12/20	vs. Carolina	7	7	0	0.0	0	0	2	0
12/27	at Minnesota	6	6	0	0.0	0	0	1	0
01/03	vs. Philadelphia	4	4	0	0.0	0	0	0	0
2015 totals:		63	55	8	0.0	1	1	10	1

2012 GAME-BY-GAME STATISTICS									
DATE	OPP	TKL	SOLO	ASST	SACKS	FF	FR	PD	INT
09/05	vs. Dallas				ina				
09/16	vs. Tampa Bay				ina				
09/20	at Carolina	1	1	0	0.0	0	0	1	0
09/30	at Philadelphia	5	3	2	0.0	0	0	1	0
10/07	vs. Cleveland	2	1	1	0.0	0	0	0	0
10/14	at San Francisco	6	5	1	0.0	0	0	3	1
10/21	vs. Washington	6	5	1	0.0	0	0	1	0
10/28	at Dallas	8	6	2	0.0	0	0	0	0
11/04	vs. Pittsburgh	3	2	1	0.0	0	0	0	0
11/11	at Cincinnati	10	7	3	0.0	0	0	0	0
BYE WEEK									
11/25	vs. Green Bay	3	3	0	0.0	0	0	0	0
12/03	at Washington	7	5	2	0.0	0	0	0	0
12/09	vs. New Orleans	2	2	0	0.0	0	0	0	0
12/16	at Atlanta				ina				
12/23	at Baltimore	0	0	0	0.0	0	0	0	0
12/30	vs. Philadelphia	4	4	0	0.0	0	0	0	0
2012 totals:		57	44	13	0.0	0	0	6	1

2014 GAME-BY-GAME STATISTICS									
DATE	OPP	TKL	SOLO	ASST	SACKS	FF	FR	PD	INT
09/08	at Detroit	8	4	4	0.0	0	0	2	0
09/14	vs. Arizona	9	8	1	0.0	0	0	1	0
09/21	vs. Houston	5	4	1	0.0	0	0	2	1
09/25	at Washington	3	3	0	0.0	0	0	2	1
10/05	vs. Atlanta	4	3	1	0.0	0	0	2	0
10/12	at Philadelphia	6	5	1	0.0	0	0	0	0
10/19	at Dallas	7	7	0	0.0	0	0	2	1
BYE WEEK									
11/03	vs. Indianapolis	3	3	0	0.0	0	0	0	0
11/09	at Seattle				IR				
11/16	vs. San Francisco				IR				
11/23	vs. Dallas				IR				
11/30	at Jacksonville				IR				
12/07	at Tennessee				IR				
12/14	vs. Washington				IR				
12/21	at St. Louis				IR				
12/28	vs. Philadelphia				IR				
2014 totals:		45	37	8	0.0	0	0	11	3

2011 GAME-BY-GAME STATISTICS									
DATE	OPP	TKL	SOLO	ASST	SACKS	FF	FR	PD	INT
09/11	at Washington				ina				
09/19	vs. St. Louis				ina				
09/25	at Philadelphia				ina				
10/02	at Arizona				ina				
10/09	vs. Seattle				ina				
10/16	vs. Buffalo				ina				
BYE WEEK									
10/30	vs. Miami				ina				
11/06	at New England				ina				
11/13	at San Francisco				ina				
11/20	vs. Philadelphia	5	5	0	0.0	0	0	1	1
11/28	at New Orleans	1	1	0	0.0	0	1	0	0
12/04	vs. Green Bay	2	0	2	0.0	0	0	0	0
12/11	at Dallas	4	4	0	0.0	0	0	0	0
12/18	vs. Washington	2	2	0	0.0	0	0	1	0
12/24	at N.Y. Jets	0	0	0	0.0	0	0	0	0
01/01	vs. Dallas	0	0	0	0.0	0	0	0	0
2011 totals:		14	12	2	0.0	0	1	2	1

2013 GAME-BY-GAME STATISTICS									
DATE	OPP	TKL	SOLO	ASST	SACKS	FF	FR	PD	INT
09/08	at Dallas	5	3	2	0.0	0	0	1	0
09/15	vs. Denver	8	8	0	0.0	1	0	1	0
09/22	at Carolina	6	5	1	0.0	0	0	1	0
09/29	at Kansas City	3	2	1	0.0	0	0	2	1
10/06	vs. Philadelphia	2	2	0	0.0	0	0	0	0
10/10	at Chicago	7	6	1	0.0	0	0	0	0
10/21	vs. Minnesota	6	5	1	0.0	0	0	0	0
10/27	at Philadelphia	7	5	2	0.0	1	0	0	0
BYE WEEK									
11/10	vs. Oakland	3	3	0	0.0	0	0	0	0
11/17	vs. Green Bay	7	6	1	0.0	0	0	0	0
11/24	vs. Dallas	5	5	0	0.0	0	0	1	0
12/01	at Washington	5	5	0	0.0	0	0	2	0
12/08	at San Diego	7	5	2	0.0	0	0	0	0
12/15	vs. Seattle	3	3	0	0.0	0	0	2	0
12/22	at Detroit	4	4	0	0.0	0	0	1	0
12/29	vs. Washington	5	4	1	0.0	0	0	2	0
2013 totals:		83	70	13	0.0	2	0	13	1

01/08	vs. Atlanta	2	1	1	0.0	0	0	0	0
01/15	at Green Bay	0	0	0	0.0	0	0	0	0
01/22	at San Francisco	0	0	0	0.0	0	0	0	0
02/05	at New England	1	1	0	0.0	0	0	0	0
Postseason totals:		3	2	1	0.0	0	0	0	0

PLAYER BIOS

68

KELVIN BEACHUM

OFFENSIVE LINEMAN
6-3 303 LBS.
SOUTHERN METHODIST
BORN JUNE 8, 1989
MEXIA, TEXAS
ACQ: UFA (PITTSBURGH) 2016
EXP: FIFTH YEAR



- Named first-team Conference USA after his junior season
- Redshirted his first season in 2007

PERSONAL

- Attended Mexia (Texas) High School where he was named first-team All-District 19-3A as a senior and second-team All-District as a junior
- Allowed only one sack in 2006
- Averaged a double-double in basketball
- Son of Kelvin, Sr. and Culetta Beachum
- Full name: Kelvin Lee Beachum Jr.
- Twitter handle is @KelvinBeachumJr

TRANSACTIONS

Originally drafted by Pittsburgh in the seventh round (248th overall) of the 2012 NFL Draft ... Signed by Jacksonville as an unrestricted free agent on 3/16/16

PRO (Games played/started - 46/41, 1/1)

- In four NFL seasons, has appeared in 46 games with 41 starts at LT, RT and TE

2016 (w/ JAX - 3/3)

- **9/11 vs. G.B.:** Made his Jaguars debut, starting at LT
- **9/18 at S.D.:** Started at LT before exiting the game in the third quarter with a concussion
- **9/25 vs. BAL:** Inactive (concussion)
- **10/2 vs. IND:** Returned from injury to start at LT, helping the team rush for a season-high 136 yards

2015 (w/ PIT - 6/6)

Placed on the team's injured reserve due to a left knee injury on Oct. 19

- **9/10 at N.E.:** Started third straight season-opening game on the offensive line ... Was part of an offensive line that helped the Steelers have a 300-yard passer, 100-yard rusher and 100-yard receiver
- **9/20 vs. S.F.:** Was part of an offensive line that did not allow a sack and blocked for an offense that gained 453 net yards

2014 (w/ PIT - 16/16, 1/1)

Started at LT in all 16 games during the regular season ... Started at LT in postseason debut vs. Baltimore in the AFC Wild Card Game

- **9/7 vs. CLE:** Started on the offensive line that helped pave the way for RB **Le'Veon Bell** to eclipse the 100-yard rushing mark
- **9/21 at CAR:** Was part of an offensive line that allowed only one sack ... Helped block for 264 rushing yards, including two 100-yard performances from Bell and LB **LaGarrette Blount**
- **10/26 vs. IND:** Was part of an offensive line that allowed zero sacks in 49 pass attempts and allowed QB **Ben Roethlisberger** to throw for team records in completions (40), passing yards (522) and passing touchdowns (6)
- **11/02 vs. BAL:** Was part of an offensive line that helped block for Roethlisberger to throw six touchdowns and to total an NFL record 12 touchdown passes in back-to-back games
- **11/17 at TEN:** Was part of an offensive line that helped pave the way for Bell to record the fourth-highest single-game rushing total in team history (204 yards)
- **12/07 at CIN:** Was part of an offensive line that allowed zero sacks in 39 pass attempts
- **12/28 vs. CIN:** Was part of offensive line that allowed zero sacks in 38 pass attempts

2013 (w/ PIT - 15/12)

Played in 15 games, making 12 starts (11 at LT and one at TE)

- **9/8 vs. TEN:** Saw action at C in placed of injured C **Maurkice Pouncey**
- **10/13 at NYJ:** Made his first career start at LT and was part of an offensive line that helped control the football for 35:49
- **11/03 at N.E.:** Was part of an offensive line that helped the Steelers amass a season-high 479 net yards
- **11/17 vs. DET:** Was part of an offensive line that helped produce four scoring drives of 60+ yards
- **11/24 at CLE:** Member of an offensive line that did not allow a sack
- **11/28 at BAL:** Was part of an offensive line that produced touchdown drives on three of the final four possessions
- **12/22 at G.B.:** Was part of an offensive line that helped block for a Steelers' rushing attack to gain a season-high 151 yards
- **12/28 vs. CLE:** Was part of an offensive line that allowed one sack or less for the third straight game

2012 (w/ PIT - 7/5)

Appeared in seven games, and started the final five contests at RT as a rookie

- **9/23 at OAK:** Saw action on special teams and on the offensive line for the first time in his career, filling in at RT for injured RT **Marcus Gilbert** and **Mike Adams**
- **12/2 at BAL:** Made his first career start at RT for the injured Adams

COLLEGE (at Southern Methodist, 2007-11)

- Started all 52 games in four seasons
- As a senior, was named to Conference USA All-Academic team and selected to the Lombardi Award and Outland Award watch lists

PLAYER BIOS

12 ARRELIOUS BENN

WIDE RECEIVER

6-2 220 LBS.

ILLINOIS

BORN SEPTEMBER 8, 1988

WASHINGTON, D.C.

ACQ: FREE AGENT 2015

EXP: 6TH YEAR



TRANSACTIONS

Originally drafted by Tampa Bay in the second round (39th overall) of the 2010 draft ... Traded to Philadelphia on 3/15/13 ... Waived on 5/16/14 ... Signed by Philadelphia as a free agent on 5/19/14 ... Waived on 9/6/14 ... Signed by Jacksonville as a free agent on 1/5/15 ... Placed on injured reserve on 8/24/15 ... Released on 9/3/16 ... Signed on 9/4/16.

PRO (Games played/started - 41/24)

- Fifth-year WR has played in 41 games with 24 starts in Tampa Bay and Jacksonville
- Also spent time with Philadelphia from 2013-14
- Career totals include 61 receptions for 872 yards (14.3 avg.) and five TDs
- Added 13 kickoff returns for 23.5 avg. and 15 rushes for 44 yards
- Has 12 career receptions of 25-plus yards and three of 50-plus yards

2016 (w/ JAX - 4/0)

- **9/11 vs. G.B.:** Made his Jaguars debut and made one special teams tackle
- **9/18 at S.D.:** Had one reception for nine yards and played on special teams
- **9/25 vs. BAL:** Played 21 snaps on special teams
- **10/2 vs. IND:** Posted one reception for one yard ... Played 20 snaps on special teams and made one special teams tackle

2015 (w/ JAX - IR)

Spent training camp and preseason with Jacksonville and was placed on injured reserve on Sept. 6

2014 (w/ PHI - IR)

Spent preseason with Philadelphia and was placed on injured reserve on Aug. 29 and received an injury settlement on Sept. 6

2013 (w/ PHI - IR)

Missed the entire season with an ACL injury suffered in training camp

2012 (w/ T.B. - 8/1)

Played in eight games with one start in his final season with Tampa Bay ... Totaled four receptions for 26 yards, three rushes for 16 yards and 13 kickoff returns for 23.5-yard average ... Missed the final half of the season after being placed on injured reserve with shoulder and knee injuries

2011 (w/ T.B. - 14/14)

Started all 14 games played and produced a career-high 30 receptions for 441 yards and three TDs

- **10/16 vs. N.O.:** Registered a season-high 83 yards on three receptions including a 65-yard TD catch
- **11/20 at G.B.:** Recorded a season-high two catches of 25-plus yards and finished with 75 yards on five receptions

2010 (w/ T.B. - 15/9)

- Played in 15 games with nine starts as a rookie
- Registered 25 receptions for 395 yards and two TDs along with 35 yards on six carries

- **9/12 vs. CLE:** Made NFL debut
- **11/7 vs. ATL:** Scored his first career TD (13 yards)
- **12/12 at WAS:** Had a career-high 122 yards on four receptions and his only career 100-yard receiving game including a career-long 64-yard catch

COLLEGE (at Illinois, 2007-09)

- Three-year letterman at Illinois
- Declared for the draft following his junior season
- Ranked fourth in school history with 3,613 all-purpose yards
- Finished his career with 159 receptions for 2,221 yards and seven TDs
- Saw action as a true freshman and earned Big Ten Freshman of the Year honors

PERSONAL

- Attended Dunbar High School in Washington, D.C.
- Named USA Today first-team All-American and was also a Parade All-American
- Five-star player by Rivals.com and ranked as the No. 2 WR in the country by Rivals.com
- Son of Denise Benn

REGULAR SEASON CAREER STATISTICS

YEAR	TEAM	GP/GS	RECs	YDS	AVG.	LG	TD
2010	T.B.	15/9	25	395	15.8	64	2
2011	T.B.	14/14	30	441	14.7	65t	3
2012	T.B.	8/1	4	26	6.5	9	0
2016	JAX	4/0	2	10	5.0	9	0
NFL totals: 6 yrs.		41/24	61	872	14.3	65t	0

Additional statistics: 15 rushes for 44 yards (2.9 avg.)

CAREER HIGHS

	GAME	SEASON
Receptions:	5 (11/20/11 at G.B.)	30 (2011)
Receiving yards:	122 (12/12/10 at WAS)	441 (2011)
Receiving touchdowns:	1 (five times, last: 12/24/11 at CAR)	3 (2011)

2016 GAME-BY-GAME STATISTICS

DATE	OPP	RECs	YDS	AVG.	LG	TD
09/11	vs. Green Bay	0	0	0.0	0	0
09/18	at San Diego	1	9	9.0	9	0
09/25	vs. Baltimore	0	0	0.0	0	0
10/02	vs. Indianapolis	1	1	1.0	1	0
BYE WEEK						
10/16	at Chicago					
10/23	vs. Oakland					
10/27	at Tennessee					
11/06	at Kansas City					
11/13	vs. Houston					
11/20	at Detroit					
11/27	at Buffalo					
12/04	vs. Denver					
12/11	vs. Minnesota					
12/18	at Houston					
12/24	vs. Tennessee					
01/01	at Indianapolis					
2016 totals:		2	10	5.0	9	0

Additional statistics: Two special teams tackles

2012 GAME-BY-GAME STATISTICS

DATE	GAME	RECs	YDS	AVG.	LG	TD
09/09	vs. Carolina			ina		
09/16	at N.Y. Giants	0	0	0.0	0	0
09/23	at Dallas	1	8	8.0	8	0
09/30	vs. Washington	3	18	6.0	9	0
BYE WEEK						
10/14	vs. Kansas City	0	0	0.0	0	0
10/21	vs. New Orleans	0	0	0.0	0	0
10/25	at Minnesota	0	0	0.0	0	0
11/04	at Oakland	0	0	0.0	0	0
11/11	vs. San Diego			ina		
11/18	at Carolina	0	0	0.0	0	0
11/25	vs. Atlanta			IR		
12/02	at Denver			IR		
12/09	vs. Philadelphia			IR		
12/16	at New Orleans			IR		
12/23	vs. St. Louis			IR		
12/30	at Atlanta			IR		
2012 totals:		4	26	6.5	9	0

Additional statistics: three rushes for 16 yards (5.3 avg.); three kick returns for 16 yards (5.3 avg.)

PLAYER BIOS



2011 GAME-BY-GAME STATISTICS

DATE	GAME	RECS	YDS	AVG.	LG	TD
09/11	vs. Detroit	4	27	6.8	10	0
09/18	at Minnesota	1	25	25.0	25T	1
09/25	vs. Atlanta	3	19	6.3	13	0
10/03	vs. Indianapolis	1	43	43.0	43	0
10/09	at San Francisco	3	46	15.3	33	0
10/16	vs. New Orleans	3	83	27.7	65T	1
10/23	vs. Chicago	0	0	0.0	0	0
	BYE WEEK					
11/06	at New Orleans	2	22	11.0	16	0
11/13	vs. Houston	2	47	23.5	33	0
11/20	at Green Bay	5	75	15.0	37	0
11/27	at Tennessee	1	-3	-3.0	-3	0
12/04	vs. Carolina	3	46	15.3	38	0
12/11	at Jacksonville	1	7	7.0	7	0
12/17	vs. Dallas			ina		
12/24	at Carolina	1	4	4.0	4T	1
12/30	at Atlanta			IR		
2011 totals:		30	441	14.7	65	3

Additional statistics: six rushes for -7 yards (-1.2 avg.)



2010 GAME-BY-GAME STATISTICS

DATE	GAME	RECS	YDS	AVG.	LG	TD
09/12	vs. Cleveland	0	0	0.0	0	0
09/19	at Carolina	0	0	0.0	0	0
09/26	vs. Pittsburgh	3	33	11.0	13	0
	BYE WEEK					
10/10	at Cincinnati	2	25	12.5	18	0
10/17	vs. New Orleans	1	9	9.0	9	0
10/24	vs. St. Louis	1	9	9.0	9	0
10/31	at Arizona	1	53	53.0	53	0
11/07	at Atlanta	1	14	14.0	14T	1
11/14	vs. Carolina	2	29	14.5	21	1
11/21	at San Francisco	2	14	7.0	7	0
11/28	at Baltimore	3	9	3.0	9	0
12/05	vs. Atlanta	1	28	28.0	28	0
12/12	at Washington	4	122	30.5	64	0
12/19	vs. Detroit	3	34	11.3	13	0
12/26	vs. Seattle	1	16	16.0	16	0
2010 totals:		25	395	15.8	64	2

Additional statistics: six rushes for 25 yards (5.8 avg.)

PLAYER BIOS

5

BLAKE BORTLES

QUARTERBACK

6-5 245 LBS.


CENTRAL FLORIDA

BORN APRIL 28, 1992

OVIDO, FLORIDA

ACQ: 1ST ROUND OF 2014 DRAFT (3RD)

EXP: 3RD YEAR



TRANSACTIONS

Originally drafted by Jacksonville in the first round (3rd overall) of the 2014 draft

PRO (Games played/started - 34/33)

- Third-year QB started the final 13 games as a rookie and every game of the 2015 season after being selected with the third overall pick in 2014
- Ranks fourth in career passing yards (8,386), pass attempts (1,241), pass completions (733), passing touchdowns (53) and third in completion percentage (59.1) in franchise history
- The first player in franchise history to have multiple games with four-plus passing TDs (three games)

2016 (w/ JAX - 4/4)

- **9/11 vs. G.B.:** Completed 24-of-39 passes (61.5 comp. pct.) for 320 yards, one TD and one INT for an 85.4 passer rating ... His 187 first-half passing yards were most for his career ... His 320 yards are the most by a Jaguars QB on kickoff weekend in franchise history
- **9/18 at S.D.:** Completed 31-of-50 passes (62.0 comp. pct.) for 329 yards, two TDs and two INTs for a 77.8 passer rating
- **9/25 vs. BAL:** Completed 24-of-38 passes (63.2 comp. pct.) for 194 yards, two TDs and three INTs for a 60.6 passer rating ... Eclipsed 50 career passing TDs in his 33rd career game, becoming the fastest Jaguars QB to 50 career passing TDs, surpassing the previous mark set by **Mark Brunell** (41 games)
- **10/2 vs. IND:** Completed 19-of-33 passes (57.6 comp. pct.) for 207 yards and two TDs ... Posted a season-best 96.4 passer rating ... Rushed seven times for 36 yards and his third career rushing TD

2015 (w/ JAX - 16/16)

Completed 355 of 606 passes (58.6 comp. pct.) for 4,428, 35 TDs and 18 INTs for an 88.2 passer rating ... Set single-season franchise records for yards, completions, attempts and touchdowns ... Threw a TD in 15 straight games from 9/13/15 to 12/27/15, the longest streak in franchise history ... Threw for the NFL's second-most passing TDs (35) in 2015, behind only New England's **Tom Brady** ... Joins **Dan Marino** (1984) as the only first- or second-year QBs in NFL history to throw for 4,400-plus yards and 35-plus TDs in a single season ... Became the youngest QB in NFL history to throw for 4,000-plus yards and 35-plus TDs and rush for 300-plus yards in a season. ... The only other players in NFL history to achieve the feat are **Daunte Culpepper** (2004) and **Steve Young** (1998) ... Finished the season with 72 completions of 20-plus yards, the most in the NFL and the most in a season in Jaguars history (the previous record for completions of 20-plus yards by a Jaguars QB was 44, set by **Mark Brunell** in 1997 and 2001 and **David Garrard** in 2004) ... Threw for 300-plus yards on six occasions in 2015, tied for the most 300-yard passing games by a Jaguars QB in a single season ... Youngest QB in NFL history to throw for at least 25 TDs and rush for at least one TD in a single season

- **9/13 vs. CAR:** Became the second QB in franchise history to start on opening day before turning 24 years old ... Completed 22-of-40 for 183 yards and 1 TD, while also rushing four times for 26 yards (6.5 rush avg.) ... Surpassed 3,000 career passing yards on a 6-yard TD completion to **Rashad Greene** in the second quarter ... His 22 completions are tied for the seventh-most in a season opener in franchise history
- **9/20 vs. MIA:** Completed 18-of-33 for 273 yards and two TDs ... Captained his second career fourth-quarter game-winning drive, marching the Jaguars 66 yards on nine plays to set up K **Jason Myers'** game-winning 28-yard FG with :40 left
- **10/4 at IND:** Completed 28-of-50 passes (56.0 comp. pct.) for 298 yards and one TD for an 80.2 passer rating ... The 50 pass attempts by Bortles were the most of his career and the fifth-most in franchise history ... Joins **Byron Leftwich** (54), **Mark Brunell** (52, 50) and **Chad Henne** (51, 51) as the only players in Jaguars history to register 50-plus pass attempts in a single game
- **10/11 at T.B.:** Completed 23-of-33 passes (69.7 comp. pct.) for 303 yards, four TDs and one INT ... First time in Bortles' 19-game career that he threw three or more touchdowns ... Bortles joins **Mark Brunell** (11/29/98), **David Garrard** (10/31/10), **Quinn Gray** (12/30/07) and **Chad Henne** (11/18/12) as the only Jaguars quarterbacks to throw for four touchdowns in a single game
- **10/18 vs. HOU:** Completed 30-of-53 passes for 331 yards, three TDs and three INTs ... His 53 pass attempts were the second-most in franchise history and most since **Byron Leftwich** recorded 54 on 10/10/04 at San Diego ... Has thrown for 300+ yards in back-to-back games for the first time in his career
- **10/25 vs. BUF:** Completed 13-of-29 passes for 182 yards, 2 TDs and one INT ... Threw a 31-yard game-winning touchdown pass to WR **Allen Hurns** with 2:25 remaining in the fourth quarter
- **11/8 at NYJ:** Completed 24 of 40 passes for a career-high 381 yards, two TDs

and two INTs ... 381 passing yards were fourth-most in franchise history ... Joins **Mark Brunell** as the only QBs in franchise history to throw for 375-plus yards in a single game ... Has thrown for two-plus touchdowns in four consecutive games, tying the franchise record for most consecutive games with two-plus passing TDs (**Chad Henne** in 2013 and **David Garrard** in 2007)

- **11/19 vs. TEN:** Completed 21 of 30 passes for 242 yards, one TD and one INT for a 91.2 passer rating ... His fourth-quarter TD pass to **Julius Thomas** was his 20th of the season, placing him with **David Garrard** (23 in 2010) and **Mark Brunell** (20 in 1998 and 2000) as the only QBs in Jaguars history to throw for 20-plus TD passes in a season
- **11/29 vs. S.D.:** Completed 30-of-49 passes for 329 yards, two TDs and one INT ... The fourth game with at least 300 passing yards and two passing TDs in 2015, the most such games ever in Jaguars single-season history
- **12/6 at TEN:** Completed 24-of-36 passes for 322 yards and a career-high five TDs ... Became the youngest player in NFL history to throw for 320-plus yards, five-plus TDs and zero INTs in a single game ... His five TDs is the most by a Jaguars QB in a single game ... Joins **Dan Marino** (22, 1984) and **Matthew Stafford** (23, 2011) as the only QBs age 23-or-younger in NFL history to throw for 27 or more TDs through the first 12 games of the season ... Tallied a career-high 134.5 passer rating
- **12/13 vs. IND:** Completed 16 of 30 passes (58.3 completion pct.) for 250 yards and three TDs for a 114.6 passer rating ... Joins **Dan Marino** (36, 1984) and **Kurt Warner** (34, 1999) as the only first- or second-year QBs to throw for 30-plus passing TDs through 13 games in a season ... Bortles (23) and **Marino** (22) are the only players age 23-or-younger to throw for 30-plus TDs through 13 games in a season ... Bortles' fourth career game with a passer rating of 100-plus and his fourth career game with three-plus passing TDs ... Has become the first player in Jaguars history to throw for three-plus TDs and zero INTs in back-to-back games
- **12/27 at N.O.:** Completed 27-of-35 passes (77.1 comp. percentage) for 368 yards, four TDs and two INTs for a passer rating of 124.5, his third highest of the season ... Bortles' 77.1 comp. percentage was the second-highest in his NFL career ... In the second half, completed 18-of-21 passes (85.7 comp. percentage) for 288 yards, three TDs and zero INTs for a perfect 158.3 passer rating

2014 (w/ JAX - 14/13)

Set franchise single-season records for a rookie with 2,908 passing yards and 280 completions while throwing for 11 TDs ... Led all NFL QBs with a 7.48 average per rush, rushing 56 times for 419 yards ... Marked the highest single-season rushing average by a QB in team history and his 419 rushing yards were second-most in team history (480, **Mark Brunell**, 1995) ... Finished with 37 completions of 20-plus yards ... Became 16th QB in Jaguars history to start a game and was one of seven rookie QBs to make their NFL debut in 2014 ... Took over as the team's starting QB in Week 4 and started the final 13 games ... Was 280 of 475 passing for 2,908 yards with 11 TDs/17 INTs and 69.5 rating ... Had 21 completions of 25-plus yards ... Rushed for 419 yards on 56 carries (7.48 avg.), the highest average by a NFL QB and second-most rushing yards by a Jaguars QB in a season

- **9/7 at PHI:** Dressed but did not play in season-opener
- **9/14 at WAS:** Dressed but did not play
- **9/21 vs. IND:** Made his NFL debut after he was inserted into the lineup to start the second half and finished 14 of 24 passing for 223 yards with two TDs/two INTs for an 82.5 passer rating ... Had four completions of 20-plus yards including a 63-yard TD pass to **Allen Hurns** ... Also had 30 rushing yards including 20-yard rush ... Engineered the offense to 289 yards in the second half after the club managed only 55 yards in the first half
- **9/28 at SD:** Made first career start and totaled 29 of 37 passing for 254 yards with one TD and two INTs for an 81.7 passer rating ... Completed 78.4 percent of his passes, the highest in NFL history for a rookie quarterback in his first career start with a minimum 30 attempts ... Hooked up with TE **Nic Jacobs** for a two-yard score in the second quarter ... Had five carries for 24 yards ... His 29 completions set single-game franchise record by a rookie and his completions, attempts and yards were most by a Jaguars rookie QB in first career start
- **10/5 vs. PIT:** Started at QB for first time at home and was 22 of 36 passing for 191 yards with two INTs for a 52.0 rating
- **10/12 at TEN:** Threw for 336 yards and one TD on 32 of 46 passing (69.6 pct.), tying **Byron Leftwich** (10/5/03 vs. San Diego) for most passing yards by a rookie in team history ... His 46 attempts and 32 completions were the most in franchise history by a rookie ... Had a 59-yard completion to TE **Clay Harbor** and hooked up with Harbor for a 20-yard TD pass in the fourth quarter ... Marked first AFC South start ... Led team in rushing with five carries for 38 yards
- **10/19 vs. CLE:** Was 17 of 31 passing for 159 yards with one TD and 3 INTs ... Had 31-yard TD pass to WR **Allen Robinson** in the second quarter ... Added five carries for 37 yards with a long of 18 yards. Had four completions of 20-plus yards
- **10/26 vs. MIA:** Threw for 221 yards and one TD on 18 of 34 passing ... Had two INTs, both returned for scores ... Hooked up with **Allen Robinson** for a 48-yard TD in the fourth quarter
- **11/2 at CIN:** Posted a career-best 96.4 rating on 22 of 33 passing (66.7 pct.) with two TDs and one INT ... Had TD passes to **Allen Hurns** of 40 and 18 yards
- **11/9 vs. DAL:** Completed 22 of 37 passes for 290 yards with one INT for a 73.0 rating ... Had four completions of 20-plus yards including a 53-yard pass to WR **Cecil Shorts**
- **11/23 at IND:** Threw for 146 yards on 15 of 27 passing
- **11/30 vs. NYG:** Completed 21 of 35 passes for 194 yards with one TD for an 84.7 rating ... Had first career fourth-quarter comeback win, leading team on a 11-play, 70-yard drive that culminated with a **Josh Scobee** FG ... Had a 30-yard TD pass to **Marqise Lee** in the third quarter and finished with four completions

PLAYER BIOS

of 20-plus yards ... Added a career-high 68 rushing yards on five carries including a 29-yard rush ... Became only the third starting rookie quarterback to lead his team to a comeback win of 21 or more points since at least 1970

- **12/7 vs. HOU:** Was 20 of 39 passing for 205 yards with one TD for a 64.6 rating ... Had a four-yard TD pass to **Allen Hurns** in the first quarter, his first career TD pass in the first quarter ... Had three completions of 20-plus yards
- **12/14 at BAL:** Had three completions of 20-plus yards and finished 21 of 37 passing for 210 yards with one INT for a 61.8 rating
- **12/18 vs. TEN:** Earned first career division win, throwing for 115 yards and one TD ... Had a 34-yard completion to **Marqise Lee** in the third quarter ... Had five carries for 50 yards with runs of 19, 15 and 13 yards
- **12/28 at HOU:** Threw for 117 yards in season-finale on 14 of 33 passing and led team with 61 yards on three carries (20.3 avg.) ... Had a 34-yard rush in the fourth quarter, his longest rush of his career ... Set single-season franchise-record for passing yards by a rookie with 2,908

COLLEGE (at Central Florida, 2011-13)

- Played in 37 games with 30 starts
- Declared for the NFL Draft following his junior season
- Compiled a 22-5 record as a starter
- Career totals included 585 of 891 passing for 7,598 yards with 56 TDs/19 INT
- Ranked fourth in school history for passing yards and TDs
- As a junior, finished 259 of 382 passing (67.8 pct.) for 3,581 yards with 25 TDs/9 INTs and led team to a 12-1 mark and a Fiesta Bowl win
- Named MVP of the Fiesta Bowl with a win over Baylor, throwing for 301 yards and three TDs
- Majored in Interpersonal/Organizational Communication and minored in Sports and Fitness

PERSONAL

- Attended Oviedo High School where he finished his career by setting Seminole County records with 5,576 yards and 53 TDs
- Captured MVP award at the Central Florida All-Star game following senior year
- Also lettered in baseball
- His brother, Colby, plays baseball at Mississippi
- Son of Suzy and Rob Bortles
- Twitter handle is @BBortles5

REGULAR SEASON CAREER STATISTICS

PASSING

YEAR	TEAM	P/S	COMP	ATT	PCT	YDS	AVG	TD	INT	SK	RTG
2014	JAX	14/13	280	475	58.9	2,908	6.1	11	17	55	69.5
2015	JAX	16/16	355#	606#	58.6	4,428#	7.3	35#	18	51	88.2
2016	JAX	4/4	98	160	61.3	1,050	6.6	7	6	12	79.4
NFL totals: 3 yrs.		34/33	733	1,241	59.1	8,386	6.8	53	41	118	79.9

single-season franchise record

RUSHING

YEAR	TEAM	W-L*	ATT	YDS	AVG	TD
2014	JAX	3-10	56	419	7.5	0
2015	JAX	5-11	52	310	6.0	2
2016	JAX	1-3	15	53	6.6	1
NFL totals: 3 yrs.		9-24	123	818	6.7	3

* games started

CAREER HIGHS

	GAME	SEASON
Passing completions:	32 (10/12/14 at TEN)	355 (2015)
Passing attempts:	50 (two times, last: 9/18/16 at S.D.)	606 (2015)
Passing percentage:	78.4 (9/28/14 at S.D.)	58.9 (2015)
Passing yards:	381 (11/8/15 at NYJ)	4,428 (2015)
Passing touchdowns:	5 (12/6/15 at TEN)	35 (2015)
Passer rating:	134.5 (12/6/15 at TEN)	88.2 (2015)
Rushing attempts:	6 (three times, last: 12/20/15 vs. ATL)	56 (2014)
Rushing yards:	44 (12/20/15 vs. ATL)	419 (2014)
Rushing touchdowns:	1 (three times, last: 10/2/16 vs. IND)	2 (2015)

2016 GAME-BY-GAME STATISTICS

PASSING

DATE	OPP	P/S	COMP	ATT	PCT	YDS	AVG	TD	INT	SK	RTG
09/11	vs. G.B.	1/1	24	39	61.5	320	8.2	1	1	3	85.4
09/18	at S.D.	1/1	31	50	62.0	329	6.6	2	2	2	77.8
09/25	vs. BAL	1/1	24	38	63.2	194	5.1	2	3	4	60.6
10/02	vs. IND	1/1	19	33	57.6	207	6.3	2	0	3	96.4
BYE WEEK											
10/16	at CHI										
10/23	vs. OAK										
10/27	at TEN										
11/06	at K.C.										
11/13	vs. HOU										
11/20	at DET										
11/27	at BUF										
12/04	vs. DEN										
12/11	vs. MIN										
12/18	at HOU										
12/24	vs. TEN										
01/01	at IND										
2016 totals:		4/4	98	160	61.3	1,050	6.6	7	6	12	79.4

RUSHING

DATE	OPP	W/L	ATT	YDS	AVG	TD
09/11	vs. G.B.	0-1	2	2	1.0	0
09/18	at S.D.	0-1	3	34	11.3	0
09/25	vs. BAL	0-1	3	17	5.7	0
10/02	vs. IND	1-0	7	36	5.1	1
BYE WEEK						
10/16	at CHI					
10/23	vs. OAK					
10/27	at TEN					
11/06	at K.C.					
11/13	vs. HOU					
11/20	at DET					
11/27	at BUF					
12/04	vs. DEN					
12/11	vs. MIN					
12/18	at HOU					
12/24	vs. TEN					
01/01	at IND					
2016 totals:		1-3	15	89	5.9	1

PLAYER BIOS

2015 GAME-BY-GAME STATISTICS

PASSING

DATE	OPP	P/S	COMP	ATT	PCT	YDS	AVG	TD	INT	SK	RTG
09/13	vs. CAR	1/1	22	40	55.0	183	4.6	1	2	5	54.5
09/20	vs. MIA	1/1	18	33	54.5	273	8.3	2	0	0	102.2
09/27	at N.E.	1/1	17	33	51.5	242	7.3	2	1	2	83.1
10/04	at IND	1/1	28	50	56.0	298	6.0	1	0	1	80.2
10/11	at T.B.	1/1	23	33	69.7	303	9.2	4	1	6	125.4
10/18	vs. HOU	1/1	30	53	56.6	331	6.2	3	3	3	70.6
10/25	vs. BUF	1/1	13	29	44.8	182	6.3	2	1	2	74.2
	BYE WEEK										
11/08	at NYJ	1/1	24	40	60.0	381	9.5	2	2	6	87.6
11/15	at BAL	1/1	22	45	48.9	188	4.2	2	1	3	65.8
11/19	vs. TEN	1/1	21	30	70.0	242	8.1	1	1	4	91.2
11/29	vs. S.D.	1/1	30	49	61.2	329	6.7	2	1	2	86.2
12/06	at TEN	1/1	24	36	66.7	322	8.9	5*	0	2	134.5
12/13	vs. IND	1/1	16	30	53.3	250	8.3	3	0	3	114.6
12/20	vs. ATL	1/1	23	38	60.5	297	7.8	1	1	2	82.9
12/27	at N.O.	1/1	27	35	77.1	368	10.5	4	2	2	124.5
01/03	at HOU	1/1	17	32	53.1	239	7.5	0	2	8	51.4
2015 totals:	16/16	355#	606#	58.6	4,428#	7.3	35#	18	51	88.2	

* single-game franchise record
single-season franchise record

RUSHING

DATE	OPP	W/L	ATT	YDS	AVG	TD
09/13	vs. CAR	L	4	26	6.5	0
09/20	vs. MIA	W	2	27	13.5	0
09/27	at N.E.	L	3	7	2.3	0
10/04	at IND	L	4	31	7.8	0
10/11	at T.B.	L	1	21	21.0	0
10/18	vs. HOU	L	4	37	9.3	0
10/25	vs. BUF	W	5	-3	-0.6	0
	BYE WEEK					
11/08	at NYJ	L	4	32	8.0	0
11/15	at BAL	W	2	25	12.5	0
11/19	vs. TEN	W	2	9	4.5	0
11/29	vs. S.D.	L	6	33	5.5	0
12/06	at TEN	L	2	-1	-0.5	0
12/13	vs. IND	W	4	17	4.3	1
12/20	vs. ATL	L	6	44	7.3	1
12/27	at N.O.	L	3	5	1.7	0
01/03	at HOU	L	0	0	0.0	0
2015 totals:	5-11	52	310	6.0	2	

2014 GAME-BY-GAME STATISTICS

PASSING

DATE	OPP	P/S	COMP	ATT	PCT	YDS	AVG	TD	INT	SK	RTG
09/07	at PHI	0/0				DNP					
09/14	at WAS	0/0				DNP					
09/21	vs. IND	1/0	14	24	58.3	223	9.3	2	2	1	82.5
09/28	at S.D.	1/1	29	37	78.4	254	6.9	1	2	3	81.8
10/05	vs. PIT	1/1	22	36	61.1	191	5.3	0	2	1	52.0
10/12	at TEN	1/1	32	46	69.6	336	7.3	1	1	6	88.6
10/19	vs. CLE	1/1	17	31	54.8	159	5.1	1	3	2	40.3
10/26	vs. MIA	1/1	18	34	52.9	221	6.5	1	2	4	58.6
11/02	at CIN	1/1	22	33	66.8	247	7.5	2	1	1	96.4
11/09	vs. DAL	1/1	22	37	59.5	290	7.8	0	1	4	73.0
	BYE WEEK										
11/23	at IND	1/1	15	27	55.6	146	5.4	0	1	4	55.5
11/30	vs. NYG	1/1	21	35	60.0	194	5.5	1	0	7	84.7
12/07	vs. HOU	1/1	20	39	51.3	205	5.3	1	1	4	64.6
12/14	at BAL	1/1	21	37	56.8	210	5.7	0	1	8	61.8
12/18	vs. TEN	1/1	13	26	50.0	115	4.4	1	0	4	75.0
12/28	at HOU	1/1	14	33	42.4	117	3.5	0	0	5	52.2
2015 totals:	14/13	280	475	58.9	2,908	6.1	11	17	55	69.5	

RUSHING


DATE	OPP	W/L*	ATT	YDS	AVG	TD
09/07	at PHI			DNP		
09/14	at WAS			DNP		
09/21	vs. IND		2	30	15.0	0
09/28	at S.D.	L	5	24	4.8	0
10/05	vs. PIT	L	4	14	3.5	0
10/12	at TEN	L	5	38	7.6	0
10/19	vs. CLE	W	5	37	7.4	0
10/26	vs. MIA	L	6	48	8.0	0
11/02	at CIN	L	4	10	2.5	0
11/09	vs. DAL	L	3	3	1.0	0
	BYE WEEK					
11/23	at IND	L	5	24	4.8	0
11/30	vs. NYG	W	5	68	13.6	0
12/07	vs. HOU	L	3	10	3.3	0
12/14	at BAL	L	1	2	2.0	0
12/18	vs. TEN	W	5	50	10.0	0
12/28	at HOU	L	3	61	20.3	0
2015 totals:	3-10*	56	419	7.5	2	

* games started

PLAYER BIOS

59

ARTHUR BROWN



LINEBACKER

6-4 240 LBS.

KANSAS STATE

BORN JUNE 17, 1990

WICHITA, KANSAS

ACQ: WAIVERS (BALTIMORE) 2016

EXP: 4TH YEAR

TRANSACTIONS

Originally selected by Baltimore in the second round (56th overall) of the 2013 NFL Draft ... Waived on 9/3/16 ... Claimed off waivers by Jacksonville on 9/4/16

PRO (Games played/started - 38/0)

• Fourth-year LB has played in 38 games in Baltimore and Jacksonville and tallied 12 tackles (eight solo), 0.5 sacks and forced one fumble

2016 (w/ JAX - 4/0)

- **9/11 vs. G.B.:** Saw action on special teams
- **9/18 at S.D.:** Saw action on special teams and one snap at LB
- **9/25 vs. BAL:** Saw action on special teams and played five snaps at LB
- **10/2 vs. IND:** Saw action on special teams

2015 (w/ BAL - 16/0)

Saw action in all 16 games, tallying two special teams tackles

2014 (w/ BAL - 4/0)

Played in four games, competing on special teams in each contest before being placed on injured reserve on 1/2/15

2013 (w/ BAL 14/0)

Finished with 12 tackles (eight solo), a half-sack and one forced fumble

- **12/8 vs. MIN:** Recorded two tackles and his first career forced fumble
- **11/10 vs. CIN:** Produced a career-high four tackles

COLLEGE (at Kansas State, 2010-12; at Miami Fla., 2008-09)

- Led team with 100 tackles (65 solo), adding four passes defended, two interceptions and one fumble recovery to earn all Big 12 and multiple first-team All-American accolades as a senior in 2012
- Selected as the conference's defensive player of the year by league coaches en route to an 11-2 overall record and Big 12 Championship title in 2012
- Recorded a team-leading 101 tackles, two sacks, one interception and two passes defended en route to earning first-team All-Big 12 honors and conference defensive newcomer of the year
- Transferred to Kansas State after two seasons at Miami (Fla.)

PERSONAL

- Brother, Bryce, who was a running back at Kansas State, played for Seattle in 2015 after being selected by Philadelphia in the seventh round of the 2012 NFL Draft
- Attended Wichita State (Kan.) High School, where he posted 151 tackles and 10 sacks as a senior

REGULAR SEASON CAREER STATISTICS

YEAR	TEAM	GP/GS	TKL	SOLO	ASST	ST	SACKS	FF	FR	PD	TFL
2013	BAL	14/0	12	8	4	3	0.5	1	0	0	0
2014	BAL	4/0	0	0	0	0	0.0	0	0	0	0
2015	BAL	16/0	0	0	0	2	0.0	0	0	0	0
2016	JAX	4/0	0	0	0	0	0.0	0	0	0	0
NFL totals: 4 yrs.		38/0	12	8	4	5	0.5	1	0	0	0

2016 GAME-BY-GAME STATISTICS

DATE	OPP	TKL	SOLO	ASST	ST	SACKS	FF	FR	PD	TFL
09/11	vs. Green Bay	0	0	0	0	0.0	0	0	0	0
09/18	at San Diego	0	0	0	0	0.0	0	0	0	0
09/25	vs. Baltimore	0	0	0	0	0.0	0	0	0	0
10/02	vs. Indianapolis	0	0	0	0	0.0	0	0	0	0
BYE WEEK										
10/16	at Chicago									
10/23	vs. Oakland									
10/27	at Tennessee									
11/06	at Kansas City									
11/13	vs. Houston									
11/20	at Detroit									
11/27	at Buffalo									
12/04	vs. Denver									
12/11	vs. Minnesota									
12/18	at Houston									
12/24	vs. Tennessee									
01/01	at Indianapolis									
2016 totals:		0	0	0	0	0.0	0	0	0	0

PLAYER BIOS

60

A.J. CANN

GUARD

6-3 315 LBS.

SOUTH CAROLINA

BORN OCTOBER 3, 1991

BAMBERG, SOUTH CAROLINA

ACQ: 3RD ROUND OF 2015 DRAFT (67TH)

EXP: 2ND YEAR



TRANSACTIONS

Originally drafted by Jacksonville in third round (67th overall) in 2015 draft

PRO (Games played/started - 19/17)

- Second-year G has started 17 of 19 games played, emerging as a starter in Week 4 of the 2015 season
- Highest drafted player from the University of South Carolina by the Jaguars

2016 (w/ JAX - 4/4)

- **9/11 at G.B.:** Started the team's season opener at RG
- **9/18 at S.D.:** Started at RG
- **9/25 vs. BAL:** Started at RG
- **10/2 vs. IND:** Started at RG and helped the team rush for a season-high 136 yards

2015 (w/ JAX - 15/13)

Rookie offensive lineman started 13 games at RG

- **10/4 at IND:** Made his first career start at RG, helping fellow rookie RB T.J. Yeldon rush for 100+ yards
- **10/25 vs. BUF:** Started at RG, helping RB T.J. Yeldon rush for a season-high 115 yards
- **12/13 vs. IND:** Started at RG, helping the Jaguars rush for a season-high 154 yards

COLLEGE (at South Carolina, 2010-15)

- Four-year starter, starting in 51 games, the second-most in school history (T.J. Johnson, 53)
- Three-time member of the SEC Fall Academic Honor Roll
- In 2014, named first-team All-America by Sporting News, ESPN.com and CBSsportsline.com, was a second-team All-American by Walter Camp, Associated Press and Sports Illustrated, and a third-team selection by College Sports Madness
- Earned first team All-SEC honors by the coaches and ESPN.com and was a second-team pick by the AP
- In 2013, voted a permanent team captain as a junior
- Majored in African American studies

PERSONAL

- Played on both sides of the ball for Head Coach Kevin Crosby at Bamberg-Ehrhardt (S.C.) High School
- Graded out at 96 percent with 60 knockdown blocks as an offensive tackle
- Did not give up a sack
- A.J. Cann's given name is Aaron
- Twitter handle is @AJCann50

PLAYER BIOS

22

AARON COLVIN



CORNERBACK

6-0 194 LBS.

OKLAHOMA

BORN OCTOBER 2, 1991

TULSA, OKLAHOMA

ACQ: 4TH ROUND OF 2014 DRAFT (114TH)

EXP: 3RD YEAR

TRANSACTIONS

Originally drafted by Jacksonville in the fourth round (114th overall) of the 2014 draft

PRO (Games played/started - 22/16)

- Third-year CB has seen action in 22 games with 16 starts
- Career totals include 98 tackles (81 solo), nine passes defended, 4.0 sacks, one forced fumble and one fumble recovery
- Began rookie season on reserve/physically unable to perform list after suffering an ACL injury while playing for the Jaguars coaching staff on the South squad at the Senior Bowl in 2014

2016 (w/ JAX - 0/0)

Missed the first four games of the season on the Reserve/Suspended by the Commissioner list

2015 (w/ JAX - 16/15)

Started in 15 of 16 games at RCB, totaling 73 tackles (60 solo), seven passes defended, six tackles for loss and 4.0 sacks ... His 4.0 sacks are the most by an NFL DB since Roman Harper's 7.5 sacks in 2011 and the most by a Jaguars DB since Aaron Beasley's 5.0 sacks in 2000 (Colvin's 4.0 sacks are the second-most by a Jaguars DB in franchise history)

- **9/20 vs. MIA:** Made six tackles (five solo)
- **10/4 at IND:** Started at RCB, recording six tackles (five solo), including two tackles for loss, and his first career sack
- **10/11 at T.B.:** Started at RCB, tallying five tackles (five solo) and one sack
- **10/25 vs. BUF:** Made six tackles (six solo), including a sack-fumble that DE Chris Clemons returned for a TD ... Recorded the game-clinching PBU with 57 seconds remaining in the game to force a turnover on downs
- **11/8 at NYJ:** Made a season-high eight tackles (four solo), including one tackle for loss
- **11/19 vs. TEN:** Started at RCB, making seven tackles (seven solo), three passes defended and one sack
- **12/27 at N.O.:** Started at RCB and made a season-high nine tackles (five solo)

2014 (w/ JAX - 6/1)

Saw action in six games as a rookie and totaled 25 tackles (21 solo), two passes defended, two QB hits and one fumble recovery ... Placed on the reserve/physically unable to perform list on Aug. 26 and was activated to 53-man roster on Nov. 11

- **11/23 at IND:** Made NFL debut and saw action at CB and on special teams ... Finished with one solo tackle
- **11/30 vs. NYG:** Saw extensive action at CB ... Scored a TD on a 41-yard fumble return in the fourth quarter, his first career score ... It marked the fifth-longest fumble recovery for a touchdown in team history and longest since 2007 (77 yards, Daryl Smith, Oct. 14 vs. Houston)
- **12/7 vs. HOU:** Registered five tackles (four solo) and added one special teams tackle
- **12/18 vs. TEN:** Posted a career-high seven solo tackles and one pass defended

COLLEGE (at Oklahoma, 2010-13)

- Four-year letterman
- Appeared in 50 games with 36 starts
- Career totals include 234 tackles (170 solo), 15 tackles for a loss, 3.5 sacks, five INTs, one forced fumble, three fumble recoveries and 23 passes defended
- Started 35 of his last 36 games
- Named a semifinalist for the Thorpe Award as a senior, given to the top defensive back in college football
- Was All-Big 12 first-team selection by coaches, AP and the San Antonio Express-News
- Majored in communications

PERSONAL

- Attended Owasso (Okla.) High School
- Named a first-team All-State selection by Tulsa World and The Oklahoman as a senior in 2009
- Selected as the district 6A-4 defensive player of the year in 2009
- Last name is pronounced COLE-vin
- Son of Bryant and Lisa Colvin
- Twitter handle is @AColvin_22

REGULAR SEASON CAREER STATISTICS

YEAR	TEAM	GP/GS	TKL	SOLO	ASST	SACKS	FF	FR	PD	INT
2014	JAX	6/1	25	21	4	0.0	0	1	2	0
2015	JAX	16/15	73	60	13	4.0	1	0	7	0
2016	JAX	0/0	0	0	0	0.0	0	0	0	0
NFL totals: 3 yrs.		22/16	98	81	17	4.0	1	1	9	0

CAREER HIGHS

	GAME	SEASON
Tackles:	8 (11/8/15 at NYJ)	73 (2015)
Sacks:	1.0 (four times, last: 11/19/15 vs. TEN)	4.0 (2016)
Passes defended:	3 (11/19/15 vs. TEN)	7 (2015)
Forced fumbles:	1 (10/25/15 vs. BUF)	1 (2015)
Fumble recoveries:	1 (11/30/14 vs. NYG)	1 (2014)

2016 GAME-BY-GAME STATISTICS

DATE	OPP	TKL	SOLO	ASST	SACKS	FF	FR	PD	INT	
09/11	vs. Green Bay				--					
09/18	at San Diego				--					
09/25	vs. Baltimore				--					
10/02	vs. Indianapolis				--					
BYE WEEK										
10/16	at Chicago									
10/23	vs. Oakland									
10/27	at Tennessee									
11/06	Kansas City									
11/13	vs. Houston									
11/20	at Detroit									
11/27	at Buffalo									
12/04	vs. Denver									
12/11	vs. Minnesota									
12/18	at Houston									
12/24	vs. Tennessee									
01/01	at Indianapolis									
2016 totals:		73	60	13	4.0	1	0	7	0	

2015 GAME-BY-GAME STATISTICS

DATE	OPP	TKL	SOLO	ASST	SACKS	FF	FR	PD	INT	
09/13	vs. Carolina	2	1	1	0.0	0	0	0	0	
09/20	vs. Miami	6	5	1	0.0	0	0	0	0	
09/27	at New England	2	2	0	0.0	0	0	0	0	
10/04	at Indianapolis	6	5	1	1.0	0	0	0	0	
10/11	at Tampa Bay	6	5	1	1.0	0	0	0	0	
10/18	vs. Houston	4	4	0	0.0	0	0	0	0	
10/25	vs. Buffalo	6	6	0	1.0	1	0	1	0	
BYE WEEK										
11/08	at N.Y. Jets	8	4	4	0.0	0	0	0	0	
11/15	at Baltimore	4	3	1	0.0	0	0	0	0	
11/19	vs. Tennessee	7	7	0	1.0	0	0	3	0	
11/29	vs. San Diego	3	3	0	0.0	0	0	1	0	
12/06	at Tennessee	0	0	0	0.0	0	0	1	0	
12/13	vs. Indianapolis	2	2	0	0.0	0	0	0	0	
12/20	vs. Atlanta	3	3	0	0.0	0	0	0	0	
12/27	at New Orleans	9	5	4	0.0	0	0	0	0	
01/03	at Houston	5	4	1	0.0	0	0	1	0	
2015 totals:		73	60	13	4.0	1	0	7	0	

2014 GAME-BY-GAME STATISTICS

DATE	OPP	TKL	SOLO	ASST	SACKS	FF	FR	PD	INT	
09/07	at Philadelphia				PUP					
09/14	at Washington				PUP					
09/21	vs. Indianapolis				PUP					
09/28	at San Diego				PUP					
10/05	vs. Pittsburgh				PUP					
10/12	at Tennessee				PUP					
10/19	vs. Cleveland				PUP					
10/26	vs. Miami				PUP					
11/02	at Cincinnati				PUP					
11/09	vs. Dallas				PUP					
BYE WEEK										
11/23	at Indianapolis	1	1	0	0.0	0	0	0	0	
11/30	vs. N.Y. Giants	4	3	1	0.0	0	1	1	0	
12/07	vs. Houston	5	4	1	0.0	0	0	0	0	
12/14	at Baltimore	4	3	1	0.0	0	0	0	0	
12/18	vs. Tennessee	7	7	0	0.0	0	0	1	0	
12/28	at Houston	4	3	1	0.0	0	0	0	0	
2014 totals:		25	21	4	0.0	0	1	2	0	

PLAYER BIOS

37 JOHNATHAN CYPRIEN

SAFETY

6-0 223 LBS.

FLORIDA INTERNATIONAL

BORN JULY 29, 1990

NORTH MIAMI BEACH, FLORIDA

ACQ: 2ND ROUND OF 2013 DRAFT (33RD)

EXP: 4TH YEAR



- **12/5 vs. HOU:** Posted his second double-digit tackle game of the season, finishing with 10 tackles (seven solo) ... Added one special teams tackle
- **12/29 at IND:** Led team with three passes defended and added six solo tackles

COLLEGE (at Florida International, 2009-12)

- Four-year letterman
- Appeared in 50 career games, starting the final 45
- Career totals include a school-record 365 tackles, 22 passes defended, 13.5 tackles for a loss, seven INTs (one returned for a TD), a school-record six forced fumbles, two fumble recoveries and one sack
- His 213 solo tackles ranked fifth overall (second among DBs) among active NCAA FBS players
- First-team All-Sun Belt Conference selection
- Majored in physical therapy

TRANSACTIONS

Originally drafted by Jacksonville in the second round (33rd overall) of the 2013 draft.

PRO (Games played/started - 48/48)

- 2013 second-round pick has started 48 games in his first four seasons
- Career totals include 347 tackles (263 solo), three forced fumbles, two fumble recoveries, two INTs, three QB pressures, 11 passes defended and one sack
- Added six special teams tackles
- Third-highest drafted safety in team history behind **Reggie Nelson** (1st round, 21st overall, 2007) and **Donovin Darius** (1st round, 25th overall, 1998)

2016 (w/ JAX - 4/4)

- **9/11 vs. G.B.:** Started the team's season opener at SS and led the team with nine solo tackles
- **9/18 at S.D.:** Started at SS and made seven tackles (five solo) ... Recovered a fumble caused by rookie DE **Yannick Ngakoue's** strip-sack in the second quarter
- **9/25 vs. BAL:** Started at SS and made 10 tackles (nine solo), his 10th double-digit tackle game of his career
- **10/2 vs. IND:** Started at SS and made five tackles (four solo)

2015 (w/ JAX - 14/14)

- Started 14 games at SS and finished with 107 tackles (77 solo), two passes defended, one interception, one tackle for loss, one forced fumble and one fumble recovery
- **9/13 vs. CAR:** Made four stops (three solo) in season debut
 - **10/4 at IND:** Returned from injury and made his second start of the season, tallying a team-high 14 tackles (11 solo) and his first career fumble recovery
 - **10/25 vs. BUF:** Made seven tackles (seven solo) and recorded a forced fumble that was recovered by S Josh Evans at the Jacksonville 4-yard line
 - **11/8 at NYJ:** Made 13 tackles (seven solo), including two tackles for loss and one pass defended
 - **12/6 at TEN:** Started at SS and made 11 tackles (seven solo)
 - **12/13 vs. IND:** Started at SS and made six tackles (two solo) ... Added one pass defended and one INT, which he returned 48 yards to the Indianapolis 1-yard line
 - **12/27 at N.O.:** Tied for the team lead with nine tackles (seven solo) in his 43rd start at SS
 - **1/3 at HOU:** Started at SS and finished with a team-high 14 tackles (six solo)

2014 (w/ JAX - 15/15)

- Led team in 2014 with a career-high 111 tackles, the third-most among NFL DBs ... Started 15 games at SS and registered a team-high 111 tackles (77 solo) along with four passes defended, five tackles for loss and three special teams tackles ... His 111 tackles ranked as third-most among NFL defensive backs
- **9/21 vs. IND:** Returned to action and tallied seven tackles (three solo)
 - **10/5 vs. PIT:** Tallied 10 tackles (eight solo) and added one special teams tackle
 - **10/12 at TEN:** Registered a career-high 14 tackles (11 solo) along with one tackle for loss and one pass defended. Added one special teams tackle
 - **10/26 vs. MIA:** Led team with nine solo tackle
 - **11/9 vs. DAL:** Tied for team-lead with five tackles
 - **11/23 at IND:** Made eight tackles (four solo) with one for a loss
 - **12/14 at BAL:** Had a team-high nine tackles (four solo) and added one pass defended
 - **12/28 at HOU:** Produced 11 tackles (seven solo) and two tackles for loss

2013 (w/ JAX - 15/15)

- Started 15 games at SS as a rookie ... Ranked second on the team with 98 tackles (82 solo) along with two forced fumbles, one INT, one sack, six passes defended, three QB hits and one tackle for loss
- **9/8 vs. KC:** Made NFL debut with start at SS and produced three solo tackles and one QB hit
 - **9/15 at OAK:** Led secondary with a career-high eight tackles and forced a fumble of RB **Darren McFadden** in the fourth quarter that was recovered by S **Dwight Lowery**
 - **9/22 at SEA:** Stripped QB **Russell Wilson** in the second quarter, forcing a fumble that was recovered by DT **Brandon Deaderick** ... Marked first career sack and second consecutive game with a forced fumble
 - **10/6 at STL:** Led team with a career-high 12 tackles, all solo
 - **11/17 vs. ARI:** Posted a team-high eight tackles (all solo)
 - **11/24 at HOU:** Finished with six tackles (four solo) and a season-high two passes defended
 - **12/1 at CLE:** Made first career INT, picking off **Brandon Weeden** in the second quarter ... Added nine tackles, one pass defended and one special teams tackle

PERSONAL

- Attended North Miami Beach (Fla.) High School
- Team captain as a senior
- Played both SS and WR
- Honor Roll student
- Son of Roselaure and Kennel Cyprien
- One of five children

REGULAR SEASON CAREER STATISTICS

YEAR	TEAM	GP/GS	TKL	SOLO	ASST	SACKS	FF	FR	PD	INT
2013	JAX	15/15	98	82	16	1.0	2	0	6	1
2014	JAX	15/15	111*	77	34	0.0	0	0	3	0
2015	JAX	14/14	107	77	30	0.0	1	1	2	1
2016	JAX	4/4	31	27	4	0.0	0	1	0	0
NFL totals: 4 yrs.		48/48	347	263	84	1.0	3	2	11	2

* led team

CAREER HIGHS

	GAME	SEASON
Tackles:	14 (two times, last: 10/4/15)	111 (2014)
Sacks:	1.0 (9/22/13 at SEA)	1.0 (2013)
Interceptions:	1 (two times, last: 12/13/15 vs. IND)	1 (2013 & 2015)
Passes defended:	3 (12/29/13 at IND)	6 (2013)
Forced fumbles:	1 (three times, last: 10/25/15 vs. BUF)	2 (2013)
Fumble recoveries:	1 (two times, last: 9/18/16 at S.D.)	1 (2015 & 2016)

2016 GAME-BY-GAME STATISTICS

DATE	OPP	TKL	SOLO	ASST	ST	SACKS	FF	FR	PD	TFL
09/11	vs. Green Bay	9	9	0	0	0.0	0	0	0	0
09/18	at San Diego	7	5	2	0	0.0	0	1	0	0
09/25	vs. Baltimore	10	9	1	0	0.0	0	0	0	0
10/02	vs. Indianapolis	5	4	1	0	0.0	0	0	0	0
BYE WEEK										
10/16	at Chicago									
10/23	vs. Oakland									
10/27	at Tennessee									
11/06	at Kansas City									
11/13	vs. Houston									
11/20	at Detroit									
11/27	at Buffalo									
12/04	vs. Denver									
12/11	vs. Minnesota									
12/18	at Houston									
12/24	vs. Tennessee									
01/01	at Indianapolis									
2016 totals:		31	27	4	0	0.0	0	1	0	0

2015 GAME-BY-GAME STATISTICS

DATE	OPP	TKL	SOLO	ASST	SACKS	FF	FR	PD	INT	
09/13	vs. Carolina	4	3	1	0.0	0	0	0	0	
09/20	vs. Miami				ina					
09/27	at New England				ina					
10/04	at Indianapolis	14	11	3	0.0	0	1	0	0	
10/11	at Tampa Bay	5	4	1	0.0	0	0	0	0	
10/18	vs. Houston	4	4	0	0.0	0	0	0	0	
10/25	vs. Buffalo	7	7	0	0.0	1	0	0	0	
BYE WEEK										
11/08	at N.Y. Jets	13	7	6	0.0	0	0	1	0	
11/15	at Baltimore	7	5	2	0.0	0	0	0	0	
11/19	vs. Tennessee	7	7	0	0.0	0	0	0	0	
11/29	vs. San Diego	3	3	0	0.0	0	0	0	0	
12/06	at Tennessee	11	7	4	0.0	0	0	0	0	
12/13	vs. Indianapolis	6	2	4	0.0	0	0	1	1	
12/20	vs. Atlanta	5	5	0	0.0	0	0	0	0	
12/27	at New Orleans	9	7	2	0.0	0	0	0	0	
01/03	at Houston	14	6	8	0.0	0	0	0	0	
2015 totals:		107	77	30	0.0	1	1	2	1	

PLAYER BIOS



2014 GAME-BY-GAME STATISTICS

DATE	OPP	TKL	SOLO	ASST	SACKS	FF	FR	PD	INT
09/07	at Philadelphia	0	0	0	0.0	0	0	0	0
09/14	at Washington				ina				
09/21	vs. Indianapolis	7	3	4	0.0	0	0	0	0
09/28	at San Diego	6	4	2	0.0	0	0	0	0
10/05	vs. Pittsburgh	10	8	2	0.0	0	0	0	0
10/12	at Tennessee	14	11	3	0.0	0	0	1	0
10/19	vs. Cleveland	4	4	0	0.0	0	0	0	0
10/26	vs. Miami	9	9	0	0.0	0	0	0	0
11/02	at Cincinnati	9	4	5	0.0	0	0	0	0
11/09	vs. Dallas	5	5	0	0.0	0	0	0	0
	BYE WEEK								
11/23	at Indianapolis	8	4	4	0.0	0	0	0	0
11/30	vs. N.Y. Giants	7	6	1	0.0	0	0	0	0
12/07	vs. Houston	8	5	3	0.0	0	0	0	0
12/14	at Baltimore	9	4	5	0.0	0	0	0	0
12/18	vs. Tennessee	4	3	1	0.0	0	0	0	0
12/28	at Houston	11	7	4	0.0	0	0	0	0
2014 totals:		111	77	34	0.0	0	0	3	0



2013 GAME-BY-GAME STATISTICS

DATE	OPP	TKL	SOLO	ASST	SACKS	FF	FR	PD	INT
09/08	vs. Kansas City	3	3	0	0.0	0	0	0	0
09/15	at Oakland	8	7	1	0.0	1	0	0	0
09/22	at Seattle	7	3	4	1.0	1	0	0	0
09/29	vs. Indianapolis	5	4	1	0.0	0	0	0	0
10/06	at St. Louis	12	12	0	0.0	0	0	0	0
10/13	at Denver	5	5	0	0.0	0	0	0	0
10/20	vs. San Diego	5	4	1	0.0	0	0	0	0
10/27	vs. San Francisco	2	2	0	0.0	0	0	0	0
	BYE WEEK								
11/10	at Tennessee	3	2	1	0.0	0	0	0	0
11/17	vs. Arizona	8	8	0	0.0	0	0	0	0
11/24	at Houston	6	4	2	0.0	0	0	2	0
12/01	at Cleveland	9	8	1	0.0	0	0	1	1
12/05	vs. Houston	10	7	3	0.0	0	0	0	0
12/15	vs. Buffalo				ina				
12/22	vs. Tennessee	9	7	2	0.0	0	0	0	0
12/29	at Indianapolis	6	6	0	0.0	0	0	3	0
2013 totals:		98	82	16	1.0	2	0	6	1

PLAYER BIOS

61

SHELDON DAY



DEFENSIVE TACKLE

6-1 293 LBS.

NOTRE DAME

BORN JULY 1, 1994

INDIANAPOLIS, INDIANA

ACQ: 4TH ROUND OF 2016 DRAFT (103RD)

EXP: ROOKIE

TRANSACTIONS

- Originally drafted by Jacksonville in the fourth round (103rd overall) of the 2016 NFL Draft

PRO (Games played/started - 4/0)

Rookie DT who made his rookie debut in the team's season opener

2016 (w/ JAX - 4/0)

- 9/11 vs. G.B.:** Made his Jaguars debut and played seven snaps at DT and one on special teams
- 9/18 at S.D.:** Saw action at DT and on special teams
- 9/25 vs. BAL:** Saw action at DT, making his first career tackle, and on special teams
- 10/2 vs. IND:** Played 17 snaps at DT and had one tackle for loss

COLLEGE (at Notre Dame, 2012-15)

As a senior, named season-long captain at the end of camp ... Registered 45 tackles (33 solo), 15.5 tackles for loss, 4.0 sacks, four passes defended and two forced fumbles ... His 15.5 tackles for loss were the most by a Notre Dame player since **Derek Landri** in 2006 ... Recorded at least one tackle for loss in 11 of the team's 13 games ... As a junior, registered 40 tackles (24 solo), 7.5 tackles for loss, one sack, nine quarterback hurries, two passes defended and two fumble recoveries ... Played in all 13 games as a true freshman

PERSONAL

- Son of David Day and Carol Boyd
- Attended Warren Central (Indianapolis) High School
- Second-team selection on SI.com High School All-America team
- Ranked the sixth-best defensive tackle in the country and the 50th-best player in his class by Scout.com
- Runner-up for 2011 Indiana Mr. Football award as chosen by the Indiana Football Coaches Association
- Made 55 tackles, 12 for loss, nine sacks, 12 quarterback pressures and two fumble recoveries as a senior

REGULAR SEASON CAREER STATISTICS

YEAR	TEAM	GP/GS	TKL	SOLO	ASST	ST	SACKS	FF	FR	PD	TFL
2016	JAX	4/0	2	2	0	0	0	0	0	0	1
NFL totals: 1 yr.		4/0	2	2	0	0	0	0	0	0	1

2016 GAME-BY-GAME STATISTICS

DATE	OPP	TKL	SOLO	ASST	ST	SACKS	FF	FR	PD	TFL
09/11	vs. Green Bay	0	0	0	0	0.0	0	0	0	0
09/18	at San Diego	0	0	0	0	0.0	0	0	0	0
09/25	vs. Baltimore	1	1	0	0	0.0	0	0	0	0
10/02	vs. Indianapolis	1	1	0	0	0.0	0	0	0	1
BYE WEEK										
10/16	at Chicago									
10/23	vs. Oakland									
10/27	at Tennessee									
11/06	at Kansas City									
11/13	vs. Houston									
11/20	at Detroit									
11/27	at Buffalo									
12/04	vs. Denver									
12/11	vs. Minnesota									
12/18	at Houston									
12/24	vs. Tennessee									
01/01	at Indianapolis									
2016 totals:		2	2	0	0	0.0	0	0	0	1

PLAYER BIOS

56 DANTE FOWLER JR.

DEFENSIVE END
6-3 266 LBS.
FLORIDA
BORN AUGUST 3, 1994
ST. PETERSBURG, FLORIDA
ACQ: 1ST ROUND OF 2015 DRAFT (3RD)
EXP: 2ND YEAR



TRANSACTIONS

Originally drafted by Jacksonville in the first round (third overall) of the 2015 draft ...
Placed on injured reserve on 8/29/15

PRO (Games played/started - 4/1)

- First defensive player selected in the 2015 NFL Draft
- Second-highest defensive player drafted in Jaguars history (LB **Kevin Hardy** was selected 2nd overall in 1996)
- Joined RB **Fred Taylor** (9th, 1998), S **Reggie Nelson** (21st, 2007) and DE **Derrick Harvey** (8th, 2008) as the only players in franchise history to be drafted out of the University of Florida in the first round
- Joins Harvey as the only DEs selected in the first round in franchise history
- Ninth player selected by the Jaguars from the University of Florida, the most of any college/university in franchise history
- Became third Florida DE in last three years to be drafted in first round

2016 (w/ JAX - 4/1)

Made his NFL debut in the team's season opener

- **9/11 vs. G.B.:** Started at LEO and made three tackles (two solo) and one tackle for loss
- **9/18 at S.D.:** Recorded a career-high six tackles (five solo), including 2.0 sacks
- **9/25 vs. BAL:** Saw action at LEO and made one solo tackle and recorded his first career pass defended
- **10/2 vs. IND:** Saw action at LEO and made two solo tackles ... Posted two QB hurries, one of which resulted in **Yannick Ngakoue's** first-quarter INT after he tipped QB **Andrew Luck's** attempt

2015 (w/ JAX - IR)

• Suffered a torn ACL on May 18, 2015 in Jaguars rookie mini-camp and was placed on IR on August 29, 2015

COLLEGE (at Florida, 2012-14)

- Declared for the NFL Draft following his junior season
- Played in 37 games with 25 starts
- Career totals included 140 tackles (73 solo), 34 tackles for loss, 14.5 sacks, five forced fumbles, two fumble recoveries and two passes defended
- Started the final 24 games of his career
- Served as a team captain his junior season and two games as a sophomore

PERSONAL

- Attended Lakewood Senior (St. Petersburg, Fla.) High School, where he played for Head Coach Cory Moore
- A five-star prospect ranked as the No. 3 weakside defensive side and No. 28 recruit overall by Rivals.com
- Ranked in the Rivals100 national list (No. 28), as well as the ESPN 150 national list (No. 71)
- Named an Honorable Mention All-American by Sports Illustrated
- Also competed as a shot putter, recording a top-throw of 14.32 meters
- Son of Lanora and Dante Fowler Sr.
- Has one son, Dante Fowler III, who is three years old
- Has two younger brothers, Donterio and Cam'Ron
- Twitter handle is @DanteFowler

REGULAR SEASON CAREER STATISTICS

YEAR	TEAM	GP/GS	TKL	SOLO	ASST	ST	SACKS	FF	FR	PD	TFL
2015	JAX					IR					
2016	JAX	4/1	12	10	2	0	2.0	0	0	2	3
NFL totals: 2 yrs.		4/1	12	10	2	0	2.0	0	0	2	3

2016 GAME-BY-GAME STATISTICS

DATE	OPP	TKL	SOLO	ASST	ST	SACKS	FF	FR	PD	TFL
09/11	vs. Green Bay	3	2	1	0	0.0	0	0	0	1
09/18	at San Diego	6	5	1	0	2.0	0	0	0	2
09/25	vs. Baltimore	1	1	0	0	0.0	0	0	1	0
10/02	vs. Indianapolis	2	2	0	0	0.0	0	0	1	0
BYE WEEK										
10/16	at Chicago									
10/23	vs. Oakland									
10/27	at Tennessee									
11/06	at Kansas City									
11/13	vs. Houston									
11/20	at Detroit									
11/27	at Buffalo									
12/04	vs. Denver									
12/11	vs. Minnesota									
12/18	at Houston									
12/24	vs. Tennessee									
01/01	at Indianapolis									
2016 totals:		10	8	2	0	2.0	0	0	1	3

PLAYER BIOS

39

TASHAUN GIPSON

DEFENSIVE BACK

5-11 205 LBS.

WYOMING

BORN AUGUST 7, 1990

DALLAS, TEXAS

ACQ: UFA (CLEVELAND) 2016

EXP: 5TH YEAR



TRANSACTIONS

Originally signed by Cleveland as an undrafted free agent on 5/9/12 ... Signed by Jacksonville as an unrestricted free agent on 3/10/16

PRO (Games played/started - 54/46)

- Earned first career Pro Bowl selection in 2014 after finishing second in NFL with six interceptions
- One of eight players to register 15 or more INTs since 2012, joining CB **Richard Sherman**, DB **Glover Quin**, CB **Patrick Peterson**, S **Reggie Nelson**, CB **Aqib Talib**, CB **Earl Thomas** and CB **Trumaine Johnson**

2016 (w/ JAX - 4/4)

Made his Jaguars debut during the team's season opener

- **9/11 vs. G.B.:** Started at FS and made three solo tackles
- **9/18 at S.D.:** Started at FS and made three solo tackles
- **9/25 vs. BAL:** Registered his first INT with the Jaguars during the fourth quarter ... Also recorded three solo tackles
- **10/2 vs. IND:** Started at FS and made one solo tackle

2015 (w/ CLE - 13/13, 0/0)

Started 13 games, marking the third consecutive season in which he made 10-plus starts for the Browns ... Finished with 60 tackles (42 solo), two interceptions and two passes defended ... Tackle total was his highest since registering 105 stops in 2013 ... Has recorded an interception in all four NFL seasons, including two-plus interceptions in three straight years

- **9/13 at NYJ:** Totaled five tackles (three solo) and his first interception of the season, which came against Jets QB **Ryan Fitzpatrick** in the second quarter
- **9/20 vs. TEN:** Had eight tackles (five solo), his second-highest total in 2015
- **11/1 vs. ARI:** Produced one solo (tackle) and intercepted Cardinals QB **Carson Palmer** in the third quarter
- **12/20 at SEA:** Tallied a season-high nine tackles (five solo)

2014 (w/ CLE - 11/11, 0/0)

Selected to first Pro Bowl ... Started all 11 games at free safety and added 52 tackles, eight passes defended, six interceptions, one forced fumble and one interception-return TD ... Finished second in the NFL with career-high six interceptions, despite missing final five games ... Interception total led the team and were the most by a Browns player since 2010 ... Became the first player to lead the Browns in interceptions in consecutive years since **Earl Little** from 2002-03 ... Helped Cleveland finish first in the NFL in opponent passer rating (74.1) and passes defended (99)

- **9/14 vs. N.O.:** During 26-24 victory, registered eight tackles and one interception, returning it for a career-long 62-yard TD
- **10/19 at JAX:** Earned second career multiple-interception game, picking off Jaguars QB **Blake Bortles** twice
- **10/26 vs. OAK:** After Raiders shifted out of initial FG formation picked off Raiders QB **Matt Schaub** and returned it 35 yards
- **11/2 vs. T.B.:** Picked off Buccaneers QB **Mike Glennon** in end zone to thwart Tampa Bay scoring threat
- **11/6 at CIN:** In 24-3 primetime win, recorded three tackles, one pass defended and one forced fumble ... Member of Browns defense that limited Bengals to 79 net passing yards, second fewest by an NFL team in 2014
- **11/23 at ATL:** Sustained knee injury in fourth quarter and was placed on injured reserve on 12/20

2013 (w/ CLE - 16/15, 0/0)

Started 15 of 16 games at free safety ... Totaled 105 tackles, five interceptions, his first career interception-return TD and 14 passes defended

- **9/8 vs. MIA:** Intercepted Dolphins QB **Ryan Tannehill** and returned it 29 yards
- **10/13 vs. DET:** Intercepted Lions QB **Matthew Stafford** in end zone, returning it 35 yards ... Added eight tackles
- **10/20 at G.B.:** Amassed a career-high 11 tackles and added one pass defended
- **12/15 vs. CHI:** Registered first multiple-interception game (two) and first interception-return TD ... In second quarter, grabbed his second interception of the game, returning it 44 yards

2012 (w/ CLE - 10/3, 0/0)

Appeared in 10 contests, with three starts ... Registered 29 tackles, one interception and one pass defended ... Also accounted for four stops on special teams

- **12/9 vs. K.C.:** Recorded his first career interception

COLLEGE (at Wyoming, 2008-11)

- Four-year starter at the University of Wyoming and started all 50 career games
- Notched nine career interceptions, which ranked tied for fourth in school history
- As a senior, recorded 95 tackles and three interceptions
- Played 38 games at Wyoming in the same defensive backfield as his brother, Marcell, one of the primary reasons he chose to attend the school
- Graduated with a degree in communications after finishing his course work during the offseason in 2015

PERSONAL

- First name is pronounced tuh-SHAWN
- Has a son, Tashaun Jr., and daughter, Nala
- His father and all three brothers played Division I football, including his brother, Marcell, who was originally signed by the Minnesota Vikings as an undrafted free agent in 2011 ... His father played football at Arizona State
- One of six children
- Attended Kimball High School in Dallas, Texas
- Received all-state honorable mention laurels ... Named the 4A District 14 Dallas City League MVP and earned first-team all-district honors both as a cornerback and as a returner during his senior season
- Also lettered in basketball and track
- Aspires to start an Alzheimer's awareness charity, as the disease has affected his family .. Works to help youth and provide them gifts during the holiday season
- Twitter handle is @Gipson_duos24



REGULAR SEASON CAREER STATISTICS

YEAR	TEAM	GP/GS	TKL	SOLO	ASST	INT	SACKS	FF	FR	PD
2012	CLE	10/3	29	23	6	1	0.0	0	0	1
2013	CLE	16/15	105	82	23	5	0.0	0	0	14
2014	CLE	11/11	52	28	24	6	0.0	1	0	8
2015	CLE	13/13	60	42	18	2	0.0	0	0	2
2016	JAX	4/4	10	10	0	1	0.0	0	0	1
NFL totals: 4 yrs.		54/46	256	185	71	15	0.0	1	0	26



CAREER HIGHS

	GAME	SEASON
Tackles:	11 (10/20/13 at G.B.)	95 (2013)
Interceptions:	2 (twice, last: 10/19/14 at JAX)	6 (2014)
Forced fumbles:	1 (11/6/14 at CIN)	1 (2014)
Passes defended:	4 (9/29/13 vs. CIN)	11 (2013)



2016 GAME-BY-GAME STATISTICS

DATE	OPP.	TKL	SOLO	ASST	INT	SACKS	FF	FR	PD	
09/11	vs. Green Bay	3	3	0	0	0.0	0	0	0	
09/18	at San Diego	3	3	0	0	0.0	0	0	0	
09/25	vs. Baltimore	3	3	0	1	0.0	0	0	1	
10/02	vs. Indianapolis	1	1	0	0	0.0	0	0	0	
BYE WEEK										
10/16	at Chicago									
10/23	vs. Oakland									
10/27	at Tennessee									
11/06	at Kansas City									
11/13	vs. Houston									
11/20	at Detroit									
11/27	at Buffalo									
12/04	vs. Denver									
12/11	vs. Minnesota									
12/18	at Houston									
12/24	vs. Tennessee									
01/01	at Indianapolis									
2016 totals:		10	10	0	1	0.0	0	0	1	



2015 GAME-BY-GAME STATISTICS

DATE	OPP.	TKL	SOLO	ASST	INT	SACKS	FF	FR	PD	
09/13	at N.Y. Jets	5	2	3	1	0.0	0	0	1	
09/20	vs. Tennessee	8	5	3	0	0.0	0	0	0	
09/27	vs. Oakland	6	3	3	0	0.0	0	0	0	
10/04	at San Diego	4	3	1	0	0.0	0	0	0	
10/11	at Baltimore									
10/18	vs. Denver									
10/25	at St. Louis									
11/01	vs. Arizona	1	1	0	1	0.0	0	0	1	
11/05	at Cincinnati	4	3	1	0	0.0	0	0	0	
11/15	at Pittsburgh	4	3	1	0	0.0	0	0	0	
BYE WEEK										
11/30	vs. Baltimore	6	6	0	0	0.0	0	0	0	
12/06	vs. Cincinnati	6	4	2	0	0.0	0	0	0	
12/13	vs. San Francisco	1	1	0	0	0.0	0	0	0	
12/20	at Seattle	9	5	4	0	0.0	0	0	0	
12/27	at Kansas City	3	3	0	0	0.0	0	0	0	
01/03	vs. Pittsburgh	3	3	0	0	0.0	0	0	0	
2015 totals:		60	42	18	2	0.0	0	2	2	

PLAYER BIOS



2014 GAME-BY-GAME STATISTICS

DATE	OPP.	TKL	SOLO	ASST	INT	SACKS	FF	FR	PD
09/07	at Pittsburgh	2	2	0	0	0.0	0	0	0
09/14	vs. New Orleans	8	3	5	1	0.0	0	0	1
09/21	vs. Baltimore	5	3	2	1	0.0	0	0	1
BYE WEEK									
10/05	at Tennessee	4	3	1	0	0.0	0	0	1
10/12	vs. Pittsburgh	9	4	5	0	0.0	0	0	0
10/19	at Jacksonville	4	3	1	2	0.0	0	0	2
10/26	vs. Oakland	2	2	0	1	0.0	0	0	1
11/02	vs. Tampa Bay	5	3	2	1	0.0	0	0	1
11/06	at Cincinnati	3	1	2	0	0.0	0	0	1
11/16	vs. Houston	7	2	5	0	0.0	0	0	0
11/23	at Atlanta	3	2	1	0	0.0	0	0	0
11/30	at Buffalo					ina			
12/07	vs. Indianapolis					ina			
12/14	vs. Cincinnati					ina			
12/21	at Carolina					IR			
12/28	at Baltimore					IR			
2014 totals:		52	28	25	6	0.0	1	0	8



2013 GAME-BY-GAME STATISTICS

DATE	OPP.	TKL	SOLO	ASST	INT	SACKS	FF	FR	PD
09/08	vs. Miami	5	3	2	1	0.0	0	0	1
09/15	at Baltimore	8	6	2	0	0.0	0	0	0
09/22	at Minnesota	6	4	2	0	0.0	0	0	2
09/29	vs. Cincinnati	7	5	2	0	0.0	0	0	4
10/03	vs. Buffalo	6	6	0	0	0.0	0	0	1
10/13	vs. Detroit	8	7	1	1	0.0	0	0	1
10/20	at Green Bay	11	8	3	0	0.0	0	0	1
10/27	at Kansas City	10	9	1	0	0.0	0	0	0
11/03	vs. Baltimore	1	1	0	0	0.0	0	0	1
11/17	at Cincinnati	5	5	0	0	0.0	0	0	0
11/24	vs. Pittsburgh	4	3	1	0	0.0	0	0	0
12/01	vs. Jacksonville	6	4	2	0	0.0	0	0	0
12/08	at New England	7	4	3	0	0.0	0	0	0
12/15	vs. Chicago	8	8	0	2	0.0	0	0	2
12/22	at N.Y. Jets	7	6	1	0	0.0	0	0	0
12/29	at Pittsburgh	6	3	3	1	0.0	0	0	1
2013 totals:		105	82	23	5	0.0	0	0	14



2012 GAME-BY-GAME STATISTICS

DATE	OPP.	TKL	SOLO	ASST	INT	SACKS	FF	FR	PD
09/09	vs. Philadelphia	0	0	0	0	0.0	0	0	0
09/16	at Cincinnati	0	0	0	0	0.0	0	0	0
09/23	vs. Buffalo	4	3	1	0	0.0	0	0	0
09/27	at Baltimore	2	1	1	0	0.0	0	0	0
10/07	at N.Y. Giants					ina			
10/14	vs. Cincinnati					ina			
10/21	at Indianapolis					ina			
10/28	vs. San Diego					ina			
11/04	vs. Baltimore					ina			
BYE WEEK									
11/18	at Dallas	2	1	1	0	0.0	0	0	0
11/25	vs. Pittsburgh	2	2	0	0	0.0	0	0	0
12/02	at Oakland	8	7	1	0	0.0	0	0	0
12/09	vs. Kansas City	2	1	1	1	0.0	0	0	1
12/16	vs. Washington	3	3	0	0	0.0	0	0	0
12/23	at Denver					ina			
12/30	at Pittsburgh	6	5	1	0	0.0	0	0	0
2012 totals:		29	23	6	1	0.0	0	0	1

PLAYER BIOS

30

COREY GRANT



RUNNING BACK

5-11 205 LBS.

AUBURN

BORN DECEMBER 19, 1991

OPELIKA, ALABAMA

ACQ: FREE AGENT 2015

EXP: 2ND YEAR

TRANSACTIONS

Originally signed by Jacksonville as an undrafted rookie free agent on 5/8/15 ... Placed on injured reserve on 10/20/15

PRO (Games played/started - 10/0)

• Second-year RB and kick returner has played in ten games

2016 (w/ JAX - 4/0)

- **9/11 vs. G.B.:** Posted two kick returns for 51 yards (25.5 avg.), including a long of 32
- **9/18 at S.D.:** Posted his first career touchdown, a 15-yard reception in the fourth quarter ... Returned three kicks for 67 yards (22.3 avg.)
- **9/25 vs. BAL:** Returned three kicks for 58 yards (19.3 avg.)
- **10/2 vs. IND:** Posted four kick returns for 80 yards (20.0 avg.), including a long of 28

2015 (w/ JAX - 6/0)

Undrafted RB who had six carries for two yards and two receptions for 13 yards during his rookie campaign ... Returned eight kicks for 220 yards (27.5 avg.) ... Season cut short due to a hip injury that placed him on IR

- **9/13 vs. CAR:** Recorded one kickoff return for 40 yards in NFL debut ... Also had one reception for five yards
- **9/20 vs. MIA:** Had two kickoff returns for 46 yards (23.0 avg.)
- **9/27 at N.E.:** Rushed twice for six yards (3.0 avg.) and returned two kicks for 41 yards (20.5 avg.), with a long of 24
- **10/11 at T.B.:** Returned three kicks for 93 yards (31.0 avg.), and long of 42

COLLEGE (at Alabama, 2010; at Auburn, 2011-14)

- Finished his career with 1,040 rushing yards, becoming the 41st 1,000-yard career rusher in school history
- Scored 11 career TDs
- Ranks seventh in school history with a 24.48-yard kick return avg.
- After transferring to Auburn, sat out the 2011 season to satisfy NCAA rules
- Redshirted as a freshman at Alabama before deciding to transfer to Auburn
- Majored in physical activity and health education with a minor in sports coaching

PERSONAL

- Attended Opelika High School in Opelika, Ala. where he played for Head Coach Brian Blackmon
- Rated a four-star prospect by Rivals.com and Scout.com
- Also starred on the school's track team and was a two-time Alabama 6A State 100-meter champion and winner of the 2009 200-meter championship
- Son of Deborah and Ike Grant
- Twitter handle is @CoreyGranttt

REGULAR SEASON CAREER STATISTICS

YEAR	TEAM	GP/GS	RUSHING					RECEIVING				
			NO	YDS	AVG	LG	TD	NO	YDS	AVG	LG	TD
2015	JAX	6/0	6	2	0.3	11	0	2	13	6.5	8	0
2016	JAX	4/0	0	0	0.0	0	0	1	15	15.0	15t	1
Career totals: 2 yrs.		10/0	6	2	0.3	11	0	3	28	9.3	15t	1

YEAR	TEAM	NO.	YDS	AVG.	LG	TD
2015	JAX	8	220	27.5	42	0
2016	JAX	12	256	21.3	32	0
Career totals: 2 yrs.		20	476	23.8	42	0

CAREER HIGHS

	GAME	SEASON
Rushes:	2 (two times, last: 10/11/15 at T.B.)	6 (2015)
Rushing yards:	6 (9/27/15 at N.E.)	2 (2015)
Longest rush:	11 (10/11/15 at T.B.)	11 (2015)
Receptions:	1 (three times, last: 9/18/16 at S.D.)	2 (2015)
Receiving yards:	15 (9/18/16 at S.D.)	15 (2016)
Receiving TDs:	1 (9/18/16 at S.D.)	1 (2016)
Longest reception:	15 (9/18/16 at S.D.)	15 (2016)
Kickoff returns:	3 (10/11/15 at T.B.)	8 (2015)
Kickoff return yds.:	93 (10/11/15 at T.B.)	220 (2015)
Longest kick return:	42 (10/11/15 at T.B.)	42 (2015)

2016 GAME-BY-GAME STATISTICS

DATE	GAME	RUSHING					RECEIVING				
		NO	YDS	AVG	LG	TD	NO	YDS	AVG	LG	TD
09/11	vs. Green Bay	0	0	0.0	0	0	0	0	0.0	0	0
09/18	at San Diego	0	0	0.0	0	0	1	15	15.0	15t	1
09/25	vs. Baltimore	0	0	0.0	0	0	0	0	0.0	0	0
10/02	vs. Indianapolis	0	0	0.0	0	0	0	0	0.0	0	0
BYE WEEK											
10/16	at Chicago										
10/23	vs. Oakland										
10/27	at Tennessee										
11/06	at Kansas City										
11/13	vs. Houston										
11/20	at Detroit										
11/27	at Buffalo										
12/04	vs. Denver										
12/11	vs. Minnesota										
12/18	at Houston										
12/24	vs. Tennessee										
01/01	at Indianapolis										
2016 totals:		0	0	0.0	0	0	1	15	15.0	15t	1

DATE	GAME	NO.	YDS	AVG.	LG	TD
09/11	vs. Green Bay	2	51	25.5	32	0
09/18	at San Diego	3	67	22.3	24	0
09/25	vs. Baltimore	3	58	19.3	25	0
10/02	vs. Indianapolis	4	80	20.0	28	0
BYE WEEK80						
10/16	at Chicago					
10/23	vs. Oakland					
10/27	at Tennessee					
11/06	at Kansas City					
11/13	vs. Houston					
11/20	at Detroit					
11/27	at Buffalo					
12/04	vs. Denver					
12/11	vs. Minnesota					
12/18	at Houston					
12/24	vs. Tennessee					
01/01	at Indianapolis					
2016 totals:		12	256	21.3	32	0

PLAYER BIOS



2015 GAME-BY-GAME STATISTICS

DATE	GAME	RUSHING					RECEIVING				
		NO	YDS	AVG	LG	TD	NO	YDS	AVG	LG	TD
09/13	vs. Carolina	0	0	0.0	0	0	1	5	5.0	5	0
09/20	vs. Miami	1	1	1.0	1	0	0	0	0.0	0	0
09/27	at New England	2	6	3.0	4	0	1	8	8.0	8	0
10/04	at Indianapolis	0	0	0.0	0	0	0	0	0.0	0	0
10/11	at Tampa Bay	2	-6	-3.0	11	0	0	0	0.0	0	0
10/18	vs. Houston	1	1	1.0	1	0	0	0	0.0	0	0
10/25	vs. Buffalo					IR					
	BYE WEEK										
11/08	at N.Y. Jets					IR					
11/15	at Baltimore					IR					
11/19	vs. Tennessee					IR					
11/29	vs. San Diego					IR					
12/06	at Tennessee					IR					
12/13	vs. Indianapolis					IR					
12/20	vs. Atlanta					IR					
12/27	at New Orleans					IR					
01/03	at Houston					IR					
2015 totals:		6	2	0.3	11	0	2	13	6.5	8	0

DATE	GAME	NO.	KICK RETURNS			
			YDS	AVG.	LG	TD
09/13	vs. Carolina	1	40	40.0	40	0
09/20	vs. Miami	2	46	23.0	24	0
09/27	at New England	2	41	20.5	24	0
10/04	at Indianapolis	0	0	0.0	0	0
10/11	at Tampa Bay	3	93	31.0	42	0
10/18	vs. Houston	0	0	0.0	0	0
10/25	vs. Buffalo					IR
	BYE WEEK					
11/08	at N.Y. Jets					IR
11/15	at Baltimore					IR
11/19	vs. Tennessee					IR
11/29	vs. San Diego					IR
12/06	at Tennessee					IR
12/13	vs. Indianapolis					IR
12/20	vs. Atlanta					IR
12/27	at New Orleans					IR
01/03	at Houston					IR
2015 totals:		8	220	27.5	42	0

PLAYER BIOS

13 RASHAD GREENE SR.

WIDE RECEIVER
5-11 185 LBS.
FLORIDA STATE
BORN SEPTEMBER 23, 1992
ALBANY, GEORGIA
ACQ: 5TH ROUND OF 2015 DRAFT (139TH)
EXP: 2ND YEAR



TRANSACTIONS

Originally drafted by Jacksonville in the fifth round (139th overall) of the 2015 draft ... Placed on reserve/injured-designated to return ... Activated to 53-man roster on 11/18/15

PRO (Games played/started - 13/0)

- Career totals include 22 receptions for 117 yards (5.3 rec. avg.) and two touchdowns
- Added 28 punt returns for 387 yards for a franchise-best 13.8 punt return avg.

2016 (w/ JAX - 4/0)

- **9/11 vs. G.B.:** Had one catch for nine yards and one punt return for 14 yards
- **9/18 at S.D.:** Recorded one reception for seven yards and two punt returns for nine yards
- **9/25 vs. BAL:** Returned five punts for 51 yards (10.2 avg.), with a season-long 42-yard return
- **10/2 vs. IND:** Had one reception for eight yards and two punt returns for 12 yards

2015 (w/ JAX - 9/0)

Appeared in nine games during rookie season and recorded 19 receptions for 93 yards (4.9 avg.) and two TDs ... Registered 18 punt returns for 301 yards (16.7 avg.) and one TD ... His 16.7 average set a single season punt return average record (min. 15 attempts)

- **9/13 vs. CAR:** Made his NFL debut and had a team-high seven receptions for 28 yards (4.0 avg.) and recorded first NFL TD on a six-yard reception in the second quarter
- **11/19 vs. TEN:** Returned from IR-designated return list and had one reception for two yards (2.0 rec. avg.) ... Returned two punts for 76 yards (38.0 avg.), including a 63-yard return (sixth-longest in franchise history) in the fourth quarter to set up the team's game-winning touchdown
- **12/6 at TEN:** Had two receptions for 15 yards (7.5 rec. avg.) and his second career TD ... Posted one punt return for 14 yards
- **12/13 vs. IND:** Recorded one reception for 18 yards ... Returned two punts, including a 73-yard runback for a touchdown in the third quarter, the fourth-longest punt return in franchise history and the first punt returned for a TD since 2010 (**Mike Thomas**, 12/18/10 at Indianapolis)

COLLEGE (at Florida State, 2011-14)

- Four-year letterman who made 43 career starts
- Two-time first-team All-ACC Selection as a junior and senior
- Holds school record for career receptions (270), career receiving yards (3,830) and consecutive games with a reception (43)
- His 3,830 career receiving yards are the most in ACC history
- Recorded 29 career receiving TDs

PERSONAL

- Attended national powerhouse St. Thomas Aquinas (Fort Lauderdale, Fla.) High School where he played for head coach George Smith
- Ranked as a four-star WR and the No. 10 WR by Scout.com, No. 20 by 247Sports and No. 29 by Rivals.com
- Totaled 43 receptions for 943 yards (21.9 yards per catch) with 13 TDs as a senior
- Caught six passes for 148 yards and two TDs in the 2010 Class 5A State title game -- including a title-clinching 74-yard pass in the fourth quarter as St. Thomas Aquinas defeated Tampa Plant 29-7 and finished with a No. 3 national ranking
- Also starred as a standout on the team's track & field team
- Twitter handle is @RG80_

REGULAR SEASON CAREER STATISTICS

RECEIVING

YEAR	TEAM	GP/GS	RECs	YDS	AVG.	LG	TD
2015	JAX	9/0	19	93	4.9	18	2
2016	JAX	4/0	3	24	8.0	9	0
NFL totals: 2 yrs.		13/0	22	117	5.3	18	2

PUNT RETURNS

YEAR	TEAM	GP/GS	NO	FC	YDS	AVG.	LG	TD
2015	JAX	9/0	18	8	301	16.7	73t	1
2016	JAX	4/0	10	2	86	8.6	42	0
NFL totals: 2 yrs.		13/0	28	10	387	13.8	73t	1

CAREER HIGHS

	GAME	SEASON
Receptions:	7 (9/13/15 vs. CAR)	19 (2015)
Receiving yards:	28 (9/13/15 vs. CAR)	93 (2015)
Receiving touchdowns:	1 (two times, last: 12/6/15 at TEN)	2 (2015)
Longest reception:	18 (12/13/15 vs. IND)	18 (2015)
Punt returns:	5 (9/25/16 vs. BAL)	18 (2015)
Punt return yards:	76 (11/19/15 vs. TEN)	301 (2015)
Punt return touchdowns:	1 (12/13/15 vs. IND)	1 (2015)
Longest punt return:	73t (12/13/15 vs. IND)	73t (2015)

2016 GAME-BY-GAME STATISTICS

RECEIVING

DATE	OPP	RECs	YDS	AVG.	LG	TD
09/11	vs. Green Bay	1	9	9.0	9	0
09/18	at San Diego	1	7	7.0	7	0
09/25	vs. Baltimore	0	0	0.0	0	0
10/02	vs. Indianapolis	1	8	8.0	8	0
BYE WEEK						
10/16	at Chicago					
10/23	vs. Oakland					
10/27	at Tennessee					
11/06	at Kansas City					
11/13	vs. Houston					
11/20	at Detroit					
11/27	at Buffalo					
12/04	vs. Denver					
12/11	vs. Minnesota					
12/18	at Houston					
12/24	vs. Tennessee					
01/01	at Indianapolis					
2016 totals:		3	24	8.0	9	0

PUNT RETURN

DATE	OPP	NO.	YDS	AVG.	LG	TD
09/11	vs. Green Bay	1	14	14.0	14	0
09/18	at San Diego	2	9	4.5	8	0
09/25	vs. Baltimore	5	51	10.2	42	0
10/02	vs. Indianapolis	2	12	6.0	12	0
BYE WEEK						
10/16	at Chicago					
10/23	vs. Oakland					
10/27	at Tennessee					
11/06	at Kansas City					
11/13	vs. Houston					
11/20	at Detroit					
11/27	at Buffalo					
12/04	vs. Denver					
12/11	vs. Minnesota					
12/18	at Houston					
12/24	vs. Tennessee					
01/01	at Indianapolis					
2016 totals:		10	86	8.6	42	0

PLAYER BIOS



2015 GAME-BY-GAME STATISTICS

RECEIVING

DATE	OPP	RECs	YDS	AVG.	LG	TD
09/13	vs. Carolina	7	28	4.0	6	1
09/20	vs. Miami	2	7	3.5	7	0
09/27	at New England			--		
10/04	at Indianapolis			--		
10/11	at Tampa Bay			--		
10/18	vs. Houston			--		
10/25	vs. Buffalo			--		
	BYE WEEK					
11/08	at N.Y. Jets			--		
11/15	at Baltimore			--		
11/19	vs. Tennessee	1	2	2.0	2	0
11/29	vs. San Diego	3	17	5.7	8	0
12/06	at Tennessee	2	15	7.5	13	1
12/13	vs. Indianapolis	1	18	18.0	18	0
12/20	vs. Atlanta	1	-1	-1.0	-1	0
12/27	at New Orleans	1	2	2.0	2	0
01/03	at Houston	1	5	5.0	5	0
2015 totals:		19	93	4.9	18	2

PUNT RETURN

DATE	OPP	NO.	YDS	AVG.	LG	TD
09/13	vs. Carolina	1	9	9.0	9	0
09/20	vs. Miami	2	30	15.0	24	0
09/27	at New England			--		
10/04	at Indianapolis			--		
10/11	at Tampa Bay			--		
10/18	vs. Houston			--		
10/25	vs. Buffalo			--		
	BYE WEEK					
11/08	at N.Y. Jets			--		
11/15	at Baltimore			--		
11/19	vs. Tennessee	2	76	38.0	63	0
11/29	vs. San Diego	3	28	9.3	15	0
12/06	at Tennessee	1	14	14.0	14	0
12/13	vs. Indianapolis	2	73	36.5	73t	1
12/20	vs. Atlanta	2	17	8.5	17	0
12/27	at New Orleans	1	4	4.0	4	0
01/03	at Houston	4	50	12.5	20	0
2015 totals:		18	301	16.7	73t	1

PLAYER BIOS

79

BRYCE HARRIS

OFFENSIVE LINEMAN
6-6 300 LBS.
FRESNO STATE
BORN JANUARY 16, 1989
BAKERSFIELD, CALIF.
ACQ: FREE AGENT 2016
EXP: 4TH YEAR



TRANSACTIONS

Originally signed with Atlanta as an undrafted rookie on 4/30/12 ... Waived by Atlanta on 8/31/12 ... Signed to the practice squad by Atlanta on 9/2/12 ... Released from practice squad on 9/10/12 ... Signed as a free agent by New Orleans on 9/10/12 ... Waived by New Orleans on 9/5/15 ... Claimed off waivers by Atlanta on 9/6/15 ... Released by Atlanta on 9/2/16 ... Signed as a free agent by Jacksonville on 10/5/16

PRO (Games played/started - 35/4)

- Fourth-year OL spent time with Atlanta and New Orleans before signing with Jacksonville
- Has appeared in 35 career games with four starts

2015 (w/ ATL - 1/0)

Appeared in one game

2014 (w/ NO - 16/2)

Appeared in all 16 games (2 starts)

- Contributed to an offense that ranked first in the NFL in net yards per game, first downs and third down efficiency

2013 (w/ NO - 16/1)

Appeared in all 16 games, starting one at RT while also serving as an extra blocker in multiple tight end packages.

2013 (w/ NO - 2/1)

Appeared in two games with New Orleans after being signed from Atlanta's practice squad

COLLEGE (at Fresno State, 2007-11)

- Started in 39 consecutive games at Fresno State after converting to offensive line man from defensive tackle during his redshirt freshman campaign
- Selected to the All-Western Athletic Conference first-team by conference coaches as a senior and was named to the second team as a junior
- Opened holes for RB Ryan Mathews as redshirt sophomore as Fresno ranked in the top 20 nationally in total offense and scoring

PERSONAL

- Attended Tulare Union (Tulare, Calif.) High School, where he was a team captain and a member of the East Yosemite League champions
- Twitter handle is @Bryce_harris79

PLAYER BIOS

7

CHAD HENNE

QUARTERBACK

6-3 220 LBS.


MICHIGAN

BORN JULY 2, 1985

WYOMISSING, PENNSYLVANIA

ACQ: UNRESTRICTED FREE AGENT (MIAMI) 2012

EXP: 9TH YEAR



TRANSACTIONS

Originally drafted by Miami in the second round (57th overall) of the 2008 draft ... Signed by Jacksonville as an unrestricted free agent on 3/15/12

PRO (Games played/started - 64/53)

- Ninth-year QB has played in 64 games with 53 starts
- Career totals include 1,159 of 1,954 passing for 12,931 yards with 58 TDs/63 INTs and a 75.5 rating
- Joined the Jaguars in 2012 as an unrestricted free agent and has played in 28 games with 22 starts
- Spent first four seasons in Miami after being selected in the second round of 2008 draft

2016 (w/ JAX - 0/0)

- **9/11 vs. G.B.:** Dressed but did not play
- **9/18 at S.D.:** Dressed but did not play
- **9/25 vs. BAL:** Dressed but did not play
- **10/2 vs. IND:** Dressed but did not play

2015 (w/ JAX - 0/0)

Dressed in all 16 games but did not play

2014 (w/ JAX - 3/3)

Started the first three games and was 42 of 78 passing for 492 yards with three TDs and one INT for an 80.7 rating ... Added four rushes for 25 yards ... Dressed but did not play in final 13 games

- **9/7 at PHI:** Opened the season as starting QB and completed 24 of 43 passes for 266 yards with two TDs for an 89.9 passer rating ... Hooked up rookie WR **Allen Hurns** for TDs of 34 and 21 yards in the first quarter
- **9/14 at WAS:** Started at QB and was 14 of 28 passing for 193 yards with one TD and one INT for a 69.5 rating ... Had two completions of 50-plus yards, a 63-yard TD pass to TE **Marcedes Lewis** and a 54-yard completion to WR **Allen Robinson**
- **9/21 vs. IND:** Started at QB and was 4 of 7 passing for 33 yards before he was replaced in the second half by QB **Blake Bortles**

2013 (w/ JAX - 15/15)

Started 13 of 15 games played, tied for the second-most starts of his career ... Was 305 of 503 passing for 3,241 yards with 13 TDs and 14 INTs for a 76.5 passer rating ... Established career-highs for attempts and completions and had second-most yards ... Started the last 11 games

- **9/8 vs. KC:** Inserted into the game during middle of club's final drive as QB **Blaine Gabbert** suffered a hand injury. Completed 3 of 6 passes for 36 yards with a 24-yard completion to WR **Cecil Shorts III**
- **9/15 at OAK:** Started at QB for injured QB **Blaine Gabbert** and threw for 241 yards on 25 of 38 passing with one TD for a 92.1 passer rating
- **9/22 at SEA:** Started at QB and completed 18 of 38 passes for 235 yards with two TDs for a 45.4 rating
- **10/6 at STL:** Entered the game with 5:14 remaining in the third quarter after QB **Blaine Gabbert** suffered a hamstring injury ... Finished 7 of 13 passing for 89 yards with one TD for a 101.1 passer rating
- **10/13 at DEN:** Started at QB and was 27 of 42 passing for 303 yards with two INTs for a 65.9 rating
- **10/20 vs. SD:** Registered his second straight 300-yard passing game, completing 23 of 36 passes for 318 yards with one INT for an 80.6 rating
- **10/27 vs. SF:** Started at QB and threw for 228 yards and one TD for an 84.3 passer rating
- **11/10 at TEN:** Started at QB and was 14 of 23 passing for 180 yards with two INTs for a 49.2 rating ... Won second start as a Jaguar
- **11/17 vs. ARI:** Led club to TDs on back-to-back drives to open the game ... Hooked up with TE **Danny Noble** for a 62-yard TD on the opening drive. Finished 27 of 42 passing for 255 yards with one TD/two INTs and a 69.0 rating
- **11/24 at HOU:** Was 23 of 32 passing for 239 yards with a season-high 93.1 rating
- **12/1 at CLE:** Completed 22 of 40 passes for 195 yards with 2 TDs/1 INT for a 74.5 rating ... Directed his fourth career game-winning drive, hooking up with WR **Cecil Shorts III** for a 20-yard TD with 40 seconds remaining in the game
- **12/5 vs. HOU:** Threw for 117 yards and two TDs, his 11th career multi-TD game
- **12/15 vs. BUF:** Threw for 237 yards and two TDs on 21 of 36 passing
- **12/22 vs. TEN:** Registered his fourth straight game with two TD passes, hooking up with TE **Marcedes Lewis** and WR **Mike Brown** for scores
- **12/29 at IND:** Started in season-finale and registered a season-high 331 yards on 30 of 51 passing with one TD and one INT

2012 (w/ JAX - 10/6)

Appeared in 10 games with six starts ... Completed 166 of 308 passes for 2,084 yards with 11 TDs and 11 INTs for a 72.2 rating ... Became 15th different starting QB in franchise history

- **9/16 vs. HOU:** Made Jaguars debut in fourth quarter when QB **Blaine Gabbert** departed with an injury and went 2-for-2 passing with 23 yards
- **10/21 at OAK:** Entered game in second quarter when QB **Blaine Gabbert** suffered a left shoulder injury and completed nine of 20 passes for 71 yards
- **11/8 vs. IND:** Was inserted into the game in the fourth quarter and completed 10 of 16 passes for 121 yards with a TD and INT
- **11/18 at HOU:** Entered game in first quarter on club's second offensive possession after QB **Blaine Gabbert** left with a right forearm/elbow injury ... Completed 16 of 33 passes for 354 yards and a career-best four TDs ... Became first QB since Hall of Famer **Steve Young** in 1987 to come off bench and throw for four TDs and no INTs
- **11/25 vs. TEN:** Made first start of the season and threw for 261 yards on 17 of 26 passing with two TDs and one INT
- **12/23 vs. NE:** Threw for 348 yards on 29 of 51 passing with one TD and three INT.
- **12/30 at TEN:** Made sixth consecutive start and completed 25 of 41 passes for 298 yards with two TD and three INT

2011 (w/ MIA - 4/4)

Started the first four games before suffering a season-ending left shoulder injury ... Was placed on injured reserve on Oct. 6 ... Completed 64 of 112 passes (57.1 pct.) for 868 yards with four TDs and four INTs for a 79.0 rating ... Added 15 rushes for 112 yards and one TD

- **9/12 vs. NE:** Opened the season as starter and was 30 of 49 for a career-high 416 yards with two TDs and one INT for a 93.6 rating ... Marked highest single-game passing yardage total by any Dolphin QB other than **Dan Marino**
- **9/25 at CLE:** Was 19 of 29 passing for 255 yards with one TD and one INT
- **10/2 at SD:** Left the game with a left shoulder injury in the first quarter

2010 (w/ MIA - 15/14)

Started 14 of 15 games and was 6-8 as starter... Was 301 of 490 passing (61.4 pct.) for 3,301 yards with 15 TDs and 19 INTs for a 75.4 rating

- **9/26 vs. NYJ:** Threw for two TDs and one INT on 26 of 44 passing for a then career-high 363 yards
- **10/4 vs. NE:** Was 28 of 38 passing for 305 yards with two TDs and three INTs.
- **10/17 at GB:** Threw for two TDs including a 22-yard pass to TE **Anthony Fasano** that broke a 13-13 tie to give the Dolphins a lead in the fourth quarter leading to overtime win
- **11/14 vs. TEN:** Saw action in relief of **Chad Pennington** in the first quarter ... Suffered an injury to his right knee in the third quarter and did not return
- **11/28 at OAK:** Returned to lineup and threw for 307 yards on 17 of 30 passing with two TDs and one INT. Connected with **Marlon Moore** on a 57-yard TD pass
- **12/19 vs. BUF:** Completed 73.3 percent of passes (33 of 45) for 276 yards with one TD and one INT
- **12/26 vs. DET:** Passed **David Woodley** to move into fourth place among the Dolphins career passing yardage leaders ... Completed 29 of 44 passes for 278 yards with one TD and two INTs

2009 (w/ MIA - 14/13)

Played in 14 games with 13 starts and posted 7-6 record as starter... Completed 274 of 451 passes (60.7 pct.) for 2,878 yards with 12 TDs and 14 INTs for a passer rating of 75.2

- **9/27 at SD:** Saw first action of season in relief of QB **Chad Pennington** and totaled 10 of 19 passing for 92 yards with one INT
- **10/14 vs. BUF:** Made first career start and completed 14 of 22 passes for 115 yards and one TD for a 92.0 rating, hooking up with WR **Brian Hartline** in third quarter for first career TD pass
- **10/12 vs. NYJ:** Led Dolphins to a 31-27 comeback win on Monday Night Football with first career fourth-quarter comeback ... Connected on 20 of 26 passes for 241 yards and two TDs for a career-high 130.4 passer rating ... Led club to 21 points in fourth quarter and finished the quarter 9 of 12 passing for 121 yards with two TDs
- **11/15 vs. TB:** Posted second fourth quarter comeback win as he was 17 of 31 for 175 yards with one TD, leading team to a game-winning FG
- **11/19 vs. NE:** Finished 29 of 52 passing for 335 yards with two TDs and one INT in a comeback win
- **12/13 at JAX:** Completed 21 of 29 passes for 220 yards with one INT and scored first career rushing TD ... Set franchise record for consecutive completions in a single game with 17 straight
- **12/27 vs. HOU:** Set season and career marks with 35 completions and 55 attempts for 322 yards with one TD for second consecutive 300-yard passing game
- **1/3 vs. PIT:** Closed out season with 140 yards on 16 of 20 passing for a career-best 80.0 completion percentage with one TD and one INT

2008 (w/ MIA - 3/0)

Appeared in three games as a rookie

- **9/14 at ARI:** Made NFL debut in the fourth quarter and was 7 of 12 passing for 67 yards, all on an 18-play drive covering 89 yards

COLLEGE (at Michigan, 2004-07)

- Four-year starter who compiled a 33-14 record as starter
- Career totals: 828 of 1,387 (59.7 pct.) for 9,715 yards with 87 TDs, 37 INTs

PLAYER BIOS



2012 GAME-BY-GAME STATISTICS

DATE	OPP	P/S	COMP	ATT	PCT	YDS	AVG	TD	INT	SK	RTG
09/09	at MIN					ina					
09/16	vs. HOU	1/0	2	2	100.0	23	11.5	0	0	0	114.6
09/23	at IND					ina					
09/30	vs. CIN					ina					
10/07	vs. CHI					ina					
BYE WEEK											
10/21	at OAK	1/0	9	20	45.0	71	3.6	0	0	3	54.4
10/28	at G.B.					ina					
11/04	vs. DET					ina					
11/08	vs. IND	1/0	10	16	62.5	121	7.6	1	1	1	80.5
11/18	at HOU	1/0	16	33	48.5	354	10.7	4	0	1	126.8
11/25	vs. TEN	1/1	17	26	65.4	261	10.0	2	1	7	108.0
12/02	at BUF	1/1	19	42	45.2	202	4.8	1	1	3	41.3
12/09	vs. NYJ	1/1	21	43	48.8	185	4.3	0	2	3	41.3
12/16	at MIA	1/1	18	34	52.9	221	6.5	0	0	2	73.3
12/23	vs. N.E.	1/1	29	51	56.9	348	6.8	1	3	1	59.9
12/30	at TEN	1/1	25	41	61.0	298	7.3	2	3	7	69.0
2012 totals:		10/6	166	308	53.9	2,084	6.8	11	11	28	72.2



2009 GAME-BY-GAME STATISTICS

DATE	OPP	P/S	COMP	ATT	PCT	YDS	AVG	TD	INT	SK	RTG
09/13	at ATL					ina					
09/21	vs. IND					ina					
09/27	at S.D.	1/0	10	19	52.6	92	4.8	0	1	1	44.2
10/04	vs. BUF	1/1	14	22	63.6	115	5.2	1	0	6	92.0
10/12	vs. NYJ	1/1	12	21	57.1	241	9.3	2	0	0	130.4
BYE WEEK											
10/25	vs. N.O.	1/1	18	36	50.0	211	5.9	0	2	2	45.0
11/01	at NYJ	1/1	12	21	57.1	112	5.3	1	0	5	87.8
11/08	at N.E.	1/1	19	34	55.9	219	6.4	0	0	2	75.5
11/15	vs. T.B.	1/1	17	31	54.8	175	5.6	1	1	0	68.6
11/19	at CAR	1/1	17	29	58.6	172	5.9	1	0	0	87.1
11/29	at BUF	1/1	17	31	54.8	175	5.6	1	3	1	42.5
12/06	vs. N.E.	1/1	29	52	55.8	335	6.4	2	1	1	80.2
12/13	at JAX	1/1	21	29	72.4	220	7.6	0	1	2	79.7
12/20	at TEN	1/1	29	46	63.0	349	7.6	1	3	1	66.3
12/27	vs. HOU	1/1	35	55	63.6	322	5.9	1	1	3	78.0
01/03	vs. PIT	1/1	16	20	80.0	140	7.0	1	1	2	91.7
2009 totals:		14/13	274	451	60.8	2,878	6.4	12	14	26	75.2



2011 GAME-BY-GAME STATISTICS

DATE	OPP	P/S	COMP	ATT	PCT	YDS	AVG	TD	INT	SK	RTG
09/12	vs. N.E.	1/1	30	49	61.2	416	8.5	2	1	4	93.6
09/18	vs. HOU	1/1	12	30	40.0	170	5.7	1	1	2	56.2
09/25	at CLE	1/1	19	29	65.5	255	8.8	1	1	5	90.4
10/02	at S.D.	1/1	3	4	75.0	27	6.8	0	1	0	53.1
BYE WEEK											
10/17	at NYJ					IR					
10/23	vs. DEN					IR					
10/30	at NYG					IR					
11/06	at K.C.					IR					
11/13	vs. WAS					IR					
11/20	vs. BUF					IR					
11/24	at DAL					IR					
12/04	vs. OAK					IR					
12/11	vs. PHI					IR					
12/18	at BUF					IR					
12/24	at N.E.					IR					
01/01	vs. NYJ					IR					
2011 totals:		4/4	64	112	57.1	868	7.8	4	4	11	79.0



2010 GAME-BY-GAME STATISTICS

DATE	OPP	P/S	COMP	ATT	PCT	YDS	AVG	TD	INT	SK	RTG
09/12	at BUF	1/1	21	34	61.8	182	5.4	0	0	3	75.9
09/19	at MIN	1/1	9	15	60.0	114	7.6	1	0	2	106.0
09/26	vs. NYJ	1/1	26	44	59.1	363	8.3	2	1	2	91.4
10/04	vs. N.E.	1/1	28	38	73.7	305	8.0	2	3	2	81.6
BYE WEEK											
10/17	at G.B.	1/1	23	39	59.0	231	5.9	2	1	0	82.3
10/24	vs. PIT	1/1	23	36	63.9	257	7.1	1	1	1	82.8
10/31	at CIN	1/1	24	37	64.9	217	5.9	0	1	0	69.3
11/07	at BAL	1/1	22	34	64.7	231	6.8	0	3	2	47.5
11/14	vs. TEN	1/0	19	28	67.9	240	8.6	1	1	1	91.4
11/18	vs. CHI	0/0				ina					
11/28	at OAK	1/1	17	30	56.7	307	10.2	2	1	3	100.3
12/05	vs. CLE	1/1	16	32	50.0	174	5.4	1	3	1	37.8
12/12	at NYJ	1/1	5	18	27.8	55	3.1	1	0	5	58.3
12/19	vs. BUF	1/1	33	45	73.3	276	6.1	1	1	3	86.9
12/26	vs. DET	1/1	29	44	65.9	278	6.3	1	2	2	72.0
01/02	at N.E.	1/1	6	16	37.5	71	4.4	0	1	3	25.6
2010 totals:		15/14	64	112	57.1	868	7.8	4	4	11	79.0

PLAYER BIOS

31

DAVON HOUSE

CORNERBACK
6-0 196 LBS.
NEW MEXICO STATE
BORN JULY 10, 1989
PALMDALE, CALIFORNIA
ACQ: UNRESTRICTED FREE AGENT (GREEN BAY) 2015
EXP: 6TH YEAR



TRANSACTIONS

Originally drafted by Green Bay in the fourth round (131st overall) of the 2011 draft ... Signed by Jacksonville as an unrestricted free agent on 3/11/15

PRO (Games played/started - 60/33, 3/0)

- Sixth-year CB has played in 60 career games with 33 starts
- Spent first four NFL seasons with Green Bay after being selected in the fourth round of the 2011 draft
- Career totals include 146 tackles (119 solo), six INTs, two forced fumbles, one fumble recovery and 60 passes defended
- Has played in three postseason games

2016 (w/ JAX - 4/4)

- **9/11 vs. G.B.:** Started at LCB in the team's season opener and recorded two solo tackles
- **9/18 at S.D.:** Started at LCB and made five tackles (three solo)
- **9/25 vs. BAL:** Started at LCB and made five solo tackles
- **10/2 vs. IND:** Started at LCB and played 30 snaps at the position

2015 (w/ JAX - 16/15)

Played in all 16 games with 15 starts ... Set the Jaguars single-season record with 23 passes defended, which were third-most in the NFL

- **9/27 at N.E.:** Started at LCB, making four solo tackles and one pass defended
- **10/4 at IND:** Made three tackles (three solo) and recorded two passes defended
- **10/11 at T.B.:** Made three tackles and recorded three passes defended
- **10/18 vs. HOU:** Started at LCB, making five tackles (five solo) and three passes defended ... Fourth NFL player in the last 15 seasons and first Jaguars player to register three or more passes defended in back-to-back games
- **11/15 at BAL:** Started at CB, making eight tackles (three solo), recording two INTs and four passes defended, all career highs... He became first Jaguars player since Dareh Cox (10/31/10) to regular INTs in a single game
- **11/19 vs. TEN:** Registered three tackles (three solo), one pass defended, and a forced fumble and recovery in the fourth quarter
- **12/6 at TEN:** Started at LCB and made five tackles (four solo) ... Recorded his third interception of the season, becoming the first Jaguars player with three-plus INTs in a single-season since **Derek Cox** (four) and **Paul Posluszny** (three) in 2014
- **1/3 at HOU:** Started at LCB and made seven tackles (six solo) ... Added two passes defended and one INT

2014 (w/ G.B. - 13/4, 2/0)

Played in 13 games with four starts ... Missed the final three games with a shoulder injury ... Recorded 24 tackles (17 solo), one INT, one forced fumble and 11 passes defended ... Added four special teams tackles ... Part of secondary that helped Green Bay rank seventh in NFL in opponent passer rating (82.0) ... Played in both postseason games and totaled three special teams tackles

- **9/14 vs. NYJ:** Played 30 snaps on defense and registered three tackles (two solo) and two passes defended
- **9/21 at DET:** Intercepted QB **Matthew Stafford** in the second quarter
- **9/28 at CHI:** Had three solo tackles and a season-high two special teams tackles... Started at nickel CB and posted first career forced fumble when he punched the ball loose from WR **Alshon Jeffery** on an end-around in the third quarter
- **10/26 at N.O.:** Started at RCB for the second week and totaled five tackles and a team-high two passes defended

2013 (w/ G.B. - 16/5, 1/0)

Played in 16 games for the first time in his career, making five starts ... Totaled 32 tackles (26 solo), one sack, one INT and 13 passes defended ... Led team with 12 special teams tackles

- **9/15 vs. WAS:** Earned a special teams game ball, totaling two tackles ... Also saw action for 26 plays on defense and took down QB **Robert Griffin III** for a six-yard loss, his second career sack
- **10/20 vs. CLE:** Saw action for 56 plays and finished with four tackles (three solo), three passes defended and his first career INT ... Picked off QB **Brandon Weeden** on a fourth-down play in the first quarter
- **1/5 vs. S.F.:** Saw action for 61 plays in NFC Wild Card game and tallied four solo tackles and three passes defended

2012 (w/ G.B. - 9/5)

Saw action in nine games with five starts ... Injured his shoulder in the first preseason

game and missed the first six weeks of the regular season ... Season totals include 18 tackles (17 solo), 13 passes defended and one sack

- **10/21 at STL:** Made season debut and served as the team's dime CB and led club with three passes defended
- **10/28 vs. JAX:** Started first career game and finished with two solo tackles and two passes defended ... Blocked a second quarter P **Bryan Anger** punt that was recovered by the Packers in the end zone for a TD ... Marked first Packers' first blocked punt since Sept. 29, 2003
- **11/18 at DET:** Did not miss a snap (72 plays) and totaled two tackles, his first career sack and two passes defended ... Dropped QB **Matthew Stafford** for a three-yard loss in the fourth quarter

2011 (w/ G.B. - 2/0)

Played in two games as a rookie, mainly on special teams where he had one tackle ... Was listed as gameday inactive 12 times, and dressed but did not play for two others

- **10/23 at MIN:** Made NFL debut

COLLEGE (at New Mexico State, 2007-10)

- Four-year starter who played under Jaguars Defensive Backs Coach **DeWayne Walker** from 2009-10
- Played in 50 games with 43 starts and earned first-team All-Western Athletic Conference honors in each of his final two seasons
- Finished career ranked first in school history with 319 INT return yards and tied for sixth with 11 INTs
- Returned three INTs for TDs during his career, highlighted by a 100-yard return for a score vs. Idaho as a true freshman in 2007
- Earned a degree in family consumer science

PERSONAL

- Attended Palmdale (Calif.) High School and earned All-Golden League honors and All-CIF recognition as a senior
- Participated in the Next Level All-Star Game and was named the game's Most Valuable Player
- Didn't play football until his junior season of high school
- Also was an All-Golden League selection in baseball and track and field
- Older brother, Tyreace, was a sixth-round draft choice of the Oakland Athletics in 2008
- Sister, Vanessa, played softball at San Jose State
- Married (Leatrice)
- Full name is Davon Thomas House
- Twitter handle is @DavonHouse

REGULAR SEASON CAREER STATISTICS										
YEAR	TEAM	GP/GS	TKL	SOLO	ASST	SACKS	FF	FR	PD	INT
2011	G.B.	2/0	0	0	0	0.0	0	0	0	0
2012	G.B.	9/5	18	17	1	1.0	0	0	13	0
2013	G.B.	16/5	32	26	6	1.0	0	0	13	1
2014	G.B.	13/4	24	17	7	0.0	1	0	11	1
2015	JAX	16/15	60	49	11	0.0	1	1	23	4
2016	JAX	4/4	12	10	2	0.0	0	0	0	0
NFL totals:		6 yrs. 60/33	146	119	27	2.0	2	1	60	6

POSTSEASON CAREER STATISTICS										
YEAR	TEAM	GP/GS	TKL	SOLO	ASST	SACKS	FF	FR	PD	INT
2013	G.B.	1/0	4	4	0	0.0	0	0	2	0
2014	G.B.	2/0	0	0	0	0.0	0	0	0	0
NFL totals:		5 yrs. 3/0	4	4	0	0.0	0	0	2	0

CAREER HIGHS		
	GAME	SEASON
Tackles:	8 (11/15/15 at BAL)	60 (2015)
Sacks:	1.0 (two times, last: 9/15/13 vs. WAS)	1.0 (2012 & 2013)
Forced fumbles:	1 (two times, last: 11/29/15 vs. S.D.)	1 (2014 & 2015)
Fumble recoveries:	1 (11/29/15 vs. S.D.)	1 (2015)
Passes defended:	4 (11/19/15 vs. TEN)	23 (2015)
Interceptions:	2 (11/19/15 vs. TEN)	4 (2015)

PLAYER BIOS

88

ALLEN HURNS

WIDE RECEIVER

6-3 205 LBS.

MIAMI (FLA.)

BORN NOVEMBER 12, 1991

MIAMI, FLORIDA

ACQ: ROOKIE FREE AGENT 2014

EXP: 3RD YEAR



- **9/28 at SD:** Finished with five catches for 68 yards (13.6 avg.), including a 44-yard reception in the second quarter that set up a Jaguars TD ... Marked his fourth reception of 30-plus yards
- **11/2 at CIN:** Recorded a career-high seven catches for 112 yards and matched his career-high with two TDs ... Had TD receptions of 40 and 18 yards ... Tied for the most receiving TDs by a Jaguars rookie with five through nine games
- **12/7 vs. HOU:** Totaled 36 yards on five receptions including a four-yard TD pass from QB **Blake Bortles** in the first quarter ... Has the most touchdown receptions in team history by a rookie wide receiver

COLLEGE (at Miami, 2010-13)

- Concluded career ranked seventh in school history with 121 receptions and 1,891 yards
- Played in all 13 games as a senior, making 11 starts
- Named the 2013 Jack Harding Team Most Valuable Player, given annually to the school's top performer
- Set single-season school record for receiving yards (1,162), breaking mark previously held by WR **Leonard Hankerson**
- Set career-high in receptions (nine) and yards (173) in a 41-31 victory at Pittsburgh
- Became fourth Hurricane with 1,000-yard receiving season, joining **Eddie Brown** (1984), **Andre Johnson** (2002) and **Leonard Hankerson** (2010)

PERSONAL

- Attended Carol City (Miami, Fla.) High School where was ranked as a three-star recruit by Rivals.com
- As a senior, caught six passes for 110 yards before getting injured for the year
- Full name is Allen Bernard Hurns
- Twitter handle is @A1Hurns

TRANSACTIONS

Originally signed with Jacksonville as an undrafted rookie on 5/12/14

PRO (Games played/started - 35/27)

- Third-year WR has 130 career receptions for 1,934 yards (14.9 avg.) and 17 TDs
- Has a franchise-best 14.9 yards per reception avg.
- Has caught a pass in 35 consecutive games played, the longest streak by a Jaguars player since TE **Mercedes Lewis** (32 games) from 9/12/10 - 9/9/12 and the longest streak for a Jaguars WR since WR **Jimmy Smith** (76 games) from 9/9/01 - 1/1/06
- Holds the Jaguars record of seven consecutive games with a receiving touchdown (9/27/15-11/15/15)

2016 (w/ JAX - 4/4)

- **9/11 vs. G.B.:** Had four receptions for a team-leading 75 yards (18.8 rec. avg.), including a game-long 38-yard catch in the third quarter
- **9/18 at S.D.:** Posted five receptions for 64 yards (12.8 rec. avg.)
- **9/25 vs. BAL:** Recorded four receptions for 40 yards
- **10/2 vs. IND:** Posted two receptions for 47 yards, including a 42-yard TD in the fourth quarter

2015 (w/ JAX - 15/15)

Finished his second NFL season setting career highs in receptions (64), receiving yards (1,030) and receiving TDs (10) ... Youngest undrafted player since the 1970 NFL merger to record 1,000-plus receiving yards and 10-plus receiving TDs in a single season ... Since 2005, one of only five undrafted NFL players to have recorded 1,000-plus receiving yards and 10-plus receiving TDs in a single season ... Became the fourth Jaguars player to post 1,000 receiving yards in a single season (**Jimmy Smith**, nine times; **Kennan McCardell**, four times; **Allen Robinson**, one time) ... Joins WR **Allen Robinson** (1,400) as the first Jaguars duo to each record 1,000-plus receiving yards in the same season since WR **Keenan McCardell** (1,110) and WR **Jimmy Smith** (1,373) in 2001 ... The first undrafted player age 24 or younger to post 1,000 receiving yards in a single season since DEN's **Steve Watson** (1,244) in 1981

- **9/27 at N.E.:** Had two receptions for 70 yards (35.0 avg.), including a 59-yard TD
- **10/4 at IND:** Recorded a career-high 11 receptions for his third career 100-yard game (116 yds.) and one TD
- **10/11 at T.B.:** Caught five passes for 116 yards (23.2 avg.) and one TD ... Became the third player in franchise history to register back-to-back games with at least 100 receiving yards and a TD ... Joins **Jimmy Smith** as the only players in franchise history to register back-to-back games with at least 100 receiving yards and a TD in two consecutive road games
- **10/25 vs. BUF:** Had two catches for 53 yards (26.5 rec. avg.), including the game-winning 31-yard TD reception with 2:16 remaining
- **11/8 at NYJ:** Had five receptions for 122 yards (24.4 rec. avg.) and one TD ... Along with teammate **Allen Robinson** (121 yards), marked the first time in Jaguars history that two players posted 120-plus receiving yards in a single game
- **11/15 at BAL:** Had five receptions for a team-high 62 yards (12.4 rec. avg.) and one TD
- **12/13 vs. IND:** Had three receptions for a team-high 105 yards and a career-long 80-yard TD reception in the third quarter, the third-longest reception in franchise history
- **12/27 at N.O.:** Surpassed 1,000 yards for the first time in his NFL career after registering eight receptions for 107 yards and a career-high-tying two TDs

2014 (w/ JAX - 16/8)

Started eight of 16 games as a rookie and produced a team-high six TDs, the most in franchise history by a rookie ... Registered 51 receptions for 677 yards, the second-most catches and yards by a Jaguars rookie ... Ranked fourth in NFL history among undrafted rookies in receptions, fifth in receiving yards and fourth in receiving TDs ... Ranked second on the club with 51 catches for 677 yards and a team-high six TDs which set a Jaguars rookie record ... Joined **Allen Robinson** (48-548) to become the first rookie duo in NFL history to register 48 or more receptions in a season

- **9/7 at PHI:** Started at WR in NFL debut and registered four catches for 110 yards and two TDs ... Became first player in NFL history to record two receiving TDs in the first quarter in his NFL debut, hooking up with **Chad Henne** from 34 and 21 yards ... Joined former Detroit WR **Charles Rogers** (Sept. 17, 2003 vs. Arizona) as only players in NFL history to score a TD on each of their first two receptions ... His 110 receiving yards were the most in franchise history by a WR in his first NFL game and fourth-most by a rookie in a game ... His 27.5-yard average per catch ranks fifth-highest in team history ... Finished the first quarter with three catches for 101 yards ... First undrafted rookie in team history to start in season-opener

REGULAR SEASON CAREER STATISTICS

YEAR	TEAM	GP/GS	RECS	YDS	AVG.	LG	TD
2014	JAX	16/8	51	677	13.3	63t	6
2015	JAX	15/15	64	1,031	16.1	80t	10
2016	JAX	4/4	15	226	15.1	42t	1
NFL totals: 2 yrs.		35/27	130	1,934	14.9	80t	17

CAREER HIGHS

	GAME	SEASON
Receptions:	11 (10/4/15 at IND)	64 (2015)
Receiving yards:	122 (11/8/15 at NYJ)	1,031 (2015)
Longest reception:	80t (12/13/15 vs. IND)	80t (2015)
Receiving touchdowns:	2 (three times, last: 12/27/15 at N.O.)	10 (2015)

2016 GAME-BY-GAME STATISTICS

DATE	OPP	RECS	YDS	AVG.	LG	TD
09/11	vs. Green Bay	4	75	18.8	38	0
09/18	at San Diego	5	64	12.8	24	0
09/25	vs. Baltimore	4	40	10.0	17	0
10/02	vs. Indianapolis	2	47	23.5	42t	1
BYE WEEK						
10/16	at Chicago					
10/23	vs. Oakland					
10/27	at Tennessee					
11/06	at Kansas City					
11/13	vs. Houston					
11/20	at Detroit					
11/27	at Buffalo					
12/04	vs. Denver					
12/11	vs. Minnesota					
12/18	at Houston					
12/24	vs. Tennessee					
01/01	at Indianapolis					
2016 totals:		15	226	15.1	42t	1

PLAYER BIOS



2015 GAME-BY-GAME STATISTICS

DATE	GAME	RECs	YDS	AVG.	LG	TD
09/13	vs. Carolina	5	60	12.0	24	0
09/20	vs. Miami	4	68	17.0	24	0
09/27	at New England	2	70	35.0	59t	1
10/04	at Indianapolis	11	116	10.5	26	1
10/11	at Tampa Bay	5	116	23.2	59	1
10/18	vs. Houston	2	30	15.0	19	1
10/25	vs. Buffalo	2	53	26.5	31t	1
	BYE WEEK					
11/08	at N.Y. Jets	5	122	24.4	30t	1
11/15	at Baltimore	5	62	12.4	21	1
11/19	vs. Tennessee	3	19	6.3	7	0
11/29	vs. San Diego	4	42	10.5	29	0
12/06	at Tennessee			ina		
12/13	vs. Indianapolis	3	105	35.0	80t	1
12/20	vs. Atlanta	2	44	22.0	22	0
12/27	at New Orleans	8	107	13.4	24	2
01/03	at Houston	3	17	5.7	6	0
2015 totals:		64	1,031	16.1	80t	10



2014 GAME-BY-GAME STATISTICS

DATE	GAME	RECs	YDS	AVG.	LG	TD
09/07	at Philadelphia	4	110	27.5	46	2
09/14	at Washington	2	13	6.5	10	0
09/21	vs. Indianapolis	1	63	63.0	63t	1
09/28	at San Diego	5	68	13.6	44	0
10/05	vs. Pittsburgh	4	26	6.5	9	0
10/12	at Tennessee	2	18	9.0	10	0
10/19	vs. Cleveland	1	7	7.0	7	0
10/26	vs. Miami	3	49	16.3	20	0
11/02	at Cincinnati	7	112	16.0	40t	2
11/09	vs. Dallas	1	9	9.0	9	0
	BYE WEEK					
11/23	at Indianapolis	1	13	13.0	13	0
11/30	vs. N.Y. Giants	4	42	10.5	14	0
12/07	vs. Houston	5	36	7.2	16	1
12/14	at Baltimore	6	70	11.7	27	0
12/18	vs. Tennessee	3	26	8.7	15	0
12/28	at Houston	2	15	7.5	10	0
2014 totals:		51	677	13.3	63t	6

PLAYER BIOS

33

CHRIS IVORY



RUNNING BACK
6-0 222 LBS.
TIFFIN UNIVERSITY
BORN MARCH 22, 1988
LONGVIEW, TEXAS
ACQ: UFA (N.Y. JETS) 2016
EXP: 7TH YEAR

TRANSACTIONS

Originally signed by New Orleans as an undrafted rookie free agent on 5/3/10 ... Acquired by the N.Y. Jets in exchange for a fourth-round 2013 draft choice on 4/26/13 ... Signed by Jacksonville as an undrafted free agent on 3/10/15

PRO (Games played/started - 72/37, 2/0)

• Seventh-year RB has spent time with New Orleans, N.Y. Jets and Jacksonville
• Career totals include 903 carries for 4,074 yards (4.5 rush avg.) and 24 touchdowns
• Has 54 receptions for 391 yards (7.2 rec. avg.) and two touchdowns

2016 (w/ JAX - 2/0)

- **9/11 vs. G.B.:** Inactive
- **9/18 at S.D.:** Inactive
- **9/25 vs. BAL:** Made his Jaguars debut, rushing 12 times for 14 yards
- **10/2 vs. IND:** Rushed eight times for 29 yards (3.6 avg.)

2015 (w/ NYJ - 15/14)

Started 14 of 15 games played and set career highs in carries (247), rushing yards (1,070), rushing touchdowns (seven), 100-yard rushing performances in a season (three), receptions (39) and receiving yards (217)

- **9/13 vs. CLE:** Recorded 20 carries for 91 yards (4.6 rush avg.) and two touchdowns, his fourth career multi-touchdown performance
- **10/4 at MIA:** Rushed for a career-high 166 yards and one TD for the seventh 100-yard game of his career
- **10/18 vs. WAS:** Established a career high in scrimmage yards (196) after registering 146 yards on 20 carries and 50 yards on three receptions ... Recorded back-to-back 100-yard rushing performances for the first time in his career
- **10/25 at N.E.:** Recorded the second receiving touchdown of his career, a nine-yard pass from QB **Ryan Fitzpatrick** in the third quarter
- **11/8 vs. JAX:** Registered the fifth multi-touchdown game for his career, rushing for a pair of one-yard touchdowns

2014 (w/ NYJ - 16/10)

Registered a team-high 821 rushing yards on 198 carries (4.1 rush avg) and six touchdowns ... Added 18 receptions for 123 yards (6.8 rec. avg.)

- **9/7 vs. OAK:** Gained 102 yards on 10 carries (10.2 rush avg.), including a career-long 71-yard touchdown in the fourth quarter
- **12/1 vs. MIA:** Ran for 62 yards on 16 carries (3.9 rush avg.) and helped team run for 277 yards, the eighth-highest output in Jets history
- **12/28 at MIA:** Registered the first receiving touchdown of his career on an eight-yard pass

2013 (w/ NYJ - 15/6)

Rushed for 833 yards on 182 rushes (4.6 rush avg.) and three touchdowns, and caught two passes for 10 yards (5.0 rec. avg.)

- **10/20 vs. N.E.:** Voted FedEx Ground NFL Player of the Week after rushing 34 times for 104 yards
- **11/3 vs. N.O.:** Finished with 139 rushing yards on 18 carries (7.7 rush avg.)
- **12/22 vs. CLE:** Finished with 20 carries for 109 yards (5.5 rush avg.)

2012 (w/ N.O. - 6/2)

Played in six games with two starts, rushing for 217 yards on 40 attempts (5.4 rush avg.) and two touchdowns ... Added two receptions for 15 yards (7.5 rec. avg.)

- **11/5 vs. PHI:** Gained 48 rushing yards on 10 carries (4.8 rush avg.) and added a 22-yard touchdown run
- **11/11 vs. ATL:** Carried seven times for 72 yards (10.3 rush avg.) and scored on a 56-yard run

2011 (w/ N.O. - 6/2, 2/0)

Spent the first seven weeks of the season on the Physically Unable to Perform list recovering from foot and sports hernia surgeries ... Played in six games and had 79 rushes for 374 yards (4.7 rush avg.) and one touchdown ... Played in both postseason games and rushed 22 times for 70 yards (3.2 rush avg.)

- **1/1 vs. CAR:** Ran 19 times for 127 yards and one touchdown

2010 (w/ N.O. - 12/3)

Appeared in 12 games with three starts and led the team in rushing, carrying 137 times for 716 yards (5.2 rush avg.) with five touchdowns ... Ranked fourth in the NFL in yards per carry and second among rookies in rushing yardage ... Named an All-Rookie by The Sporting News and Pro Football Weekly/Pro Football Writers of America

- **10/17 at T.B.:** Rushed 15 times for 158 yards (10.5 rush avg.)
- **11/25 at DAL:** Registered two touchdowns as he rushed seven times for 38 yards
- **12/5 at CIN:** Carried 15 times for 117 yards (7.8 rush avg.) with two touchdowns

COLLEGE (at Washington State, 2006-08; at Tiffin University, 2009-10)

- As a senior, carried 39 times for 223 yards in five games before suffering season-ending knee injury
- Appeared in 22 games over three seasons at Washington State, rushing for 534 yards on 91 attempts (5.9 rush avg.) and four touchdowns

Personal

- Earned three letters in football for head coach John King and two in track and field at Longview (Texas) H.S.
- Led football team to district title all three seasons
- Named best fullback by 5ATexasFootball.com and was a unanimous first-team All-District 12 5A selection
- Parents are Kenny and Judy Gilliland
- Twitter handle is @ivory33



REGULAR SEASON CAREER STATISTICS

YEAR	TEAM	GP/GS	RUSHING					RECEIVING				
			NO	YDS	AVG	LG	TD	NO	YDS	AVG	LG	TD
2010	N.O.	12/3	137	716	5.2	55t	5	1	17	17.0	17	0
2011	N.O.	6/2	79	374	4.7	35t	1	0	0	0.0	0	0
2012	N.O.	6/2	40	217	5.4	56t	2	2	15	7.5	13	0
2013	NYJ	15/6	182	833	4.6	69	3	2	10	5.0	12	0
2014	NYJ	16/10	198	821	4.1	71t	6	18	123	6.8	23	1
2015	NYJ	15/14	247	1070	4.3	58	7	30	217	7.2	36	1
2016	JAX	2/0	20	43	2.1	13	0	1	9	9.0	9	0
NFL totals: 7 yrs. 72/37			903	4,074	4.5	71t	24	54	391	7.2	36	2



POSTSEASON CAREER STATISTICS

YEAR	TEAM	GP/GS	RUSHING					RECEIVING				
			NO	YDS	AVG	LG	TD	NO	YDS	AVG	LG	TD
2011	N.O.	2/0	22	70	3.2	19	0	0	0	0.0	0	0
NFL totals: 7 yrs. 2/0			22	70	3.2	19	0	0	0	0.0	0	0



CAREER HIGHS

	GAME	SEASON
Rushing attempts:	34 (10/20/13 vs. N.E.)	247 (2015)
Rushing yards:	166 (10/4/15 at Miami)	1,070 (2015)
Longest rush:	71 (9/7/14 vs. Oakland)	71 (2014)
Rushing touchdowns:	2 (three times, last: 10/26/14 vs. Buffalo)	7 (2015)
Receptions:	5 (12/6/15 at N.Y. Giants)	30 (2015)
Receiving yards:	52 (9/22/14 vs. Chicago)	217 (2015)
Receiving touchdowns:	1 (two times, last: 10/25/15 at New England)	14 (2015)



2016 GAME-BY-GAME STATISTICS

DATE	GAME	RUSHING					RECEIVING				
		NO	YDS	AVG	LG	TD	NO	YDS	AVG	LG	TD
09/11	vs. Green Bay										
09/18	at San Diego										
09/25	vs. Baltimore	12	14	1.2	4	0	1	9	9.0	9	0
10/02	vs. Indianapolis	8	29	3.6	13	0	0	0	0.0	0	0
	BYE WEEK										
10/16	at Chicago										
10/23	vs. Oakland										
10/27	at Tennessee										
11/06	at Kansas City										
11/13	vs. Houston										
11/20	at Detroit										
11/27	at Buffalo										
12/04	vs. Denver										
12/11	vs. Minnesota										
12/18	at Houston										
12/24	vs. Tennessee										
01/01	at Indianapolis										
2016 totals:		20	43	2.1	13	0	1	9	9.0	9	0

PLAYER BIOS

44

MYLES JACK



LINEBACKER

6-1 245 LBS.

UCLA

BORN SEPTEMBER 3, 1995

SCOTTSDALE, ARIZONA

ACQ: 2ND ROUND OF 2016 DRAFT (36TH)

EXP: ROOKIE

TRANSACTIONS

Originally drafted by Jacksonville in the second round (36th overall) of the 2016 draft on choice obtained from Baltimore for Jaguars' second (38th overall)- and fifth (146th overall)-round choices

PRO (Games played/started - 4/1)

Made his NFL and Jaguars debut in the team's season opener in 2016

2016 (w/ JAX - 4/1)

- **9/11 vs. G.B.:** Played in 12 snaps on special teams in NFL and team debut
- **9/18 at S.D.:** Saw action at LB, making two solo tackles, and on special teams
- **9/25 vs. BAL:** Saw action on special teams
- **10/2 vs. IND:** Earned his first career start at OTTO and made four tackles (three solo) and one pass defended

COLLEGE (at UCLA, 2013-15)

As a junior, started in all three games he played before injuring his knee in practice ... Registered 15 tackles ... Starter in all 13 games at LB and named second-team all-conference ... Finished second on the team with 88 tackles, 8.0 for loss, and seven passes defended ... As a freshman, saw action in all 13 games with 12 starts, 11 at LB and one at RB ... Finalist for the Paul Hornung Award as the nation's most versatile player ... Named first-team All-America by Athlon Sports as an all-purpose player and honorable mention All-America by SI.com ... First-team Freshman All-America selection by Sporting News ... Named both offensive and defensive freshman of the year in the Pac-12 by coaches ... Earned second-team All-Pac-12 honors ... His 75 tackles ranked fifth on the team and as the second-most ever by a true freshman ... Led team with 11 passes defended ... Scored seven rushing touchdowns on the season (second on the school's freshman list behind DeShaun Foster in 1998) ... Earned a spot on the Athletic Director's Academic Honor Roll in 2013 Fall and 2014 Winter quarters

PERSONAL

- A four-star recruit from Bellevue (Wash.) High School, according to both scout.com and rivals.com
- Ranked as the nation's No. 4 OLB and No. 1 in the west
- Also played running back in high school for an offense that averaged more than 46 points per game his senior season
- Selected to play in the U.S. Army All-American game, where he posted five tackles
- Earned letters in track (three) and basketball (one)
- Son of H. David Jack and La Sonjia (Fisher) Jack
- Has one brother, Jahlen
- Twitter handle is @MylesJack

REGULAR SEASON CAREER STATISTICS

YEAR	TEAM	GP/GS	TKL	SOLO	ASST	SACKS	FF	FR	PD	TFL
2016	JAX	4/0	6	5	1	0.0	0	0	1	0
NFL totals: 1 yr.		4/0	6	5	1	0.0	0	0	1	0

2016 GAME-BY-GAME STATISTICS

DATE	OPP	TKL	SOLO	ASST	ST	SACKS	FF	FR	PD	TFL
09/11	vs. Green Bay	0	0	0	0	0.0	0	0	0	0
09/18	at San Diego	2	2	0	0	0.0	0	0	0	0
09/25	vs. Baltimore	0	0	0	0	0.0	0	0	0	0
10/02	vs. Indianapolis	4	3	1	0	0.0	0	0	1	0
BYE WEEK										
10/16	at Chicago									
10/23	vs. Oakland									
10/27	at Tennessee									
11/06	at Kansas City									
11/13	vs. Houston									
11/20	at Detroit									
11/27	at Buffalo									
12/04	vs. Denver									
12/11	vs. Minnesota									
12/18	at Houston									
12/24	vs. Tennessee									
01/01	at Indianapolis									
2016 totals:		6	5	1	0	0.0	0	0	1	0

PLAYER BIOS



2014 GAME-BY-GAME STATISTICS

DATE	OPP.	TKL	SOLO	ASST	SACKS	FF	FR	PD
09/07	vs. Indianapolis	2	1	1	0.5	0	0	0
09/14	vs. Kansas City	1	1	0	0.0	0	0	0
09/21	at Seattle	5	0	5	0.0	0	0	0
BYE WEEK								
10/05	vs. Arizona	2	1	1	0.5	0	0	0
10/12	at N.Y. Jets	4	3	1	0.0	0	0	0
10/19	vs. San Francisco	1	1	0	1.0	0	0	0
10/23	vs. San Diego	1	1	0	1.0	0	0	0
11/02	at New England	2	1	1	0.0	0	0	0
11/09	at Oakland	1	1	0	0.0	1	0	0
11/16	at St. Louis	5	5	0	0.0	0	0	0
11/23	vs. Miami	3	3	0	0.0	0	0	0
11/30	at Kansas City	0	0	0	0.0	0	0	0
12/07	vs. Buffalo	6	6	0	1.0	0	0	0
12/14	at San Diego	2	2	0	0.0	0	0	2
12/22	at Cincinnati	5	5	0	0.0	0	0	0
12/28	vs. Oakland	2	2	0	0.0	0	0	2
2014 Totals:		42	33	9	3.0	1	0	4
01/11	vs. Indianapolis	4	1	3	0.0	0	0	0
Postseason totals:		4	1	3	0.0	0	0	0



2013 GAME-BY-GAME STATISTICS

DATE	OPP.	TKL	SOLO	ASST	SACKS	FF	FR	PD
09/05	vs. Baltimore	1	0	1	0.0	0	0	0
09/15	at N.Y. Giants	2	2	0	0.0	0	0	0
09/23	vs. Oakland	1	0	1	0.5	0	0	0
09/29	vs. Philadelphia	0	0	0	0.0	0	0	0
10/06	at Dallas	2	1	1	1.0	0	0	0
10/13	vs. Jacksonville	7	5	2	2.0	0	0	1
10/20	at Indianapolis	3	1	2	0.0	0	0	1
10/27	vs. Washington	1	1	0	0.0	0	0	0
11/10	at San Diego	3	1	2	0.5	0	0	2
11/17	vs. Kansas City	3	1	2	0.0	0	0	2
11/24	at New England	1	1	0	0.0	0	0	0
12/01	at Kansas City	2	2	0	0.0	1	0	0
12/08	vs. Tennessee	4	4	0	1.0	0	0	0
12/12	vs. San Diego	3	3	0	0.0	0	0	0
12/22	at Houston	5	4	1	0.0	0	0	0
12/29	at Oakland	4	4	0	1.0	0	0	0
2013 Totals:		42	30	12	6.0	1	0	4
01/12	vs. San Diego	3	3	0	1.0	0	0	0
01/19	vs. New England	0	0	0	0.0	0	0	1
02/02	vs. Seattle	5	4	1	0.0	0	0	1
Postseason totals:		8	7	1	1.0	0	0	2



2012 GAME-BY-GAME STATISTICS

DATE	OPP.	TKL	SOLO	ASST	SACKS	FF	FR	PD
09/09	vs. Pittsburgh				ina			
09/17	at Atlanta	0	0	0	0.0	0	0	0
09/23	vs. Houston	1	1	0	0.0	0	0	0
09/30	vs. Oakland	0	0	0	0.0	0	0	0
10/07	at New England	1	1	0	0.0	0	0	0
10/15	at San Diego				DNP			
BYE WEEK								
10/28	vs. San Diego	0	0	0	0.0	0	0	0
11/04	at Cincinnati	0	0	0	0.0	0	0	0
11/11	at Carolina	1	1	0	0.0	0	0	0
11/18	vs. San Diego	0	0	0	0.0	0	0	0
11/25	at Kansas City	0	0	0	0.0	0	0	0
12/02	vs. Tampa Bay	0	0	0	0.0	0	0	0
12/06	at Oakland	0	0	0	0.0	0	0	0
12/16	at Baltimore	0	0	0	0.0	0	0	0
12/23	vs. Cleveland	1	0	1	0.0	0	0	0
12/30	vs. Kansas City	1	1	0	0.0	0	0	0
2012 Totals:		42	30	12	6.0	1	0	4
01/12	vs. Baltimore	1	0	1	0.0	0	0	0
Postseason totals:		1	0	1	0.0	0	0	0

PLAYER BIOS

36

JOSH JOHNSON



CORNERBACK

5-10 200 LBS.

PURDUE

BORN SEPTEMBER 10, 1990

DADE CITY, FLORIDA

ACQ: FREE AGENT 2016

EXP: FIRST YEAR

TRANSACTIONS

Originally signed with San Diego as an undrafted free agent on 4/27/13 ... Waived on 8/31/13 ... Signed by Jacksonville on 2/12/16

PRO (Games Played/Started – 3/0)

- Spent training camp with the San Diego Chargers in 2013 after being signed as an undrafted free agent
- Played for the CFL's BC Lions from 2014-15, playing in 24 games and recording 100 tackles, 5.0 sacks, three INTs, three passes defensed and two fumble recoveries

2016 (w/ JAX - 3/0)

- 9/11 vs. G.B.:** Inactive
- 9/18 at S.D.:** Made his Jaguars debut and saw action on special teams
- 9/25 vs. BAL:** Saw action on special teams and two snaps at CB
- 10/2 vs. IND:** Played a season-high 48 snaps at CB and tallied five tackles (three solo), including his first career 0.5 sack ... With 1:42 remaining in the fourth quarter, broke up QB **Andrew Luck**'s attempt to TE **Dwayne Allen** on fourth-and-one to force a turnover on downs

COLLEGE (at Purdue, 2009-12)

- Played in 49 games over his four-year career, totaling 182 tackles and six interceptions
- Recorded 31 passes defensed, including a team-high 16 during his senior season.

PERSONAL

- Given name is Joshua Lutrail Johnson
- Organizational leadership and supervision major
- Nickname is "Jay Jay"
- Twitter handle is @jjohnson28FLA

REGULAR SEASON CAREER STATISTICS

YEAR	TEAM	GP/GS	TKL	SOLO	ASST	SACKS	FF	FR	PD	INT
2016	JAX	3/0	5	3	2	0.5	0	0	1	0
NFL totals: 1 yr.		3/0	5	3	3	0.5	0	0	1	0

2016 GAME-BY-GAME STATISTICS

DATE	OPP	TKL	SOLO	ASST	SACKS	FF	FR	PD	INT
09/11	vs. Green Bay				ina				
09/18	at San Diego	0	0	0	0.0	0	0	0	0
09/25	vs. Baltimore	0	0	0	0.0	0	0	0	0
10/02	vs. Indianapolis	5	3	2	0.5	0	0	1	0
	BYE WEEK								
10/16	at Chicago								
10/23	vs. Oakland								
10/27	at Tennessee								
11/06	at Kansas City								
11/13	vs. Houston								
11/20	at Detroit								
11/27	at Buffalo								
12/04	vs. Denver								
12/11	vs. Minnesota								
12/18	at Houston								
12/24	vs. Tennessee								
01/01	at Indianapolis								
2016 totals:		5	3	2	0.5	0	0	1	0

PLAYER BIOS



2013 GAME-BY-GAME STATISTICS

DATE	GAME	TKL	SOLO	ASST	ST	SACKS	FF	FR	PD	TFL
09/08	vs. Kansas City					ina				
09/15	at Oakland					ina				
09/22	at Seattle					ina				
09/29	vs. Indianapolis					ina				
10/06	at St. Louis	0	0	0	0	0.0	0	0	0	0
10/13	at Denver	0	0	0	0	0.0	0	0	0	0
10/20	vs. San Diego	1	1	0	0	0.0	0	0	0	0
10/27	vs. San Francisco					ina				
	BYE WEEK									
11/10	at Tennessee					ina				
11/17	vs. Arizona					ina				
11/24	at Houston					ina				
12/01	at Cleveland	0	0	0	0	0.0	0	0	0	0
12/05	vs. Houston	1	1	0	0	0.0	0	0	0	0
12/15	vs. Buffalo	1	1	0	0	0.0	0	0	0	0
12/22	vs. Tennessee	4	3	1	0	0.5	0	0	0	0
12/29	at Indianapolis	2	2	0	0	0.0	0	0	0	0
2013 totals:		9	8	1	0	0.5	0	0	0	0

PLAYER BIOS

83

BEN KOYACK



TIGHT END

6-5 255 LBS.

NOTRE DAME

BORN APRIL 9, 1993

OIL CITY, PENNSYLVANIA

ACQ: 7TH ROUND OF 2015 DRAFT (229TH)

EXP: 1ST YEAR

TRANSACTIONS

Originally drafted by Jacksonville in the seventh round (229th overall) of the 2015 draft ... Signed by Jacksonville to the practices squad on 9/6/15

PRO (Games played/started - 2/0)

• Spent his rookie season in 2015 on the practice squad before starting the 2016 season on the active roster

2016 (w/ JAX - 2/0)

- **9/11 vs. G.B.:** Played eight snaps on special teams and lined up at TE six times
- **9/18 at S.D.:** Saw action at TE and on special teams, and made one special teams tackle
- **9/25 vs. BAL:** Inactive (knee)
- **10/2 vs. IND:** Inactive (knee)

COLLEGE (at Notre Dame, 2011-14)

- Participated in the 2015 Senior Bowl
- Named to the Mackey Award Watch List, given annually to the most outstanding Tight End in FBS college football
- As a senior, started at tight end in all 13 games and totaled 30 receptions for 317 yards and two TDs

PERSONAL

- Played for coach Matt LaVerde at Oil City (Pa.) High School
- Received first-team Pennsylvania all-state honors from Pennsylvania Sportswriters and Associated Press in 2010
- Rated best tight end in country and 25th-best prospect overall by Scout.com
- Recorded 62 receptions for 1,031 yards and 11 TDs as a senior ... Averaged 16.6 yards per catch
- Besides tight end, played quarterback, wide receiver, defensive end and linebacker
- Hails from family of musicians and is proficient playing trombone, piano and euphonium
- Son of David and Karen
- Twitter handle is @koymonster

REGULAR SEASON CAREER STATISTICS

YEAR	TEAM	GP/GS	NO	YDS	AVG	LG	TD
2015	JAX				ps		
2016	JAX	2/0	0	0	0.0	0	0
NFL totals: 1 yr.		2/0	0	0	0.0	0	0

2016 GAME-BY-GAME STATISTICS

DATE	OPP	RECS	YDS	AVG.	LG	TD
09/11	vs. Green Bay	0	0	0.0	0	0
09/18	at San Diego	0	0	0.0	0	0
09/25	vs. Baltimore			ina		
10/02	vs. Indianapolis			ina		
	BYE WEEK					
10/16	at Chicago					
10/23	vs. Oakland					
10/27	at Tennessee					
11/06	at Kansas City					
11/13	vs. Houston					
11/20	at Detroit					
11/27	at Buffalo					
12/04	vs. Denver					
12/11	vs. Minnesota					
12/18	at Houston					
12/24	vs. Tennessee					
01/01	at Indianapolis					
2016 totals:		0	0	0.0	0	0

Additional statistics: one special teams tackle

PLAYER BIOS

11

MARQISE LEE



WIDE RECEIVER

6-0 200 LBS.

SOUTHERN CALIFORNIA

BORN NOVEMBER 25, 1991

INGLEWOOD, CALIFORNIA

ACQ: 2ND ROUND OF 2014 DRAFT (39TH)

EXP: 3RD YEAR

TRANSACTIONS

Originally drafted by Jacksonville in the second round (39th overall) of the 2014 draft

PRO (Games played/started - 27/9)

- Third-year WR has 68 receptions for 782 yards (11.5 rec. avg.) and two TDs
- Was first of two receivers selected by the Jaguars in the second round of 2014 draft
- Became 24th WR selected by the Jaguars in franchise history, the fifth-highest in team history
- Marked the seventh USC player drafted by the Jaguars in team history, the second-most among any colleges (Florida, 9)

2016 (w/ JAX - 4/0)

- **9/11 vs. G.B.:** Made two catches for 22 yards
- **9/18 at S.D.:** Had five receptions for a career-high-tying 75 yards (15.0 rec. avg.)
- **9/25 vs. BAL:** Recorded five receptions for 44 yards (8.8 rec. avg.)
- **10/2 vs. IND:** Had four catches for 28 yards (7.0 rec. avg.)

2015 (w/ JAX - 10/1)

Played in 10 games during his second season with one start, totaling 15 receptions for 191 yards (12.7 rec. avg.) for one TD ... Added five rushes for 38 yards (7.6 rush avg.)

- **9/20 vs. MIA:** Had two receptions for 27 yards (13.5 avg.) in season debut ... Also rushed once for 12 yards
- **12/6 at TEN:** Had one reception for 17 yards in his first start of the season at WR ... Also recorded one rush for four yards
- **12/20 vs. ATL:** Had two receptions for 46 yards (23.0 avg.), including a season-long 30-yard reception in the fourth quarter
- **12/27 at N.O.:** Recorded three receptions for 26 yards (8.7 rec. avg.) and one TD ... Rushed once for nine yards (9.0 rush avg.)

2014 (w/ JAX - 13/8)

Appeared in 13 games as a rookie with eight starts and registered 37 receptions for 422 yards and one TD ... Missed three consecutive games with a hamstring injury

- **9/7 at PHI:** Started at WR in NFL debut and tied for the team lead with six catches for 62 yards with a long of 18 ... Joined WR **Allen Hurns** as first two rookie WRs to start in season-opener in franchise history
- **9/14 at WAS:** Started at WR and had two receptions for 11 yards ... Missed next three games with a hamstring injury
- **10/12 at TEN:** Returned to action after missing three games and finished with two receptions for 26 yards with a long of 16 yards .
- **11/23 at IND:** Led the team with 52 yards on three receptions (17.3 avg.) with a career-long 37-yard catch in the fourth quarter
- **11/30 vs. NYG:** Started at WR and led team with six catches for 75 yards ... Scored on a 30-yard TD pass from QB **Blake Bortles** in the third quarter, his first career score
- **12/7 vs. HOU:** Started at WR and posted five receptions for 67 yards with a long of 31 yards, his third straight game with a 30-plus yard reception
- **12/18 vs. TEN:** Started at WR and led team with four catches for 65 yards including a 34-yard grab in the third quarter ... Marked fourth straight game with four or more receptions

COLLEGE (at Southern California, 2011-13)

- Three-year starter who declared for the NFL Draft following his junior season
- Career totals included 248 receptions for 3,655 yards (14.7 avg.) with 29 TDs
- Owns 24 school records and set five Pac-12 Conference marks
- Won the Biletnikoff Award as a sophomore as the nation's top receiver
- Ranked first in school history in receiving yards, second in receptions and fourth in receiving TDs
- Was a long jumper and sprinter on USC's track team
- Became the school's first Biletnikoff Award winner as a sophomore as well as unanimous All-American and All-Pac 12 Conference first-team choice
- Majored in sociology

PERSONAL

- Attended Serra High School in Gardena, Calif.
- Lettered in football, basketball and track
- Earned Parade All-American as a senior as well as Super Prep All-American, Under Armour All-American, ESPNU 150, Rivals 100 and Prep Star Dream Team
- Finished with 57 receptions for 1,409 yards (24.7 avg.) with 24 TDs in final season along with 45 tackles and three INTs
- Was a sprinter and jumper on the track team, boasting a national prep No. 3 best 24-8 long jump, plus career bests of 44-7 in the triple jump, 6-4 in the high jump, 10.74 in the 100 meters and 22.11 in the 200 meters

- Named the 2010-11 Cal-Hi Sports Boys State Athlete of the Year and Cal-Hi Sports Boys Division IV Athlete of the Year
- Twitter handle is @TeamLee1

REGULAR SEASON CAREER STATISTICS							
YEAR	TEAM	GP/GS	NO	YDS	AVG	LG	TD
2014	JAX	13/8	37	422	11.4	37	1
2015	JAX	10/1	15	191	12.7	30	0
2016	JAX	4/0	16	169	10.6	22	0
NFL totals: 3 yrs.		27/9	68	782	11.5	37	1

CAREER HIGHS		
	GAME	SEASON
Receptions:	6 (two times, last: 11/30/14 vs. NYG)	37 (2014)
Receiving yards:	75 (two times, last: 9/18/16 at S.D.)	422 (2014)
Longest reception:	37 (11/23/14 at IND)	37 (2014)
Receiving touchdowns:	1 (two times, last: 12/27/15 at N.O.)	1 (2014 & 2015)

2016 GAME-BY-GAME STATISTICS							
DATE	OPP	RECS	YDS	AVG.	LG	TD	
09/11	vs. Green Bay	2	22	11.0	12	0	
09/18	at San Diego	5	75	15.0	22	0	
09/25	vs. Baltimore	5	44	8.8	20	0	
10/02	vs. Indianapolis	4	28	7.0	13	0	
BYE WEEK							
10/16	at Chicago						
10/23	vs. Oakland						
10/27	at Tennessee						
11/06	at Kansas City						
11/13	vs. Houston						
11/20	at Detroit						
11/27	at Buffalo						
12/04	vs. Denver						
12/11	vs. Minnesota						
12/18	at Houston						
12/24	vs. Tennessee						
01/01	at Indianapolis						
2016 totals:		16	169	10.6	22	0	

2015 GAME-BY-GAME STATISTICS							
DATE	GAME	RECS	YDS	AVG.	LG	TD	
09/13	vs. Carolina			ina			
09/20	vs. Miami	2	27	13.5	18	0	
09/27	at New England	1	13	13.0	13	0	
10/04	at Indianapolis			ina			
10/11	at Tampa Bay			ina			
10/18	vs. Houston			ina			
10/25	vs. Buffalo			ina			
BYE WEEK							
11/01	at N.Y. Jets			ina			
11/08	at Baltimore			ina			
11/15	at Baltimore	1	8	8.0	8	0	
11/19	vs. Tennessee	0	0	0.0	0	0	
11/29	vs. San Diego	1	3	3.0	3	0	
12/06	at Tennessee	1	17	17.0	17	0	
12/13	vs. Indianapolis	1	21	21.0	21	0	
12/20	vs. Atlanta	2	46	23.0	30	0	
12/27	at New Orleans	3	26	8.7	18	1	
01/03	at Houston	3	30	10.0	14	0	
2015 totals:		15	191	12.7	30	1	

Additional statistics: Five rushes for 38 yards (7.6 avg.)

PLAYER BIOS



2014 GAME-BY-GAME STATISTICS

DATE	GAME	RECs	YDS	AVG.	LG	TD
09/07	at Philadelphia	6	62	10.3	18	0
09/14	at Washington	2	11	5.5	8	0
09/21	vs. Indianapolis			ina		
09/28	at San Diego			ina		
10/05	vs. Pittsburgh			ina		
10/12	at Tennessee	2	26	13.0	16	0
10/19	vs. Cleveland	1	20	20.0	20	0
10/26	vs. Miami	1	9	9.0	9	0
11/02	at Cincinnati	0	0	0.0	0	0
11/09	vs. Dallas	1	13	13.0	13	0
	BYE WEEK					
11/23	at Indianapolis	3	52	17.3	37	0
11/30	vs. N.Y. Giants	6	75	12.5	30	1
12/07	vs. Houston	5	67	13.4	31	0
12/14	at Baltimore	4	14	3.5	13	0
12/18	vs. Tennessee	4	65	16.3	34	0
12/28	at Houston	2	8	4.0	4	0
2014 totals:		37	422	11.4	37	1

Additional statistics: Three rushes for nine yards (3.0 avg.)

PLAYER BIOS

89 MARCEDES LEWIS



TIGHT END

6-6 275 LBS.


UCLA

BORN MAY 19, 1984

LONG BEACH, CALIFORNIA

ACQ: 1ST ROUND OF 2006 DRAFT (28TH)

EXP: 11TH YEAR



TRANSACTIONS

Originally drafted by Jacksonville in the first round (28th overall) of the 2006 draft

PRO (Games played/started - 148/134)

- Eleventh-year pro has started 134 of 148 games
- Career totals include 339 receptions for 4,112 yards (12.1 rec. avg.) with 28 TDs
- Became Jaguars first Pro Bowl tight end after he earned honors in 2010
- One of three Jaguars to record 4,000+ career receiving yards, joining **Jimmy Smith** (12,287) and **Kenann McCardell** (6,393)
- Former 2006 first-round pick ranks third in Jaguars history in career receiving yards and receiving TDs and fourth in receptions
- Owns team record for receptions, career TDs, receiving yards and receptions of 25-plus yards by a TE

2016 (w/ JAX - 4/4)

Began his 11th season with the Jaguars, the second-longest career with the team in franchise history

- **9/11 vs. G.B.:** Made two catches for 48 yards, including a 37-yard screen pass
- **9/18 at S.D.:** Posted two receptions for 17 yards, including a 4-yard TD reception
- **9/25 vs. BAL:** Had three receptions for 20 yards (6.7 rec. avg.)
- **10/2 vs. IND:** Exited the game with a hip injury after a 12-yard reception in the second quarter

2015 (w/ JAX - 16/16)

Started and played in all 16 games in his 10th season and totaled 16 receptions for 226 yards (14.1 rec. avg.)

- **10/4 at IND:** Had five receptions for 40 yards (8.0 rec. avg.)
- **11/29 vs. S.D.:** Made one reception for 24 yards (24.0 rec. avg.)
- **12/6 at TEN:** Started at TE, playing in his 140th career game and tallied one reception for seven yards (7.0 rec. avg.)
- **1/3 at HOU:** Had one reception for a season-long 45 yards

2014 (w/ JAX - 8/8)

Played and started in eight games ... Suffered a high ankle sprain in Week 2 and was placed on injured reserve/designated to return on Sept. 16 ... Finished with 18 catches for 206 yards and two TDs

- **9/7 at PHI:** Started at TE in season-opener and tied for the team-lead with six receptions for 35 yards
- **9/14 at WAS:** Registered a career-long 63-yard TD reception from QB **Chad Henne** in the second quarter ... Finished with two catches for 71 yards ... Left the game in the third quarter with a high ankle sprain ... Was placed on injured reserve/designated to return on Sept. 16
- **12/7 vs. HOU:** Hauled in a 35-yard reception in the fourth quarter and led team with 69 yards on three receptions
- **12/14 at BAL:** Had 22 yards on two receptions with a long of 17 yards
- **12/18 vs. TEN:** Made a four-yard TD reception in the second quarter

2013 (w/ JAX - 11/11)

Played in 11 games with 11 starts and produced 25 catches for 359 yards and four TDs ... Missed five of the first six games with a calf injury suffered in the preseason ... Had a TD reception in four straight games which tied a franchise record ... Was inactive for first three games and made season debut on **9/29 vs. IND** but strained his calf on the third play from scrimmage and did not return

- **11/17 vs. ARI:** Started his 100th career game at TE and totaled 23 yards on three catches
- **12/1 at CLE:** Finished with three catches for 26 yards including an 8-yard TD reception from RB **Maurice Jones-Drew** in the second quarter
- **12/5 vs. HOU:** Scored on a one-yard pass from QB **Chad Henne** on the opening drive of the game ... Added a season-long 41-yard reception in the first quarter
- **12/15 vs. BUF:** Led team with 54 yards on four catches with one TD ... Hooked up with Henne for a 13-yard TD in the fourth quarter, his third straight game with a TD reception
- **12/22 vs. TEN:** Tied a franchise-record with a receiving TD in four straight games, hooking up with Henne for a four-yard score in the first quarter ... Finished with four catches for 50 yards with a long of 30 yards
- **12/29 at IND:** Finished season with 70 yards on three catches including a 36-yard reception in the fourth quarter

2012 (w/ JAX - 16/15)

Played in all 16 games for the fourth time in his career ... Ranked third on the club with 52 receptions for 540 yards and four TDs, the second-highest receiving totals of

his career

- **9/9 at MIN:** Opened season with five receptions for 52 yards and a TD ... Scored on a one-yard pass from QB **Blaine Gabbert** in the second quarter
- **9/30 vs. CIN:** Had three catches for 32 yards and scored on a two-yard pass from Gabbert in the second quarter
- **10/28 at GB:** Played in his 100th career game and recorded two receptions for 21 yards
- **11/18 at HOU:** Had a 13-yard TD pass from QB **Chad Henne** in the first quarter and a one-yard TD grab in the third quarter ... Finished with 40 yards on three receptions ... Marked his third career game with multiple TD receptions
- **12/2 at BUF:** Had a season-high 68 yards on four receptions
- **12/30 at TEN:** Concluded season with a career-high 103 yards on seven receptions ... Joined **Kyle Brady** and **Pete Mitchell** as only TEs in franchise history to eclipse 100 receiving yards and it marked the fourth time overall

2011 (w/ JAX - 15/15)

Started 15 games at TE ... Team captain ... Led team with 460 receiving yards on 39 receptions (11.8 avg.) ... One of five tight ends (**Jason Witten**, Dallas; **Owen Daniels**, Houston; **Jimmy Graham**, New Orleans; **Dustin Keller**, New York Jets) to lead team in receiving yards

- **9/11 vs. TEN:** Had two receptions for 28 yards in season-opener and left game early with a calf injury
- **11/20 at CLE:** Established career-high with seven receptions for 64 yards ... Became sixth player in team history with 200 career receptions and only second TE to accomplish the feat (**Kyle Brady**, 241)
- **12/11 vs. TB:** Registered a career-high 77 receiving yards on two receptions ... Had a then-career-long 62-yard reception in the second quarter from QB **Blaine Gabbert**

2010 (w/ JAX - 16/16)

Earned first Pro Bowl honors after career-best 58 receptions for 700 yards and 10 TDs ... The 10 TDs tied a single-season franchise record ... Was voted backup for Pro Bowl but became starter after **Antonio Gates** withdrew ... Receptions and yards were second-best ever by a Jaguars TE ... Finished second on team and ninth among NFL TEs in receptions, and his 12.1-yard average and 10 TDs were tops among TEs ... Started all 16 games for second time in career and was only Jaguar to make multiple receptions in every game ... Ranked second on club with 88 passes thrown his way and 37 receptions resulting in first downs ... Named to Peter King's CNN.com NFL All-Pro Team ... Blocked for a rushing attack that ranked third in the NFL (149.7)

- **9/12 vs. DEN:** Scored on both catches, from 21 and 10 yards to lead win
- **9/19 at SD:** Had season-high 70 receiving yards
- **10/3 vs. IND:** Caught 15-yard TD pass on
- **10/10 at BUF:** Followed with 2 TDs on, breaking team single-season record for TEs with fifth TD
- **10/31 at DAL:** Turned in third multiple-TD game of season including season-long 42-yarder ... Nine-yard TD catch was 14th of career, breaking team TE record held by **Kyle Brady** (13)
- **11/21 vs. CLE:** Made five receptions for 66 yards and eighth TD of season
- **1/2 at HOU:** Scored 10th TD in finale to tie team single season record for TD receptions held by Reggie Williams

2009 (w/ JAX - 15/15)

Started 15 games at TE and produced then career-high 518 yards on 32 receptions for two touchdowns ... Led team with 16.2 average per reception, the highest average per reception among NFL tight ends ... Sustained a head injury in week 16 and was inactive for the season-finale

- **9/20 vs. ARI:** Posted three receptions for 62 yards with a 25-yard TD reception
- **10/4 vs. TEN:** Had four receptions for then career-high 76 yards and became only third TE (**Pete Mitchell**, **Kyle Brady**) to surpass 100 career receptions ... Recorded a 33-yard TD pass from QB **David Garrard**
- **11/15 at NYJ:** Registered 58 yards on two receptions including a 33-yard reception on the game-winning drive in the fourth quarter
- **12/6 vs. HOU:** Hooked up with Garrard for a career-long 47-yard reception in the first quarter

2008 (w/ JAX - 16/15)

Played in all 16 games for the second consecutive season and made 15 starts ... Finished with 41 receptions for 489 yards and two TDs ... Became first Jaguars TE since **Kyle Brady** (43, 2002) to have 40-plus receptions in a season and had the most receiving yards by a tight end since 2000 (**Brady**, 729) ... Had four-plus receptions in five games and finished with a reception of 19-plus yards in eight of the last 12 games ... Selected to USA Today All-Joe Team, which goes to players and coaches who have overachieved and are often overlooked

- **10/5 vs. PIT:** Scored first TD of the season on a 24-yard pass from David Garrard
- **10/12 at DEN:** Registered second straight game with a TD with 30-yard reception for the game-winning score

2007 (w/ JAX - 16/16, 2/2)

Started a career-high 16 games and both playoff games ... Finished with 37 receptions for 391 yards and two TDs ... Only player to start all 16 games ... Helped pave the way for the Jaguars to rank second in the NFL with 2,391 rushing yards (149.4 avg.), the second-most in team history

- **9/23 at DEN:** Led team with three receptions for 44 yards
- **11/18 vs. SD:** Scored first TD of the season on pass from David Garrard
- **12/2 at IND:** Had five receptions including a two-yard TD pass
- **1/5 at PIT:** Started at TE in AFC Wild Card game and totaled two receptions for

PLAYER BIOS

16 yards in first career postseason game

- **1/12 at NE:** Led team with 74 receiving yards on four receptions in AFC Divisional game

2006 (w/ JAX - 15/3)

Played in 15 games with three starts ... Totaled 13 receptions for 126 yards and one TD ... Missed final three preseason games after suffering ankle injury in preseason opener

- **10/8 vs. NYJ:** Made first career start
- **11/26 at BUF:** Scored first career TD on one-yard pass from QB David Garrard

COLLEGE (at UCLA, 2002-05)

- Winner of 2005 Mackey Award, given to nation's top TE
- Started 32 of 49 games in four seasons
- Set school record for TEs with career totals of 126 receptions for 1,571 yards and 21 TDs
- Unanimous All-America and All-Pac 10 selection as a senior, finishing with 59 receptions for 741 yards and 10 TDs
- Majored in history

PERSONAL

- Attended Poly (Long Beach, Calif.) High
- Was heavily recruited in basketball after lettering for three years
- Played QB as a freshman before moving to TE for final three seasons
- Named Parade All-America, Super Prep Elite 50 and Super Prep All-America as senior
- Had 44 receptions for 710 yards and seven sacks at DE as a senior
- Established the Mercedes Lewis Foundation in 2009 to support youth by awarding scholarships to those that wouldn't be able to participate in sports without financial assistance ... The ultimate goal is to send a child from Long Beach to college on a full scholarship on an annual basis
- Says of his mother, Yvonne Withers, "the strongest person I know" as she gave birth to him at 15 years old
- Twitter handle is @MercedesLewis89
- Full name: Mercedes Alexis Lewis

REGULAR SEASON CAREER STATISTICS

YEAR	TEAM	GP/GS	NO	YDS	AVG	LG	TD
2006	JAX	15/3	13	126	9.7	31	1
2007	JAX	16/16	37	391	10.6	25	2
2008	JAX	16/15	41	489	11.9	30t	2
2009	JAX	15/15	32	518	16.2	47	2
2010	JAX	16/16	58	700	12.1	42t	10*
2011	JAX	15/15	39	460*	11.8	62	0
2012	JAX	16/15	52	540	10.4	26	4
2013	JAX	11/11	25	359	14.4	41	4
2014	JAX	8/8	18	206	11.4	63t	2
2015	JAX	16/16	16	226	14.1	45	0
2016	JAX	4/4	8	97	12.1	37	1
NFL totals: 11 yrs.		148/134	339	4,112	12.1	63t	28

* team leader

POSTSEASON CAREER STATISTICS

YEAR	TEAM	GP/GS	NO	YDS	AVG	LG	TD
2007	JAX	2/2	6	90	15.0	34	0
NFL totals: 11 yrs.		2/2	6	90	15.0	34	0

CAREER HIGHS

	GAME	SEASON
Receptions:	7 (two times, last: 12/30/12 at TEN)	58 (2010)
Receiving yards:	103 (12/30/12 at TEN)	700 (2010)
Longest reception:	63 (9/14/14 at WAS)	63 (2014)
Receiving touchdowns:	2 (four times, last: 11/18/12 at HOU)	10 (2010)

2016 GAME-BY-GAME STATISTICS

DATE	OPP	RECs	YDS	AVG.	LG	TD
09/11	vs. Green Bay	2	48	24.0	37	0
09/18	at San Diego	2	17	8.5	13	1
09/25	vs. Baltimore	3	20	6.7	7	0
10/02	vs. Indianapolis	1	12	12.0	12	0
	BYE WEEK					
10/16	at Chicago					
10/23	vs. Oakland					
10/27	at Tennessee					
11/06	at Kansas City					
11/13	vs. Houston					
11/20	at Detroit					
11/27	at Buffalo					
12/04	vs. Denver					
12/11	vs. Minnesota					
12/18	at Houston					
12/24	vs. Tennessee					
01/01	at Indianapolis					
2016 totals:		8	97	12.1	37	0

2015 GAME-BY-GAME STATISTICS

DATE	GAME	RECs	YDS	AVG.	LG	TD
09/13	vs. Carolina	0	0	0.0	0	0
09/20	vs. Miami	0	0	0.0	0	0
09/27	at New England	0	0	0.0	0	0
10/04	at Indianapolis	5	40	8.0	13	0
10/11	at Tampa Bay	0	0	0.0	0	0
10/18	vs. Houston	1	8	8.0	8	0
10/25	vs. Buffalo	2	13	6.5	9	0
11/01	BYE WEEK					
11/08	at N.Y. Jets	1	27	27.0	27	0
11/15	at Baltimore	1	9	9.0	9	0
11/19	vs. Tennessee	0	0	0.0	0	0
11/29	vs. San Diego	1	24	24.0	24	0
12/06	at Tennessee	1	7	7.0	7	0
12/13	vs. Indianapolis	1	14	14.0	14	0
12/20	vs. Atlanta	1	26	26.0	26	0
12/27	at New Orleans	1	13	13.0	13	0
01/03	at Houston	1	45	45.0	45	0
2015 totals:		16	226	14.1	45	0

2014 GAME-BY-GAME STATISTICS

DATE	GAME	RECs	YDS	AVG.	LG	TD
09/07	at Philadelphia	6	35	5.8	11	0
09/14	at Washington	2	71	35.5	63t	1
09/21	vs. Indianapolis			IR		
09/28	at San Diego			IR		
10/05	vs. Pittsburgh			IR		
10/12	at Tennessee			IR		
10/19	vs. Cleveland			IR		
10/26	vs. Miami			IR		
11/02	at Cincinnati			IR		
11/09	vs. Dallas			IR		
	BYE WEEK					
11/23	at Indianapolis	1	-5	-5.0	-5	0
11/30	vs. N.Y. Giants	2	8	4.0	5	0
12/07	vs. Houston	3	69	23.0	35	0
12/14	at Baltimore	2	22	11.0	17	0
12/28	vs. Tennessee	2	6	3.0	4t	1
12/28	at Houston	0	0	0.0	0	0
2014 totals:		18	206	11.4	63t	2

2013 GAME-BY-GAME STATISTICS

DATE	GAME	RECs	YDS	AVG.	LG	TD
09/08	vs. Kansas City			ina		
09/15	at Oakland			ina		
09/22	at Seattle			ina		
09/29	vs. Indianapolis	0	0	0.0	0	0
10/06	at St. Louis			ina		
10/13	at Denver			ina		
10/20	vs. San Diego	1	31	31.0	31	0
10/27	vs. San Francisco	1	6	6.0	6	0
	BYE WEEK					
11/10	at Tennessee	3	39	13.0	27	0
11/17	vs. Arizona	3	23	7.7	9	0
11/24	at Houston	1	18	18.0	18	0
12/01	at Cleveland	3	26	8.7	14	1
12/05	vs. Houston	2	42	21.0	41	1
12/15	vs. Buffalo	4	54	13.5	25	1
12/22	vs. Tennessee	4	50	12.5	30	1
12/29	at Indianapolis	3	70	23.3	36	0
2013 totals:		25	359	14.4	41	4

2012 GAME-BY-GAME STATISTICS

DATE	GAME	RECs	YDS	AVG.	LG	TD
09/09	at Minnesota	5	52	10.4	18	1
09/16	vs. Houston	0	0	0.0	0	0
09/23	at Indianapolis	1	8	8.0	8	0
09/30	vs. Cincinnati	3	32	10.7	23	1
10/07	vs. Chicago	5	24	4.8	14	0
	BYE WEEK					
10/21	at Oakland	2	20	6.7	9	0
10/28	at Green Bay	2	21	10.5	16	0
11/04	vs. Detroit	4	41	10.3	20	0
11/08	vs. Indianapolis	3	36	12.0	17	0
11/18	at Houston	3	40	13.3	26	2
11/25	vs. Tennessee	4	56	14.0	23	0
12/02	at Buffalo	4	68	17.0	24	0
12/09	vs. N.Y. Jets	1	4	4.0	4	0
12/16	at Miami	3	8	2.7	9	0
12/23	vs. New England	4	27	6.8	9	0
12/30	at Tennessee	7	103	14.7	25	0
2012 totals:		52	540	10.4	26	4

PLAYER BIOS



2011 GAME-BY-GAME STATISTICS

DATE	GAME	RECs	YDS	AVG.	LG	TD
09/11	vs. Tennessee	2	28	14.0	20	0
09/18	at N.Y. Jets			ina		
09/25	at Carolina	2	15	7.5	9	0
10/02	vs. New Orleans	3	35	12.7	18	0
10/09	vs. Cincinnati	1	6	6.0	6	0
10/16	at Pittsburgh	2	29	14.5	21	0
10/24	vs. Baltimore	1	13	13.0	13	0
10/30	at Houston	4	45	11.3	21	0
	BYE WEEK					
11/13	at Indianapolis	1	-4	-4.0	-4	0
11/20	at Cleveland	7	64	9.1	18	0
11/27	vs. Houston	4	47	11.8	25	0
12/05	vs. San Diego	3	27	9.0	12	0
12/11	vs. Tampa Bay	2	77	38.5	62	0
12/15	at Atlanta	3	30	10.0	22	0
12/24	at Tennessee	1	12	12.0	12	0
01/01	vs. Indianapolis	3	33	11.0	16	0
2011 totals:		39	460	11.8	62	0



2008 GAME-BY-GAME STATISTICS

DATE	GAME	RECs	YDS	AVG.	LG	TD
09/07	at Tennessee	3	29	9.7	15	0
09/14	vs. Buffalo	1	13	13.0	13	0
09/21	at Indianapolis	2	21	10.5	12	0
09/28	vs. Houston	0	0	0.0	0	0
10/05	vs. Pittsburgh	1	24	24.0	24t	1
10/12	at Denver	3	64	21.3	30t	1
	BYE WEEK					
10/26	vs. Cleveland	3	34	11.3	14	0
11/02	at Cincinnati	4	38	9.5	21	0
11/09	at Detroit	4	64	16.0	29	0
11/16	vs. Tennessee	1	19	19.0	19	0
11/23	vs. Minnesota	4	41	10.3	21	0
12/01	at Houston	2	37	18.5	20	0
12/07	at Chicago	4	43	10.8	27	0
12/14	vs. Green Bay	2	7	3.5	5	0
12/28	vs. Indianapolis	6	55	9.2	14	0
12/28	at Baltimore	1	0	0.0	0	0
2008 totals:		41	489	11.9	30	2



2010 GAME-BY-GAME STATISTICS

DATE	GAME	RECs	YDS	AVG.	LG	TD
09/12	vs. Denver	2	31	15.5	21t	2
09/19	at San Diego	5	70	14.0	26	0
09/26	vs. Philadelphia	3	15	5.0	7	0
10/03	vs. Indianapolis	2	22	11.0	15t	1
10/10	at Buffalo	4	54	13.5	27t	2
10/18	vs. Tennessee	4	39	9.8	15	0
10/24	at Kansas City	3	44	14.7	26	0
10/31	at Dallas	2	51	25.5	42t	2
	BYE WEEK					
11/14	vs. Houston	5	53	10.6	18	0
11/21	vs. Cleveland	5	66	13.2	17	1
11/28	at N.Y. Giants	3	36	12.0	16	0
12/05	at Tennessee	3	36	12.0	20	0
12/12	vs. Oakland	4	57	14.3	20	1
12/19	at Indianapolis	6	63	10.5	25	0
12/26	vs. Washington	3	37	12.3	26	0
01/02	at Houston	4	26	6.5	11	1
2010 totals:		58	700	12.1	42	10



2007 GAME-BY-GAME STATISTICS

DATE	GAME	RECs	YDS	AVG.	LG	TD
09/09	vs. Tennessee	4	35	8.8	15	0
09/16	vs. Atlanta	2	39	19.5	25	0
09/23	at Denver	3	44	14.7	18	0
	BYE WEEK					
10/07	at Kansas City	3	13	4.3	6	0
10/14	vs. Houston	2	30	15.0	16	0
10/22	vs. Indianapolis	2	13	6.5	8	0
10/28	at Tampa Bay	0	0	0.0	0	0
11/04	at New Orleans	4	46	11.5	21	0
11/11	at Tennessee	1	8	8.0	8	0
11/18	vs. San Diego	1	1	1.0	1t	1
11/25	vs. Buffalo	5	57	11.4	24	0
12/02	at Indianapolis	5	42	8.4	13	1
12/09	vs. Carolina	3	25	8.3	13	0
12/16	at Pittsburgh	2	38	19.0	20	0
12/23	vs. Oakland	0	0	0.0	0	0
12/30	at Houston	0	0	0.0	0	0
2007 totals:		37	391	10.6	25	2



2009 GAME-BY-GAME STATISTICS

DATE	GAME	RECs	YDS	AVG.	LG	TD
09/13	at Indianapolis	3	23	7.7	19	0
09/20	vs. Arizona	3	62	20.7	25t	1
09/27	at Houston	1	18	18.0	18	0
10/04	vs. Tennessee	4	76	19.0	33t	1
10/11	at Seattle	3	13	4.3	7	0
10/18	vs. St. Louis	1	5	5.0	5	0
	BYE WEEK					
11/01	at Tennessee	1	20	20.0	20	0
11/08	vs. Kansas City	1	3	3.0	3	0
11/15	at N.Y. Jets	2	58	29.0	33	0
11/22	vs. Buffalo	3	70	23.3	35	0
11/29	at San Francisco	3	40	13.3	22	0
12/06	vs. Houston	1	47	47.0	47	0
12/13	vs. Miami	2	30	15.0	16	0
12/17	vs. Indianapolis	4	53	13.3	25	0
12/27	at New England	0	0	0.0	0	0
01/03	at Cleveland			ina		
2009 totals:		32	518	16.2	47	2



2006 GAME-BY-GAME STATISTICS

DATE	GAME	RECs	YDS	AVG.	LG	TD
09/10	vs. Dallas			ina		
09/18	vs. Pittsburgh	0	0	0.0	0	0
09/24	at Indianapolis	0	0	0.0	0	0
10/01	at Washington	2	40	20.0	31	0
10/08	vs. N.Y. Jets	0	0	0.0	0	0
	BYE WEEK					
10/22	at Houston	0	0	0.0	0	0
10/29	at Philadelphia	0	0	0.0	0	0
11/05	vs. Tennessee	2	11	5.5	6	0
11/12	vs. Houston	1	6	6.0	6	0
11/20	vs. N.Y. Giants	1	9	9.0	9	0
11/26	at Buffalo	1	1	1.0	1t	1
12/03	at Miami	0	0	0.0	0	0
12/10	vs. Indianapolis	1	19	19.0	19	0
12/17	at Tennessee	3	27	9.0	14	0
12/24	vs. New England	0	0	0.0	0	0
12/31	at Kansas City	2	13	9.7	31	1
2006 totals:		13	126	9.7	31	1

PLAYER BIOS

65 BRANDON LINDER

CENTER/GUARD

6-6 320 LBS.

MIAMI (FLA.)

BORN JANUARY 25, 1992

SOUTHWEST RANCHES, FLORIDA

ACQ: 3RD ROUND OF 2014 DRAFT (93RD)

EXP: 3RD YEAR



TRANSACTIONS

Originally drafted in the third round (93rd overall) of the 2014 draft ... Placed on injured reserve on 10/5/15

PRO (Games played/started - 21/21)

- Third-year pro has started in all 21 games he has played
- Switched from RG to C prior to the 2016 season
- Was a third-round pick of the Jaguars in 2014
- First player from the University of Miami ever drafted by the Jaguars
- Became 24th offensive lineman drafted by the Jaguars in franchise history

2016 (w/ JAX - 3/3)

- **9/11 vs. G.B.:** Made his first career start at C in team's season opener
- **9/18 at S.D.:** Started at C
- **9/25 vs. BAL:** Inactive (knee)
- **10/2 vs. IND:** Started at C, helping the team rush for a season-high 136 yards

2015 (w/ JAX - 3/3)

Placed on season-ending IR because of surgery to repair a labral tear in his left shoulder after injury suffered in Week 3

- **9/13 vs. CAR:** Started at RG to kick off his second season with the Jaguars
- **9/20 vs. MIA:** Helped the Jaguars rush for 123 yards and did not allow a sack

2014 (w/ JAX - 15/15)

Started 15 games at RG as a rookie ... Part of OL that helped club finish sixth in the NFL in average per rush (4.5)

- **9/7 at PHI:** Started at RG in his NFL debut, one of three Jaguars rookies to start on opening day (WR **Marqise Lee**, WR **Allen Hurns**)
- **10/19 vs. CLE:** Helped pave the way for an offense that rushed for a season-high 185 yards on 35 carries and 176 yards on **10/26 vs. MIA**, the first time since 2010 the club eclipsed 150-plus rushing yards in back-to-back games
- **12/28 at HOU:** Started at RG and was part of OL that helped team produce 121 yards on 14 carries (8.6 avg.)

COLLEGE (at Miami (Fla.), 2010-13)

- Four-year starter and started 42 games (37 at RG, 2 at LT, 3 at C)
- Finished career with 35 TD-resulting blocks and 275 key blocks/knockdowns
- As a senior, named team's Most Valuable Player after leading team with 90 percent grade for blocking consistency, 11 TD-resulting blocks and 84 knockdowns
- Majored in health education

PERSONAL

- Attended St. Thomas Aquinas High School in Ft. Lauderdale, Fla.
- Named U.S. Army All-American and was rated the third-best center in the country by Rivals.com
- Helped team compile a 28-1 record during his final two seasons and captured the Class 5A state title as a junior
- Twitter handle is @BrandonLinder65

PLAYER BIOS

99 SEN'DERRICK MARKS

DEFENSIVE TACKLE

6-2 316 LBS.

AUBURN

BORN FEBRUARY 23, 1987

MOBILE, ALABAMA

ACQ: UNRESTRICTED FREE AGENT (TENNESSEE) 2013

EXP: 8TH YEAR



TRANSACTIONS

Originally drafted by Tennessee in the second round (62nd overall) of the 2009 draft ... Signed by Jacksonville as an unrestricted free agent on 4/2/13 ... Placed on injured reserve on 11/18/15

PRO (Games played/started - 91/60)

- Eighth-year DT has played in 91 games with 60 starts
- Career totals include 266 tackles (155 solo), 16.5 sacks, 35 tackles for loss, 51 QB pressures, six forced fumbles, 20 passes defended, four fumble recoveries and one INT
- Joined Jaguars in 2013 as an unrestricted free agent and produced career-best totals in back-to-back seasons including a team-high 8.5 sacks in 2014
- Has 13.5 sacks, 29 QB hits, 24 tackles for loss, two forced fumbles, four fumble recoveries and 14 passes defended in four seasons with the Jaguars
- His 13.5 sacks with Jaguars are fifth-most in franchise history by a DT

2016 (w/ JAX - 3/0)

- **9/11 vs. G.B.:** Recorded one solo tackle in team's season opener
- **9/18 at S.D.:** Saw action at DT
- **9/25 vs. BAL:** Saw action at DT and made one solo tackle, including one TFL
- **10/2 vs. IND:** Made two solo tackles, including 1.0 sack and three QB hits

2015 (w/ JAX - 4/2)

Played in four games with two starts after being inactive for the first five games while recovering from ACL surgery ... Suffered elbow injury in Week 10 at Baltimore and was placed on season-ending injured reserve

- **10/18 vs. HOU:** Made his 2015 debut, making one tackle
- **10/25 vs. BUF:** Made one tackle (one solo), including one tackle for loss and two passes defended
- **11/8 at NYJ:** Made his first start of 2015, making one tackle and recording one pass defended
- **11/15 at BAL:** Started at DT and made two tackles

2014 (w/ JAX - 16/16)

Started all 16 games at DT and produced career-best numbers with 8.5 sacks, 16 QB hits, 15 tackles for loss and three passes defended ... Finished with 44 tackles (34 solo) and one fumble recovery ... Suffered a torn ACL in the season finale ... His 8.5 sacks were the second-most in franchise history by a DT and were the third-most among NFL DTs in 2014

- **9/7 at PHI:** Tallied five tackles (four solo) in the season-opener along with two tackles for loss, one sack and one QB hit ... Sacked QB **Nick Foles** for a six-yard loss in the second quarter
- **9/14 at WAS:** Totaled six tackles (four solo) including two for loss
- **9/21 at IND:** Split a sack and had two QB pressures, his second sack in the first three games
- **10/12 at TEN:** Had four solo tackles, one tackle for loss and one pass defended
- **10/26 vs. MIA:** Registered 10th career sack, taking down QB **Ryan Tannehill** for a seven-yard loss in the first quarter ... Added one tackle for loss and one QB hit
- **11/2 at CIN:** Recorded a sack in back-to-back games for the first time in his career, taking down QB **Andy Dalton** for a one-yard loss in the second quarter ... Added three tackles, one tackle for loss and one QB hit
- **11/9 vs. DAL:** Tallied a sack for the third consecutive game while adding two tackles, one tackle for loss and one QB hit ... Took down QB **Tony Romo** for a six-yard loss in the fourth quarter
- **11/23 at IND:** Recovered an Andrew Luck fumble in the first quarter
- **11/30 vs. NYG:** Produced a career-high two sacks along with two tackles for loss and one forced fumble ... Sealed the win with a sack of QB **Eli Manning** late in the fourth quarter and the ball was recovered by DE **Chris Clemons**
- **12/7 vs. HOU:** Was involved on a half-sack of QB **Ryan Fitzpatrick** on the Texans' first offensive possession .
- **12/18 vs. TEN:** Sealed the victory with a sack of QB **Charlie Whitehurst** on fourth down with no time remaining ... Added three solo tackles
- **12/28 at HOU:** Started at DT and made two solo tackles ... Suffered a torn ACL in the second quarter and did not return

2013 (w/ JAX - 16/16)

Started all 16 games for the first time in his career and registered then career-highs in sacks (4.0), forced fumbles (2), fumble recoveries (3), passes defended (8) and tackles for loss (6) ... Led all DL with 931 snaps played ... One of only three defensive players (**Jason Babin**, **Tyson Alualu**) and five players overall to start all 16 games

- **9/8 vs. KC:** Made Jaguars debut with start at DT, finishing with three solo tackles and one QB hit

- **9/22 at SEA:** Finished with two tackles and tied for team-lead with two QB hits
- **10/6 at STL:** Registered first sack of the season as he sacked and forced a fumble of QB **Sam Bradford** ... Added one tackle for loss and two passes defended
- **10/13 at DEN:** Registered first career fumble recovery in the second quarter and added one tackle for loss
- **10/20 vs. S.D.:** Recorded second sack of the season, taking down QB **Philip Rivers** for a nine-yard loss in the first quarter ... Finished with three solo tackles, one tackle for loss, one QB hit and one pass defended
- **11/10 at TEN:** Faced his former team for the first time and had one solo tackle and one pass defended ... Forced a safety on OL **Chance Warmack** for holding in the end zone
- **12/1 at CLE:** Totaled three solo tackles, one sack, one forced fumble, one fumble recovery and one pass defended ... Sacked QB **Brandon Weeden** in the second quarter and forced a fumble that was recovered by the Browns ... Late in the first half, he recovered a fumble forced by DL **Jason Babin** and returned it 15 yards ... Set single-season career-high with three sacks and two forced fumbles
- **12/15 vs. BUF:** Tallied one sack, one tackle for loss, one fumble recovery and one QB hit ... Sacked QB **E.J. Manuel** in the second quarter and recovered a Manuel fumble forced by S **Winston Guy** in the third quarter

2012 (w/ TEN - 14/14)

Started 14 games at DT ... Totaled 63 tackles (31 solo), 1.5 sacks, three tackles for loss, five QB pressures and one forced fumble ... Was inactive the first two games with an injury

- **11/11 at MIA:** Notched first sack of the season against QB **Ryan Tannehill** for an eight-yard loss and added three QB pressure
- **12/30 vs. JAX:** Had a season-high seven tackles and split a sack with DL **Kameron Wimbley** of QB **Chad Henne** in season-finale

2011 (w/ TEN - 16/9)

Appeared in a career-high 16 games and made nine starts at DT ... Registered 44 tackles (18 solo), 0.5 sacks, three tackles for loss, one forced fumble, seven QB pressures and one pass defended

- **9/11 at JAX:** Opened season with two tackles including one for loss
- **11/13 at CAR:** Combined with DL **William Hayes** to drop QB **Cam Newton** for a seven-yard sack in the fourth quarter
- **12/4 at BUF:** Tallied three tackles, a forced fumble, a pass defended and a QB pressure ... Forced a TE **Scott Chandler** fumble that was recovered by the Titans early in the third quarter
- **12/24 vs. JAX:** Matched his season-high with five tackles along with a tackle for loss
- **1/1 at HOU:** Finished season with four tackles and tied for team-lead with three QB pressures

2010 (w/ TEN - 12/3)

Played in 12 games with three starts ... Collected 50 tackles (27 solo), six QB pressures, five tackles for loss, one INT and one forced fumble

- **9/19 vs. PIT:** Posted a then career-high seven tackles
- **9/26 at NYG:** Intercepted a pass deflected by CB **Cortland Finnegan** in the first quarter
- **10/24 vs. PHI:** Made first career start at DT and had a pass defended
- **1/2 at IND:** Started at DT in season-finale and totaled six tackles, a forced fumble and one QB pressure

2009 (w/ TEN - 9/0)

Appeared in nine games as a rookie and finished with 23 tackles, 1.0 sack, five QB pressures, one tackle for loss and one pass defended ... Led or tied for the team lead in QB pressures in two games

- **10/4 at JAX:** Made NFL debut
- **11/15 vs. BUF:** Finished with season-high six tackles
- **12/13 vs. STL:** Collected four tackles including one for loss
- **1/3 at SEA:** Registered first career sack on against QB **Matt Hasselbeck**

COLLEGE (at Auburn, 2005-08)

- Started 37 of 40 games and declared for NFL draft following his junior season
- Finished career with 114 tackles, 7.5 sacks, 30 tackles for loss and 10 QB pressures
- Saw action in three games as a true freshman before he was redshirted
- Majored in rehabilitation services.

PERSONAL

- Attended Vigor High School in Prichard, Ala. and totaled 81 tackles and 17.0 sacks as a senior
- Also lettered three times in basketball, averaging 15 points a game and 21 rebounds
- Oldest of eight children ... His siblings' names are Antranetta, Shamira, Ciera, DeAndre, Alexia, Kenneth Davis Jr. and Lakendra Davis
- Married (Rayan)
- Full name: Sen'Derrick Dewayne Marks
- Twitter handle is @senmarks

PLAYER BIOS

REGULAR SEASON CAREER STATISTICS

YEAR	TEAM	GP/GS	TKL	SOLO	ASST	SACKS	FF	FR	INT	PD
2009	TEN	9/0	23	9	14	1.0	0	0	0	1
2010	TEN	12/3	50	27	23	0.0	1	0	1	3
2011	TEN	16/9	44	18	26	0.5	1	0	0	1
2012	TEN	14/14	63	31	32	1.5	1	0	0	3
2013	JAX	16/16	33	28	5	4.0	2	3	0	8
2014	JAX	16/16	44	35	9	8.5	1	1	0	1
2015	JAX	4/2	5	3	2	0.0	0	0	0	3
2016	JAX	4/0	4	4	0	1.0	0	0	0	0
NFL totals:	8 yrs.	91/60	266	155	111	16.5	6	4	1	20

CAREER HIGHS

	GAME	SEASON
Tackles:	7 (three times, last: 12/30/12 vs. JAX)	63 (2012)
Sacks:	2.0 (11/30/14 vs. NYG)	8.5 (2014)
Forced fumbles:	1 (seven times, last: 11/30/14 vs. NYG)	2 (2013)
Fumble recoveries:	1 (four times, last: 11/23/14 at IND)	3 (2013)
Interceptions:	1 (9/26/10 at NYG)	1 (2010)
Passes defended:	2 (three times, last: 11/24/13 at HOU)	8 (2013)

2016 GAME-BY-GAME STATISTICS

DATE	OPP	TKL	SOLO	ASST	ST	SACKS	FF	FR	PD	TFL
09/11	vs. Green Bay	1	1	0	0	0.0	0	0	0	0
09/18	at San Diego	0	0	0	0	0.0	0	0	0	0
09/25	vs. Baltimore	1	1	0	0	0.0	0	0	0	1
10/02	vs. Indianapolis	2	2	0	0	1.0	0	0	0	0
	BYE WEEK									
10/16	at Chicago									
10/23	vs. Oakland									
10/27	at Tennessee									
11/06	at Kansas City									
11/13	vs. Houston									
11/20	at Detroit									
11/27	at Buffalo									
12/04	vs. Denver									
12/11	vs. Minnesota									
12/18	at Houston									
12/24	vs. Tennessee									
01/01	at Indianapolis									
2016 totals:		4	4	0	0	1.0	0	0	0	1

2015 GAME-BY-GAME STATISTICS

DATE	GAME	TKL	SOLO	ASST	ST	SACKS	FF	FR	PD	TFL
09/13	vs. Carolina					ina				
09/20	vs. Miami					ina				
09/27	at New England					ina				
10/04	at Indianapolis					ina				
10/11	at Tampa Bay					ina				
10/18	vs. Houston	1	1	0	0	0.0	0	0	0	0
10/25	vs. Buffalo	1	1	0	0	0.0	0	0	2	1
11/1	BYE WEEK									
11/08	at N.Y. Jets	1	1	0	0	0.0	0	0	1	0
11/15	at Baltimore	2	0	2	0	0.0	0	0	0	0
11/19	vs. Tennessee					IR				
11/29	vs. San Diego					IR				
12/06	at Tennessee					IR				
12/13	vs. Indianapolis					IR				
12/20	vs. Atlanta					IR				
12/27	at New Orleans					IR				
01/03	at Houston					IR				
2015 totals:		5	3	2	0	0.0	0	0	3	1

2014 GAME-BY-GAME STATISTICS

DATE	GAME	TKL	SOLO	ASST	ST	SACKS	FF	FR	PD	TFL
09/07	at Philadelphia	5	4	1	0	1.0	0	0	0	2
09/14	at Washington	6	4	2	0	0.0	0	0	0	2
09/21	vs. Indianapolis	2	2	0	0	0.5	0	0	0	0
09/28	at San Diego	2	1	1	0	0.5	0	0	0	0
10/05	vs. Pittsburgh	3	3	0	0	0.0	0	0	0	1
10/12	at Tennessee	4	4	0	0	0.0	0	0	1	1
10/19	vs. Cleveland	1	1	0	0	0.0	0	0	0	1
10/26	vs. Miami	1	1	0	0	1.0	0	0	0	1
11/02	at Cincinnati	3	2	1	0	0.0	0	1	0	0
11/09	vs. Dallas	2	2	0	0	1.0	0	0	0	1
	BYE WEEK									
11/23	at Indianapolis	3	2	1	0	0.0	0	1	0	0
11/30	vs. N.Y. Giants	3	3	0	0	2.0	1	0	0	2
12/07	vs. Houston	3	1	2	0	0.5	0	0	0	1
12/14	at Baltimore	1	0	1	0	0.0	0	0	0	0
12/18	vs. Tennessee	3	3	0	0	1.0	0	0	0	1
12/28	at Houston	2	2	0	0	0.0	0	0	0	1
2014 totals:		44	35	9	0	8.5	1	1	1	15

2013 GAME-BY-GAME STATISTICS

DATE	GAME	TKL	SOLO	ASST	ST	SACKS	FF	FR	PD	TFL
09/08	vs. Kansas City	3	3	0	0	0.0	0	0	0	0
09/15	at Oakland	2	2	0	0	0.0	0	0	0	1
09/22	at Seattle	2	1	1	0	0.0	0	0	0	0
09/29	vs. Indianapolis	1	1	0	0	0.0	0	0	0	0
10/06	at St. Louis	4	4	0	0	1.0	1	0	2	1
10/13	at Denver	1	10	0	0	0.0	0	1	1	1
10/20	vs. San Diego	3	3	0	0	1.0	0	0	1	1
10/27	vs. San Francisco	1	1	0	0	0.0	0	0	0	0
	BYE WEEK									
11/10	at Tennessee	1	1	0	0	0.0	0	0	1	0
11/17	vs. Arizona	1	1	0	0	0.0	0	0	1	1
11/24	at Houston	1	1	0	0	0.0	0	0	2	0
12/01	at Cleveland	3	3	0	0	1.0	1	1	1	0
12/05	vs. Houston	1	1	0	0	0.0	0	0	0	0
12/15	vs. Buffalo	3	3	0	0	1.0	0	1	0	1
12/22	vs. Tennessee	1	1	0	0	0.0	0	0	0	0
12/29	at Indianapolis	5	1	4	0	0.0	0	0	0	0
2013 totals:		33	28	5	0	4.0	2	3	8	6

2012 GAME-BY-GAME STATISTICS

DATE	GAME	TKL	SOLO	ASST	ST	SACKS	FF	FR	PD	TFL
09/09	vs. New England					ina				
09/16	at San Diego					ina				
09/23	vs. Detroit	5	3	2	0	0.0	0	0	0	0
09/30	at Houston	3	1	2	0	0.0	0	0	0	0
10/07	at Minnesota	2	1	1	0	0.0	0	0	0	1
10/11	vs. Pittsburgh	6	4	2	0	0.0	0	0	1	0
10/21	at Buffalo	2	0	2	0	0.0	0	0	0	0
10/28	vs. Indianapolis	3	2	1	0	0.0	0	0	0	0
11/04	vs. Chicago	6	3	3	0	0.0	0	0	0	1
11/11	at Miami	4	1	3	0	1.0	0	0	0	0
	BYE WEEK									
11/25	at Jacksonville	5	3	2	0	0.0	0	0	1	0
12/02	vs. Houston	6	4	2	0	0.0	0	0	0	1
12/09	at Indianapolis	6	4	2	0	0.0	0	0	0	0
12/17	vs. N.Y. Jets	4	0	4	0	0.0	1	0	1	0
12/23	at Green Bay	4	2	2	0	0.0	0	0	0	0
12/30	vs. Jacksonville	7	3	4	0	0.5	0	0	0	0
2012 totals:		63	31	32	0	1.5	1	0	3	3

2011 GAME-BY-GAME STATISTICS

DATE	GAME	TKL	SOLO	ASST	ST	SACKS	FF	FR	PD	TFL
09/11	at Jacksonville	2	1	1	0	0.0	0	0	0	1
09/18	vs. Baltimore	2	1	1	0	0.0	0	0	0	0
09/25	vs. Denver	3	2	1	0	0.0	0	0	0	0
10/02	at Cleveland	1	0	1	0	0.0	0	0	0	0
10/09	at Pittsburgh	3	1	2	0	0.0	0	0	0	0
	BYE WEEK									
10/23	vs. Houston	2	1	1	0	0.0	0	0	0	1
10/30	vs. Indianapolis	1	0	1	0	0.0	0	0	0	0
11/06	vs. Cincinnati	2	1	1	0	0.0	0	0	0	0
11/13	at Carolina	1	0	1	0	0.5	0	0	0	0
11/20	at Atlanta	5	1	4	0	0.0	0	0	0	0
11/27	vs. Tampa Bay	4	2	2	0	0.0	0	0	0	0
12/04	at Buffalo	3	1	2	0	0.0	1	0	1	0
12/11	vs. New Orleans	1	1	0	0	0.0	0	0	0	0
12/18	at Indianapolis	5	2	3	0	0.0	0	0	0	0
12/24	vs. Jacksonville	5	3	2	0	0.0	0	0	0	1
01/01	at Houston	4	1	3	0	0.0	0	0	0	0
2011 totals:		44	18	26	0	0.5	1	0	1	3

PLAYER BIOS



2010 GAME-BY-GAME STATISTICS

DATE	GAME	TKL	SOLO	ASST	ST	SACKS	FF	FR	PD	TFL
09/12	vs. Oakland	5	2	3	0	0.0	0	0	0	0
09/19	vs. Pittsburgh	7	4	3	0	0.0	0	0	0	0
09/26	at N.Y. Giants	4	3	1	0	0.0	0	0	1	0
10/03	vs. Denver	3	2	1	0	0.0	0	0	0	1
10/10	at Dallas					ina				
10/18	at Jacksonville	3	1	2	0	0.0	0	0	0	0
10/24	vs. Philadelphia	0	0	0	0	0.0	0	0	1	0
10/31	at San Diego	6	1	5	0	0.0	0	0	0	0
	BYE WEEK									
11/14	at Miami	1	1	0	0	0.0	0	0	0	0
11/21	vs. Washington	4	3	1	0	0.0	0	0	0	1
11/28	at Houston	4	3	1	0	0.0	0	0	0	1
12/05	vs. Jacksonville					ina				
12/09	vs. Indianapolis					ina				
12/19	vs. Houston					ina				
12/26	at Kansas City	7	4	3	0	0.0	0	0	1	2
01/02	at Indianapolis	4	1	3	0	0.0	1	0	0	0
2010 totals:		50	27	23	0	0.0	1	0	3	5

Additional statistics: one interception on 9/26 at N.Y. Giants



2009 GAME-BY-GAME STATISTICS

DATE	GAME	TKL	SOLO	ASST	ST	SACKS	FF	FR	PD	TFL
09/10	at Pittsburgh					ina				
09/20	vs. Houston					ina				
09/27	at N.Y. Jets					ina				
10/04	at Jacksonville	1	0	1	0	0.0	0	0	0	0
10/11	vs. Indianapolis	0	0	0	0	0.0	0	0	0	0
10/18	at New England					ina				
	BYE WEEK									
11/01	vs. Jacksonville	0	0	0	0	0.0	0	0	0	0
11/08	at San Francisco					ina				
11/15	vs. Buffalo	6	3	3	0	0.0	0	0	1	0
11/23	at Houston	4	2	2	0	0.0	0	0	0	0
11/29	vs. Arizona					ina				
12/06	at Indianapolis					ina				
12/13	vs. St. Louis	4	1	3	0	0.0	0	0	0	1
12/20	vs. Miami	1	0	1	0	0.0	0	0	0	0
12/25	vs. San Diego	4	2	2	0	0.0	0	0	0	0
01/03	at Seattle	3	1	2	0	1.0	0	0	0	0
2009 totals:		23	9	14	0	1.0	0	0	1	1

PLAYER BIOS

91 YANNICK NGAKOUE

DEFENSIVE END

6-2 252 LBS.

MARYLAND

BORN MARCH 31, 1995

BOWIE, MARYLAND

ACQ: 3RD ROUND OF 2016 DRAFT (69TH)

EXP: ROOKIE



TRANSACTIONS

Originally drafted by Jacksonville in the third round (69th overall) of the 2016 NFL Draft

PRO (Games played/started - 4/3)

Made his NFL debut in team's season opener in 2016

2016 (w/ JAX - 4/3)

Leads all NFL rookies with 3.0 sacks and three forced fumbles ... Tied-first with OAK's **Bruce Irvin** for most forced fumbles (three) among all NFL players

- **9/11 vs. G.B.:** Made two tackles (one solo) in NFL and Jaguars debut
- **9/18 at S.D.:** Made his first career start at LEO and made three tackles (two solo), including his first career sack-fumble in the second quarter
- **9/25 vs. BAL:** Registered his second consecutive game with a sack-fumble ... One of three players to register a sack and a forced fumble in consecutive games this season, joining BUF's **Lorenzo Alexander** and WAS' **Trent Murphy**
- **10/2 vs. IND:** Registered four tackles, including 1.0 sack, as well as his first career interception and third career forced fumble ... Only NFL player this season to register a sack, forced fumble and an interception in the same game

COLLEGE (at Maryland, 2013-15)

- As a senior, selected First Team All-Big Ten by coaches and media
- Set Maryland's single-season sack record (13.5), breaking a record set by Mark Duda (1982) and Bruce Palmer (1978)
- Ranked second nationally in sacks per game
- Appeared in all 13 games as a true freshman

PERSONAL

- Son of Marlene Chantelly
- Honor roll student
- Worked as a volunteer with the homeless and helped mentor children
- Majored in African American studies
- Attended Friendship Collegiate Academy (Washington, D.C.)
- Named a first team Parade All-America and the 2012 D.C. Gatorade Player of the Year
- Rated a four-star recruit by Rivals, No. 11 OLB
- Helped lead the school to the DCSAA title as a senior

REGULAR SEASON CAREER STATISTICS

YEAR	TEAM	GP/GS	TKL	SOLO	ASST	SACKS	FF	FR	PD	TFL
2016	JAX	3/2	6	4	2	2.0	2	0	0	0
NFL totals: 1 yr.		3/2	6	4	2	2.0	2	0	0	0

2016 GAME-BY-GAME STATISTICS

DATE	OPP	TKL	SOLO	ASST	ST	SACKS	FF	FR	PD	TFL
09/11	vs. Green Bay	2	1	1	0	0.0	0	0	0	0
09/18	at San Diego	3	2	1	0	1.0	1	0	0	0
09/25	vs. Baltimore	1	1	0	0	1.0	1	0	0	0
10/02	vs. Indianapolis	4	4	0	0	1.0	1	0	0	0
BYE WEEK										
10/16	at Chicago									
10/23	vs. Oakland									
10/27	at Tennessee									
11/06	at Kansas City									
11/13	vs. Houston									
11/20	at Detroit									
11/27	at Buffalo									
12/04	vs. Denver									
12/11	vs. Minnesota									
12/18	at Houston									
12/24	vs. Tennessee									
01/01	at Indianapolis									
2016 totals:		6	4	2	0	2.0	3	0	0	0

Additional statistics: One interception on 10/2 vs. IND, seven yard return

PLAYER BIOS



2014 GAME-BY-GAME STATISTICS

DATE	OPP	PUNTS	YARDS	GROSS		NET		IN 20	LG	BLK
				AVG.	FC	AVG.				
09/07	at Tampa Bay	6	282	47.0	1	37.7		2	54	0
09/14	vs. Detroit	6	269	44.8	2	36.2		1	57	0
09/21	vs. Pittsburgh	4	210	52.5	0	43.3		2	65	0
09/28	at Baltimore	4	194	48.5	2	39.0		0	58	0
10/05	vs. Chicago	5	241	48.2	1	38.2		2	62	0
10/12	at Cincinnati	1	38	38.0	0	38.0		0	38	0
10/29	at Green Bay	7	377	42.7	0	42.7		2	67	0
10/26	vs. Seattle	2	78	39.0	1	39.0		1	47	0
10/30	vs. New Orleans	6	253	41.8	4	41.8		3	58	0
11/10	at Philadelphia	7	333	35.4	2	35.4		1	59	0
11/16	vs. Atlanta	6	214	35.7	2	35.7		3	42	0
	BYE WEEK									
11/30	at Minnesota	4	146	16.8	0	16.8		1	43	2
12/07	at New Orleans	4	158	22.5	0	22.5		2	49	0
12/14	vs. Tampa Bay	3	99	33.0	3	33.0		3	37	0
12/21	vs. Cleveland	4	199	43.8	2	43.8		1	60	0
12/28	at Atlanta	3	145	48.3	0	48.8		2	72	0
2014 totals:		72	3,236	44.9	20	37.5		26	72	2
01/03	vs. Arizona	4	149	37.3	2	32.3		3	49	0
01/10	at Seattle	4	157	39.3	3	37.0		1	48	0
Postseason totals:		8	306	38.2	5	34.6		4	49	0



2013 GAME-BY-GAME STATISTICS

DATE	OPP	PUNTS	YARDS	GROSS		NET		IN 20	LG	BLK
				AVG.	FC	AVG.				
09/08	vs. Seattle	5	239	47.8	0	38.2		2	57	0
09/15	at Buffalo	5	257	51.4	2	43.6		3	62	0
09/22	vs. N.Y. Giants	2	97	48.5	0	38.5		0	49	0
	BYE WEEK									
10/06	at Arizona	4	195	48.8	0	38.8		1	63	0
10/13	at Minnesota	3	99	33.0	2	33.0		3	34	0
10/20	vs. St. Louis	3	154	51.3	0	42.7		1	56	0
10/24	at Tampa Bay	4	216	43.2	1	42.0		3	59	0
11/03	vs. Atlanta	3	128	42.7	1	37.3		2	57	0
11/10	at San Francisco	7	320	45.7	0	37.9		2	65	0
11/18	vs. New England	2	87	43.5	1	37.0		0	50	0
11/24	at Miami	7	397	56.7	0	46.6		0	72	0
12/01	vs. Tampa Bay	3	138	46.0	2	46.0		1	55	0
12/08	at New Orleans	5	227	45.4	1	42.0		1	57	0
12/15	vs. N.Y. Jets	2	92	46.0	0	46.0		1	52	0
12/22	vs. New Orleans	8	406	50.8	1	47.0		2	60	0
12/29	at Atlanta	6	292	48.7	2	39.7		3	64	0
2013 totals:		70	3,344	47.8	13	41.6		25	72	0
01/12	vs. San Francisco	2	84	42.0	2	42.0		1	51	0
Postseason totals:		2	84	42.0	2	42.0		1	51	0




2012 GAME-BY-GAME STATISTICS

DATE	OPP	PUNTS	YARDS	GROSS		NET		IN 20	LG	BLK
				AVG.	FC	AVG.				
09/09	at Tampa Bay	5	199	39.8	3	33.2		2	47	1
09/16	vs. New Orleans	5	229	45.8	1	35.8		2	58	0
09/20	vs. N.Y. Giants	3	125	41.7	1	33.0		1	44	0
09/30	at Atlanta	6	271	45.2	3	42.3		2	49	0
10/07	vs. Seattle	7	318	45.4	0	39.9		2	63	0
	BYE WEEK									
10/21	vs. Dallas	6	248	41.3	2	38.5		2	55	0
10/28	at Chicago	3	77	25.7	0	22.0		0	36	0
11/04	at Washington	5	161	32.2	0	33.0		3	49	0
11/11	vs. Denver	9	451	50.1	1	36.2		1	59	0
11/18	vs. Tampa Bay	6	274	45.7	1	39.8		1	55	0
11/26	at Philadelphia	5	188	37.6	3	31.2		0	44	0
12/02	at Kansas City	4	184	46.0	2	39.5		1	51	0
12/09	vs. Atlanta	2	88	44.0	1	34.0		1	58	0
12/16	at San Diego	4	158	39.5	2	28.8		1	44	0
12/23	vs. Oakland	4	195	48.8	0	48.3		1	55	0
12/30	at New Orleans	2	101	50.5	0	41.0		0	54	0
2012 totals:		76	3,267	43.0	7	37.0		20	63	1

PLAYER BIOS

77 PATRICK OMAMEH

OFFENSIVE LINEMAN
6-4 305 LBS.
MICHIGAN
BORN DECEMBER 29, 1989
COLUMBUS, OHIO
ACQ: FREE AGENT 2016
EXP: 4TH YEAR



TRANSACTIONS

Originally signed with San Francisco as an undrafted rookie on 5/7/13 ... Signed by Tampa Bay from San Francisco's practice squad on 10/11/13 ... Waived by Tampa Bay on 9/4/15 ... Claimed off waivers by Chicago on 9/6/15 ... Signed with Jacksonville as a free agent on 6/2/16

PRO (Games played/started - 34/26)

- 4th-year OG has spent time with Tampa Bay, Chicago and Jacksonville
- Has played in 34 career games with 26 starts
- Began career as an undrafted free agent with San Francisco in 2013

2016 (w/ JAX - 4/1)

- **9/11 vs. G.B.:** Played five snaps on special teams in Jaguars debut
- **9/18 at S.D.:** Saw action at LT after **Kelvin Beachum** exited the game in the third quarter
- **9/25 vs. BAL:** Saw action on special teams
- **10/2 vs. IND:** Started as an extra offensive lineman and then played 58 snaps at LG after **Luke Joeckel's** knee injury

2015 (w/ CHI - 14/9)

Appeared in 14 games (9 starts) at RG

2014 (w/ T.B. - 16/16)

Started all 16 games at RG

- **9/7 vs. WAS:** Made NFL debut and his first career start
- **9/14 vs. STL:** Started at right guard helping pave the way for Bobby Rainey's 144-yard rushing day
- **12/28 vs. NO:** Helped pave the way for 183 rushing yards by the Buccaneers, the most the team had recorded since 2013 (11/17/13 vs. Atlanta)

2013 (w/ T.B. - 0/0)

Inactive all 16 games

COLLEGE (at Michigan 2008-12)

- Started 41-of-45 games at Michigan (2008-12), including every game his final three seasons
- Earned first-team All-Big Ten honors as a senior
- Named to the 2012 Allstate AFCA Good Works Team

PERSONAL

- Attended St. Francis De Sales High School (Columbus, Ohio)
- Earned first-team all-state honors as a senior
- Born Patrick Omameh on December 29, 1989 in Columbus, Ohio

PLAYER BIOS

78 JERMEY PARNELL

OFFENSIVE TACKLE

6-6 315 LBS.

MISSISSIPPI

BORN JULY 20, 1986

BLYTHEVILLE, ARKANSAS

ACQ: UNRESTRICTED FREE AGENT (DALLAS) 2015

EXP: 6TH YEAR



- Played only one season of collegiate football
- Saw action as a senior for the first time since eighth grade and played in five games as a defensive lineman
- Was a four-year letterman for the Rebels basketball team
- Played in 30 games with seven starts as a senior, averaging 3.7 points and 3.3 rebounds while ranking second on the team with 22 blocked shots
- Majored in art

PERSONAL

- Attended Gosnell High School in Arkansas
- Two-time first-team all-state selection in basketball
- Averaged 21 points, 13 rebounds, five assists and four blocks a game as a senior
- Played summer basketball in China in 2005 and 2006, and also played AAU for the Arkansas Wings

TRANSACTIONS

Originally signed by New Orleans as an undrafted rookie on 5/4/09 ... Waived on 9/4/09 ... Signed by New Orleans to the practice squad on 9/6/09 ... Waived on 9/4/10 ... Claimed off waivers by Miami on 9/5/10 ... Waived on 9/25/10 ... Signed by New Orleans to the practice squad on 9/28/10 ... Signed by Dallas to the 53-man roster on 10/24/10 ... Signed by Jacksonville as an unrestricted free agent on 3/11/15

PRO (Games played/started - 73/26)

- Sixth-year OT spent time with New Orleans, Miami and Dallas before signing with Jacksonville on 3/11/15
- Has played in 73 career games with 26 starts
- Spent last five seasons with the Cowboys
- Blocked for NFL's leading rusher RB **DeMarco Murray** in 2014 and did not allow a sack at RT
- Began career as an undrafted free agent with New Orleans in 2009

2016 (w/ JAX - 4/4)

- **9/11 vs. G.B.:** Started at RT in his 70th career game
- **9/18 at S.D.:** Started at RT
- **9/25 vs. BAL:** Started at RT
- **10/2 vs. IND:** Started at RT and played in all 72 offensive snaps, helping the team rush for a season-high 136 yards

2015 (w/ JAX - 15/15)

Played in 15 games with a career-high 15 starts at RT

- **9/13 vs. CAR:** Made his Jaguars debut at RT in team's season opener
- **9/20 vs. MIA:** Started at RT, helped the Jaguars rush for 123 yards and did not allow a sack
- **10/4 at IND:** Started at RT, helping RB **T.J. Yeldon** rush for 100+ yards
- **10/25 vs. BUF:** Started at RT, helping RB T.J. Yeldon rush for a season-high 115 yards
- **12/13 vs. IND:** Started at RT, helping the Jaguars rush for a season-high 154 yards

2014 (w/ DAL - 16/5)

Appeared in all 16 games with a career-high five starts at RT ... Also saw time on special teams and as extra OL in jumbo packages ... Had only one penalty for five yards ... Did not allow a sack ... Part of OL that ranked ninth in the NFL with 30 sacks allowed ... Blocked for Pro Bowl QB **Tony Romo** who led NFL in passer rating (113.2), completion percentage (69.9) and yards-per-attempt (8.52) ... Part of OL that blocked for NFL rushing leader RB **DeMarco Murray** who set franchise record with 1,845 rushing yards and NFL-high 2,261 yard from scrimmage ... Cowboys finished season ranked second in rushing yards per game (147.1)

- **10/19 vs. NYG:** Made first start of the season in place of OL **Doug Free** and blocked for DeMarco Murray's seventh consecutive 100-yard game, the first player in NFL history with seven straight 100-yard games to open a season
- **1/4 vs. DET:** Made postseason debut with a start at RT

2013 (w/ DAL - 16/1)

Played in all 16 games for the second consecutive season and made one start ... Saw most of his action in jumbo packages and on special teams

2012 (w/ DAL - 16/1)

Saw action in all 16 games for the first time in his career ... Rotated series at RT with Doug Free for the last two months of the season

- **11/22 vs. WAS:** Made first career start

2011 (w/ DAL - 6/0)

Saw action in six games, mainly on special teams

2010 (w/ MIA - 0/0; w/ DAL - 0/0)

Spent the preseason with New Orleans before he was waived on final cuts ... Was claimed off waivers by Miami on Sept. 5 and waived on Sept. 25 ... Signed by New Orleans to practice squad on Sept. 28 before he was signed to Dallas' 53-man roster on Oct. 14 ... Was inactive for all 12 games with the Cowboys

2009 (w/ NO - ps)

Spent the entire regular season on New Orleans' practice squad after signing as a rookie free agent

COLLEGE (at Mississippi, 2006-09)

PLAYER BIOS

51 PAUL POSLUSZNY



LINEBACKER

6-2 240 LBS.


PENN STATE

BORN OCTOBER 10, 1984

ALTIQUIPPA, PENNSYLVANIA

ACQ: UNRESTRICTED FREE AGENT (BUFFALO) 2011

EXP: 10TH YEAR



TRANSACTIONS

Originally drafted by Buffalo in the second round (34th overall) of the 2007 draft ... Signed by Jacksonville as an unrestricted free agent on 7/29/11

PRO (Games played/started - 117/117)

Ninth-year LB has started 117 career games and is in his sixth season with the Jaguars

- Career totals include 1,237 tackles (880 solo), 15 INTs, 14.5 sacks, eight forced fumbles, three fumble recoveries and 37 passes defended
- One of three active players in the NFL who have registered at least 12 sacks and 12 interceptions, joining CIN's **Karlos Dansby** and K.C.'s **Derrick Johnson**
- Voted to Pro Bowl in 2013
- Owns two of the four highest tackle totals in Jaguars history as he compiled 192 tackles in 2011, the fourth-most for a season

2016 (w/ JAX - 4/4)

- **9/11 vs. G.B.:** Made five tackles (four solo) at MLB in the team's season opener
- **9/18 at S.D.:** Started at MLB and tallied a team-high 11 tackles (six solo)
- **9/25 vs. BAL:** Posted a team-high 12 tackles (10 solo) and his 15th career INT
- **10/2 vs. IND:** Started at MLB and recorded seven tackles (five solo) and a tackle for a loss ... Posted his second career multi-sack game (1.5 sacks)

2015 (w/ JAX - 14/14)

Started and played in 14 games, missing two games because of ankle and hand injuries ... Led the team with 133 tackles (103 solo), the seventh time in the last eight seasons that he's tallied 100+ tackles ... Tied for the team lead (LB **Telvin Smith**) with 13 tackles for loss, the most by a Jaguars LB since LB **Kevin Hardy's** 13 tackles for loss in 1999 ... Tied a career-high with three INTs

- **9/13 vs. CAR:** In his 100th game and start, made nine tackles (eight solo) and recorded a 19-yard interception return in the second quarter
- **9/20 vs. MIA:** Made seven solo tackles and registered one QB hurry
- **9/27 at N.E.:** Made a game-high 18 tackles (14 solo)
- **10/18 vs. HOU:** Made 10 tackles (nine solo), including two tackles for loss
- **10/25 vs. BUF:** Made seven tackles (six solo), including one tackle for loss ... Added his 13th career interception
- **11/8 at NYJ:** Made seven tackles (three solo), including one tackle for loss
- **11/15 at BAL:** Was second on the team with 10 tackles (six solo) and recorded one pass defended
- **11/29 vs. S.D.:** Led the team with 11 tackles (11 solo), including a season-high three tackles for loss
- **12/6 at TEN:** Led the team with 13 tackles (10 solo), including two tackles for loss ... Exited the game in the fourth quarter with a hand injury
- **12/20 vs. ATL:** Tallied a team-high 10 tackles (nine solo), including two tackles for loss, one interception and one pass defended
- **12/27 at N.O.:** Posted nine tackles (seven solo), and 1.0 sack and one pass defended
- **1/3 at HOU:** Started at MLB and made 10 tackles (four solo)

2014 (w/ JAX - 7/7)

Started the first seven games at MLB before suffering a season-ending torn pectoral muscle on Oct. 19 vs. Cleveland ... Ranked fifth on the club with 69 tackles (47 solo), two sacks, one pass defended, two tackles for loss, three QB hits and one fumble recovery

- **9/7 at PHI:** Started at MLB in season-opener and paced team with 12 tackles (11 solo) ... Left the game in the third quarter with a knee injury but returned to the game
- **9/14 at WAS:** Ranked second on the team with seven tackles (four solo)
- **9/21 at IND:** Led team with 11 tackles (seven solo)
- **9/28 at S.D.:** Registered a game-high 11 tackles (9 solo)
- **10/5 vs. PIT:** Totaled a team-high 12 tackles (nine solo) along with one sack, one tackle for loss, one QB hit and a pass defended
- **10/19 vs. CLE:** Registered a game-high 12 tackles (five solo) along with one sack, one tackle for loss, one QB hit and one fumble recovery ... Suffered a torn pectoral muscle in the second half
- **10/21:** Placed on injured reserve

2013 (w/ JAX - 15/15)

Replaced injured LB **NaVarro Bowman** on the Pro Bowl roster ... Started 15 games at LB and led the Jaguars for the third consecutive season with 161 tackles (121 solo) and tied for team lead with two INTs ... The 161 tackles ranked second in the NFL ... Added a career-high 3.0 sacks and 10 passes defended along with six tackles for

loss, two forced fumbles, one fumble recovery and seven QB pressures ... Played 1,038 snaps, the second-most on the team

- **9/15 at OAK:** Posted nine tackles, one sack, one QB hit and one pass defended ... Sacked QB **Terrelle Pryor** in the fourth quarter
- **9/22 at SEA:** Registered a game-high 12 tackles (five solo) along with an INT, one tackle for loss and one pass defended ... Intercepted QB **Russell Wilson** in the third quarter to set up a Jaguars TD
- **10/13 at DEN:** Intercepted QB **Peyton Manning** with 36 seconds remaining in the first half and returned it 59 yards for his first career TD ... Marked the fourth-longest return in team history and longest by a LB
- **10/20 vs. S.D.:** Totaled a season-high 14 tackles (13 solo)
- **10/27 vs. S.F.:** Made a team-high 12 tackles (10 solo)
- **11/10 at TEN:** Forced a fumble of RB **Chris Johnson** on the first play from scrimmage and recovered it to set up a Jaguars TD
- **11/17 vs. ARI:** Inactive (concussion), marking first missed game as a Jaguar
- **11/24 at HOU:** Returned to the lineup and posted a game-high 14 tackles (11 solo) along with two tackles for loss, one QB hit and one pass defended
- **12/1 at CLE:** Paced team with 11 tackles (seven solo), two tackles for loss, a half sack, one QB hit and one pass defended. Split a sack with DE **Jason Babin** in the third quarter
- **12/5 vs. HOU:** Posted double-digit tackles for the third straight game, finishing with a team-high 13 stops (10 solo) along with one tackle for loss and one QB hit
- **12/15 vs. BUF:** Led team with 13 tackles (nine solo) including a sack of QB **E.J. Manuel** in the first quarter ... Set single-season career-high for sacks (2.5)
- **12/22 vs. TEN:** Tallied a game-high 13 tackles (10 solo), his fifth straight game with double-digit tackles ... Split a sack of QB **Ryan Fitzpatrick** with DT **Abry Jones** in the first quarter

2012 (w/ JAX - 16/16)

Started all 16 games for the second consecutive season and third time overall ... Led team with a single-season franchise record 231 tackles, surpassing the previous mark of 230 set by LB **Hardy Nickerson** in 2001 ... Matched his career-high two sacks and three INTs ... Added two forced fumbles and four passes defended ... Had double-digit tackles in 15 of 16 games

- **9/9 at MIN:** Registered 16 tackles (10 solo) with one tackle for loss
- **9/16 vs. HOU:** Logged 17 tackles (10 solo) with one tackle for loss
- **9/23 at IND:** Intercepted a QB **Andrew Luck** pass in the third quarter and returned it 13 yards before a lateral to S **Dawan Landry** added nine yards
- **11/4 vs. DET:** Led team with 17 tackles (12 solo)
- **11/18 at HOU:** Forced an RB **Arian Foster** fumble in the third quarter, intercepted QB **Matt Schaub** in the fourth quarter and finished with a team-high 18 tackles
- **11/25 vs. TEN:** Caused a RB **Chris Johnson** fumble in the fourth quarter
- **12/2 at BUF:** Intercepted QB **Ryan Fitzpatrick** in the second quarter and made a team-high 13 tackles (five solo) with two QB pressures
- **12/9 vs. NYJ:** Totaled a team-high 17 tackles (10 solo)
- **12/16 at MIA:** Registered a career-high 21 tackles (15 solo), tied for the fifth-most in franchise history
- **12/23 vs. N.E.:** Had 11 tackles (eight solo) with two QB pressures
- **12/30 at TEN:** Totaled 13 tackles (nine solo) with a career-high two sacks, two tackles for loss and one pass defended

2011 (w/ JAX - 16/16)

Started all 16 games at MLB in his first season with the Jaguars ... Led club with 192 tackles (132 solo) and ranked second with nine tackles for loss ... The 192 tackles ranked as second-most in franchise history and marked his fourth straight season with 100-plus tackles ... Tied for the team-lead with two INTs ... Added seven QB pressures, one forced fumble, two passes defended and two sacks ... Played major role on defense that ranked sixth in the NFL (313.0-yard average), the highest ranking for the club since 2006 (2nd) ... Recorded double-digit tackles in 11 of 16 games

- **9/11 vs. TEN:** Did not miss a snap and had four tackles and one pass defended in his Jaguars debut
- **9/18 at NYJ:** Led team with 14 tackles
- **10/2 vs. N.O.:** Posted a team-high 16 tackles (13 solo) along with one sack, one tackle for loss and one pass defended
- **10/9 vs. CIN:** Tallied a team-high 15 tackles while not missing a snap
- **10/16 at PIT:** Returned to home state and registered a career-high 19 tackles and one tackle for loss
- **10/30 at HOU:** Paced team with 15 tackles (eight solo), one tackle for loss and one QB pressure
- **11/13 at IND:** Intercepted QB **Curtis Painter** in the fourth quarter and split a sack with DL **John Chick** of Painter in the second quarter ... Totaled 11 tackles (eight solo) and one tackle for loss
- **11/20 at CLE:** Split a sack with DL **Matt Roth** in the third quarter and led team with 13 tackles (six solo)
- **11/27 vs. HOU:** Forced a fumble by RB **Arian Foster** in the first quarter that was scooped up by CB **Ashton Youboty** and returned 38 yards for a TD
- **12/11 vs. T.B.:** Intercepted QB **Josh Freeman** in the third quarter and paced team with 12 tackles
- **1/1 vs. IND:** Compiled six tackles before leaving game with a shoulder injury

2010 (w/ BUF - 14/14)

Started 13 games at MLB ... Led team with career-high 140 tackles (95 solo) along with a career-high two sacks, five QB pressures and three passes defended ... Had eight double-digit tackle games

PLAYER BIOS

- **9/12 vs. MIA:** Opened season with eight tackles, one tackle for loss and second career sack
- **10/10 vs. JAX:** Led team with 13 tackles
- **10/31 at K.C.:** Registered a career-high 18 tackles along with one QB hit and one pass defended
- **12/5 at MIN:** Paced team with 15 tackles including two tackles for loss and a sack

2009 (w/ BUF - 12/12)

Started 12 games at MLB ... Voted team captain ... Totaled 115 tackles (92 solo), one sack, three INTs, four passes defended and three forced fumbles ... Tied for second among NFL LBs with three INTs and was first Bills LB with three INTs in a season since 2006

- **10/18 at NYJ:** Returned from injury and recorded nine tackles, one tackle for loss, one QB hit and an INT ... Intercepted QB **Mark Sanchez** in overtime which led to the game-winning FG
- **11/1 vs. HOU:** Forced a fumble and accumulated nine tackles
- **12/3 vs. NYJ:** Recorded first career sack which included a forced fumble
- **12/20 vs. N.E.:** Tied for a team-high with nine tackles on and had an INT in the first quarter ... Became first Bills LB to post INTs in consecutive games since LB **Bryce Paup** in 1995

2008 (w/ BUF - 16/16)

Started all 16 games ... Led team with 129 tackles (90 solo) ... Added four QB pressures, one INT, seven passes defended, one forced fumble and one fumble recovery

- **9/7 vs. SEA:** Opened season with seven tackles
- **9/14 vs. OAK:** Recovered first career fumble
- **9/28 at STL:** Led the team in tackles with 12
- **10/26 at MIA:** Recorded first career forced fumble
- **12/14 at NYJ:** Registered first career INT

2007 (w/ BUF - 3/3)

Started three games as a rookie before suffering a season-ending forearm injury in week three ... Became first Bills rookie MLB to start the season-opener since Shane Conlan in 1987

- **9/9 vs. DEN:** Started first career game and tied for team lead with 11 tackles
- **9/16 at PIT:** Led team in tackles with 12
- **9/23 at N.E.:** Totaled three tackles before leaving game with an arm injury

COLLEGE (at Penn State, 2003-06)

- Finished career with a school-record 372 tackles
- Started 37 of 44 games
- First player ever to record 100-plus tackles three times in a college career
- Two-time winner of the Bednarik Award for best defensive player in the nation, joining Pat Fitzgerald of Northwestern as the only players to win the award twice
- Won Dick Butkus Award for nation's top LB as a junior
- Selected as first-team All-America by the Associated Press, Walter Camp, and the NFL Draft Report
- Graduated in three and a half years with a degree in finance

PERSONAL

- Married (Elizabeth Johnson) with one daughter, London Noelle
- Attended Hopewell High (Pa.) where he lettered in football, basketball and baseball
- Led team to WPIAL and Pennsylvania Class AAA championships as a senior
- Served as team captain
- Totaled 88 tackles and six sacks at LB and set school records with 1,575 rushing yards and 15 TDs as RB
- Named Pittsburgh Post-Gazette, Pittsburgh Tribune-Review and Pittsburgh Athletic Association Player of the Year as senior
- Graduated 17th in his class of 220 with a 3.8 GPA
- Went on a 10-day trip to Iraq to visit military troops in January 2008
- Brother, Stan, played baseball at West Virginia
- Younger brother, David, played football at Notre Dame
- Interned at UBS Financial Services in Pittsburgh during 2010 offseason
- Full name: Paul Michael Posluszny, pronounced puz-LUZ-nee.



REGULAR SEASON CAREER STATISTICS

YEAR	TEAM	GP/GS	TKL	SOLO	ASST	ST	SACKS	FF	FR	PD
2007	BUF	3/3	26	20	6	1	0.0	0	0	0
2008	BUF	16/16	129	90	39	0	0.0	1	1	7
2009	BUF	12/12	110	87	23	0	1.0	3	0	4
2010	BUF	14/14	151	103	48	0	2.0	0	0	3
2011	JAX	16/16	192*	132*	*60	0	2.0	1	0	2
2012	JAX	16/16	231*	152*	79	0	2.0	2	0	4
2013	JAX	15/15	161*	121*	40	0	3.0	1	1	9
2014	JAX	7/7	69	47	22	0	2.0	0	1	1
2015	JAX	14/14	133*	103*	30	0	1.0	0	0	6
2016	JAX	4/4	35	25	2	0	1.5	0	0	1
NFL totals:		10 yrs. 117/117	1,237	880	357	1	14.5	8	3	37

* team leader

INTERCEPTIONS

YEAR	TEAM	NO	YDS	AVG	LG	TD
2007	BUF	0	0	0.0	0	0
2008	BUF	1	9	9.0	9	0
2009	BUF	3	20	6.7	17	0
2010	BUF	0	0	0.0	0	0
2011	JAX	2	2	1.0	2	0
2012	JAX	3	20	6.7	13	0
2013	JAX	2	69	34.5	59t	1
2014	JAX	0	0	0.0	0	0
2015	JAX	3	25	8.3	19	0
2016	JAX	1	0	0.0	0	0
NFL totals:		10 yrs	15	145	11.6	1



CAREER HIGHS

	GAME	SEASON
Tackles:	21 (12/16/12 vs. MIA)	231 (2012)
Sacks:	2.0 (12/30/12 at TEN)	3.0 (2013)
Forced fumbles:	1 (eight times, last: 11/10/13 at TEN)	3 (2009)
Fumble recoveries:	1 (three times, last: 10/19/14 vs. CLE)	1 (2008, 2013-14)
Passes defended:	3 (10/6/13 at STL)	9 (2013)
Interceptions:	1 (15 times, last: 9/25/16 vs. BAL)	3 (2009, 12, 15)



2016 GAME-BY-GAME STATISTICS

DATE	OPP	TKL	SOLO	ASST	TFL	SACKS	ST	FF	FR	INT	PD
09/11	vs. Green Bay	5	4	1	0	0.0	0	0	0	0	0
09/18	at San Diego	11	6	5	0	0.0	0	0	0	0	0
09/25	vs. Baltimore	12	10	2	0	0.0	0	0	0	1	1
10/02	vs. Indianapolis	7	5	2	1	1.5	0	0	0	0	0
BYE WEEK											
10/16	at Chicago										
10/23	vs. Oakland										
10/27	at Tennessee										
11/06	at Kansas City										
11/13	vs. Houston										
11/20	at Detroit										
11/27	at Buffalo										
12/04	vs. Denver										
12/11	vs. Minnesota										
12/18	at Houston										
12/24	vs. Tennessee										
01/01	at Indianapolis										
2016 totals:		35	25	10	1	1.5	0	0	0	1	1



2015 GAME-BY-GAME STATISTICS

DATE	OPP	TKL	SOLO	ASST	TFL	SACKS	ST	FF	FR	INT	PD
09/13	vs. Carolina	9	8	1	0	0.0	0	0	0	1	2
09/20	vs. Miami	7	7	0	0	0.0	0	0	0	0	0
09/27	at New England	18	14	4	0	0.0	0	0	0	0	0
10/04	at Indianapolis	5	4	1	1	0.0	0	0	0	0	0
10/11	at Tampa Bay					ina					
10/18	vs. Houston	10	9	1	2	0.0	0	0	0	0	0
10/25	vs. Buffalo	7	6	1	1	0.0	0	0	0	1	1
BYE WEEK											
11/08	at N.Y. Jets	7	3	4	1	0.0	0	0	0	0	0
11/15	at Baltimore	10	6	4	0	0.0	0	0	0	0	1
11/19	vs. Tennessee	7	7	0	0	0.0	0	0	0	0	0
11/29	vs. San Diego	11	11	0	3	0.0	0	0	0	0	0
12/06	at Tennessee	13	10	3	2	0.0	0	0	0	0	0
12/13	vs. Indianapolis					ina					
12/20	vs. Atlanta	10	9	1	2	0.0	0	0	0	1	1
12/27	at New Orleans	9	5	4	1	1.0	0	0	0	0	1
01/03	at Houston	10	4	6	0	0.0	0	0	0	0	0
2015 totals:		133	103	30	13	1.0	0	0	0	3	6

PLAYER BIOS



2007 GAME-BY-GAME STATISTICS

DATE	OPP	TKL	SOLO	ASST	TFL	SACKS	ST	FF	FR	INT	PD
09/09	vs. Denver	11	9	2	0	0.0	0	0	0	0	0
09/16	at Pittsburgh	12	8	4	0	0.0	0	0	0	0	0
09/23	at New England	3	3	0	0	0.0	0	0	0	0	0
09/30	vs. N.Y. Jets					IR					
10/08	vs. Dallas					IR					
	BYE WEEK										
10/21	vs. Baltimore					IR					
10/28	at N.Y. Jets					IR					
11/04	vs. Cincinnati					IR					
11/11	at Miami					IR					
11/18	vs. New England					IR					
11/25	at Jacksonville					IR					
12/02	at Washington					IR					
12/09	vs. Miami					IR					
12/16	at Cleveland					IR					
12/23	vs. N.Y. Giants					IR					
12/30	at Philadelphia					IR					
2007 totals:		26	20	6	0	0.0	0	0	0	0	0

PLAYER BIOS

52 HAYES PULLARD III

LINEBACKER

6-0 236 LBS.

SOUTHERN CALIFORNIA

BORN APRIL 18, 1992

LOS ANGELES, CALIFORNIA

ACQ: PRACTICE SQUAD (CLEVELAND) 2015

EXP: 2ND YEAR



TRANSACTIONS

Originally drafted by Cleveland in the seventh round (219th overall) of the 2015 Draft ... Waived on 9/5/15 ... Signed by Cleveland to the practice squad on 9/6/15 ... Signed from practice squad to Jacksonville's active roster on 10/28/15

PRO (Games played/started - 12/2)

• Second-year LB spent the first part of his rookie season on Cleveland's practiced squad before signing with Jacksonville and playing in eight games with two starts

2016 (w/ JAX - 4/0)

- **9/11 vs. G.B.:** Saw action on special teams in team's season opener
- **9/18 at S.D.:** Saw action at LB, making two stops (one solo), and on special teams
- **9/25 vs. BAL:** Saw action on special teams
- **10/2 vs. IND:** Saw action on special teams

2015 (w/ CLE - ps; w/ JAX - 8/2)

Spent the first seven weeks of the 2015 season on Cleveland's practice squad ... Played eight games with two starts at WLB and totaled 19 tackles (13 solo), including one tackle for loss ... Added five special teams tackles

- **11/15 at BAL:** Made his Jaguars debut on special teams
- **11/29 vs. S.D.:** Saw action on special teams, recording the Jaguars' first blocked punt since 9/8/13 and a special teams tackle
- **12/20 vs. ATL:** Saw action at LB, making two tackles (two solo), and made one special teams tackle
- **12/27 at N.O.:** Recorded his first career start in place of injured LB Telvin Smith ... Tied for the team lead with nine tackles (seven solo), including one tackle for loss
- **1/3 at HOU:** Started at WLB and made eight tackles (four solo)

COLLEGE (at Southern California, 2010-14)

- Started all but one of his 52 career games played at USC
- Totaled 377 career tackles, 17 passes defended, six sacks, three forced fumbles and three interceptions
- Earned All-Pac-12 honors all four years
- Team captain as a junior
- Led the team in total tackles for three seasons, becoming the first player to do so since 1979
- As a senior in 2014, was a semifinalist for the Butkus Award, given to the top linebacker in the nation
- Recipient of USC's Trojan Commitment Award
- Graduated from USC with a degree in policy, planning and development

PERSONAL

- Attended Crenshaw High School in Los Angeles
- Totaled 66 tackles, two sacks, one interception, one pass defended, one forced fumble and one fumble recovery
- Carried 63 times for 507 yards and nine TDs at running back
- Also played basketball and ran track
- Given name is Hayes Joseph Pullard III
- Native of Los Angeles
- Father, Hayes Jr., played for the Los Angeles Lakers
- Uncle, Robert, competed as a pole vaulter in the 1976 Olympics

REGULAR SEASON CAREER STATISTICS

YEAR	TEAM	GP/PS	TKL	SOLO	ASST	TFL	SACKS	ST	FF	FR	INT	PD
2015	JAX	8/2	19	13	6	1	0.0	5	0	0	0	0
2016	JAX	4/0	2	1	1	0	0.0	1	0	0	0	0
Career totals:		12/2	21	14	7	1	0.0	6	0	0	0	0

Additional statistics: One blocked punt (11/29/15 vs. S.D.)

2016 GAME-BY-GAME STATISTICS

DATE	OPP	TKL	SOLO	ASST	TFL	SACKS	ST	FF	FR	INT	PD
09/11	vs. Green Bay	0	0	0	0	0.0	0	0	0	0	0
09/18	at San Diego	2	1	1	0	0.0	0	0	0	0	0
09/25	vs. Baltimore	0	0	0	0	0.0	0	0	0	0	0
10/02	vs. Indianapolis	0	0	0	0	0.0	1	0	0	0	0
BYE WEEK											
10/16	at Chicago										
10/23	vs. Oakland										
10/27	at Tennessee										
11/06	at Kansas City										
11/13	vs. Houston										
11/20	at Detroit										
11/27	at Buffalo										
12/04	vs. Denver										
12/11	vs. Minnesota										
12/18	at Houston										
12/24	vs. Tennessee										
01/01	at Indianapolis										
2016 totals:		2	1	1	0	0.0	1	0	0	0	0

2015 GAME-BY-GAME STATISTICS

DATE	OPP	TKL	SOLO	ASST	TFL	SACKS	ST	FF	FR	INT	PD
BYE WEEK											
11/08	at N.Y. Jets					ina					
11/15	at Baltimore	0	0	0	0	0.0	0	0	0	0	0
11/19	vs. Tennessee	0	0	0	0	0.0	2	0	0	0	0
11/29	vs. San Diego	0	0	0	0	0.0	1	0	0	0	0
12/06	at Tennessee	0	0	0	0	0.0	0	0	0	0	0
12/13	vs. Indianapolis	0	0	0	0	0.0	1	0	0	0	0
12/20	vs. Atlanta	2	2	0	0	0.0	1	0	0	0	0
12/27	at New Orleans	9	7	2	1	0.0	0	0	0	0	0
01/03	at Houston	8	4	4	0	0.0	0	0	0	0	0
2015 totals:		19	13	6	1	0.0	5	0	0	0	0

Additional statistics: One blocked punt (11/29/15 vs. S.D.)

PLAYER BIOS

20

JALEN RAMSEY



CORNERBACK

6-2 209 LBS.

FLORIDA STATE

BORN OCTOBER 24, 1994

SMYRNA, TENNESSEE

ACQ: 1ST ROUND OF 2016 DRAFT (5TH)

EXP: ROOKIE

TRANSACTIONS

- Originally drafted by Jacksonville in the first round (fifth overall) of the 2016 draft

PRO (Games played/started - 4/4)

Made NFL and Jaguars debut in Week 1 of the 2016 season

2016 (w/ JAX - 4/4)

- 9/11 vs. G.B.:** Started at CB and made three tackles (two solo) in NFL debut
- 9/18 at S.D.:** Started at CB and made six solo tackles and one tackle for loss
- 9/25 vs. BAL:** Started at RCB and made five tackles (four solo)
- 10/2 vs. IND:** Started at RCB and registered four solo tackles

COLLEGE (at Florida State, 2013-15)

- Started all 41 games in three years at Florida State
- Finished career with 180 tackles (119 solo), 15.5 tackles for loss, 5.0 sacks, three forced fumbles, two fumble recoveries, 23 passes defended and three INTs
- Decided to forgo his final year of eligibility in 2016 and declare for the NFL Draft
- Became Florida State's 36th consensus All-American
- All-ACC First Team, AFCA First Team All-America, Walter Camp First Team All-America, ESPN.com First Team All-America as a senior
- Started all 14 games for the Seminoles' third-ranked defense (281.4) and the nation's top pass defense (156.6) as a CB and FS in 2013

PERSONAL

- Attended Brentwood Academy (Tenn.), where he was rated a five-star prospect by both Rivals.com and Scout.com and a four-star according to ESPN and 247Sports
- U.S. Army All-America selection
- Twitter handle is @jalenramsey

REGULAR SEASON CAREER STATISTICS

YEAR	TEAM	GP/PS	TKL	SOLO	ASST	TFL	SACKS	ST	FF	FR	INT	PD
2016	JAX	4/4	18	16	2	1	0.0	0	0	0	0	0
Career totals:		4/4	18	16	2	1	0.0	0	0	0	0	0

2015 GAME-BY-GAME STATISTICS


DATE	OPP	TKL	SOLO	ASST	TFL	SACKS	ST	FF	FR	INT	PD
09/11	vs. Green Bay	3	2	1	0	0.0	0	0	0	0	0
09/18	at San Diego	6	6	0	1	0.0	0	0	0	0	0
09/25	vs. Baltimore	5	4	1	0	0.0	0	0	0	0	0
10/02	vs. Indianapolis	4	4	0	0	0.0	0	0	0	0	0
BYE WEEK											
10/16	at Chicago										
10/23	vs. Oakland										
10/27	at Tennessee										
11/06	at Kansas City										
11/13	vs. Houston										
11/20	at Detroit										
11/27	at Buffalo										
12/04	vs. Denver										
12/11	vs. Minnesota										
12/18	at Houston										
12/24	vs. Tennessee										
01/01	at Indianapolis										
2016 totals:		18	16	2	1	0.0	0	0	0	0	0

PLAYER BIOS

64

CHRIS REED

OFFENSIVE LINEMAN
6-5 300 LBS.
MINNESOTA STATE-MANKATO
BORN JULY 22, 1992
OMAHA, NEBRASKA
ACQ: FREE AGENT 2015
EXP: 1ST YEAR



TRANSACTIONS

Originally signed by Jacksonville as a rookie free agent on 5/8/15 ... Signed to practice squad on 9/6/15

PRO (Games played/started - 1/1)

Spent his rookie season on the practice squad

2016 (w/ JAX - 1/1)

- **9/11 vs. G.B.:** Inactive for the team's season opener
- **9/18 at S.D.:** Inactive
- **9/25 vs. BAL:** Earned his first career start at LG
- **10/2 vs. IND:** Inactive

2015 (w/ JAX - ps)

Spent season on the team's practice squad

COLLEGE (at Minnesota State, 2010-14)

- Four-year letterman appeared in 48 games in his career
- Started in all 15 games as a senior in 2014
- Helped school rush for 3,625 yards and pass for 3,079 yards, compiling 82 total TDs
- Selected as D2Football.com first-team All-America, first-team NSIC South Division All-Conference and second-team Don Hansen All-Super Region Three
- Also participated on the school's indoor and outdoor track teams and qualified for the 2011 NCAA Division II National Championships in shot put
- Eleven-time NCAA Division II Track & Field All-American
- Two-time NCAA Division II champion in outdoor shot put (2013 and 2014)
- Holds Minnesota State record in indoor shot put (65'010.5") & outdoor shot put (65'-7")
- Holds Minnesota State record in indoor weight throw (67'-7.5") and outdoor hammer throw (215'-11")

PERSONAL

- Three-year starter at Omaha Central (Neb.) High School
- Also attended Spirit Lake (Iowa) High School for one year
- Honorable mention All-State selection
- Stand-out athlete in track and field and won the State Title twice for Nebraska
- Named the state's Field Athlete of the Year in 2009
- Son of Chuck Reed and Anne McCormick
- Majored in psychology with a minor in coaching

PLAYER BIOS

15 ALLEN ROBINSON



WIDE RECEIVER

6-3 215 LBS.

PENN STATE

BORN AUGUST 24, 1993

SOUTHFIELD, MICHIGAN

ACQ: 2ND ROUND OF 2014 DRAFT (61ST)

EXP: 3RD YEAR



TRANSACTIONS

Originally drafted by Jacksonville in the second round (61st overall) of the 2014 draft

PRO (Games played/started - 30/28)

- Third-year WR has played in 30 games with 28 starts
- His 14.7 career yards per reception avg. ranks second in franchise history
- Has caught 17 TDs since 2015, the most in the NFL during that span
- Has registered multiple TD receptions in four games, tied for the second-most in franchise history (**Jimmy Smith**, seven)

2016 (w/ JAX - 4/4)

- **9/11 vs. G.B.:** Made six catches for 72 yards in team's season opener
- **9/18 at S.D.:** Had three catches for 54 yards (18.0 avg.)
- **9/25 vs. BAL:** Posted seven receptions for 57 yards (8.1 rec. avg.) and two TDs
- **10/2 vs. IND:** Recorded five receptions for 55 yards (11.0 rec. avg.) and one TD

2015 (w/ JAX - 16/16)

- Participated in 2016 Pro Bowl on January 31, 2016
- Named Jaguars 2015 Ed Block Courage Award winner, voted on by teammates for serving as role model of inspiration, sportsmanship and courage, after rebounding from season-ending injury in 2014
- Led the team with 80 receptions, 1,400 receiving yards and 14 receiving TDs
- Set the Jaguars' single season receiving TD record (14) and became their first 1,000-yard receiver since 2005 (WR **Jimmy Smith**)
- Joined TE **Marcedes Lewis** (10 in 2010) and WR **Reggie Williams** (10 in 2007) as the only players in franchise history to produce 10-plus receiving TDs in a single season
- Became the third Jaguars player to post 1,000 receiving yards in a single season (**Jimmy Smith**, nine times; **Kennan McCardell**, four times)
- Joins N.E.'s **Ron Gronkowski** (1,327-17) in 2011 and MIN's **Randy Moss** (1,313-17) in 1998 as the only three players age 22 or younger to have registered at least 1,200 receiving yards and 14 TDs in a single season
- Led the league with 31 receptions of 20-plus yards
- Joins teammate **Allen Hurns** as the first Jaguars duo to each record 1,000-plus receiving yards in the same season since **Keenan McCardell** (1,110) and **Jimmy Smith** (1,373) in 2011
- Joins **Demaryius Thomas** (2013), **Calvin Johnson** (2007), **Randy Moss** (2000, 2003, 2007), **Muhsin Muhammad** (2004), **Marvin Harrison** (2000-01), **Terrell Owens** (2001), **Antonio Freeman** (1998), **Herman Moore** (1995) and **Jerry Rice** (1986, 1989, 1993, 1995) as the only players in NFL history to have posted at least 80 receptions, 1,400 receiving yards and 14 receiving TDs in a single season
- **9/20 vs. MIA:** Had a team-high six receptions for a career-high 155 yards (25.7 avg.) and two TDs, the most receiving yards by a Jaguars player since WR **Justin Blackmon** had 190 yards on 10/13/13 at Denver ... Became the Jaguars' third player to ever total 150-plus receiving yards and multiple receiving TDs in a single game, joining **Jimmy Smith** (9/10/00) and **Keenan McCardell** (12/7/97)
- **10/11 at T.B.:** Caught seven passes for 72 yards (10.3 rec. avg.) and two TDs
- **10/18 vs. HOU:** Had six receptions for 86 yards (14.3 rec. avg.) and one TD
- **10/25 vs. BUF:** Had six receptions for 98 yards (16.3 rec. avg.) and one TD
- **11/8 at NYJ:** Had six receptions for 121 yards (20.2 rec. avg.)
- **11/15 at BAL:** Had five receptions for 51 yards (10.2 rec. avg.) and one TD
- **11/19 vs. TEN:** Had five receptions for 113 yards (22.6 rec. avg.)
- **11/29 vs. S.D.:** Had five receptions for 56 yards (11.2 rec. avg.) and one TD
- **12/6 at TEN:** Registered single-game career highs in receptions (10) and receiving TDs (three) and totaling the second-most single-game receiving yards (153) of his NFL career ... Became the second player in franchise history to record three receiving TDs in a single game (also **Jimmy Smith** on 10/10/00 at Baltimore)
- **12/13 vs. IND:** Had one reception, a four-yard TD in the third quarter
- **12/20 vs. ATL:** Recorded three receptions for 57 yards (19.0 rec. avg.) for one TD
- **12/27 at N.O.:** Caught six passes for 151 yards (25.1 rec. avg.) and one TD, a 90-yard score from QB **Blake Bortles** ... The 90-yard reception was the longest play from scrimmage in Jaguars history and the longest pass play in the NFL this season
- **1/3 at HOU:** Caught five receptions for 108 yards

2014 (w/ JAX - 10/8)

- Played in 10 games with eight starts, missing the final six games with a foot injury
- Finished with 48 receptions for 548 yards and two TDs, tied for the fourth-most receptions by a Jaguars rookie
- Was ranked tied for first among rookies in receptions at time of his injury and fourth in receiving yards
- **9/7 at PHI:** Made NFL debut and had one reception

- **9/14 at WAS:** Led the team with 75 yards on four receptions including a 54-yard grab in the fourth quarter
- **9/21 at IND:** Made first career start and led the team with seven receptions for 79 yards (11.3 avg.) including a 21-yard reception
- **10/5 vs. PIT:** Started at WR and produced a team-high five catches for 51 yards (10.2 avg.) with a long of 17
- **10/12 at TEN:** Had 68 yards on eight receptions, his fourth straight game with at least five catches
- **10/19 vs. CLE:** Started at WR and led the team with 60 yards on four receptions including a 31-yard touchdown catch in the second quarter for his first career score ... Snapped a streak of four straight games with five or more receptions
- **10/26 vs. MIA:** Started at WR and scored a touchdown in his second consecutive game, hooking up with QB **Blake Bortles** for a 48-yard score in the fourth quarter ... Led team with five catches for career-high 82 yards
- **11/9 vs. DAL:** Started at WR and was targeted a team-high 10 times, finishing with five catches for 60 yards (12.0 avg.) with a long of 31 yards
- **11/17:** Was placed on injured reserve with a foot injury ... Had surgery on Nov. 22

COLLEGE (at Penn State, 2011-13)

- Played in 35 games with 24 starts at Penn State
- Finished career with 177 receptions for 2,474 yards (14.0 avg.) with 17 TDs
- Ranked second in school history for career receptions, topped by only Deon Butler (179, 2005-08), third in receiving yards and fourth in TDs
- Two-time Big Ten Conference Receiver of the Year and earned first-team All-Big Ten honors in back-to-back seasons
- Was just the third WR in school history to earn first-team All-American honors
- Led Big Ten in receptions and receiving yards in each of his last two seasons

PERSONAL

- Attended Orchard Lake St. Mary's Preparatory School (Mich.)
- Led team to Michigan Division III state championship game as a senior
- Had 44 receptions for 720 yards and 10 TDs as a senior
- Returned two punts for TDs and intercepted two passes
- Captain of the basketball team
- Son of Tracie and Allen Robinson
- Full name: Allen Bernard Robinson II
- Twitter handle: @Thee_AR15



REGULAR SEASON CAREER STATISTICS

YEAR	TEAM	GP/GS	RECS	YDS	AVG.	LG	TD
2014	JAX	10/8	48	548	11.4	54	2
2015	JAX	16/16	80	1,400	17.5	90t	14*
2016	JAX	4/4	21	238	11.3	35	3
NFL totals: 3 yrs.		30/28	149	2,186	14.7	90t	19

* single-season franchise record and tied for NFL lead



CAREER HIGHS

	GAME	SEASON
Receptions:	10 (12/6/15 at TEN)	80 (2015)
Receiving yards:	155 (9/20/15 vs. MIA)	1,400 (2015)
Long:	90t (12/27/15 at N.O.)	90t (2015)
Receiving touchdowns:	3 (12/6/15 at TEN)	14 (2015)



2016 GAME-BY-GAME STATISTICS

DATE	OPP	RECS	YDS	AVG.	LG	TD
09/11	vs. Green Bay	6	72	12.0	22	0
09/18	at San Diego	3	54	18.0	35	0
09/25	vs. Baltimore	7	57	8.1	14	2
10/02	vs. Indianapolis	5	55	11.0	17	1
	BYE WEEK					
10/16	at Chicago					
10/23	vs. Oakland					
10/27	at Tennessee					
11/06	at Kansas City					
11/13	vs. Houston					
11/20	at Detroit					
11/27	at Buffalo					
12/04	vs. Denver					
12/11	vs. Minnesota					
12/18	at Houston					
12/24	vs. Tennessee					
01/01	at Indianapolis					
2016 totals:		21	238	11.3	35	3

PLAYER BIOS



2015 GAME-BY-GAME STATISTICS

DATE	OPP	RECs	YDS	AVG.	LG	TD
09/13	vs. Carolina	1	27	27.0	27	0
09/20	vs. Miami	6	155	25.8	52	2
09/27	at New England	4	68	17.0	37	0
10/04	at Indianapolis	4	80	20.0	48	0
10/11	at Tampa Bay	7	72	10.3	21	2
10/18	vs. Houston	6	86	14.3	25	1
10/25	vs. Buffalo	6	98	16.3	23	1
	BYE WEEK					
11/08	at N.Y. Jets	6	121	20.2	44	0
11/15	at Baltimore	5	51	10.2	16	1
11/19	vs. Tennessee	5	113	22.6	38	0
11/29	vs. San Diego	5	56	11.2	25	1
12/06	at Tennessee	10	153	15.3	44	3
12/13	vs. Indianapolis	1	4	4.0	4t	1
12/20	vs. Atlanta	3	57	19.0	25	1
12/27	at New Orleans	6	151	25.2	90t	1
01/03	at Houston	5	108	21.6	36	0
2015 totals:		80	1,400	17.5	90t	14*

* single-season franchise record and tied for NFL lead



2014 GAME-BY-GAME STATISTICS

DATE	OPP	RECs	YDS	AVG.	LG	TD
09/07	at Philadelphia	1	0	0.0	0	0
09/14	at Washington	4	75	18.8	54	0
09/21	vs. Indianapolis	7	79	11.3	21	0
09/28	at San Diego	5	38	7.6	14	0
10/05	vs. Pittsburgh	5	51	10.2	17	0
10/12	at Tennessee	8	68	8.5	15	0
10/19	vs. Cleveland	4	60	15.0	31t	1
10/26	vs. Miami	5	82	16.4	48t	1
11/02	at Cincinnati	4	35	8.8	13	0
11/09	vs. Dallas	5	60	12.0	31	0
	BYE WEEK					
11/23	at Indianapolis			IR		
11/30	vs. N.Y. Giants			IR		
12/07	vs. Houston			IR		
12/14	at Baltimore			IR		
12/18	vs. Tennessee			IR		
12/28	at Houston			IR		
2014 totals:		48	548	11.4	54	2

PLAYER BIOS

16 DENARD ROBINSON

RUNNING BACK
6-0 215 LBS.
MICHIGAN
BORN SEPTEMBER 22, 1990
DEERFIELD BEACH, FLORIDA
ACQ: 5TH ROUND OF 2013 DRAFT (135TH)
EXP: 4TH YEAR



TRANSACTIONS

Originally drafted by Jacksonville in the fifth round (135th overall) of the 2013 draft

PRO (Games played/started - 46/12)

- Fourth-year RB has played 46 games to begin his career with 12 starts, seeing action at QB, WR, RB and on special teams
- Has 226 career rushes for 928 yards (4.1 rush avg.), 45 receptions for 295 yards (6.6 rec. avg.) and six kickoff returns for 142 yards (23.67 return avg.)
- Added five special teams tackles
- Has two 100-yard rushing games in his 43-game pro career
- Made transition from collegiate quarterback to WR/RB/QB in the NFL

2016 (w/ JAX - 4/0)

- **9/11 vs. G.B.:** Rushed three times for seven yards in team's season opener
- **9/18 at S.D.:** Recorded one rush for seven yards and one reception for seven yards
- **9/25 vs. BAL:** Recovered the **Devin Hester** muffed punt with 9:01 left in the 4th quarter, which set up **K Jason Myers'** 49-yard field goal four plays later
- **10/2 vs. IND:** Saw action on special teams

2015 (w/ JAX - 13/3)

Played 13 games with three starts at RB and totaled 67 rushes for 266 yards (4.0 rush avg.) and 21 receptions for 164 yards (7.8 rec. avg.)

- **9/13 vs. CAR:** Rushed five times for 19 yards (3.8 avg.) and recorded two receptions for 26 yards (13.0 avg.)
- **10/18 vs. HOU:** Rushed seven times for 19 yards (2.7 rush avg.) and had three receptions for 19 yards (6.3 rec. avg.)
- **11/29 vs. S.D.:** Had three rushes for 23 yards (7.7 rush avg.) and one reception for nine yards (9.0 avg.)
- **12/6 at TEN:** Rushed three times for 21 yards (7.0 rush avg.), had one reception for two yards (2.0 rec. avg.) and two kickoff returns for 54 yards (27.0 avg.)
- **12/13 vs. IND:** Recorded a season-high 14 carries for 75 yards (5.4 rush avg.) and one TD ... Added one reception for 12 yards
- **12/20 vs. ATL:** Earned his first start of the season, rushing 14 times for 28 yards (2.0 rush avg.) and hauled in eight receptions for 46 yards (5.8 rec. avg.)
- **12/27 at N.O.:** Had six rushes for 20 yards (3.3 rush avg.) and five receptions for 51 yards (10.2 rec. avg.)

2014 (w/ JAX - 13/9)

Played in 13 games with nine starts ... Missed the final three games with a foot injury ... Posted team-high 582 yards and four TDs on 135 carries and added 23 receptions for 124 yards ... Added one special teams tackle ... Had first two career 100-yard rushing games

- **9/7 at PHI:** Saw action at RB in season-opener and on special teams, finishing with eight yards on three rushes and a three-yard reception
- **9/28 at S.D.:** Totaled nine rushes for 25 yards and added three receptions for seven yards
- **10/12 at TEN:** Made first career start at RB and had five rushes for 22 yards (4.4 avg.) and three receptions for 14 yards (4.7 avg.) including a career-long 12 yard catch
- **10/19 vs. CLE:** Started at RB and produced career-best totals with 22 rushes for 127 yards (5.8 avg.) and one TD ... Scored his first career TD on an eight-yard run in the fourth quarter
- **10/26 vs. MIA:** Recorded second consecutive 100-yard rushing game, rushing for 108 yards on 18 carries (6.0 avg.) including a career-long 41-yard run in the first quarter ... Had a 10-yard reception and one special teams tackle ... Became first Jaguars player since RB **Maurice Jones-Drew** in 2011 to record back-to-back 100-yard rushing games
- **11/2 at CIN:** Had third straight game with 90-plus rushing yards, finishing with 94 yards on 17 carries with a TD and added two receptions or 10 yards
- **11/9 vs. DAL:** Scored a career-high two rushing TDs and finished with 60 yards on 15 carries ... Added two receptions for 10 yards ... Scored the club's first TD on a 32-yard run in the first quarter
- **12/16:** Was placed on injured reserve

2013 (w/ JAX - 16/0)

One of only two rookies (Demetrius McCray) to play in all 16 games ... Had 20 rushes for 66 yards with a long of 24 yards ... Added four kickoff returns for 88 yards (22.0 avg.) and one special teams tackle

- **9/8 vs. K.C.:** Made NFL debut, seeing action at RB and QB. Had two carries for one yard
- **9/22 at SEA:** Saw action on offense and special teams ... Fumbled on exchange

with WR **Ace Sanders** in Wildcat formation in the third quarter and it was recovered by Seattle ... Saw action as kick returner and returned two kicks for 54 yards with a long of 27

- **12/15 vs. BUF:** Produced a season-high 28 yards on two carries ... Had a 24-yard run in the third quarter but fumbled at the one-yard line and the play resulted in a touchback

COLLEGE (at Michigan, 2009-12)

- Four-year letterman and appeared in 49 games, making 37 starts – 35 at QB and two at RB
- Holds the NCAA record for career rushing yards by a QB (4,495)
- Became the first player in NCAA history to pass for 2,500 yards and rush for 1,500 yards in a single season
- Set the NCAA-record for single-season rushing yards by a QB (1,702)
- Fourth player in NCAA history to gain 2,000 yards passing and 1,000 yards rushing in a season twice in his career (2010, 2011) – Brad Smith (Missouri), Joe Webb (UAB) and Colin Kaepernick (Nevada)
- Eighth player in NCAA history to rush for 40 TDs and pass for 40 TDs
- Named All-Big Ten honorable mention as a senior, completing 89 of 166 passes for 1,319 yards, nine TDs and eight INTs
- Named U-M's Bo Schembechler Team MVP as a junior
- Majored in general studies.

PERSONAL

- Attended Deerfield Beach (Fla.) High School
- Completed 262 of 576 attempts for 4,784 yards and 44 TDs as a three-year starting QB and rushed 217 times for 1,132 yards and 13 TDs
- As a senior, completed 100 of 231 passes for 1,872 yards and 18 TDs and rushed 93 times for 538 yards and eight TDs
- Contributed 19 total TDs during his junior season
- Named Prep Star All-America and named to the publication's Top 250
- Member of the 2008 FHSAA track state champion on the 4x100-meter relay team
- Nicknamed "Shoelace"
- Twitter handle is @DenardX

REGULAR SEASON CAREER STATISTICS

RUSHING

YEAR	TEAM	GP/GS	NO	YDS	AVG	LG	TD
2013	JAX	16/0	20	66	3.3	24	0
2014	JAX	13/9	135	582	4.3	41	4
2015	JAX	13/3	67	266	4.0	31	1
2016	JAX	4/0	4	14	3.5	7	0
NFL totals: 4 yrs.		46/12	226	928	4.1	41	0

RECEIVING

YEAR	TEAM	GP/GS	RECs	YDS	AVG	LG	TD
2013	JAX	16/0	0	0	0	0	0
2014	JAX	13/9	23	124	5.4	19	0
2015	JAX	13/3	21	165	7.8	16	0
2016	JAX	4/0	1	7	7.0	7	0
NFL totals: 4 yrs.		46/12	45	295	6.6	19	0

Additional statistics: Kickoff returns: 2-54, LG 31 in 2015; 4-88, LG 27 in 2013

Passing: 0 for 1 in 2013, 0 for 1 in 2014

Special teams tackles: 1 in 2013; 4 in 2015

CAREER HIGHS

	GAME	SEASON
Rushes:	22 (10/19/14 vs. CLE)	135 (2014)
Rushing yards:	127 (10/19/14 vs. CLE)	582 (2014)
Longest rush:	41 (10/26/14 vs. MIA)	41 (2014)
Rushing touchdowns:	2 (11/9/14 vs. DAL)	4 (2014)
Receptions:	8 (12/20/15 vs. ATL)	23 (2014)
Receiving yards:	51 (12/27/15 at N.O.)	165 (2015)
Longest reception:	19 (11/23/14 at IND)	19 (2014)

PLAYER BIOS

2016 GAME-BY-GAME STATISTICS

DATE	OPP	RUSHING					RECEIVING				
		NO	YDS	AVG	LG	TD	NO	YDS	AVG	LG	TD
09/11	vs. Green Bay	3	7	2.3	3	0	0	0	0.0	0	0
09/18	at San Diego	1	7	7.0	7	0	1	7	7.0	7	0
09/25	vs. Baltimore	0	0	0.0	0	0	0	0	0.0	0	0
10/02	vs. Indianapolis	0	0	0.0	0	0	0	0	0.0	0	0
10/16	BYE WEEK										
10/16	at Chicago										
10/23	vs. Oakland										
10/27	at Tennessee										
11/06	at Kansas City										
11/13	vs. Houston										
11/20	at Detroit										
11/27	at Buffalo										
12/04	vs. Denver										
12/11	vs. Minnesota										
12/18	at Houston										
12/24	vs. Tennessee										
01/01	at Indianapolis										
2016 totals:		4	14	3.5	7	0	1	7	7.0	7	0

2015 GAME-BY-GAME STATISTICS

DATE	OPP	RUSHING					RECEIVING				
		NO	YDS	AVG	LG	TD	NO	YDS	AVG	LG	TD
09/13	vs. Carolina	5	19	3.8	6	0	2	26	13.0	15	0
09/20	vs. Miami	1	9	9.0	9	0	0	0	0.0	0	0
09/27	at New England										
10/04	at Indianapolis										
10/11	at Tampa Bay										
10/18	vs. Houston	7	19	2.7	4	0	3	19	6.3	9	0
10/25	vs. Buffalo	0	0	0.0	0	0	0	0	0.0	0	0
11/08	BYE WEEK										
11/08	at N.Y. Jets	1	2	2.0	2	0	0	0	0.0	0	0
11/15	at Baltimore	1	1	1.0	1	0	0	0	0.0	0	0
11/19	vs. Tennessee	7	27	3.9	10	0	0	0	0.0	0	0
11/29	vs. San Diego	3	23	7.7	19	0	1	9	9.0	9	0
12/06	at Tennessee	3	21	7.0	13	0	1	2	2.0	2	0
12/13	vs. Indianapolis	14	75	5.4	31	1	1	12	12.0	12	0
12/20	vs. Atlanta	14	28	2.0	9	0	8	46	5.8	13	0
12/27	at New Orleans	6	20	3.3	7	0	5	51	10.2	16	0
01/03	at Houston	5	9	1.8	9	0	0	0	0.0	0	0
2015 totals:		67	266	4.0	31	1	21	164	7.8	16	0

2014 GAME-BY-GAME STATISTICS

DATE	OPP	RUSHING					RECEIVING				
		NO	YDS	AVG	LG	TD	NO	YDS	AVG	LG	TD
09/07	at Philadelphia	3	8	2.7	6	0	1	3	3.0	3	0
09/14	at Washington	0	0	0.0	0	0	2	14	7.0	8	0
09/21	vs. Indianapolis	8	33	4.1	10	0	0	0	0.0	0	0
09/28	at San Diego	9	25	2.8	10	0	3	7	2.3	0	0
10/05	vs. Pittsburgh	3	6	2.0	6	0	2	-1	-0.5	1	0
10/12	at Tennessee	5	22	4.4	6	0	3	14	4.7	12	0
10/19	vs. Cleveland	22	127	5.8	20	1	0	0	0.0	0	0
10/26	vs. Miami	18	108	6.0	41	0	1	10	10.0	10	0
11/02	at Cincinnati	17	94	5.5	39	1	2	10	5.0	12	0
11/09	vs. Dallas	15	60	4.0	32	2	2	10	5.0	9	0
11/23	BYE WEEK										
11/23	at Indianapolis	14	25	1.8	9	0	4	47	11.8	19	0
11/30	vs. N.Y. Giants	11	44	4.0	17	0	3	10	3.3	7	0
12/07	vs. Houston	10	30	3.0	16	0	0	0	0.0	0	0
12/14	at Baltimore										
12/18	vs. Tennessee										
12/28	at Houston										
2014 totals:		135	582	4.3	41	4	23	124	5.4	19	0

2013 GAME-BY-GAME STATISTICS

DATE	OPP	RUSHING					RECEIVING				
		NO	YDS	AVG	LG	TD	NO	YDS	AVG	LG	TD
09/08	vs. Kansas City	2	1	0.5	1	0	0	0	0.0	0	0
09/15	at Oakland	1	0	0.0	0	0	0	0	0.0	0	0
09/22	at Seattle	2	-2	-2.0	-2	0	0	0	0.0	0	0
09/29	vs. Indianapolis	0	0	0.0	0	0	0	0	0.0	0	0
10/06	at St. Louis	0	0	0.0	0	0	0	0	0.0	0	0
10/13	at Denver	1	2	2.0	2	0	0	0	0.0	0	0
10/20	vs. San Diego	1	9	9.0	9	0	0	0	0.0	0	0
10/27	vs. San Francisco	4	15	3.8	7	0	0	0	0.0	0	0
11/10	BYE WEEK										
11/10	at Tennessee	4	3	0.8	2	0	0	0	0.0	0	0
11/17	vs. Arizona	0	0	0.0	0	0	0	0	0.0	0	0
11/24	at Houston	0	0	0.0	0	0	0	0	0.0	0	0
12/01	at Cleveland	0	0	0.0	0	0	0	0	0.0	0	0
12/05	vs. Houston	2	-1	-0.5	2	0	0	0	0.0	0	0
12/15	vs. Buffalo	2	28	14.0	24	0	0	0	0.0	0	0
12/22	vs. Tennessee	1	11	11.0	11	0	0	0	0.0	0	0
12/29	at Indianapolis	0	0	0.0	0	0	0	0	0.0	0	0
2013 totals:		20	66	3.3	24	0	0	0	0.0	0	0

PLAYER BIOS

69

TYLER SHATLEY

GUARD

6-3 305 LBS.

CLEMSON

BORN MAY 5, 1991

ICARD, NORTH CAROLINA

ACQ: ROOKIE FREE AGENT 2014

EXP: 3RD YEAR



TRANSACTIONS:

Originally signed by Jacksonville as an undrafted rookie on 5/12/14

PRO (Games played/started - 18/1)

- Has played in 18 games in three seasons with the team, primarily on special teams
- Was one of three undrafted rookies to make opening day roster in 2014

2016 (w/ JAX - 4/1)

- **9/11 vs. G.B.:** Played 11 snaps on special teams in team's season opener
- **9/18 at S.D.:** Saw action on special teams
- **9/25 vs. BAL:** Started at center and played in all 66 offensive snaps
- **10/2 vs. IND:** Played three snaps at guard and saw time on special teams

2015 (w/ JAX - 13/0)

- Saw action in 13 games, primarily on special teams

2014 (w/ JAX - 1/0)

- Earned spot on opening day roster after joining club as a rookie free agent
- Was inactive for 15 games
- **11/9 vs. DAL:** Made NFL debut and played RG for the entire second half

COLLEGE (at Clemson, 2009-13)

- Began his career as a fullback, before moving to the defensive line in 2010 and the offensive line in the spring of 2012
- Played in 51 games with 27 starts
- Started 25 games on offense over his final two seasons and registered 60 knock-downs on 1,776 snaps
- As a senior in 2013, was a team captain and earned third-team All-ACC honors
- As a junior in 2013, named a Strength & Conditioning All-American by the NSCA
- Graduated with a degree in civil engineering

PERSONAL

- Attended East Burke (Icard, N.C.) High School where he was the No. 3 rated FB in the nation by Tom Lemming
- Did not play on the offensive line in HS
- As a FB, had 2,000 rushing yards and 31 TDs in his junior and senior seasons
- Also served as the team's punter and averaged 40.7 yards per punt
- Full name is Christian Tyler Shatley
- Twitter handle is @tyler_shatley

PLAYER BIOS

55

DAN SKUTA



LINEBACKER

6-2 265 LBS.

GRAND VALLEY STATE

BORN APRIL 21, 1986

FLINT, MICHIGAN

ACQ: UNRESTRICTED FREE AGENT (SAN FRANCISCO) 2015

EXP: 8TH YEAR

TRANSACTIONS

Originally signed by Cincinnati as an undrafted rookie on 4/30/09 ... Waived on 9/5/09 ... Signed by Cincinnati to the practice squad on 9/6/09 ... Promoted to Cincinnati's 53-man roster on 10/8/09 ... Signed by San Francisco as an unrestricted free agent on 3/14/13 ... Signed by Jacksonville as an unrestricted free agent on 3/11/15

PRO (Games played/started - 102/33)

- Eighth-year OLB has spent time with Cincinnati and San Francisco before signing as an unrestricted free agent with Jacksonville on March 11, 2015
- Versatile athlete has appeared in games at OLB, MLB, DE and FB
- Has played in 101 games with 31 career starts
- Career totals include 136 tackles (96 solo), 7.0 sacks, five passes defended, nine QB hits, 11 tackles for loss, five forced fumbles and one fumble recovery
- Has seen action in six postseason games, totaling four tackles, including 2.0 sacks

2016 (w/ JAX - 3/2)

- **9/11 vs. G.B.:** Recorded one solo tackle at LB and played on special teams
- **9/18 at S.D.:** Started at OTTO and saw action at special teams
- **9/25 vs. BAL:** Started at OTTO and recorded one solo tackle while also seeing action on special teams
- **10/2 vs. IND:** Inactive (hip)

2015 (w/ JAX - 13/8)

- Played in 13 games with eight starts at OTTO in his first season with the Jaguars
- Made 37 tackles (31 solo), including three tackles for loss, 1.5 sacks, one pass defended and one forced fumble
- **9/13 vs. CAR:** Made six solo tackles, including 1.0 sack in Jaguars debut
- **10/4 at IND:** Made four tackles (three solo) and one forced fumble
- **10/18 vs. HOU:** Made two tackles (one solo), including a half-sack ... Added two special teams tackles
- **10/25 vs. BUF:** Made six solo tackles
- **12/27 at N.O.:** Started at OTTO and made four tackles (three solo)

2014 (w/ S.F. - 14/11)

- Started a career-high 11 of 14 games and had the best statistical season of his career
- Posted career-highs in tackles (27), sacks (5.0), QB hits (five), tackles for loss (five) and forced fumbles (three)
- **9/7 at DAL:** Started the season opener and totaled two tackles and one forced fumble
- **10/13 at STL:** Registered a career-high 2.0 sacks and forced one fumble
- **12/7 at OAK:** Started at LB and made a season-high five tackles (four solo), including 1.0 sack
- **12/14 at SEA:** Registered two tackles, including a sack in a second straight game
- **12/20 vs. S.D.:** Started at LB and posted a sack in a third straight game
- **12/28 vs. ARI:** Registered three tackles (one solo) in the season finale

2013 (w/ S.F. - 16/8)

- Played in all 16 games for the fourth consecutive season and made eight starts in his first season with San Francisco after signing as an unrestricted free agent
- Season totals included 22 tackles (15 solo), two passes defended, three QB hits, three tackles for loss and one fumble recovery
- **10/6 vs. HOU:** Posted three solo tackles, including one tackle for loss
- **10/27 at JAX:** Registered a career-high six solo tackles, including one tackle for loss and recovered a fumble and returned it 47 yards for a TD
- **11/10 vs. CAR:** Started at LB and made four tackles (two solo) and two passes defended
- **1/12 at CAR:** Posted his first career postseason sack in the Divisional Playoff Round
- **1/19 at SEA:** Registered a sack in his second straight postseason game in the NFC Championship game

2012 (w/ CIN - 16/0)

- Saw action in all 16 games for the third consecutive season
- Season totals included 10 tackles (five solo), one pass defended and 11 special teams tackles
- **12/30 vs. BAL:** Posted a season-high four tackles (one solo) in the season finale

2011 (w/ CIN - 16/3)

- Played in all 16 games for the second straight season and made three starts at MLB
- Season totals included 20 tackles (nine solo), 0.5 sacks, one forced fumble and 11

special teams tackles

- **9/25 vs. S.F.:** Posted four tackles (one solo) and made a half-sack, the first of his career
- **10/16 vs. IND:** Made his first start of the season at MLB and posted a season-high five tackles (two solo)

2010 (w/ CIN - 16/1)

- Saw action in all 16 games for the first time in his career and added one start
- Posted a career-high 15 special teams tackles
- **12/5 vs. N.O.:** Started the first game of his career at FB and matched his season-high of three special teams tackles

2009 (w/ CIN - 8/0)

- Played in eight games as a rookie after originally signing as an undrafted free agent
- **10/11 at BAL:** Made his NFL debut on after being promoted to the active roster from the team's practice squad on Oct. 8
- **1/9 vs. NYJ:** Made his postseason debut in the Wild Card Playoff Round and posted one special teams tackle

COLLEGE (at Grand Valley State, 2005-08)

- First-team All-America honors in NCAA Division II as a senior at Grand Valley State (Allendale, Mich.), and helped lead his teams to four-year record of 51-2, with two national titles
- Played DL and LB during his four seasons (2005-08)
- Posted 33.5 career sacks, the third-most in NCAA Division II history
- Team won by 24 or more points in 25 of his 53 career games
- Started his college career 40-0, going 13-0, 15-0 and 12-0 before losing in the 2007 NCAA Division II playoffs.

PERSONAL

- Attended Carman-Ainsworth (Mich.) High School where he was a two-way senior and tallied 116 tackles and rushed for 1,092 yards and 20 TDs
- Also lettered in baseball
- Twitter handle is @DSkuta51



REGULAR SEASON CAREER STATISTICS

YEAR	TEAM	GP/GS	TKL	SOLO	ASST	TFL	SACKS	FF	FR	INT	PD
2009	CIN	8/0	0	0	0	0	0.0	0	0	0	0
2010	CIN	16/1	2	0	2	0	0.0	0	0	0	0
2011	CIN	16/3	34	21	13	0	0.5	1	0	0	0
2012	CIN	16/0	12	6	6	0	0.0	0	0	0	1
2013	S.F.	16/8	22	15	7	3	0.0	0	1	0	2
2014	S.F.	14/11	27	21	6	5	5.0	3	0	0	1
2015	JAX	13/8	37	31	6	3	1.5	1	0	0	1
2016	JAX	3/2	2	2	0	0	0.0	0	0	0	0
NFL totals: 8 yrs.		102/33	136	96	40	11	7.0	5	1	0	5

Additional statistics: Special teams tackles: 73 over career; three in 2015, seven in 2014, seven in 2013, 17 in 2012, 13 in 2011, 16 in 2010 and 10 in 2009.



POSTSEASON CAREER STATISTICS

YEAR	TEAM	GP/GS	TKL	SOLO	ASST	SACKS	FF	FR	INT	PD
2009	CIN	1/0	0	0	0	0.0	0	0	0	0
2011	CIN	1/0	1	1	0	0.0	0	0	0	0
2012	CIN	1/0	1	1	0	0.0	0	0	0	0
2013	S.F.	3/0	2	2	0	2.0	0	0	0	0
NFL totals: 7 yrs.		6/0	4	4	0	2.0	0	0	0	0

Additional statistics: Special teams tackles: 3 over career; two in 2013, one in 2009.



CAREER HIGHS

	GAME	SEASON
Tackles:	9 (11/6/11 at TEN)	37 (2015)
Sacks:	2.0 (10/13/14 at STL)	5.0 (2014)
Forced fumbles:	1 (three times; last: 12/20/14 vs. S.D.)	3 (2014)
Fumble recoveries:	1 (10/27/13 at JAX)	1 (2013)
Passes defended:	2 (11/10/13 vs. CAR)	2 (2013)

PLAYER BIOS

2016 GAME-BY-GAME STATISTICS

DATE	OPP	TKL	SOLO	ASST	TFL	SACKS	ST	FF	FR	INT	PD
09/11	vs. Green Bay	1	1	0	0	0.0	0	0	0	0	0
09/18	at San Diego	0	0	0	0	0.0	0	0	0	0	0
09/25	vs. Baltimore	1	1	0	0	0.0	0	0	0	0	0
10/02	vs. Indianapolis					ina					
BYE WEEK											
10/16	at Chicago										
10/23	vs. Oakland										
10/27	at Tennessee										
11/06	at Kansas City										
11/13	vs. Houston										
11/20	at Detroit										
11/27	at Buffalo										
12/04	vs. Denver										
12/11	vs. Minnesota										
12/18	at Houston										
12/24	vs. Tennessee										
01/01	at Indianapolis										
2016 totals:		2	2	0	0	0.0	0	0	0	0	0

2015 GAME-BY-GAME STATISTICS

DATE	OPP	TKL	SOLO	ASST	TFL	SACKS	ST	FF	FR	INT	PD
09/13	vs. Carolina	6	6	0	1	1.0	1	0	0	0	0
09/20	vs. Miami	2	2	0	1	0.0	0	0	0	0	1
09/27	at New England	2	2	0	0	0.0	0	0	0	0	0
10/04	at Indianapolis	4	3	1	0	0.0	0	1	0	0	0
10/11	at Tampa Bay	3	3	0	1	0.0	0	0	0	0	0
10/18	vs. Houston	2	1	1	0	0.5	2	0	0	0	0
10/25	vs. Buffalo	6	6	0	0	0.0	0	0	0	0	0
BYE WEEK											
11/08	at N.Y. Jets	1	1	0	0	0.0	0	0	0	0	0
11/15	at Baltimore					ina					
11/19	vs. Tennessee	1	1	0	0	0.0	0	0	0	0	0
11/29	vs. San Diego					ina					
12/06	at Tennessee					ina					
12/13	vs. Indianapolis	1	1	0	0	0.0	0	0	0	0	0
12/20	vs. Atlanta	1	1	0	0	0.0	0	0	0	0	0
12/27	at New Orleans	4	3	1	0	0.0	0	0	0	0	0
01/03	at Houston	4	1	3	0	0.0	0	0	0	0	0
2015 totals:		37	31	6	3	1.5	3	1	0	0	1

2014 GAME-BY-GAME STATISTICS

DATE	OPP	TKL	SOLO	ASST	TFL	SACKS	FF	FR	INT	PD	
09/07	at Dallas	4	2	2	0	0.0	1	0	0	0	
09/14	vs. Chicago	3	1	2	0	0.0	0	0	0	0	
09/21	at Arizona	2	2	0	0	0.0	0	0	0	1	
09/28	vs. Philadelphia	2	1	1	0	0.0	0	0	0	0	
10/05	vs. Kansas City	4	2	2	0	0.0	0	0	0	0	
10/13	at St. Louis	4	3	1	2	2.0	1	0	0	0	
10/19	at Denver	2	0	2	0	0.0	0	0	0	0	
BYE WEEK											
11/02	vs. St. Louis	1	0	1	0	0.0	0	0	0	0	
11/09	at New Orleans					ina					
11/16	at N.Y. Giants					ina					
11/23	vs. Washington	0	0	0	0	0.0	0	0	0	0	
11/27	vs. Seattle	0	0	0	0	0.0	0	0	0	0	
12/07	at Oakland	7	4	3	1	1.0	0	0	0	0	
12/14	at Seattle	0	0	0	1	1.0	0	0	0	0	
12/20	vs. San Diego	3	2	1	1	1.0	1	0	0	0	
12/28	vs. Arizona	3	2	1	0	0.0	0	0	0	0	
2014 totals:		35	19	16	5	5.0	3	0	0	1	

Additional statistics: seven special teams tackles

2013 GAME-BY-GAME STATISTICS

DATE	OPP	TKL	SOLO	ASST	TFL	SACKS	FF	FR	INT	PD	
09/08	vs. Green Bay	0	0	0	0	0.0	0	0	0	0	
09/15	at Seattle	1	0	1	0	0.0	0	0	0	0	
09/22	vs. Indianapolis	0	0	0	0	0.0	0	0	0	0	
09/26	at St. Louis	2	2	0	0	0.0	0	0	0	0	
10/06	vs. Houston	4	3	1	0	0.0	0	0	0	0	
10/13	vs. Arizona	1	0	1	0	0.0	0	0	0	0	
10/20	at Tennessee	1	0	1	0	0.0	0	0	0	0	
10/27	at Jacksonville	8	6	2	0	0.0	0	1	0	0	
BYE WEEK											
11/10	vs. Carolina	3	2	1	0	0.0	0	0	0	2	
11/17	at New Orleans	5	2	3	0	0.0	0	0	0	0	
11/25	at Washington	2	1	1	0	0.0	0	0	0	0	
12/01	vs. St. Louis	2	0	2	0	0.0	0	0	0	0	
12/08	vs. Seattle	1	1	0	0	0.0	0	0	0	0	
12/15	at Tampa Bay	0	0	0	0	0.0	0	0	0	0	
12/23	vs. Atlanta	2	0	2	0	0.0	0	0	0	0	
12/29	at Arizona	2	1	1	0	0.0	0	0	0	0	
2013 totals:		34	18	16	0	0.0	0	1	0	2	

01/05	at Green Bay	0	0	0	0	0.0	0	0	0	0
01/12	at Carolina	2	2	0	1	1.0	0	0	0	0
01/19	at Seattle	3	1	2	1	1.0	0	0	0	0
Postseason totals:		5	3	2	2	2.0	0	0	0	0

2012 GAME-BY-GAME STATISTICS

DATE	OPP	TKL	SOLO	ASST	TFL	SACKS	FF	FR	INT	PD	
09/10	at Baltimore	2	1	1	0	0.0	0	0	0	0	
09/16	vs. Cleveland	0	0	0	0	0.0	0	0	0	0	
09/23	at Washington	0	0	0	0	0.0	0	0	0	0	
09/30	at Jacksonville	0	0	0	0	0.0	0	0	0	0	
10/07	vs. Miami	1	0	1	0	0.0	0	0	0	0	
10/14	at Cleveland	2	1	1	0	0.0	0	0	0	0	
10/21	vs. Pittsburgh	1	1	0	0	0.0	0	0	0	0	
BYE WEEK											
11/04	vs. Denver	0	0	0	0	0.0	0	0	0	0	
11/11	vs. N.Y. Giants	1	1	0	0	0.0	0	0	0	0	
11/18	at Kansas City	0	0	0	0	0.0	0	0	0	0	
11/25	vs. Oakland	0	0	0	0	0.0	0	0	0	0	
12/02	at San Diego	0	0	0	0	0.0	0	0	0	0	
12/09	vs. Dallas	1	1	0	0	0.0	0	0	0	0	
12/13	at Philadelphia	0	0	0	0	0.0	0	0	0	0	
12/23	at Pittsburgh	0	0	0	0	0.0	0	0	0	0	
12/30	vs. Baltimore	0	0	0	0	0.0	0	0	0	1	
2012 totals:		12	6	6	0	0.0	0	0	0	1	

01/05	at Houston	2	2	0	0	0.0	0	0	0	0
Postseason totals:		2	2	0	0	0.0	0	0	0	0

2011 GAME-BY-GAME STATISTICS

DATE	OPP	TKL	SOLO	ASST	TFL	SACKS	FF	FR	INT	PD	
09/10	at Baltimore	2	1	1	0	0.0	0	0	0	0	
09/16	vs. Cleveland	0	0	0	0	0.0	0	0	0	0	
09/23	at Washington	0	0	0	0	0.0	0	0	0	0	
09/30	at Jacksonville	0	0	0	0	0.0	0	0	0	0	
10/07	vs. Miami	1	0	1	0	0.0	0	0	0	0	
10/14	at Cleveland	2	1	1	0	0.0	0	0	0	0	
10/21	vs. Pittsburgh	1	1	0	0	0.0	0	0	0	0	
BYE WEEK											
11/04	vs. Denver	0	0	0	0	0.0	0	0	0	0	
11/11	vs. N.Y. Giants	1	1	0	0	0.0	0	0	0	0	
11/18	at Kansas City	0	0	0	0	0.0	0	0	0	0	
11/25	vs. Oakland	0	0	0	0	0.0	0	0	0	0	
12/02	at San Diego	0	0	0	0	0.0	0	0	0	0	
12/09	vs. Dallas	1	1	0	0	0.0	0	0	0	0	
12/13	at Philadelphia	0	0	0	0	0.0	0	0	0	0	
12/23	at Pittsburgh	0	0	0	0	0.0	0	0	0	0	
12/30	vs. Baltimore	0	0	0	0	0.0	0	0	0	1	
2011 totals:		12	6	6	0	0.0	0	0	0	1	

01/05	at Houston	2	2	0	0	0.0	0	0	0	0
Postseason totals:		2	2	0	0	0.0	0	0	0	0

PLAYER BIOS



2010 GAME-BY-GAME STATISTICS

DATE	OPP	TKL	SOLO	ASST	TFL	SACKS	FF	FR	INT	PD
09/12	at New England	0	0	0	0	0.0	0	0	0	0
09/19	vs. Baltimore	0	0	0	0	0.0	0	0	0	0
09/26	at Carolina	0	0	0	0	0.0	0	0	0	0
10/03	at Cleveland	0	0	0	0	0.0	0	0	0	0
10/10	vs. Tampa Bay	0	0	0	0	0.0	0	0	0	0
BYE WEEK										
10/24	at Atlanta	0	0	0	0	0.0	0	0	0	0
10/31	vs. Miami	0	0	0	0	0.0	0	0	0	0
11/08	vs. Pittsburgh	0	0	0	0	0.0	0	0	0	0
11/14	at Indianapolis	0	0	0	0	0.0	0	0	0	0
11/21	vs. Buffalo	0	0	0	0	0.0	0	0	0	0
11/25	at N.Y. Jets	0	0	0	0	0.0	0	0	0	0
12/05	vs. New Orleans	0	0	0	0	0.0	0	0	0	0
12/12	at Pittsburgh	0	0	0	0	0.0	0	0	0	0
12/19	vs. Cleveland	0	0	0	0	0.0	0	0	0	0
12/26	vs. San Diego	2	0	2	0	0.0	0	0	0	0
01/02	at Baltimore	0	0	0	0	0.0	0	0	0	0
2010 totals:		2	0	2	0	0.0	0	0	0	0



2009 GAME-BY-GAME STATISTICS

DATE	OPP	TKL	SOLO	ASST	TFL	SACKS	FF	FR	INT	PD
09/13	vs. Denver					ps				
09/20	at Green Bay					ps				
09/27	vs. Pittsburgh					ps				
10/04	at Cleveland					ps				
10/11	at Baltimore	0	0	0	0	0.0	0	0	0	0
10/18	vs. Houston	0	0	0	0	0.0	0	0	0	0
10/25	vs. Chicago	0	0	0	0	0.0	0	0	0	0
BYE WEEK										
11/08	vs. Baltimore	0	0	0	0	0.0	0	0	0	0
11/15	at Pittsburgh	0	0	0	0	0.0	0	0	0	0
11/22	at Oakland	0	0	0	0	0.0	0	0	0	0
11/29	vs. Cleveland	0	0	0	0	0.0	0	0	0	0
12/06	vs. Detroit	0	0	0	0	0.0	0	0	0	0
12/13	at Minnesota	0	0	0	0	0.0	0	0	0	0
12/20	at San Diego	0	0	0	0	0.0	0	0	0	0
12/27	vs. Kansas City	0	0	0	0	0.0	0	0	0	0
01/03	at N.Y. Jets	0	0	0	0	0.0	0	0	0	0
2009 totals:		0	0	0	0	0.0	0	0	0	0

PLAYER BIOS

98

CHRIS SMITH

DEFENSIVE END

6-1 270 LBS.


ARKANSAS

BORN FEBRUARY 11, 1992

MOUNT ULLA, NORTH CAROLINA

ACQ: 5TH ROUND OF 2014 DRAFT (159TH)

EXP: 3RD YEAR



TRANSACTIONS

Originally drafted by Jacksonville in the fifth round (159th overall) of the 2014 draft

PRO (Games played/started - 14/0)

- Second-year DE was a fifth-round draft pick in 2014
- Has played in 14 games and totaled 17 tackles (11 solo), 4.5 sacks, three tackles for loss, four QB hits, one forced fumble and one pass defended

2016 (w/ JAX - 1/0)

- **9/11 vs. G.B.:** Inactive
- **9/18 at S.D.:** Inactive
- **9/25 vs. BAL:** Inactive
- **10/2 vs. IND:** Recorded two solo tackles, 1.0 sack and a tackle for a loss in 14 defensive snaps played

2015 (w/ JAX - 6/0)

Saw action in six games at DT and totaled 10 tackles (eight solo), including one tackle for loss, one pass defended and 0.5 sack

- **9/13 vs. CAR:** Made a career-high four solo tackles, including one tackle for loss and one pass defended
- **9/20 vs. MIA:** Made two tackles (one solo)
- **9/27 at N.E.:** Recorded 0.5 sacks on Patriots QB **Tom Brady**

2014 (w/ JAX - 7/0)

Appeared in seven games as a rookie ... Finished with three sacks along with five tackles ... Made opening day roster but was waived on Sept. 13 and signed to practice squad on Sept. 15 ... Promoted to 53-man roster on Oct. 20

- **10/26 vs. MIA:** Made NFL debut and saw action on special teams
- **11/2 at CIN:** Split a sack with DE **Ryan Davis** on the Bengals first possession, the first sack of his career
- **11/23 at IND:** Sacked QB **Andrew Luck** in the first quarter and forced a fumble that was recovered by DT **Sen'Derrick Marks**
- **12/7 vs. HOU:** Split a sack with Marks on the Texans' first possession and had two QB hits
- **12/18 vs. TEN:** Totaled two solo tackles and one sack of QB **Charlie Whitehurst**

COLLEGE (at Arkansas, 2010-13)

- Four-year letterman
- Appeared in 43 games with 27 starts, 15 at strong-side DE and 12 on the weak-side
- Started final 24 games of his career
- Career totals include 122 tackles (64 solo), 21.5 sacks, 30.5 tackles for loss and 20 QB pressures
- One of five players in school history with 20-plus sacks
- Was enrolled in Fulbright College of Arts and Sciences

PERSONAL

- Son of Sherry and William Smith
- Attended West Rowan (Mount Ulla, N.C.) High School, where he played for head coach Scott Young
- Led team to back-to-back state championships including 30 straight victories
- Over his junior and senior season, compiled more than 200 tackles and 48 sacks
- Twitter handle is @98ChrisSmith

REGULAR SEASON CAREER STATISTICS

YEAR	TEAM	GP/GS	TKL	SOLO	ASST	TFL	SACKS	ST	FF	FR	INT	PD
2014	JAX	7/0	5	3	2	1	3.0	0	1	0	0	0
2015	JAX	6/0	10	8	2	1	0.5	0	0	0	0	1
2016	JAX	1/0	2	2	0	1	1.0	0	0	0	0	0
NFL totals: 3 yrs.		14/0	17	13	4	3	4.5	0	1	0	0	1

CAREER HIGHS

	GAME	SEASON
Tackles:	4 (9/13/15 vs. CAR)	10 (2015)
Sacks:	1.0 (twice; last: 12/18/14 vs. TEN)	3.0 (2014)
Forced fumbles:	1 (11/23/14 vs. IND)	1 (2014)
Passes defended:	1 (9/13/15 vs. CAR)	1 (2015)

2016 GAME-BY-GAME STATISTICS

DATE	OPP	TKL	SOLO	ASST	TFL	SACKS	ST	FF	FR	INT	PD
09/11	vs. Green Bay					ina					
09/18	at San Diego					ina					
09/25	vs. Baltimore					ina					
10/02	vs. Indianapolis	2	2	0	1	1.0	0	0	0	0	0
BYE WEEK											
10/16	at Chicago										
10/23	vs. Oakland										
10/27	at Tennessee										
11/06	at Kansas City										
11/13	vs. Houston										
11/20	at Detroit										
11/27	at Buffalo										
12/04	vs. Denver										
12/11	vs. Minnesota										
12/18	at Houston										
12/24	vs. Tennessee										
01/01	at Indianapolis										
2016 totals:		2	2	0	1	1.0	0	0	0	0	0

2015 GAME-BY-GAME STATISTICS

DATE	OPP	TKL	SOLO	ASST	TFL	SACKS	ST	FF	FR	INT	PD
09/13	vs. Carolina	4	4	0	1	0.0	0	0	0	0	1
09/20	vs. Miami	2	1	1	0	0.0	0	0	0	0	0
09/27	at New England	1	0	1	0	0.5	0	0	0	0	0
10/04	at Indianapolis					ina					
10/11	at Tampa Bay					ina					
10/18	vs. Houston					ina					
10/25	vs. Buffalo					ina					
BYE WEEK											
11/08	at N.Y. Jets					ina					
11/15	at Baltimore					ina					
11/19	vs. Tennessee					ina					
11/29	vs. San Diego	1	1	0	0	0.0	0	0	0	0	0
12/06	at Tennessee					ina					
12/13	vs. Indianapolis	2	2	0	0	0.0	0	0	0	0	0
12/20	vs. Atlanta	0	0	0	0	0.0	0	0	0	0	0
12/27	at New Orleans					ina					
01/03	at Houston					ina					
2015 totals:		10	8	2	1	0.5	0	0	0	0	1

2014 GAME-BY-GAME STATISTICS

DATE	OPP	TKL	SOLO	ASST	TFL	SACKS	ST	FF	FR	INT	PD
09/07	at Philadelphia					ina					
09/14	at Washington					--					
09/21	vs. Indianapolis					ps					
09/28	at San Diego					ps					
10/05	vs. Pittsburgh					ps					
10/12	at Tennessee					ps					
10/19	vs. Cleveland					ps					
10/26	vs. Miami	0	0	0	0	0.0	0	0	0	0	0
11/02	at Cincinnati	1	0	1	0	0.5	0	0	0	0	0
11/09	vs. Dallas	0	0	0	0	0.0	0	0	0	0	0
BYE WEEK											
11/23	at Indianapolis	1	1	0	0	1.0	0	1	0	0	0
11/30	vs. N.Y. Giants					ina					
12/07	vs. Houston	1	0	1	0	0.5	0	0	0	0	0
12/14	at Baltimore	0	0	0	0	0.0	0	0	0	0	0
12/18	vs. Tennessee	2	2	0	1	1.0	0	0	0	0	0
01/03	at Houston					ina					
2014 totals:		5	3	2	1	3.0	0	1	0	0	0

PLAYER BIOS

50

TELVIN SMITH

LINEBACKER

6-3 223 LBS.

FLORIDA STATE

BORN APRIL 11, 1991

VALDOSTA, GEORGIA

ACQ: 5TH ROUND OF 2014 DRAFT (144TH)

EXP: 3RD YEAR



- Added four fumble recoveries and two forced fumbles
- Had 10 passes defended and four INTs, three returned for TDs
- Started all 14 games as a senior and tallied a team-high 90 tackles (61 solo), three INTs, 9.5 tackles for loss, two sacks, two fumble recoveries and four passes defended
- Recorded three INTs and tied the school single-season record with three returned for TDs
- First-team All-ACC selection by the league's coaches, ESPN.com and The Sporting News
- Majored in sports administration

PERSONAL

- Attended Lowndes High School in Georgia
- Received four-star ranking from Rivals.com and a three-star rating from Scout.com
- Super Prep All-State selection
- Registered 109 tackles (84 solo) as a senior with a pair of INTs
- Recorded 97 tackles, 16 tackles for loss and two INTs as a junior, leading team to Class 5A championship
- Played in the Georgia Athletic Coaches Association North/South All-Star Classic
- Twitter handle is @TelvinSmith_22

TRANSACTIONS

Originally drafted by Jacksonville in the fifth round (144th overall) of the 2014 draft

PRO (Games played/started - 34/28)

- Third-year LB who has played in 34 games with 28 starts
- Totals include 28 tackles for loss, 13 passes defended, three forced fumbles, two fumble recoveries and two INTs
- His streak of 20 straight games with six-plus tackles is also the NFL's longest active streak

2016 (w/ JAX - 4/4)

- **9/11 vs. G.B.:** Made his 25th career start at WLB and tallied eight tackles (six solo), including two tackles for loss
- **9/18 at S.D.:** Started at WLB and made nine tackles (seven solo), including two tackles for loss
- **9/25 vs. BAL:** Started at WLB and had seven tackles (six solo), including one tackle for a loss and two passes defended
- **10/2 vs. IND:** Recorded a team-high eight solo tackles and also had a tackle for a loss

2015 (w/ JAX - 14/14)

Played and started in 14 games at WLB in his second season with the Jaguars ... Finished second on the team with 128 tackles, the most in the NFL by a player in his first or second season ... Added seven passes defended, the second-most on the team

- **9/13 vs. CAR:** Recorded nine tackles (seven solo) and three tackles for loss
- **9/20 vs. MIA:** Led the team with nine tackles (six solo) and recorded one pass defended
- **9/27 at N.E.:** Recorded 11 tackles (seven solo) in team's road opener
- **10/4 at IND:** Made eight tackles (six solo) and 0.5 sacks
- **10/11 at T.B.:** Recorded 14 tackles (13 solo) and one tackle for loss
- **10/25 vs. BUF:** Made a team-high nine tackles (eight solo), including two tackles for loss and three passes defended ... Recorded his first career TD, intercepting QB **E.J. Manuel** and returning it 26 yards for the second-quarter score
- **11/8 at NYJ:** Made seven tackles (five solo), including two passes defended, one forced fumble and a tackle for loss
- **11/15 at BAL:** Led the team with 12 tackles (five solo)
- **12/6 at TEN:** Registered nine tackles (seven solo), two sacks, including one sack-fumble ... First Jaguars LB with multiple sacks in a single game since **Paul Posluszny** registered 2.0 sacks in Week 17 of the 2012 season and is just the sixth linebacker in franchise history to accomplish the feat, joining **Posluszny**, **Mike Peterson**, **Akin Ayodele**, **Kevin Hardy** (two games with multiple sacks) and **Brant Boyer** (two games with multiple sacks)
- **12/13 vs. IND:** Started at WLB and made nine tackles (eight solo), including one tackle for loss ... Added one pass defended

2014 (w/ JAX - 16/10)

Appeared in all 16 games and made 10 starts at LB ... Ranked second on team with 99 tackles (68 solo) and nine tackles for loss ... Had a team-high two fumble recoveries along with four passes defended, one QB hit and one forced fumble ... Ranked third among all NFL rookies in tackles

- **9/7 at PHI:** Made NFL debut and posted three solo tackles with one stop for loss
- **9/14 at WAS:** Produced four tackles (two solo) including his first career sack: QB **Kirk Cousins** for an 11-yard loss in the fourth quarter
- **10/19 vs. CLE:** Named AFC Defensive Player of the Week after producing a sack/forced fumble, interception and two passes defended ... Registered a sack/forced fumble of QB **Brian Hoyer** in the third quarter and the ball was recovered by **Paul Posluszny** ... With 5:21 remaining in the game, Smith picked off Hoyer and returned it 15 yards to set up a Jaguars TD
- **11/23 at IND:** Started at LB and paced the team with 12 tackles (nine solo) along with two fumble recoveries and two tackles for loss ... Recovered an **Andrew Luck** fumble in the first quarter and a **Dan Herron** fumble in the second quarter
- **11/30 vs. NYG:** Started at LB and had double-digit tackles for the second straight game, finishing with 10 stops (eight solo)
- **12/18 vs. TEN:** Compiled a then career-high 15 tackles (10 solo) including one for loss
- **12/28 at HOU:** Registered a career-high 16 tackles (11 solo) in the season-finale

COLLEGE (at Florida State, 2010-13)

- Appeared in 54 games with 15 starts
- Totaled 214 tackles (139 solo) with seven sacks, 29 tackles for loss and six QB pressures

REGULAR SEASON CAREER STATISTICS

YEAR	TEAM	GP/GS	TKL	SOLO	ASST	TFL	SACKS	ST	FF	FR	PD	INT
2014	JAX	16/10	99	68	31	9	2.0	4	1	2	4	1
2015	JAX	14/14	128	99	29	13	2.5	0	2	0	7	1
2016	JAX	4/4	32	27	5	6	0.0	0	0	0	2	0
NFL totals: 3 yrs.		34/28	259	194	65	28	4.5	4	3	2	13	2

CAREER HIGHS

	GAME	SEASON
Tackles:	16 (12/28/14 at HOU)	128 (2015)
Tackles for loss:	3 (9/13/15 vs. CAR)	13 (2015)
Sacks:	2.0 (12/6/15 at TEN)	2.5 (2015)
Forced fumbles:	1 (three times; last: 12/6/15 at TEN)	2 (2015)
Fumble recoveries:	2 (11/23/14 at IND)	2 (2014)
Passes defended:	3 (10/25/15 vs. BUF)	7 (2015)
Interceptions:	1 (two times; last: 10/25/15 vs. BUF)	1 (2014 & 2015)

2016 GAME-BY-GAME STATISTICS

DATE	GAME	TKL	SOLO	ASST	TFL	SACKS	ST	FF	FR	PD	INT
09/11	vs. Green Bay	8	6	2	2	0.0	0	0	0	0	0
09/18	at San Diego	9	7	2	2	0.0	0	0	0	0	0
09/25	vs. Baltimore	7	6	1	1	0.0	0	0	0	2	0
10/02	vs. Indianapolis	8	8	0	1	0.0	0	0	0	0	0
	BYE WEEK										
10/16	at Chicago										
10/23	vs. Oakland										
10/27	at Tennessee										
11/06	at Kansas City										
11/13	vs. Houston										
11/20	at Detroit										
11/27	at Buffalo										
12/04	vs. Denver										
12/11	vs. Minnesota										
12/18	at Houston										
12/24	vs. Tennessee										
01/01	at Indianapolis										
2016 totals:		32	27	5	6	0.0	0	0	0	2	0

2015 GAME-BY-GAME STATISTICS

DATE	GAME	TKL	SOLO	ASST	TFL	SACKS	ST	FF	FR	PD	INT
09/13	vs. Carolina	9	7	2	3	0.0	0	0	0	0	0
09/20	vs. Miami	9	6	3	0	0.0	0	0	0	1	1
09/27	at New England	11	7	4	0	0.0	0	0	0	0	0
10/04	at Indianapolis	9	5	4	1	0.5	0	0	0	0	0
10/11	at Tampa Bay	14	13	1	1	0.0	0	0	0	0	0
10/18	vs. Houston	7	7	0	1	0.0	0	0	0	0	0
10/25	vs. Buffalo	9	8	1	2	0.0	0	0	0	3	1
	BYE WEEK										
11/08	at N.Y. Jets	8	6	2	1	0.0	0	1	0	2	0
11/15	at Baltimore	12	5	7	0	0.0	0	0	0	0	0
11/19	vs. Tennessee	9	8	1	1	0.0	0	0	0	0	0
11/29	vs. San Diego	7	6	1	0	0.0	0	0	0	0	0
12/06	at Tennessee	9	7	2	1	2.0	0	1	0	0	0
12/13	vs. Indianapolis	9	8	1	1	0.0	0	0	0	1	0
12/20	vs. Atlanta	6	6	0	1	0.0	0	0	0	0	0
12/27	at New Orleans										
01/03	at Houston										
2015 totals:		128	99	29	13	2.5	0	2	0	7	1

PLAYER BIOS




2014 GAME-BY-GAME STATISTICS

DATE	GAME	TKL	SOLO	ASST	TFL	SACKS	ST	FF	FR	PD	INT
09/07	at Philadelphia	3	3	0	1	0.0	0	0	0	0	0
09/14	at Washington	4	2	2	1	1.0	0	0	0	0	0
09/21	vs. Indianapolis	3	2	1	0	0.0	0	0	0	0	0
09/28	at San Diego	1	1	0	0	0.0	0	0	0	0	0
10/05	vs. Pittsburgh	4	2	2	0	0.0	0	0	0	0	0
10/12	at Tennessee	2	2	0	0	0.0	0	0	0	0	0
10/19	vs. Cleveland	4	3	1	1	1.0	0	1	0	2	1
10/26	vs. Miami	5	2	3	0	0.0	0	0	0	1	0
11/02	at Cincinnati	7	5	2	0	0.0	0	0	0	0	0
11/09	vs. Dallas	3	3	0	1	0.0	0	0	0	0	0
	BYE WEEK										
11/23	at Indianapolis	12	9	3	2	0.0	0	0	2	0	0
11/30	vs. N.Y. Giants	10	9	2	0	0.0	0	0	0	0	0
12/07	vs. Houston	5	4	1	2	0.0	0	0	0	1	0
12/14	at Baltimore	5	1	4	0	0.0	0	0	0	0	0
12/18	vs. Tennessee	15	10	5	1	0.0	0	0	0	0	0
12/28	at Houston	16	11	5	0	0.0	0	0	0	0	0
2014 totals:		99	68	31	9	2.0	0	1	2	4	1

PLAYER BIOS

87

NEAL STERLING



TIGHT END

6-4 235 LBS.

MONMOUTH

BORN JANUARY 14, 1992

BELMAR, NEW JERSEY

ACQ: 7TH ROUND OF 2015 DRAFT (220TH)

EXP: 2ND YEAR

TRANSACTIONS

Originally drafted by Jacksonville in the fifth round (144th overall) of the 2014 draft ... Waived on 9/5/15 ... Signed to the practice squad on 9/6/15 ... Promoted to the active roster on 10/20/15

PRO (Games played/started - 13/0)

- First player selected from Monmouth in Jaguars draft history
- Second player from Monmouth selected in the NFL Draft
- Switched from WR to TE prior to the 2016 season

2016 (w/ JAX - 4/0)

- **9/11 vs. G.B.:** Played 18 snaps on special teams
- **9/18 at S.D.:** Lined up at WR and saw action on special teams
- **9/25 vs. BAL.:** Contributed on special teams and lined up at WR
- **10/2 vs. IND:** Recorded his first career reception, a 10-yard pass from QB **Blake Bortles**

2015 (w/ JAX - 9/0)

- Spent the first six weeks of his rookie season on the practice squad before promotion to the active roster
- Played in nine games on special teams

COLLEGE (at Monmouth, 2010-14)

- Career totals include 212 receptions, 2,615 yards and 22 touchdowns in 43 career games
- Finished his career as the most decorated Monmouth wide receiver since Miles Austin, finishing in the top three in every Monmouth receiving record
- Became the school's all-time leader in receptions in Monmouth's second-to-last game of his senior season against top-ranked Coastal Carolina
- Majored in health studies and physical education

PERSONAL

- Played wide receiver and safety under coach Pete Cahill at Manasquan (N.J.) High School
- Helped lead the Warriors to a 9-3 record and a National-Division Championship
- Earned First Team All-Shore Conference, All-Monmouth County and All-Division honors at WR in 2009
- Member of National Honor Society
- Son of Michael and Tina Sterling

REGULAR SEASON CAREER STATISTICS

YEAR	TEAM	GP/GS	RECs	YDS	AVG.	LG	TD
2015	JAX	9/0	0	0	0.0	0	0
2016	JAX	4/0	0	0	0.0	0	0
2016 totals: 2 yrs.		13/0	0	0	0.0	0	0

2016 GAME-BY-GAME STATISTICS

DATE	OPP	RECs	YDS	AVG.	LG	TD
09/11	vs. Green Bay	0	0	0.0	0	0
09/18	at San Diego	0	0	0.0	0	0
09/25	vs. Baltimore	0	0	0.0	0	0
10/02	vs. Indianapolis	1	10	10.0	10	0
BYE WEEK						
10/16	at Chicago					
10/23	vs. Oakland					
10/27	at Tennessee					
11/06	at Kansas City					
11/13	vs. Houston					
11/20	at Detroit					
11/27	at Buffalo					
12/04	vs. Denver					
12/11	vs. Minnesota					
12/18	at Houston					
12/24	vs. Tennessee					
01/01	at Indianapolis					
2016 totals:		1	10	10.0	10	0

PLAYER BIOS

80 JULIUS THOMAS



TIGHT END

6-5 260 LBS.


PORTLAND STATE

BORN JUNE 27, 1988

STOCKTON, CALIFORNIA

ACQ: UNRESTRICTED FREE AGENT (DENVER) 2015

EXP: 6TH YEAR



TRANSACTIONS

Originally drafted by Denver in the fourth round (129th overall) of the 2011 draft ... Signed by Jacksonville as an unrestricted free agent on 3/11/15

PRO (Games played/started - 51/38, 4/3)

- Sixth-year TE has appeared in 51 career games with 38 starts
- Spent first four seasons with Denver after being selected in the fourth round of 2011 draft
- Career totals include 165 receptions for 1,880 yards (11.4 avg.) and 30 TDs
- Two-time Pro Bowl selection (2013, 2014)
- Has 30 receiving TDs in the last three seasons (2013-15), the most by an NFL TE during that span
- Became the first TE in NFL history to register 12-plus TDs in consecutive seasons (2013-14)
- Has posted 100+ receiving yards in four games, multiple TDs in six games and five-plus catches in 14 games

2016 (w/ JAX - 3/3)

- **9/11 vs. G.B.:** Made five catches for 64 yards, including a 22-yard TD
- **9/18 at S.D.:** Had four catches for 71 yards (17.8 rec. avg.)
- **9/25 vs. BAL:** Started at TE and recorded two receptions for 13 yards
- **10/2 vs. IND:** Inactive (elbow)

2015 (w/ JAX - 12/10)

Missed the first four games of the season due to a thumb injury ... Played in 12 games with 10 starts and caught 46 passes for 455 yards (9.9 rec. avg.) and five TDs ... Caught a TD in four consecutive games between 11/19 and 12/13, the longest streak by a Jaguars TE since **Mercedes Lewis** from 12/1/13 - 12/22/13

- **10/11 at T.B.:** Made his Jaguars debut, recording two catches for 20 yards (10.0 avg.)
- **10/18 vs. HOU:** Made his first start as a Jaguar, making seven receptions for 78 yards (11.1 rec. avg.) and his first TD as a Jaguar
- **11/19 vs. TEN:** Had five receptions for 28 yards (5.6 rec. avg.) and a game-winning 5-yard TD reception in the fourth quarter
- **11/29 vs. S.D.:** Had a career-high-tying nine receptions for a season-high 116 yards (12.9 rec. avg.) and one TD
- **12/6 at TEN:** Posted two receptions for 15 yards (7.5 rec. avg.) and one TD

2014 (w/ DEN - 13/10, 1/0)

Missed three games with an ankle injury ... Season totals included 43 receptions for 489 yards (11.4 rec. avg.) and team-high 12 TDs ... Earned his second consecutive Pro Bowl selection

- **10/5 vs. ARI:** Caught Denver QB Peyton Manning's historic 500th TD pass in the first quarter
- **10/12 at NYJ:** Caught two TDs, increasing his season total to nine receiving TDs through five games, tied for the most in NFL history (most-ever by an NFL TE)
- **11/9 at OAK:** Made his 100th career reception and caught his final two TDs
- **1/11/15 vs. IND:** Registered six receptions for 53 yards (8.8 rec. avg.) in the Broncos' 24-13 loss on in the AFC Divisional Playoff round

2013 (w/ DEN - 14/14, 3/3)

Started 14 games and finished with 65 catches for 788 yards (12.1 rec. avg.) and a career-high 12 TDs ... Earned his first Pro Bowl selection ... Had at least one TD in 10 of 16 games

- **9/5 vs. BAL:** Opened the season with five receptions for 110 yards and two TDs, posting his first career 100-yard receiving game
- **10/6 at DAL:** Set career highs in receptions (nine) and receiving yards (122) and added two receiving TDs
- **11/10 at S.D.:** Caught a 74-yard TD pass
- **12/22 at HOU:** Caught Peyton Manning's record-breaking 51st TD pass on a 25-yard completion, finishing with six receptions for 78 yards (13.0 rec. avg.)
- **1/12/14 vs. S.D.:** Led the team with 76 receiving yards on six receptions (12.7 rec. avg.) in his postseason debut in the AFC Divisional Playoff game
- **1/19 vs. N.E.:** Led team with eight receptions for 85 yards (10.6 rec. avg.) in the AFC Championship game

2012 (w/ DEN - 4/0)

Appeared in the first four games of the season before being declared a game day inactive for the remainder of the season with an ankle injury

2011 (w/ DEN - 5/1)

Saw action in five games with one start as a rookie

- **9/18 vs. CIN:** Made first career reception for five yards

COLLEGE (at Portland State, 2007-10)

- Played one season of collegiate football during his senior season
- Named first-team All-Big Sky Conference after starting 10 of 11 games and posting 29 receptions for 453 yards (15.6 rec. avg.) and two TDs as a senior
- Participated in the East-West Shrine Game following his senior season and caught a five-yard TD and two-point conversion for the West team
- Four-year letterman for Portland State's basketball team
- Led basketball team to its first two appearances in the NCAA tournament (2008, 2009) in school history
- Finished as the program's all-time leader in games played (121), career wins (78) and field goal pct. (.663)
- Graduated with a degree in business administration

PERSONAL

- Attended Tokay (Lodi, Calif.) High School
- Was a standout power forward and center on the school's basketball team
- Led team to a 25-9 overall record and a San Joaquin Section title during his senior year when he was named co-player of the Year by The Record (San Joaquin)
- Twitter handle is @Julius_Thomas

REGULAR SEASON CAREER STATISTICS							
YEAR	TEAM	GP/GS	NO	YDS	AVG	LG	TD
2011	DEN	5/1	1	5	5.0	5	0
2012	DEN	4/0	0	0	0.0	0	0
2013	DEN	14/14	65	788	12.1	74t	12
2014	DEN	13/10	43	489	11.4	35t	12
2015	JAX	12/10	46	455	9.9	34	5
2016	JAX	3/3	11	148	13.5	24	1
NFL totals: 6 yrs.		51/38	165	1,880	11.4	74t	30

POSTSEASON CAREER STATISTICS							
YEAR	TEAM	GP/GS	NO	YDS	AVG	LG	TD
2013	DEN	3/3	18	188	10.4	37	0
2014	DEN	1/0	6	53	8.8	32	0
NFL totals: 6 yrs.		4/3	24	241	10.0	37	0

CAREER HIGHS		
	GAME	SEASON
Receptions:	9 (twice, last: 11/29/15 vs. S.D.)	65 (2013)
Receiving yards:	122 (10/6/13 at DAL)	788 (2013)
Longest reception:	74 (11/10/13 at S.D.)	74 (2013)
Touchdowns:	3 (9/7/14 vs. IND)	12 (2013 & 2014)

2016 GAME-BY-GAME STATISTICS						
DATE	OPP	RECS	YDS	AVG.	LG	TD
09/11	vs. Green Bay	5	64	12.8	22t	1
09/18	at San Diego	4	71	17.8	24	0
09/25	vs. Baltimore	2	13	6.5	8	0
10/02	vs. Indianapolis			ina		
	BYE WEEK					
10/16	at Chicago					
10/23	vs. Oakland					
10/27	at Tennessee					
11/06	at Kansas City					
11/13	vs. Houston					
11/20	at Detroit					
11/27	at Buffalo					
12/04	vs. Denver					
12/11	vs. Minnesota					
12/18	at Houston					
12/24	vs. Tennessee					
01/01	at Indianapolis					
2016 totals:		11	148	13.5	24	1

PLAYER BIOS

2015 GAME-BY-GAME STATISTICS

DATE	GAME	RECS	YDS	AVG.	LG	TD
09/13	vs. Carolina			ina		
09/20	vs. Miami			ina		
09/27	at New England			ina		
10/04	at Indianapolis			ina		
10/11	at Tampa Bay	2	20	10.0	15	0
10/18	vs. Houston	7	78	11.1	29t	1
10/25	vs. Buffalo	1	4	4.0	4	0
	BYE WEEK					
11/08	at N.Y. Jets	3	14	4.7	7	0
11/15	at Baltimore	2	23	11.5	12	0
11/19	vs. Tennessee	5	28	5.6	12	1
11/29	vs. San Diego	9	116	12.9	34	1
12/06	at Tennessee	2	15	7.5	9t	1
12/13	vs. Indianapolis	5	54	10.8	30	1
12/20	vs. Atlanta	6	79	13.2	22	0
12/27	at New Orleans	2	12	6.0	8	0
01/03	at Houston	2	12	6.0	6	0
2015 totals:		46	455	9.9	34	5

2014 GAME-BY-GAME STATISTICS

DATE	GAME	RECS	YDS	AVG.	LG	TD
09/07	vs. Indianapolis	7	104	14.9	35t	3
09/14	vs. Kansas City	4	39	9.8	16	1
09/21	at Seattle	3	17	5.7	9	1
	BYE WEEK					
10/05	vs. Arizona	6	66	11.0	25	2
10/12	at N.Y. Jets	4	51	12.8	22t	2
10/19	vs. San Francisco	4	27	6.8	10	0
10/23	vs. San Diego	2	23	11.5	17	0
11/02	at New England	2	33	16.5	18t	1
11/09	at Oakland	6	63	10.5	32t	2
11/16	at St. Louis	2	3	1.5	2	0
11/23	vs. Miami			ina		
11/30	at Kansas City			ina		
12/07	vs. Buffalo			DNP		
12/14	at San Diego	1	30	30.0	30	0
12/22	at Cincinnati	2	33	16.5	26	0
12/28	vs. Oakland	0	0	0.0	0	0
2014 totals:		43	489	11.4	35t	12
01/11	vs. Indianapolis	6	53	8.8	32	0
Postseason totals:		6	52	8.8	32	0

2013 GAME-BY-GAME STATISTICS

DATE	GAME	RECS	YDS	AVG.	LG	TD
09/05	vs. Baltimore	5	110	22.0	44	2
09/15	at N.Y. Giants	6	47	7.8	19	1
09/23	vs. Oakland	3	37	12.3	14	1
09/29	vs. Philadelphia	4	43	10.8	13	0
10/06	at Dallas	9	122	13.6	29	2
10/13	vs. Jacksonville	4	22	5.5	11	1
10/20	at Indianapolis	5	41	8.2	13	1
10/27	vs. Washington	3	29	9.7	19	0
	BYE WEEK					
11/10	at San Diego	3	96	32.0	74t	1
11/17	vs. Kansas City	3	43	14.3	20	1
11/24	at New England			ina		
12/01	at Kansas City			ina		
12/08	vs. Tennessee	5	35	7.0	12	1
12/12	vs. San Diego	4	49	12.3	22	0
12/22	at Houston	6	78	13.0	25t	1
12/29	at Oakland	5	36	7.2	10	0
2013 totals:		65	788	12.1	74t	12
01/12	vs. San Diego	6	76	12.7	12	0
01/19	vs. New England	8	85	10.6	37	0
02/02	vs. Seattle	4	27	6.8	11	0
Postseason totals:		18	188	10.4	37	0

2012 GAME-BY-GAME STATISTICS

DATE	GAME	RECS	YDS	AVG.	LG	TD
09/09	vs. Pittsburgh	0	0	0.0	0	0
09/17	at Atlanta	0	0	0.0	0	0
09/23	vs. Houston	0	0	0.0	0	0
09/30	vs. Oakland	0	0	0.0	0	0
10/07	at New England			ina		
10/15	at San Diego			ina		
	BYE WEEK					
10/28	vs. New Orleans			ina		
11/04	at Cincinnati			ina		
11/11	at Carolina			ina		
11/18	vs. San Diego			ina		
11/25	at Kansas City			ina		
12/02	vs. Tampa Bay			ina		
12/06	at Oakland			ina		
12/16	at Baltimore			ina		
12/23	vs. Cleveland			ina		
12/30	vs. Kansas City			ina		
2012 totals:		0	0	0.0	0	0
01/12	vs. Baltimore			ina		
Postseason totals:		0	0	0.0	0	0

2011 GAME-BY-GAME STATISTICS

DATE	GAME	RECS	YDS	AVG.	LG	TD
09/12	vs. Oakland	0	0	0.0	0	0
09/18	vs. Cincinnati	1	5	5.0	5	0
09/25	at Tennessee			ina		
10/02	at Green Bay			ina		
10/09	vs. San Diego			ina		
	BYE WEEK					
10/23	at Miami			ina		
10/30	vs. Detroit	0	0	0.0	0	0
11/06	at Oakland	0	0	0.0	0	0
11/13	at Kansas City	0	0	0.0	0	0
11/17	vs. N.Y. Jets			ina		
11/27	at San Diego			ina		
12/04	at Minnesota			ina		
12/11	vs. Chicago			ina		
12/18	vs. New England			ina		
12/24	at Buffalo			ina		
01/01	vs. Kansas City			ina		
2011 totals:		1	5	5.0	5	0

PLAYER BIOS

[25] PEYTON THOMPSON

FREE SAFETY

5-10 185 LBS.

SAN JOSE STATE

BORN SEPTEMBER 26, 1990

ABILENE, TEXAS

ACQ: FREE AGENT 2014

EXP: 2ND YEAR



TRANSACTIONS

Originally signed by Atlanta as an undrafted rookie on 4/30/12 ... Waived on 8/31/12 ... Signed by Atlanta to the practice squad on 9/1/12 ... Signed by Atlanta to the 90-man roster on 1/21/13 ... Waived on 8/30/13 ... Signed by Washington to the practice squad on 11/26/13 ... Signed by Washington to the 90-man roster on 13/31/13 ... Waived on 8/9/14 ... Signed by Chicago on 8/18/14 ... Waived on 8/24/14 ... Signed by Jacksonville to the practice squad on 9/1/14 ... Signed to Jacksonville's active roster on 10/25/14 ... Waived on 11/11/14 ... Signed by Jacksonville to the practice squad on 11/12/14 ... Waived on 9/5/15 ... Signed by Jacksonville to the practice squad on 9/6/15 ... Signed to Jacksonville's active roster on 9/19/15

PRO (Games played/started - 21/0)

- Second-year CB has spent time with Atlanta, Washington, Chicago and Jacksonville
- Entered NFL as an undrafted rookie with the Falcons in 2012

2016 (w/ JAX - 4/0)

- **9/11 vs. G.B.:** Played 18 snaps on special teams in the team's season opener
- **9/18 at S.D.:** Saw action on special teams
- **9/25 vs. BAL:** Saw action on special teams
- **10/2 vs. IND:** Made one stop on special teams

2015 (w/ JAX - 15/0)

Played in 15 games after promotion from the practice squad after Week 1 ... Totaled eight tackles (six solo), one pass defended and 0.5 sacks

- **9/20 vs. MIA:** Made two solo tackles and recorded one pass defended in season debut
- **9/27 at N.E.:** Made two solo tackles at CB and FS and saw action on special teams
- **1/3 at HOU:** Saw action at CB and on special teams ... Tallied one tackle and 0.5 sacks

2014 (w/ JAX - 2/0)

Saw action in two games

- **11/2 at CIN:** Made his NFL debut

2013 (w/ WAS - ps)

Spent the off-season with the Atlanta Falcons before being released on Aug. 30 ... Signed to the Redskins' practice squad in Week 13

2012 (w/ ATL - ps)

Spent the season on the Atlanta's practice squad

COLLEGE (at San Jose State, 2008-11)

• Credited with 186 tackles (125 solo), 10.5 tackles for loss, seven interceptions, one sack, two forced fumbles, two fumble recoveries and 22 passes defended in his four seasons at San Jose State

- As a senior in 2011, played in all 13 games with 11 starts
- Shared the team lead with 10 pass break-ups and finished second on the team with two interceptions that year
- Also added 82 total tackles, which ranked third for the Spartans
- Graduated with a degree in sociology
- Twitter handle is @tattedNspatted

PERSONAL

- Attended Granite Bay (Calif.) High School, where he was a two-time Sacramento Bee honorable mention All-Metro
- Lettered in football and track
- Averaged 6.4 yards per carry, caught 21 passes for 292 yards and averaged 25.7 yards per kickoff return in 2007
- Set a school record in the 400-yard dash (48.2 seconds)
- Native of Abilene, Texas

REGULAR SEASON CAREER STATISTICS

YEAR	TEAM	GP/GS	TKL	SOLO	ASST	SACKS	FF	FR	PD	INT
2014	JAX	2/0	0	0	0	0.0	0	0	0	0
2015	JAX	15/0	8	6	2	0.5	0	0	1	0
2016	JAX	4/0	0	0	0	0.0	0	0	0	0
Career totals: 2 yrs.21/0			8	6	2	0.5	0	0	1	0

Additional statistics: five special teams tackles in 2015; one in 2016

CAREER HIGHS

	GAME	SEASON
Tackles:	2 (two times, last: 9/27/15 at N.E.)	8 (2015)
Sacks:	0.5 (1/3/15 at HOU)	0.5 (2015)
Passes defended:	1 (9/20/15 vs. MIA)	1 (2015)

2016 GAME-BY-GAME STATISTICS

DATE	GAME	TKL	SOLO	ASST	SACKS	FF	FR	PD	INT
09/11	vs. Green Bay	0	0	0	0.0	0	0	0	0
09/18	at San Diego	0	0	0	0.0	0	0	0	0
09/25	vs. Baltimore	0	0	0	0.0	0	0	0	0
10/02	vs. Indianapolis	0	0	0	0.0	0	0	0	0
	BYE WEEK								
10/16	at Chicago								
10/23	vs. Oakland								
10/27	at Tennessee								
11/06	at Kansas City								
11/13	vs. Houston								
11/20	at Detroit								
11/27	at Buffalo								
12/04	vs. Denver								
12/11	vs. Minnesota								
12/18	at Houston								
12/24	vs. Tennessee								
01/01	at Indianapolis								
2016 totals:		0	0	0	0.0	0	0	0	0

2015 GAME-BY-GAME STATISTICS

DATE	GAME	TKL	SOLO	ASST	SACKS	FF	FR	PD	INT
09/13	vs. Carolina				ps				
09/20	vs. Miami	2	2	0	0.0	0	0	1	0
09/27	at New England	2	2	0	0.0	0	0	0	0
10/04	at Indianapolis	1	0	1	0.0	0	0	0	0
10/11	at Tampa Bay	0	0	0	0.0	0	0	0	0
10/18	vs. Houston	0	0	0	0.0	0	0	0	0
10/25	vs. Buffalo	0	0	0	0.0	0	0	0	0
11/01	BYE WEEK								
11/08	at N.Y. Jets	1	1	0	0.0	0	0	0	0
11/15	at Baltimore	0	0	0	0.0	0	0	0	0
11/19	vs. Tennessee	0	0	0	0.0	0	0	0	0
11/29	vs. San Diego	0	0	0	0.0	0	0	0	0
12/06	at Tennessee	0	0	0	0.0	0	0	0	0
12/13	vs. Indianapolis	0	0	0	0.0	0	0	0	0
12/20	vs. Atlanta	1	1	0	0.0	0	0	0	0
12/27	at New Orleans	0	0	0	0.0	0	0	0	0
01/03	at Houston	1	0	1	0.5	0	0	0	0
2015 totals:		8	6	2	0.5	0	0	1	0

Additional statistics: five special teams tackles in 2015

PLAYER BIOS

46 CARSON TINKER

LONG SNAPPER

6-0 250 LBS.


ALABAMA

BORN NOVEMBER 15, 1989

MURFREESBORO, TENNESSEE

ACQ: ROOKIE FREE AGENT 2013

EXP: 4TH YEAR



TRANSACTIONS

Originally signed by Jacksonville as an undrafted rookie on 4/27/13

PRO (Games played/started - 52/0)

- Fourth-year LS has played in all 52 games to begin his career
- Was originally signed as an undrafted rookie in 2013 and earned the job in the preseason
- Has 13 career special teams tackles

2016 (w/ JAX - 4/0)

Voted special teams captain by teammates

- **9/11 vs. G.B.:** Served as the long snapper in the team's season opener
- **9/18 at S.D.:** Served as the team's long snapper
- **9/25 vs. BAL:** Served as the team's long snapper
- **10/2 vs. IND:** Served as the team's long snapper

2015 (w/ JAX - 16/0)

Served as the team's long snapper in all 16 games and finished second on the team with six special teams tackles

- **9/20 vs. MIA:** Served as the long snapper for P **Bryan Anger's** seven punts and K **Jason Myers'** three made field goals, including a 28-yard game-winner with 40 seconds remaining in the fourth quarter
- **11/8 at NYJ:** Served as the team's long snapper on two PATs, three FGs and five punts, and made one special teams tackle
- **11/15 at BAL:** Served as the team's long snapper on three made field goals from Myers, including the 53-yard game-winner with no time left on the clock
- **12/13 vs. TEN:** Served as the team's long snapper on seven extra points, five punts and one field goal ... Added a special teams tackle

2014 (w/ JAX - 16/0)

Played in all 16 games for the second consecutive season ... Totaled five special teams tackles

- **9/7 at PHI:** Led team with two special teams tackles in the season-opener
- **11/2 at CIN:** Had one special teams tackle
- **11/30 vs. NYG:** Totaled one special teams tackle
- **12/28 at HOU:** Had one special teams tackle

2013 (w/ JAX - 16/0)

Played in all 16 games as a rookie ... Won the LS job in the preseason ... Had two special teams tackles

- **9/8 vs. KC:** Made NFL debut and served as long snapper on franchise-record 11 punts
- **9/29 vs. IND:** Saw action as long snapper on special teams and made first career tackle
- **11/17 vs. ARI:** Had one special teams tackle
- **12/1 at CLE:** Had one special teams tackle on punt return in the first quarter

COLLEGE (at Alabama, 2008-12)

- Two-year letterman
- Appeared in 38 games at LS
- Started all 13 games as a senior and successfully completed 133 of 135 snapping attempts
- As a junior, handled both field goal/extra point duties and punt duties and successfully completed all 130 snapping opportunities (91 FG/PAT and 39 punts)
- As a sophomore, started all 13 games and was 121 of 123 on snapping opportunities (58 PAT, 40 punts and 24 FG)
- As a freshman, saw action in a 45-0 win over Chattanooga on homecoming
- Redshirted in 2008
- Majored in pre-business

PERSONAL

- Attended Riverdale (Tenn.) High School
- Led team to an 11-1 record as a senior
- Went 11-2 as a junior
- Twitter handle is @carsontink

PLAYER BIOS

81

BRYAN WALTERS



WIDE RECEIVER

6-0 195 LBS.

CORNELL

BORN NOVEMBER 4, 1987

BOTHELL, WASHINGTON

ACQ: FREE AGENT 2015

EXP: 5TH YEAR

TRANSACTIONS

Originally signed by San Diego as an undrafted rookie on 4/26/10 ... Waived on 8/5/10 ... Signed by San Diego to the practice squad on 12/1/10 ... Signed by San Diego to the 90-man roster on 1/12/11 ... Waived on 10/31/11 ... Signed by San Diego to the practice squad on 11/2/11 ... Promoted to the active roster on 11/5/11 ... Waived on 11/19/11 ... Signed by San Diego to the practice squad on 11/22/11 ... Promoted to the active roster on 11/26/11 ... Waived on 3/13/12 ... Signed by Minnesota on 4/2/12 ... Waived on 8/25/12 ... Signed by Seattle to the practice squad on 12/20/12 ... Signed by Seattle to the 90-man roster on 1/15/13 ... Waived on 8/31/13 ... Signed by Seattle to the practice squad on 9/2/13 ... Released from the practice squad on 9/21/13 ... Signed by Seattle to the practice squad on 9/23/13 ... Promoted to the active roster on 10/12/13 ... Waived on 11/9/13 ... Signed by Seattle to the practice squad on 11/12/13 ... Promoted to the active roster on 12/19/13 ... Waived on 8/30/14 ... Signed by Seattle to the active roster on 9/1/14 ... Waived on 11/1/14 ... Signed by Seattle to the active roster on 11/4/14 ... Signed by Jacksonville on 3/13/15 ... Waived on 9/19/15 ... Signed by Jacksonville on 9/22/15 ... Released on 9/24/16 ... Signed by Jacksonville on 9/26/16

PRO (Games played/started - 33/1)

- WR and return specialist has spent time with San Diego, Minnesota and Seattle before signing with the Jaguars on March 13, 2015
- Has appeared in 33 games with one start and has caught 41 passes for 452 yards (11.0 rec. avg.) and has returned 43 punts for 282 yards (6.6 PR avg.)
- Has appeared in four postseason games, including Super Bowl XLIV, where he returned two punts for six yards

2016 (w/ JAX - 1/0)

- 9/11 vs. G.B.: Inactive
- 9/18 at S.D.: Inactive
- 9/25 vs. BAL: Not on roster
- 10/2 vs. IND: Saw three snaps at WR and contributed on special teams

2015 (w/ JAX - 11/0)

Played in 11 games and set career highs with 32 receptions for 368 yards and one TD ... Caught 32 of 42 targets to lead the team in receptions per target (76.2 percent), which ranks fourth among NFL WRs

- 10/4 at IND: Made two catches for 27 yards (13.5 rec. avg.) and returned three punts for 17 yards (5.7 avg.)
- 10/18 vs. HOU: Recorded a career-high eight receptions for a career-best 87 yards (10.9 rec. avg.)
- 11/8 at NYJ: Had five catches for 54 yards (10.8 avg.) and his first career TD
- 11/15 at BAL: Had three receptions for 430 yards (11.3 rec. avg.) and had two punt returns for two yards (1.0 avg.)
- 11/19 vs. TEN: Had two receptions for 35 yards (17.5 rec. avg.) with a career-long 31-yard reception

2014 (w/ SEA - 13/0)

Saw action in a career-high 13 games ... Season totals include six receptions for 57 yards (9.5 rec. avg.) and one rush for -2 yards ... Appeared in all three postseason games

2013 (w/ SEA - 4/1)

Saw action in four games and made one start

- 12/29 vs. STL: Made his first career start

2012 (w/ SEA - ps)

Spent the final two weeks of the 2012 season on Seattle's practice squad

2011 (w/ S.D. - 4/0)

Appeared in four games

- 9/11 vs. MIA: Made his NFL debut and caught two passes for 21 yards and returned five punts for 38 yards (7.6 PR avg.)

2010 (w/ S.D. - ps)

Spent the final five weeks of the 2010 season on San Diego's practice squad

COLLEGE (at Cornell, 2007-10)

- Became the first player in school history to sign an NFL contract since Kevin Boothe (2006)
- Finished second in the Ivy League with 76.4 receiving yards per game and fifth in the conference with 5.0 receptions per game

- Caught six receiving TDs as a senior
- Second-team All-Ivy selection as a WR and return specialist
- Led the conference and finished fifth in the NCAA with 171.6 all-purpose yards per game, the second-highest in school history

PERSONAL

- Attended Juanita (Wash.) High School where he was a three-time all-league selection at WR and DB
- Team captain as a senior
- Set the school record for all-purpose yards, total offense in a season and completions and INTs in a game
- Named the team's Offensive MVP as a junior and the school's Most Valuable Player as a senior
- National Football Foundation Scholar-Athlete
- As a senior, completed 74 of 153 passes for 1,190 yards and 12 TDs, rushed for 596 yards and eight TDs
- Three-time all-league selection in baseball and two-year captain and all-league selection in basketball
- Son of Rob and Carol Walters
- Twitter handle is @BWalt19

REGULAR SEASON CAREER STATISTICS

		RECEIVING					
YEAR	TEAM	GP/GS	RECS	YDS	AVG.	LG	TD
2011	S.D.	4/0	3	27	9.0	13	0
2013	SEA	4/1	0	0	0.0	0	0
2014	SEA	13/0	6	57	9.5	17	0
2015	JAX	11/0	32	368	11.5	31	1
2016	JAX	1/0	0	0	0.0	0	0
NFL totals: 5 yrs.		33/1	41	452	11.0	31	1

		PUNT RETURNS						
YEAR	TEAM	GP/GS	NO	FC	YDS	AVG.	LG	TD
2011	S.D.	4/0	8	3	45	5.6	13	0
2013	SEA	4/1	0	0	0	0.0	0	0
2014	SEA	13/0	27	23	207	7.7	21	0
2015	JAX	11/0	8	7	30	3.8	14	0
2016	JAX	1/0	0	0	0	0.0	0	0
NFL totals: 5 yrs.		33/1	43	33	282	6.6	21	0

Additional statistics:

Rushing: one attempt for -2 yards in 2014
 Passing: 0-for-1 in 2015
 Kick return: four returns for 80 yards (20.0 avg.) in 2015; two returns for 43 yards (21.5 avg.) in 2014

POSTSEASON CAREER STATISTICS

		RECEIVING					
YEAR	TEAM	GP/GS	RECS	YDS	AVG.	LG	TD
2013	SEA	1/0	0	0	0.0	0	0
2014	SEA	3/0	0	0	0.0	0	0
NFL totals: 4 yrs.		4/0	0	0	0.0	0	0

		PUNT RETURNS						
YEAR	TEAM	GP/GS	NO	FC	YDS	AVG.	LG	TD
2013	SEA	1/0	0	0	0	0.0	0	0
2014	SEA	3/0	6	4	36	6.0	14	0
NFL totals: 4 yrs.		4/0	6	4	36	6.6	21	0

CAREER HIGHS

	GAME	SEASON
Receptions:	8 (10/18/15 vs. HOU)	32 (2015)
Receiving yards:	87 (10/18/15 vs. HOU)	368 (2015)
Longest reception:	31 (11/19/15 vs. TEN)	31 (2015)
Receiving touchdowns:	1 (11/8/15 at NYJ)	1 (2015)
Punt returns:	5 (two times, last: 10/6/14 at WAS)	27 (2014)
Punt return yards:	54 (10/6/14 at WAS)	207 (2014)
Longest punt return:	21 (two times, last: 11/23/14 vs. ARI)	21 (2014)

PLAYER BIOS



2016 GAME-BY-GAME STATISTICS

DATE	GAME	RECEIVING			LG	TD
		RECs	YDS	AVG.		
09/11	vs. Green Bay		ina			
09/18	at San Diego		ina			
09/25	vs. Baltimore		--			
10/02	vs. Indianapolis	0	0	0.0	0	0
	BYE WEEK					
10/16	at Chicago					
10/23	vs. Oakland					
10/27	at Tennessee					
11/06	at Kansas City					
11/13	vs. Houston					
11/20	at Detroit					
11/27	at Buffalo					
12/04	vs. Denver					
12/11	vs. Minnesota					
12/18	at Houston					
12/24	vs. Tennessee					
01/01	at Indianapolis					
2016 totals:		0	0	0.0	0	0

DATE	GAME	PUNT RETURNS			LG	TD
		NO.	YDS	AVG.		
09/11	vs. Green Bay		ina			
09/18	at San Diego		ina			
09/25	vs. Baltimore		--			
10/02	vs. Indianapolis	0	0	0.0	0	0
	BYE WEEK					
10/16	at Chicago					
10/23	vs. Oakland					
10/27	at Tennessee					
11/06	at Kansas City					
11/13	vs. Houston					
11/20	at Detroit					
11/27	at Buffalo					
12/04	vs. Denver					
12/11	vs. Minnesota					
12/18	at Houston					
12/24	vs. Tennessee					
01/01	at Indianapolis					
2016 totals:						



2015 GAME-BY-GAME STATISTICS

DATE	GAME	RECEIVING			LG	TD
		RECs	YDS	AVG.		
09/13	vs. Carolina	2	17	8.5	13	0
09/20	vs. Miami		--			
09/27	at New England	2	28	14.0	23	0
10/04	at Indianapolis	2	27	13.5	14	0
10/11	at Tampa Bay	4	64	16.0	24	0
10/18	vs. Houston	8	87	11.8	29	0
10/25	vs. Buffalo	1	5	5.0	5	0
	BYE WEEK					
11/08	at N.Y. Jets	5	54	10.8	20t	1
11/15	at Baltimore	3	29	9.7	17	0
11/19	vs. Tennessee	2	35	17.5	31	0
11/29	vs. San Diego	1	4	4.0	4	0
12/06	at Tennessee	2	18	9.0	12	0
12/13	vs. Indianapolis		ina			
12/20	vs. Atlanta		ina			
12/27	at New Orleans		ina			
01/03	at Houston		ina			
2015 totals:		32	368	11.5	31	1

DATE	GAME	PUNT RETURNS			LG	TD
		NO.	YDS	AVG.		
09/13	vs. Carolina	0	0	0.0	0	0
09/20	vs. Miami		--			
09/27	at New England	0	0	0.0	0	0
10/04	at Indianapolis	3	17	5.7	14	0
10/11	at Tampa Bay	1	0	0.0	0	0
10/18	vs. Houston	1	7	7.0	7	0
10/25	vs. Buffalo	0	0	0.0	0	0
	BYE WEEK					
11/08	at N.Y. Jets	0	0	0.0	0	0
11/15	at Baltimore	2	2	1.0	2	0
11/19	vs. Tennessee	0	0	0.0	0	0
11/29	vs. San Diego	0	0	0.0	0	0
12/06	at Tennessee	1	4	4.0	4	0
12/13	vs. Indianapolis		ina			
12/20	vs. Atlanta		ina			
12/27	at New Orleans		ina			
01/03	at Houston		ina			
2015 totals:		8	30	3.8	14	0

PLAYER BIOS



2014 GAME-BY-GAME STATISTICS

DATE	GAME	RECEIVING				
		RECS	YDS	AVG.	LG	TD
09/04	vs. Green Bay	0	0	0.0	0	0
09/14	at San Diego	2	17	8.5	17	0
09/21	vs. Denver	2	22	11.0	11	0
	BYE WEEK					
10/06	at Washington	0	0	0.0	0	0
10/12	vs. Dallas	1	5	5.0	5	0
10/19	at St. Louis	0	0	0.0	0	0
10/26	at Carolina			ina		
11/02	vs. Oakland			--		
11/09	vs. N.Y. Giants	0	0	0.0	0	0
11/16	at Kansas City	0	0	0.0	0	0
11/23	vs. Arizona	0	0	0.0	0	0
11/27	at San Francisco	0	0	0.0	0	0
12/07	at Philadelphia			ina		
12/14	vs. San Francisco	0	0	0.0	0	0
12/21	at Arizona	1	13	13.0	13	0
12/28	vs. St. Louis	0	0	0.0	0	0
2014 totals:		32	368	11.5	31	1
01/10	vs. Carolina	0	0	0.0	0	0
01/18	vs. Green Bay	0	0	0.0	0	0
02/01	vs. New England	0	0	0.0	0	0
Postseason totals:		0	0	0.0	0	0

DATE	GAME	PUNT RETURNS				
		NO.	YDS	AVG.	LG	TD
09/04	vs. Green Bay	0	0	0.0	0	0
09/14	at San Diego	0	0	0.0	0	0
09/21	vs. Denver	5	36	7.2	11	0
	BYE WEEK					
10/06	at Washington	5	54	10.8	21	0
10/12	vs. Dallas	0	0	0.0	0	0
10/19	at St. Louis	2	19	9.5	10	0
10/26	at Carolina			ina		
11/02	vs. Oakland			--		
11/09	vs. N.Y. Giants	2	1	0.5	2	0
11/16	at Kansas City	1	10	10.0	10	0
11/23	vs. Arizona	2	32	16.0	21	0
11/27	at San Francisco	4	29	7.3	13	0
12/07	at Philadelphia			ina		
12/14	vs. San Francisco	3	19	6.3	19	0
12/21	at Arizona	1	0	0.0	0	0
12/28	vs. St. Louis	2	7	3.5	4	0
2014 totals:		27	207	7.7	21	0
01/10	vs. Carolina	1	9	9.0	9	0
01/18	vs. Green Bay	3	21	7.0	14	0
02/01	vs. New England	2	6	3.0	6	0
Postseason totals:		6	36	6.0	14	0

PLAYER BIOS

47

JARROD WILSON



SAFETY

6-2 210 LBS.

MICHIGAN

BORN FEBRUARY 9, 1994

AKRON, OHIO

ACQ: FREE AGENT 2016

EXP: ROOKIE

TRANSACTIONS

Originally signed by Jacksonville as a rookie free agent on May 1, 2016

PRO (Games played/started - 4/0)

Made his NFL debut in Week 1 of the 2016 season

2016 (w/ JAX - 4/0)

- **9/11 vs. G.B.:** Made his NFL and Jaguars debut and played 12 snaps on special teams
- **9/18 at S.D.:** Played four snaps at SS and four snaps on special teams
- **9/25 vs. BAL:** Saw action on special teams
- **10/2 vs. IND:** Played one snap at safety and contributed on special teams

COLLEGE (at Michigan, 2012-15)

- Four-year letterman
- Appeared in 48 games with 31 starts
- Career totals include 169 tackles, 4 tackles for loss, one forced fumble, one fumble recovery, four INTs and seven passes defensed
- Named a 2015 All-Big Ten honorable mention
- As a senior in 2015, started all 13 games at safety
- As a junior in 2014, started 10 games at safety and totaled 50 tackles and one forced fumble
- Majored in general studies in the College of Literature, Science and the Arts

PERSONAL

- Attended Akron (Ohio) Buchtel High School where he played for former Michigan RB Ricky Powers
- Registered 71 tackles and three INTs, including one pick-six, as a senior in 2011 en route to first-team All-State honors
- Also lettered in basketball
- His uncle, Dave Young, played at Purdue and for the Baltimore Colts

REGULAR SEASON CAREER STATISTICS

YEAR	TEAM	GP/GS	TKL	SOLO	ASST	SACKS	FF	FR	PD	INT
2016	JAX	4/0	0	0	0	0.0	0	0	0	0
Career totals:		1 yr. 4/0	0	0	0	0.0	0	0	0	0

2016 GAME-BY-GAME STATISTICS

DATE	GAME	TKL	SOLO	ASST	SACKS	FF	FR	PD	INT
09/11	vs. Green Bay	0	0	0	0.0	0	0	0	0
09/18	at San Diego	0	0	0	0.0	0	0	0	0
09/25	vs. Baltimore	0	0	0	0.0	0	0	0	0
10/02	vs. Indianapolis	0	0	0	0.0	0	0	0	0
	BYE WEEK								
10/16	at Chicago								
10/23	vs. Oakland								
10/27	at Tennessee								
11/06	at Kansas City								
11/13	vs. Houston								
11/20	at Detroit								
11/27	at Buffalo								
12/04	vs. Denver								
12/11	vs. Minnesota								
12/18	at Houston								
12/24	vs. Tennessee								
01/01	at Indianapolis								
2016 totals:		0	0	0	0.0	0	0	0	0



GAME SUMMARIES
REGULAR SEASON WEEK 6 - AT CHICAGO

GAME SUMMARIES

WEEK 1 vs. GREEN BAY

Sept. 11, 2016 at EverBank Field

	1	2	3	4	OT	Final
GREEN BAY PACKERS (1-0)	7	14	3	3	-	27
JACKSONVILLE JAGUARS (0-1)	7	10	3	3	-	23

The Jaguars were stopped on 4th-and-1 at the Green Bay 14 with 14 seconds remaining to cap a 27-23 opening day loss in a close game that saw four lead changes. Following a stirring pregame commemoration of 9/11, the Jaguars had the first possession, but Green Bay scored first when the Packers' **Joe Thomas** intercepted **Blake Bortles** on the fifth play to set up the Green Bay offense at the Jacksonville 29-yard line. After a 4th down conversion at the 20, **Aaron Rodgers** scored the first touchdown on a 6-yard run. The Jaguars got their first touchdown on their second drive with a 5-yard **T.J. Yeldon** scoring run which was set up by a 37-yard **Mercedes Lewis** reception. The Jaguars claimed their first lead after the Packers' third straight 3-and-out, marching 45 yards in 12 plays to set up **Jason Myers**' 26-yard field goal in a second quarter that saw both teams combine for 24 points. Green Bay answered with a Rodgers-to-**Jordy Nelson** scoring pass to reclaim the lead at 14-10 before the Jaguars answered with a 75-yard drive resulting in a 22-yard Bortles-to-**Julius Thomas** touchdown pass for a 17-14 lead. Green Bay's second consecutive 75-yard touchdown drive made it 21-17 Packers with 13 second left in the first half when Rodgers, despite a heavy rush, threw 29 yards to **Davante Adams** at the goal line. Both teams managed only two field goals in the second half, including a 50-yarder by Myers. The Jaguars began their final drive at their own 37 with 3:17 remaining and no times out left before a 4th-down swing pass from Bortles to **Allen Hurns** came up short at the Green Bay 14. Bortles threw for 320 yards while Rodgers was held to 199, but the Jacksonville offense averaged just 1.8 yards on 26 runs. Hurns had receptions of 30 and 38 yards on two Jacksonville scoring drives, while **Allen Robinson** led the team with 6 receptions for 72 yards.

Team	Q	Time Scoring Play	Drive
G.B.	1	A. Rodgers 6 yd run (M. Crosby kick)	6-29 (5:47)
Jax.	1	T. Yeldon 5 yd. run (J. Myers kick)	3-48 (1:24)
Jax.	2	J. Myers 26 yd. Field Goal	12-45(5:52)
G.B.	2	J. Nelson 6 yd. pass from A. Rodgers (M. Crosby kick)	9-75 (4:43)
Jax.	2	J. Thomas 22 yd. pass from B. Bortles (J. Myers kick)	7-75 (1:56)
G.B.	2	D. Adams 29 yd. pass from A. Rodgers (M. Crosby kick)	5-75 (0:56)
G.B.	3	M. Crosby Field Goal	13-68 (4:48)
Jax.	3	J. Myers 39 yd. Field Goal	10-54 (3:57)
G.B.	4	M. Crosby 20 yd. Field Goal	16-73 (9:14)
Jax.	4	J. Myers 50 yd. Field Goal	14-37 (6:49)

Team Statistics

	Packers	Jaguars
First Downs (Run-Pass-Pen)	18 (6-10-2)	20 (4-14-2)
Total Yards-Plays-Avg.	294-60-4.9	348-68-5.1
Rushing Yards-Attempts-Avg.	95-25-3.8	48-26-1.8
Net Yards Passing (Sacked-Yds)	199 (1-0)	300 (3-20)
Att-Comp-Int	34-20-0	39-24-1
Third Down Conversions (%)	7-14 (50%)	4-15 (27%)
Fourth Down Conversions (%)	1-1 (100%)	3-4 (75%)
Punts-Avg.	4-46.0	2-62.5
Fumbles-Lost	1-0	1-0
Penalties-Yards	5-24	9-79
Time of Possession	28:37	31:23

Individual Statistics

Packers Rushing: E. Lacy 14-61, A. Rodgers 4-16, R. Cobb 3-11, J. Starks 4-7
Jaguars Rushing: T. Yeldon 21-39, D. Robinson 3-7, B. Bortles 2-2

Packers Passing: A. Rodgers 20-34-199 (2 TDs)
Jaguars Passing: B. Bortles 24-39-320 (TD, INT)

Packers Receiving: R. Cobb 6-57, J. Nelson 6-32, D. Adams 3-50, R. Rodgers 1-22, E. Lacy 1-17, J. Abbrederis 1-8, J. Cook 1-7, J. Starks 1-6
Jaguars Receiving: A. Robinson 6-72, J. Thomas 5-64, A. Hurns 4-75, T. Yeldon 4-30, M. Lewis 2-48, M. Lee 2-22, R. Greene 1-9

Sacks: Packers 3.0 (M. Burnnett 1.0, N. Perry 1.0, C. Matthews 1.0)
Sacks: Jaguars 1.0 (J. Odrick 1.0)

Interceptions: Packers 1 (J. Thomas)
Interceptions: Jaguars None

Paid Attendance: 63,179 **Time:** 3:10 **Temperature:** 90 degrees

WEEK 2 AT SAN DIEGO

Sept. 18, 2016 at Qualcomm Stadium

	1	2	3	4	OT	Final
JACKSONVILLE JAGUARS (0-2)	0	0	0	14	-	14
SAN DIEGO CHARGERS (1-1)	7	14	14	3	-	38

The Chargers bolted to an early and commanding lead and never looked back in posting a lopsided 38-14 win in their home opener. Scoring touchdowns on three of their first four possessions, the Chargers led 21-0 midway through the second quarter on a **Melvin Gordon** 3-yard run and Philip Rivers touchdown passes of 6 and 2 yards to **Travis Benjamin** and **Antonio Gates**. **Tyrell Williams**' 44-yard touchdown catch-and run and a Benjamin 45-yard catch made it 35-0 at the end of the third quarter, by which time the Jaguars had four punts, three turnovers and a missed 54-yard field goal try. In the fourth quarter the Jaguars put together two scoring drives, marching 75 yards in 12 plays with **Mercedes Lewis** catching a 4-yard touchdown pass from **Blake Bortles**, and Bortles throwing 15 yards to Corey Grant on the team's final possession. On the day San Diego had five red zone and goal-to-go situations and came away with three touchdowns, a field goal and a lost fumble. Bortles tied his career high with 50 pass attempts, completing 31 for 329 yards with 2 touchdowns and 2 interceptions, and was the Jaguars' leading rusher with 34 yards on the ground, while Rivers threw for 4 touchdowns. **Dante Fowler Jr.** turned in the first two sacks of his career while rookie **Yannick Ngakoue** also got his first, but the Jaguars could not overcome 13 penalties and 3 turnovers.

Team	Q	Time Scoring Play	Drive
S.D.	1	M. Gordon 3 yd. run (J. Lambo kick)	8-75 (4:46)
S.D.	2	T. Benjamin 6 yd. pass from P. Rivers (J. Lambo kick)	7-34 (3:34)
S.D.	2	A. Gates 2 yd. pass from P. Rivers (J. Lambo kick)	5-56 (2:11)
S.D.	3	Ty. Williams 44 yd. pass from P. Rivers (J. Lambo kick)	7-93 (4:18)
S.D.	3	T. Benjamin 45 yd. pass from P. Rivers (J. Lambo kick)	7-93 (4:18)
JAX	4	M. Lewis 4 yd. pass from B. Bortles (J. Myers kick)	12-75 (4:54)
S.D.	4	J. Lambo 25 yd. field goal	11-36 (5:54)
JAX	4	C. Grant 15 yd. pass from B. Bortles (J. Myers kick)	9-60 (2:30)

Team Statistics

	Jaguars	Chargers
First Downs (Run-Pass-Pen)	20 (6-13-1)	25 (10-10-5)
Total Yards-Plays-Avg.	388-63-6.2	357-63-5.7
Rushing Yards-Attempts-Avg.	69-11-6.3	150-35-4.3
Net Yards Passing (Sacked-Yds)	329 (2-10)	220 (3-13)
Att-Comp-Int	50-31-2	25-17-0
Third Down Conversions (%)	2-11 (18%)	7-13 (54%)
Fourth Down Conversions (%)	1-2 (50%)	0-0 (0%)
Punts-Avg.	4-44.8	4-43.3
Fumbles-Lost	1-1	1-1
Penalties-Yards	14-93	3-23
Time of Possession	25:08	34:52

Individual Statistics

Chargers Rushing: M. Gordon 24-102, D. Woodhead 3-27, K. Farrow 4-13, P. Rivers 1-10, K. Clemens 2--1, T. Benjamin 1--1
Jaguars Rushing: B. Bortles 3-34, T. Yeldon 7-28

Chargers Passing: P. Rivers 17-24-220 (4 TDs), K. Clemens 0-1-0
Jaguars Passing: B. Bortles 31-50-329 (2 TDs, 2 INTs)

Chargers Receiving: T. Benjamin 6-115, Ty. Williams 3-61, M. Gordon 3-18, A. gates 3-15, D. Inman 1-7, D. Woodhead 1-4
Jaguars Receiving: T. Yeldon 8-10, M. Lee 5-75, A. Hurns 5-64, J. Thomas 4-71, A. Robinson 3-54, M. Lewis 2-17, C. Grant 1-15, A. Benn 1-9, R. Greene 1-7, D. Robinson 1-7

Sacks: Chargers 2.0 (M. Ingram 2.0)
Sacks: Jaguars 3.0 (D. Fowler 2.0), (Ngakoue 1.0)

Interceptions: Chargers 2 (C. Hayward 2)
Interceptions: Jaguars None

Paid Attendance: 52,165 **Time:** 3:14 **Temperature:** 82 degrees

GAME SUMMARIES

WEEK 3 vs. BALTIMORE

Sept. 25, 2016 at EverBank Field

	1	2	3	4	OT	Final
BALTIMORE RAVENS (3-0)	7	6	3	3	-	19
JACKSONVILLE JAGUARS (0-3)	0	7	7	3	-	17

The Jaguars took a 17-16 lead, their first of the day, with 7:27 left in the fourth quarter but a game-winning 53-yard field goal by **Justin Tucker** with 1:02 remaining gave Baltimore a 19-17 victory. Tucker converted all four of his field goal tries—from 43, 42, 37 and 53 yards—and **Joe Flacco** scored the Ravens' only touchdown on a 7-yard run to open the scoring. **Blake Bortles** threw two touchdown passes to **Allen Robinson**, the first a 3-yarder with 1:55 left in the second quarter to narrow the Baltimore lead to 10-7. The Ravens closed out the first half with Tucker's 42-yard field goal on an untimed down after his miss from 57 yards was nullified by a 15-yard defensive penalty, an ironic twist from the bizarre ending of the teams' meeting the previous year. The third quarter began with Tucker's 37-yarder to make it 16-7 but the Jaguars battled back, marching 78 yards in 11 plays to set up the second Bortles-to-Robinson touchdown, an 11-yard pass that was initially ruled incomplete before being reversed by instant replay. In the final quarter the Jaguars had three takeaways but were 0 for 6 on third down and gave up four sacks. The game twisted and turned, beginning with a **Devon Hester** muffed punt return which was recovered by **Denard Robinson** to set up **Jason Myers**' 49-yard field goal, giving the Jaguars a 17-16 lead with 7:27 left. On the next series Flacco was intercepted by **Tashaun Gipson**, then three plays later Bortles was picked off by **Tavon Young**, followed two plays later by another Flacco interception by **Paul Posluszny**. After blocking Myers' 52-yard field goal attempt with 2:59 remaining, the Ravens converted a 4th-and-2 to set up Tucker's game-winner. The Jaguars' final possession ended with Bortles' third interception of the day.

Team	Q	Scoring Play	Drive / Time
BAL	1	J. Flacco 7 yd. run (J. Tucker kick)	8-75, 4:03
BAL	2	J. Tucker 43 yd. Field Goal	10-46, 5:47
JAX	2	A. Robinson 3 yd. pass from B. Bortles (J. Myers kick)	8-37, 3:50
BAL	2	J. Tucker 37 yd. Field Goal	9-56, 4:39
JAX	3	A. Robinson 11 yd. pass from B. Bortles (J. Myers kick)	11-78, 5:22
JAX	4	J. Myers 49 yd. Field Goal	4-8, 1:34
BAL	4	J. Tucker 53 yd. Field Goal	8-22, 1:57

Team Statistics

	Ravens	Jaguars
First Downs (Run-Pass-Pen).....	18 (3-11-4)	14 (1-12-1)
Total Yards-Plays-Avg.	283-64-4.4	216-63-3.4
Rushing Yards-Attempts-Avg.....	84-22-3.8	48-21-2.3
Net Yards Passing (Sacked-Yds)	199 (2-15)	168 (4-26)
Att-Comp-Int	40-29-2	38-24-3
Third Down Conversions (%).....	3-13 (23%)	6-16 (38%)
Fourth Down Conversions (%).....	1-1 (100%)	0-0 (0%)
Punts-Avg.	5-48.6	6-41.5
Fumbles-Lost	2-1	0-0
Penalties-Yards.....	8-58	7-75
Time of Possession	31:06	28:54

Individual Statistics

Ravens Rushing: T. West 10-45, J. Forsett 7-20, J. Flacco 3-12
Jaguars Rushing: T. Yeldon 6-17, B. Bortles 3-17, C. Ivory 12-14

Ravens Passing: J. Flacco 29-40-214 (2 INTs)
Jaguars Passing: B. Bortles 24-38-194 (2 TDs, 3 INTs)

Ravens Receiving: S. Smith 8-87, D. Pitta 6-42, J. Forsett 6-12, M. Wallace 3-34, B. Periman 2-22
Jaguars Receiving: A. Robinson 7-57, M. Lee 5-44, A. Hurns 4-40, M. Lewis 3-20, J. Thomas 2-123, T. Yeldon 2-11

Sacks: Ravens 4. 0 (T. Suggs 2.0, L. Guy 1.0, T. Jernigan 1.0)
Sacks: Jaguars 2.0 (M. Jackson 1.0, Y. Ngakoue 1.0)

Interceptions: Ravens 3 (Z. Orr, T. Young, C. Mosley)
Interceptions: Jaguars 2 (T. Gipson, P. Posluszny)

Paid Attendance: 60,127 **Time:** 3:07 **Temperature:** 88 degrees

WEEK 4 vs. INDIANAPOLIS

Oct. 2, 2016 at Wembley Stadium

	1	2	3	4	OT	Final
INDIANAPOLIS COLTS (1-3)	3	3	0	21	-	27
JACKSONVILLE JAGUARS (1-3)	7	10	6	7	-	30

Playing in London's Wembley Stadium for the fourth time, the Jaguars built an early lead which they extended to 17 points before holding off a late Colts rally to win, 30-27. Both teams opened with a three-and-out before rookie **Yannick Ngakoue** intercepted an **Andrew Luck** pass at the Colts 33. The Jaguars capitalized on the game's only turnover, marching 24 yards in 5 plays to a 3-yard touchdown pass from **Blake Bortles** to **Allen Robinson**. Indianapolis responded with field goals on its next two drives with **Adam Vinatieri** good from 53 and 49 yards to make it 7-6 early in the second quarter. The Jaguars' ensuing possession covered 75 yards in 10 plays with Bortles running in from 1 yard out to extend the lead to 14-6, and on their next series **Jason Myers** kicked a 22-yard field goal on the final play of the quarter for a 17-6 halftime lead. The second half was a continuation of the first as Jacksonville scored on its next two possessions as well, with Myers' 46 and 49-yarders giving the Jaguars a 17-point lead at 23-6 at the end of the third quarter. Indianapolis would not go away, however, scoring touchdowns on three consecutive fourth-quarter possessions. **Frank Gore** scored on a 1-yard run and Luck threw a 2-yard touchdown pass to **T.Y. Hilton** to make it a 3-point game at 23-20 with 7:06 remaining. Bortles then hit **Allen Hurns** with a short pass that Hurns turned into a 42-yard touchdown to make it 30-20, but the Colts responded with their own long touchdown as Luck hit **Phillip Dorsett** in stride on a 64-yard bomb to close within 3 at 30-27 with 3:03 left. After the Colts forced a punt the Jaguars defense stood up and stopped Indianapolis on 4th-and-1 at the 49-yard line. The Jaguars had to punt one more time, giving the ball back to the Colts at their own 18-yard line with 26 seconds remaining in the game. On 4th-and-11 Luck completed a short pass and the Colts desperately tried to advance the ball with laterals before being forced backwards to end the game. The Jaguars defense pressured Luck throughout, finishing with 6 sacks including 1.5 by **Paul Posluszny** and one each by Ngakoue, **Tyson Alualu**, **Sen'Derrick Marks** and **Chris Smith**.

Team	Q	Scoring Play	Drive / Time
JAX	1	A. Robinson 3 yd. pass from B. Bortles (J. Myers kick)	5-24, 2:10
IND	1	A. Vinatieri 53 yd. Field Goal	12-29, 6:33
IND	2	A. Vinatieri 49 yd. Field Goal	11-44, 6:10
JAX	2	B. Bortles 1 yd. run (J. Myers kick)	10-75, 4:44
JAX	2	J. Myers 22 yd. Field Goal	8-75, 1:06
JAX	3	J. Myers 46 yd. Field Goal	9-43, 3:10
JAX	3	J. Myers 49 yd. Field Goal	14-58, 6:48
IND	4	F. Gore 1 yd. run (A. Vinatieri kick)	9-75, 3:03
IND	4	T. Hilton 2 yd. pass from A. Luck (A. Vinatieri kick)	12-78, 5:31
JAX	4	A. Hurns 42 yd. pass from B. Bortles (J. Myers kick)	4-75, 2:03
IND	4	P. Dorsett 64 yd. pass from A. Luck (A. Vinatieri kick)	6-75, 2:00

Team Statistics

	Colts	Jaguars
First Downs (Run-Pass-Pen).....	23 (7-11-5)	23 (7-11-5)
Total Yards-Plays-Avg.	284-73-3.9	331-65-5.1
Rushing Yards-Attempts-Avg.....	94-25-3.8	136-29-4.7
Net Yards Passing (Sacked-Yds)	190 (6-44)	195 (3-12)
Att-Comp-Int	42-27-1	33-19-0
Third Down Conversions (%).....	9-17 (53%)	3-11 (27%)
Fourth Down Conversions (%).....	0-2 (0%)	1-1 (100%)
Punts-Avg.	3-49.7	5-53.8
Fumbles-Lost	1-0	1-0
Penalties-Yards.....	7-78	11-145
Time of Possession	32:39	27:21

Individual Statistics

Colts Rushing: F. Gore 16-68, A. Luck 4-23, P. Dorsett 1-3, R. Turbin 1-2
Jaguars Rushing: T. Yeldon 14-71, B. Bortles 7-36, C. Ivory 8-29

Colts Passing: A. Luck 27-42-234 (2 TDs, 1 INTs)
Jaguars Passing: B. Bortles 19-33-207 (2 TDs)

Colts Receiving: T. Hilton 7-42, J. Ferguson 7-33, F. Gore 5-27, C. Rogers 2-39, D. Allen 2-20, R. Turbin 2-3, P. Dorsett 1-64, J. Doyle 1-6
Jaguars Receiving: A. Robinson 5-55, T. Yeldon 4-46, M. Lee 4-28, A. Hurns 2-47, M. Lewis 1-21, N. Sterling 1-10, R. Greene 1-8, A. Been 1-1

Sacks: Chargers 3.0 (E. Walden 1.0, A. Ayers 1.0, H. Ridgeway 0.5, Z. Kerr 0.5)
Sacks: Jaguars 6.0 (Posluszny 1.5, Ngakoue 1.0, Marks 1.0, C. Smith 1.0, Alualu 1.0, Johnson 0.5)

Interceptions: Chargers None
Interceptions: Jaguars 1 (Y. Ngakoue)

Paid Attendance: 83,764 **Time:** 3:15 **Temperature:** 59 degrees

International Series Game 15

National Football League Game Summary

NFL Copyright © 2016 by The National Football League. All rights reserved. This summary and play-by-play is for the express purpose of assisting media in their coverage of the game; any other use of this material is prohibited without the written permission of the National Football League. Updated: 10/3/2016

Date: Sunday, 10/2/2016

Indianapolis Colts at Jacksonville Jaguars
at Wembley Stadium, London, England

Start Time: 2:35 PM BST

Game Day Weather

Game Weather: Sunny Intervals
Played Outdoor on Turf: Grass

Temp: 59° F (15.0° C) Humidity: 59%, Wind: SSE 7 mph
Outdoor Weather: Sunny Intervals,

Officials

Referee: Anderson, Walt (66)
Line Judge: Boston, Byron (18)
Back Judge: Wilson, Gregory (119)

Umpire: Hannah, Butch (40)
Side Judge: Hayes, Laird (125)
Replay Official: Smith, Billy ()

Head Linesman: Phillips, Jerod (6)
Field Judge: Jenkins, John (117)

Lineups

Indianapolis Colts

Jacksonville Jaguars

Offense		Defense	
WR 15	P.Dorsett	DE 90	K.Langford
LT 74	A.Castonzo	NT 54	D.Parry
LG 75	J.Mewhort	DT 94	Z.Kerr
C 78	R.Kelly	SLB 93	E.Walden
RG 63	A.Blythe	MIKE 52	D.Jackson
RT 73	J.Haeg	WILL 55	Si.Moore
TE 83	D.Allen	RUSH 98	R.Mathis
WR 13	T.Hilton	LCB 31	A.Cromartie
QB 12	A.Luck	SS 29	M.Adams
TE 84	J.Doyle	FS 26	C.Geathers
RB 23	F.Gore	RCB 21	V.Davis

Offense		Defense	
WR 15	A.Robinson	LEO 91	Y.Ngakoue
OL 77	P.Omahneh	DT 90	M.Jackson
LT 68	K.Beachum	DT 97	R.Miller
LG 76	L.Joeckel	DE 93	T.Alualu
C 65	B.Linder	WLB 50	T.Smith
RG 60	A.Cann	MLB 51	P.Posluszny
RT 78	J.Parnell	OTTO 44	M.Jack
TE 89	M.Lewis	LCB 31	D.House
WR 88	A.Hurns	FS 39	T.Gipson
QB 5	B.Bortles	SS 37	J.Cyprien
RB 24	T.Yeldon	RCB 20	J.Ramsey

Substitutions

Substitutions

P 1 P.McAfee, K 4 A.Vinatieri, WR 11 Q.Bray, CB 25 P.Robinson, RB 28 J.Todman, CB 30 R.Melvin, S 32 T.Green, RB 33 R.Turbin, RB 34 J.Ferguson, CB 35 D.Morris, S 41 M.Farley, ILB 44 A.Morrison, LS 45 M.Overton, ILB 53 E.Jackson, OLB 56 A.Ayers, ILB 57 J.McNary, T 62 L.Clark, T 67 J.Vujnovich, WR 80 C.Rogers, TE 86 E.Swoope, DT 91 H.Ridgeway, OLB 92 C.Maggitt, DT 96 H.Anderson

K 2 J.Myers, P 3 B.Nortman, WR 11 M.Lee, WR 13 R.Greene, RB 16 D.Robinson, WR 17 A.Benn, CB 21 P.Amukamara, FS 25 P.Thompson, CB 29 J.Johnson, RB 30 C.Grant, RB 33 C.Ivory, LS 46 C.Tinker, S 47 J.Wilson, LB 52 H.Pullard, DE 56 D.Fowler, LB 59 A.Brown, G 69 T.Shatley, WR 81 B.Walters, TE 87 N.Sterling, DT 92 S.Day, DT 95 A.Jones, DE 98 C.Smith, DT 99 S.Marks

Did Not Play

Did Not Play

QB 16 S.Tolzien

QB 7 C.Henne

Not Active

Not Active

WR 10 D.Moncrief, CB 20 D.Butler, T 71 D.Good, C 72 J.Harrison, T/G 76 J.Reitz, WR 81 D.Street, DT 99 T.McGill

QB 10 B.Allen, CB 27 D.Gratz, LB 55 D.Skuta, G 64 C.Reed, DL 75 J.Odrick, TE 80 J.Thomas, TE 83 B.Koyack

Field Goals (made () & missed)

A.Vinatieri (53) (49)

J.Myers (22) (46) (49)

	1	2	3	4	OT	Total
VISITOR: Indianapolis Colts	3	3	0	21	0	27
HOME: Jacksonville Jaguars	7	10	6	7	0	30

Scoring Plays

Team	Qtr	Time	Play Description (Extra Point) (Drive Info)	Visitor	Home
Jaguars	1	8:23	A.Robinson 3 yd. pass from B.Bortles (J.Myers kick) (5-24, 2:10)	0	7
Colts	1	1:50	A.Vinatieri 53 yd. Field Goal (12-29, 6:33)	3	7
Colts	2	8:53	A.Vinatieri 49 yd. Field Goal (11-44, 6:10)	6	7
Jaguars	2	4:09	B.Bortles 1 yd. run (J.Myers kick) (10-75, 4:44)	6	14
Jaguars	2	0:00	J.Myers 22 yd. Field Goal (8-75, 1:06)	6	17
Jaguars	3	11:50	J.Myers 46 yd. Field Goal (9-43, 3:10)	6	20
Jaguars	3	2:51	J.Myers 49 yd. Field Goal (14-58, 6:48)	6	23
Colts	4	14:48	F.Gore 1 yd. run (A.Vinatieri kick) (9-75, 3:03)	13	23
Colts	4	7:06	T.Hilton 2 yd. pass from A.Luck (A.Vinatieri kick) (12-78, 5:31)	20	23

International Series Game 15

National Football League Game Summary

NFL Copyright © 2016 by The National Football League. All rights reserved. This summary and play-by-play is for the express purpose of assisting media in their coverage of the game; any other use of this material is prohibited without the written permission of the National Football League. Updated: 10/3/2016

Jaguars	4	5:03	A.Hurns 42 yd. pass from B.Bortles (J.Myers kick) (4-75, 2:03)	20	30
Colts	4	3:03	P.Dorsett 64 yd. pass from A.Luck (A.Vinatieri kick) (6-75, 2:00)	27	30
Paid Attendance: 83,764				Time: 3:15	

Final Individual Statistics

Indianapolis Colts

RUSHING	ATT	YDS	AVG	LG	TD
F.Gore	16	68	4.3	17	1
A.Luck	4	23	5.8	7	0
P.Dorsett	1	3	3.0	3	0
R.Turbin	1	2	2.0	2	0
J.Ferguson	3	-2	-0.7	1	0
Total	25	94	3.8	17	1

PASSING	ATT	CMP	YDS	SK/ YD	TD	LG	IN	RT
A.Luck	42	27	234	6/44	2	64	1	84.8
Total	42	27	234	6/44	2	64	1	84.8

PASS RECEIVING	TAR	REC	YDS	AVG	LG	TD
T.Hilton	10	7	42	6.0	14	1
J.Ferguson	10	7	33	4.7	9	0
F.Gore	6	5	27	5.4	14	0
C.Rogers	3	2	39	19.5	23	0
D.Allen	4	2	20	10.0	13	0
R.Turbin	3	2	3	1.5	2	0
P.Dorsett	3	1	64	64.0	64	1
J.Doyle	1	1	6	6.0	6	0
Total	40	27	234	8.7	64	2

INTERCEPTIONS	NO	YDS	AVG	LG	TD
Total	0	0	0	0	0

PUNTING	NO	YDS	AVG	NET	TB	IN20	LG
P.McAfee	3	149	49.7	39.0	1	0	54
Total	3	149	49.7	39.0	1	0	54

PUNT RETURNS	NO	YDS	AVG	FC	LG	TD
Q.Bray	2	18	9.0	1	14	0
[DOWNED]	1	0	0.0	0	0	0
[TOUCHBACK]	1	0	0.0	0	0	0
Total	2	18	9.0	1	14	0

KICKOFF RETURNS	NO	YDS	AVG	FC	LG	TD
Q.Bray	1	39	39.0	0	39	0
J.Todman	1	28	28.0	0	28	0
[TOUCHBACK]	4	0	0.0	0	0	0
Total	2	67	33.5	0	39	0

Jacksonville Jaguars

RUSHING	ATT	YDS	AVG	LG	TD
T.Yeldon	14	71	5.1	15	0
B.Bortles	7	36	5.1	9	1
C.Ivory	8	29	3.6	13	0
Total	29	136	4.7	15	1

PASSING	ATT	CMP	YDS	SK/ YD	TD	LG	IN	RT
B.Bortles	33	19	207	3/12	2	42	0	96.4
Total	33	19	207	3/12	2	42	0	96.4

PASS RECEIVING	TAR	REC	YDS	AVG	LG	TD
A.Robinson	10	5	55	11.0	17	1
T.Yeldon	5	4	46	11.5	16	0
M.Lee	6	4	28	7.0	13	0
A.Hurns	4	2	47	23.5	42	1
M.Lewis	2	1	12	12.0	12	0
N.Sterling	1	1	10	10.0	10	0
R.Greene	1	1	8	8.0	8	0
A.Benn	2	1	1	1.0	1	0
C.Ivory	1	0	0	0.0	0	0
B.Walters	1	0	0	0.0	0	0
Total	33	19	207	10.9	42	2

INTERCEPTIONS	NO	YDS	AVG	LG	TD
Y.Ngakoue	1	9	9.0	9	0
Total	1	9	9.0	9	0

PUNTING	NO	YDS	AVG	NET	TB	IN20	LG
B.Nortman	5	269	53.8	46.2	1	1	78
Total	5	269	53.8	46.2	1	1	78

PUNT RETURNS	NO	YDS	AVG	FC	LG	TD
R.Greene	2	12	6.0	0	12	0
[TOUCHBACK]	1	0	0.0	0	0	0
Total	2	12	6.0	0	12	0

KICKOFF RETURNS	NO	YDS	AVG	FC	LG	TD
C.Grant	4	80	20.0	0	28	0
[TOUCHBACK]	2	0	0.0	0	0	0
Total	4	80	20.0	0	28	0

Indianapolis Colts

FUMBLES	FUM	LOST	OWN-REC	YDS	TD	FORCED	OPP-REC	YDS	TD	OUT-BDS
C.Rogers	1	0	0	0	0	0	0	0	0	0
A.Luck	0	0	1	-1	0	0	0	0	0	0
M.Adams	0	0	0	0	0	1	0	0	0	0
P.Dorsett	0	0	0	-4	0	0	0	0	0	0
Total	1	0	1	-5	0	1	0	0	0	0

Jacksonville Jaguars

FUMBLES	FUM	LOST	OWN-REC	YDS	TD	FORCED	OPP-REC	YDS	TD	OUT-BDS
T.Yeldon	1	0	0	0	0	0	0	0	0	1
Y.Ngakoue	0	0	0	0	0	1	0	0	0	0
Total	1	0	0	0	0	1	0	0	0	1

Final Team Statistics

	Visitor Colts	Home Jaguars
TOTAL FIRST DOWNS	23	23
By Rushing	7	7
By Passing	11	11
By Penalty	5	5
THIRD DOWN EFFICIENCY	9-17-53%	3-11-27%
FOURTH DOWN EFFICIENCY	0-2-0%	1-1-100%
TOTAL NET YARDS	284	331
Total Offensive Plays (inc. times thrown passing)	73	65
Average gain per offensive play	3.9	5.1
NET YARDS RUSHING	94	136
Total Rushing Plays	25	29
Average gain per rushing play	3.8	4.7
Tackles for a loss-number and yards	2-7	5-11
NET YARDS PASSING	190	195
Times thrown - yards lost attempting to pass	6-44	3-12
Gross yards passing	234	207
PASS ATTEMPTS-COMPLETIONS-HAD INTERCEPTED	42-27-1	33-19-0
Avg gain per pass play (inc.# thrown passing)	4.0	5.4
KICKOFFS Number-In End Zone-Touchbacks	6-3-2	6-5-4
PUNTS Number and Average	3-49.7	5-53.8
Had Blocked	0	0
FGs - PATs Had Blocked	0-0	0-0
Net Punting Average	39.0	46.2
TOTAL RETURN YARDAGE (Not Including Kickoffs)	18	21
No. and Yards Punt Returns	2-18	2-12
No. and Yards Kickoff Returns	2-67	4-80
No. and Yards Interception Returns	0-0	1-9
PENALTIES Number and Yards	7-78	11-145
FUMBLES Number and Lost	1-0	1-0
TOUCHDOWNS	3	3
Rushing	1	1
Passing	2	2
EXTRA POINTS Made-Attempts	3-3	3-3
Kicking Made-Attempts	3-3	3-3
FIELD GOALS Made-Attempts	2-2	3-3
RED ZONE EFFICIENCY	2-2-100%	2-3-67%
GOAL TO GO EFFICIENCY	2-2-100%	2-3-67%
SAFETIES	0	0
FINAL SCORE	27	30
TIME OF POSSESSION	32:39	27:21

Ball Possession And Drive Chart

Indianapolis Colts

#	Time Recd	Time Lost	Time Poss	How Ball Obtained	Drive Began	# Play	Yds Gain	Yds Pen	Net Yds	1st Down	Last Scrm	How Given Up
1	15:00	13:30	1:30	Kickoff	IND 25	3	8	0	8	0	IND 33	Punt
2	11:50	10:33	1:17	Punt	IND 25	3	2	15	17	1	IND 42	Interception
3	8:23	1:50	6:33	Kickoff	IND 36	12	24	5	29	4	JAX 35	Field Goal
4	0:03	8:53	6:10	Punt	IND 25	11	29	15	44	3	JAX 31	Field Goal
5	4:09	1:06	3:03	Kickoff	IND 25	6	29	0	29	2	JAX 46	Punt
6	11:50	9:39	2:11	Kickoff	IND 29	3	-4	0	-4	0	IND 25	Punt
7	2:51	14:48	3:03	Kickoff	IND 25	9	35	40	75	5	* JAX 1	Touchdown
8	12:37	7:06	5:31	Punt	IND 22	12	54	24	78	5	* JAX 2	Touchdown
9	5:03	3:03	2:00	Kickoff	IND 25	6	75	0	75	2	IND 36	Touchdown
10	2:31	1:36	0:55	Punt	IND 20	6	31	0	31	1	JAX 49	Downs
11	0:26	0:00	0:26	Punt	IND 18	4	-4	0	-4	0	IND 17	Downs

(275) Average IND 25

Jacksonville Jaguars

#	Time Recd	Time Lost	Time Poss	How Ball Obtained	Drive Began	# Play	Yds Gain	Yds Pen	Net Yds	1st Down	Last Scrm	How Given Up
1	13:30	11:50	1:40	Punt	JAX 30	3	6	-6	0	0	JAX 30	Punt
2	10:33	8:23	2:10	Interception	IND 24	5	34	-10	24	3	* IND 3	Touchdown
3	1:50	0:03	1:47	Kickoff	JAX 26	3	13	-10	3	0	JAX 29	Punt
4	8:53	4:09	4:44	Kickoff	JAX 25	10	56	19	75	5	* IND 1	Touchdown
5	1:06	0:00	1:06	Punt	JAX 20	8	43	32	75	5	* IND 5	Field Goal
6	15:00	11:50	3:10	Kickoff	JAX 29	9	43	0	43	2	IND 28	Field Goal
7	9:39	2:51	6:48	Punt	JAX 11	14	41	17	58	4	IND 31	Field Goal
8	14:48	12:37	2:11	Kickoff	JAX 18	6	16	0	16	1	JAX 34	Punt
9	7:06	5:03	2:03	Kickoff	JAX 25	4	75	0	75	3	IND 42	Touchdown
10	3:03	2:31	0:32	Kickoff	JAX 18	3	4	0	4	0	JAX 22	Punt
11	1:36	0:26	1:10	Downs	JAX 49	3	0	-5	-5	0	JAX 44	Punt

(327) Average JAX 30

* inside opponent's 20

Time of Possession by Quarter		1st	2nd	3rd	4th	OT	Total
Visitor	Indianapolis Colts	9:23	9:10	5:02	9:04		32:39
Home	Jacksonville Jaguars	5:37	5:50	9:58	5:56		27:21
Kickoff Drive No.-Start Average		Colts: 6 - IND 28		Jaguars: 6 - JAX 24			

Final Defensive Statistics

Indianapolis Colts	Regular Defensive Plays											Special Teams					Misc				
	TKL	AST	COMB	SK	/ YDS	TFL	Q	IN	PD	FF	FR	TKL	AST	FF	FR	BL	TKL	AST	FF	FR	
D.Jackson	6	0	6	0	0	1	0	0	0	0	0	0	0	0	0	0	0	0	0	0	0
M.Adams	5	0	5	0	0	0	0	0	0	1	0	0	0	0	0	0	0	0	0	0	0
Si.Moore	4	0	4	0	0	1	0	0	0	0	0	0	0	0	0	0	0	0	0	0	0
A.Cromartie	4	0	4	0	0	0	0	0	0	0	0	0	0	0	0	0	0	0	0	0	0
E.Walden	3	0	3	1	4	1	2	0	0	0	0	0	0	0	0	0	0	0	0	0	0
A.Ayers	3	0	3	1	5	0	1	0	0	0	0	0	0	0	0	0	0	0	0	0	0
J.McNary	3	0	3	0	0	0	0	0	0	0	0	0	0	0	0	0	0	0	0	0	0
P.Robinson	3	0	3	0	0	0	0	0	0	0	0	0	0	0	0	0	0	0	0	0	0
K.Langford	2	0	2	0	0	1	0	0	2	0	0	0	0	0	0	0	0	0	0	0	0
V.Davis	2	0	2	0	0	0	0	0	2	0	0	0	0	0	0	0	0	0	0	0	0
C.Geathers	2	0	2	0	0	0	0	0	1	0	0	0	0	0	0	0	0	0	0	0	0
R.Melvin	2	0	2	0	0	0	0	0	1	0	0	0	0	0	0	0	0	0	0	0	0
A.Morrison	2	0	2	0	0	0	0	0	0	0	0	0	0	0	0	0	0	0	0	0	0
H.Ridgeway	1	1	2	0.5	1.5	0	1	0	1	0	0	0	0	0	0	0	0	0	0	0	0
Z.Kerr	1	1	2	0.5	1.5	1	1	0	0	0	0	0	0	0	0	0	0	0	0	0	0
T.Green	1	0	1	0	0	0	0	0	0	0	0	0	0	0	0	0	0	0	0	0	0
R.Mathis	1	0	1	0	0	0	0	0	0	0	0	0	0	0	0	0	0	0	0	0	0
D.Parry	1	0	1	0	0	1	0	0	0	0	0	0	0	0	0	0	0	0	0	0	0
H.Anderson	0	0	0	0	0	0	2	0	1	0	0	0	0	0	0	0	0	0	0	0	0
J.Todman	0	0	0	0	0	0	0	0	0	0	0	1	0	0	0	0	0	0	0	0	0
J.Ferguson	0	0	0	0	0	0	0	0	0	0	0	1	0	0	0	0	0	0	0	0	0
E.Swoope	0	0	0	0	0	0	0	0	0	0	0	1	0	0	0	0	0	0	0	0	0
E.Jackson	0	0	0	0	0	0	0	0	0	0	0	1	0	0	0	0	0	0	0	0	0
A.Castonzo	0	0	0	0	0	0	0	0	0	0	0	0	0	0	0	0	1	0	0	0	0
A.Luck	0	0	0	0	0	0	0	0	0	0	0	0	0	0	0	0	0	0	0	0	1
Total	46	2	48	3	12	6	7	0	8	1	0	6	0	0	0	0	1	0	0	0	1

TKL = Tackle AST = Assist COMB = Combined QH= QB Hit IN = Interception PD = Pass Defense FF = Forced Fumble FR = Fumble Recovery

JAX wins the coin toss and elects to defer. IND elects to Receive, and JAX elects to defend the east goal.

J.Myers kicks 65 yards from JAX 35 to end zone, Touchback.

Indianapolis Colts at 15:00

- 1-10-IND 25 (15:00) F.Gore left guard to IND 28 for 3 yards (J.Cyprien).
 2-7-IND 28 (14:28) (Shotgun) A.Luck pass short left to F.Gore to IND 33 for 5 yards (J.Ramsey).
 3-2-IND 33 (13:45) (Shotgun) A.Luck pass incomplete short left to J.Ferguson.
 4-2-IND 33 (13:41) (Punt formation) P.McAfee punts 49 yards to JAX 18, Center-M.Overton. R.Greene ran ob at JAX 30 for 12 yards (J.Todman).

Jacksonville Jaguars at 13:30

- 1-10-JAX 30 (13:30) T.Yeldon right guard to JAX 34 for 4 yards (Si.Moore).
 2-6-JAX 34 (12:55) (Shotgun) B.Bortles pass incomplete short left to M.Lewis.
 3-6-JAX 34 (12:51) (Shotgun) B.Bortles scrambles up the middle to JAX 36 for 2 yards (T.Green).
 4-4-JAX 36 (12:10) (Punt formation) *PENALTY on JAX-P.Thompson, False Start, 6 yards, enforced at JAX 36 - No Play.*
 4-10-JAX 30 (11:58) B.Nortman punts 45 yards to IND 25, Center-C.Tinker, fair catch by Q.Bray.

Indianapolis Colts at 11:50

- 1-10-IND 25 (11:50) F.Gore right guard to IND 22 for -3 yards (T.Alualu).
PENALTY on JAX-T.Alualu, Face Mask (15 Yards), 15 yards, enforced at IND 25 - No Play. X1
 1-10-IND 40 (11:23) F.Gore left tackle to IND 42 for 2 yards (M.Jackson).
 2-8-IND 42 (10:44) (Shotgun) A.Luck pass incomplete short middle to D.Allen.
 3-8-IND 42 (10:39) (Shotgun) A.Luck pass short left INTERCEPTED by Y.Ngakoue (D.Fowler) [D.Fowler] at IND 33. Y.Ngakoue to IND 24 for 9 yards (A.Castonzo).

Jacksonville Jaguars at 10:33

- 1-10-IND 24 (10:33) (Shotgun) B.Bortles pass incomplete short right to T.Yeldon (K.Langford).
 2-10-IND 24 (10:28) (Shotgun) T.Yeldon right guard to IND 14 for 10 yards (C.Geathers). R1
 1-10-IND 14 (9:52) T.Yeldon left end to IND 12 for 2 yards (D.Parry).
PENALTY on JAX-M.Lewis, Offensive Holding, 10 yards, enforced at IND 14 - No Play.
 Timeout #1 by JAX at 09:22.
 1-20-IND 24 (9:22) B.Bortles scrambles right end ran ob at IND 18 for 6 yards (A.Morrison).
 2-14-IND 18 (8:54) (Shotgun) T.Yeldon right guard to IND 3 for 15 yards (M.Adams). FUMBLES (M.Adams), ball out of bounds at IND 3. R2
 1-3-IND 3 (8:27) **B.Bortles pass short middle to A.Robinson for 3 yards, TOUCHDOWN.** P3
 J.Myers extra point is GOOD, Center-C.Tinker, Holder-B.Nortman.

IND 0 JAX 7, 5 plays, 24 yards, 2:10 drive, 6:37 elapsed

J.Myers kicks 68 yards from JAX 35 to IND -3. Q.Bray to IND 36 for 39 yards (A.Brown).

Indianapolis Colts at 8:23, (1st play from scrimmage 8:17)

- 1-10-IND 36 (8:17) A.Luck pass short right to J.Doyle to IND 39 for 3 yards (M.Jack).
Penalty on JAX-D.House, Defensive Holding, declined. X2
PENALTY on JAX-J.Ramsey, Illegal Contact, 5 yards, enforced at IND 36 - No Play.
 1-10-IND 41 (7:54) (Shotgun) F.Gore left tackle to IND 48 for 7 yards (P.Posluszny).
 2-3-IND 48 (7:16) F.Gore right guard to JAX 48 for 4 yards (M.Jack). R3
 1-10-JAX 48 (6:31) A.Luck scrambles up the middle to JAX 42 for 6 yards (T.Smith).
 2-4-JAX 42 (5:48) (Shotgun) A.Luck pass incomplete short left to F.Gore (M.Jack).
 3-4-JAX 42 (5:42) (Shotgun) A.Luck pass short right to T.Hilton to JAX 36 for 6 yards (T.Smith). P4
 1-10-JAX 36 (4:59) A.Luck pass short right to T.Hilton to JAX 32 for 4 yards (A.Jones).
 2-6-JAX 32 (4:14) (Shotgun) P.Dorsett left end to JAX 29 for 3 yards (J.Ramsey). #34 Josh Ferguson took the handoff and gave to #15 Phillip Dorsett on the reverse.
 3-3-JAX 29 (3:32) (Shotgun) A.Luck scrambles right end to JAX 25 for 4 yards (D.Fowler). R5
 1-10-JAX 25 (2:47) A.Luck sacked at JAX 35 for -10 yards (sack split by J.Johnson and P.Posluszny).
 2-20-JAX 35 (2:02) (Shotgun) A.Luck pass incomplete short right to T.Hilton.
 3-20-JAX 35 (1:58) (Shotgun) A.Luck pass incomplete short middle to C.Rogers.
 4-20-JAX 35 (1:54) (Field Goal formation) **A.Vinatieri 53 yard field goal is GOOD, Center-M.Overton, Holder-P.McAfee.**

IND 3 JAX 7, 12 plays, 29 yards, 1 penalty, 6:33 drive, 13:10 elapsed

P.McAfee kicks 64 yards from IND 35 to JAX 1. C.Grant to JAX 26 for 25 yards (J.Ferguson).

Jacksonville Jaguars at 1:50, (1st play from scrimmage 1:45)

Indianapolis Colts vs Jacksonville Jaguars at Wembley Stadium

- 1-10-JAX 26 (1:45) C.Ivory right end to JAX 28 for 2 yards (D.Jackson).
- 2-8-JAX 28 (1:08) C.Ivory left guard to JAX 28 for no gain (E.Walden).
PENALTY on JAX-N.Sterling, Offensive Holding, 10 yards, enforced at JAX 28 - No Play.
- 2-18-JAX 18 (:44) (Shotgun) B.Bortles pass incomplete short middle to C.Ivory (H.Ridgeway).
- 3-18-JAX 18 (:40) (Shotgun) B.Bortles pass short middle to T.Yeldon pushed ob at JAX 29 for 11 yards (A.Cromartie).
- 4-7-JAX 29 (:14) (Punt formation) B.Nortman punts 50 yards to IND 21, Center-C.Tinker. Q.Bray pushed ob at IND 25 for 4 yards (H.Pullard).

Indianapolis Colts at 0:03

- 1-10-IND 25 (:03) (Run formation) F.Gore left end to IND 29 for 4 yards (R.Miller).

END OF QUARTER

	Score	Time Poss	First Downs				Efficiencies	
			R	P	X	T	3 Down	4 Down
Indianapolis Colts	3	9:23	2	1	2	5	2/5	0/0
Jacksonville Jaguars	7	5:37	2	1	0	3	0/2	0/0

Second Quarter

10/2/2016

Play By Play

Indianapolis Colts continued.

2-6-IND 29	(15:00) F.Gore left guard to IND 34 for 5 yards (M.Jack).	
3-1-IND 34	(14:26) F.Gore left guard to IND 36 for 2 yards (M.Jackson).	R6
<u>1-10-IND 36</u>	(13:45) A.Luck pass short left to R.Turbin pushed ob at IND 38 for 2 yards (J.Cyprien).	
2-8-IND 38	(13:09) A.Luck pass short right to D.Allen to JAX 49 for 13 yards (J.Johnson; P.Posluszny).	P7
<u>1-10-JAX 49</u>	(12:27) (Shotgun) J.Ferguson right guard to JAX 48 for 1 yard (S.Marks).	
2-9-JAX 48	(11:44) (Shotgun) A.Luck sacked at IND 45 for -7 yards (Y.Ngakoue).	
3-16-IND 45	(11:03) (Shotgun) A.Luck pass incomplete deep left to C.Rogers. <i>PENALTY on JAX-D.House, Defensive Pass Interference, 20 yards, enforced at IND 45 - No Play.</i>	X8
<u>1-10-JAX 35</u>	(10:56) F.Gore left guard to JAX 27 for 8 yards (T.Smith).	
2-2-JAX 27	(10:15) A.Luck pass short right to F.Gore to JAX 26 for 1 yard (T.Smith).	
3-1-JAX 26	(9:28) <i>PENALTY on IND-D.Allen, False Start, 5 yards, enforced at JAX 26 - No Play.</i> Timeout #1 by IND at 09:01.	
3-6-JAX 31	(9:01) (Shotgun) A.Luck pass incomplete short middle to P.Dorsett.	
4-6-JAX 31	(8:57) (Field Goal formation) A.Vinatieri 49 yard field goal is GOOD, Center-M.Overton, Holder-P.McAfee.	

IND 6 JAX 7, 11 plays, 44 yards, 1 penalty, 6:10 drive, 6:07 elapsed

P.McAfee kicks 65 yards from IND 35 to end zone, Touchback.

Jacksonville Jaguars at 8:53

1-10-JAX 25	(8:53) P.Omameh reported in as eligible. B.Bortles scrambles right end to JAX 29 for 4 yards (D.Jackson).	
2-6-JAX 29	(8:11) (Shotgun) T.Yeldon left guard to JAX 37 for 8 yards (A.Ayers).	R4
<u>1-10-JAX 37</u>	(7:34) B.Bortles scrambles right tackle to JAX 46 for 9 yards (A.Morrison).	
2-1-JAX 46	(6:55) T.Yeldon left guard to JAX 43 for -3 yards (K.Langford). JAX-L.Joeckel was injured during the play. He is Out.	
Timeout at 06:40.		
3-4-JAX 43	(6:29) (Shotgun) B.Bortles pass deep middle to A.Robinson to IND 40 for 17 yards (A.Cromartie) [H.Anderson]. <i>Penalty on IND-T.Green, Defensive Holding, declined.</i>	P5
<u>1-10-IND 40</u>	(6:01) B.Bortles scrambles left tackle to IND 32 for 8 yards (D.Jackson).	
2-2-IND 32	(5:22) (Shotgun) B.Bortles pass short middle to A.Robinson to IND 26 for 6 yards (V.Davis). <i>Penalty on IND-D.Jackson, Unnecessary Roughness, offsetting, enforced at IND 32 - No Play.</i> <i>Penalty on JAX-A.Robinson, Taunting, offsetting.</i>	
2-2-IND 32	(4:53) (Shotgun) B.Bortles pass short left to M.Lewis to IND 20 for 12 yards (M.Adams). JAX-M.Lewis was injured during the play.	P6
<u>1-10-IND 20</u>	(4:26) (Shotgun) B.Bortles pass incomplete deep middle to A.Hurns.	
2-10-IND 20	(4:22) (Shotgun) B.Bortles pass incomplete deep right to A.Robinson. <i>PENALTY on IND-P.Robinson, Defensive Pass Interference, 19 yards, enforced at IND 20 - No Play.</i>	X7
<u>1-1-IND 1</u>	(4:16) (Shotgun) B.Bortles pass incomplete short right to A.Robinson (C.Geathers).	
2-1-IND 1	(4:13) (Shotgun) B.Bortles right guard for 1 yard, TOUCHDOWN. J.Myers extra point is GOOD, Center-C.Tinker, Holder-B.Nortman.	R8

IND 6 JAX 14, 10 plays, 75 yards, 1 penalty, 4:44 drive, 10:51 elapsed

J.Myers kicks 65 yards from JAX 35 to end zone, Touchback.

Indianapolis Colts at 4:09

1-10-IND 25	(4:09) F.Gore right guard pushed ob at IND 42 for 17 yards (M.Jack).	R9
<u>1-10-IND 42</u>	(3:34) A.Luck pass short left to T.Hilton pushed ob at IND 49 for 7 yards (J.Ramsey).	
2-3-IND 49	(3:08) F.Gore right guard to JAX 47 for 4 yards (T.Alualu; M.Jack).	R10
<u>1-10-JAX 47</u>	(2:30) (Shotgun) A.Luck sacked at IND 45 for -8 yards (T.Alualu).	

Two-Minute Warning

2-18-IND 45	(2:00) (Shotgun) A.Luck pass short right to J.Ferguson to JAX 46 for 9 yards (M.Jackson).	
3-9-JAX 46	(1:20) (Shotgun) A.Luck pass incomplete deep left to T.Hilton.	
4-9-JAX 46	(1:13) (Punt formation) P.McAfee punts 46 yards to end zone, Center-M.Overton, Touchback.	

Jacksonville Jaguars at 1:06

1-10-JAX 20	(1:06) (Shotgun) T.Yeldon right guard to JAX 28 for 8 yards (J.McNary).	
2-2-JAX 28	(:44) (No Huddle, Shotgun) B.Bortles scrambles right end to JAX 34 for 6 yards (J.McNary). Timeout #2 by JAX at 00:40.	R9

Indianapolis Colts vs Jacksonville Jaguars at Wembley Stadium

- 1-10-JAX 34 (:40) (Shotgun) B.Bortles pass short right to M.Lee ran ob at JAX 43 for 9 yards (A.Cromartie).
- 2-1-JAX 43 (:36) (No Huddle, Shotgun) B.Bortles pass incomplete short right to N.Sterling (T.Green).
PENALTY on IND-T.Green, Unnecessary Roughness, 15 yards, enforced at JAX 43 - No Play. X10
- 1-10-IND 42 (:32) (Shotgun) B.Bortles pass short right to A.Robinson to IND 37 for 5 yards (A.Cromartie).
- 2-5-IND 37 (:27) (Shotgun) B.Bortles pass incomplete short right to A.Robinson (A.Cromartie).
PENALTY on IND-A.Cromartie, Defensive Pass Interference, 12 yards, enforced at IND 37 - No Play. X11
- 1-10-IND 25 (:24) (Shotgun) B.Bortles sacked at IND 28 for -3 yards (sack split by H.Ridgeway and Z.Kerr).
 Timeout #3 by JAX at 00:17.
- 2-13-IND 28 (:17) (Shotgun) B.Bortles pass short right to A.Robinson ran ob at IND 13 for 15 yards (P.Robinson). P12
- 1-10-IND 13 (:12) (Shotgun) B.Bortles pass incomplete short right to A.Robinson.
PENALTY on IND-A.Cromartie, Defensive Holding, 5 yards, enforced at IND 13 - No Play. X13
- 1-8-IND 8 (:07) (Shotgun) B.Bortles pass short left to M.Lee ran ob at IND 5 for 3 yards.
- 2-5-IND 5 (:02) (Field Goal formation) J.Myers 22 yard field goal is GOOD, Center-C.Tinker, Holder-B.Nortman.

IND 6 JAX 17, 8 plays, 75 yards, 3 penalties, 1:06 drive, 15:00 elapsed
--

END OF QUARTER	Score	Time Poss	First Downs				Efficiencies	
			R	P	X	T	3 Down	4 Down
Indianapolis Colts	6	9:10	3	1	1	5	1/3	0/0
Jacksonville Jaguars	17	5:50	3	3	4	10	1/1	0/0

Third Quarter

10/2/2016

Play By Play

JAX elects to Receive, and IND elects to defend the goal.

P.McAfee kicks 64 yards from IND 35 to JAX 1. C.Grant to JAX 29 for 28 yards (E.Swoope).

Jacksonville Jaguars at 15:00, (1st play from scrimmage 14:54)

1-10-JAX 29	(14:54) (Shotgun) T.Yeldon left guard to JAX 38 for 9 yards (Si.Moore).	
2-1-JAX 38	(14:34) (Shotgun) B.Bortles pass incomplete deep left to A.Robinson.	
3-1-JAX 38	(14:28) (Shotgun) B.Bortles pass short right to M.Lee pushed ob at IND 49 for 13 yards (R.Melvin).	P14
<u>1-10-IND 49</u>	(13:57) C.Ivory right tackle to IND 41 for 8 yards (P.Robinson).	
2-2-IND 41	(13:19) B.Bortles pass short right to R.Greene pushed ob at IND 33 for 8 yards (P.Robinson).	P15
<u>1-10-IND 33</u>	(12:47) (Shotgun) B.Bortles pass incomplete short middle to A.Hurns (H.Anderson).	
2-10-IND 33	(12:39) B.Bortles pass short left to A.Hurns to IND 28 for 5 yards (V.Davis).	
3-5-IND 28	(11:59) (Shotgun) B.Bortles pass incomplete short middle to A.Robinson (V.Davis).	
4-5-IND 28	(11:55) (Field Goal formation) J.Myers 46 yard field goal is GOOD, Center-C.Tinker, Holder-B.Nortman.	

IND 6 JAX 20, 9 plays, 43 yards, 3:10 drive, 3:10 elapsed

J.Myers kicks 64 yards from JAX 35 to IND 1. J.Todman to IND 29 for 28 yards (A.Benn).

Indianapolis Colts at 11:50, (1st play from scrimmage 11:45)

1-10-IND 29	(11:45) F.Gore left guard to IND 36 for 7 yards (Y.Ngakoue).	
2-3-IND 36	(11:12) F.Gore left tackle to IND 37 for 1 yard (R.Miller).	
3-2-IND 37	(10:29) A.Luck pass short right to J.Doyle to JAX 10 for 53 yards (P.Amukamara). Jacksonville challenged the runner was not down by contact ruling, and the play was REVERSED. A.Luck sacked at IND 25 for -12 yards (P.Posluszny).	
4-14-IND 25	(9:51) (Punt formation) P.McAfee punts 54 yards to JAX 21, Center-M.Overton. R.Greene to JAX 29 for 8 yards (C.Geathers). <i>PENALTY on JAX-J.Johnson, Offensive Holding, 10 yards, enforced at JAX 21.</i>	

Jacksonville Jaguars at 9:39

1-10-JAX 11	(9:39) (Shotgun) B.Bortles pass incomplete short left to M.Lee [H.Anderson].	
2-10-JAX 11	(9:36) T.Yeldon left guard to JAX 24 for 13 yards (M.Adams).	R16
<u>1-10-JAX 24</u>	(9:02) (Shotgun) T.Yeldon left guard to JAX 25 for 1 yard (A.Ayers).	
2-9-JAX 25	(8:31) (Shotgun) B.Bortles sacked at JAX 20 for -5 yards (A.Ayers). <i>PENALTY on IND-C.Maggitt, Unnecessary Roughness, 17 yards, enforced at JAX 20.</i>	X17
<u>1-10-JAX 37</u>	(8:01) (Shotgun) C.Ivory left guard to JAX 41 for 4 yards (K.Langford).	
2-6-JAX 41	(7:26) (Shotgun) C.Ivory left guard to IND 46 for 13 yards (M.Adams).	R18
<u>1-10-IND 46</u>	(6:45) C.Ivory right end to 50 for -4 yards (D.Jackson).	
2-14-50	(6:06) B.Bortles sacked at JAX 46 for -4 yards (E.Walden).	
3-18-JAX 46	(5:24) (Shotgun) B.Bortles pass short left to A.Robinson to IND 39 for 15 yards (V.Davis).	
4-3-IND 39	(4:39) (Shotgun) B.Bortles pass short right to T.Yeldon pushed ob at IND 35 for 4 yards (D.Jackson).	P19
<u>1-10-IND 35</u>	(4:06) C.Ivory right guard to IND 30 for 5 yards (D.Jackson).	
2-5-IND 30	(3:32) (Shotgun) C.Ivory left guard to IND 31 for -1 yards (Si.Moore).	
3-6-IND 31	(3:01) (No Huddle, Shotgun) B.Bortles pass incomplete short right to A.Robinson (R.Melvin).	
4-6-IND 31	(2:55) (Field Goal formation) J.Myers 49 yard field goal is GOOD, Center-C.Tinker, Holder-B.Nortman.	

IND 6 JAX 23, 14 plays, 58 yards, 1 penalty, 6:48 drive, 12:09 elapsed

J.Myers kicks 65 yards from JAX 35 to end zone, Touchback.

Indianapolis Colts at 2:51

1-10-IND 25	(2:51) (Shotgun) F.Gore left tackle to IND 30 for 5 yards (T.Smith).	
2-5-IND 30	(2:32) (No Huddle, Shotgun) A.Luck pass short right to F.Gore to IND 36 for 6 yards (P.Posluszny).	P11
<u>1-10-IND 36</u>	(2:09) (No Huddle, Shotgun) A.Luck pass short right to F.Gore to IND 37 for 1 yard (D.Fowler).	
2-9-IND 37	(1:44) (No Huddle, Shotgun) A.Luck pass deep middle to C.Rogers to JAX 44 for 19 yards (T.Gipson).	P12
<u>1-10-JAX 44</u>	(1:18) (No Huddle, Shotgun) J.Ferguson right end to JAX 44 for no gain (M.Jackson).	
2-10-JAX 44	(:49) (No Huddle, Shotgun) A.Luck pass incomplete short left to R.Turbin (M.Jackson).	
3-10-JAX 44	(:44) (Shotgun) <i>PENALTY on JAX-D.Fowler, Defensive Offside, 5 yards, enforced at JAX 44 - No Play.</i>	
3-5-JAX 39	(:44) (Shotgun) A.Luck pass short middle to D.Allen to JAX 32 for 7 yards (J.Cyprien).	P13
<u>1-10-JAX 32</u>	(:21) F.Gore right tackle to JAX 36 for -4 yards (S.Day).	

Indianapolis Colts vs Jacksonville Jaguars at Wembley Stadium

END OF QUARTER

	Time	First Downs				Efficiencies		
Score	Poss	R	P	X	T	3 Down	4 Down	
Indianapolis Colts	6	5:02	0	3	0	3	1/2	0/0
Jacksonville Jaguars	23	9:58	2	3	1	6	1/4	1/1

Fourth Quarter

10/2/2016

Play By Play

Indianapolis Colts continued.

2-14-JAX 36	(15:00) (Shotgun) A.Luck pass incomplete deep right to D.Allen (J.Cyprien).	
	<i>PENALTY on JAX-J.Cyprien, Defensive Pass Interference, 35 yards, enforced at JAX 36 - No Play.</i>	X14
<u>1-1-JAX 1</u>	(14:52) L.Clark reported in as eligible. F.Gore left guard for 1 yard, TOUCHDOWN.	R15
	<i>(Kick formation) PENALTY on IND-P.McAfee, False Start, 5 yards, enforced at JAX 15 - No Play.</i>	
	A.Vinatieri extra point is GOOD, Center-M.Overton, Holder-P.McAfee.	

IND 13 JAX 23, 9 plays, 75 yards, 2 penalties, 3:03 drive, 0:12 elapsed
--

P.McAfee kicks 65 yards from IND 35 to JAX 0. C.Grant to JAX 18 for 18 yards (A.Ayers).

Jacksonville Jaguars at 14:48, (1st play from scrimmage 14:43)

1-10-JAX 18	(14:43) (Shotgun) B.Bortles pass incomplete short right to A.Benn.	
2-10-JAX 18	(14:39) (Shotgun) T.Yeldon right guard to JAX 21 for 3 yards (H.Ridgeway).	
3-7-JAX 21	(14:04) (Shotgun) B.Bortles pass short right to N.Sterling pushed ob at JAX 31 for 10 yards (R.Melvin).	P20
<u>1-10-JAX 31</u>	(13:32) B.Bortles pass short left to M.Lee to JAX 34 for 3 yards (E.Walden).	
2-7-JAX 34	(13:02) B.Bortles pass incomplete deep left to A.Robinson (V.Davis).	
3-7-JAX 34	(12:54) (Shotgun) B.Bortles pass incomplete short right to B.Walters.	
4-7-JAX 34	(12:50) (Punt formation) B.Nortman punts 58 yards to IND 8, Center-C.Tinker. Q.Bray to IND 22 for 14 yards (P.Thompson).	

Indianapolis Colts at 12:37

1-10-IND 22	(12:37) (Shotgun) J.Ferguson left end to IND 19 for -3 yards (T.Smith).	
2-13-IND 19	(12:16) (No Huddle, Shotgun) A.Luck pass short right to J.Ferguson to IND 28 for 9 yards (T.Smith) [S.Marks].	
3-4-IND 28	(11:30) (Shotgun) A.Luck pass short left to T.Hilton to IND 42 for 14 yards (Y.Ngakoue).	P16
<u>1-10-IND 42</u>	(11:01) (No Huddle, Shotgun) A.Luck scrambles left tackle to IND 48 for 6 yards (T.Smith).	
2-4-IND 48	(10:37) (No Huddle, Shotgun) A.Luck pass short left to F.Gore to JAX 38 for 14 yards (J.Johnson).	P17
<u>1-10-JAX 38</u>	(10:12) (No Huddle, Shotgun) A.Luck pass incomplete deep right to T.Hilton.	
2-10-JAX 38	(10:06) (Shotgun) A.Luck pass incomplete deep left to Q.Bray (D.House).	
	<i>PENALTY on JAX-D.House, Defensive Pass Interference, 24 yards, enforced at JAX 38 - No Play.</i>	X18
<u>1-10-JAX 14</u>	(10:00) (Shotgun) F.Gore right guard to JAX 12 for 2 yards (J.Cyprien; A.Jones).	
2-8-JAX 12	(9:22) (Shotgun) A.Luck scrambles left tackle to JAX 5 for 7 yards (J.Johnson).	
3-1-JAX 5	(8:55) R.Turbin left guard to JAX 3 for 2 yards (C.Smith).	R19
<u>1-3-JAX 3</u>	(8:17) (Shotgun) A.Luck pass short middle to R.Turbin to JAX 2 for 1 yard (P.Posluszny).	
2-2-JAX 2	(7:37) (Shotgun) A.Luck pass short right to T.Hilton ran ob at JAX 2 for no gain [R.Miller].	
3-2-JAX 2	(7:13) (Shotgun) A.Luck pass short right to T.Hilton for 2 yards, TOUCHDOWN.	P20
	A.Vinatieri extra point is GOOD, Center-M.Overton, Holder-P.McAfee.	

IND 20 JAX 23, 12 plays, 78 yards, 1 penalty, 5:31 drive, 7:54 elapsed

P.McAfee kicks 65 yards from IND 35 to end zone, Touchback.

Jacksonville Jaguars at 7:06

1-10-JAX 25	(7:06) (Shotgun) B.Bortles pass short left to T.Yeldon to JAX 41 for 16 yards (Si.Moore).	P21
<u>1-10-JAX 41</u>	(6:29) (Shotgun) B.Bortles pass short middle to T.Yeldon pushed ob at IND 44 for 15 yards (C.Geathers) [E.Walden].	P22
<u>1-10-IND 44</u>	(5:57) C.Ivory right guard to IND 42 for 2 yards (R.Mathis).	
2-8-IND 42	(5:15) (Shotgun) B.Bortles pass short right to A.Hurns for 42 yards, TOUCHDOWN.	P23
	J.Myers extra point is GOOD, Center-C.Tinker, Holder-B.Nortman.	

IND 20 JAX 30, 4 plays, 75 yards, 2:03 drive, 9:57 elapsed

J.Myers kicks 65 yards from JAX 35 to end zone, Touchback.

Indianapolis Colts at 5:03

1-10-IND 25	(5:03) (Shotgun) A.Luck pass incomplete short middle to J.Ferguson [S.Marks].	
2-10-IND 25	(4:58) (Shotgun) A.Luck pass short right to J.Ferguson to IND 30 for 5 yards (P.Amukamara).	
3-5-IND 30	(4:32) (No Huddle, Shotgun) A.Luck pass short right to J.Doyle to IND 36 for 6 yards (J.Cyprien).	P21
<u>1-10-IND 36</u>	(4:05) (No Huddle, Shotgun) A.Luck pass short left to J.Ferguson to IND 40 for 4 yards (J.Johnson).	
2-6-IND 40	(3:42) (No Huddle, Shotgun) A.Luck sacked at IND 36 for -4 yards (C.Smith).	
3-10-IND 36	(3:10) (No Huddle, Shotgun) A.Luck pass deep right to P.Dorsett for 64 yards, TOUCHDOWN.	P22
	A.Vinatieri extra point is GOOD, Center-M.Overton, Holder-P.McAfee.	

Indianapolis Colts vs Jacksonville Jaguars at Wembley Stadium

IND 27 JAX 30, 6 plays, 75 yards, 2:00 drive, 11:57 elapsed

P.McAfee kicks 56 yards from IND 35 to JAX 9. C.Grant to JAX 18 for 9 yards (E.Jackson).

Jacksonville Jaguars at 3:03, (1st play from scrimmage 2:56)

- 1-10-JAX 18 (2:56) B.Bortles pass short right to A.Benn pushed ob at JAX 19 for 1 yard (M.Adams).
- 2-9-JAX 19 (2:51) (Shotgun) T.Yeldon right tackle to JAX 22 for 3 yards (E.Walden).
Timeout #1 by IND at 02:45.
- 3-6-JAX 22 (2:45) (Shotgun) B.Bortles pass incomplete short right to M.Lee (K.Langford).
- 4-6-JAX 22 (2:41) (Punt formation) B.Nortman punts 78 yards to end zone, Center-C.Tinker, Touchback.

Indianapolis Colts at 2:31

- 1-10-IND 20 (2:31) (Shotgun) A.Luck pass short right to J.Ferguson to IND 19 for -1 yards (M.Jackson).
- 2-11-IND 19 (2:08) (No Huddle, Shotgun) A.Luck pass deep left to C.Rogers to IND 42 for 23 yards (P.Posluszny).

Two-Minute Warning

- 1-10-IND 42 (2:00) (Shotgun) A.Luck pass incomplete short right to J.Ferguson [M.Jackson].
- 2-10-IND 42 (1:53) (Shotgun) A.Luck pass incomplete deep right to P.Dorsett.
- 3-10-IND 42 (1:48) (Shotgun) A.Luck pass short middle to T.Hilton pushed ob at JAX 49 for 9 yards (P.Amukamara).
- 4-1-JAX 49 (1:42) (Shotgun) A.Luck pass incomplete short middle to D.Allen (J.Johnson).

Jacksonville Jaguars at 1:36

- 1-10-JAX 49 (1:36) T.Alualu and P.Omameh reported in as eligible. T.Yeldon left guard to JAX 48 for -1 yards (Z.Kerr).
Timeout #2 by IND at 01:31.
- 2-11-JAX 48 (1:31) T.Yeldon right tackle to JAX 46 for -2 yards (D.Parry).
Timeout #3 by IND at 01:27.
- 3-13-JAX 46 (1:27) T.Yeldon right guard to JAX 49 for 3 yards (J.McNary).
- 4-10-JAX 49 (1:27) (Punt formation) *PENALTY on JAX-B.Nortman, Delay of Game, 5 yards, enforced at JAX 49 - No Play.*
- 4-15-JAX 44 (:38) (Punt formation) B.Nortman punts 38 yards to IND 18, Center-C.Tinker, downed by JAX.

Indianapolis Colts at 0:26

- 1-10-IND 18 (:26) (Shotgun) A.Luck pass short left to J.Ferguson pushed ob at IND 20 for 2 yards (J.Ramsey) [D.Fowler].
- 2-8-IND 20 (:19) (Shotgun) A.Luck sacked at IND 17 for -3 yards (S.Marks).
- 3-11-IND 17 (:02) A.Luck spiked the ball to stop the clock.
- 4-11-IND 17 (:02) (Shotgun) A.Luck pass short middle to J.Ferguson to IND 22 for 5 yards. Lateral to C.Rogers to IND 22 for no gain (Y.Ngakoue).
FUMBLES (Y.Ngakoue), recovered by IND-A.Luck at IND 19. A.Luck to IND 18 for -1 yards. Lateral to P.Dorsett to IND 14 for -4 yards (P.Amukamara).

END OF QUARTER

	Score	Time Poss	First Downs				Efficiencies	
			R	P	X	T	3 Down	4 Down
Indianapolis Colts	27	9:04	2	6	2	10	5/7	0/2
Jacksonville Jaguars	30	5:56	0	4	0	4	1/4	0/0

Miscellaneous Statistics Report

Indianapolis Colts vs Jacksonville Jaguars
10/2/2016 at Wembley Stadium

Ten Longest Plays for Indianapolis Colts

Yards	Qtr	Play Start	Play Description
64	4	3-10-IND 36	(3:10) (No Huddle, Shotgun) A.Luck pass deep right to P.Dorsett for 64 yards, TOUCHDOWN.
23	4	2-11-IND 19	(2:08) (No Huddle, Shotgun) A.Luck pass deep left to C.Rogers to IND 42 for 23 yards (P.Posluszny).
19	3	2-9-IND 37	(1:44) (No Huddle, Shotgun) A.Luck pass deep middle to C.Rogers to JAX 44 for 19 yards (T.Gipson).
17	2	1-10-IND 25	(4:09) F.Gore right guard pushed ob at IND 42 for 17 yards (M.Jack).
14	4	3-4-IND 28	(11:30) (Shotgun) A.Luck pass short left to T.Hilton to IND 42 for 14 yards (Y.Ngakoue).
14	4	2-4-IND 48	(10:37) (No Huddle, Shotgun) A.Luck pass short left to F.Gore to JAX 38 for 14 yards (J.Johnson).
13	2	2-8-IND 38	(13:09) A.Luck pass short right to D.Allen to JAX 49 for 13 yards (J.Johnson; P.Posluszny).
9	2	2-18-IND 45	(2:00) (Shotgun) A.Luck pass short right to J.Ferguson to JAX 46 for 9 yards (M.Jackson).
9	4	2-13-IND 19	(12:16) (No Huddle, Shotgun) A.Luck pass short right to J.Ferguson to IND 28 for 9 yards (T.Smith) [S.Marks].
9	4	3-10-IND 42	(1:48) (Shotgun) A.Luck pass short middle to T.Hilton pushed ob at JAX 49 for 9 yards (P.Amukamara).

Ten Longest Plays for Jacksonville Jaguars

Yards	Qtr	Play Start	Play Description
42	4	2-8-IND 42	(5:15) (Shotgun) B.Bortles pass short right to A.Hurns for 42 yards, TOUCHDOWN.
17	2	3-4-JAX 43	(6:29) (Shotgun) B.Bortles pass deep middle to A.Robinson to IND 40 for 17 yards (A.Cromartie) [H.Anderson].
16	4	1-10-JAX 25	(7:06) (Shotgun) B.Bortles pass short left to T.Yeldon to JAX 41 for 16 yards (Si.Moore).
15	1	2-14-IND 18	(8:54) (Shotgun) T.Yeldon right guard to IND 3 for 15 yards (M.Adams). FUMBLES (M.Adams), ball out of bounds at IND 3.
15	2	2-13-IND 28	(:17) (Shotgun) B.Bortles pass short right to A.Robinson ran ob at IND 13 for 15 yards (P.Robinson).
15	3	3-18-JAX 46	(5:24) (Shotgun) B.Bortles pass short left to A.Robinson to IND 39 for 15 yards (V.Davis).
15	4	1-10-JAX 41	(6:29) (Shotgun) B.Bortles pass short middle to T.Yeldon pushed ob at IND 44 for 15 yards (C.Geathers) [E.Walden].
13	3	3-1-JAX 38	(14:28) (Shotgun) B.Bortles pass short right to M.Lee pushed ob at IND 49 for 13 yards (R.Melvin).
13	3	2-10-JAX 11	(9:36) T.Yeldon left guard to JAX 24 for 13 yards (M.Adams).
13	3	2-6-JAX 41	(7:26) (Shotgun) C.Ivory left guard to IND 46 for 13 yards (M.Adams).

Touchdown Scoring Information

		Offense	Defense	Special Teams
VISITOR	Indianapolis Colts	3	0	0
HOME	Jacksonville Jaguars	3	0	0

Player Scoring Information

Club	Player	TD	Rush TD	Rec TD	KO TD	Punt TD	Int TD	Fum TD	Misc TD	FG	XP	2Pt Rush	2Pt Rec	Sfty	Points
IND	A.Vinatieri	0	0	0	0	0	0	0	0	2	3	0	0	0	9
IND	F.Gore	0	1	0	0	0	0	0	0	0	0	0	0	0	6
IND	T.Hilton	0	0	1	0	0	0	0	0	0	0	0	0	0	6
IND	P.Dorsett	0	0	1	0	0	0	0	0	0	0	0	0	0	6
JAX	J.Myers	0	0	0	0	0	0	0	0	3	3	0	0	0	12
JAX	B.Bortles	0	1	0	0	0	0	0	0	0	0	0	0	0	6
JAX	A.Robinson	0	0	1	0	0	0	0	0	0	0	0	0	0	6
JAX	A.Hurns	0	0	1	0	0	0	0	0	0	0	0	0	0	6

Possession Detail

	First Half		Second Half		Game	
	Visitor	Home	Visitor	Home	Visitor	Home
Largest Lead	0	11	0	17	0	17
Drives Leading	0	3	0	6	0	9
Time of Possession Leading	0:00	7:37	0:00	15:54	0:00	23:31
Largest Deficit	-11	0	-17	0	-17	0
Drives Trailing	3	0	6	0	9	0
Time of Possession Trailing	15:46	0:00	14:06	0:00	29:52	0:00
Times Score Tied Up		0		0		0
Lead Changes		1		0		1

Playtime Percentage

Percent of playtime per player on offense, defense and special teams

Indianapolis Colts					Jacksonville Jaguars				
		Offense	Defense	Special Teams			Offense	Defense	Special Teams
J Haeg	T	78 100%		5 16%	J Parnell	T	72 100%		7 23%
R Kelly	C	78 100%			K Beachum	T	72 100%		6 19%
A Castonzo	T	78 100%			A Cann	G	72 100%		6 19%
A Luck	QB	78 100%			B Linder	G	72 100%		
J Mewhort	G	77 99%		5 16%	B Bortles	QB	72 100%		
A Blythe	C	77 99%		5 16%	A Robinson	WR	70 97%		1 3%
T Hilton	WR	75 96%			A Hurns	WR	64 89%		1 3%
P Dorsett	WR	71 91%			N Sterling	WR	59 82%		13 42%
D Allen	TE	62 79%			P Oameh	G	58 81%		6 19%
C Rogers	WR	51 65%			T Yeldon	RB	54 75%		
J Doyle	TE	40 51%		14 45%	M Lee	WR	51 71%		
F Gore	RB	34 44%			M Lewis	TE	21 29%		1 3%
J Ferguson	RB	30 38%		17 55%	C Ivory	RB	18 25%		
R Turbin	RB	14 18%		9 29%	L Joeckel	T	17 24%		1 3%
E Swoope	TE	7 9%		22 71%	A Benn	WR	9 12%		20 65%
Q Bray	WR	7 9%		16 52%	T Alualu	DE	3 4%	30 38%	10 32%
L Clark	T	1 1%		5 16%	B Walters	WR	3 4%		15 48%
M Adams	SS		72 100%	6 19%	T Shatley	G	3 4%		6 19%
C Geathers	FS		72 100%	3 10%	R Greene	WR	2 3%		5 16%
V Davis	CB		69 96%		J Cyprien	SS		78 100%	11 35%
P Robinson	CB		62 86%		J Ramsey	CB		78 100%	8 26%
E Walden	LB		54 75%	6 19%	P Posluszny	LB		78 100%	5 16%
D Jackson	LB		51 71%	6 19%	T Smith	LB		77 99%	6 19%
R Mathis	LB		51 71%		T Gipson	FS		66 85%	5 16%
K Langford	DE		47 65%		Y Ngakoué	DE		60 77%	
D Parry	NT		38 53%	6 19%	P Amukamara	CB		53 68%	
A Cromartie	CB		32 44%	4 13%	D Fowler	DE		51 65%	
R Melvin	CB		32 44%	4 13%	M Jackson	DT		49 63%	1 3%
H Anderson	DT		29 40%	6 19%	J Johnson	CB		48 62%	6 19%
Z Kerr	DT		28 39%	5 16%	S Marks	DT		35 45%	5 16%
S Moore	LB		27 38%	5 16%	R Miller	DT		31 40%	
J McNary	LB		25 35%	26 84%	D House	CB		30 38%	5 16%
A Morrison	LB		24 33%	20 65%	A Jones	DT		26 33%	11 35%
H Ridgeway	DT		22 31%	6 19%	M Jack	LB		23 29%	15 48%
C Maggitt	LB		21 29%	16 52%	S Day	DT		17 22%	9 29%
A Ayers	LB		19 26%	12 39%	C Smith	DE		14 18%	1 3%
T Green	FS		17 24%	3 10%	P Thompson	FS		11 14%	24 77%
M Farley	FS			26 84%	J Wilson	SS		1 1%	19 61%
E Jackson	LB			20 65%	H Pullard	LB		1 1%	14 45%
J Todman	RB			20 65%	A Brown	LB			25 81%
P McAfee	P			14 45%	C Grant	RB			19 61%
D Morris	CB			11 35%	D Robinson	RB			19 61%
M Overton	LS			8 26%	J Myers	K			12 39%
J Vujnovich	T			5 16%	C Tinker	LS			11 35%
A Vnatieri	K			5 16%					



TRANSCRIPTS

REGULAR SEASON WEEK 6 - AT CHICAGO

The following material is the copyrighted property of Jacksonville Jaguars, LLC. The material is not being made available to, and is not to be used by, any individuals other than members of the media that have been accredited by Jacksonville Jaguars, LLC. The materials may be used for the purpose of providing limited amounts of quotable excerpts for use in connection with news reports and articles created by such members of the media. Any other use is strictly prohibited. The material is not to be shared with any third parties. The material may not be duplicated, reproduced, published or distributed without the prior written consent of Jacksonville Jaguars, LLC.



JAGUARS HEAD COACH GUS BRADLEY
Monday, October 10, 2016

(Opening Statement) "Good to be back. I know we had quite the event that took place with the hurricane, but it is good to see all of you here. I know just talking to our players we appreciate the whole city. The first responders, a lot of things going on for our team and a lot of things going on for everyone. Our whole state, up and down the east coast. We appreciate everyone's efforts to make it as smooth as possible. We feel very fortunate to be here still and to be able to practice at our facility.

As far as the team, really good meetings today. We had a chance last week with the bye week to really evaluate some things. Scheme, personnel, a lot of things and had some really good discussions. We talked to the players a little bit about that today. We will fill them in more on Wednesday. Introduce Chicago today. Just a little bit, but more to get our guys out there running again. Very fast practice. It was good to see a lot of guys are coming back. I think the bye week for us, injury wise, we still had a few guys nursing some things, but overall our health is pretty good."

(On if the team was in helmets and shoulder pads at practice) "Just helmets."

(On Aaron Colvin's return to practice) "Good. We had a couple team sessions. Just to see him run around and see guys run around. Very crisp, very fast practice. Couple days off for our players was good."

(On if Colvin will be available Sunday) "Expect him to be available."

(On if the circumstances of the hurricane made this bye week any more challenging than usual) "It is. It is challenging because not only are you taking care of yourself, but your team and your family. Then also just (to) prepare in case something happened to where we would not be in our facility. There were a lot of things going on. We are all grateful that it worked out and to where it is right now today."

(On Luke Joeckel's performance at left guard this season) "We had some tough conversations. Here is a guy that did everything for the team. He competed at left tackle. Moved to left guard. Played at left guard and did some good things at left guard. I think we were very excited about him and his versatility. Then he had to play left tackle. We thought that could happen in the season. He did everything right. It is not supposed to work out this way with a guy that does everything like that. It is just very unfortunate. We will stay strong with him and handle this whole ordeal with him."

The following material is the copyrighted property of Jacksonville Jaguars, LLC. The material is not being made available to, and is not to be used by, any individuals other than members of the media that have been accredited by Jacksonville Jaguars, LLC. The materials may be used for the purpose of providing limited amounts of quotable excerpts for use in connection with news reports and articles created by such members of the media. Any other use is strictly prohibited. The material is not to be shared with any third parties. The material may not be duplicated, reproduced, published or distributed without the prior written consent of Jacksonville Jaguars, LLC.

(On if Joeckel made progress at left guard) “We did. We did see it. I thought we saw him become more of a physical type of player. I think it was good for him in short area. I thought we saw him make overall strides there.”

(On if everyone on the team was able to make it back to Jacksonville) “Yeah, we had no issues with guys getting back.”

(On the team’s plans at left guard) “We have a couple options that we are looking at. We will have a meeting tonight and take a look at the tape and have a plan. We have some options we are looking at right now.”

(On improving third down efficiency on offense and defense) “A couple things on offense we have had a lot of third and long situations. Third and 11-plus. It is not just third and 11. These are third and 20s, third and 23s. Far too many in that area. It comes back to controlling things we can control. The foolish penalties. Penalties overall. False starts, pre-snap, more pre-snap issues for us. Cleaning that part of the game up. Defensively, you break it up into certain areas and you find out certain areas you might have to adjust some things at certain third downs specifically.”

(On what yard range is the defense struggling with on third downs) “It is the third and medium area.”

(On where those struggles are derived from) “Some things. It is like the red zone. Some of the red zone things we looked at. They scored on a couple quarterback runs. Coverage was pretty tight. Green Bay game and the Baltimore game they scored on that. That is where you talk about the truth. How is our coverage? Are they scoring running the ball? Quarterback scramble, two touchdowns. What can we do in situations like that? That is what took place on third down, too. You look at your philosophy and how you are going about that certain down and distance and do you need to tweak it?”

(On his concern level with Tashaun Gipson’s and Rashad Greene’s injuries) “They didn’t go today. I think they are both questionable. So, 50-50 I would say.”

(On if he anticipated Yannick Ngakoue’s early success) “His effort, when we saw him first in OTAs, his effort is always high, every play in practice and every play in the game. He plays at that level. I think adjusting to the tackles and knowing that he is going up against a different tackle every week. His effort shows up and his strength. I think versus the run he has showed up better than we anticipated. Still some work to be done there. Doing some good things there. I am not surprised because of his play and effort, but some of the good fortune he has had comes because of that.”

(On the biggest reason behind Telvin Smith’s elevated level of play) “Maturity. I am talking about maturity on the field. Understanding the position he plays, some of the looks he is getting and how teams are attacking him. I think he has become more of a student of the game in that aspect.”

(On if Myles Jack has anything to do with pushing Smith to play better) “That would be a great question for him (Telvin). I don’t believe so. I think for Telvin, he is on his own deal to try to be the best he can be and if he makes a mistake he takes it hard and wants to correct it. We are trying to find a way, not only as players, but as a team, to eliminate those things that keep us from victory. That is what we have been

The following material is the copyrighted property of Jacksonville Jaguars, LLC. The material is not being made available to, and is not to be used by, any individuals other than members of the media that have been accredited by Jacksonville Jaguars, LLC. The materials may be used for the purpose of providing limited amounts of quotable excerpts for use in connection with news reports and articles created by such members of the media. Any other use is strictly prohibited. The material is not to be shared with any third parties. The material may not be duplicated, reproduced, published or distributed without the prior written consent of Jacksonville Jaguars, LLC.

talking about. These things are keeping us from where we want to be. Let's eliminate those things. That is the way the players look at it, too. What is keeping Telvin from being even better? These areas. He has went and attacked those areas."

(On Brad Nortman's consistency) "It is great. That is surprising to me. I know he is a good punter, but just the field position. You always want to try to win the field position battle and his punting ability out on the field, but inside the 20 and his abilities there. He is talented in that area. He has put us in some good positions."

(On how the team expects to use Myles Jack moving forward) "It is a great question. He is multiple. He can play different positions. He did some really good things. Kind of what we anticipated in the game. There are a couple plays he has to understand that teams, if they see that on tape, will keep attacking him. We need to see those corrections made. We will continue to evaluate that and see how that goes this week. I would look for him to play more OTTO."

(On preparing for potentially two different quarterbacks against Chicago) "They have different styles, but you are right we have seen Brian [Hoyer]. He has been on a roll lately. Couple of 300-yard games. He makes good decisions. I think he plays with good poise. He can get on a rhythm and be very effective and do some really cool things. That is where I think he is now. They have different styles. That is what this whole week is about. Preparing for both and see what takes place as the week goes on."

(On preparing for Chicago's pass-rusher Willie Young) "They move him around some. We have some guys like that on our team that I think, the speed type guys, for our offensive line. Every team that you play, there is going to be at least one good rusher. They have different styles in how they utilize him and how they move him around is always a challenge. I think for us, what we found out this week, too, are some of the things that are causing us issues are self-inflicted. This whole emphasis is back on eliminating those things that keep us from being our best. Now let's prepare for our opponent."

(On having this week for Kelvin Beachum to adjust to a new left guard) "I think it is good. That is why I think for us, making this decision, who the left guard is, we have a pretty good idea. We will see how it plays out, but I think that comfort level to have a week of practice with him. I think that helps. You always want to try to have those guys play as much ball together as you can. Even days can matter."

(On what the team would have done if they weren't able to work out of the facility) "We talked about going to Atlanta. Taking all you guys up there. [Director of Football Operations] Hamzah [Ahmad] is great. [General Manager] Dave [Caldwell] and Hamzah – we were talking about it during the week. We have to have options ready. Guys came over here and checked out our fields. Like I said, everyone is feeling good that we are back in our building."

(On what he has learned about his team that he did not know a month ago) "I think that you look at it by units. I think there are some areas that we are doing really well. I think defensively, the total yards and the sacks. We are getting more pressure. I know the first game it did not look like, but we really felt like we could get pressure on the quarterback. I think those things are good. I think the third downs and points we have to look at. It comes back to points and you have to do everything you can to keep those down. Offensively, I think that we are finding out that it is really important for us to be efficient. I mean,

The following material is the copyrighted property of Jacksonville Jaguars, LLC. The material is not being made available to, and is not to be used by, any individuals other than members of the media that have been accredited by Jacksonville Jaguars, LLC. The materials may be used for the purpose of providing limited amounts of quotable excerpts for use in connection with news reports and articles created by such members of the media. Any other use is strictly prohibited. The material is not to be shared with any third parties. The material may not be duplicated, reproduced, published or distributed without the prior written consent of Jacksonville Jaguars, LLC.

‘Wow, earth shattering, right?’ If we can run the ball and make good decisions with the ball and take care of the ball. Those things. I think we play very well. Obviously we have to get a chance for explosive plays. That is a part of it. I think it is making good decisions, being efficient. When we play efficient football we have a chance to do some really good things. That is what took place in the Indy game. I think you learn from that and you take it and run with it. I like our mentality of our team coming out. I mentioned that before, but it just feels different out there. I mentioned before you are sick and tired of being sick and tired. It just feels different. This team is like, ‘Okay, you know what, we had some things go our way, some things that didn’t. We understand what took place. You know what? Let’s take this now. We just came off a bye week and let’s get this going here a little bit and really see some progress made in some of the things we know we need to get corrected.’ It just seems like a real tight focus that way.”

(On AJ Cann’s progression at right guard) “He has done well. He is flexible for us, too. He has some tackle abilities, too. It gives us depth with him. At guard, for him and [Jerme] Parnell to be side-by-side like we talked about earlier and how important that is, we are still challenging him. There are areas where we just touched on the run game a little bit, but there are areas now where I think they are looking at taking it to another level and he is included in that.”

(On how much the team will monitor the weather when playing in a city like Chicago) “You always do just so you can prepare. We get reports that say here is what you are going into. You don’t put a lot of time into it. You just have awareness for what you could be heading into.”



TEAM GAME-BY-GAME STATISTICS

REGULAR SEASON WEEK 6 - AT CHICAGO

JACKSONVILLE JAGUARS 2016 OFFENSE GAME-BY-GAME

Wk.	Date	Opp	FIRST DOWNS			3 RD	TOT. OFFENSE			RUSHING			PASSING			PUNTS		PEN. Yards	FUM. Lost	Tot. Pts.	Tot. TD	Rn	Ps	Rt	Sfty	PAT	2PT FGs	T.O.P.									
			Tot	Run	Pass		Pen	Down	Yards	Plays	Avg.	Yards	Att.	Avg.	Net	Sacks	Gross												Att./	Cmp./	Int.	Avg.					
1	9/11	vs. G.B.	[L]	20	4	14	2	4/15	348	68	5.1	48	26	1.8	300	3-24	320	39	24	1	62.5	9-79	1-0	23	2	1	1	0	0	2/2	0/0	3/3	31:23				
2	9/18	at S.D.	[L]	20	6	13	1	2/11	388	63	6.2	69	11	6.3	319	2-10	329	50	31	2	44.8	14-93	1-1	14	2	0	2	0	0	2/2	0/0	0/1	25:08				
3	9/25	vs. BAL	[L]	14	1	12	1	6/16	216	63	3.4	48	21	2.3	168	4-26	194	38	24	3	41.5	7-75	0-0	17	2	0	2	0	0	2/2	0/0	1/2	28:54				
4	19/2	vs. IND	[W]	23	7	11	5	3/11	331	65	5.1	136	29	4.7	195	3-12	207	33	19	0	53.8	11-145	0-0	30	3	1	2	0	0	3/3	0/0	3/3	27:21				
5	10/16	at CHI																																			
6	10/23	vs. OAK																																			
7	10/27	at TEN																																			
9	11/6	at K.C.																																			
10	11/13	vs. HOU																																			
11	11/20	at DET																																			
12	11/27	at BUF																																			
13	12/4	vs. DEN																																			
14	12/11	vs. MIN																																			
15	12/18	at HOU																																			
16	12/24	vs. TEN																																			
17	1/1	at IND																																			
		TOTALS:		77	18	50	9	15/53	1283	259	5	301	87	3.5	982	12-72	1050	160	98	6	48.4	41-392	2-1	84	9	2	7	0	0	9/9	0/0	7/9	28:12				

JACKSONVILLE JAGUARS 2016 DEFENSE GAME-BY-GAME

Wk.	Date	Opp	FIRST DOWNS			3 RD	TOT. OFFENSE			RUSHING			PASSING			PUNTS		PEN. Yards	FUM. Lost	Tot. Pts.	Tot. TD	Rn	Ps	Rt	Sfty	PAT	2PT FGs	T.O.P.									
			Tot	Run	Pass		Pen	Down	Yards	Plays	Avg.	Yards	Att.	Avg.	Net	Sacks	Gross												Att./	Cmp./	Int.	Avg.					
1	9/11	vs. G.B.	[L]	18	6	10	2	7/14	294	60	4.9	95	25	3.8	199	1-0	199	34	20	0	46	5-24	1-0	27	3	1	2	0	0	3/3	0/0	2/2	28:37				
2	9/18	at S.D.	[L]	25	10	10	5	7/13	357	63	5.7	150	35	4.3	207	3-13	220	25	17	0	43.3	3-23	1-1	38	5	1	4	0	0	5/5	0/0	1/1	34:52				
3	9/25	vs. BAL	[L]	18	3	11	4	3/13	283	64	4.4	84	22	3.8	199	2-15	214	40	29	2	48.6	8-58	2-1	19	1	1	0	0	0	1/1	0/0	4/4	31:06				
4	19/2	vs. IND	[W]	23	7	11	5	9/17	284	73	3.9	94	25	3.8	190	6-44	234	42	27	1	49.7	7-78	1-0	27	3	1	2	0	0	3/3	0/0	2/2	32:39				
5	10/16	at CHI																																			
6	10/23	vs. OAK																																			
7	10/27	at TEN																																			
9	11/6	at K.C.																																			
10	11/13	vs. HOU																																			
11	11/20	at DET																																			
12	11/27	at BUF																																			
13	12/4	vs. DEN																																			
14	12/11	vs. MIN																																			
15	12/18	at HOU																																			
16	12/24	vs. TEN																																			
17	1/1	at IND																																			
		TOTALS:		84	26	42	11	26/57	1218	260	4.9	423	107	4	795	6-72	867	141	93	3	46.8	23-183	5-2	111	12	4	8	0	0	9/9	0/0	7/7	31:48				

JACKSONVILLE JAGUARS 2008 OFFENSE GAME-BY-GAME

Table with 30 columns: Wk. Date Opp, FIRST DOWNS, TOT. OFFENSE, RUSHING, PASSING, PUNTS, FUM., Tot., 2PT, FGs, T.O.P. Rows 1-17 show game-by-game stats for the offense, including details like runs, yards, plays, sacks, and punts.

Totals row for the offense: 5-11 312 107 183 22 87-213 5,106 1,005 5.1 1,774 426 4.2 3,332 42-288 3,620 537/ 335/ 13 67-43.3 104-813 23-11 302 35 17 15 3 1 33/33 0/2 19/25 31-22

JACKSONVILLE JAGUARS 2008 DEFENSE GAME-BY-GAME

Table with 30 columns: Wk. Date Opp, FIRST DOWNS, TOT. OFFENSE, RUSHING, PASSING, PUNTS, FUM., Tot., 2PT, FGs, T.O.P. Rows 1-17 show game-by-game stats for the defense, including details like runs, yards, plays, sacks, and punts.

Totals row for the defense: 5-11 289 98 166 25 82-200 5,295 922 5.7 1,709 428 4.0 3,586 29-191 3,777 465/ 297/ 13 67-43.0 80-691 15-4 367 41 14 25 2 0 40/40 0/1 27/30 28-38

JACKSONVILLE JAGUARS 2005 OFFENSE GAME-BY-GAME

Table with columns: Wk. Date Opp, FIRST DOWNS, 3rd, TOT. OFFENSE, RUSHING, PASSING, PUNTS, PEN., FUM., Tot., T.O.P.

Totals 12-4 301 97 170 34 93-225 5,149 1,021 5.0 1,959 502 3.9 3,190 32-162 3,352 487/ 283/ 6 83-42.4 121-1006 27-11 361 42 18 21 3 0 38/39 1/1 23/30 31:33 WC 1/7/05 at NE [L] 15 1 14 0 1-12 292 62 4.7 87 17 5.1 205 6-42 247 39/ 21/ 1 5-41.8 8-40 2-1 3 0 0 0 0/0 1/2 29:34

JACKSONVILLE JAGUARS 2005 DEFENSE GAME-BY-GAME

Table with columns: Wk. Date Opp, FIRST DOWNS, 3rd, TOT. OFFENSE, RUSHING, PASSING, PUNTS, PEN., FUM., Tot., T.O.P.

Totals 12-4 273 79 158 36 67-205 4,655 963 4.8 1,709 434 3.9 2,946 47-277 3,223 482/ 285/ 19 88-42.8 130-1055 21-9 269 30 4 22 4 0 29/30 20/27 28:27 WC 1/7/05 at NE [L] 17 6 10 1 7-14 307 59 5.2 118 28 4.2 189 4-12 201 27/ 15/ 0 5-39.2 4-32 4-0 28 4 0 3 1 0 4/4 4/0 30:26

JACKSONVILLE JAGUARS 2002 OFFENSE GAME-BY-GAME

Wk.	Date	Opp	FIRST DOWNS			3 RD			TOT. OFFENSE			RUSHING			PASSING			PUNTS			PEN.			FUM.			Tot.				
			Tot	Run	Pass	Pen	DOWN	Yards	Plays	Avg.	Yards	Att.	Avg.	Net	Sacks	Gross	Att./	Cmp./	Int.	Avg.	Yards	Lost	Pts.	TD	Rn	Ps	Rt	Sfty	PAT	2PT	FGs
1	9/ 8 vs. IND	[L]	19	8	11	0	8-16	343	69	5.0	118	32	3.7	225	1-3	228	36/ 22/	1	3-52.0	5-40	3-1	25	3	1	2	0	0	2/2	1/1	1/2	32:33
2	9/15 at KC	[W]	19	5	14	0	7-15	450	65	6.9	130	29	4.5	320	0-0	320	36/ 25/	0	4-40.5	5-45	1-1	23	3	1	2	0	0	2/2	0/1	1/2	31:44
4	9/29 vs. NYJ	[W]	20	12	8	0	4-10	383	57	6.7	223	40	5.6	160	2-13	173	15/ 10/	0	5-53.2	3-15	0-0	28	4	4	0	0	0	4/4	-	0/1	33:26
5	10/6 vs. PHI	[W]	16	4	10	2	2-11	267	51	5.2	70	27	2.6	197	1-0	197	23/ 13/	0	5-44.6	4-21	0-0	28	3	1	1	1	0	2/2	1/1	2/2	25:02
6	10/13 at TEN	[L]	13	7	4	2	4-9	198	42	4.7	130	26	5.0	68	3-16	84	13/ 7/	2	4-49.5	4-22	0-0	14	2	2	0	0	0	2/2	-	0/0	22:17
7	10/20 at BAL	[L]	22	8	14	0	6-16	397	78	5.1	173	30	5.8	224	2-7	231	46/ 24/	3	4-38.3	5-30	1-0	10	1	1	0	0	0	1/1	-	1/2	32:01
8	10/27 vs. HOU	[L]	18	7	9	2	6-17	290	71	4.1	126	32	3.9	164	5-38	202	34/ 16/	0	8-44.1	5-50	0-0	19	2	1	1	0	1	2/2	-	1/3	33:39
9	11/ 3 at NYG	[L]	16	6	9	1	5-14	329	60	5.5	126	20	6.3	203	2-27	230	38/ 23/	0	3-36.0	8-63	1-1	17	2	0	2	0	0	2/2	-	1/1	26:56
10	11/10 vs. WAS	[W]	18	7	10	1	6-15	309	64	4.8	142	32	4.4	167	3-27	194	29/ 19/	0	5-48.2	8-55	1-0	26	2	2	0	0	0	2/2	-	4/4	33:43
11	11/17 at HOU	[W]	16	5	11	0	4-12	321	58	5.5	122	28	4.4	199	5-25	224	25/ 15/	1	6-43.0	7-62	1-0	24	3	1	2	0	0	3/3	-	1/2	28:52
12	11/24 at DAL	[L]	19	5	14	0	5-14	326	68	4.8	132	26	5.1	194	2-8	202	40/ 22/	1	6-44.5	11-79	2-2	19	2	1	1	0	1	2/2	-	1/2	27:52
13	12/ 1 vs. PIT	[L]	13	4	7	2	3-11	226	47	4.8	102	21	4.9	124	3-22	146	23/ 12/	0	6-41.7	0-0	0-0	23	3	1	2	0	0	2/2	0/1	1/1	21:19
14	12/ 8 vs. CLE	[L]	13	7	4	2	2-11	211	48	4.4	157	31	5.1	54	3-19	73	14/ 10/	0	7-46.6	5-51	1-0	20	2	1	1	0	0	2/2	-	2/2	25:04
15	12/15 at CIN	[W]	20	6	13	1	3-12	321	61	5.3	109	30	3.6	212	3-11	223	28/ 19/	0	5-42.0	5-54	0-0	29	4	1	3	0	0	3/3	1/1	0/0	30:01
16	12/22 vs. TEN	[L]	13	4	9	0	0-11	214	58	3.7	75	18	4.2	139	4-18	157	36/ 18/	1	7-41.4	8-51	0-0	10	1	0	1	0	0	1/1	-	1/1	24:21
17	12/29 at IND	[L]	20	10	9	1	6-13	266	62	4.3	154	33	4.7	112	3-23	135	26/ 13/	0	3-40.7	6-47	1-1	13	1	1	0	0	0	1/1	-	2/2	29:29
Totals			6-10 275	105	156	14	71-207	4,851	959	5.1	2,089	455	4.6	2,762	42-257	3,019	462/ 268/	9	81-44.2	89-685	6-Dec	328	38	19	18	1	2	33/33	3/5	19/27	28:39

JACKSONVILLE JAGUARS 2002 DEFENSE GAME-BY-GAME

Wk.	Date	Opp	FIRST DOWNS			3 RD			TOT. OFFENSE			RUSHING			PASSING			PUNTS			PEN.			FUM.			Tot.				
			Tot	Run	Pass	Pen	DOWN	Yards	Plays	Avg.	Yards	Att.	Avg.	Net	Sacks	Gross	Att./	Cmp./	Int.	Avg.	Yards	Lost	Pts.	TD	Rn	Ps	Rt	Sfty	PAT	2PT	FGs
1	9/ 8 vs. IND	[L]	18	5	13	0	9-14	307	60	5.1	104	28	3.7	203	1-8	211	31/ 19/	0	3-47.3	2-14	2-2	28	4	0	3	1	0	4/4	-	0/1	27:27
2	9/15 at KC	[W]	18	7	11	0	6-13	336	61	5.5	140	28	5.0	196	1-3	199	32/ 16/	2	4-43.5	5-48	0-0	16	1	0	1	0	0	1/1	-	3/3	28:16
4	9/29 vs. NYJ	[W]	18	2	15	1	5-13	345	63	5.5	78	22	3.5	267	2-14	281	39/ 21/	2	3-48.3	4-25	4-2	3	0	0	0	0	0	0/0	-	1/1	26:34
5	10/6 vs. PHI	[W]	28	12	15	1	7-17	406	83	4.9	199	30	6.6	207	5-23	230	48/ 28/	0	5-39.4	10-75	0-0	25	3	1	2	0	0	2/2	1/1	1/1	34:58
6	10/13 at TEN	[L]	25	10	14	1	10-17	370	77	4.8	152	40	3.8	218	1-8	226	36/ 26/	0	1-30.0	5-55	2-1	23	2	1	1	0	0	2/2	-	3/4	37:43
7	10/20 at BAL	[L]	16	6	9	1	6-14	261	62	4.2	118	32	3.7	143	2-9	152	28/ 14/	0	6-35.7	4-30	2-2	17	2	0	2	0	0	2/2	-	1/2	27:59
8	10/27 vs. HOU	[L]	12	3	7	2	3-13	242	53	4.6	81	31	2.6	161	4-23	184	18/ 11/	0	7-37.6	9-60	2-1	21	2	1	1	0	0	1/1	1/1	2/3	26:21
9	11/ 3 at NYG	[L]	26	10	13	3	5-12	394	66	6.0	177	35	5.1	217	3-11	228	28/ 20/	0	3-38.0	7-59	1-1	24	3	2	1	0	0	3/3	-	1/3	33:04
10	11/10 vs. WAS	[W]	23	3	16	4	3-12	307	69	4.4	68	16	4.3	239	2-17	256	51/ 27/	3	5-31.4	6-49	1-0	7	1	0	1	0	0	1/1	-	0/1	26:17
11	11/17 at HOU	[W]	18	6	10	2	2-11	272	62	4.4	78	28	2.8	194	4-34	228	30/ 22/	1	6-34.7	5-40	2-1	21	3	2	1	0	0	3/3	-	0/0	31:08
12	11/24 at DAL	[L]	21	7	12	2	2-9	405	58	7.0	118	31	3.8	287	3-14	301	24/ 16/	2	5-38.8	10-75	2-1	21	3	1	2	0	0	3/3	-	0/1	32:08
13	12/ 1 vs. PIT	[L]	23	13	10	0	2-11	403	69	5.8	219	40	5.5	184	2-17	201	27/ 17/	1	1-53.0	4-25	0-0	25	1	1	0	0	0	1/1	-	6/6	38:41
14	12/ 8 vs. CLE	[L]	21	8	11	2	7-15	417	71	5.9	173	33	5.2	244	3-20	264	35/ 21/	2	5-39.8	10-68	0-0	21	3	1	2	0	0	3/3	-	0/2	34:56
15	12/15 at CIN	[W]	19	5	12	2	7-17	300	69	4.3	65	24	2.7	235	3-23	258	42/ 22/	1	2-41.0	5-29	1-1	15	1	1	0	0	0	0/0	0/1	3/3	29:59
16	12/22 vs. TEN	[L]	20	8	11	1	4-11	298	62	4.8	175	40	4.4	123	0-0	123	22/ 14/	0	6-39.7	4-30	0-0	28	4	2	1	1	0	4/4	-	0/1	35:39
17	12/29 at IND	[L]	18	7	9	2	5-13	272	57	4.8	126	29	4.3	146	0-0	146	28/ 20/	0	3-36.0	6-35	1-1	20	2	1	1	0	0	2/2	-	2/2	30:31
Totals			6-10 324	112	188	24	83-212	5,335	1,042	5.1	2,071	487	4.3	3,264	36-224	3,488	519/ 314/	14	65-38.7	96-717	20-13	315	35	14	19	2	0	32/32	2/3	23/34	31:21

JACKSONVILLE JAGUARS 1995 OFFENSE GAME-BY-GAME

Wk.	Date	Opp	FIRST DOWNS			TOT. OFFENSE			RUSHING			PASSING			PUNTS			FUM.			T.O.P.											
			Tot	Run	Pass	Pen	3 RD	DOWN	Yards	Plays	Avg.	Yards	Att.	Avg.	Net	Sacks	Gross	Att./Cmp./Int.	Avg.	Yards		Lost	Phs.	TD	Rn	Ps	Rt	Sfty	PAT	2PT	FGs	
1	9/3	vs HOU	[L]	10	6	4	0	2/12	146	52	2.8	2.8	101	22	4.6	45	4-24	69	26/10/1	8-43.1	6-30	2-1	3	0	0	0	0	0/0	-	1/2	24:16	
2	9/10	at CIN	[L]	14	5	8	1	7/17	259	66	3.9	3.9	119	29	4.1	140	7-39	179	30/12/1	6-41.5	7-59	1-1	17	2	1	1	0	2/2	-	1/1	29:58	
3	9/17	at NYJ	[L]	20	11	6	3	7/17	251	74	3.4	3.4	146	35	4.2	105	6-33	138	33/15/1	6-46.5	8-44	3-2	10	1	0	1	0	1/1	-	1/1	27:48	
4	9/24	vs GB	[L]	13	2	10	1	5/15	201	57	3.5	3.5	76	23	3.3	125	5-31	156	29/16/0	8-45.4	8-52	0-0	14	2	0	2	0	2/2	-	0/0	26/09	
5	10/1	at HOU	[W]	16	5	7	4	1/8	219	50	4.4	4.4	68	20	3.4	151	3-23	174	27/15/1	5-46.2	7-58	2-2	17	2	1	1	0	2/2	-	1/1	25/52	
6	10/8	vs PIT	[W]	17	6	10	1	3/14	267	63	4.2	4.2	96	29	3.3	171	4-18	189	30/17/0	8-48.5	5-86	1-0	20	2	1	1	0	2/2	-	2/2	32/06	
7	10/15	vs CHI	[L]	26	7	16	3	6/13	409	72	5.7	5.7	121	23	5.3	288	1-14	302	48/30/1	1-55.0	8-51	0-0	27	3	0	3	0	3/3	-	2/4	31:10	
8	10/22	at CLE	[W]	24	12	9	3	12/17	315	74	4.3	4.3	159	45	3.5	156	1-8	164	28/16/1	3-37.0	10-64	2-1	23	3	1	1	1	2/3	-	1/1	32:24	
9	10/29	at PIT	[L]	14	4	9	1	2/14	229	60	3.8	3.8	84	20	4.2	145	7-44	189	33/18/0	9-41.0	8-67	2-1	7	1	0	1	0	1/1	-	0/0	28:36	
11	11/12	vs SEA	[L]	19	10	6	3	2/7	266	51	5.2	5.2	161	28	5.8	105	3-16	121	20/13/1	3-46.3	9-75	2-1	30	3	2	1	0	3/3	-	3/3	25:57	
12	11/19	at TB	[L]	19	6	12	1	5/13	350	59	5.9	5.9	87	23	3.8	263	3-10	273	33/24/1	6-41.8	6-42	1-0	16	2	1	1	0	1/1	-	2/4	30:26	
13	11/26	vs CIN	[L]	18	4	13	1	4/12	295	58	5.1	5.1	78	20	3.9	217	4-28	245	34/18/1	4-46.0	8-104	4-1	13	1	0	1	0	1/1	-	0/1	1/1	31:00
14	12/3	at DEN	[L]	13	2	11	0	3/12	260	52	5.0	5.0	69	21	3.3	191	3-7	198	28/15/1	5-43.2	10-67	1-1	23	3	0	1	2	2/2	-	0/1	1/1	28:43
15	12/10	vs IND	[L]	27	7	16	4	7/13	424	66	6.4	6.4	126	25	5.0	298	2-14	312	39/26/1	2-42.5	6-55	1-1	31	4	1	3	0	4/4	-	1/2	31:18	
16	12/17	at DET	[L]	15	7	6	2	5/11	235	51	4.6	4.6	109	20	5.5	126	3-34	160	28/13/4	3-45.3	8-67	1-1	0	0	0	0	0	0/0	-	0/1	23:59	
17	12/24	vs CLE	[W]	18	6	11	1	3/10	373	57	6.5	6.5	105	27	3.9	268	1-7	275	29/17/0	5-38.0	7-49	0-0	24	2	1	1	0	1/1	-	1/1	3/3	28:08
Totals	4-12	283	100	154	29	74/205	4,495	962	4.7	1,705	410	4.2	2,790	57-354	3,144	495/275/15	82-43.8	121-970	23-13	275	31	9	19	3	0	27/28	1/3	20/27	28-37	28-37		

JACKSONVILLE JAGUARS 1995 DEFENSE GAME-BY-GAME

Wk.	Date	Opp	FIRST DOWNS			TOT. OFFENSE			RUSHING			PASSING			PUNTS			FUM.			T.O.P.											
			Tot	Run	Pass	Pen	3 RD	DOWN	Yards	Plays	Avg.	Yards	Att.	Avg.	Net	Sacks	Gross	Att./Cmp./Int.	Avg.	Yards		Lost	Phs.	TD	Rn	Ps	Rt	Sfty	PAT	2PT	FGs	
1	9/3	vs HOU	[L]	14	8	6	0	6/16	240	64	3.8	3.8	160	41	3.9	80	0-0	80	23/13/0	9-44.4	10-69	3-1	10	1	0	1	0	1/1	-	1/1	35:44	
2	9/10	at CIN	[L]	17	5	11	1	6/14	346	63	5.5	5.5	118	30	3.9	228	3-19	247	30/20/0	4-40.3	6-49	2-2	24	3	1	2	0	3/3	-	1/2	30:02	
3	9/17	at NYJ	[L]	23	3	18	2	7/15	375	69	5.4	5.4	79	26	3.0	296	0-0	296	43/27/1	5-39.0	5-46	0-0	27	3	0	3	0	3/3	-	2/2	32:12	
4	9/24	vs GB	[L]	16	5	10	1	9/16	322	61	5.3	5.3	129	29	4.4	193	2-9	202	30/20/1	4-49.0	9-70	2-0	24	3	1	2	0	3/3	-	1/2	33:51	
5	10/1	at HOU	[W]	19	9	9	1	11/19	297	77	3.9	3.9	91	28	3.3	206	2-19	225	47/27/1	4-44.8	7-70	3-2	16	1	0	1	0	1/1	-	3/4	34:08	
6	10/8	vs PIT	[W]	16	4	9	3	3/13	350	58	6.0	6.0	68	23	3.0	282	0-0	282	35/19/0	5-42.0	5-35	3-1	16	1	0	1	0	1/1	-	3/3	27:54	
7	10/15	vs CHI	[L]	23	9	13	1	8/14	380	62	6.1	6.1	135	33	4.1	245	0-0	245	29/17/0	1-29.0	4-46	0-0	30	3	0	3	0	3/3	-	3/3	28:50	
8	10/22	at CLE	[W]	20	3	14	3	6/12	387	59	6.6	6.6	89	24	3.7	298	1-1	299	34/20/2	2-40.5	6-66	2-2	15	1	0	1	0	0/0	-	0/1	3/3	27:36
9	10/29	at PIT	[L]	20	9	9	2	3/10	316	58	5.4	5.4	138	33	4.2	178	0-0	178	25/17/0	6-37.2	6-59	2-1	24	3	1	2	0	3/3	-	1/1	31:24	
11	11/12	vs SEA	[L]	26	12	12	2	8/14	481	73	6.6	6.6	246	40	6.2	235	2-9	244	31/18/1	3-48.0	10-129	1-0	47	6	4	2	0	6/6	-	1/1	34:05	
12	11/19	at TB	[L]	17	11	5	1	2/9	246	54	4.6	4.6	145	33	4.4	101	1-2	103	20/9/0	6-45.8	2-20	0-0	17	2	2	0	0	2/2	-	1/1	29:00	
13	11/26	vs CIN	[L]	21	7	12	2	6/13	323	66	4.9	4.9	113	27	4.2	210	0-0	210	39/19/3	4-42.8	14-98	0-0	17	2	1	1	0	2/2	-	1/1	29:34	
14	12/3	at DEN	[L]	20	7	13	0	8/13	397	67	5.9	5.9	111	33	3.4	286	0-0	286	34/22/1	3-29.0	2-10	2-2	31	4	0	4	0	4/4	-	1/1	31:17	
15	12/10	vs IND	[L]	15	9	6	0	8/13	219	52	4.2	4.2	91	35	2.6	128	1-1	129	16/9/0	2-43.0	6-72	0-0	41	5	2	2	1	5/5	-	2/2	28:42	
16	12/17	at DET	[L]	28	11	13	4	7/14	386	71	5.4	5.4	156	41	3.8	230	2-3	233	28/19/0	1-28.0	3-51	1-1	44	5	3	2	0	5/5	-	3/3	36:01	
17	12/24	vs CLE	[W]	26	9	17	0	9/17	450	76	5.9	5.9	134	28	4.8	316	3-9	325	45/28/3	2-50.5	7-70	1-1	21	3	2	1	0	3/3	-	0/1	31:52	
Totals	4-12	320	121	177	22	107/222	5,515	1,050	5.4	2,003	504	4.0	3,512	17-72	3,584	509/304/13	61-42.0	102-958	22-11	404	46	17	28	1	0	45/45	0/1	27/31	31-23	31-23		



JAGUARS RECORD BOOK
REGULAR SEASON WEEK 6 - AT CHICAGO

TEAM RECORDS

ALL-TIME TEAM SPLITS

ALL-TIME RECORDS

All-Time Record (Regular Season & Playoffs)	158-193 (.450)
Regular Season Record	152-187 (.450)
at Home	93-78 (.544)
on Road	60-109 (.355)
Postseason Record	5-6 (.455)
at Home	2-1 (.667)
on Road	3-5 (.375)

vs. AFC/NFC OPPONENTS

Record vs. AFC Opponents	117-139 (.457)
at Home	68-61 (.527)
on Road	49-78 (.386)
vs. AFC East	15-25 (.375)
at Home	8-12 (.400)
on Road	7-13 (.350)
vs. AFC North	12-18 (.400)
at Home	6-9 (.400)
on Road	6-9 (.400)
vs. AFC South	33-52 (.388)
at Home	20-23 (.465)
on Road	13-29 (.310)
vs. AFC West	18-21 (.462)
at Home	12-8 (.600)
on Road	6-13 (.316)
Record vs. NFC Opponents	36-48 (.429)
at Home	25-17 (.595)
on Road	11-31 (.262)
vs. NFC East	11-13 (.458)
at Home	8-4 (.667)
on Road	3-9 (.250)
vs. NFC North	5-8 (.385)
at Home	3-4 (.429)
on Road	2-4 (.333)
vs. NFC South	6-10 (.375)
at Home	5-3 (.625)
on Road	1-7 (.125)
vs. NFC West	10-10 (.500)
at Home	7-3 (.700)
on Road	3-7 (.300)

vs. AFC CENTRAL/AFC SOUTH

Record vs. Own Division	72-75 (.490)
vs. AFC Central (1995-2001)	39-23 (.629)
at Home	22-9 (.710)
on Road	17-14 (.548)
vs. AFC South (2002-present)	32-52 (.388)
at Home	20-23 (.465)
on Road	13-29 (.310)

RECORDS BY MONTH

Record in August	1-0 (1.000)
at Home	0-0 (.000)
on Road	1-0 (1.000)
Record in September	33-44 (.429)
at Home	19-19 (.500)
on Road	14-25 (.359)
Record in October	32-51 (.398)
at Home	18-22 (.463)
on Road	14-29 (.326)
Record in November	44-37 (.543)
at Home	27-14 (.659)
on Road	17-23 (.425)
Record in December	39-51 (.433)
at Home	24-23 (.511)
on Road	15-28 (.349)
Record in January	4-4 (.500)
at Home	3-0 (1.000)
on Road	1-4 (.200)

RECORDS BY GAME DAY

Record on Monday	8-7 (.533)
at Home	7-4 (.636)
on Road	1-3 (.250)
Record on Thursday	4-5 (.444)
at Home	4-4 (.500)
on Road	0-1 (.000)
Record on Saturday	1-2 (.333)
at Home	0-0 (.000)
on Road	1-2 (.333)
Record on Sunday	140-173 (.447)
at Home	82-70 (.539)
on Road	58-103 (.360)

DAY & NIGHT SPLITS

Day Games	136-169 (.446)
at Home	78-66 (.542)
on Road	58-103 (.360)
Night Games	17-18 (.486)

at Home	15-12 (.556)
on Road	2-6 (.250)
on Monday	8-7 (.533)
at Home	7-4 (.636)
on Road	1-3 (.250)
on Thursday	4-5 (.444)
at Home	4-4 (.500)
on Road	0-1 (.000)
on Saturday	5-6 (.455)
at Home	4-4 (.500)
on Road	1-2 (.333)

RECORDS BY TIME ZONE

Eastern Time Zone	124-133 (.482)
Central Time Zone	22-38 (.367)
Mountain Time Zone	3-3 (.500)
Pacific Time Zone	2-11 (.154)

VENUE SPLITS

Grass Surface	131-137 (.489)
Artificial Turf Surface	22-50 (.306)
Dome	6-18 (.250)

SCORING SPLITS

Scoring First	104-49 (.680)
at Home	63-22 (.741)
on Road	41-27 (.603)
Opponent Scores First	49-138 (.262)
at Home	30-56 (.349)
on Road	19-82 (.188)
Scoring 20-Plus Points	124-53 (.701)
at Home	77-21 (.786)
on Road	47-32 (.595)
Scoring Less Than 20 Points	37-144 (.204)
at Home	21-62 (.253)
on Road	16-82 (.163)
Allowing 20-Plus Points	50-155 (.244)
at Home	27-65 (.293)
on Road	23-90 (.204)
Allowing Less Than 20 Points	112-44 (.718)
at Home	71-20 (.780)
on Road	41-24 (.631)
Games Decided by < 7 Points	87-186 (.319)
at Home	49-78 (.391)
on Road	37-108 (.255)
Games Decided by < 3 Points	38-185 (.170)
at Home	22-77 (.222)
on Road	16-108 (.129)
Led after 1st Quarter	89-36 (.712)
Trailed after 1st Quarter	40-115 (.258)
Led at Halftime	105-28 (.789)
Trailed at Halftime	33-139 (.192)
Tied at Halftime	16-20 (.444)
Led after 3rd Quarter	118-28 (.808)
Trailed after 3rd Quarter	25-146 (.146)
Overtime Games	7-8 (.467)
at Home	3-1 (.750)
on Road	4-7 (.364)

SPLIT-SEASON RECORDS

Record on Kickoff Weekend	11-11 (.500)
at Home	7-6 (.538)
on Road	4-5 (.444)
Day Games	11-11 (.500)
Night Games	0-0 (.000)
Record During Season's First Half (Games 1-8)	71-101 (.413)
at Home	43-42 (.506)
on Road	28-59 (.322)
Record During Season's Second Half (Games 9-16)	82-86 (.488)
at Home	50-36 (.581)
on Road	32-50 (.390)

COIN-TOSS RESULTS

Won Coin Toss (since 1999)	53-80 (.398)
at Home	30-37 (.448)
on Road	23-43 (.348)
Lost Coin Toss (since 1999)	64-78 (.451)
at Home	39-32 (.549)
on Road	25-46 (.352)

MISCELLANEOUS

Positive Turnover Ratio	105-40 (.724)
Negative Turnover Ratio	16-110 (.127)
Turnover Ratio is Even	32-37 (.464)
Time of Possession > 30:00	106-69 (.606)
Time of Possession < 30:00	47-118 (.285)
Have 300 Net Passing Yards	16-19 (.457)
Have 100-Yard Rusher	59-28 (.678)
Have 100-Yard Receiver	41-55 (.427)
Have Two 100-Yard Receivers	6-7 (.462)

CAREER RECORDS

SERVICE

SEASONS	
Brad Meester (2000-13)	14
MARCEDES LEWIS (2006-16)	11
Josh Scobee (2004-14)	11
Fred Taylor (1998-2008)	11
Jimmy Smith (1995-2005)	11
Rashean Mathis (2003-12)	10
Rob Meier (2000-08)	10
Greg Jones (2004-12)	9
Daryl Smith (2004-12)	9
David Garrard (2002-10)	9
Maurice Williams (2001-09)	9
Paul Spicer (2000-08)	9
Donovin Darius (1998-2006)	9
Mark Brunell (1995-2003)	9
Maurice Jones-Drew (2006-13)	8
Vince Manuwai (2003-10)	8
John Henderson (2002-09)	8
Joe Zelenka (2001-08)	8
Kyle Brady (1999-2006)	8
Tony Brackens (1996-2003)	8
Tony Boselli (1995-2001)	8
Mike Hollis (1995-2001)	8

GAMES PLAYED	
Brad Meester (2000-13)	209
Jimmy Smith (1995-2005)	171
Josh Scobee (2004-14)	168
MARCEDES LEWIS (2006-16)	148
Fred Taylor (1998-2008)	140
Rob Meier (2000-08)	138
Rashean Mathis (2003-12)	137
Joe Zelenka (2001-08)	128
Daryl Smith (2004-12)	126
John Henderson (2002-09)	124

CONSECUTIVE GAMES PLAYED	
Joe Zelenka (2001-08)	128
Josh Scobee (2007-14)	119
Tyson Alualu (2010-15)	96
Bryan Barker (1995-2000)	96
Brad Meester (2000-05)	92
Brad Meester (2008-13)	89
Jimmy Smith (1995-2000)	88
Marcus Stroud (2001-06)	86
John Henderson (2002-06)	82
Mike Hollis (1995-2000)	82

GAMES STARTED	
Brad Meester (2000-13)	209
Jimmy Smith (1995-2005)	150
Fred Taylor (1998-2008)	136
MARCEDES LEWIS (2006-16)	133
Rashean Mathis (2003-12)	129
Daryl Smith (2004-12)	124
John Henderson (2002-09)	120
Mark Brunell (1995-2003)	117
Donovin Darius (1998-2006)	115
Kyle Brady (1999-2006)	110

CONSECUTIVE GAMES STARTED	
Brad Meester (Sept. 3, 2000-Dec. 4, 2005)	92
Brad Meester (Oct. 26, 2008-Dec. 22, 2013)	89
Rashean Mathis (Sept. 7, 2003-Nov. 25, 2007)	74
Vince Manuwai (Nov. 30, 2003-Dec. 23, 2007)	68
Marcus Stroud (Sept. 8, 2002-Oct. 1, 2006)	68
Tyson Alualu (Sept. 12, 2011-Dec. 29, 2013)	64
Maurice Williams (Sept. 7, 2003-Dec. 31, 2006)	64
Chris Naeole (Sept. 8, 2002-Dec. 24, 2005)	63
Uche Nwaneri (Oct. 4, 2009-Dec. 23, 2012)	60
Kevin Hardy (Dec. 21, 1997-Nov. 18, 2001)	58

SCORING

POINTS	
Josh Scobee (2004-14)	1,022
Mike Hollis (1995-2001)	764
Maurice Jones-Drew (2006-13)	486
Fred Taylor (1998-2008)	424
Jimmy Smith (1995-2005)	418
James Stewart (1995-99)	228
Keenan McCardell (1996-2001)	190
MARCEDES LEWIS (2006-16)	168
JASON MYERS (2015-16)	140
Stacey Mack (1999-2002)	120

CONSECUTIVE GAMES SCORING	
Mike Hollis (Dec. 24, 1995-Sept. 10, 2000)	67
Josh Scobee (Jan. 2, 2005-Oct. 4, 2009)	61
Josh Scobee (Oct. 18, 2009-Oct. 28, 2012)	50
Josh Scobee (Sept. 15, 2013-Dec. 28, 2014)	31
Mike Hollis (Oct. 16, 2000-Dec. 30, 2001)	25
JASON MYERS (Sept. 13, 2015-Oct. 2, 2016)	20
Seth Marler (Sept. 7, 2003-Dec. 28, 2003)	16
Josh Scobee (Sept. 12-Dec. 19, 2004)	14
Mike Hollis (Sept. 3-Dec. 10, 1995)	14
<i>Several players tied</i>	8

TOUCHDOWNS	
Maurice Jones-Drew (2006-13)	81
Fred Taylor (1998-2008)	70
Jimmy Smith (1995-2005)	69
James Stewart (1995-99)	38
Keenan McCardell (1996-2001)	30
MARCEDES LEWIS (2006-16)	28
Stacey Mack (1999-2002)	20
ALLEN ROBINSON (2014-16)	19
Reggie Williams (2004-08)	18
ALLEN HURNS (2014-16)	17
David Garrard (2002-10)	17

CONSECUTIVE GAMES SCORING TD	
Fred Taylor (Sept. 20-Nov. 22, 1998)	8
Maurice Jones-Drew (Nov. 12-Dec. 31, 2006)	8
Allen Hurns (Sept. 27-Nov. 15, 2015)	7
Fred Taylor (Nov. 12-Dec. 23, 2000)	7
Allen Robinson (Nov. 29-Dec. 27, 2015)	5
Maurice Jones-Drew (Oct. 18-Nov. 22, 2009)	5
Maurice Jones-Drew (Nov. 4-Dec. 2, 2007)	5
Julius Thomas (Nov. 19-Dec. 13, 2015)	4
Mercedes Lewis (Dec. 1-22, 2013)	4
<i>Several players tied</i>	4

FIELD GOALS MADE	
Josh Scobee (2004-14)	235
Mike Hollis (1995-2001)	175
JASON MYERS (2015-16)	33
Seth Marler (2003)	20
John Carney (2007)	9
Tim Seder (2002)	8
Danny Boyd (2002)	5
Hayden Epstein (2002)	5
Steve Lindsey (1999-2000)	5
Richie Cunningham (2002)	1

CONSECUTIVE FIELD GOALS MADE	
Josh Scobee (Nov. 27, 2011-Nov. 4, 2012)	20
Mike Hollis (Nov. 1, 1998-Sept. 19, 1999)	20
Jason Myers (Nov. 15, 2015-Sept. 11, 2016)	16
Mike Hollis (Oct. 12-Nov. 30, 1997)	16
Josh Scobee (Sept. 11-Nov. 13, 2011)	15
Josh Scobee (Oct. 1-Nov. 26, 2006)	15
Josh Scobee (Dec. 23, 2012-Nov. 10, 2013)	14
Josh Scobee (Sept. 12-Nov. 14, 2010)	14
Mike Hollis (Sept. 3-Oct. 29, 2000)	13

CONSECUTIVE GAMES SCORING FG	
Josh Scobee (Nov. 14, 2010-Oct. 24, 2011)	15
Josh Scobee (Oct. 29, 2006-Dec. 16, 2007)	13
Mike Hollis (Sept. 12-Nov. 21, 1999)	10
Josh Scobee (Nov. 24, 2013-Sept. 21, 2014)	9
Josh Scobee (Sept. 15-Nov. 10, 2013)	8
Josh Scobee (Jan. 3-Oct. 24, 2010)	8
Josh Scobee (Nov. 13, 2005-Jan. 1, 2006)	8
Seth Marler (Sept. 7-Nov. 2, 2003)	8
Mike Hollis (Dec. 24, 1995-Oct. 13, 1996)	8

FIELD GOAL PERCENTAGE (MIN. 25 FGA)	
JASON MYERS (2015-16)	84.6
Josh Scobee (2004-14)	80.8
Mike Hollis (1995-2001)	80.6
Seth Marler (2003)	60.6

LONGEST FIELD GOALS	
Josh Scobee (Oct. 3, 2010 vs. Ind.)	59
JASON MYERS (Sept. 20, 2015 vs. Mia.)	58
Josh Scobee (Dec. 15, 2013 vs. Buf.)	55
Josh Scobee (Sept. 18, 2011 at NYJ)	55
Josh Scobee (Oct. 24, 2011 vs. Bal.)	54
<i>Several players tied</i>	53

EXTRA-POINT PERCENTAGE (MIN. 25 XPA)	
Seth Marler (2003)	100.0
Mike Hollis (1995-2001)	98.8
Josh Scobee (2004-14)	98.4
JASON MYERS (2015-16)	85.4

EXTRA POINTS MADE	
Josh Scobee (2004-14)	317
Mike Hollis (1995-2001)	239
JASON MYERS (2015-16)	41
Seth Marler (2003)	30
John Carney (2007)	20
Hayden Epstein (2002)	13
Tim Seder (2002)	11
Danny Boyd (2002)	7
Steve Lindsey (1999-2000)	5
Richie Cunningham (2002)	2

CONSECUTIVE EXTRA POINTS MADE	
Mike Hollis (Oct. 22, 1995-Dec. 9, 2001)	220
Josh Scobee (Nov. 8, 2009-Jan. 1, 2012)	82
Josh Scobee (Sept. 12, 2004-Jan. 1, 2006)	59
Josh Scobee (Dec. 16, 2007-Nov. 1, 2009)	58
Josh Scobee (Sept. 10, 2006-Dec. 16, 2007)	55
Josh Scobee (Sept. 16, 2012-Dec. 22, 2013)	39
Seth Marler (Sept. 7-Dec. 28, 2003)	30

CAREER RECORDS


PASSING

PASSING YARDS

Mark Brunell (1995-2003)	25,698
David Garrard (2002-10).....	16,003
Byron Leftwich (2003-06)	9,042
BLAKE BORTLES (2014-16).....	8,386
CHAD HENNE (2012-16).....	5,817
Blaine Gabbert (2011-13).....	4,357
Quinn Gray (2005-07).....	1,252
Steve Beuerlein (1995).....	952
Jonathan Quinn (1998-2001).....	748
Jamie Martin (1998-2000).....	662

CONSECUTIVE PASS COMPLETIONS

David Garrard (Nov. 14-21, 2010)	17
Byron Leftwich (Oct. 17-24, 2004)	15
Mark Brunell (Sept. 7, 2003 at Car.).....	13
Mark Brunell (Oct. 6, 1996 at N.O.).....	13



LONGEST PASS COMPLETIONS

BLAKE BORTLES (Dec. 27, 2015 at N.O.)	90t
Byron Leftwich (Sept. 28, 2003 at Hou.)	84t
CHAD HENNE (Nov. 18, 2012 at Hou.)	81t
BLAKE BORTLES (Dec. 13, 2015 vs. Ind.)	80t
Blaine Gabbert (Sept. 23, 2012 at Ind.)	80t
Quinn Gray (Nov. 4, 2007 at N.O.)	80t
Mark Brunell (Sept. 15, 2002 at K.C.).....	79t
Mark Brunell (Nov. 1, 1998 at Bal.).....	78t
David Garrard (Nov. 21, 2010 vs. Cle.).....	75
Mark Brunell (Nov. 9, 1997 vs. K.C.).....	75

AVG. GAIN PER ATTEMPT (MIN. 200 ATTEMPTS)

Mark Brunell (1995-2003)	7.11
David Garrard (2002-10).....	7.02
Quinn Gray (2005-07).....	6.96
BLAKE BORTLES (2014-15).....	6.76
Byron Leftwich (2003-06)	6.73
Steve Beuerlein (1995).....	6.70
CHAD HENNE (2012-15).....	6.54
Jonathan Quinn (1998-2001).....	5.98
Blaine Gabbert (2011-13).....	5.61

PASS ATTEMPTS

Mark Brunell (1995-2003)	3,616
David Garrard (2002-10).....	2,281
Byron Leftwich (2003-06)	1,344
BLAKE BORTLES (2014-16).....	1,241
CHAD HENNE (2012-16).....	889
Blaine Gabbert (2011-13).....	777
Quinn Gray (2005-07).....	180
Steve Beuerlein (1995).....	142
Jonathan Quinn (1998-2001).....	125
Jay Fiedler (1999).....	94

TOUCHDOWN PASSES

Mark Brunell (1995-2003)	144
David Garrard (2002-10).....	89
BLAKE BORTLES (2014-16).....	53
Byron Leftwich (2003-06)	51
CHAD HENNE (2012-16).....	27
Blaine Gabbert (2011-13).....	22
Quinn Gray (2005-07).....	12
Jamie Martin (1998-2000).....	4
Steve Beuerlein (1995).....	4
Jonathan Quinn (1998-2001).....	3

INTERCEPTIONS THROWN

Mark Brunell (1995-2003)	86
David Garrard (2002-10).....	54
BLAKE BORTLES (2014-16).....	41
Byron Leftwich (2003-06)	36
CHAD HENNE (2012-16).....	26
Blaine Gabbert (2011-13).....	24
Steve Beuerlein (1995).....	7
Quinn Gray (2005-07).....	5
Luke McCown (2009-11).....	4
Jonathan Quinn (1998-2001).....	4

INTERCEPTION % (MIN. 125 ATTEMPTS)

David Garrard (2002-10).....	2.37
Mark Brunell (1995-2003)	2.38
Byron Leftwich (2003-06)	2.68
Quinn Gray (2005-07).....	2.78
CHAD HENNE (2012-16).....	2.92
Blaine Gabbert (2011-13).....	3.09
Jonathan Quinn (1998-2001).....	3.20

LONGEST PASSING TOUCHDOWNS

BLAKE BORTLES (Dec. 27, 2015 at N.O.)	90
Byron Leftwich (Sept. 28, 2003 at Hou.)	84
CHAD HENNE (Nov. 18, 2012 at Hou.)	81
BLAKE BORTLES (Dec. 13, 2015 vs. Ind.)	80
Blaine Gabbert (Sept. 23, 2012 at Ind.)	80
Quinn Gray (Nov. 4, 2007 at N.O.)	80
Mark Brunell (Sept. 15, 2002 at K.C.).....	79
Mark Brunell (Nov. 1, 1998 at Bal.).....	78
Blaine Gabbert (Oct. 9, 2011 vs. Cin.).....	74

300-YARD PASSING GAMES

Mark Brunell (1995-2003)	22
BLAKE BORTLES (2014-16).....	9
David Garrard (2002-10).....	6
CHAD HENNE (2012-16).....	5
Byron Leftwich (2003-06)	4
Quinn Gray (2003-07).....	2

400-YARD PASSING GAMES

Mark Brunell (1995-2003)	2
--------------------------------	---

PASS COMPLETIONS

Mark Brunell (1995-2003)	2,184
David Garrard (2002-10).....	1,406
Byron Leftwich (2003-06)	789
BLAKE BORTLES (2014-16).....	733
CHAD HENNE (2012-16).....	513
Blaine Gabbert (2011-13).....	414
Quinn Gray (2005-07).....	101
Steve Beuerlein (1995).....	71
Jonathan Quinn (1998-2001).....	66
Jay Fiedler (1999).....	61

CONSECUTIVE GAMES WITH TD PASS

Blake Bortles (Sept. 13-Dec. 27, 2015).....	15
Mark Brunell (Oct. 7, 2001-Sept. 15, 2002).....	14
Byron Leftwich (Nov. 30, 2003-Oct. 24, 2004).....	12
Mark Brunell (Oct. 22-Dec. 23, 2000).....	9
David Garrard (Dec. 17, 2006-Oct. 14, 2007).....	8
Byron Leftwich (Sept. 25-Nov. 20, 2005)	8
Mark Brunell (Oct. 19-Dec. 7, 1997).....	8
Mark Brunell (Sept. 17-Nov. 12, 1995).....	8
Chad Henne (Dec. 1, 2013-Sept. 14, 2014).....	7
David Garrard (Nov. 18, 2007-Sept. 7, 2008).....	7

CONSECUTIVE GAMES WITH NO INTS

David Garrard (Sept. 9-Nov. 25, 2007).....	8
David Garrard (Dec. 11, 2005-Nov. 5, 2006)	6
Mark Brunell (Oct. 11-Nov. 14, 1999)	5
Mark Brunell (Dec. 1, 1996-Sept. 22, 1997)	5
<i>Several players tied.....</i>	<i>4</i>

CONSECUTIVE PASSES WITH NO INTS

David Garrard (Sept. 9-Nov. 25, 2007).....	209
David Garrard (Dec. 4, 2005-Nov. 12, 2006)	175
Mark Brunell (Nov. 24, 1996-Sept. 28, 1997).....	172
David Garrard (Nov. 22-Dec. 17, 2009)	155
Mark Brunell (Oct. 3-Nov. 21, 1999).....	148

PASSER RATING (MIN. 200 ATTEMPTS)

David Garrard (2002-10).....	85.8
Mark Brunell (1995-2003)	85.4
Byron Leftwich (2003-06)	80.5
BLAKE BORTLES (2014-16).....	79.9
CHAD HENNE (2012-16).....	75.4
Blaine Gabbert (2011-13).....	66.4

COMPLETION % (MIN. 125 ATTEMPTS)

David Garrard (2002-10).....	61.64
Mark Brunell (1995-2003)	60.40
BLAKE BORTLES (2014-16).....	59.07
Byron Leftwich (2003-06)	58.71
CHAD HENNE (2012-16).....	57.71
Quinn Gray (2005-07).....	56.11
Blaine Gabbert (2011-13).....	53.28
Jonathan Quinn (1998-2001).....	52.80
Steve Beuerlein (1995).....	50.00



CAREER RECORDS

RUSHING

RUSHING YARDS

Fred Taylor (1998-2008).....	11,271
Maurice Jones-Drew (2006-13).....	8,071
James Stewart (1995-99).....	2,951
Mark Brunell (1995-2003).....	2,219
David Garrard (2002-10).....	1,746
Stacey Mack (1999-2002).....	1,498
Natrone Means (1996-97).....	1,330
Rashad Jennings (2009-12).....	944
DENARD ROBINSON (2013-16).....	928
Greg Jones (2004-12).....	911

RUSHING ATTEMPTS

Fred Taylor (1998-2008).....	2,428
Maurice Jones-Drew (2006-13).....	1,804
James Stewart (1995-99).....	765
Mark Brunell (1995-2003).....	429
Natrone Means (1996-97).....	396
David Garrard (2002-10).....	380
Stacey Mack (1999-2002).....	372
Greg Jones (2004-12).....	270
T.J. YELDON (2015-16).....	230
DENARD ROBINSON (2013-16).....	226

RUSHING TOUCHDOWNS

Maurice Jones-Drew (2006-13).....	68
Fred Taylor (1998-2008).....	62
James Stewart (1995-99).....	33
Stacey Mack (1999-2002).....	19
David Garrard (2002-10).....	17
Mark Brunell (1995-2003).....	14
Natrone Means (1996-97).....	11
Greg Jones (2004-12).....	10
Byron Leftwich (2003-06).....	8
<i>Several players tied.....</i>	<i>7</i>

CONSECUTIVE GAMES WITH RUSHING TD

Maurice Jones-Drew (Nov. 12-Dec. 31, 2006).....	8
Maurice Jones-Drew (Oct. 18-Nov. 22, 2009).....	5
Maurice Jones-Drew (Nov. 11-Dec. 2, 2007).....	4
Fred Taylor (Dec. 3-23, 2000).....	4
Fred Taylor (Dec. 13, 1999-Jan. 2, 2000).....	4
James Stewart (Nov. 21-Dec. 13, 1999).....	4
Fred Taylor (Nov. 1-22, 1998).....	4
Natrone Means (Nov. 9-30, 1997).....	4

RUSHING AVERAGE (MIN. 100 ATTEMPTS)

BLAKE BORTLES (2014-16).....	6.65
Mark Brunell (1995-2003).....	5.17
Fred Taylor (1998-2008).....	4.64
David Garrard (2002-10).....	4.59
Maurice Jones-Drew (2006-13).....	4.47
Rashad Jennings (2009-12).....	4.21
DENARD ROBINSON (2013-16).....	4.11
Jordan Todman (2012-14).....	4.05
Stacey Mack (1999-2002).....	4.03
T.J. YELDON (2015-16).....	3.89

200-YARD RUSHING GAMES

Fred Taylor (1998-2008).....	1
------------------------------	---

100-YARD RUSHING GAMES

Fred Taylor (1998-2008).....	47
Maurice Jones-Drew (2006-13).....	27
James Stewart (1995-99).....	6
Stacey Mack (1999-2002).....	3
T.J. YELDON (2015-16).....	2
DENARD ROBINSON (2013-16).....	2
Rashad Jennings (2009-12).....	2
Greg Jones (2004-12).....	2

LONGEST RUNS FROM SCRIMMAGE

Maurice Jones-Drew (Nov. 1, 2009 at Ten.).....	80t
Fred Taylor (Dec. 9, 2007 vs. Car.).....	80t
Maurice Jones-Drew (Nov. 1, 2009 at Ten.).....	79t
Fred Taylor (Oct. 12, 1998 vs. Mia.).....	77t
Fred Taylor (Oct. 14, 2007 vs. Hou.).....	76
Fred Taylor (Dec. 10, 2006 vs. Ind.).....	76
Rashad Jennings (Dec. 12, 2010 vs. Oak.).....	74t
Maurice Jones-Drew (Dec. 24, 2006 vs. N.E.).....	74t

CONSECUTIVE 100-YARD GAMES

Fred Taylor (Oct. 16-Dec. 17, 2000).....	9
Maurice Jones-Drew (Oct. 31-Dec. 12, 2010).....	6
Fred Taylor (Nov. 25-Dec. 23, 2007).....	5
Maurice Jones-Drew (Dec. 15, 2011-Jan. 1, 2012).....	3
Fred Taylor (Nov. 14-28, 2004).....	3
Fred Taylor (Nov. 23-Dec. 7, 2003).....	3
Stacey Mack (Dec. 16-30, 2001).....	3

LONGEST RUSHING TDs

Maurice Jones-Drew (Nov. 1, 2009 at Ten.).....	80
Fred Taylor (Dec. 9, 2007 vs. Car.).....	80
Maurice Jones-Drew (Nov. 1, 2009 at Ten.).....	79
Fred Taylor (Oct. 12, 1998 vs. Mia.).....	77
Rashad Jennings (Dec. 12, 2010 vs. Oak.).....	74
Maurice Jones-Drew (Dec. 24, 2006 vs. N.E.).....	74
Fred Taylor (Oct. 30, 2005 at STL).....	71



RECEIVING

RECEPTIONS

Jimmy Smith (1995-2005).....	862
Keenan McCardell (1996-2001).....	499
MARCEDES LEWIS (2006-16).....	339
Maurice Jones-Drew (2006-13).....	335
Fred Taylor (1998-2008).....	286
Kyle Brady (1999-2006).....	241
Pete Mitchell (1995-2002).....	191
Reggie Williams (2004-08).....	189
Cecil Shorts III (2011-14).....	176
Mike Thomas (2009-12).....	171

RECEIVING YARDS

Jimmy Smith (1995-2005).....	12,287
Keenan McCardell (1996-2001).....	6,393
MARCEDES LEWIS (2006-16).....	4,112
Maurice Jones-Drew (2006-13).....	2,873
Kyle Brady (1999-2006).....	2,500
Fred Taylor (1998-2008).....	2,361
Cecil Shorts III (2011-14).....	2,343
Reggie Williams (2004-08).....	2,322
ALLEN ROBINSON (2014-16).....	2,186
Matt Jones (2005-08).....	2,153

RECEIVING TOUCHDOWNS

Jimmy Smith (1995-2005).....	67
Keenan McCardell (1996-2001).....	30
MARCEDES LEWIS (2006-16).....	28
ALLEN ROBINSON (2014-16).....	19
Reggie Williams (2004-08).....	18
ALLEN HURNS (2014-16).....	17
Ernest Wilford (2004-10).....	15
Matt Jones (2005-08).....	15
Mike Sims-Walker (2008-11).....	14
Kyle Brady (1999-2006).....	13

CONSECUTIVE GAMES WITH RECEPTION

Jimmy Smith (Oct. 29, 1995-Dec. 17, 2000).....	86
Jimmy Smith (Sept. 9, 2001-Jan. 1, 2006).....	76
Maurice Jones-Drew (Dec. 10, 2006-Dec. 19, 2010).....	65
Keenan McCardell (Dec. 28, 1998-Jan. 6, 2002).....	49
Keenan McCardell (Sept. 1, 1996-Dec. 13, 1998).....	45
ALLEN HURNS* (Sept. 7, 2014-Oct. 2, 2016).....	35
Mercedes Lewis (Sept. 12, 2010-Sept. 9, 2012).....	32
Ernest Wilford (Dec. 26, 2004-Dec. 3, 2006).....	30
Kyle Brady (Sept. 12, 1999-Sept. 9, 2001).....	30

CONSECUTIVE GAMES WITH REC. TD

Allen Hurns (Sept. 27-Nov. 15, 2015).....	7
Allen Robinson (Nov. 29-Dec. 27, 2015).....	5
Julius Thomas (Nov. 19-Dec. 13, 2015).....	4
Mercedes Lewis (Dec. 1-22, 2013).....	4
Cecil Shorts III (Nov. 8-Dec. 2, 2012).....	4
Reggie Williams (Dec. 9-30, 2007).....	4
<i>Several players tied.....</i>	<i>3</i>

YARDS PER RECEPTION (MIN. 100 RECEPTIONS)

ALLEN HURNS (2014-16).....	14.88
ALLEN ROBINSON (2014-16).....	14.67
Jimmy Smith (1995-2005).....	14.25
Ernest Wilford (2004-10).....	13.86
Mike Sims-Walker (2008-11).....	13.49
Cecil Shorts III (2011-14).....	13.31
Matt Jones (2005-08).....	12.97
Keenan McCardell (1996-2001).....	12.81
Willie Jackson (1995-97).....	12.44

*An active streak

CAREER RECORDS

RECEIVING



200-YARD RECEIVING GAMES

Jimmy Smith (1995-2005).....	2
------------------------------	---

100-YARD RECEIVING GAMES

Jimmy Smith (1995-2005).....	46
Keenan McCardell (1996-2001).....	19
ALLEN HURNS (2014-16)	7
Cecil Shorts III (2011-14).....	7
ALLEN ROBINSON (2014-16)	6
Matt Jones (2005-08).....	6
Mike Sims-Walker (2008-10).....	6
Justin Blackmon (2012-13).....	3
<i>Several players tied</i>	2

LONGEST RECEPTIONS

Allen Robinson (Dec. 27, 2015 at N.O.).....	90t
Troy Edwards (Sept. 28, 2003 at Hou.).....	84t
Justin Blackmon (Nov. 18, 2012 at Hou.).....	81t
Allen Hurns (Dec. 13, 2015 vs. Ind.).....	80t
Cecil Shorts III (Sept. 23, 2012 at Ind.).....	80t
Reggie Williams (Nov. 4, 2007 at N.O.).....	80t
Patrick Johnson (Sept. 15, 2002 at K.C.).....	79t

CONSECUTIVE 100-YARD GAMES

Jimmy Smith (Oct. 24-Nov. 14, 2004).....	3
Jimmy Smith (Dec. 19, 1999-Jan. 2, 2000).....	3
Jimmy Smith (Nov. 21-Dec. 2, 1999).....	3
Jimmy Smith (Sept. 12-26, 1999).....	3
Jimmy Smith (Nov. 29-Dec. 13, 1998).....	3
Jimmy Smith (Nov. 9-23, 1997).....	3
Jimmy Smith (Aug. 31-Sept. 22, 1997).....	3
<i>Several players tied</i>	2

LONGEST RECEIVING TDs

Allen Robinson (Dec. 27, 2015 at N.O.).....	90
Troy Edwards (Sept. 28, 2003 at Hou.).....	84
Justin Blackmon (Nov. 18, 2012 at Hou.).....	81
Allen Hurns (Dec. 13, 2015 vs. Ind.).....	80
Cecil Shorts III (Sept. 23, 2012 at Ind.).....	80
Reggie Williams (Nov. 4, 2007 at N.O.).....	80
Patrick Johnson (Sept. 15, 2002 at K.C.).....	79
Fred Taylor (Nov. 1, 1998 at Bal.).....	78
Jason Hill (Oct. 9, 2011 vs. Cin.).....	74

YARDAGE

SCRIMMAGE YARDS

Fred Taylor (1998-2008).....	13,632
Jimmy Smith (1995-2005).....	12,286
Maurice Jones-Drew (2006-13).....	10,944
Keenan McCardell (1996-2001).....	6,393
MARCEDES LEWIS (2006-16)	4,112
James Stewart (1995-99).....	3,804
Kyle Brady (1999-2006).....	2,500
Reggie Williams (2004-08).....	2,366
Cecil Shorts III (2011-14).....	2,339
Mark Brunell (1995-2003).....	2,219

ALL-PURPOSE YARDS

Fred Taylor (1998-2008).....	13,640
Maurice Jones-Drew (2006-13).....	13,110
Jimmy Smith (1995-2005).....	12,875
Keenan McCardell (1996-2001).....	6,499
MARCEDES LEWIS (2006-16)	4,112
James Stewart (1995-99).....	3,793
Reggie Barlow (1996-2000).....	3,687
Mike Thomas (2009-12).....	3,276
Kyle Brady (1999-2006).....	2,567
Jordan Todman (2012-14).....	2,526

PUNTING

PUNTS

Bryan Barker (1995-2000).....	456
Chris Hanson (2001-06).....	424
Bryan Anger (2012-15).....	360
Adam Podlesh (2007-10).....	229
Nick Harris (2011).....	72
Mark Royals (2003).....	45
Matt Turk (2011).....	27
Steve Weatherford (2008).....	21
BRAD NORTMAN (2016)	17

PUNT YARDS

Bryan Barker (1995-2000).....	19,849
Chris Hanson (2001-06).....	18,190
Bryan Anger (2012-15).....	16,855
Adam Podlesh (2007-10).....	9,751
Nick Harris (2011).....	3,075
Mark Royals (2003).....	1,852
Matt Turk (2011).....	1,072
Steve Weatherford (2008).....	915
BRAD NORTMAN (2016)	822

GROSS AVERAGE (MIN. 100 PUNTS)

Bryan Anger (2012-15).....	46.8
Bryan Barker (1995-2000).....	43.5
Chris Hanson (2001-06).....	42.9
Adam Podlesh (2007-10).....	42.5

NET AVERAGE (MIN. 100 PUNTS)

Bryan Anger (2012-15).....	40.5
Adam Podlesh (2007-10).....	37.8
Bryan Barker (1995-2000).....	37.2
Chris Hanson (2001-06).....	35.9

LONGEST PUNTS

Bryan Barker (Oct. 11, 1999 at N.Y. Jets).....	83
BRAD NORTMAN (OCT. 2, 2016 VS. IND.)	78
Adam Podlesh (Oct. 28, 2007 at T.B.).....	76
Chris Hanson (Nov. 20, 2005 at Ten.).....	74
Bryan Anger (Oct. 4, 2012 vs. Det.).....	73
Bryan Anger (Dec. 14, 2014 at Bal.).....	69
Chris Hanson (Sept. 12, 2004 at Buf.).....	69
BRAD NORTMAN (SEPT. 11, 2016 VS. G.B.)	67
Bryan Anger (Nov. 30, 2014 vs. N.Y. Giants).....	66
Bryan Anger (Sept. 23, 2012 at Ind.).....	66
Bryan Anger (Dec. 23, 2012 vs. N.E.).....	65
Bryan Anger (Nov. 25, 2012 vs. Ten.).....	65
Bryan Anger (Oct. 7, 2012 vs. Chi.).....	65
Matt Turk (Sept. 11, 2011 vs. Ten.).....	65
Bryan Barker (Oct. 1, 2000 vs. Pit.).....	65

INSIDE THE 20 (MIN. 100 PUNTS)

Bryan Barker (1995-2000).....	151
Chris Hanson (2001-06).....	136
Bryan Anger (2011-15).....	113
Adam Podlesh (2007-10).....	75



CONSECUTIVE PUNTS WITHOUT BLOCK

Bryan Barker (1995-2000).....	456
Adam Podlesh (2007-10).....	229
Chris Hanson (2001-03).....	168

TOUCHBACKS (MIN. 100 PUNTS)

Adam Podlesh (2007-10).....	19
Bryan Anger (2012-15).....	27
Bryan Barker (1995-2000).....	43
Chris Hanson (2001-06).....	50

CAREER RECORDS

RETURNS

KICKOFF RETURNS

Maurice Jones-Drew (2006-13).....	79
Deji Karim (2010-11).....	77
Brian Witherspoon (2008-09).....	76
Reggie Barlow (1996-2000).....	70
Jordan Todman (2012-14).....	68
Willie Jackson (1995-97).....	58
David Allen (2003-04).....	52
Derrick Wimbush (2005-06).....	47
Elvis Joseph (2001-02).....	44
Shyrone Stith (2000).....	33

LONGEST KICKOFF RETURNS

Maurice Jones-Drew (Nov. 4, 2007 at N.O.).....	100t
Alvis Whitted (Dec. 26, 1999 at Ten.).....	98t
Elvis Joseph (Nov. 18, 2001 at Pit.).....	85t
Maurice Jones-Drew (Dec. 10, 2006 vs. Ind.).....	93t
Reggie Barlow (Dec. 7, 1997 vs. N.E.).....	92t

PUNT RETURN YARDS

Reggie Barlow (1996-2000).....	1,581
Alvin Pearman (2005-08).....	693
Mike Thomas (2009-12).....	620
David Allen (2003-04).....	468
RASHAD GREENE (2015-16).....	387
Ace Sanders (2013-14).....	367
Chris Hudson (1995-98).....	348
Damon Gibson (2001-02).....	333
Bobby Shaw (2002).....	310
Jermaine Lewis (2003-04).....	272



KICKOFF RETURN YARDS

Maurice Jones-Drew (2006-12).....	2,054
Deji Karim (2010-11).....	1,900
Brian Witherspoon (2008-09).....	1,818
Jordan Todman (2012-14).....	1,762
Reggie Barlow (1996-2000).....	1,634
Willie Jackson (1995-97).....	1,206
Derrick Wimbush (2005-06).....	1,136
David Allen (2003-04).....	1,041
Elvis Joseph (2001-02).....	990
Shyrone Stith (2000).....	785

KICK RETURN AVERAGE (MIN. 50 RETURNS)

Maurice Jones-Drew (2006-13).....	26.00
Jordan Todman (2012-14).....	25.91
Deji Karim (2010-11).....	24.68
Brian Witherspoon (2008-09).....	23.92
Reggie Barlow (1996-2000).....	23.34
Willie Jackson (1995-97).....	20.79
David Allen (2003-04).....	20.02

PUNT RETURN AVERAGE (MIN. 25 RETURNS)

RASHAD GREENE (2015-16).....	13.82
Bobby Shaw (2002).....	12.40
David Allen (2003-04).....	11.14
Chris Hudson (1995-98).....	10.88
Reggie Barlow (1996-2000).....	10.83
Jermaine Lewis (2003-04).....	9.71
Alvin Pearman (2005-08).....	8.56
Damon Gibson (2001-02).....	8.54
Mike Thomas (2009-12).....	8.27
Dennis Northcutt (2007-08).....	8.19

PUNT RETURN TOUCHDOWNS

Reggie Barlow (1996-2000).....	2
RASHAD GREENE (2015-16).....	1
Mike Thomas (2009-12).....	1
Bobby Shaw (2002).....	1

KICKOFF RETURN TOUCHDOWNS

Maurice Jones-Drew (2006-11).....	2
Derrick Wimbush (2005-06).....	1
Jimmy Smith (1995-2005).....	1
Elvis Joseph (2001-02).....	1
Alvis Whitted (1998-2001).....	1
Reggie Barlow (1996-2000).....	1



PUNT RETURNS

Reggie Barlow (1996-2000).....	146
Alvin Pearman (2005-08).....	81
Mike Thomas (2009-12).....	75
Ace Sanders (2013-14).....	57
David Allen (2003-04).....	42
Damon Gibson (2001-02).....	39
Chris Hudson (1995-98).....	32
Dennis Northcutt (2007-08).....	31
RASHAD GREENE (2015-16).....	28
Jermaine Lewis (2003-04).....	28
Bobby Shaw (2002).....	25

LONGEST PUNT RETURNS

Reggie Barlow (Sept. 13, 1998 vs. K.C.).....	85t
Mike Thomas (Dec. 18, 2010 at Ind.).....	78t
Reggie Barlow (Nov. 21, 1999 vs. N.O.).....	74t
RASHAD GREENE (Dec. 13, 2015 vs. Ind.).....	73t
Bobby Shaw (Oct. 6, 2002 vs. Phi.).....	69t
Rashad Greene (Nov. 19, 2015 vs. Ten.).....	63
Chris Hudson (Oct. 6, 1996 at N.O.).....	60

DEFENSE

INTERCEPTIONS

Rashean Mathis (2003-12).....	30
Aaron Beasley (1996-2001).....	15
Donovin Darius (1998-2006).....	14
Derek Cox (2009-12).....	12
PAUL POSLUSZNY (2011-16).....	11
Mike Peterson (2003-08).....	8
Chris Hudson (1995-98).....	8
Reggie Nelson (2007-09).....	7
Deon Grant (2004-06).....	7
Marlon McCree (2001-03).....	7
Jason Craft (1999-2003).....	7

LONGEST INTERCEPTION RETURNS

Aaron Beasley (Sept. 12, 1999 vs. S.F.).....	93t
Rashean Mathis (Oct. 5, 2008 vs. Pit.).....	72t
Rashean Mathis (Sept. 21, 2008 at Ind.).....	61t
Paul Posluszny (Oct. 13, 2013 at Den.).....	59t
Dwayne Gratz (Dec. 28, 2014 at Hou.).....	55t
Rashean Mathis (Nov. 5, 2006 vs. Ten.).....	55
Scott Starks (Nov. 5, 2006 vs. Ten.).....	55t

CONSECUTIVE GAMES WITH INT

Brian Williams (Oct. 14-Nov. 11, 2007).....	3
Geno Hayes (Dec. 5-15, 2013).....	2
Derek Cox (Oct. 7-21, 2012).....	2
Morgan Trent (Dec. 24, 2011-Jan. 1, 2012).....	2
Rashean Mathis (Dec. 31, 2006-Sept. 9, 2007).....	2
Gerald Sensabaugh (Dec. 3-10, 2006).....	2
Rashean Mathis (Sept. 10-18, 2006).....	2
Rashean Mathis (Oct. 16-30, 2005).....	2
Donovin Darius (Nov. 21-28, 2004).....	2
Mike Peterson (Nov. 23-30, 2003).....	2
Marlon McCree (Dec. 1-8, 2002).....	2
Marlon McCree (Nov. 10-17, 2002).....	2
Donovin Darius (Oct. 31-Nov. 7, 1999).....	2
Chris Hudson (Sept. 20-27, 1998).....	2
Chris Hudson (Nov. 2-9, 1997).....	2
James Williams (Nov. 26-Dec. 3, 1995).....	2

INTs RETURNED FOR TOUCHDOWN

Rashean Mathis (2003-12).....	3
Aaron Beasley (1996-2001).....	2
Several players tied.....	1



CAREER RECORDS

DEFENSE

SACKS

Tony Brackens (1996-2003)	55.0
Joel Smeenge (1995-2000).....	34.0
John Henderson (2002-09).....	29.0
Paul Spicer (2001-08).....	28.5
Kevin Hardy (1996-2001)	28.5
Gary Walker (1999-2001).....	22.5
Marcus Stroud (2001-07).....	22.0

TACKLES

Daryl Smith (2004-12).....	1,089
Donovin Darius (1998-2006).....	858
Mike Peterson (2003-08).....	837
PAUL POSLUSZNY (2011-16)	821
Kevin Hardy (1996-2001)	789
John Henderson (2002-09).....	563
Rashean Mathis (2003-12).....	554
Akin Ayodele (2002-05).....	489



CONSECUTIVE GAMES WITH SACK

Tony Brackens (Nov. 11-Dec. 30, 2001).....	8
Gary Walker (Oct. 18-Nov. 11, 2001)	4
Tony Brackens (Nov. 28-Dec. 19, 1999).....	4
Kevin Hardy (Oct. 11-Nov. 7, 1999).....	4
Tony Brackens (Sept. 22-Oct. 12, 1997).....	4

TAKEAWAYS

Rashean Mathis (2003-12).....	35
Donovin Darius (1998-2006).....	20
Tony Brackens (1996-2003).....	18
Aaron Beasley (1996-2001)	18

FUMBLES

FUMBLES

Mark Brunell (1995-2003)	51
David Garrard (2002-10).....	44
Fred Taylor (1998-2008).....	25
Byron Leftwich (2003-06)	25
Maurice Jones-Drew (2006-13).....	22
BLAKE BORTLES (2014-16).....	22
Blaine Gabbert (2011-13).....	21

FORCED FUMBLES

Tony Brackens (1996-2003)	28
Daryl Smith (2004-12)	9
Joel Smeenge (1995-2000).....	9
Aaron Beasley (1996-2001).....	8
Kevin Hardy (1996-2001)	8
Marcus Stroud (2001-07).....	7
Donovin Darius (1998-2006).....	7
Akin Ayodele (2002-05).....	7

FUMBLES LOST

David Garrard (2002-10).....	21
Mark Brunell (1995-2003)	18
Fred Taylor (1998-2008).....	12
Maurice Jones-Drew (2006-13).....	10
Byron Leftwich (2003-06)	10

OPPONENT FUMBLE RECOVERIES

Tony Brackens (1996-2003)	13
Donovin Darius (1998-2006).....	6
Fernando Bryant (1999-2003).....	6
Kevin Hardy (1996-2001)	6
Bryan Schwartz (1995-99).....	6
Travis Davis (1995-98).....	6

LONGEST FUMBLE RECOVERY RETURNS

Aaron Beasley (Nov. 8, 1998 vs. Cin.).....	90t
Donovin Darius (Nov. 1, 1998 at Bal.)	83t
Daryl Smith (Oct. 14, 2007 vs. Hou.)	77t
Ainsley Battles (Dec. 3, 2001 vs. G.B.).....	60t
Andre Branch (Dec. 14, 2015 vs. Ind.).....	49t

BLOCKS

BLOCKED FIELD GOALS

Marcus Stroud (2001-07).....	2
Clyde Simmons (1996-97).....	2
TYSON ALUALU (2010-16)	1
Chris Clemons (2014-15).....	1
Rashean Mathis (2003-10).....	1
John Henderson (2002-09).....	1

BLOCKED PUNTS

Donovin Darius (1998-2006).....	2
Dave Thomas (1995-99)	2

BLOCKED PUNT RETURNS

Mike Harris (Dec. 30, 2012 at Ten.).....	1
Zach Potter (Dec. 15, 2011 at Atl.).....	1
Alvis Whitted (Nov. 1, 1998 at Bal.)	1
Jimmy Smith (Dec. 3, 1995 at Den.)	1

BLOCKED FIELD GOAL RETURNS

Chris Hudson (Sept. 22, 1997 vs. Pit.).....	1
Mickey Washington (Dec. 1, 1996 vs. Cin.).....	1

BLOCKED EXTRA POINTS

Tony Brackens (Oct. 5, 1997 vs. Cin.).....	1
Clyde Simmons (Sept. 22, 1996 at N.E.)	1

SINGLE-SEASON RECORDS

SCORING

POINTS

Mike Hollis (1997)	134
Mike Hollis (1999)	130
Josh Scobee (2006)	119
Mike Hollis (1996)	117
Jason Myers (2015)	110
Mike Hollis (1998)	108
Josh Scobee (2010)	107
Josh Scobee (2005)	107
Mike Hollis (2000)	105
Fred Taylor (1998)	102

TOUCHDOWNS

Fred Taylor (1998)	17
Maurice Jones-Drew (2009)	16
Maurice Jones-Drew (2006)	16
Allen Robinson (2015)	14
Maurice Jones-Drew (2008)	14
Fred Taylor (2000)	14
James Stewart (1999)	13
Maurice Jones-Drew (2011)	11
Several players tied	10

FIELD GOALS

Mike Hollis (1999)	31
Mike Hollis (1997)	31
Mike Hollis (1996)	30
Jason Myers (2015)	26
Josh Scobee (2006)	26
Josh Scobee (2012)	25
Josh Scobee (2000)	24
Mike Hollis (2000)	24
Several players tied	23

FIELD GOAL % (MIN. 25 ATTEMPTS)

Mike Hollis (2000)	92.3
Josh Scobee (2013)	92.0
Josh Scobee (2011)	92.0
Josh Scobee (2012)	89.3
Jason Myers (2015)	86.7
Mike Hollis (1997)	86.1
Mike Hollis (1996)	83.3
Mike Hollis (1999)	81.6
Josh Scobee (2006)	81.3
Mike Hollis (1998)	80.8



EXTRA POINTS

Mike Hollis (1998)	45
Josh Scobee (2010)	41
Josh Scobee (2006)	41
Mike Hollis (1997)	41
Josh Scobee (2005)	38
Mike Hollis (1999)	37
Josh Scobee (2008)	33
Mike Hollis (2000)	33
Jason Myers (2015)	32
Several players tied	30

PASSING

PASSING YARDS

Blake Bortles (2015)	4,428
Mark Brunell (1996) *Led NFL*	4,367
Mark Brunell (2000)	3,640
David Garrard (2008)	3,620
David Garrard (2009)	3,597
Mark Brunell (2001)	3,309
Mark Brunell (1997)	3,281
Chad Henne (2013)	3,241
Mark Brunell (1999)	3,060
Byron Leftwich (2004)	2,941

PASS ATTEMPTS

Blake Bortles (2015)	606
Mark Brunell (1996)	557
David Garrard (2008)	535
David Garrard (2009)	516
Mark Brunell (2000)	512
Chad Henne (2013)	503
Blake Bortles (2014)	475
Mark Brunell (2001)	473
Mark Brunell (1999)	441
Byron Leftwich (2004)	441

PASS COMPLETIONS

Blake Bortles (2015)	355
Mark Brunell (1996)	353
David Garrard (2008)	335
David Garrard (2009)	314
Mark Brunell (2000)	311
Chad Henne (2013)	305
Mark Brunell (2001)	289
Blake Bortles (2014)	280
Byron Leftwich (2004)	267
Mark Brunell (1997)	264

TOUCHDOWN PASSES

Blake Bortles (2015)	35
David Garrard (2010)	23
Mark Brunell (2000)	20
Mark Brunell (1998)	20
Mark Brunell (2001)	19
Mark Brunell (1996)	19
David Garrard (2007)	18
Mark Brunell (1997)	18
Mark Brunell (2002)	17
Several players tied	15

INTERCEPTIONS

Mark Brunell (1996)	20
Blake Bortles (2015)	18
Blake Bortles (2014)	17
Byron Leftwich (2003)	16
David Garrard (2010)	15
Chad Henne (2013)	14
Mark Brunell (2000)	14
David Garrard (2008)	13
Mark Brunell (2001)	13
Several players tied	11

INTERCEPTION % (MIN. 300 ATTEMPTS)

David Garrard (2007)	0.92
Mark Brunell (1997)	1.61
Byron Leftwich (2005)	1.66
Mark Brunell (2002)	1.68
David Garrard (2009)	1.94
Mark Brunell (1995)	2.02
Mark Brunell (1999)	2.04
Byron Leftwich (2004)	2.27
David Garrard (2008)	2.43
Mark Brunell (1998)	2.54

COMPLETION % (MIN. 300 ATTEMPTS)

David Garrard (2010)	64.48
David Garrard (2007)	64.00
Mark Brunell (1996)	63.38
David Garrard (2008)	62.62
Mark Brunell (2001)	61.10
David Garrard (2009)	60.85
Mark Brunell (2000)	60.74
Mark Brunell (1997)	60.69
Chad Henne (2013)	60.64
Byron Leftwich (2004)	60.54

PASSER RATING (MIN. 300 ATTEMPTS)

David Garrard (2007)	102.2
Mark Brunell (1997)	91.2
David Garrard (2010)	90.8
Mark Brunell (1998)	89.9
Byron Leftwich (2005)	89.3
Blake Bortles (2015)	88.2
Mark Brunell (2002)	85.7
Mark Brunell (2001)	84.1
Mark Brunell (2000)	84.0
Mark Brunell (1996)	84.0

AVG. GAIN PER ATTEMPT (MIN. 300 ATTEMPTS)

Mark Brunell (1996) *Led NFL*	7.84
David Garrard (2007)	7.72
Mark Brunell (1997)	7.54
David Garrard (2010)	7.47
Mark Brunell (1998)	7.35
Blake Bortles (2015)	7.31
Mark Brunell (2000)	7.11
Byron Leftwich (2005)	7.03
Mark Brunell (2001)	7.00
David Garrard (2009)	6.97

400-YARD PASSING GAMES

Mark Brunell (1996)	2
---------------------------	---

300-YARD PASSING GAMES

Blake Bortles (2015)	6
Mark Brunell (1996)	6
Several players tied	3

SINGLE-SEASON RECORDS

RUSHING

RUSHING YARDS

Maurice Jones-Drew (2011) *Led NFL*	1,606
Fred Taylor (2003)	1,572
Fred Taylor (2000)	1,399
Maurice Jones-Drew (2009)	1,391
Maurice Jones-Drew (2010)	1,324
Fred Taylor (2002)	1,314
Fred Taylor (2004)	1,224
Fred Taylor (1998)	1,223
Fred Taylor (2007)	1,202
Fred Taylor (2006)	1,146

RUSHING ATTEMPTS

Fred Taylor (2003)	345
Maurice Jones-Drew (2011)	343
Maurice Jones-Drew (2009)	312
Maurice Jones-Drew (2010)	299
Fred Taylor (2000)	292
Fred Taylor (2002)	287
Fred Taylor (1998)	264
Fred Taylor (2004)	260
James Stewart (1999)	249
Natrone Means (1997)	244

RUSHING TOUCHDOWNS

Maurice Jones-Drew (2009)	15
Fred Taylor (1998)	14
Maurice Jones-Drew (2006)	13
James Stewart (1999)	13
Maurice Jones-Drew (2008)	12
Fred Taylor (2000)	12
Maurice Jones-Drew (2007)	9
Stacey Mack (2002)	9
Stacey Mack (2001)	9
Natrone Means (1997)	9

RUSHING AVERAGE (MIN. 150 ATTEMPTS)

Maurice Jones-Drew (2006)	5.67
Fred Taylor (2007)	5.39
Fred Taylor (2006)	4.96
Fred Taylor (2000)	4.79
Fred Taylor (2004)	4.71
Maurice Jones-Drew (2011)	4.68
Fred Taylor (1998)	4.63
Maurice Jones-Drew (2007)	4.60
Fred Taylor (1999)	4.60
Fred Taylor (2002)	4.58

200-YARD RUSHING GAMES

Fred Taylor (2000)	1
--------------------	---



100-YARD RUSHING GAMES

Fred Taylor (2000)	9
Maurice Jones-Drew (2010)	7
Fred Taylor (2003)	7
Maurice Jones-Drew (2011)	6
Fred Taylor (1998)	6
Maurice Jones-Drew (2009)	5
Fred Taylor (2007)	5
Fred Taylor (2004)	5
Fred Taylor (2002)	5
Fred Taylor (2006)	4

RECEIVING

RECEPTIONS

Jimmy Smith (1999) *Led NFL*	116
Jimmy Smith (2001)	112
Keenan McCardell (2000)	94
Keenan McCardell (2001)	93
Jimmy Smith (2000)	91
Keenan McCardell (1997)	85
Keenan McCardell (1996)	85
Jimmy Smith (1996)	83
Jimmy Smith (1997)	82
Several players tied	80

RECEIVING YARDS

Jimmy Smith (1999)	1,636
Allen Robinson (2015)	1,400
Jimmy Smith (2001)	1,373
Jimmy Smith (1997)	1,324
Jimmy Smith (1996)	1,244
Jimmy Smith (2000)	1,213
Keenan McCardell (2000)	1,207
Jimmy Smith (1998)	1,182
Jimmy Smith (2004)	1,172
Keenan McCardell (1997)	1,164
Keenan McCardell (1996)	1,129
Keenan McCardell (2001)	1,110
Allen Hurns (2015)	1,031
Jimmy Smith (2002)	1,027
Jimmy Smith (2005)	1,023

YARDS PER RECEPTION (MIN. 50 RECEPTIONS)

Cecil Shorts III (2012)	17.80
Allen Robinson (2015)	17.50
Jimmy Smith (1997)	16.15
Allen Hurns (2015)	16.11
Jimmy Smith (2004)	15.84
Jimmy Smith (1998)	15.15
Jimmy Smith (1996)	14.99

RECEIVING TOUCHDOWNS

Allen Robinson (2015) *Led NFL*	14
Allen Hurns (2015)	10
Mercedes Lewis (2010)	10
Reggie Williams (2007)	10
Jimmy Smith (2001)	8
Jimmy Smith (2000)	8
Jimmy Smith (1998)	8

100-YARD RECEIVING GAMES

Jimmy Smith (1999)	9
Allen Robinson (2015)	6
Jimmy Smith (2001)	6
Jimmy Smith (1997)	6
Keenan McCardell (2000)	5
Jimmy Smith (2000)	5
Jimmy Smith (1998)	5

200-YARD RECEIVING GAMES

Justin Blackmon (2012)	1
Jimmy Smith (2000)	1
Jimmy Smith (1999)	1
Keenan McCardell (1996)	1



YARDAGE

SCRIMMAGE YARDS

Maurice Jones-Drew (2011)	1,980
Fred Taylor (2003)	1,942
Maurice Jones-Drew (2009)	1,765
Fred Taylor (2002)	1,722
Fred Taylor (1998)	1,644
Maurice Jones-Drew (2010)	1,641
Fred Taylor (2000)	1,639
Jimmy Smith (1999)	1,636
Fred Taylor (2004)	1,569
Allen Robinson (2015)	1,400

ALL-PURPOSE YARDS

Maurice Jones-Drew (2006)	2,250
Maurice Jones-Drew (2007)	2,014
Maurice Jones-Drew (2011)	1,964
Fred Taylor (2003)	1,942
Maurice Jones-Drew (2009)	1,881
Maurice Jones-Drew (2008)	1,739
Fred Taylor (2002)	1,722
Fred Taylor (1998)	1,653
Maurice Jones-Drew (2010)	1,641
Fred Taylor (2000)	1,638



SINGLE-SEASON RECORDS

PUNTING

PUNTS

Bryan Anger (2013).....	95
Bryan Anger (2014).....	94
Bryan Anger (2012).....	91
Bryan Barker (1998).....	85
Chris Hanson (2004).....	84
Chris Hanson (2005).....	82
Chris Hanson (2001).....	82
Bryan Barker (1995).....	82
Chris Hanson (2002).....	81
Bryan Anger (2015).....	80

GROSS AVERAGE (MIN. 50 PUNTS)

Bryan Anger (2012) *NFL rookie record*	47.8
Bryan Anger (2014).....	47.5
Bryan Anger (2015).....	46.3
Bryan Anger (2013).....	45.7
Bryan Barker (1998).....	45.0
Bryan Barker (1997).....	44.9
Chris Hanson (2002).....	44.2

NET AVERAGE (MIN. 50 PUNTS)

Bryan Anger (2012) *NFL rookie record*	40.8
Bryan Anger (2013).....	40.5
Bryan Anger (2014).....	39.6
Bryan Anger (2015).....	39.5
Adam Podlesh (2010).....	39.2
Bryan Barker (1997).....	38.8
Bryan Barker (1995) *Led NFL*	38.6

INSIDE THE 20 (MIN. 50 PUNTS)

Chris Hanson (2005).....	33
Bryan Barker (1999).....	32
Bryan Anger (2013).....	31
Bryan Anger (2012).....	31
Bryan Barker (2000).....	29
Chris Hanson (2004).....	28
Bryan Barker (1998).....	28

TOUCHBACKS (MIN. 50 PUNTS)

Adam Podlesh (2007)	2
Bryan Anger (2012).....	5
Several players tied.....	5



KICKOFF RETURNS

Brian Witherspoon (2008)	52
Deji Karim (2010).....	50
David Allen (2003).....	41
Derrick Wimbush (2005).....	39
Jordan Todman (2014).....	38
Shyrone Stith (2000).....	33
Willie Jackson (1997).....	32
Maurice Jones-Drew (2007)	31
Maurice Jones-Drew (2006)	31
Reggie Barlow (1998).....	30

KICKOFF RETURN TOUCHDOWNS

Maurice Jones-Drew (2007)	1
Maurice Jones-Drew (2006)	1
Several players tied.....	1

PUNT RETURNS

Alvin Pearman (2005).....	49
Reggie Barlow (1998).....	43
Damon Gibson (2001).....	38
Reggie Barlow (1999).....	38
Reggie Barlow (1997).....	36
Mike Thomas (2010).....	34
Ace Sanders (2014).....	32
Chris Hudson (2006).....	32
Chris Hudson (1996).....	32
Reggie Barlow (2000).....	29

PUNT RETURN AVERAGE (MIN. 15 RETURNS)

Rashad Greene (2015)	16.72
Reggie Barlow (1998).....	12.91
Bobby Shaw (2002).....	12.40
David Allen (2003).....	12.00
Reggie Barlow (1997).....	11.44
Brian Witherspoon (2008).....	11.29
Reggie Barlow (1999).....	10.89
Chris Hudson (1996).....	10.88
Mike Thomas (2010).....	10.53
Desmond Howard (1995).....	10.25

KICKOFF RETURN YARDS

Brian Witherspoon (2008)	1,250
Deji Karim (2010).....	1,248
Jordan Todman (2014).....	972
Derrick Wimbush (2005).....	955
Maurice Jones-Drew (2006)	860
David Allen (2003).....	831
Maurice Jones-Drew (2007)	811
Shyrone Stith (2000).....	785
Reggie Barlow (1998).....	747
Jordan Todman (2013).....	712

KICKOFF RETURN AVERAGE (MIN. 25 RETURNS)

Maurice Jones-Drew (2006)	27.74
Jordan Todman (2013).....	27.38
Maurice Jones-Drew (2007)	26.16
Jordan Todman (2014).....	25.58
Deji Karim (2010).....	24.96
Reggie Barlow (1998).....	24.90
Mike Thomas (2009).....	24.77
Derrick Wimbush (2005).....	24.49

PUNT RETURN YARDS

Reggie Barlow (1998).....	555
Reggie Barlow (1999).....	414
Reggie Barlow (1997).....	412
Alvin Pearman (2005).....	410
Mike Thomas (2010).....	358
Chris Hudson (1996).....	348
Damon Gibson (2001).....	333
David Allen (2003).....	324
Bobby Shaw (2002).....	310
Rashad Greene (2015).....	301

PUNT RETURN TOUCHDOWNS

Rashad Greene (2015)	1
Mike Thomas (2010).....	1
Bobby Shaw (2002).....	1
Reggie Barlow (1999).....	1
Reggie Barlow (1998).....	1

DEFENSE

INTERCEPTIONS

Rashean Mathis (2006).....	8
Marlon McCree (2002).....	6
Aaron Beasley (1999).....	6
Reggie Nelson (2007).....	5
Rashean Mathis (2005).....	5
Donovin Darius (2004).....	5
Rashean Mathis (2004).....	5
Deon Figures (1997).....	5
Several players tied.....	4

INTs RETURNED FOR TOUCHDOWN

Rashean Mathis (2008)	2
Aaron Beasley (1999).....	2
Several players tied.....	1

SACKS

Tony Brackens (1999)	12.0
Tony Brackens (2001).....	11.0
Kevin Hardy (1999).....	10.5
Bobby McCray (2006).....	10.0
Gary Walker (1999).....	10.0

TACKLES

Paul Posluszny (2012).....	231
Hardy Nickerson (2001).....	230
Russell Allen (2012).....	201
Paul Posluszny (2011).....	192
Mike Peterson (2005).....	190
Wali Rainer (2002).....	188
Kevin Hardy (1998).....	186
Mike Peterson (2004).....	178

SINGLE-SEASON RECORDS

DEFENSE & FUMBLES

TAKEAWAYS

Donovin Darius (2004).....	9
Rashean Mathis (2006).....	8
Marlon McCree (2002).....	6
Aaron Beasley (1999).....	6

FORCED FUMBLES

Tony Brackens (1999).....	8
Tony Brackens (1997).....	6
Tony Brackens (2001).....	5
Tony Brackens (1996).....	5

FUMBLES

BLAKE BORTLES (2015)	14
Blaine Gabbert (2011).....	14
David Garrard (2009).....	14
Mark Brunell (1996).....	13
David Garrard (2010).....	11
Byron Leftwich (2003).....	11

OPPONENT FUMBLE RECOVERIES

Donovin Darius (2004).....	4
Bryan Schwartz (1998).....	4

FUMBLES LOST

David Garrard (2009).....	8
Byron Leftwich (2003).....	6
Blake Bortles (2015).....	5
Blaine Gabbert (2011).....	5
David Garrard (2010).....	4
<i>Several players tied</i>	3

SINGLE-GAME RECORDS

SCORING

POINTS

James Stewart (Oct. 12, 1997 vs. Phi.).....	30
Maurice Jones-Drew (Dec. 11, 2011 vs. T.B.).....	24
Fred Taylor (Nov. 19, 2000 at Pit.).....	24
<i>Several players tied</i>	18

FIELD GOALS


Josh Scobee (Oct. 10, 2010 at Buf.).....	5
Josh Scobee (Nov. 25, 2007 vs. Buf.).....	5
Mike Hollis (Sept. 10, 2000 at Bal.).....	5
Mike Hollis (Nov. 30, 1997 vs. Bal.).....	5
Mike Hollis (Dec. 1, 1996 vs. Cin.).....	5
<i>Several players tied</i>	4

TOUCHDOWNS

James Stewart (Oct. 12, 1997 vs. Phi.).....	5
Maurice Jones-Drew (Dec. 11, 2011 vs. T.B.).....	4
Fred Taylor (Nov. 19, 2000 at Pit.).....	4
<i>Several players tied</i>	3

EXTRA POINTS

Josh Scobee (Dec. 23, 2007 vs. Oak.).....	7
Mike Hollis (Dec. 3, 2000 vs. Cle.).....	6
Mike Hollis (Nov. 1, 1998 at Bal.).....	6
<i>Several players tied</i>	5



PASSING

PASSING YARDS

Mark Brunell (Sept. 22, 1996 at N.E.).....	432
Mark Brunell (Oct. 20, 1996 at STL).....	421
Mark Brunell (Sept. 10, 2000 at Bal.).....	386
Blake Bortles (Nov. 8, 2015 at NYJ).....	381
Mark Brunell (Sept. 20, 1998 vs. Bal.).....	376
Blake Bortles (Dec. 27, 2015 at N.O.).....	368
Byron Leftwich (Oct. 10, 2004 at S.D.).....	357
Mark Brunell (Dec. 1, 1996 vs. Cin.).....	356
Chad Henne (Nov. 18, 2012 at Hou.).....	354
Quinn Gray (Nov. 4, 2007 at N.O.).....	354
Mark Brunell (Nov. 10, 1996 vs. Bal.).....	354

PASSING TDs

Blake Bortles (Dec. 6, 2015 at Ten.).....	5
Blake Bortles (Oct. 11, 2015 at T.B.).....	4
Chad Henne (Nov. 18, 2012 at Hou.).....	4
David Garrard (Oct. 31, 2010 at Dal.).....	4
Quinn Gray (Dec. 30, 2007 at Hou.).....	4
Mark Brunell (Nov. 29, 1998 at Cin.).....	4
<i>Several players tied</i>	3

PASS ATTEMPTS

Byron Leftwich (Oct. 10, 2004 at S.D.).....	54
Blake Bortles (Oct. 18, 2015 vs. Hou.).....	53
Mark Brunell (Oct. 20, 1996 at STL).....	52
Chad Henne (Dec. 29, 2013 at Ind.).....	51
Chad Henne (Dec. 23, 2012 vs. N.E.).....	51
Blake Bortles (Oct. 4, 2015 at Ind.).....	50
Mark Brunell (Sept. 10, 2000 at Bal.).....	50
Blake Bortles (Nov. 29, 2015 vs. S.D.).....	49
Blaine Gabbert (Oct. 28, 2012 at G.B.).....	49
Mark Brunell (Oct. 15, 1995 vs. Chi.).....	48

INTERCEPTIONS

Mark Brunell (Oct. 20, 1996 at STL).....	5
Luke McCown (Sept. 18, 2011 at NYJ).....	4
David Garrard (Sept. 19, 2010 at S.D.).....	4
David Garrard (Nov. 12, 2006 vs. Hou.).....	4
<i>Several players tied</i>	3

AVG. GAIN PER ATTEMPT (MIN. 20 ATTEMPTS)

David Garrard (Oct. 21, 2010 at Dal.).....	12.38
Rob Johnson (Aug. 31, 1997 at Bal.).....	12.25
Byron Leftwich (Oct. 5, 2003 vs. S.D.).....	12.00
Mark Brunell (Nov. 1, 1998 at Bal.).....	11.85
Mark Brunell (Nov. 21, 1999 vs. N.O.).....	11.70
Mark Brunell (Sept. 22, 1996 at N.E.).....	11.08

PASS COMPLETIONS

Mark Brunell (Oct. 20, 1996 at STL).....	37
Byron Leftwich (Oct. 10, 2004 at S.D.).....	36
Blake Bortles (Oct. 12, 2014 at Ten.).....	32
Blake Bortles (Nov. 29, 2015 vs. S.D.).....	30
Blake Bortles (Oct. 18 vs. Hou.).....	30
Chad Henne (Dec. 29, 2013 at Ind.).....	30
David Garrard (Oct. 18, 2009 vs. STL).....	30
Mark Brunell (Oct. 15, 1995 vs. Chi.).....	30
<i>Several players tied</i>	29

COMPLETION % (MIN. 20 ATTEMPTS)

Mark Brunell (Sept. 7, 2003 at Car.).....	85.2
Mark Brunell (Oct. 29, 2000 at Dal.).....	83.3
Rob Johnson (Aug. 31, 1997 at Bal.).....	83.3
David Garrard (Dec. 2, 2007 at Ind.).....	82.8
David Garrard (Oct. 31, 2010 at Dal.).....	81.0
David Garrard (Oct. 10, 2010 at Buf.).....	80.0
Mark Brunell (Oct. 6, 1996 at N.O.).....	80.0

SINGLE-GAME RECORDS

RUSHING

RUSHING YARDS

Fred Taylor (Nov. 19, 2000 at Pit.)	234
Fred Taylor (Dec. 21, 2003 vs. N.O.)	194
Maurice Jones-Drew (Dec. 5, 2010 at Ten.)	186
Fred Taylor (Dec. 6, 1998 vs. Det.)	183
Fred Taylor (Dec. 3, 2000 vs. Cle.)	181
Maurice Jones-Drew (Sept. 23, 2012 at Ind.)	177
Maurice Jones-Drew (Nov. 1, 2009 at Ten.)	177
Maurice Jones-Drew (Jan. 1, 2012 vs. Ind.)	169
Maurice Jones-Drew (Dec. 10, 2006 vs. Ind.)	166
Fred Taylor (Oct. 30, 2005 at STL)	165

RUSHING TOUCHDOWNS

James Stewart (Oct. 12, 1997 vs. Phi.)	5
Maurice Jones-Drew (Oct. 18, 2009 vs. STL)	3
Maurice Jones-Drew (Sept. 27, 2009 at Hou.)	3
Fred Taylor (Dec. 3, 2000 vs. Cle.)	3
Fred Taylor (Nov. 19, 2000 at Pit.)	3
Fred Taylor (Nov. 15, 1998 vs. T.B.)	3
Several players tied	2

RUSHING ATTEMPTS

Fred Taylor (Dec. 21, 2003 vs. N.O.)	34
Maurice Jones-Drew (Oct. 18, 2009 vs. STL)	33
Fred Taylor (Nov. 23, 2003 at NYJ)	32
Fred Taylor (Dec. 17, 2000 at Cin.)	32
Fred Taylor (Dec. 6, 1998 vs. Det.)	32
Maurice Jones-Drew (Dec. 5, 2010 at Ten.)	31
Fred Taylor (Oct. 29, 2000 at Dal.)	31
Several players tied	30

RUSHING AVERAGE (MIN. 10 ATTEMPTS)

Maurice Jones-Drew (Dec. 10, 2006 vs. Ind.)	11.07
Maurice Jones-Drew (Oct. 14, 2007 vs. Hou.)	10.42
Fred Taylor (Oct. 31, 1999 at Cin.)	8.53
Maurice Jones-Drew (Sept. 24, 2006 at Ind.)	7.92
Stacey Mack (Dec. 30, 2001 vs. K.C.)	7.81
Fred Taylor (Nov. 19, 2000 at Pit.)	7.80
Fred Taylor (Oct. 30, 2005 at STL)	7.50
Fred Taylor (Dec. 19, 2004 at G.B.)	7.50



RECEIVING & YARDAGE

RECEPTIONS

Keenan McCardell (Oct. 20, 1996 at STL)	16
Jimmy Smith (Sept. 10, 2000 at Bal.)	15
Justin Blackmon (Oct. 13, 2013 at Den.)	14
Jimmy Smith (Jan. 2, 2000 vs. Cin.)	14
Allen Hurns (Oct. 4, 2015 at Ind.)	11
Keenan McCardell (Dec. 23, 2000 at NYG)	11
Keenan McCardell (Oct. 1, 2000 vs. Pit.)	11
Keenan McCardell (Dec. 7, 1997 vs. N.E.)	11
Several players tied	10

RECEIVING TDs

Allen Robinson (Dec. 6, 2015 at Ten.)	3
Jimmy Smith (Sept. 10, 2000 at Bal.)	3
Several players tied	2

YARDS PER RECEPTION (MIN. 4 RECEPTIONS)

Justin Blackmon (Nov. 18, 2012 at Hou.)	33.7
Ernest Wilford (Dec. 24, 2005 at Hou.)	29.5
Andre Rison (Sept. 22, 1996 at N.E.)	28.8
Jimmy Smith (Nov. 9, 1997 vs. K.C.)	28.0

RECEIVING YARDS

Jimmy Smith (Sept. 10, 2000 at Bal.)	291
Justin Blackmon (Nov. 18, 2012 at Hou.)	236
Keenan McCardell (Oct. 20, 1996 at STL)	232
Jimmy Smith (Nov. 21, 1999 vs. N.O.)	220
Justin Blackmon (Oct. 13, 2013 at Den.)	190
Jimmy Smith (Jan. 2, 2000 vs. Cin.)	165
Jimmy Smith (Sept. 22, 1997 vs. Pit.)	164
Jimmy Smith (Dec. 1, 1996 vs. Cin.)	162
Pete Mitchell (Nov. 19, 1995 at T.B.)	161
Jimmy Smith (Nov. 16, 1997 vs. Ten.)	158

SCRIMMAGE YARDS

Jimmy Smith (Sept. 10, 2000 at Bal.)	291
Fred Taylor (Nov. 19, 2000 at Pit.)	248
Fred Taylor (Sept. 16, 2002 vs. NYJ)	237
Justin Blackmon (Nov. 18, 2012 at Hou.)	236
Keenan McCardell (Oct. 20, 1996 at STL)	232
Fred Taylor (Dec. 21, 2003 at N.O.)	225
Maurice Jones-Drew (Nov. 21, 2010 vs. Cle.)	220
Jimmy Smith (Nov. 21, 1999 vs. N.O.)	220
Fred Taylor (Sept. 20, 1998 vs. Bal.)	213
Fred Taylor (Dec. 6, 1998 vs. Det.)	206



ALL-PURPOSE YARDS

Maurice Jones-Drew (Dec. 10, 2006 vs. Ind.)	303
Jimmy Smith (Sept. 10, 2000 at Bal.)	291
Maurice Jones-Drew (Oct. 14, 2007 vs. Hou.)	260
Fred Taylor (Nov. 19, 2000 at Pit.)	248
Maurice Jones-Drew (Sept. 24, 2006 at Ind.)	244
Fred Taylor (Sept. 29, 2002 vs. NYJ)	237
Justin Blackmon (Nov. 18, 2012 at Hou.)	236
Keenan McCardell (Oct. 20, 1996 at STL)	232
Fred Taylor (Dec. 21, 2003 vs. N.O.)	225
Several players tied	220

PUNTING

PUNTS

Bryan Anger (Sept. 8, 2013 vs. K.C.)	11
Adam Podlesh (Nov. 16, 2008 vs. Ten.)	10
Bryan Anger (Oct. 21, 2012 at Oak.)	9
Bryan Anger (Sept. 16, 2012 vs. Hou.)	9
Nick Harris (Dec. 24, 2011 at Ten.)	9
Nick Harris (Nov. 27, 2011 vs. Hou.)	9
Chris Hanson (Oct. 16, 2005 at Pit.)	9
Chris Hanson (Sept. 19, 2004 vs. Den.)	9
Bryan Barker (Sept. 25, 2000 at Ind.)	9
Bryan Barker (Nov. 14, 1999 vs. Bal.)	9
Bryan Barker (Oct. 29, 1995 at Pit.)	9

PUNTS INSIDE 20

Bryan Barker (Nov. 14, 1999 vs. Bal.)	8
Bryan Anger (Nov. 17, 2013 vs. Ari.)	6
Bryan Barker (Oct. 3, 1999 vs. Pit.)	6

GROSS AVERAGE (MIN. 4 PUNTS)

Bryan Anger (Dec. 23, 2012 vs. N.E.)	56.3
Bryan Anger (Oct. 11, 2015 at T.B.)	55.3
Bryan Barker (Oct. 19, 1997 at Dal.)	53.8
Brad Nortman (Oct. 2, 2016 vs. Ind.)	53.6
Bryan Anger (Sept. 9, 2012 at Min.)	53.5
Bryan Anger (Sept. 23, 2012 at Ind.)	53.5
Bryan Anger (Dec. 14, 2014 at Bal.)	53.4

NET AVERAGE (MIN. 4 PUNTS)

Bryan Anger (Nov. 4, 2012 vs. Det.)	50.5
Adam Podlesh (Dec. 23, 2007 vs. Oak.)	49.8
Chris Hanson (Nov. 10, 2002 vs. Was.)	48.2
Bryan Anger (Dec. 26, 2012 at Mia.)	47.4



SINGLE-GAME RECORDS

RETURNS

KICKOFF RETURNS

Deji Karim (Oct. 18, 2010 vs. Ten.)	7
Jermaine Lewis (Oct. 10, 2004 at S.D.)	7
Curtis Marsh (Nov. 12, 1995 vs. Sea.)	7
<i>Several players tied</i>	6

KICKOFF RETURN AVERAGE (MIN. 3 RETURNS)

Maurice Jones-Drew (Nov. 4, 2007 at N.O.)	47.33
Derrick Wimbush (Nov. 27, 2005 at Ari.)	46.00
Brian Witherspoon (Sept. 7, 2008 at Ten.)	41.33
Randy Jordan (Oct. 13, 1996 vs. NYJ)	39.67
Tiquan Underwood (Sept. 12, 2010 vs. Den.)	38.33



KICKOFF RETURN YARDS

Reggie Barlow (Oct. 25, 1998 at Den.)	206
Jordan Todman (Sept. 28, 2014 at S.D.)	174
Jordan Todman (Nov. 2, 2014 at Cin.)	173
Curtis Marsh (Nov. 12, 1995 vs. Sea.)	169
Deji Karim (Oct. 18, 2010 vs. Ten.)	168
Reggie Barlow (Dec. 7, 1997 vs. N.E.)	157
Rashad Jennings (Nov. 18, 2012 at Hou.)	149
David Allen (Dec. 14, 2003 at N.E.)	147
Alvis Whitted (Dec. 26, 1999 at Ten.)	147
Mike Thomas (Nov. 1, 2009 at Ten.)	146

PUNT RETURNS

Alvin Pearman (Dec. 18, 2005 vs. S.F.)	7
Alvin Pearman (Nov. 13, 2005 vs. Bal.)	7
Ace Sanders (Nov. 17, 2013 vs. Ari.)	6
Mike Thomas (Oct. 24, 2011 vs. Bal.)	6
David Allen (Dec. 7, 2003 vs. Hou.)	6
Reggie Barlow (Dec. 3, 2000 vs. Cle.)	6
R. Jay Soward (Oct. 8, 2000 vs. Bal.)	6
Reggie Barlow (Nov. 14, 1999 vs. Bal.)	6
Reggie Barlow (Sept. 20, 1998 vs. Bal.)	6
<i>Several players tied</i>	5

PUNT RETURN TDs

Rashad Greene (Dec. 13, 2015 vs. Ind.)	1
Mike Thomas (Dec. 19, 2010 at Ind.)	1
Bobby Shaw (Oct. 6, 2002 vs. Phi.)	1
Reggie Barlow (Nov. 21, 1999 vs. N.O.)	1
Reggie Barlow (Sept. 13, 1998 vs. K.C.)	1

KICKOFF RETURN TDs

Maurice Jones-Drew (Nov. 4, 2007 at N.O.)	1
Maurice Jones-Drew (Dec. 10, 2006 vs. Ind.)	1
Derrick Wimbush (Nov. 27, 2005 at Ari.)	1
Elvis Joseph (Nov. 18, 2001 at Pit.)	1
Alvis Whitted (Dec. 26, 1999 at Ten.)	1
Reggie Barlow (Dec. 7, 1997 vs. N.E.)	1
Jimmy Smith (Dec. 3, 1995 at Den.)	1

PUNT RETURN YARDS

Reggie Barlow (Sept. 13, 1998 vs. K.C.)	134
Mike Thomas (Dec. 19, 2010 at Ind.)	99
Desmond Howard (Sept. 24, 1995 vs. G.B.)	82
Reggie Barlow (Sept. 20, 1998 vs. Bal.)	81
Reggie Barlow (Nov. 21, 1999 vs. N.O.)	80
Reggie Barlow (Nov. 23, 1997 at Cin.)	79
Jermaine Lewis (Sept. 19, 2004 vs. Den.)	78
Rashad Greene (Nov. 19, 2015 vs. Ten.)	76
Reggie Barlow (Nov. 2, 1997 at Ten.)	76
<i>Several players tied</i>	73

PUNT RETURN YARD AVG.

Reggie Barlow (Sept. 13, 1998 vs. K.C.)	44.67
Reggie Barlow (Nov. 23, 1997 at Cin.)	26.33
Reggie Barlow (Nov. 2, 1997 at Ten.)	25.33
Mike Thomas (Dec. 19, 2010 at Ind.)	24.75
Reggie Barlow (Nov. 29, 1998 at Cin.)	23.00
Brian Witherspoon (Nov. 29, 2009 at S.F.)	21.00
Desmond Howard (Sept. 24, 1995 vs. G.B.)	20.50
Dennis Northcutt (Dec. 9, 2007 vs. Car.)	20.00

DEFENSE, FUMBLES & BLOCKS

INTERCEPTIONS

Davon House (Nov. 15, 2015 at Bal.)	2
Derek Cox (Oct. 31, 2010 at Dal.)	2
Rashean Mathis (Nov. 5, 2006 vs. Ten.)	2
Rashean Mathis (Sept. 18, 2006 vs. Pit.)	2
Terry Cousin (Nov. 13, 2005 vs. Bal.)	2
Rashean Mathis (Oct. 30, 2005 at STL)	2
Donovin Darius (Jan. 2, 2005 at Oak.)	2
Rashean Mathis (Dec. 19, 2004 at G.B.)	2
Marlon McCree (Sept. 15, 2002 at K.C.)	2
Rayna Stewart (Sept. 10, 2000 at Bal.)	2
Aaron Beasley (Sept. 12, 1999 vs. S.F.)	2
Deon Figures (Aug. 31, 1997 at Bal.)	2
<i>Several players tied</i>	1

TAKEAWAYS

Darren Carrington (Oct. 1, 1995 at Hou.)	3
--	---

FORCED FUMBLES

Tony Brackens (Oct. 3, 1999 vs. Pit.)	3
<i>Several players tied</i>	2

OPPONENT FUMBLE RECOVERIES

Telvin Smith (Nov. 23, 2014 at Ind.)	2
Tony Brackens (Sept. 29, 1996 vs. Car.)	2
Darren Carrington (Oct. 1, 1995 at Hou.)	2

INTs RETURNED FOR TOUCHDOWN

Telvin Smith (Oct. 25, 2015 vs. Buf.)	1
Dwayne Gratz (Dec. 28, 2014 at Hou.)	1
Paul Posluszny (Oct. 13, 2013 at Den.)	1
Rashean Mathis (Sept. 21, 2008 at Ind.)	1
Rashean Mathis (Oct. 5, 2008 vs. Pit.)	1
Clint Ingram (Dec. 9, 2007 vs. Car.)	1
Aaron Glenn (Oct. 28, 2007 at T.B.)	1
Scott Starks (Nov. 5, 2006 vs. Ten.)	1
Mike Peterson (Nov. 13, 2005 vs. Bal.)	1
Rashean Mathis (Oct. 16, 2005 at Pit.)	1
Tony Brackens (Nov. 28, 1999 at Bal.)	1
Aaron Beasley (Sept. 26, 1999 vs. Ten.)	1
Aaron Beasley (Sept. 12, 1999 vs. S.F.)	1
Mickey Washington (Oct. 22, 1995 at Cle.)	1

BLOCKED PUNTS

Hayes Pullard III (Nov. 29, 2015 vs. S.D.)	1
J.T. Thomas (Sept. 8, 2013 vs. K.C.)	1
Mike Harris (Dec. 30, 2012 at Ten.)	1
Kassim Osgood (Dec. 15, 2011 at Atl.)	1
Rashad Jennings (Sept. 19, 2010 at S.D.)	1
Jorge Cordova (Dec. 10, 2006 vs. Ind.)	1
Gerald Sensabaugh (Oct. 8, 2006 vs. NYJ)	1
Derrick Wimbush (Oct. 9, 2005 vs. Cin.)	1
Eric Westmoreland (Oct. 27, 2002 vs. Hou.)	1
Donovin Darius (Sept. 10, 2001 vs. Pit.)	1
Donovin Darius (Oct. 1, 2000 vs. Pit.)	1
Dave Thomas (Nov. 14, 1999 vs. Bal.)	1
Alvis Whitted (Nov. 1, 1998 at Bal.)	1
Dave Thomas (Oct. 12, 1997 vs. Phi.)	1
Mike Dumas (Dec. 3, 1995 at Den.)	1

SACKS

Chris Clemons (Nov. 23, 2014 at Ind.)	3.0
Paul Spicer (Sept. 25, 2005 at NYJ)	3.0
John Henderson (Oct. 6, 2002 vs. Phi.)	3.0
Kelvin Prichett (Oct. 5, 1997 vs. Cin.)	3.0

TACKLES

Hardy Nickerson (Nov. 25, 2001 vs. Bal.)	23
Russell Allen (Sept. 16, 2012 vs. Hou.)	22
Wali Rainer (Oct. 13, 2002 at Ten.)	22
T.J. Slaughter (Nov. 25, 2001 vs. Bal.)	22
Paul Posluszny (Dec. 19, 2012 at Mia.)	21
Bryan Schwartz (Dec. 17, 1995 at Det.)	21
Russell Allen (Nov. 18, 2012 at Hou.)	20
Daryl Smith (Dec. 18, 2010 at Ind.)	20
Kevin Hardy (Nov. 1, 1998 at Bal.)	20

BLOCKED FIELD GOALS

Tyson Alualu (Dec. 27, 2015 at N.O.)	1
Chris Clemons (Sept. 13, 2015 vs. Car.)	1
Rashean Mathis (Oct. 2, 2005 vs. Den.)	1
John Henderson (Dec. 8, 2002 vs. Cle.)	1
Marcus Stroud (Sept. 8, 2002 vs. Ind.)	1
Marcus Stroud (Dec. 3, 2001 vs. G.B.)	1
Clyde Simmons (Sept. 22, 1997 vs. Pit.)	1
Clyde Simmons (Dec. 1, 1996 vs. Cin.)	1

ROOKIE RECORDS

SCORING & PASSING

POINTS (SEASON)

Fred Taylor (1998).....	102
Maurice Jones-Drew (2006)	96
Josh Scobee (2004).....	93
Seth Marler (2003).....	90
Allen Hurns (2014).....	36
Justin Blackmon (2012).....	32
Willie Jackson (1995).....	32
Matt Jones (2005).....	30
Hayden Epstein (2002).....	28
Several players tied.....	18

TOUCHDOWNS (SEASON)

Fred Taylor (1998).....	17
Maurice Jones-Drew (2006)	16
Allen Hurns (2014).....	6
Matt Jones (2005).....	5
Justin Blackmon (2012).....	5
Greg Jones (2004).....	3
LaBrandon Toefield (2003).....	3
Elvis Joseph (2001).....	3
James Stewart (1995).....	3
Several players tied.....	2

PASSING YARDS (SEASON)

Blake Bortles (2014)	2,908
Byron Leftwich (2003).....	2,819
Blaine Gabbert (2011).....	2,214
Jonathan Quinn (1998).....	387
David Garrard (2002).....	231
LaBrandon Toefield (2003).....	32
Rob Johnson (1995).....	24
Ace Sanders (2013).....	21
Matt Jones (2005).....	12

PASSING YARDS (GAME)

Blake Bortles (Oct. 12, 2014 at Ten.)	336
Byron Leftwich (Oct. 5, 2003 vs. S.D.).....	336
Blake Bortles (Nov. 9, 2014 vs. Dal.).....	290
Byron Leftwich (Dec. 14, 2003).....	288
Byron Leftwich (Oct. 12, 2003).....	256
Blake Bortles (Sept. 28, 2014 at S.D.).....	254
Blake Bortles (Nov. 2, 2014 at Cin.).....	247
Byron Leftwich (Sept. 28, 2003 at Hou.)	231
Byron Leftwich (Nov. 30, 2003 vs. T.B.).....	224
Blake Bortles (Sept. 21, 2014 vs. Ind.).....	223

PASS ATTEMPTS (SEASON)

Blake Bortles (2014)	475
Byron Leftwich (2003).....	418
Blaine Gabbert (2011).....	413
Jonathan Quinn (1998).....	64
David Garrard (2002).....	46
Rob Johnson (1995).....	7
Matt Jones (2005).....	3
LaBrandon Toefield (2003).....	2
Ace Sanders (2013).....	1

PASS ATTEMPTS (GAME)

Blake Bortles (Oct. 12, 2014 at Ten.).....	46
Byron Leftwich (Oct. 12, 2003 vs. Mia.).....	42
Blaine Gabbert (Dec. 24, 2011 at Ten.).....	42
Blaine Gabbert (Oct. 2, 2011 vs. N.O.).....	42
Blaine Gabbert (Nov. 20, 2011 at Cle.).....	41
Byron Leftwich (Dec. 14, 2003 at N.E.)	40
Blake Bortles (Dec. 14, 2014 at Bal.).....	37
Blake Bortles (Dec. 7, 2014 vs. Hou.).....	39
Blake Bortles (Nov. 9, 2014 vs. Dal.).....	37
Blake Bortles (Sept. 28, 2014 at S.D.).....	37

PASS COMPLETIONS (SEASON)

Blake Bortles (2014)	280
Byron Leftwich (2003).....	239
Blaine Gabbert (2011).....	210
Jonathan Quinn (1998).....	34
David Garrard (2002).....	23
Rob Johnson (1995).....	3
Matt Jones (2005).....	2
LaBrandon Toefield (2003).....	1
Ace Sanders (2013).....	1

PASS COMPLETIONS (GAME)

Blake Bortles (Oct. 12, 2014 at Ten.).....	32
Blake Bortles (Sept. 28, 2014 at S.D.).....	29
Byron Leftwich (Oct. 12, 2003 vs. Mia.).....	24
Blake Bortles (Nov. 9, 2014 vs. Dal.).....	22
Blake Bortles (Nov. 2, 2014 at Cin.).....	22
Blake Bortles (Oct. 5, 2014 vs. Pit.).....	22
Blaine Gabbert (Nov. 20, 2011 at Cle.).....	22
Byron Leftwich (Nov. 2, 2003 at Bal.).....	22
Several players tied.....	21

PASSING TDs (SEASON)

Byron Leftwich (2003).....	14
Blaine Gabbert (2011).....	12
Blake Bortles (2014).....	11
Jonathan Quinn (1998).....	2
David Garrard (2002).....	1
Ace Sanders (2013).....	1

PASSING TDs (GAME)

Blake Bortles (Nov. 2, 2014 at Cin.).....	2
Blake Bortles (Sept. 21, 2014 vs. Ind.).....	2
Blaine Gabbert (Dec. 11, 2011 vs. T.B.).....	2
Blaine Gabbert (Dec. 5, 2011 vs. S.D.).....	2
Byron Leftwich (Oct. 5, 2003 vs. S.D.).....	2
Byron Leftwich (Nov. 30, 2003 vs. T.B.).....	2
Several players tied.....	1

INTERCEPTIONS (SEASON)

Blake Bortles (2014).....	17
Byron Leftwich (2003).....	16
Blaine Gabbert (2011).....	11
Jonathan Quinn (1998).....	3
David Garrard (2002).....	2
Rob Johnson (1995).....	1

INTERCEPTIONS (GAME)

Blake Bortles (Oct. 19, 2014 vs. Cle.).....	3
Byron Leftwich (Oct. 12, 2003 vs. Mia.).....	3
Byron Leftwich (Sept. 28, 2003 at Hou.).....	3
Several players tied.....	2



RUSHING

RUSHING YARDS (SEASON)

Fred Taylor (1998).....	1,223
Maurice Jones-Drew (2006)	941
T.J. Yeldon (2015).....	740
James Stewart (1995).....	525
Blake Bortles (2014).....	419
Elvis Joseph (2001).....	294
LaBrandon Toefield (2003).....	212
Rashad Jennings (2009).....	202
Greg Jones (2004).....	162
Deji Karim (2010).....	160

RUSHING YARDS (GAME)

Fred Taylor (Dec. 6, 1998 vs. Det.).....	183
Maurice Jones-Drew (Dec. 10, 2006 vs. Ind.).....	166
Maurice Jones-Drew (Dec. 24, 2006 vs. N.E.).....	131
Fred Taylor (Nov. 15, 1998 vs. T.B.).....	128
Fred Taylor (Sept. 20, 1998 vs. Bal.).....	128
Fred Taylor (Nov. 8, 1998 vs. Cin.).....	118
Fred Taylor (Sept. 27, 1998 at Ten.).....	116
T.J. Yeldon (Oct. 25, 2015 vs. Buf.).....	115
T.J. Yeldon (Oct. 4, 2015 at Ind.).....	105
Fred Taylor (Dec. 20, 1998 at Min.).....	105

RUSHING ATTEMPTS (SEASON)

Fred Taylor (2003).....	264
T.J. Yeldon (2015).....	182
Maurice Jones-Drew (2006)	166
James Stewart (1995).....	137
Elvis Joseph (2001).....	68
Greg Jones (2004).....	62
Blake Bortles (2014).....	419
LaBrandon Toefield (2003).....	53
Blaine Gabbert (2011).....	48
Rashad Jennings (2009).....	39
Alvin Pearman (2005).....	39

ROOKIE RECORDS

RUSHING

RUSHING ATTEMPTS (GAME)

Fred Taylor (Dec. 6, 1998 vs. Det.).....	32
Fred Taylor (Nov. 8, 1998 vs. Cin.).....	27
Maurice Jones-Drew (Dec. 17, 2006 at Ten.).....	25
Fred Taylor (Sept. 27, 1998 at Ten.).....	25
T.J. Yeldon (Sept. 20, 2015 vs. Mia.).....	25
Fred Taylor (Dec. 20, 1998 at Min.).....	23
Fred Taylor (Sept. 20, 1998 vs. Bal.).....	23
T.J. Yeldon (Oct. 4, 2015 at Ind.).....	22
Fred Taylor (Nov. 1, 1998 at Bal.).....	22
Maurice Jones-Drew (Oct. 29, 2006 at Phi.).....	21
Fred Taylor (Dec. 28, 1998 vs. Pit.).....	21

RUSHING TDs (SEASON)

Fred Taylor (1998).....	14
Maurice Jones-Drew (2006).....	13
Greg Jones (2004).....	3
T.J. Yeldon (2015).....	2
Storm Johnson (2014).....	2
Byron Leftwich (2003).....	2
LaBrandon Toefield (2003).....	2
David Garrard (2002).....	2
James Stewart (1995).....	2
<i>Several players tied</i>	1

RUSHING TDs (GAME)

Fred Taylor (Nov. 15, 1998 vs. T.B.).....	3
Maurice Jones-Drew (Dec. 24, 2006 vs. N.E.).....	2
Maurice Jones-Drew (Dec. 10, 2006 vs. Ind.).....	2
Maurice Jones-Drew (Oct. 8, 2006 vs. NYJ).....	2
David Garrard (Oct. 13, 2002 at Ten.).....	2
Fred Taylor (Oct. 12, 1998 vs. Mia.).....	2
Fred Taylor (Dec. 6, 1998 vs. Det.).....	2
<i>Several players tied</i>	1

RECEIVING & YARDAGE

RECEPTIONS (SEASON)

Justin Blackmon (2012).....	64
Willie Jackson (1995).....	53
Allen Hurns (2014).....	51
Ace Sanders (2013).....	51
Allen Robinson (2014).....	48
Mike Thomas (2009).....	48
Maurice Jones-Drew (2006).....	46
Fred Taylor (1998).....	44
Pete Mitchell (1995).....	41
Marqise Lee (2014).....	37

RECEIVING TDs (SEASON)

Allen Hurns (2014).....	6
Justin Blackmon (2012).....	5
Matt Jones (2005).....	5
Willie Jackson (1995).....	5
Fred Taylor (1998).....	3
<i>Several players tied</i>	2

SCRIMMAGE YARDS (SEASON)

Fred Taylor (1998).....	1,644
Maurice Jones-Drew (2006).....	1,377
T.J. Yeldon (2015).....	1,019
Justin Blackmon (2012).....	888
James Stewart (1995).....	715
Allen Hurns (2014).....	677
Willie Jackson (1995).....	589
Allen Robinson (2014).....	548

RECEPTIONS (GAME)

Pete Mitchell (Nov. 19, 1995 at T.B.).....	10
Fred Taylor (Sept. 20, 1998 vs. Bal.).....	9
Allen Robinson (Oct. 12, 2014 at Ten.).....	8
Ace Sanders (Dec. 1, 2013 at Cle.).....	8
Ace Sanders (Nov. 17, 2013 vs. Ari.).....	8
Zach Miller (Jan. 3, 2010 at Cle.).....	8
<i>Several players tied</i>	7

YARDS/REC. (SEASON) (MIN. 25 RECEPTIONS)

Justin Blackmon (2012).....	13.52
Allen Hurns (2014).....	13.27
Pete Mitchell (1995).....	12.85
Matt Jones (2005).....	12.00
Allen Robinson (2014).....	11.42
Marqise Lee (2014).....	11.41
Willie Jackson (1995).....	11.11
Reggie Williams (2004).....	9.93
Fred Taylor (1998).....	9.57
Ace Sanders (2013).....	9.49

ALL-PURPOSE YARDS (SEASON)

Maurice Jones-Drew (2006).....	2,250
Fred Taylor (1998).....	1,653
Brian Witherspoon (2008).....	1,442
Deji Karim (2010).....	1,418
Mike Thomas (2009).....	1,301
David Allen (2003).....	1,223
T.J. Yeldon (2015).....	1,019

RECEIVING YARDS (SEASON)

Justin Blackmon (2012).....	865
Allen Hurns (2014).....	677
Willie Jackson (1995).....	589
Allen Robinson (2014).....	548
Pete Mitchell (1995).....	527
Ace Sanders (2013).....	484
Mike Thomas (2009).....	453
Maurice Jones-Drew (2006).....	436
Matt Jones (2005).....	432
Marqise Lee (2014).....	422

YARDS/REC. (GAME) (MIN. 4 RECEPTIONS)

Justin Blackmon (Nov. 18, 2012 at Hou.).....	33.71
Allen Hurns (Sept. 7, 2014 at Phi.).....	27.50
Matt Jones (Nov. 13, 2005 vs. Bal.).....	23.40
Willie Jackson (Dec. 24, 1995 vs. Cle.).....	20.25
T.J. Yeldon (Dec. 6, 2015 at Ten.).....	19.75
Willie Jackson (Dec. 10, 1995 vs. Ind.).....	18.83
Allen Robinson (Sept. 14, 2014 at Was.).....	18.75
Mike Sims-Walker (Oct. 5, 2008 vs. Pit.).....	17.83

100-YARD RECEIVING GAMES (SEASON)

Allen Hurns (2014).....	2
Justin Blackmon (2012).....	1
Matt Jones (2005).....	1
Pete Mitchell (1995).....	1

DEFENSE

SACKS (SEASON)

Tony Brackens (1996).....	7.0
John Henderson (2002).....	6.5
Kevin Hardy (1996).....	5.5
Tyson Alualu (2010).....	3.5
Derrick Harvey (2008).....	3.5
Bobby McCray (2004).....	3.5
YANNICK NGAKOUÉ (2016)	3.0
Chris Smith (2014).....	3.0
Akin Ayodele (2002).....	3.0
Larry Smith (1999).....	3.0

INTERCEPTIONS (SEASON)

Reggie Nelson (2007).....	5
Derek Cox (2009).....	4
Dwayne Gratz (2013).....	2
Rashean Mathis (2003).....	2
Fernando Bryant (1999).....	2
Kevin Hardy (1996).....	2

TACKLES (SEASON)

Bryan Schwartz (1995).....	161
Kevin Hardy (1996).....	130
Clint Ingram (2006).....	117
Akin Ayodele (2002).....	108
T.J. Slaughter (2000).....	108

TACKLES (GAME)

Bryan Schwartz (Dec. 17, 1995 at Det.).....	21
Bryan Schwartz (Dec. 24, 1995 vs. Cle.).....	19
Bryan Schwartz (Dec. 10, 1995 vs. Ind.).....	17

TAKEAWAYS (SEASON)

Derek Cox (2009).....	5
Reggie Nelson (2007).....	5
Fernando Bryant (1999).....	5



OPPONENT RECORDS

SCORING

POINTS

Jeff Reed, Pittsburgh (12/1/02).....19
Several players tied (K. Moreno, Den., 2013)18

TOUCHDOWNS

Several players tied (D. Martin, T.B., 2013) 3

PASSING

PASSING YARDS

Matt Schaub, Hou. (11/18/12).....527
 Drew Brees, N.O. (11/4/07).....445
 Peyton Manning, Ind. (9/25/00).....440
 Carson Palmer, Ari. (11/17/13).....419
 Drew Brees, N.O. (12/27/15).....412

PASS ATTEMPTS

Matt Schaub, Hou. (11/16/12).....55
 Vinny Testaverde, Bal. (11/24/96).....50
 Rich Gannon, K.C. (11/9/97).....50
 Shane Matthews, Was. (11/10/02).....50
 Peyton Manning, Ind. (12/10/06).....50

INTERCEPTIONS THROWN

Jon Kitna, Dal. (10/31/10)..... 4
Several players tied (J. Russell, Oak. 2007) 3

TOUCHDOWN PASSES

Steve McNair, Ten. (12/26/99)..... 5
 Tony Banks, Bal. (9/10/00)..... 5
 Matt Schaub, Hou. (11/18/12)..... 5
Several players tied (P. Rivers, S.D., 2015) 4

PASS COMPLETIONS

Matt Schaub, Hou. (11/18/12).....43
 Drew Brees, N.O. (11/4/07).....35
 Jon Kitna, Dal. (10/31/10).....34
 Joe Flacco, Bal. (11/15/15).....34
Two players tied33

RUSHING

RUSHING YARDS

Chris Johnson, Ten. (11/1/09).....228
 Arian Foster, Hou. (1/2/10).....180
 Steven Jackson, Stl. (10/30/05).....179
 Shawn Alexander, Sea. (10/7/01).....176
 Chris Brown, Ten. (9/9/07).....175

RUSHING ATTEMPTS

Terry Allen, Was. (9/28/97).....36
Several players tied (A. Foster, Hou., 2011)33

LONGEST RUSHING TDs

Chris Johnson, Ten. (11/1/09).....89
 Marcus Mariota, Ten. (12/6/15).....87
 Joey Galloway, Sea. (11/12/95).....86
 Chris Johnson, Ten. (11/1/09).....52

RUSHING TOUCHDOWNS

Several players tied (K. Moreno, Den., 2013)..... 3

YARDAGE

SCRIMMAGE YARDS

Andre Johnson, Hou. (11/18/12).....273
 Josh Gordon, Cle. (12/1/13).....261
 Chris Johnson, Ten. (11/1/09).....239
 Terrell Davis, Den. (10/25/98).....212
 Albert Connell, Was. (10/22/00).....211

ALL-PURPOSE YARDS

Andre Johnson, Hou. (11/18/12).....273
 Ridel Anthony, T.B. (11/15/98).....269
 Josh Gordon, Cle. (12/1/13).....261
 Eddy Drummond, Det. (11/14/04).....257
 Andre Davis, Hou. (12/30/07).....254

RECEIVING

RECEPTIONS

Reggie Wayne, Ind. (10/3/10).....15
 Tim Brown, Oak. (12/21/97).....14
 David Boston, S.D. (10/5/03).....14
 Andre Johnson, Hou. (11/18/12).....14
Several players tied (A. Johnson, Hou. 2013)13

RECEIVING YARDS

Andre Johnson, Hou. (11/18/12).....273
 Josh Gordon, Cle. (12/1/13).....261
 Albert Connell, Was. (10/22/00).....211
 Terrell Owens, Buf. (11/22/09).....197
Several players tied (R. Wayne, Ind., 2010).....196

LONGEST RECEPTIONS

Terrell Owens, Buf. (11/22/09).....98
 Josh Gordon, Cle. (12/1/13).....95
 Michael Floyd, Ari. (11/17/13).....91
 Kevin Curtis, Stl. (10/30/05).....83
 Kenny Britt, Ten. (9/11/11).....80

RECEIVING TOUCHDOWNS

Several players tied (R. Moss, N.E., 2009)..... 3

KICKING

FIELD GOALS

Jeff Reed, Pit. (12/1/02)..... 6
 Adam Vinatieri, N.E. (9/22/96)..... 5
 Matt Stover, Bal. (10/8/00)..... 5

LONGEST FIELD GOALS

Jason Elam, Den. (10/25/98).....63
 Blair Walsh, Min. (9/9/12).....55
 Ryan Longwell, Min. (11/23/08).....54
Several players tied (N. Rackers, Hou., 2011)53

PUNTING

PUNTS

Chris Gardocki, Cle. (12/3/00).....12
Several players tied (B. Hartmann, Hou., 2011)10

LONGEST PUNTS

Brian Moorman, Buf. (9/12/04).....80
 Josh Miller, Pit. (12/2/99).....75
 Kyle Larson, Cin. (10/9/05).....75
 Craig Hentrich, Ten. (11/5/06).....73

INSIDE THE 20 (MIN. 5 PUNTS)

Several players tied (D. Colquitt, K.C., 2013)..... 5

GROSS AVERAGE (MIN. 4 PUNTS)

Craig Hentrich, Ten. (11/4/01).....57.5
 Mat McBriar, Dal. (9/10/06).....53.2
 Josh Miller, Pit. (12/2/99).....52.7

EXTRA POINTS

Several players tied (P. Dawson, S.F., 2013) 6

MOST BLOCKED KICKS (FGs, PATs)

Several players tied (Z. Smith, Bal., 2015)..... 1

OPPONENT RECORDS

DEFENSE

SACKS

Ryan Kerrigan, Was. (9/14/14).....	4.0
Connor Barwin, Hou. (11/27/11).....	4.0
John Abraham, Atl. (12/15/11)	3.5
Whitney Mercilus, Hou. (1/3/16).....	3.5

TACKLES

Steven Tulloch, Ten. (12/5/10)	17
Keith Brooking, Atl. (12/28/03).....	15
Jonathan Joseph, Cin. (11/2/08)	15
Jerod Mayo, N.E. (12/27/09)	15

INTERCEPTIONS

Samari Rolle, Ten. (12/26/99).....	3
Several players tied (M.Williams, NYJ, 2015)	2

LONGEST INTERCEPTION RETURN TDs

Anthony Henry, Cle. (12/16/01)	97t
Anthony Parker, Stl. (10/20/96).....	92t
Adam Jones, Ten. (12/17/06)	83t
Matt Giordano, Stl. (10/6/12)	82t

RETURNS

PUNT RETURNS

Jacoby Jones, Hou. (11/27/11).....	7
Dexter McCluster, K.C. (9/8/13).....	7
Several players tied (T. Holliday, Hou., 2012)	6

PUNT RETURN YARDS

Eddie Drummond, Det. (11/14/04)	199
Darius Reynaud, Ten. (12/30/12)	160
Jacoby Jones, Hou. (11/27/11).....	116
Roscoe Parrish, Buf. (11/26/06).....	104

LONGEST PUNT RETURNS

Eddie Drummond, Det. (11/14/04)	83t
Peter Warrick, Cin. (12/17/00).....	82t
Terrence Wilkins, Ind. (9/24/06)	82t
Roscoe Parrish, Buf. (11/26/06).....	82t

KICKOFF RETURNS

MarTey Jenkins, Ari. (12/10/00).....	8
Nate Jacquet, Min. (12/23/01)	8
Justin Miller, NYJ (10/8/06).....	8

KICKOFF RETURN YARDS

Andre Davis, Hou. (12/30/07).....	234
Glyn Milburn, Chi. (9/6/98).....	197
Adam Jones, Ten. (11/20/05)	196

LONGEST KICKOFF RETURNS

Andre Davis, Hou. (12/30/07).....	104t
Andre Davis, Hou. (12/30/07).....	97t
Aaron Bailey, Ind. (12/10/95)	95t
Chad Simpson, Ind. (12/17/09)	93t
Glyn Milburn, Chi. (9/6/98).....	88t



LEAGUE STATISTICS
REGULAR SEASON WEEK 6 - AT CHICAGO

WEEK 5 / THROUGH MONDAY, OCTOBER 10, 2016

OFFENSE	Denv.	S.D.	S.F.	Buff.	Jax	Chi.	L.A.	Det.
GAMES (Won-Lost)	4-1	1-4	1-4	3-2	1-3	1-4	3-2	2-3
FIRST DOWNS	106	105	95	82	77	99	80	109
Rushing	28	29	36	37	18	25	25	28
Passing	61	66	49	40	50	70	45	67
Penalty	17	10	10	5	9	4	10	14
YDS GAINED (tot)	1636	1866	1457	1533	1283	1862	1421	1748
Avg per Game	327.2	373.2	291.4	306.6	320.8	372.4	284.2	349.6
RUSHING (net)	507	452	607	686	301	454	409	449
Avg per Game	101.4	90.4	121.4	137.2	75.3	90.8	81.8	89.8
Rushes	139	124	164	134	87	100	133	115
Yards per Rush	3.6	3.6	3.7	5.1	3.5	4.5	3.1	3.9
PASSING (net)	1129	1414	850	847	982	1408	1012	1299
Avg per Game	225.8	282.8	170.0	169.4	245.5	281.6	202.4	259.8
Passes Att.	160	173	150	140	160	186	152	181
Completed	105	117	87	87	98	128	88	123
Pct Completed	65.6	67.6	58.0	62.1	61.3	68.8	57.9	68.0
Yards Gained	1217	1469	890	907	1050	1467	1096	1378
Sacked	15	11	10	10	12	11	12	14
Yards Lost	88	55	40	60	68	59	84	79
Had intercepted	4	3	6	2	6	2	5	4
Yards Opp Ret	24	55	66	0	52	40	87	68
Opp TDs on Int	0	0	0	0	0	0	2	0
PUNTS	23	17	32	25	17	21	29	19
Avg Yards	47.3	39.1	46.9	41.9	48.4	42.6	45.2	50.1
PUNT RETURNS	8	10	7	9	10	10	12	7
Avg Return	11.5	7.4	8.1	9.3	8.6	13.9	9.5	19.7
Returned for TD	0	0	0	0	0	1	0	1
KICKOFF RETURNS	6	11	9	13	13	15	9	12
Avg Return	24.7	20.7	17.6	20.5	19.7	21.1	24.3	20.8
Returned for TD	0	0	0	0	0	0	0	0
PENALTIES	34	27	21	36	41	35	42	41
Yards Penalized	262	217	161	343	392	270	373	388
FUMBLES BY	5	14	6	5	3	11	4	1
Fumbles Lost	2	8	3	0	1	5	3	1
Opp Fumbles	5	3	6	13	5	4	10	3
Opp Fum Lost	4	2	4	5	2	1	5	1
POSS. TIME (avg)	29:46	28:57	26:26	26:54	28:12	27:07	29:31	30:24
TOUCHDOWNS	14	18	14	14	9	10	8	13
Rushing	4	6	9	5	2	2	3	2
Passing	8	11	5	6	7	7	4	10
Returns	2	1	0	3	0	1	1	1
EXTRA-PT KICKS	11/12	17/18	13/13	12/14	9/9	10/10	7/7	11/12
2-PT CONVERSIONS	1/2	0/0	1/1	0/0	0/0	0/0	0/1	1/1
FIELD GOALS/FGA	10/11	9/10	4/5	7/9	7/9	5/8	9/9	8/9
POINTS SCORED	127	152	111	117	84	85	82	119
DEFENSE								
POINTS ALLOWED	87	142	140	87	111	126	106	125
OPP FIRST DOWNS	94	110	97	107	84	99	116	105
Rushing	30	30	41	28	26	36	35	31
Passing	54	72	48	67	42	57	64	65
Penalty	10	8	8	12	16	6	17	9
OPP YARDS GAINED	1505	1875	1848	1771	1218	1730	1823	1891
Avg per Game	301.0	375.0	369.6	354.2	304.5	346.0	364.6	378.2
OPP RUSHING (net)	577	417	734	486	423	592	611	574
Avg per Game	115.4	83.4	146.8	97.2	105.8	118.4	122.2	114.8
Rushes	140	115	167	137	107	147	140	117
Yards per Rush	4.1	3.6	4.4	3.5	4.0	4.0	4.4	4.9
OPP PASSING (net)	928	1458	1114	1285	795	1138	1212	1317
Avg per Game	185.6	291.6	222.8	257.0	198.8	227.6	242.4	263.4
Passes Att.	167	211	167	175	141	168	198	173
Completed	92	137	97	110	93	113	119	124
Pct Completed	55.1	64.9	58.1	62.9	66.0	67.3	60.1	71.7
Sacked	19	12	8	17	12	11	9	12
Yards Lost	115	89	46	110	72	66	66	51
INTERCEPTED BY	5	7	4	6	3	3	4	2
Yards Returned	87	85	9	92	39	24	8	11
Returned for TD	1	0	0	1	0	0	0	0
OPP PUNT RETURNS	8	9	16	9	5	7	9	9
Avg return	7.5	6.2	11.6	2.1	7.8	21.7	6.4	5.1
OPP KICKOFF RET	8	7	13	15	3	12	7	7
Avg return	17.5	21.3	22.2	19.5	27.0	24.9	21.1	18.4
OPP TOUCHDOWNS	9	17	16	8	12	12	14	14
Rushing	6	8	5	6	4	5	5	0
Passing	3	9	10	2	8	6	7	14
Returns	0	0	1	0	0	1	2	0

WEEK 5 / THROUGH MONDAY, OCTOBER 10, 2016

OFFENSE	Clev.	Tenn.	Phil.	Wash.	K.C.	Oak.	Dal.	G.B.
GAMES (Won-Lost)	0-5	2-3	3-1	3-2	2-2	4-1	4-1	3-1
FIRST DOWNS	95	99	87	104	80	103	120	78
Rushing	26	40	30	26	16	27	52	26
Passing	60	51	49	69	60	67	59	42
Penalty	9	8	8	9	4	9	9	10
YDS GAINED (tot)	1747	1790	1455	1830	1354	1958	1985	1287
Avg per Game	349.4	358.0	363.8	366.0	338.5	391.6	397.0	321.8
RUSHING (net)	624	743	474	432	361	596	776	448
Avg per Game	124.8	148.6	118.5	86.4	90.3	119.2	155.2	112.0
Rushes	126	148	117	105	83	120	169	104
Yards per Rush	5.0	5.0	4.1	4.1	4.3	5.0	4.6	4.3
PASSING (net)	1123	1047	981	1398	993	1362	1209	839
Avg per Game	224.6	209.4	245.3	279.6	248.3	272.4	241.8	209.8
Passes Att.	172	165	135	193	168	193	155	139
Completed	104	100	91	130	109	129	107	78
Pct Completed	60.5	60.6	67.4	67.4	64.9	66.8	69.0	56.1
Yards Gained	1201	1088	1007	1463	1073	1383	1239	876
Sacked	13	7	7	8	13	5	7	8
Yards Lost	78	41	26	65	80	21	30	37
Had intercepted	5	5	1	5	2	2	0	3
Yards Opp Ret	10	95	11	41	20	5	0	30
Opp TDs on Int	0	1	0	0	0	0	0	0
PUNTS	22	24	17	14	21	26	15	15
Avg Yards	46.5	46.5	44.4	42.3	43.4	49.6	49.1	40.4
PUNT RETURNS	8	11	7	8	12	10	8	3
Avg Return	7.3	7.3	11.6	24.3	12.3	14.4	7.6	2.0
Returned for TD	0	0	0	1	0	0	0	0
KICKOFF RETURNS	10	13	6	6	13	10	7	5
Avg Return	16.3	22.2	23.2	27.8	21.8	17.6	24.4	20.2
Returned for TD	0	0	0	0	0	0	0	0
PENALTIES	37	38	36	38	27	49	29	21
Yards Penalized	301	296	290	297	222	386	224	198
FUMBLES BY	13	7	5	7	7	3	6	6
Fumbles Lost	3	3	1	2	5	1	3	2
Opp Fumbles	4	0	7	11	4	12	5	4
Opp Fum Lost	1	0	4	5	2	5	2	2
POSS. TIME (avg)	27:40	32:08	34:59	29:35	29:19	30:45	33:49	29:58
TOUCHDOWNS	10	11	12	11	9	17	15	11
Rushing	4	4	5	3	2	6	11	2
Passing	5	7	7	7	5	11	4	9
Returns	1	0	0	1	2	0	0	0
EXTRA-PT KICKS	7/8	8/9	11/12	10/11	8/8	13/13	15/15	11/11
2-PT CONVERSIONS	1/2	0/2	0/0	0/0	0/0	3/4	0/0	0/0
FIELD GOALS/FGA	6/10	6/7	10/11	13/14	7/8	7/9	8/10	7/7
POINTS SCORED	87	92	115	115	83	142	129	98
 DEFENSE								
POINTS ALLOWED	148	101	51	122	92	137	91	83
OPP FIRST DOWNS	116	83	66	119	75	115	104	71
Rushing	33	22	20	38	22	35	26	12
Passing	73	54	37	71	46	71	71	54
Penalty	10	7	9	10	7	9	7	5
OPP YARDS GAINED	2013	1603	1067	1960	1480	2263	1778	1269
Avg per Game	402.6	320.6	266.8	392.0	370.0	452.6	355.6	317.3
OPP RUSHING (net)	571	491	293	650	518	610	475	171
Avg per Game	114.2	98.2	73.3	130.0	129.5	122.0	95.0	42.8
Rushes	146	117	76	128	114	125	103	86
Yards per Rush	3.9	4.2	3.9	5.1	4.5	4.9	4.6	2.0
OPP PASSING (net)	1442	1112	774	1310	962	1653	1303	1098
Avg per Game	288.4	222.4	193.5	262.0	240.5	330.6	260.6	274.5
Passes Att.	189	163	124	192	140	191	187	146
Completed	121	98	76	132	86	124	122	92
Pct Completed	64.0	60.1	61.3	68.8	61.4	64.9	65.2	63.0
Sacked	7	12	14	11	5	7	10	14
Yards Lost	46	78	88	65	37	37	50	92
INTERCEPTED BY	5	6	3	4	8	5	3	2
Yards Returned	62	14	33	29	102	60	27	53
Returned for TD	1	0	0	0	1	0	0	0
OPP PUNT RETURNS	9	13	2	5	8	10	7	4
Avg return	11.8	19.2	34.0	8.2	4.5	15.1	12.9	9.0
OPP KICKOFF RET	8	7	10	6	8	14	10	12
Avg return	24.1	26.7	18.1	20.2	27.3	21.1	21.4	28.5
OPP TOUCHDOWNS	17	10	6	14	10	16	11	8
Rushing	4	2	2	8	3	4	2	1
Passing	13	4	3	6	7	12	9	7
Returns	0	4	1	0	0	0	0	0

WEEK 5 / THROUGH MONDAY, OCTOBER 10, 2016

OFFENSE	Atl.	Sea.	Ind.	Hou.	NY-J	Ariz.	Minn.	T.B.
GAMES (Won-Lost)	4-1	3-1	2-3	3-2	1-4	2-3	5-0	2-3
FIRST DOWNS	116	77	111	88	103	109	87	106
Rushing	36	19	28	26	29	31	21	27
Passing	75	51	66	55	63	69	61	66
Penalty	5	7	17	7	11	9	5	13
YDS GAINED (tot)	2287	1430	1793	1552	1759	1816	1513	1679
Avg per Game	457.4	357.5	358.6	310.4	351.8	363.2	302.6	335.8
RUSHING (net)	620	372	450	509	522	575	353	443
Avg per Game	124.0	93.0	90.0	101.8	104.4	115.0	70.6	88.6
Rushes	139	113	112	134	125	133	144	134
Yards per Rush	4.5	3.3	4.0	3.8	4.2	4.3	2.5	3.3
PASSING (net)	1667	1058	1343	1043	1237	1241	1160	1236
Avg per Game	333.4	264.5	268.6	208.6	247.4	248.2	232.0	247.2
Passes Att.	168	142	205	188	192	196	158	207
Completed	116	94	131	109	111	106	106	121
Pct Completed	69.0	66.2	63.9	58.0	57.8	54.1	67.1	58.5
Yards Gained	1740	1129	1469	1133	1267	1322	1226	1327
Sacked	11	9	20	11	9	13	8	12
Yards Lost	73	71	126	90	30	81	66	91
Had intercepted	2	2	3	7	10	7	0	8
Yards Opp Ret	8	13	76	76	61	49	0	164
Opp TDs on Int	1	0	1	0	1	0	0	1
PUNTS	16	20	17	24	18	30	28	27
Avg Yards	47.4	43.4	51.8	49.7	43.6	40.7	43.6	47.1
PUNT RETURNS	8	8	6	13	3	10	11	11
Avg Return	15.9	14.8	8.5	13.2	7.7	7.5	17.3	10.7
Returned for TD	0	0	0	1	0	0	2	0
KICKOFF RETURNS	9	5	11	12	13	11	11	4
Avg Return	22.1	13.6	22.3	21.6	27.1	21.6	23.6	14.5
Returned for TD	0	0	0	0	0	0	0	0
PENALTIES	33	31	39	27	28	30	37	34
Yards Penalized	336	304	351	230	238	233	352	276
FUMBLES BY	1	5	6	4	8	8	3	6
Fumbles Lost	1	3	2	2	3	3	1	3
Opp Fumbles	5	4	8	7	4	10	8	3
Opp Fum Lost	1	0	4	3	2	5	5	3
POSS. TIME (avg)	29:57	32:49	30:48	30:30	31:53	30:35	31:36	30:59
TOUCHDOWNS	20	8	14	7	9	15	13	12
Rushing	6	2	4	0	3	6	3	2
Passing	12	6	10	6	5	8	6	9
Returns	2	0	0	1	1	1	4	1
EXTRA-PT KICKS	18/18	7/8	12/12	7/7	8/9	13/14	10/12	8/9
2-PT CONVERSIONS	2/2	0/0	1/2	0/0	0/0	0/1	1/1	1/3
FIELD GOALS/FGA	11/11	8/8	13/13	11/14	10/11	6/7	9/12	4/8
POINTS SCORED	175	79	137	82	92	125	119	94

DEFENSE	Atl.	Sea.	Ind.	Hou.	NY-J	Ariz.	Minn.	T.B.
POINTS ALLOWED	140	54	148	104	136	101	63	142
OPP FIRST DOWNS	119	60	117	81	103	93	91	99
Rushing	30	16	29	30	22	34	23	23
Passing	76	36	77	44	72	52	53	67
Penalty	13	8	11	7	9	7	15	9
OPP YARDS GAINED	1944	1056	2053	1502	1854	1540	1438	1831
Avg per Game	388.8	264.0	410.6	300.4	370.8	308.0	287.6	366.2
OPP RUSHING (net)	493	321	548	597	342	591	389	519
Avg per Game	98.6	80.3	109.6	119.4	68.4	118.2	77.8	103.8
Rushes	115	96	120	147	115	143	105	142
Yards per Rush	4.3	3.3	4.6	4.1	3.0	4.1	3.7	3.7
OPP PASSING (net)	1451	735	1505	905	1512	949	1049	1312
Avg per Game	290.2	183.8	301.0	181.0	302.4	189.8	209.8	262.4
Passes Att.	214	125	187	144	173	171	200	158
Completed	147	71	131	82	124	101	111	96
Pct Completed	68.7	56.8	70.1	56.9	71.7	59.1	55.5	60.8
Sacked	10	12	7	13	12	18	19	9
Yards Lost	65	70	31	73	87	105	145	43
INTERCEPTED BY	5	4	1	2	2	7	7	3
Yards Returned	133	15	19	18	14	121	116	33
Returned for TD	2	0	0	0	0	1	1	1
OPP PUNT RETURNS	5	8	6	18	9	13	8	9
Avg return	6.6	8.4	6.2	14.6	13.0	11.3	7.9	6.6
OPP KICKOFF RET	9	5	11	20	13	8	14	6
Avg return	20.8	27.4	21.3	22.6	19.1	17.5	24.6	25.8
OPP TOUCHDOWNS	17	5	15	11	16	12	7	17
Rushing	2	3	5	7	1	6	3	6
Passing	14	1	7	3	12	5	4	9
Returns	1	1	3	1	3	1	0	2

WEEK 5 / THROUGH MONDAY, OCTOBER 10, 2016

OFFENSE	NFL/Avg
GAMES (Won-Lost)	---
FIRST DOWNS	96.9
Rushing	27.8
Passing	60.1
Penalty	9.1
YDS GAINED (tot)	1692.3
Avg per Game	351.6
RUSHING (net)	498.7
Avg per Game	103.6
Rushes	123.9
Yards per Rush	4.0
PASSING (net)	1193.6
Avg per Game	248.0
Passes Att.	172.9
Completed	109.9
Pct Completed	63.6
Yards Gained	1261.0
Sacked	10.9
Yards Lost	67.4
Had intercepted	4.0
Yards Opp Ret	42.8
Opp TDs on Int	0.3
PUNTS	22.0
Avg Yards	46.0
PUNT RETURNS	8.9
Avg Return	10.7
Returned for TD	0.2
KICKOFF RETURNS	9.6
Avg Return	21.6
Returned for TD	0.0
PENALTIES	33.3
Yards Penalized	288.3
FUMBLES BY	6.3
Fumbles Lost	2.8
Opp Fumbles	6.3
Opp Fum Lost	2.8
POSS. TIME (avg)	30:00
TOUCHDOWNS	12.2
Rushing	3.9
Passing	7.4
Returns	0.8
EXTRA POINTS (tot)	95%
Kicks Made/2Pt	62%
FIELD GOALS/FGA	8/*
POINTS SCORED	109.2

DEFENSE	NFL/Avg
POINTS ALLOWED	109.2
OPP FIRST DOWNS	96.9
Rushing	27.8
Passing	60.1
Penalty	9.1
OPP YARDS GAINED	1692.3
Avg per Game	351.6
OPP RUSHING (net)	498.7
Avg per Game	103.6
Rushes	123.9
Yards per Rush	4.0
OPP PASSING (net)	1193.6
Avg per Game	248.0
Passes Att.	172.9
Completed	109.9
Pct Completed	63.6
Sacked	10.9
Yards Lost	67.4
INTERCEPTED BY	4.0
Yards Returned	42.8
Returned for TD	0.3
OPP PUNT RETURNS	8.9
Avg return	10.7
OPP KICKOFF RET	9.6
Avg return	21.6
OPP TOUCHDOWNS	12.2
Rushing	3.9
Passing	7.4
Returns	0.8

WEEK 5 / THROUGH MONDAY, OCTOBER 10, 2016

TEAM RANKINGS

American Football Conference**Offense****Defense**

	Total	Rush	Pass	Total	Rush	Pass
Balt.	11	10	10	1	2	3
Buff.	15	2	16	8	6	9
Cin.	5	14	3	6	10	6
Cleve.	9	4	13	14	11	11
Denver	12	9	12	3	12	2
Hou.	14	8	15	2	13	*1
Ind.	6	13	5	15	9	13
Jax	13	15	9	4	8	4
K.C.	10	12	7	9	15	7
Miami	16	16	11	13	16	8
N.E.	3	3	6	7	5	10
Jets	8	6	8	10	1	15
Oak.	1	5	4	16	14	16
Pitt.	2	7	1	12	3	14
S.D.	4	11	2	11	4	12
Tenn.	7	1	14	5	7	5

National Football Conference**Offense****Defense**

	Total	Rush	Pass	Total	Rush	Pass
Ariz.	8	6	9	4	11	2
Atl.	*1	3	*1	14	8	15
Car.	3	2	5	6	5	8
Chi.	5	9	3	7	12	6
Dallas	2	*1	12	8	6	9
Det.	10T	10	8	13	10	13
G.B.	13	7	14	5	*1	14
L.A.	16	14	15	10	14	7
Minn.	14	16	13	3	3	4
N.O.	4	15	2	16	13	16
Giants	10T	13	6	9	7	10
Phil.	7	5	11	2	2	3
S.F.	15	4	16	12	16	5
Sea.	9	8	7	*1	4	1
T.B.	12	11	10	11	9	12
Wash.	6	12	4	15	15	11

National Football League**Offense****Defense**

	Total	Rush	Pass	Total	Rush	Pass
Ariz.	13	11	16	8	23	4
Atl.	*1	7	*1	26	15	26
Balt.	22	17	22	3	4	5
Buff.	28	3	32	15	13	17
Car.	3	6	10	12	10	15
Chi.	9	19	6	14	24	12
Cin.	10	26	5	11	19	11
Cleve.	20	5	26	29	20	25
Dallas	2	*1	21	16	11	19
Denver	24	16	25	6	22	3
Det.	18T	23	13	24	21	23
G.B.	25	12	27	9	*1	24
Hou.	27	15	29	5	25	*1
Ind.	14	22	9	30	18	28
Jax	26	30	19	7	17	7
K.C.	21	21	15	21	29	13
L.A.	32	28	30	18	28	14
Miami	29	31	24	28	32	16
Minn.	30	32	23	4	6	8
N.E.	7	4	14	13	9	18
N.O.	6	29	2	31	26	29
Giants	18T	27	11	17	12	20
Jets	17	13	17	22	2	31
Oak.	4	9	8	32	27	32
Phil.	12	10	20	2	3	6
Pitt.	5	14	3	25	5	30
S.D.	8	20	4	23	8	27
S.F.	31	8	31	20	31	10
Sea.	16	18	12	*1	7	2
T.B.	23	24	18	19	16	22
Tenn.	15	2	28	10	14	9
Wash.	11	25	7	27	30	21

T = Tied for position

* = League Leader

WEEK 5 / THROUGH MONDAY, OCTOBER 10, 2016

AFC / TEAM/OFFENSE RANK

Tm	(A)	(B)	(C)	(D)	(E)	(F)	(G)	(H)	(I)	(J)	(K)	(L)	(M)	(N)	(O)	(P)	(Q)
BAL	11	15	10	7	10	15	8	5	8	11	10	14	1	7	13	10	1t
BUF	15	9	2	1	16	13	5	9	15	13	2t	7	10	15	9	6	12t
CIN	5	6	14	16	3	4	3	13	3t	14	2t	16	12	11	11	11t	7t
CLE	9	7	4	4	13	10	11	11	13	6t	13	13	16	10	8	15	16
DEN	12	12	9	13	12	7	10	14	2	10	1	5	3	8	6	5	3t
HOU	14	16	8	12	15	16	13	7	14	9	14	3	8	2	12	16	11
IND	6	11	13	9	5	11	6	15	1	4	7	9	5	1	1	4	1t
JAC	13	14	15	15	9	12	14	10	12	16	4	8	13	5	2	8	12t
KC	10	13	12	5	7	14	4	12	9t	8	5t	4	7	14	10	9	6
MIA	16	4	16	10	11	6	15	16	16	15	15t	1t	4	4	3	14	9t
NE	3	5	3	11	6	2	1	6	9t	5	8t	15	15	12	5	7	15
NYJ	8	10	6	6	8	8	16	3t	6t	3	8t	10	2	13	15	11t	3t
OAK	1	1	5	3	4	5	2	1	6t	12	5t	1t	14	3	7	2	12t
PIT	2	3	7	8	1	3	9	3t	3t	1	11	6	11	6	4	3	9t
SD	4	2	11	14	2	1	7	8	3t	2	15t	11	9	16	14	1	5
TEN	7	8	1	2	14	9	12	2	11	6t	12	12	6	9	16	11t	7t

AFC / OPPONENT/DEFENSE RANK

Tm	(A)	(B)	(C)	(D)	(E)	(F)	(G)	(H)	(I)	(J)	(K)	(L)	(M)	(N)	(O)	(P)	(Q)	(R)	(S)
BAL	1	2	2	3	3	3	3	8	1	4	15	15	5	8	10	4	1	6	1
BUF	8	6	6	2	9	9	4	2	11	6	6	1	6	6	6	2t	13t	4	12
CIN	6	10	10	13	6	12	9	7	4	10	1t	5	13	14	14	8	9	11	4
CLE	14	12	11	6	11	13	7	13t	15	15	7	11	12	12	13	15t	6t	16	14
DEN	3	1	12	10	2	1	6	1	6	11	10t	7	2	16	15	2t	11t	2t	5
HOU	2	4	13	9	1	4	12t	3	2	5	1t	13	10	10	9	7	15t	12	7
IND	15	15	9	15	13	14	16	12	16	7	10t	3	8	15	16	15t	10	9	13
JAC	4	3	8	7	4	2	10	4	10	16	10t	8	15	11	8	13	15t	14	6
KC	9	11	15	14	7	8	1	16	5	13	14	2	16	2	1	9	5	10	11
MIA	13	7	16	11	8	10	15	10	13	3	13	9	3	1	2	10	3	13	16
NE	7	5	5	5	10	5	11	11	9	14	1t	6	1	5	5	1	2	2t	3
NYJ	10	14	1	1	15	15	14	6	8	8	5	12	4	4	12	11	11t	15	10
OAK	16	16	14	16	16	16	8	15	14	1	8	14	7	13	4	12	6t	7	15
PIT	12	13	3	8	14	11	12t	13t	7	2	9	10	11	3	3	5	13t	1	8
SD	11	9	4	4	12	7	5	9	12	9	16	4	9	7	7	14	6t	5	9
TEN	5	8	7	12	5	6	2	5	3	12	1t	16	14	9	11	6	4	8	2

- (A) Total Yards per Game
- (B) Yards per Play
- (C) Rushing Yards per Game
- (D) Rushing Yards per Attempt
- (E) Passing Net Yards per Game
- (F) Passing Net Yards per Play
- (G) Passing, Percent Had Intercepted
- (H) Sacks per Pass Play
- (I) First Downs per Game
- (J) Third Down Efficiency
- (K) Fourth Down Efficiency
- (L) Punt Return Average
- (M) Kickoff Return Average
- (N) Gross Punting Average
- (O) Net Punting Average
- (P) Points per Game
- (Q) Field Goal Percentage
- Combined Offense/Defense Rank
- (R) Points per Game Differential
- (S) Net Yards per Game Differential

WEEK 5 / THROUGH MONDAY, OCTOBER 10, 2016

NFC / TEAM/OFFENSE RANK

Tm	(A)	(B)	(C)	(D)	(E)	(F)	(G)	(H)	(I)	(J)	(K)	(L)	(M)	(N)	(O)	(P)	(Q)
ARI	8	11	6	5	9	13	13	12	4t	6t	15t	13	9	15	15	5	9
ATL	1	1	3	4	1	1	5	11	3	10	5	4	8	5	2	1	1t
CAR	3	5	2	2	5	8	16	14	8	5	7t	15	7	3	6	6	13
CHI	5	2	9	3	3	3	4	9	11	16	14	6	10	13	16	15	14t
DAL	2	3	1	1	12	2	1t	3	1t	1	1t	12	3	4	8	4	10t
DET	10t	7	10	9	8	10	10	15	4t	4	1t	2	11	2	1	8t	8
GB	13	12	7	6	14	14	9	7	12	2	7t	16	12	16	11	7	1t
LA	16	14	14	15	15	12	12	16	16	14t	13	9	4	9	5	16	1t
MIN	14	13	16	16	13	5	1t	4	15	6t	7t	3	5	11	9	8t	12
NO	4	9	15	12	2	11	7	1	1t	3	4	14	13	1	3	3	14t
NYG	10t	6	13	10	6	9	8	6	10	13	15t	10	2	8	12	14	7
PHI	7	8	5	8	11	7	3	5	6	14t	1t	7	6	10	13	2	6
SF	15	16	4	11	16	16	15	13	14	12	7t	11	14	7	7	11	10t
SEA	9	10	8	14	7	4	6	10	13	8	6	5	16	12	10	12	1t
TB	12	15	11	13	10	15	14	8	7	9	7t	8	15	6	4	13	16
WAS	6	4	12	7	4	6	11	2	9	11	12	1	1	14	14	10	5

NFC / OPPONENT/DEFENSE RANK

Tm	(A)	(B)	(C)	(D)	(E)	(F)	(G)	(H)	(I)	(J)	(K)	(L)	(M)	(N)	(O)	(P)	(Q)	(R)	(S)
ARI	4	3	11	9	2	2	1	2	5	10	3	10	2	6	10	5	8t	6	4
ATL	14	11	8	10	15	10	7	13	15t	7	14	4	8	16	15	13t	8t	4	3
CAR	6	10	5	3	8	14	4	6	6	9	4t	14	1	11	16	12	5t	10	5
CHI	7	8	12	8	6	7	11	8	8t	6	15t	15	13	15	12	11	15	15	7
DAL	8	14	6	14	9	11	12	11	10	12	4t	13	10	3	5	4	7	3	6
DET	13	15	10	15	13	13	14	7	11t	15	4t	1	5	9	1	10	5t	8	12
GB	5	6	1	1	14	12	13	4	3	5	12	8	16	1	13	6	13t	7	9
LA	10	7	14	11	7	5	9	15	13	11	13	2	9	5	6	7	4	13	16
MIN	3	1	3	6	4	1	2	5	4	4	1	5	12	8	3	1	2	2	8
NO	16	16	13	13	16	15	16	14	14	13	4t	9	6	13	14	16	11t	12	14
NYG	9	5	7	4	10	6	15	16	11t	14	15t	12	3	10	8	8	10	11	10
PHI	2	4	2	7	3	4	5	1	2	3	2	16	4	12	11	2	1	1	1
SF	12	9	16	12	5	8	6	12	7	8	4t	11	11	4	9	13t	13t	14	15
SEA	1	2	4	2	1	3	3	3	1	1	10t	7	15	2	4	3	3	5	2
TB	11	13	9	5	12	16	10	10	8t	2	10t	3	14	7	7	15	11t	16	13
WAS	15	12	15	16	11	9	8	9	15t	16	9	6	7	14	2	9	16	9	11

- (A) Total Yards per Game
- (B) Yards per Play
- (C) Rushing Yards per Game
- (D) Rushing Yards per Attempt
- (E) Passing Net Yards per Game
- (F) Passing Net Yards per Play
- (G) Passing, Percent Had Intercepted
- (H) Sacks per Pass Play
- (I) First Downs per Game
- (J) Third Down Efficiency
- (K) Fourth Down Efficiency
- (L) Punt Return Average
- (M) Kickoff Return Average
- (N) Gross Punting Average
- (O) Net Punting Average
- (P) Points per Game
- (Q) Field Goal Percentage
- Combined Offense/Defense Rank
- (R) Points per Game Differential
- (S) Net Yards per Game Differential

WEEK 5 / THROUGH MONDAY, OCTOBER 10, 2016

NFL / TEAM/OFFENSE RANK

Tm	(A)	(B)	(C)	(D)	(E)	(F)	(G)	(H)	(I)	(J)	(K)	(L)	(M)	(N)	(O)	(P)	(Q)
BAL	22	28	17	14	22	31	15	9	17	24	21	27	1	11	27	22t	1t
BUF	28	19	3	1	32	27	11	23	30	26t	5t	16	21	29	17	15	23t
CIN	10	13	26	28	5	10	6	29	10t	30	5t	30	24	20	20	24t	15t
CLE	20	15	5	4	26	22	22	25	26t	11t	25t	26	30	18	14	29	31
DEN	24	23	16	24	25	18	20	30	8t	23	1t	12	5	13	11	9	8t
HOU	27	31	15	22	29	32	26	15	28	21	27t	9	17	5	23	31t	22
IND	14	21	22	17	9	23	12	31	4	9	13	19	12	1	2	7	1t
JAC	26	26	30	27	19	25	27	24	24t	32	8t	18	25	9	5	19	23t
KC	21	24	21	9	15	29	8t	27	18t	18	10t	10	15	25	19	20	14
MIA	29	9	31	18	24	15	30	32	32	31	29t	6t	11	8	6	28	18t
NE	7	10	4	20	14	3	1t	14	18t	10	14t	28t	29	21	10	17	28
NYJ	17	20	13	12	17	20	32	6t	15t	7	14t	21	3	24	30	24t	8t
OAK	4	3	9	3	8	12	5	1	15t	25	10t	6t	27	6	12	5	23t
PIT	5	7	14	16	3	6	16	6t	10t	2	22t	13	23	10	8	6	18t
SD	8	4	20	25	4	2	14	18	10t	6	29t	24	20	32	28	2	11t
TEN	15	17	2	2	28	21	23	4	21t	11t	24	25	13	17	31	24t	15t
ARI	13	22	11	10	16	24	25	20	5t	13t	29t	23	16	30	29	10	15t
ATL	1	1	7	8	1	1	8t	19	3	17	8t	4	14	12	3	1	1t
CAR	3	8	6	6	10	13	31	22	10t	8	14t	31	10	4	13	11	27
CHI	9	2	19	7	6	5	7	16	21t	29	27t	8	18	27	32	30	29t
DAL	2	5	1	5	21	4	1t	5	1t	1	1t	22	6	7	16	8	18t
DET	18t	12	23	19	13	16	19	26	5t	5	1t	2	19	3	1	13t	13
GB	25	25	12	11	27	26	18	12	23	3	14t	32	22	31	22	12	1t
LA	32	29	28	31	30	19	24	28	31	26t	25t	15	7	19	9	31t	1t
MIN	30	27	32	32	23	8	1t	8	29	13t	14t	3	8	23	18	13t	26
NO	6	16	29	26	2	17	13	2	1t	4	5t	28t	26	2	4	4	29t
NYG	18t	11	27	21	11	14	17	11	18t	22	29t	17	4	16	24	27	11t
PHI	12	14	10	15	20	11	4	10	7	26t	1t	11	9	22	25	3	8t
SF	31	32	8	23	31	30	29	21	26t	20	14t	20	28	15	15	18	18t
SEA	16	18	18	30	12	7	10	17	24t	15	10t	5	32	26	21	21	1t
TB	23	30	24	29	18	28	28	13	8t	16	14t	14	31	14	7	22t	32
WAS	11	6	25	13	7	9	21	3	14	19	22t	1	2	28	26	16	7

- (A) Total Yards per Game
- (B) Yards per Play
- (C) Rushing Yards per Game
- (D) Rushing Yards per Attempt
- (E) Passing Net Yards per Game
- (F) Passing Net Yards per Play
- (G) Passing, Percent Had Intercepted
- (H) Sacks per Pass Play
- (I) First Downs per Game
- (J) Third Down Efficiency
- (K) Fourth Down Efficiency
- (L) Punt Return Average
- (M) Kickoff Return Average
- (N) Gross Punting Average
- (O) Net Punting Average
- (P) Points per Game
- (Q) Field Goal Percentage

WEEK 5 / THROUGH MONDAY, OCTOBER 10, 2016

NFL / OPPONENT/DEFENSE RANK

Tm	(A)	(B)	(C)	(D)	(E)	(F)	(G)	(H)	(I)	(J)	(K)	(L)	(M)	(N)	(O)	(P)	(Q)	(R)	(S)
BAL	3	5	4	7	5	5	4	16	1	7t	29	29	10	14	17	7	1	13	3
BUF	15	14	13	6	17	20	6	4	23	11	7t	1	11	9	12	5t	27t	9	26
CIN	11	20	19	23	11	23	13	15	7t	15	1t	9	26t	25	28	16	15t	21	10
CLE	29	23	20	13	25	27	11	28t	27t	28	9t	23	23	22	25	30t	9t	32	28
DEN	6	3	22	18	3	2	10	1	11	17	13t	11	3t	32	31	5t	21t	4t	12
HOU	5	7	25	17	1	8	24t	8	3	9t	1t	26	21	19	15	13	30t	24	15
IND	30	31	18	28	28	29	32	27	29	12	13t	4	17	31	32	30t	19	18	27
JAC	7	6	17	14	7	4	17	9	20t	29	13t	12	29	20	14	25	30t	28	13
KC	21	21	29	27	13	19	1	31	10	25	23t	2	30	2	2	17	8	19	24
MIA	28	16	32	20	16	21	31	20	25	6	22	15	7	1	3	18	5t	27	32
NE	13	13	9	11	18	11	19	25	18t	27	1t	10	1	7	10	4	3	4t	9
NYJ	22	28	2	2	31	31	27t	12t	17	13	6	25	9	5	24	23	21t	30	20
OAK	32	32	27	30	32	32	12	30	26	2	11	27	15	23	9	24	9t	14	29
PIT	25	27	5	16	30	22	24t	28t	16	5	12	17t	22	4	5	9	27t	3	16
SD	23	19	8	8	27	17	7	19	24	14	30	5	18	10	13	28t	9t	12	18
TEN	10	17	14	21	9	12	3	10	5	21	1t	30	28	16t	18	10t	7	17	8
ARI	8	4	23	19	4	3	2	3	9	22	9t	20	3t	13	21	10t	17t	10	5
ATL	26	22	15	22	26	16	16	23	31t	18	28	8	14	30	29	26t	17t	7	4
CAR	12	18	10	4	15	26	9	11	12	20	13t	28	2	24	30	22	13t	20	6
CHI	14	12	24	15	12	13	22	14	14t	16	31t	31	25	29	23	21	29	29	11
DAL	16	26	11	29	19	18	23	21	18t	24	13t	24	19	8	8	8	15t	6	7
DET	24	29	21	31	23	25	27t	12t	20t	31	13t	3	8	18	1	20	13t	15	22
GB	9	10	1	1	24	24	26	6	6	9t	26	17t	32	3	26	12	25t	11	17
LA	18	11	28	24	14	9	20	26	27t	23	27	6	16	12	11	14	9t	25	31
MIN	4	1	6	10	8	1	5	7	7t	7t	1t	13	24	16t	6	1	4	2	14
NO	31	30	26	26	29	28	30	24	30	26	13t	19	12	27	27	32	21t	23	25
NYG	17	9	12	5	20	10	29	32	20t	30	31t	22	5	21	19	15	20	22	19
PHI	2	8	3	12	6	7	14	2	4	4	7t	32	6	26	22	2	2	1	1
SF	20	15	31	25	10	14	15	22	13	19	13t	21	20	11	20	26t	25t	26	30
SEA	1	2	7	3	2	6	8	5	2	1	23t	16	31	6	7	3	5t	8	2
TB	19	25	16	9	22	30	21	18	14t	3	23t	7	26t	15	16	28t	21t	31	23
WAS	27	24	30	32	21	15	18	17	31t	32	21	14	13	28	4	19	30t	16	21

- (A) Total Yards per Game
- (B) Yards per Play
- (C) Rushing Yards per Game
- (D) Rushing Yards per Attempt
- (E) Passing Net Yards per Game
- (F) Passing Net Yards per Play
- (G) Passing, Percent Had Intercepted
- (H) Sacks per Pass Play
- (I) First Downs per Game
- (J) Third Down Efficiency
- (K) Fourth Down Efficiency
- (L) Punt Return Average
- (M) Kickoff Return Average
- (N) Gross Punting Average
- (O) Net Punting Average
- (P) Points per Game
- (Q) Field Goal Percentage
- Combined Offense/Defense Rank
- (R) Points per Game Differential
- (S) Net Yards per Game Differential

WEEK 5 / THROUGH MONDAY, OCTOBER 10, 2016**AFC / TOTAL OFFENSE**

Rank	Team	Total	Rushing	Passing	Total	Rushing	Passing
1)	Oakland	1958	596	1362	391.6	119.2	272.4
2)	Pittsburgh	1931	510	1421	386.2	102.0	284.2
3)	New England	1886	640	1246	377.2	128.0	249.2
4)	San Diego	1866	452	1414	373.2	90.4	282.8
5)	Cincinnati	1832	419	1413	366.4	83.8	282.6
6)	Indianapolis	1793	450	1343	358.6	90.0	268.6
7)	Tennessee	1790	743	1047	358.0	148.6	209.4
8)	New York Jets	1759	522	1237	351.8	104.4	247.4
9)	Cleveland	1747	624	1123	349.4	124.8	224.6
10)	Kansas City	1354	361	993	338.5	90.3	248.3
11)	Baltimore	1691	495	1196	338.2	99.0	239.2
12)	Denver	1636	507	1129	327.2	101.4	225.8
13)	Jacksonville	1283	301	982	320.8	75.3	245.5
14)	Houston	1552	509	1043	310.4	101.8	208.6
15)	Buffalo	1533	686	847	306.6	137.2	169.4
16)	Miami	1519	362	1157	303.8	72.4	231.4

AFC / TOTAL DEFENSE

Rank	Team	Total	Rushing	Passing	Total	Rushing	Passing
1)	Baltimore	1334	380	954	266.8	76.0	190.8
2)	Houston	1502	597	905	300.4	119.4	181.0
3)	Denver	1505	577	928	301.0	115.4	185.6
4)	Jacksonville	1218	423	795	304.5	105.8	198.8
5)	Tennessee	1603	491	1112	320.6	98.2	222.4
6)	Cincinnati	1693	570	1123	338.6	114.0	224.6
7)	New England	1725	432	1293	345.0	86.4	258.6
8)	Buffalo	1771	486	1285	354.2	97.2	257.0
9)	Kansas City	1480	518	962	370.0	129.5	240.5
10)	New York Jets	1854	342	1512	370.8	68.4	302.4
11)	San Diego	1875	417	1458	375.0	83.4	291.6
12)	Pittsburgh	1895	385	1510	379.0	77.0	302.0
13)	Miami	2005	754	1251	401.0	150.8	250.2
14)	Cleveland	2013	571	1442	402.6	114.2	288.4
15)	Indianapolis	2053	548	1505	410.6	109.6	301.0
16)	Oakland	2263	610	1653	452.6	122.0	330.6

WEEK 5 / THROUGH MONDAY, OCTOBER 10, 2016**NFC / TOTAL OFFENSE**

Rank	Team	Total	Rushing	Passing	Total	Rushing	Passing
1)	Atlanta	2287	620	1667	457.4	124.0	333.4
2)	Dallas	1985	776	1209	397.0	155.2	241.8
3)	Carolina	1960	623	1337	392.0	124.6	267.4
4)	New Orleans	1544	327	1217	386.0	81.8	304.3
5)	Chicago	1862	454	1408	372.4	90.8	281.6
6)	Washington	1830	432	1398	366.0	86.4	279.6
7)	Philadelphia	1455	474	981	363.8	118.5	245.3
8)	Arizona	1816	575	1241	363.2	115.0	248.2
9)	Seattle	1430	372	1058	357.5	93.0	264.5
10t)	Detroit	1748	449	1299	349.6	89.8	259.8
10t)	New York Giants	1748	418	1330	349.6	83.6	266.0
12)	Tampa Bay	1679	443	1236	335.8	88.6	247.2
13)	Green Bay	1287	448	839	321.8	112.0	209.8
14)	Minnesota	1513	353	1160	302.6	70.6	232.0
15)	San Francisco	1457	607	850	291.4	121.4	170.0
16)	Los Angeles	1421	409	1012	284.2	81.8	202.4

NFC / TOTAL DEFENSE

Rank	Team	Total	Rushing	Passing	Total	Rushing	Passing
1)	Seattle	1056	321	735	264.0	80.3	183.8
2)	Philadelphia	1067	293	774	266.8	73.3	193.5
3)	Minnesota	1438	389	1049	287.6	77.8	209.8
4)	Arizona	1540	591	949	308.0	118.2	189.8
5)	Green Bay	1269	171	1098	317.3	42.8	274.5
6)	Carolina	1706	474	1232	341.2	94.8	246.4
7)	Chicago	1730	592	1138	346.0	118.4	227.6
8)	Dallas	1778	475	1303	355.6	95.0	260.6
9)	New York Giants	1791	483	1308	358.2	96.6	261.6
10)	Los Angeles	1823	611	1212	364.6	122.2	242.4
11)	Tampa Bay	1831	519	1312	366.2	103.8	262.4
12)	San Francisco	1848	734	1114	369.6	146.8	222.8
13)	Detroit	1891	574	1317	378.2	114.8	263.4
14)	Atlanta	1944	493	1451	388.8	98.6	290.2
15)	Washington	1960	650	1310	392.0	130.0	262.0
16)	New Orleans	1691	486	1205	422.8	121.5	301.3

WEEK 5 / THROUGH MONDAY, OCTOBER 10, 2016**NFL / TOTAL OFFENSE**

Rank	Team	Total	Rushing	Passing	Total	Rushing	Passing
1)	Atlanta	2287	620	1667	457.4	124.0	333.4
2)	Dallas	1985	776	1209	397.0	155.2	241.8
3)	Carolina	1960	623	1337	392.0	124.6	267.4
4)	Oakland	1958	596	1362	391.6	119.2	272.4
5)	Pittsburgh	1931	510	1421	386.2	102.0	284.2
6)	New Orleans	1544	327	1217	386.0	81.8	304.3
7)	New England	1886	640	1246	377.2	128.0	249.2
8)	San Diego	1866	452	1414	373.2	90.4	282.8
9)	Chicago	1862	454	1408	372.4	90.8	281.6
10)	Cincinnati	1832	419	1413	366.4	83.8	282.6
11)	Washington	1830	432	1398	366.0	86.4	279.6
12)	Philadelphia	1455	474	981	363.8	118.5	245.3
13)	Arizona	1816	575	1241	363.2	115.0	248.2
14)	Indianapolis	1793	450	1343	358.6	90.0	268.6
15)	Tennessee	1790	743	1047	358.0	148.6	209.4
16)	Seattle	1430	372	1058	357.5	93.0	264.5
17)	New York Jets	1759	522	1237	351.8	104.4	247.4
18t)	Detroit	1748	449	1299	349.6	89.8	259.8
18t)	New York Giants	1748	418	1330	349.6	83.6	266.0
20)	Cleveland	1747	624	1123	349.4	124.8	224.6
21)	Kansas City	1354	361	993	338.5	90.3	248.3
22)	Baltimore	1691	495	1196	338.2	99.0	239.2
23)	Tampa Bay	1679	443	1236	335.8	88.6	247.2
24)	Denver	1636	507	1129	327.2	101.4	225.8
25)	Green Bay	1287	448	839	321.8	112.0	209.8
26)	Jacksonville	1283	301	982	320.8	75.3	245.5
27)	Houston	1552	509	1043	310.4	101.8	208.6
28)	Buffalo	1533	686	847	306.6	137.2	169.4
29)	Miami	1519	362	1157	303.8	72.4	231.4
30)	Minnesota	1513	353	1160	302.6	70.6	232.0
31)	San Francisco	1457	607	850	291.4	121.4	170.0
32)	Los Angeles	1421	409	1012	284.2	81.8	202.4

NFL / TOTAL DEFENSE

Rank	Team	Total	Rushing	Passing	Total	Rushing	Passing
1)	Seattle	1056	321	735	264.0	80.3	183.8
2)	Philadelphia	1067	293	774	266.8	73.3	193.5
3)	Baltimore	1334	380	954	266.8	76.0	190.8
4)	Minnesota	1438	389	1049	287.6	77.8	209.8
5)	Houston	1502	597	905	300.4	119.4	181.0
6)	Denver	1505	577	928	301.0	115.4	185.6
7)	Jacksonville	1218	423	795	304.5	105.8	198.8
8)	Arizona	1540	591	949	308.0	118.2	189.8
9)	Green Bay	1269	171	1098	317.3	42.8	274.5
10)	Tennessee	1603	491	1112	320.6	98.2	222.4
11)	Cincinnati	1693	570	1123	338.6	114.0	224.6
12)	Carolina	1706	474	1232	341.2	94.8	246.4
13)	New England	1725	432	1293	345.0	86.4	258.6
14)	Chicago	1730	592	1138	346.0	118.4	227.6
15)	Buffalo	1771	486	1285	354.2	97.2	257.0
16)	Dallas	1778	475	1303	355.6	95.0	260.6
17)	New York Giants	1791	483	1308	358.2	96.6	261.6
18)	Los Angeles	1823	611	1212	364.6	122.2	242.4
19)	Tampa Bay	1831	519	1312	366.2	103.8	262.4
20)	San Francisco	1848	734	1114	369.6	146.8	222.8
21)	Kansas City	1480	518	962	370.0	129.5	240.5
22)	New York Jets	1854	342	1512	370.8	68.4	302.4
23)	San Diego	1875	417	1458	375.0	83.4	291.6
24)	Detroit	1891	574	1317	378.2	114.8	263.4
25)	Pittsburgh	1895	385	1510	379.0	77.0	302.0
26)	Atlanta	1944	493	1451	388.8	98.6	290.2
27)	Washington	1960	650	1310	392.0	130.0	262.0
28)	Miami	2005	754	1251	401.0	150.8	250.2
29)	Cleveland	2013	571	1442	402.6	114.2	288.4
30)	Indianapolis	2053	548	1505	410.6	109.6	301.0
31)	New Orleans	1691	486	1205	422.8	121.5	301.3
32)	Oakland	2263	610	1653	452.6	122.0	330.6

WEEK 5 / THROUGH MONDAY, OCTOBER 10, 2016

AFC / TAKE-AWAYS, GIVE-AWAYS

Rank	Team	TAKE-AWAYS			GIVE-AWAYS			Net Diff
		Int	Fum	Total	Int	Fum	Total	
1)	Buffalo	6	5	11	2	0	2	= +9
2)	Oakland	5	5	10	2	1	3	= +7
3)	New England	4	4	8	0	4	4	= +4
4t)	Denver	5	4	9	4	2	6	= +3
4t)	Kansas City	8	2	10	2	5	7	= +3
6)	Cincinnati	4	3	7	2	3	5	= +2
7t)	Baltimore	6	2	8	4	4	8	= 0
7t)	Indianapolis	1	4	5	3	2	5	= 0
7t)	Pittsburgh	3	3	6	4	2	6	= 0
10t)	Cleveland	5	1	6	5	3	8	= -2
10t)	Jacksonville	3	2	5	6	1	7	= -2
10t)	San Diego	7	2	9	3	8	11	= -2
10t)	Tennessee	6	0	6	5	3	8	= -2
14)	Houston	2	3	5	7	2	9	= -4
15)	Miami	1	3	4	7	4	11	= -7
16)	New York Jets	2	2	4	10	3	13	= -9
	Totals	68	45	113	66	47	113	= 0

NFC / TAKE-AWAYS, GIVE-AWAYS

Rank	Team	TAKE-AWAYS			GIVE-AWAYS			Net Diff
		Int	Fum	Total	Int	Fum	Total	
1)	Minnesota	7	5	12	0	1	1	= +11
2)	Philadelphia	3	4	7	1	1	2	= +5
3)	Atlanta	5	1	6	2	1	3	= +3
4t)	Arizona	7	5	12	7	3	10	= +2
4t)	Dallas	3	2	5	0	3	3	= +2
4t)	Washington	4	5	9	5	2	7	= +2
7t)	Los Angeles	4	5	9	5	3	8	= +1
7t)	New Orleans	1	5	6	3	2	5	= +1
9t)	Green Bay	2	2	4	3	2	5	= -1
9t)	San Francisco	4	4	8	6	3	9	= -1
9t)	Seattle	4	0	4	2	3	5	= -1
12)	Detroit	2	1	3	4	1	5	= -2
13)	Chicago	3	1	4	2	5	7	= -3
14)	Tampa Bay	3	3	6	8	3	11	= -5
15t)	Carolina	5	2	7	9	5	14	= -7
15t)	New York Giants	2	1	3	4	6	10	= -7
	Totals	59	46	105	61	44	105	= 0

NFL / TAKE-AWAYS, GIVE-AWAYS

Rank	Team	TAKE-AWAYS			GIVE-AWAYS			Net Diff
		Int	Fum	Total	Int	Fum	Total	
1)	Minnesota	7	5	12	0	1	1	= +11
2)	Buffalo	6	5	11	2	0	2	= +9
3)	Oakland	5	5	10	2	1	3	= +7
4)	Philadelphia	3	4	7	1	1	2	= +5
5)	New England	4	4	8	0	4	4	= +4
6t)	Denver	5	4	9	4	2	6	= +3
6t)	Kansas City	8	2	10	2	5	7	= +3
6t)	Atlanta	5	1	6	2	1	3	= +3
9t)	Cincinnati	4	3	7	2	3	5	= +2
9t)	Arizona	7	5	12	7	3	10	= +2
9t)	Dallas	3	2	5	0	3	3	= +2
9t)	Washington	4	5	9	5	2	7	= +2
13t)	Los Angeles	4	5	9	5	3	8	= +1
13t)	New Orleans	1	5	6	3	2	5	= +1
15t)	Baltimore	6	2	8	4	4	8	= 0
15t)	Indianapolis	1	4	5	3	2	5	= 0
15t)	Pittsburgh	3	3	6	4	2	6	= 0
18t)	Green Bay	2	2	4	3	2	5	= -1
18t)	San Francisco	4	4	8	6	3	9	= -1
18t)	Seattle	4	0	4	2	3	5	= -1
21t)	Cleveland	5	1	6	5	3	8	= -2
21t)	Jacksonville	3	2	5	6	1	7	= -2
21t)	San Diego	7	2	9	3	8	11	= -2
21t)	Tennessee	6	0	6	5	3	8	= -2
21t)	Detroit	2	1	3	4	1	5	= -2
26)	Chicago	3	1	4	2	5	7	= -3
27)	Houston	2	3	5	7	2	9	= -4
28)	Tampa Bay	3	3	6	8	3	11	= -5
29t)	Miami	1	3	4	7	4	11	= -7
29t)	Carolina	5	2	7	9	5	14	= -7
29t)	New York Giants	2	1	3	4	6	10	= -7
32)	New York Jets	2	2	4	10	3	13	= -9
	Totals	127	91	218	127	91	218	= 0

WEEK 5 / THROUGH MONDAY, OCTOBER 10, 2016**AFC / TEAM/OFFENSE INSIDE THE 20**

Rank	Team	Poss	Pts	TD	TD%	FG	Score	Score%
1)	Indianapolis	13	84	11	84.6	2	13	100.0
2t)	Oakland	14	86	11	78.6	3	14	100.0
2t)	Pittsburgh	14	80	11	78.6	1	12	85.7
4)	Tennessee	13	69	9	69.2	3	12	92.3
5t)	Buffalo	11	57	7	63.6	3	10	90.9
5t)	Jacksonville	11	55	7	63.6	2	9	81.8
7)	Cleveland	12	51	7	58.3	1	8	66.7
8t)	Baltimore	11	54	6	54.5	4	10	90.9
8t)	Miami	11	50	6	54.5	3	9	81.8
10)	Kansas City	13	60	7	53.8	4	11	84.6
11t)	Denver	15	72	8	53.3	6	14	93.3
11t)	New England	15	71	8	53.3	5	13	86.7
13)	San Diego	23	107	12	52.2	8	20	87.0
14t)	Cincinnati	15	66	6	40.0	8	14	93.3
14t)	New York Jets	20	79	8	40.0	8	16	80.0
16)	Houston	11	46	4	36.4	6	10	90.9

AFC / OPPONENTS/DEFENSE INSIDE THE 20

Rank	Team	Poss	Pts	TD	TD%	FG	Score	Score%
1t)	Buffalo	16	63	6	37.5	7	13	81.3
1t)	Kansas City	16	60	6	37.5	6	12	75.0
3)	Pittsburgh	17	73	7	41.2	8	15	88.2
4)	Tennessee	11	50	5	45.5	5	10	90.9
5)	Indianapolis	18	85	9	50.0	8	17	94.4
6)	Houston	13	67	7	53.8	6	13	100.0
7)	Oakland	22	106	12	54.5	7	19	86.4
8)	New York Jets	14	68	8	57.1	4	12	85.7
9)	Miami	15	74	9	60.0	4	13	86.7
10t)	Denver	13	68	8	61.5	4	12	92.3
10t)	Jacksonville	13	68	8	61.5	4	12	92.3
12)	Cincinnati	14	69	9	64.3	3	12	85.7
13)	Cleveland	19	105	13	68.4	5	18	94.7
14)	San Diego	19	109	14	73.7	4	18	94.7
15)	Baltimore	9	51	7	77.8	1	8	88.9
16)	New England	10	61	8	80.0	2	10	100.0

WEEK 5 / THROUGH MONDAY, OCTOBER 10, 2016**NFC / TEAM/OFFENSE INSIDE THE 20**

Rank	Team	Poss	Pts	TD	TD%	FG	Score	Score%
1)	New Orleans	16	98	13	81.3	2	15	93.8
2t)	Carolina	15	87	11	73.3	3	14	93.3
2t)	San Francisco	15	90	11	73.3	4	15	100.0
4)	Dallas	19	106	13	68.4	5	18	94.7
5t)	Detroit	15	80	9	60.0	6	15	100.0
5t)	Green Bay	15	78	9	60.0	5	14	93.3
7)	Arizona	17	85	10	58.8	5	15	88.2
8)	Philadelphia	18	90	10	55.6	7	17	94.4
9)	Minnesota	13	65	7	53.8	5	12	92.3
10)	Chicago	15	68	8	53.3	4	12	80.0
11)	Atlanta	23	112	12	52.2	9	21	91.3
12t)	Seattle	12	59	6	50.0	6	12	100.0
12t)	Tampa Bay	14	59	7	50.0	4	11	78.6
14)	New York Giants	15	66	7	46.7	6	13	86.7
15)	Los Angeles	9	43	4	44.4	5	9	100.0
16)	Washington	20	79	7	35.0	10	17	85.0

NFC / OPPONENTS/DEFENSE INSIDE THE 20

Rank	Team	Poss	Pts	TD	TD%	FG	Score	Score%
1)	Carolina	15	60	5	33.3	8	13	86.7
2)	New York Giants	14	63	6	42.9	7	13	92.9
3t)	Green Bay	9	40	4	44.4	4	8	88.9
3t)	Seattle	9	38	4	44.4	3	7	77.8
5)	Philadelphia	11	44	5	45.5	3	8	72.7
6)	New Orleans	18	88	10	55.6	6	16	88.9
7)	Chicago	16	80	9	56.3	6	15	93.8
8)	Washington	19	92	11	57.9	5	16	84.2
9t)	Dallas	17	84	10	58.8	5	15	88.2
9t)	San Francisco	17	90	10	58.8	7	17	100.0
11)	Tampa Bay	18	95	11	61.1	6	17	94.4
12)	Los Angeles	19	93	12	63.2	4	16	84.2
13)	Minnesota	11	57	7	63.6	3	10	90.9
14)	Arizona	10	58	7	70.0	3	10	100.0
15)	Atlanta	15	93	12	80.0	2	14	93.3
16)	Detroit	16	100	13	81.3	3	16	100.0

WEEK 5 / THROUGH MONDAY, OCTOBER 10, 2016**NFL / TEAM/OFFENSE INSIDE THE 20**

Rank	Team	Poss	Pts	TD	TD%	FG	Score	Score%
1)	Indianapolis	13	84	11	84.6	2	13	100.0
2)	New Orleans	16	98	13	81.3	2	15	93.8
3t)	Oakland	14	86	11	78.6	3	14	100.0
3t)	Pittsburgh	14	80	11	78.6	1	12	85.7
5t)	Carolina	15	87	11	73.3	3	14	93.3
5t)	San Francisco	15	90	11	73.3	4	15	100.0
7)	Tennessee	13	69	9	69.2	3	12	92.3
8)	Dallas	19	106	13	68.4	5	18	94.7
9t)	Buffalo	11	57	7	63.6	3	10	90.9
9t)	Jacksonville	11	55	7	63.6	2	9	81.8
11t)	Detroit	15	80	9	60.0	6	15	100.0
11t)	Green Bay	15	78	9	60.0	5	14	93.3
13)	Arizona	17	85	10	58.8	5	15	88.2
14)	Cleveland	12	51	7	58.3	1	8	66.7
15)	Philadelphia	18	90	10	55.6	7	17	94.4
16t)	Baltimore	11	54	6	54.5	4	10	90.9
16t)	Miami	11	50	6	54.5	3	9	81.8
18t)	Kansas City	13	60	7	53.8	4	11	84.6
18t)	Minnesota	13	65	7	53.8	5	12	92.3
20t)	Chicago	15	68	8	53.3	4	12	80.0
20t)	Denver	15	72	8	53.3	6	14	93.3
20t)	New England	15	71	8	53.3	5	13	86.7
23t)	Atlanta	23	112	12	52.2	9	21	91.3
23t)	San Diego	23	107	12	52.2	8	20	87.0
25t)	Seattle	12	59	6	50.0	6	12	100.0
25t)	Tampa Bay	14	59	7	50.0	4	11	78.6
27)	New York Giants	15	66	7	46.7	6	13	86.7
28)	Los Angeles	9	43	4	44.4	5	9	100.0
29t)	Cincinnati	15	66	6	40.0	8	14	93.3
29t)	New York Jets	20	79	8	40.0	8	16	80.0
31)	Houston	11	46	4	36.4	6	10	90.9
32)	Washington	20	79	7	35.0	10	17	85.0

NFL / OPPONENTS/DEFENSE INSIDE THE 20

Rank	Team	Poss	Pts	TD	TD%	FG	Score	Score%
1)	Carolina	15	60	5	33.3	8	13	86.7
2t)	Buffalo	16	63	6	37.5	7	13	81.3
2t)	Kansas City	16	60	6	37.5	6	12	75.0
4)	Pittsburgh	17	73	7	41.2	8	15	88.2
5)	New York Giants	14	63	6	42.9	7	13	92.9
6t)	Green Bay	9	40	4	44.4	4	8	88.9
6t)	Seattle	9	38	4	44.4	3	7	77.8
8t)	Philadelphia	11	44	5	45.5	3	8	72.7
8t)	Tennessee	11	50	5	45.5	5	10	90.9
10)	Indianapolis	18	85	9	50.0	8	17	94.4
11)	Houston	13	67	7	53.8	6	13	100.0
12)	Oakland	22	106	12	54.5	7	19	86.4
13)	New Orleans	18	88	10	55.6	6	16	88.9
14)	Chicago	16	80	9	56.3	6	15	93.8
15)	New York Jets	14	68	8	57.1	4	12	85.7
16)	Washington	19	92	11	57.9	5	16	84.2
17t)	Dallas	17	84	10	58.8	5	15	88.2
17t)	San Francisco	17	90	10	58.8	7	17	100.0
19)	Miami	15	74	9	60.0	4	13	86.7
20)	Tampa Bay	18	95	11	61.1	6	17	94.4
21t)	Denver	13	68	8	61.5	4	12	92.3
21t)	Jacksonville	13	68	8	61.5	4	12	92.3
23)	Los Angeles	19	93	12	63.2	4	16	84.2
24)	Minnesota	11	57	7	63.6	3	10	90.9
25)	Cincinnati	14	69	9	64.3	3	12	85.7
26)	Cleveland	19	105	13	68.4	5	18	94.7
27)	Arizona	10	58	7	70.0	3	10	100.0
28)	San Diego	19	109	14	73.7	4	18	94.7
29)	Baltimore	9	51	7	77.8	1	8	88.9
30t)	Atlanta	15	93	12	80.0	2	14	93.3
30t)	New England	10	61	8	80.0	2	10	100.0
32)	Detroit	16	100	13	81.3	3	16	100.0

WEEK 5 / THROUGH MONDAY, OCTOBER 10, 2016

AFC / OFFENSE/TEAMS: FIRST DOWNS, THIRD DOWNS, FOURTH DOWNS

Rank	Team	FIRST DOWNS				THIRD DOWNS			FOURTH DOWNS		
		Total	Rush	Pass	Pen	Made	Att	Pct	Made	Att	Pct
1)	Indianapolis	111	28	66	17	29	68	42.6	3	5	60.0
2)	Denver	106	28	61	17	23	62	37.1	5	5	100.0
3t)	Cincinnati	105	24	69	12	20	66	30.3	3	4	75.0
3t)	Pittsburgh	105	24	73	8	31	63	49.2	2	6	33.3
3t)	San Diego	105	29	66	10	26	60	43.3	0	2	0.0
6t)	New York Jets	103	29	63	11	28	65	43.1	2	4	50.0
6t)	Oakland	103	27	67	9	22	62	35.5	2	3	66.7
8)	Baltimore	101	22	66	13	27	76	35.5	3	8	37.5
9t)	Kansas City	80	16	60	4	23	60	38.3	4	6	66.7
9t)	New England	100	36	55	9	31	73	42.5	2	4	50.0
11)	Tennessee	99	40	51	8	27	65	41.5	1	4	25.0
12)	Jacksonville	77	18	50	9	15	53	28.3	5	7	71.4
13)	Cleveland	95	26	60	9	27	65	41.5	1	5	20.0
14)	Houston	88	26	55	7	28	75	37.3	1	6	16.7
15)	Buffalo	82	37	40	5	21	63	33.3	3	4	75.0
16)	Miami	73	17	51	5	16	56	28.6	0	3	0.0
	Totals	1533	427	953	153	394	1032	38.2	37	76	48.7

AFC / DEFENSE/OPPONENTS: FIRST DOWNS, THIRD DOWNS, FOURTH DOWNS

Rank	Team	FIRST DOWNS				THIRD DOWNS			FOURTH DOWNS		
		Total	Rush	Pass	Pen	Made	Att	Pct	Made	Att	Pct
1)	Baltimore	73	13	55	5	23	68	33.8	4	5	80.0
2)	Houston	81	30	44	7	25	70	35.7	0	3	0.0
3)	Tennessee	83	22	54	7	27	66	40.9	0	1	0.0
4)	Cincinnati	91	28	53	10	23	60	38.3	0	2	0.0
5)	Kansas City	75	22	46	7	24	55	43.6	2	3	66.7
6)	Denver	94	30	54	10	27	69	39.1	3	6	50.0
7)	Pittsburgh	102	21	71	10	21	64	32.8	3	7	42.9
8)	New York Jets	103	22	72	9	21	56	37.5	1	4	25.0
9)	New England	104	26	70	8	29	65	44.6	0	5	0.0
10)	Jacksonville	84	26	42	16	26	57	45.6	2	4	50.0
11)	Buffalo	107	28	67	12	24	67	35.8	2	7	28.6
12)	San Diego	110	30	72	8	25	66	37.9	6	7	85.7
13)	Miami	113	40	62	11	24	72	33.3	3	5	60.0
14)	Oakland	115	35	71	9	18	58	31.0	2	5	40.0
15)	Cleveland	116	33	73	10	30	66	45.5	1	3	33.3
16)	Indianapolis	117	29	77	11	19	51	37.3	1	2	50.0
	Totals	1568	435	983	150	386	1010	38.2	30	69	43.5

WEEK 5 / THROUGH MONDAY, OCTOBER 10, 2016

NFC / OFFENSE/TEAMS: FIRST DOWNS, THIRD DOWNS, FOURTH DOWNS

Rank	Team	FIRST DOWNS				THIRD DOWNS			FOURTH DOWNS		
		Total	Rush	Pass	Pen	Made	Att	Pct	Made	Att	Pct
1t)	Dallas	120	52	59	9	31	62	50.0	2	2	100.0
1t)	New Orleans	96	23	67	6	25	55	45.5	3	4	75.0
3)	Atlanta	116	36	75	5	23	59	39.0	5	7	71.4
4t)	Arizona	109	31	69	9	28	70	40.0	0	1	0.0
4t)	Detroit	109	28	67	14	27	60	45.0	3	3	100.0
6)	Philadelphia	87	30	49	8	17	51	33.3	4	4	100.0
7)	Tampa Bay	106	27	66	13	27	69	39.1	2	4	50.0
8)	Carolina	105	30	67	8	30	70	42.9	2	4	50.0
9)	Washington	104	26	69	9	22	58	37.9	2	6	33.3
10)	New York Giants	100	27	63	10	22	59	37.3	0	3	0.0
11)	Chicago	99	25	70	4	17	55	30.9	1	6	16.7
12)	Green Bay	78	26	42	10	27	56	48.2	1	2	50.0
13)	Seattle	77	19	51	7	21	53	39.6	2	3	66.7
14)	San Francisco	95	36	49	10	28	74	37.8	3	6	50.0
15)	Minnesota	87	21	61	5	28	70	40.0	1	2	50.0
16)	Los Angeles	80	25	45	10	22	66	33.3	1	5	20.0
	Totals	1568	462	969	137	395	987	40.0	32	62	51.6

NFC / DEFENSE/OPPONENTS: FIRST DOWNS, THIRD DOWNS, FOURTH DOWNS

Rank	Team	FIRST DOWNS				THIRD DOWNS			FOURTH DOWNS		
		Total	Rush	Pass	Pen	Made	Att	Pct	Made	Att	Pct
1)	Seattle	60	16	36	8	17	56	30.4	2	3	66.7
2)	Philadelphia	66	20	37	9	13	40	32.5	2	7	28.6
3)	Green Bay	71	12	54	5	20	56	35.7	5	7	71.4
4)	Minnesota	91	23	53	15	23	68	33.8	0	6	0.0
5)	Arizona	93	34	52	7	29	70	41.4	1	3	33.3
6)	Carolina	95	29	63	3	26	64	40.6	1	2	50.0
7)	San Francisco	97	41	48	8	30	74	40.5	1	2	50.0
8t)	Chicago	99	36	57	6	27	70	38.6	5	5	100.0
8t)	Tampa Bay	99	23	67	9	19	61	31.1	2	3	66.7
10)	Dallas	104	26	71	7	25	58	43.1	2	4	50.0
11t)	Detroit	105	31	65	9	29	62	46.8	1	2	50.0
11t)	New York Giants	105	31	68	6	37	81	45.7	1	1	100.0
13)	Los Angeles	116	35	64	17	30	71	42.3	3	4	75.0
14)	New Orleans	94	29	57	8	22	50	44.0	2	4	50.0
15t)	Atlanta	119	30	76	13	26	66	39.4	7	9	77.8
15t)	Washington	119	38	71	10	30	62	48.4	4	7	57.1
	Totals	1533	454	939	140	403	1009	39.9	39	69	56.5

WEEK 5 / THROUGH MONDAY, OCTOBER 10, 2016

NFL / OFFENSE/TEAMS: FIRST DOWNS, THIRD DOWNS, FOURTH DOWNS

Rank	Team	FIRST DOWNS				THIRD DOWNS			FOURTH DOWNS		
		Total	Rush	Pass	Pen	Made	Att	Pct	Made	Att	Pct
1t)	Dallas	120	52	59	9	31	62	50.0	2	2	100.0
1t)	New Orleans	96	23	67	6	25	55	45.5	3	4	75.0
3)	Atlanta	116	36	75	5	23	59	39.0	5	7	71.4
4)	Indianapolis	111	28	66	17	29	68	42.6	3	5	60.0
5t)	Arizona	109	31	69	9	28	70	40.0	0	1	0.0
5t)	Detroit	109	28	67	14	27	60	45.0	3	3	100.0
7)	Philadelphia	87	30	49	8	17	51	33.3	4	4	100.0
8t)	Denver	106	28	61	17	23	62	37.1	5	5	100.0
8t)	Tampa Bay	106	27	66	13	27	69	39.1	2	4	50.0
10t)	Cincinnati	105	24	69	12	20	66	30.3	3	4	75.0
10t)	Pittsburgh	105	24	73	8	31	63	49.2	2	6	33.3
10t)	San Diego	105	29	66	10	26	60	43.3	0	2	0.0
10t)	Carolina	105	30	67	8	30	70	42.9	2	4	50.0
14)	Washington	104	26	69	9	22	58	37.9	2	6	33.3
15t)	New York Jets	103	29	63	11	28	65	43.1	2	4	50.0
15t)	Oakland	103	27	67	9	22	62	35.5	2	3	66.7
17)	Baltimore	101	22	66	13	27	76	35.5	3	8	37.5
18t)	Kansas City	80	16	60	4	23	60	38.3	4	6	66.7
18t)	New England	100	36	55	9	31	73	42.5	2	4	50.0
18t)	New York Giants	100	27	63	10	22	59	37.3	0	3	0.0
21t)	Tennessee	99	40	51	8	27	65	41.5	1	4	25.0
21t)	Chicago	99	25	70	4	17	55	30.9	1	6	16.7
23)	Green Bay	78	26	42	10	27	56	48.2	1	2	50.0
24t)	Jacksonville	77	18	50	9	15	53	28.3	5	7	71.4
24t)	Seattle	77	19	51	7	21	53	39.6	2	3	66.7
26t)	Cleveland	95	26	60	9	27	65	41.5	1	5	20.0
26t)	San Francisco	95	36	49	10	28	74	37.8	3	6	50.0
28)	Houston	88	26	55	7	28	75	37.3	1	6	16.7
29)	Minnesota	87	21	61	5	28	70	40.0	1	2	50.0
30)	Buffalo	82	37	40	5	21	63	33.3	3	4	75.0
31)	Los Angeles	80	25	45	10	22	66	33.3	1	5	20.0
32)	Miami	73	17	51	5	16	56	28.6	0	3	0.0
	Totals	3101	889	1922	290	789	2019	39.1	69	138	50.0

NFL / DEFENSE/OPPONENTS: FIRST DOWNS, THIRD DOWNS, FOURTH DOWNS

Rank	Team	FIRST DOWNS				THIRD DOWNS			FOURTH DOWNS		
		Total	Rush	Pass	Pen	Made	Att	Pct	Made	Att	Pct
1)	Baltimore	73	13	55	5	23	68	33.8	4	5	80.0
2)	Seattle	60	16	36	8	17	56	30.4	2	3	66.7
3)	Houston	81	30	44	7	25	70	35.7	0	3	0.0
4)	Philadelphia	66	20	37	9	13	40	32.5	2	7	28.6
5)	Tennessee	83	22	54	7	27	66	40.9	0	1	0.0
6)	Green Bay	71	12	54	5	20	56	35.7	5	7	71.4
7t)	Cincinnati	91	28	53	10	23	60	38.3	0	2	0.0
7t)	Minnesota	91	23	53	15	23	68	33.8	0	6	0.0
9)	Arizona	93	34	52	7	29	70	41.4	1	3	33.3
10)	Kansas City	75	22	46	7	24	55	43.6	2	3	66.7
11)	Denver	94	30	54	10	27	69	39.1	3	6	50.0
12)	Carolina	95	29	63	3	26	64	40.6	1	2	50.0
13)	San Francisco	97	41	48	8	30	74	40.5	1	2	50.0
14t)	Chicago	99	36	57	6	27	70	38.6	5	5	100.0
14t)	Tampa Bay	99	23	67	9	19	61	31.1	2	3	66.7
16)	Pittsburgh	102	21	71	10	21	64	32.8	3	7	42.9
17)	New York Jets	103	22	72	9	21	56	37.5	1	4	25.0
18t)	New England	104	26	70	8	29	65	44.6	0	5	0.0
18t)	Dallas	104	26	71	7	25	58	43.1	2	4	50.0
20t)	Jacksonville	84	26	42	16	26	57	45.6	2	4	50.0
20t)	Detroit	105	31	65	9	29	62	46.8	1	2	50.0
20t)	New York Giants	105	31	68	6	37	81	45.7	1	1	100.0
23)	Buffalo	107	28	67	12	24	67	35.8	2	7	28.6
24)	San Diego	110	30	72	8	25	66	37.9	6	7	85.7
25)	Miami	113	40	62	11	24	72	33.3	3	5	60.0
26)	Oakland	115	35	71	9	18	58	31.0	2	5	40.0
27t)	Cleveland	116	33	73	10	30	66	45.5	1	3	33.3
27t)	Los Angeles	116	35	64	17	30	71	42.3	3	4	75.0
29)	Indianapolis	117	29	77	11	19	51	37.3	1	2	50.0
30)	New Orleans	94	29	57	8	22	50	44.0	2	4	50.0
31t)	Atlanta	119	30	76	13	26	66	39.4	7	9	77.8
31t)	Washington	119	38	71	10	30	62	48.4	4	7	57.1
	Totals	3101	889	1922	290	789	2019	39.1	69	138	50.0

WEEK 5 / THROUGH MONDAY, OCTOBER 10, 2016**AFC / FIRST-DOWN PLAYS BY TEAMS**

Rank	Team	Yds/Play	Plays	Yards
1)	Miami	6.43	120	772
2)	Cleveland	6.20	143	886
3)	San Diego	5.67	143	811
4)	New England	5.53	143	791
5)	Cincinnati	5.51	148	815
6)	Tennessee	5.49	144	790
7)	Buffalo	5.44	120	653
8)	Kansas City	5.44	116	631
9)	Oakland	5.38	143	769
10)	Baltimore	5.06	150	759
11)	Denver	4.99	143	714
12)	Jacksonville	4.97	112	557
13)	New York Jets	4.55	144	655
14)	Pittsburgh	4.46	145	647
15)	Houston	4.42	139	615
16)	Indianapolis	4.40	148	651
	TOTAL	5.23	2201	11516

AFC / FIRST-DOWN PLAYS BY OPPONENTS

Rank	Team	Yds/Play	Plays	Yards
1)	Jacksonville	4.26	112	477
2)	Denver	4.55	141	642
3)	Kansas City	4.84	111	537
4)	Cincinnati	4.89	132	646
5)	Baltimore	4.91	121	594
6)	Tennessee	4.91	128	629
7)	San Diego	5.20	152	791
8)	Houston	5.25	130	683
9)	Miami	5.27	162	853
10)	New York Jets	5.36	140	750
11)	New England	5.37	144	773
12)	Cleveland	5.54	155	858
13)	Pittsburgh	5.61	145	813
14)	Buffalo	5.94	149	885
15)	Indianapolis	6.13	152	932
16)	Oakland	7.58	155	1175
	TOTAL	5.40	2229	12038

WEEK 5 / THROUGH MONDAY, OCTOBER 10, 2016**NFC / FIRST-DOWN PLAYS BY TEAMS**

Rank	Team	Yds/Play	Plays	Yards
1)	Atlanta	8.63	153	1321
2)	Chicago	7.78	143	1112
3)	Carolina	6.61	151	998
4)	Washington	6.28	142	892
5)	New Orleans	5.75	124	713
6)	Dallas	5.68	151	858
7)	Arizona	5.54	154	853
8)	Seattle	5.22	116	605
9)	Detroit	5.21	141	735
10)	New York Giants	5.18	142	736
11)	Philadelphia	5.14	115	591
12)	Los Angeles	4.84	129	624
13)	San Francisco	4.75	140	665
14)	Tampa Bay	4.51	156	704
15)	Minnesota	4.29	132	566
16)	Green Bay	3.79	107	406
	TOTAL	5.64	2196	12379

NFC / FIRST-DOWN PLAYS BY OPPONENTS

Rank	Team	Yds/Play	Plays	Yards
1)	Minnesota	3.53	140	494
2)	Seattle	4.29	99	425
3)	Arizona	4.56	144	657
4)	Los Angeles	4.87	155	755
5)	Chicago	5.25	142	745
6)	Washington	5.38	154	829
7)	Atlanta	5.42	151	819
8)	Green Bay	5.56	103	573
9)	Philadelphia	5.66	100	566
10)	New York Giants	5.73	147	843
11)	San Francisco	5.79	148	857
12)	Tampa Bay	6.15	142	874
13)	New Orleans	6.17	122	753
14)	Dallas	6.18	137	846
15)	Carolina	6.36	145	922
16)	Detroit	6.47	139	899
	TOTAL	5.47	2168	11857

WEEK 5 / THROUGH MONDAY, OCTOBER 10, 2016**NFL / FIRST-DOWN PLAYS BY TEAMS**

Rank	Team	Yds/Play	Plays	Yards
1)	Atlanta	8.63	153	1321
2)	Chicago	7.78	143	1112
3)	Carolina	6.61	151	998
4)	Miami	6.43	120	772
5)	Washington	6.28	142	892
6)	Cleveland	6.20	143	886
7)	New Orleans	5.75	124	713
8)	Dallas	5.68	151	858
9)	San Diego	5.67	143	811
10)	Arizona	5.54	154	853
11)	New England	5.53	143	791
12)	Cincinnati	5.51	148	815
13)	Tennessee	5.49	144	790
14)	Buffalo	5.44	120	653
15)	Kansas City	5.44	116	631
16)	Oakland	5.38	143	769
17)	Seattle	5.22	116	605
18)	Detroit	5.21	141	735
19)	New York Giants	5.18	142	736
20)	Philadelphia	5.14	115	591
21)	Baltimore	5.06	150	759
22)	Denver	4.99	143	714
23)	Jacksonville	4.97	112	557
24)	Los Angeles	4.84	129	624
25)	San Francisco	4.75	140	665
26)	New York Jets	4.55	144	655
27)	Tampa Bay	4.51	156	704
28)	Pittsburgh	4.46	145	647
29)	Houston	4.42	139	615
30)	Indianapolis	4.40	148	651
31)	Minnesota	4.29	132	566
32)	Green Bay	3.79	107	406
	TOTAL	5.43	4397	23895

NFL / FIRST-DOWN PLAYS BY OPPONENTS

Rank	Team	Yds/Play	Plays	Yards
1)	Minnesota	3.53	140	494
2)	Jacksonville	4.26	112	477
3)	Seattle	4.29	99	425
4)	Denver	4.55	141	642
5)	Arizona	4.56	144	657
6)	Kansas City	4.84	111	537
7)	Los Angeles	4.87	155	755
8)	Cincinnati	4.89	132	646
9)	Baltimore	4.91	121	594
10)	Tennessee	4.91	128	629
11)	San Diego	5.20	152	791
12)	Chicago	5.25	142	745
13)	Houston	5.25	130	683
14)	Miami	5.27	162	853
15)	New York Jets	5.36	140	750
16)	New England	5.37	144	773
17)	Washington	5.38	154	829
18)	Atlanta	5.42	151	819
19)	Cleveland	5.54	155	858
20)	Green Bay	5.56	103	573
21)	Pittsburgh	5.61	145	813
22)	Philadelphia	5.66	100	566
23)	New York Giants	5.73	147	843
24)	San Francisco	5.79	148	857
25)	Buffalo	5.94	149	885
26)	Indianapolis	6.13	152	932
27)	Tampa Bay	6.15	142	874
28)	New Orleans	6.17	122	753
29)	Dallas	6.18	137	846
30)	Carolina	6.36	145	922
31)	Detroit	6.47	139	899
32)	Oakland	7.58	155	1175
	TOTAL	5.43	4397	23895

WEEK 5 / THROUGH MONDAY, OCTOBER 10, 2016**AFC / KICKOFFS (Receiving Team)**

Rank	Team	TotKO	AdjKO	TB	TB%	EZ	EZ%	OB	I20	Avg.Start
1)	New York Jets	28	26	14	53.8	20	71.4	0	3	26.8
2)	Baltimore	19	19	10	52.6	19	100.0	0	3	25.7
3)	Indianapolis	33	32	22	68.8	27	81.8	0	2	25.3
4)	Tennessee	25	25	11	44.0	14	56.0	1	2	25.0
5)	Houston	25	22	11	50.0	17	68.0	1	3	24.9
6)	Buffalo	23	23	10	43.5	16	69.6	0	2	24.8
7)	Denver	22	22	16	72.7	22	100.0	0	4	24.3
8)	San Diego	28	26	15	57.7	21	75.0	1	4	23.7
9)	Pittsburgh	23	23	17	73.9	20	87.0	0	2	23.7
10)	Jacksonville	24	24	11	45.8	16	66.7	0	5	23.5
11)	Miami	29	29	19	65.5	26	89.7	0	5	23.4
12)	Cincinnati	24	24	15	62.5	20	83.3	0	4	23.3
13)	Oakland	29	29	18	62.1	22	75.9	1	6	23.3
14)	Cleveland	28	28	18	64.3	18	64.3	0	5	23.1
15)	New England	18	18	11	61.1	15	83.3	0	4	23.1
16)	Kansas City	22	22	9	40.9	18	81.8	0	6	22.3
	Totals	400	392	227	57.9	311	79.3	4	60	24.1

AFC / KICKOFFS (Kicking Team)

Rank	Team	TotKO	AdjKO	TB	TB%	EZ	EZ%	OB	I20	Avg.Start
1)	New England	25	23	13	56.5	17	68.0	0	6	21.6
2)	Houston	23	22	1	4.5	10	43.5	1	6	23.1
3)	Buffalo	26	25	10	40.0	18	69.2	0	8	23.3
4)	New York Jets	24	23	10	43.5	17	70.8	0	5	23.4
5)	Pittsburgh	27	27	19	70.4	25	92.6	0	2	23.9
6)	Oakland	28	28	14	50.0	19	67.9	0	5	23.9
7)	Miami	18	18	12	66.7	12	66.7	0	2	24.1
8)	Indianapolis	32	32	21	65.6	27	84.4	0	5	24.1
9)	Denver	29	27	19	70.4	19	65.5	0	2	24.5
10)	San Diego	33	33	26	78.8	29	87.9	0	2	24.5
11)	Cincinnati	23	22	10	45.5	18	78.3	0	6	25.0
12)	Baltimore	23	23	12	52.2	14	60.9	0	2	25.3
13)	Jacksonville	19	17	14	82.4	15	78.9	1	1	25.5
14)	Cleveland	23	23	15	65.2	19	82.6	0	1	26.4
15)	Tennessee	23	22	14	63.6	17	73.9	1	1	26.6
16)	Kansas City	19	17	9	52.9	13	68.4	1	3	28.1
	Totals	395	382	219	57.3	289	75.7	4	57	24.5

Note: Average team drive start DOES NOT include onside kicks or kickoffs at the end of a half unless either kickoff is returned for a touchdown. All other kickoffs (returned kickoffs, fair catches, touchback and kickoffs out of bounds) are included. Kickoffs resulting in the kicking team retaining possession are not included.

ADJ KO: Adjusted kickoffs are used to compute the Avg. Team Drive Start.

I20: The number of drives that start inside (not including) the 20 yd line.

WEEK 5 / THROUGH MONDAY, OCTOBER 10, 2016**NFC / KICKOFFS (Receiving Team)**

Rank	Team	TotKO	AdjKO	TB	TB%	EZ	EZ%	OB	I20	Avg.Start
1)	Washington	26	25	18	72.0	19	73.1	1	0	27.6
2)	Minnesota	18	15	5	33.3	9	50.0	0	1	27.5
3)	New York Giants	28	28	17	60.7	25	89.3	0	2	25.9
4)	Dallas	21	19	13	68.4	14	66.7	0	0	25.7
5)	Green Bay	21	21	15	71.4	15	71.4	1	1	25.7
6)	Seattle	15	14	9	64.3	11	73.3	0	1	25.5
7)	Arizona	25	24	12	50.0	16	64.0	0	7	25.0
8)	Atlanta	27	25	16	64.0	19	70.4	0	3	24.8
9)	Carolina	28	27	16	59.3	20	71.4	0	4	24.7
10)	San Francisco	30	28	21	75.0	25	83.3	0	2	24.6
11)	Philadelphia	14	13	7	53.8	12	85.7	0	1	24.4
12)	Tampa Bay	30	30	26	86.7	27	90.0	0	3	24.2
13)	Los Angeles	22	22	13	59.1	20	90.9	0	2	23.8
14)	Chicago	31	29	15	51.7	20	64.5	0	5	23.6
15)	New Orleans	26	26	17	65.4	19	73.1	0	4	23.4
16)	Detroit	28	28	16	57.1	25	89.3	0	7	22.6
	Totals	390	374	236	63.1	296	79.1	2	43	24.8

NFC / KICKOFFS (Kicking Team)

Rank	Team	TotKO	AdjKO	TB	TB%	EZ	EZ%	OB	I20	Avg.Start
1)	Philadelphia	25	24	15	62.5	18	72.0	0	5	22.6
2)	Atlanta	36	36	27	75.0	35	97.2	0	7	23.2
3)	Los Angeles	22	22	15	68.2	20	90.9	0	3	23.2
4)	Dallas	28	27	17	63.0	24	85.7	0	3	23.6
5)	New Orleans	22	22	14	63.6	16	72.7	0	3	24.0
6)	Tampa Bay	20	20	14	70.0	19	95.0	0	3	24.1
7)	Arizona	26	25	18	72.0	23	88.5	0	2	24.4
8)	Chicago	20	19	7	36.8	16	80.0	0	4	24.4
9)	Carolina	28	27	19	70.4	21	75.0	0	2	24.4
10)	Washington	29	29	23	79.3	25	86.2	0	2	24.4
11)	Detroit	26	24	17	70.8	21	80.8	1	3	24.8
12)	Minnesota	27	27	13	48.1	19	70.4	0	2	25.0
13)	Seattle	19	19	14	73.7	18	94.7	0	1	25.3
14)	New York Giants	22	20	13	65.0	14	63.6	1	1	25.9
15)	Green Bay	21	21	9	42.9	18	85.7	0	3	26.3
16)	San Francisco	24	22	9	40.9	11	45.8	0	2	27.1
	Totals	395	384	244	63.5	318	82.8	2	46	24.5

Note: Average team drive start DOES NOT include onside kicks or kickoffs at the end of a half unless either kickoff is returned for a touchdown. All other kickoffs (returned kickoffs, fair catches, touchback and kickoffs out of bounds) are included. Kickoffs resulting in the kicking team retaining possession are not included.

ADJ KO: Adjusted kickoffs are used to compute the Avg. Team Drive Start.

I20: The number of drives that start inside (not including) the 20 yd line.

WEEK 5 / THROUGH MONDAY, OCTOBER 10, 2016**NFL / KICKOFFS (Receiving Team)**

Rank	Team	TotKO	AdjKO	TB	TB%	EZ	EZ%	OB	I20	Avg.Start
1)	Washington	26	25	18	72.0	19	73.1	1	0	27.6
2)	Minnesota	18	15	5	33.3	9	50.0	0	1	27.5
3)	New York Jets	28	26	14	53.8	20	71.4	0	3	26.8
4)	New York Giants	28	28	17	60.7	25	89.3	0	2	25.9
5)	Baltimore	19	19	10	52.6	19	100.0	0	3	25.7
5t)	Dallas	21	19	13	68.4	14	66.7	0	0	25.7
7)	Green Bay	21	21	15	71.4	15	71.4	1	1	25.7
8)	Seattle	15	14	9	64.3	11	73.3	0	1	25.5
9)	Indianapolis	33	32	22	68.8	27	81.8	0	2	25.3
10)	Arizona	25	24	12	50.0	16	64.0	0	7	25.0
11)	Tennessee	25	25	11	44.0	14	56.0	1	2	25.0
12)	Houston	25	22	11	50.0	17	68.0	1	3	24.9
13)	Buffalo	23	23	10	43.5	16	69.6	0	2	24.8
14)	Atlanta	27	25	16	64.0	19	70.4	0	3	24.8
15)	Carolina	28	27	16	59.3	20	71.4	0	4	24.7
16)	San Francisco	30	28	21	75.0	25	83.3	0	2	24.6
17)	Philadelphia	14	13	7	53.8	12	85.7	0	1	24.4
18)	Denver	22	22	16	72.7	22	100.0	0	4	24.3
19)	Tampa Bay	30	30	26	86.7	27	90.0	0	3	24.2
20)	Los Angeles	22	22	13	59.1	20	90.9	0	2	23.8
21)	San Diego	28	26	15	57.7	21	75.0	1	4	23.7
22)	Pittsburgh	23	23	17	73.9	20	87.0	0	2	23.7
23)	Chicago	31	29	15	51.7	20	64.5	0	5	23.6
24)	Jacksonville	24	24	11	45.8	16	66.7	0	5	23.5
25)	Miami	29	29	19	65.5	26	89.7	0	5	23.4
26)	New Orleans	26	26	17	65.4	19	73.1	0	4	23.4
27)	Cincinnati	24	24	15	62.5	20	83.3	0	4	23.3
28)	Oakland	29	29	18	62.1	22	75.9	1	6	23.3
29)	Cleveland	28	28	18	64.3	18	64.3	0	5	23.1
30)	New England	18	18	11	61.1	15	83.3	0	4	23.1
31)	Detroit	28	28	16	57.1	25	89.3	0	7	22.6
32)	Kansas City	22	22	9	40.9	18	81.8	0	6	22.3
	Totals	790	766	463	60.4	607	79.2	6	103	24.5

Note: Average opponent drive start DOES NOT include inside kicks or kickoffs at the end of a half unless either kickoff is returned for a touchdown. All other kickoffs (returned kickoffs, fair catches, touchback and kickoffs out of bounds) are included. Kickoffs resulting in the kicking team retaining possession are not included.

ADJ KO: Adjusted kickoffs are used to compute the Avg. Team Drive Start.

I20: The number of drives that start inside (not including) the 20 yd line.

WEEK 5 / THROUGH MONDAY, OCTOBER 10, 2016**NFL / KICKOFFS (Kicking Team)**

Rank	Team	TotKO	AdjKO	TB	TB%	EZ	EZ%	OB	I20	Avg.Start
1)	New England	25	23	13	56.5	17	68.0	0	6	21.6
2)	Philadelphia	25	24	15	62.5	18	72.0	0	5	22.6
3)	Houston	23	22	1	4.5	10	43.5	1	6	23.1
4)	Atlanta	36	36	27	75.0	35	97.2	0	7	23.2
5)	Los Angeles	22	22	15	68.2	20	90.9	0	3	23.2
6)	Buffalo	26	25	10	40.0	18	69.2	0	8	23.3
7)	New York Jets	24	23	10	43.5	17	70.8	0	5	23.4
8)	Dallas	28	27	17	63.0	24	85.7	0	3	23.6
9)	Pittsburgh	27	27	19	70.4	25	92.6	0	2	23.9
10)	Oakland	28	28	14	50.0	19	67.9	0	5	23.9
11)	New Orleans	22	22	14	63.6	16	72.7	0	3	24.0
12)	Tampa Bay	20	20	14	70.0	19	95.0	0	3	24.1
13)	Miami	18	18	12	66.7	12	66.7	0	2	24.1
14)	Indianapolis	32	32	21	65.6	27	84.4	0	5	24.1
15)	Arizona	26	25	18	72.0	23	88.5	0	2	24.4
16)	Chicago	20	19	7	36.8	16	80.0	0	4	24.4
17)	Carolina	28	27	19	70.4	21	75.0	0	2	24.4
18)	Washington	29	29	23	79.3	25	86.2	0	2	24.4
19)	Denver	29	27	19	70.4	19	65.5	0	2	24.5
20)	San Diego	33	33	26	78.8	29	87.9	0	2	24.5
21)	Detroit	26	24	17	70.8	21	80.8	1	3	24.8
22)	Cincinnati	23	22	10	45.5	18	78.3	0	6	25.0
23)	Minnesota	27	27	13	48.1	19	70.4	0	2	25.0
24)	Seattle	19	19	14	73.7	18	94.7	0	1	25.3
25)	Baltimore	23	23	12	52.2	14	60.9	0	2	25.3
26)	Jacksonville	19	17	14	82.4	15	78.9	1	1	25.5
27)	New York Giants	22	20	13	65.0	14	63.6	1	1	25.9
28)	Green Bay	21	21	9	42.9	18	85.7	0	3	26.3
29)	Cleveland	23	23	15	65.2	19	82.6	0	1	26.4
30)	Tennessee	23	22	14	63.6	17	73.9	1	1	26.6
31)	San Francisco	24	22	9	40.9	11	45.8	0	2	27.1
32)	Kansas City	19	17	9	52.9	13	68.4	1	3	28.1
	Totals	790	766	463	60.4	607	79.2	6	103	24.5

Note: Average team drive start DOES NOT include onside kicks or kickoffs at the end of a half unless either kickoff is returned for a touchdown. All other kickoffs (returned kickoffs, fair catches, touchback and kickoffs out of bounds) are included. Kickoffs resulting in the kicking team retaining possession are not included.

ADJ KO: Adjusted kickoffs are used to compute the Avg. Team Drive Start.

I20: The number of drives that start inside (not including) the 20 yd line.

WEEK 5 / THROUGH MONDAY, OCTOBER 10, 2016

AFC / SINGLE-GAME HIGHS / PLAYERS

Most Points-- 18, (3 times in Non-Overtime Games)
Passing Yards-- 406, Brady, N.E. at Clev., 10/9, (28-40, 406, 3 td, 0 int)
Longest Pass-- 84, Taylor, Buff. vs. NY-J, 9/15, (to Goodwin, Marquise, td)
Passing Touchdowns-- 5, Roethlisberger, Pitt. vs. K.C., 10/2, (22-27, 300, 5 td, 0 int)
Rushing Yards-- 150, McCoy, Buff. at L.A., 10/9, (18-150, 0 td)
Rushing Attempts-- 32, D. Williams, Pitt. vs. Cin., 9/18, (32-94, 0 td)
Longest Rush-- 85, Crowell, Clev. vs. Balt., 9/18, td
Receptions-- 12, Green, Cin. at NY-J, 9/11, (12-180, 1 td)
Receptions-- 12, Brown, Pitt. at Phil., 9/25, (12-140, 0 td)
Receiving Yards-- 180, Green, Cin. at NY-J, 9/11, (12-180, 1 td)
Kickoff Return Yards-- 125, Tate, Buff. vs. NY-J, 9/15, (5-125, 0 td)
Kickoff Returns-- 5, Mariani, Tenn. vs. Minn., 9/11, (5-118, 0 td)
Kickoff Returns-- 5, Tate, Buff. vs. NY-J, 9/15, (5-125, 0 td)
Longest Kickoff Return-- 65, J. Marshall, NY-J vs. Cin., 9/11
Punt Return Yards-- 74, Grant, Miami vs. Tenn., 10/9, (1-74, 0 fc, 1 td)
Punt Returns-- 5, Greene, Jax vs. Balt., 9/25, (5-51, 0 fc, 0 td)
Longest Punt Return-- 74, Grant, Miami vs. Tenn., 10/9, td
Interceptions-- 2, (7 times in Non-Overtime Games)
Longest Interception Return-- 55, Johnson, K.C. vs. NY-J, 9/25, td
Sacks-- 3.0, (4 times in Non-Overtime Games)
Scrimmage Yards-- 199, Ware, K.C. vs. S.D., 9/11 (OT), (Rush 11-70, Rec 7-129)
Scrimmage Yards-- 180, Green, Cin. at NY-J, 9/11, (Rush 0-0, Rec 12-180)
Longest Punt-- 78, Nortman, Jax vs. Ind., 10/2
Punts-- 9, Huber, Cin. at Pitt., 9/18, (9-407, 45.2)
Field Goals Made-- 5, Nugent, Cin. vs. Miami, 9/29, (5-5, 47 lg)
Field Goals Made-- 5, Vinatieri, Ind. vs. Chi., 10/9, (5-5, 54 lg)
Longest Field Goal-- 56, Janikowski, Oak. vs. S.D., 10/9

NFC / SINGLE-GAME HIGHS / PLAYERS

Most Points-- 18, Coleman, Atl. at N.O., 9/26, (3 td, 0 fg, 0 xp, 0 2pt)
Most Points-- 18, Kuhn, N.O. at S.D., 10/2, (3 td, 0 fg, 0 xp, 0 2pt)
Passing Yards-- 503, Ryan, Atl. vs. Car., 10/2, (28-37, 503, 4 td, 1 int)
Longest Pass-- 98, Brees, N.O. vs. Oak., 9/11, (to Cooks, Brandin, td)
Passing Touchdowns-- 4, (5 times in Non-Overtime Games)
Rushing Yards-- 157, D. Johnson, Ariz. at S.F., 10/6, (27-157, 2 td)
Rushing Attempts-- 30, Elliott, Dal. vs. Chi., 9/25, (30-140, 0 td)
Rushing Attempts-- 30, Rodgers, T.B. at Car., 10/10, (30-101, 0 td)
Longest Rush-- 60, Elliott, Dal. vs. Cin., 10/9, td
Receptions-- 12, J. Jones, Atl. vs. Car., 10/2, (12-300, 1 td)
Receiving Yards-- 300, J. Jones, Atl. vs. Car., 10/2, (12-300, 1 td)
Kickoff Return Yards-- 130, Ginn, Car. vs. S.F., 9/18, (6-130, 0 td)
Kickoff Returns-- 6, Ginn, Car. vs. S.F., 9/18, (6-130, 0 td)
Longest Kickoff Return-- 61, Patterson, Minn. at Tenn., 9/11
Punt Return Yards-- 100, Roberts, Det. at Chi., 10/2, (2-100, 0 fc, 1 td)
Punt Return Yards-- 100, Sherels, Minn. vs. Hou., 10/9, (4-100, 1 fc, 1 td)
Punt Returns-- 5, Humphries, T.B. at Ariz., 9/18, (5-43, 1 fc, 0 td)
Longest Punt Return-- 85, Roberts, Det. at Chi., 10/2, td
Longest Punt Return-- 85, Crowder, Wash. at Balt., 10/9, td
Interceptions-- 2, (4 times in Non-Overtime Games)
Longest Interception Return-- 90, D. Jones, Atl. at N.O., 9/26, td
Sacks-- 3.5, Beasley, Atl. at Denv., 10/9
Scrimmage Yards-- 300, J. Jones, Atl. vs. Car., 10/2, (Rush 0-0, Rec 12-300)
Longest Punt-- 76, Lee, Car. at Denv., 9/8
Punts-- 10, Hekker, L.A. at S.F., 9/12, (10-431, 43.1)
Field Goals Made-- 5, Hopkins, Wash. at NY-G, 9/25, (5-5, 49 lg)
Longest Field Goal-- 60, Catanzaro, Ariz. at Buff., 9/25

WEEK 5 / THROUGH MONDAY, OCTOBER 10, 2016

NFL / SINGLE-GAME HIGHS / PLAYERS

Most Points-- 18, (5 times in Non-Overtime Games)
Passing Yards-- 503, Ryan, Atl. vs. Car., 10/2, (28-37, 503, 4 td, 1 int)
Longest Pass-- 98, Brees, N.O. vs. Oak., 9/11, (to Cooks, Brandin, td)
Passing Touchdowns-- 5, Roethlisberger, Pitt. vs. K.C., 10/2, (22-27, 300, 5 td, 0 int)
Rushing Yards-- 157, D. Johnson, Ariz. at S.F., 10/6, (27-157, 2 td)
Rushing Attempts-- 32, D. Williams, Pitt. vs. Cin., 9/18, (32-94, 0 td)
Longest Rush-- 85, Crowell, Clev. vs. Balt., 9/18, td
Receptions-- 12, (3 times in Non-Overtime Games)
Receiving Yards-- 300, J. Jones, Atl. vs. Car., 10/2, (12-300, 1 td)
Kickoff Return Yards-- 130, Ginn, Car. vs. S.F., 9/18, (6-130, 0 td)
Kickoff Returns-- 6, Ginn, Car. vs. S.F., 9/18, (6-130, 0 td)
Longest Kickoff Return-- 65, J. Marshall, NY-J vs. Cin., 9/11
Punt Return Yards-- 100, Roberts, Det. at Chi., 10/2, (2-100, 0 fc, 1 td)
Punt Return Yards-- 100, Sherels, Minn. vs. Hou., 10/9, (4-100, 1 fc, 1 td)
Punt Returns-- 5, Humphries, T.B. at Ariz., 9/18, (5-43, 1 fc, 0 td)
Punt Returns-- 5, Greene, Jax vs. Balt., 9/25, (5-51, 0 fc, 0 td)
Longest Punt Return-- 85, Roberts, Det. at Chi., 10/2, td
Longest Punt Return-- 85, Crowder, Wash. at Balt., 10/9, td
Interceptions-- 2, (11 times in Non-Overtime Games)
Longest Interception Return-- 90, D. Jones, Atl. at N.O., 9/26, td
Sacks-- 3.5, Beasley, Atl. at Denv., 10/9
Scrimmage Yards-- 300, J. Jones, Atl. vs. Car., 10/2, (Rush 0-0, Rec 12-300)
Longest Punt-- 78, Nortman, Jax vs. Ind., 10/2
Punts-- 10, Hekker, L.A. at S.F., 9/12, (10-431, 43.1)
Field Goals Made-- 5, (3 times in Non-Overtime Games)
Longest Field Goal-- 60, Catanzaro, Ariz. at Buff., 9/25

WEEK 5 / THROUGH MONDAY, OCTOBER 10, 2016

300-Yard Passing Games

503, Ryan, ATL vs. CAR 10/02 (28-37, 4 TD)
423, Brees, NO vs. OAK 09/11 (28-42, 4 TD)
406, Brady, NE at CLE 10/09 (28-40, 3 TD)
405, Winston, TB vs. LA 09/25 (36-58, 3 TD)
397, Hoyer, CHI at IND 10/09 (33-43, 2 TD)
396, Ryan, ATL at OAK 09/18 (26-34, 3 TD)
387, Tannehill, MIA at NE 09/18 (32-45, 2 TD)
385, Luck, IND vs. DET 09/11 (31-47, 4 TD)
385, Stafford, DET at GB 09/25 (28-41, 3 TD)
380, Roethlisberger, PIT vs. NYJ 10/09 (34-47, 4 TD)
376, Brees, NO vs. ATL 09/26 (36-54, 3 TD)
374, Fitzpatrick, NYJ at BUF 09/15 (24-34, 1 TD)
368, Manning, NYG vs. NO 09/18 (32-41, 0 TD)
366, Dalton, CIN at NYJ 09/11 (23-30, 1 TD)
366, Dalton, CIN at PIT 09/18 (31-54, 1 TD)
364, Cousins, WAS vs. DAL 09/18 (28-46, 1 TD)
363, A. Smith, KC vs. SD 09/11 (ot) (34-48, 2 TD)
359, Rivers, SD at OAK 10/09 (21-30, 4 TD)
353, Newton, CAR vs. SF 09/18 (24-40, 4 TD)
350, Manning, NYG vs. WAS 09/25 (25-38, 1 TD)
340, Stafford, DET at IND 09/11 (31-39, 3 TD)
334, Ryan, ATL vs. TB 09/11 (27-39, 2 TD)
331, Luck, IND vs. SD 09/25 (24-37, 1 TD)
329, Cousins, WAS vs. PIT 09/12 (30-43, 0 TD)
329, Bortles, JAX at SD 09/18 (31-50, 2 TD)
326, Rivers, SD at IND 09/25 (26-39, 0 TD)
322, Luck, IND vs. CHI 10/09 (28-39, 2 TD)
321, Rivers, SD vs. NO 10/02 (28-43, 2 TD)
320, Bortles, JAX vs. GB 09/11 (24-39, 1 TD)
319, Tannehill, MIA vs. CLE 09/25 (ot) (25-39, 3 TD)
319, Carr, OAK at NO 09/11 (24-38, 1 TD)
317, Hoyer, CHI at DAL 09/25 (30-49, 2 TD)
317, Carr, OAK vs. SD 10/09 (25-40, 2 TD)
312, Siemian, DEN at CIN 09/25 (23-35, 4 TD)
309, Wilson, SEA at NYJ 10/02 (23-32, 3 TD)
304, Palmer, ARI vs. TB 09/18 (17-30, 3 TD)
302, Hoyer, CHI vs. DET 10/02 (28-36, 2 TD)
302, Flacco, BAL at CLE 09/18 (25-45, 2 TD)
301, Wentz, PHI vs. PIT 09/25 (23-31, 2 TD)
300, Roethlisberger, PIT at WAS 09/12 (27-37, 3 TD)
300, Roethlisberger, PIT vs. KC 10/02 (22-27, 5 TD)

WEEK 5 / THROUGH MONDAY, OCTOBER 10, 2016

100-Yard Receiving Games

300, J. Jones, ATL vs. CAR 10/02 (12 rec., 1 TD)
205, M. Jones, DET at GB 09/25 (6 rec., 2 TD)
182, Diggs, MIN vs. GB 09/18 (9 rec., 1 TD)
181, Olsen, CAR vs. TB 10/10 (9 rec., 0 TD)
180, Green, CIN at NYJ 09/11 (12 rec., 1 TD)
174, Hilton, IND vs. SD 09/25 (8 rec., 1 TD)
173, Green, CIN vs. MIA 09/29 (10 rec., 1 TD)
172, Snead, NO vs. OAK 09/11 (9 rec., 1 TD)
171, Hilton, IND vs. CHI 10/09 (10 rec., 1 TD)
164, Baldwin, SEA vs. SF 09/25 (8 rec., 1 TD)
144, Jo. Brown, ARI vs. LA 10/02 (10 rec., 0 TD)
144, Pryor, CLE at MIA 09/25 (ot) (8 rec., 0 TD)
143, Cooks, NO vs. OAK 09/11 (6 rec., 2 TD)
140, Brown, PIT at PHI 09/25 (12 rec., 0 TD)
139, Coates, PIT vs. NYJ 10/09 (6 rec., 2 TD)
138, Cooper, OAK vs. SD 10/09 (6 rec., 1 TD)
137, Cooper, OAK at NO 09/11 (6 rec., 0 TD)
135, Landry, MIA at NE 09/18 (10 rec., 0 TD)
132, Coleman, ATL at DEN 10/09 (4 rec., 1 TD)
132, Evans, TB vs. LA 09/25 (10 rec., 1 TD)
130, Meredith, CHI at IND 10/09 (9 rec., 1 TD)
129, Ware, KC vs. SD 09/11 (ot) (7 rec., 0 TD)
128, Sproles, PHI vs. PIT 09/25 (6 rec., 1 TD)
127, Thielen, MIN vs. HOU 10/09 (7 rec., 1 TD)
126, Brown, PIT at WAS 09/12 (8 rec., 2 TD)
126, Decker, NYJ at BUF 09/15 (6 rec., 1 TD)
122, Olsen, CAR vs. SF 09/18 (5 rec., 1 TD)
121, Beckham, NYG vs. WAS 09/25 (7 rec., 0 TD)
120, Inman, SD vs. NO 10/02 (7 rec., 1 TD)
120, Landry, MIA vs. CLE 09/25 (ot) (7 rec., 1 TD)
118, M. Jones, DET vs. TEN 09/18 (8 rec., 0 TD)
117, Sanders, DEN at CIN 09/25 (9 rec., 2 TD)
117, Ty. Williams, SD at OAK 10/09 (5 rec., 1 TD)
117, Shepard, NYG vs. NO 09/18 (8 rec., 0 TD)
117, Benjamin, SD at OAK 10/09 (7 rec., 0 TD)
115, Benjamin, SD vs. JAX 09/18 (6 rec., 2 TD)
114, B. Marshall, NYJ at PIT 10/09 (8 rec., 1 TD)
114, Matthews, PHI vs. CLE 09/11 (7 rec., 1 TD)
114, Bennett, NE vs. MIA 09/18 (5 rec., 1 TD)
114, Hogan, NE at CLE 10/09 (4 rec., 0 TD)
113, Graham, SEA at NYJ 10/02 (6 rec., 0 TD)
113, Hopkins, HOU vs. KC 09/18 (7 rec., 1 TD)
112, Goodwin, BUF vs. NYJ 09/15 (2 rec., 1 TD)
111, Royal, CHI vs. DET 10/02 (7 rec., 1 TD)
111, S. Smith, BAL vs. OAK 10/02 (8 rec., 1 TD)
109, R. Gronkowski, NE at CLE 10/09 (5 rec., 0 TD)
109, Bennett, NE vs. BUF 10/02 (5 rec., 0 TD)
109, Fleener, NO vs. ATL 09/26 (7 rec., 1 TD)
108, Cobb, GB vs. NYG 10/09 (9 rec., 0 TD)
108, Benjamin, CAR vs. SF 09/18 (7 rec., 2 TD)
107, Fuller, HOU vs. CHI 09/11 (5 rec., 1 TD)
106, J. Jones, ATL at OAK 09/18 (5 rec., 1 TD)
106, Parker, MIA at NE 09/18 (8 rec., 0 TD)
105, Jeffery, CHI at HOU 09/11 (4 rec., 0 TD)
104, C. Coleman, CLE vs. BAL 09/18 (5 rec., 2 TD)
104, Fuller, HOU vs. KC 09/18 (4 rec., 0 TD)
103, Diggs, MIN at TEN 09/11 (7 rec., 0 TD)
102, D. Jackson, WAS vs. PIT 09/12 (6 rec., 0 TD)
102, Pitta, BAL at CLE 09/18 (9 rec., 0 TD)
102, Kerley, SF vs. ARI 10/06 (8 rec., 1 TD)
102, Crabtree, OAK at TEN 09/25 (8 rec., 0 TD)
102, Bryant, DAL at WAS 09/18 (7 rec., 0 TD)
101, Nelson, GB vs. DET 09/25 (6 rec., 2 TD)
101, B. Marshall, NYJ at BUF 09/15 (6 rec., 0 TD)
100, Humphries, TB vs. LA 09/25 (9 rec., 0 TD)
100, Thomas, DEN at CIN 09/25 (6 rec., 1 TD)
100, Graham, SEA vs. SF 09/25 (6 rec., 1 TD)
100, Bernard, CIN at PIT 09/18 (9 rec., 1 TD)

WEEK 5 / THROUGH MONDAY, OCTOBER 10, 2016

100-Yard Rushing Games

157, D. Johnson, ARI at SF 10/06 (27 att., 2 TD)
152, Freeman, ATL at NO 09/26 (14 att., 0 TD)
150, McCoy, BUF at LA 10/09 (18 att., 0 TD)
144, Bell, PIT vs. KC 10/02 (18 att., 0 TD)
143, D. Williams, PIT at WAS 09/12 (26 att., 2 TD)
140, Elliott, DAL vs. CHI 09/25 (30 att., 0 TD)
138, Elliott, DAL at SF 10/02 (23 att., 1 TD)
134, Elliott, DAL vs. CIN 10/09 (15 att., 2 TD)
133, Crowell, CLE vs. BAL 09/18 (18 att., 1 TD)
123, Blount, NE vs. MIA 09/18 (29 att., 1 TD)
121, Murray, TEN at MIA 10/09 (27 att., 0 TD)
120, Crowell, CLE at WAS 10/02 (16 att., 1 TD)
118, Howard, CHI at IND 10/09 (16 att., 0 TD)
117, Jones, WAS vs. CLE 10/02 (22 att., 1 TD)
114, Murray, TEN vs. OAK 09/25 (16 att., 1 TD)
113, West, BAL vs. OAK 10/02 (21 att., 1 TD)
111, Howard, CHI vs. DET 10/02 (23 att., 0 TD)
110, McCoy, BUF vs. ARI 09/25 (17 att., 2 TD)
106, Michael, SEA vs. SF 09/25 (20 att., 2 TD)
106, L. Miller, HOU vs. CHI 09/11 (28 att., 0 TD)
105, Blount, NE vs. HOU 09/22 (24 att., 2 TD)
103, Lacy, GB vs. DET 09/25 (17 att., 0 TD)
103, Hyde, SF at SEA 09/25 (21 att., 2 TD)
102, Gordon, SD vs. JAX 09/18 (24 att., 1 TD)
101, Rodgers, TB at CAR 10/10 (30 att., 0 TD)
100, Forte, NYJ at BUF 09/15 (30 att., 3 TD)
100, Whittaker, CAR vs. SF 09/18 (16 att., 0 TD)

WEEK 5 / THROUGH MONDAY, OCTOBER 10, 2016**AFC / LEADING PASSERS**

Player, Team	Att	Comp	Pct		Avg		Pct			Pct Rating	
			Comp	Yds	Gain	TD	TD	Long	Int	Int	Points
Rivers, S.D.	172	117	68.0	1469	8.54	11	6.4	59	3	1.7	108.4
Roethlisberger, Pit.	192	126	65.6	1496	7.79	15	7.8	72t	4	2.1	106.6
Carr, Oak.	193	129	66.8	1383	7.17	11	5.7	64t	2	1.0	102.3
Siemian, Den.	101	68	67.3	824	8.16	6	5.9	55t	3	3.0	99.6
Dalton, Cin.	187	126	67.4	1503	8.04	5	2.7	54t	2	1.1	96.2
Luck, Ind.	205	131	63.9	1469	7.17	10	4.9	64t	3	1.5	95.4
Taylor, Buf.	139	86	61.9	897	6.45	6	4.3	84t	2	1.4	88.9
*Kessler, Cle.	81	54	66.7	529	6.53	2	2.5	40	1	1.2	87.9
A. Smith, K.C.	168	109	64.9	1073	6.39	5	3.0	45	2	1.2	87.7
Tannehill, Mia.	156	100	64.1	1272	8.15	6	3.8	74t	7	4.5	83.6
Mariota, Ten.	165	100	60.6	1088	6.59	7	4.2	60	5	3.0	81.6
Flacco, Bal.	216	138	63.9	1282	5.94	5	2.3	66t	4	1.9	80.1
Bortles, Jac.	160	98	61.3	1050	6.56	7	4.4	42t	6	3.8	79.4
Osweiler, Hou.	188	109	58.0	1133	6.03	6	3.2	53	7	3.7	70.6
Fitzpatrick, NY-J	192	111	57.8	1267	6.60	5	2.6	41	10	5.2	64.7

AFC / LEADING PASSERS, RANKS

Player, Team	Att	Comp	Pct		Avg		Pct			Pct Rating	
			Comp	Yds	Gain	TD	TD	Long	Int	Int	Points
Rivers, S.D.	8	6	1	3t	1	2t	2		6t	7	1
Roethlisberger, Pit.	4t	4t	6	2	5	1	1		9t	9	2
Carr, Oak.	3	3	4	5	7	2t	4		2t	1	3
Siemian, Den.	14	14	3	14	2	7t	3		6t	10	4
Dalton, Cin.	7	4t	2	1	4	11t	12		2t	2	5
Luck, Ind.	2	2	9	3t	6	4	5		6t	6	6
Taylor, Buf.	13	13	11	13	12	7t	7		2t	5	7
*Kessler, Cle.	15	15	5	15	11	17t	14		1	4	8
A. Smith, K.C.	9	8t	7	11	13	11t	11		2t	3	9
Tannehill, Mia.	12	10t	8	7	3	7t	9		13t	14	10
Mariota, Ten.	10	10t	13	10	9	5t	8		11	11	11
Flacco, Bal.	1	1	10	6	15	11t	15		9t	8	12
Bortles, Jac.	11	12	12	12	10	5t	6		12	13	13
Osweiler, Hou.	6	8t	14	9	14	7t	10		13t	12	14
Fitzpatrick, NY-J	4t	7	15	8	8	11t	13		15	15	15

WEEK 5 / THROUGH MONDAY, OCTOBER 10, 2016**AFC / FOURTH-QUARTER PASSING LEADERS**

Rank	Player, Team	Att	Comp	Comp%	Yards	YPA	TD	TD%	Int	Int%	Rating
1)	Siemian, Den.	20	14	70.0	225	11.25	3	15.0	0	0.0	146.9
2)	*Lynch, Den.	25	19	76.0	188	7.52	2	8.0	0	0.0	123.4
3)	Luck, Ind.	76	51	67.1	583	7.67	7	9.2	1	1.3	115.2
4)	Carr, Oak.	48	30	62.5	398	8.29	5	10.4	1	2.1	114.8
5)	Dalton, Cin.	55	44	80.0	428	7.78	3	5.5	1	1.8	109.7
6)	Roethlisberger, Pit.	41	30	73.2	288	7.02	3	7.3	1	2.4	106.6
7)	Taylor, Buf.	26	18	69.2	194	7.46	2	7.7	1	3.8	100.5
8)	A. Smith, K.C.	49	33	67.3	324	6.61	3	6.1	1	2.0	97.7
9)	Mariota, Ten.	52	32	61.5	318	6.12	4	7.7	1	1.9	96.5
10)	Rivers, S.D.	43	30	69.8	342	7.95	1	2.3	1	2.3	91.4
11)	Osweiler, Hou.	46	26	56.5	243	5.28	2	4.3	0	0.0	85.7
12)	Bortles, Jac.	54	33	61.1	345	6.39	3	5.6	2	3.7	82.7
13)	*Brissett, N.E.	19	11	57.9	113	5.95	0	0.0	0	0.0	75.1
14)	Tannehill, Mia.	48	30	62.5	340	7.08	2	4.2	3	6.3	71.5
15)	Flacco, Bal.	56	33	58.9	312	5.57	1	1.8	2	3.6	65.5
16)	*Kessler, Cle.	29	16	55.2	178	6.14	0	0.0	1	3.4	59.3
17)	Fitzpatrick, NY-J	59	28	47.5	325	5.51	0	0.0	8	13.6	25.0

AFC / THIRD-DOWN PASSING LEADERS

Rank	Player, Team	Att	Comp	Comp%	Yards	YPA	TD	TD%	Int	Int%	Rating
1)	Roethlisberger, Pit.	50	32	64.0	526	10.52	6	12.0	0	0.0	138.8
2)	*Kessler, Cle.	25	20	80.0	159	6.36	1	4.0	0	0.0	106.5
3)	Taylor, Buf.	39	22	56.4	337	8.64	4	10.3	2	5.1	97.9
4)	Flacco, Bal.	62	39	62.9	408	6.58	1	1.6	0	0.0	87.3
5)	Carr, Oak.	50	30	60.0	316	6.32	1	2.0	0	0.0	85.1
6)	Luck, Ind.	49	27	55.1	339	6.92	3	6.1	2	4.1	80.2
7)	Rivers, S.D.	44	25	56.8	320	7.27	1	2.3	1	2.3	77.8
8)	Mariota, Ten.	46	26	56.5	309	6.72	1	2.2	1	2.2	75.4
9)	Tannehill, Mia.	42	23	54.8	275	6.55	1	2.4	1	2.4	73.0
10)	A. Smith, K.C.	40	22	55.0	202	5.05	0	0.0	0	0.0	69.0
11)	Dalton, Cin.	50	29	58.0	321	6.42	0	0.0	1	2.0	68.8
12)	Fitzpatrick, NY-J	49	28	57.1	357	7.29	0	0.0	2	4.1	63.1
13)	Osweiler, Hou.	52	27	51.9	328	6.31	1	1.9	2	3.8	62.0
14)	Bortles, Jac.	42	23	54.8	255	6.07	1	2.4	4	9.5	41.4

WEEK 5 / THROUGH MONDAY, OCTOBER 10, 2016**AFC / LEADING RUSHERS**

Rank	Player, Team	Att	Yards	Avg	Long	TD
1)	Murray, Ten.	93	461	5.0	67	3
2)	McCoy, Buf.	85	447	5.3	53	3
3)	Crowell, Cle.	74	416	5.6	85t	3
4)	Blount, N.E.	106	389	3.7	41t	5
5)	L. Miller, Hou.	101	371	3.7	15	0
6)	Forte, NY-J	93	341	3.7	28	3
7)	Gore, Ind.	78	328	4.2	19	2
8)	West, Bal.	65	327	5.0	35	1
9)	Gordon, S.D.	89	299	3.4	24	6
10)	C. Anderson, Den.	84	293	3.5	28	3
11)	Ware, K.C.	54	284	5.3	46	1
12)	D. Williams, Pit.	71	265	3.7	17	3
13)	Hill, Cin.	62	233	3.8	50	3
14)	Bell, Pit.	38	210	5.5	44	0
15)	*Richard, Oak.	25	175	7.0	75t	1
16)	Murray, Oak.	40	172	4.3	22t	3
17)	*Washington, Oak.	32	170	5.3	30	0
18)	Taylor, Buf. (QB)	26	168	6.5	49	1
19)	Yeldon, Jac.	48	155	3.2	15	1
20)	*Henry, Ten.	34	151	4.4	22	0
21)	D. Johnson, Cle.	28	149	5.3	17	0
22)	Mariota, Ten. (QB)	20	132	6.6	21	1
23)	Bernard, Cin.	34	118	3.5	14	0
24)	Ajayi, Mia.	31	117	3.8	11t	2
25)	Woodhead, S.D.	19	116	6.1	23	0
26)	*Booker, Den.	29	115	4.0	12	0
27)	Powell, NY-J	17	109	6.4	16	0
28)	Forsett, Bal.	31	98	3.2	11	0
29)	Bortles, Jac. (QB)	15	89	5.9	24	1
30)	Blue, Hou.	17	85	5.0	17	0
31)	*Brissett, N.E. (QB)	16	83	5.2	27t	1
32)	Luck, Ind. (QB)	15	79	5.3	21	0
33)	Dalton, Cin. (QB)	23	76	3.3	15	0
34)	J. White, N.E.	17	73	4.3	16	0
35)	Fitzpatrick, NY-J (QB)	15	72	4.8	12	0
36)	*Drake, Mia.	15	68	4.5	12	1
37)	West, K.C.	12	63	5.3	28	0
38)	Gillislee, Buf.	11	56	5.1	16	1
39)	Tannehill, Mia. (QB)	12	54	4.5	17	1
40)	Foster, Mia.	16	47	2.9	9	0
41)	Ivory, Jac.	20	43	2.2	13	0
42)	Osweller, Hou. (QB)	8	38	4.8	15	0
43)	Griffin III, Cle. (QB)	5	37	7.4	20	0
44t)	Carr, Oak. (QB)	10	36	3.6	11	0
44t)	D. Williams, Mia.	6	36	6.0	15	0
46)	Olawale, Oak.	10	35	3.5	17	2
47t)	*Janovich, Den.	3	32	10.7	28t	1
47t)	Siemian, Den. (QB)	9	32	3.6	11	0
49t)	Allen, Bal.	7	31	4.4	7	0
49t)	Edelman, N.E. (WR)	7	31	4.4	9	0

WEEK 5 / THROUGH MONDAY, OCTOBER 10, 2016**AFC / THIRD-AND-ONE RUSHING LEADERS**

Rank	Player, Team	Att	FD	Pct
1t)	Ware, K.C.	5	5	100.0
1t)	Luck, Ind.	3	3	100.0
1t)	Murray, Ten.	3	3	100.0
1t)	Ajayi, Mia.	2	2	100.0
1t)	Bernard, Cin.	2	2	100.0
1t)	Crowell, Cle.	2	2	100.0
1t)	Felton, Buf.	2	2	100.0
1t)	Forte, NY-J	2	2	100.0
1t)	Mariota, Ten.	2	2	100.0
1t)	Osweiler, Hou.	2	2	100.0
1t)	Powell, NY-J	2	2	100.0
1t)	Turbin, Ind.	2	2	100.0
1t)	Bortles, Jac.	1	1	100.0
1t)	Yeldon, Jac.	1	1	100.0
15t)	Gordon, S.D.	3	2	66.7
15t)	L. Miller, Hou.	3	2	66.7
15t)	West, Bal.	3	2	66.7
15t)	D. Williams, Pit.	3	2	66.7
19)	C. Anderson, Den.	7	2	28.6

WEEK 5 / THROUGH MONDAY, OCTOBER 10, 2016**AFC / LEADERS IN RECEPTIONS**

Rank	Player, Team	Rec	Yards	Avg	Long	TD
1)	Brown, Pit.	37	447	12.1	38t	5
2)	Green, Cin.	36	518	14.4	54t	2
3)	Hilton, Ind.	35	507	14.5	63t	3
4)	Landry, Mia.	34	403	11.9	42t	1
5)	Sanders, Den.	32	373	11.7	41t	3
6)	Crabtree, Oak.	29	355	12.2	31	5
7t)	Benjamin, S.D.	28	394	14.1	54	2
7t)	Pitta, Bal. (TE)	28	259	9.3	30	0
9t)	S. Smith, Bal.	27	310	11.5	52t	1
9t)	Enunwa, NY-J	27	294	10.9	34	1
11t)	Cooper, Oak.	26	456	17.5	64t	1
11t)	Thomas, Den.	26	381	14.7	55t	3
13)	Bernard, Cin. (RB)	25	211	8.4	25t	1
14t)	B. Marshall, NY-J	24	363	15.1	41	2
14t)	Pryor, Cle.	24	338	14.1	44	1
14t)	Edelman, N.E.	24	231	9.6	23	0
14t)	Murray, Ten. (RB)	24	172	7.2	22	2
18t)	Hopkins, Hou.	22	283	12.9	35	3
18t)	Kelce, K.C. (TE)	22	220	10.0	42	2
20t)	Ty. Williams, S.D.	21	358	17.0	50	2
20t)	Bennett, N.E. (TE)	21	314	15.0	58	4
20t)	LaFell, Cin.	21	276	13.1	49	2
20t)	Wallace, Bal.	21	273	13.0	66t	3
20t)	A. Robinson, Jac.	21	238	11.3	35	3
20t)	Barnidge, Cle. (TE)	21	236	11.2	31	0
20t)	Powell, NY-J (RB)	21	144	6.9	18	0
27t)	*Fuller, Hou.	20	327	16.4	53	2
27t)	Maclin, K.C.	20	244	12.2	22	1
27t)	Woods, Buf.	20	196	9.8	24	0
27t)	D. Johnson, Cle. (RB)	20	136	6.8	28	0
31t)	Coates, Pit.	19	421	22.2	72t	2
31t)	*Ferguson, Ind. (RB)	19	127	6.7	14	0
31t)	McCoy, Buf. (RB)	19	95	5.0	13	1
34t)	*Sharpe, Ten.	18	189	10.5	23	0
34t)	James, Pit. (TE)	18	128	7.1	14	3
34t)	Yeldon, Jac. (RB)	18	97	5.4	16	0
37t)	Clay, Buf. (TE)	17	187	11.0	33	0
37t)	Allen, Ind. (TE)	17	183	10.8	20	2
37t)	J. White, N.E. (RB)	17	165	9.7	36	0
40t)	Walker, Ten. (TE)	16	225	14.1	32	2
40t)	Matthews, Ten.	16	212	13.3	60	1
40t)	Uzomah, Cin. (TE)	16	187	11.7	54	0
40t)	Lee, Jac.	16	169	10.6	22	0
40t)	Doyle, Ind. (TE)	16	151	9.4	22	2
40t)	Griffin, Hou. (TE)	16	136	8.5	45	0
46t)	Parker, Mia.	15	247	16.5	50	1
46t)	Hurns, Jac.	15	226	15.1	42t	1
46t)	Conley, K.C.	15	172	11.5	20	0
46t)	*Boyd, Cin.	15	163	10.9	29	0
46t)	D. Williams, Pit. (RB)	15	91	6.1	20	1

WEEK 5 / THROUGH MONDAY, OCTOBER 10, 2016**AFC / RECEIVING YARDAGE LEADERS**

Rank	Player, Team	Yards	Rec	Avg	Long	TD
1)	Green, Cin.	518	36	14.4	54t	2
2)	Hilton, Ind.	507	35	14.5	63t	3
3)	Cooper, Oak.	456	26	17.5	64t	1
4)	Brown, Pit.	447	37	12.1	38t	5
5)	Coates, Pit.	421	19	22.2	72t	2
6)	Landry, Mia.	403	34	11.9	42t	1
7)	Benjamin, S.D.	394	28	14.1	54	2
8)	Thomas, Den.	381	26	14.7	55t	3
9)	Sanders, Den.	373	32	11.7	41t	3
10)	B. Marshall, NY-J	363	24	15.1	41	2
11)	Ty. Williams, S.D.	358	21	17.0	50	2
12)	Crabtree, Oak.	355	29	12.2	31	5
13)	Pryor, Cle.	338	24	14.1	44	1
14)	*Fuller, Hou.	327	20	16.4	53	2
15)	Bennett, N.E. (TE)	314	21	15.0	58	4
16)	S. Smith, Bal.	310	27	11.5	52t	1
17)	Enunwa, NY-J	294	27	10.9	34	1
18)	Hopkins, Hou.	283	22	12.9	35	3
19)	LaFell, Cin.	276	21	13.1	49	2
20)	Wallace, Bal.	273	21	13.0	66t	3
21)	Pitta, Bal. (TE)	259	28	9.3	30	0
22)	Parker, Mia.	247	15	16.5	50	1
23)	Maclin, K.C.	244	20	12.2	22	1
24)	Dorsett, Ind.	241	11	21.9	64t	1
25)	A. Robinson, Jac.	238	21	11.3	35	3
26t)	Barnidge, Cle. (TE)	236	21	11.2	31	0
26t)	Hogan, N.E.	236	12	19.7	63	1
28)	Edelman, N.E.	231	24	9.6	23	0
29)	*Henry, S.D. (TE)	227	13	17.5	59	2
30)	Hurns, Jac.	226	15	15.1	42t	1
31)	Walker, Ten. (TE)	225	16	14.1	32	2
32)	Kelce, K.C. (TE)	220	22	10.0	42	2
33)	Matthews, Ten.	212	16	13.3	60	1
34)	Bernard, Cin. (RB)	211	25	8.4	25t	1
35)	Stills, Mia.	205	9	22.8	74t	2
36)	Ware, K.C. (RB)	199	11	18.1	45	0
37)	Woods, Buf.	196	20	9.8	24	0
38)	Decker, NY-J	194	9	21.6	35	2
39)	*Sharpe, Ten.	189	18	10.5	23	0
40t)	Clay, Buf. (TE)	187	17	11.0	33	0
40t)	Uzomah, Cin. (TE)	187	16	11.7	54	0
42)	Allen, Ind. (TE)	183	17	10.8	20	2
43)	*C. Coleman, Cle.	173	7	24.7	58	2
44t)	Conley, K.C.	172	15	11.5	20	0
44t)	Murray, Ten. (RB)	172	24	7.2	22	2
46)	Lee, Jac.	169	16	10.6	22	0
47)	Inman, S.D.	168	13	12.9	57t	1
48)	J. White, N.E. (RB)	165	17	9.7	36	0
49)	*Boyd, Cin.	163	15	10.9	29	0
50)	Doyle, Ind. (TE)	151	16	9.4	22	2

WEEK 5 / THROUGH MONDAY, OCTOBER 10, 2016**AFC / THIRD-DOWN RECEIVING LEADERS**

Rank	Player, Team	Rec	Yards	Avg	Long	TD
1)	Cooper, Oak.	11	170	15.5	26	0
2t)	Powell, NY-J (RB)	10	66	6.6	11	0
2t)	D. Johnson, Cle. (RB)	10	64	6.4	28	0
4t)	Coates, Pit.	9	226	25.1	72t	2
4t)	Ty. Williams, S.D.	9	174	19.3	44t	1
4t)	Brown, Pit.	9	135	15.0	26t	1
4t)	Pryor, Cle.	9	115	12.8	18	1
4t)	Landry, Mia.	9	113	12.6	33	0
4t)	Hilton, Ind.	9	99	11.0	20	1
4t)	Pitta, Bal. (TE)	9	96	10.7	30	0
4t)	Hopkins, Hou.	9	93	10.3	16	0
12t)	Wallace, Bal.	8	134	16.8	66t	1
12t)	Thomas, Den.	8	130	16.3	55t	2
12t)	Murray, Ten. (RB)	8	70	8.8	14	0
12t)	Bernard, Cin. (RB)	8	39	4.9	10	0
16t)	*Fuller, Hou.	7	152	21.7	35	1
16t)	A. Robinson, Jac.	7	75	10.7	17	0
16t)	Barnidge, Cle. (TE)	7	66	9.4	14	0
19t)	B. Marshall, NY-J	6	104	17.3	41	0
19t)	Sanders, Den.	6	98	16.3	41t	1
19t)	S. Smith, Bal.	6	64	10.7	19	0
19t)	Edelman, N.E.	6	63	10.5	19	0
19t)	*Boyd, Cin.	6	59	9.8	16	0
19t)	Juszczuk, Bal. (RB)	6	38	6.3	15	0
19t)	Yeldon, Jac. (RB)	6	36	6.0	11	0
19t)	J. White, N.E. (RB)	6	29	4.8	10	0
27t)	Amendola, N.E.	5	78	15.6	32	1
27t)	Crabtree, Oak.	5	58	11.6	16	1
27t)	Green, Cin.	5	56	11.2	19	0
27t)	*Richard, Oak. (RB)	5	52	10.4	15	0
27t)	Woods, Buf.	5	42	8.4	17	0
27t)	D. Williams, Pit. (RB)	5	24	4.8	10	1
33t)	*Mitchell, N.E.	4	75	18.8	28	0
33t)	Enunwa, NY-J	4	68	17.0	34	0
33t)	Rogers, Pit.	4	61	15.3	32	0
33t)	Clay, Buf. (TE)	4	58	14.5	33	0
33t)	Allen, Ind. (TE)	4	49	12.3	15	0
33t)	Inman, S.D.	4	49	12.3	22	0
33t)	Conley, K.C.	4	47	11.8	13	0
33t)	Crowell, Cle. (RB)	4	45	11.3	18	0
33t)	Green, Den. (TE)	4	45	11.3	16	0
33t)	Uzomah, Cin. (TE)	4	44	11.0	22	0
33t)	Bennett, N.E. (TE)	4	43	10.8	20t	2
33t)	Kelce, K.C. (TE)	4	41	10.3	15	0
33t)	Doyle, Ind. (TE)	4	28	7.0	13	1
46t)	Dorsett, Ind.	3	103	34.3	64t	1
46t)	*C. Coleman, Cle.	3	89	29.7	47	1
46t)	Hogan, N.E.	3	85	28.3	63	0
46t)	LaFell, Cin.	3	83	27.7	49	0
46t)	Decker, NY-J	3	70	23.3	31	0
46t)	Foster, Mia. (RB)	3	62	20.7	50	0
46t)	Hurns, Jac.	3	62	20.7	38	0
46t)	Amaro, Ten. (TE)	3	59	19.7	26	0
46t)	R. Gronkowski, N.E. (TE)	3	57	19.0	34	0
46t)	Walker, Ten. (TE)	3	46	15.3	26	0
46t)	Perriman, Bal.	3	44	14.7	20	0
46t)	An. Johnson, Ten.	3	41	13.7	20	1
46t)	Maclin, K.C.	3	41	13.7	20	0
46t)	Powell, Buf.	3	30	10.0	14	0
46t)	Lee, Jac.	3	28	9.3	13	0
46t)	Ware, K.C. (RB)	3	28	9.3	14	0
46t)	Gates, S.D. (TE)	3	25	8.3	9	0
46t)	Parker, Mia.	3	25	8.3	18	0
46t)	Griffin, Hou. (TE)	3	22	7.3	12	0
46t)	C. Anderson, Den. (RB)	3	20	6.7	11	0
46t)	*Sharpe, Ten.	3	18	6.0	8	0
46t)	Benjamin, S.D.	3	16	5.3	8	0
46t)	Forsett, Bal. (RB)	3	11	3.7	10	0
46t)	West, K.C. (RB)	3	10	3.3	6	0

WEEK 5 / THROUGH MONDAY, OCTOBER 10, 2016**AFC / LEADING SCORERS, NONKICKERS**

Rank	Player, Team	TD	Rush	Rec	Ret	X2	Pts
1)	Gordon, S.D. (RB)	7	6	1	0	0	42
2)	Crabtree, Oak. (WR)	5	0	5	0	1	32
3t)	Blount, N.E. (RB)	5	5	0	0	0	30
3t)	Brown, Pit. (WR)	5	0	5	0	0	30
3t)	Murray, Ten. (RB)	5	3	2	0	0	30
6t)	C. Anderson, Den. (RB)	4	3	1	0	0	24
6t)	Bennett, N.E. (TE)	4	0	4	0	0	24
6t)	McCoy, Buf. (RB)	4	3	1	0	0	24
6t)	D. Williams, Pit. (RB)	4	3	1	0	0	24
10t)	Thomas, Den. (WR)	3	0	3	0	1	20
10t)	Wallace, Bal. (WR)	3	0	3	0	1	20
12t)	Crowell, Cle. (RB)	3	3	0	0	0	18
12t)	Forte, NY-J (RB)	3	3	0	0	0	18
12t)	*Fuller, Hou. (WR)	3	0	2	1	0	18
12t)	Gore, Ind. (RB)	3	2	1	0	0	18
12t)	Hill, Cin. (RB)	3	3	0	0	0	18
12t)	Hilton, Ind. (WR)	3	0	3	0	0	18
12t)	Hopkins, Hou. (WR)	3	0	3	0	0	18
12t)	James, Pit. (TE)	3	0	3	0	0	18
12t)	Murray, Oak. (RB)	3	3	0	0	0	18
12t)	Roberts, Oak. (WR)	3	0	3	0	0	18
12t)	A. Robinson, Jac. (WR)	3	0	3	0	0	18
12t)	Sanders, Den. (WR)	3	0	3	0	0	18
24)	Allen, Ind. (TE)	2	0	2	0	1	14
25t)	Ajayi, Mia. (RB)	2	2	0	0	0	12
25t)	Amendola, N.E. (WR)	2	0	2	0	0	12
25t)	Benjamin, S.D. (WR)	2	0	2	0	0	12
25t)	Coates, Pit. (WR)	2	0	2	0	0	12
25t)	*C. Coleman, Cle. (WR)	2	0	2	0	0	12
25t)	Decker, NY-J (WR)	2	0	2	0	0	12
25t)	Doyle, Ind. (TE)	2	0	2	0	0	12
25t)	Flacco, Bal. (QB)	2	2	0	0	0	12
25t)	Gates, S.D. (TE)	2	0	2	0	0	12
25t)	Gillislee, Buf. (RB)	2	1	1	0	0	12
25t)	Goodwin, Buf. (WR)	2	0	2	0	0	12
25t)	Green, Cin. (WR)	2	0	2	0	0	12
25t)	*Henry, S.D. (TE)	2	0	2	0	0	12
25t)	*Hill, K.C. (WR)	2	0	2	0	0	12
25t)	An. Johnson, Ten. (WR)	2	0	2	0	0	12
25t)	Kelce, K.C. (TE)	2	0	2	0	0	12
25t)	LaFell, Cin. (WR)	2	0	2	0	0	12
25t)	B. Marshall, NY-J (WR)	2	0	2	0	0	12
25t)	Olawale, Oak. (RB)	2	2	0	0	0	12
25t)	Pryor, Cle. (WR)	2	1	1	0	0	12
25t)	Robey, Buf. (DB)	2	0	0	2	0	12
25t)	Stills, Mia. (WR)	2	0	2	0	0	12
25t)	Turbin, Ind. (RB)	2	2	0	0	0	12
25t)	Walker, Ten. (TE)	2	0	2	0	0	12
25t)	Ty. Williams, S.D. (WR)	2	0	2	0	0	12
50)	Cooper, Oak. (WR)	1	0	1	0	2	10

WEEK 5 / THROUGH MONDAY, OCTOBER 10, 2016**AFC / LEADING SCORERS, KICKERS**

Rank	Player, Team	PAT	FG	Pct	Long	Pts
1)	Vinatieri, Ind.	12/12	13/13	1.000	54	51
2t)	Lambo, S.D.	17/18	9/10	.900	47	44
2t)	Nugent, Cin.	8/ 8	12/14	.857	47	44
4)	Tucker, Bal.	6/ 6	12/12	1.000	53	42
5)	McManus, Den.	11/12	10/11	.909	46	41
6)	Novak, Hou.	7/ 7	11/14	.786	53	40
7)	Folk, NY-J	8/ 9	10/11	.909	48	38
8t)	Gostkowski, N.E.	13/13	7/10	.700	53	34
8t)	Janikowski, Oak.	13/13	7/ 9	.778	56	34
10)	Carpenter, Buf.	12/14	7/ 9	.778	45	33
11)	Myers, Jac.	9/ 9	7/ 9	.778	50	30
12t)	Boswell, Pit.	17/17	4/ 5	.800	49	29
12t)	Santos, K.C.	8/ 8	7/ 8	.875	54	29
14)	Succop, Ten.	8/ 9	6/ 7	.857	48	26
15)	Franks, Mia.	10/10	4/ 5	.800	41	22
16)	Parkey, Cle.	4/ 4	5/ 8	.625	51	19
17)	Murray, Cle.	3/ 4	1/ 2	.500	35	6

AFC / TOUCHBACKS ON KICKOFFS

Rank	Player, Team	TB
1)	Lambo, S.D.	26
2)	McAfee, Ind.	21
3t)	Boswell, Pit.	19
3t)	McManus, Den.	19
5t)	Janikowski, Oak.	14
5t)	Myers, Jac.	14
5t)	Succop, Ten.	14
8)	Gostkowski, N.E.	13
9t)	Franks, Mia.	12
9t)	Tucker, Bal.	12
11)	Parkey, Cle.	11
12t)	Folk, NY-J	10
12t)	Nugent, Cin.	10
14)	Santos, K.C.	9
15t)	Carpenter, Buf.	5
15t)	Gay, Buf.	5
17)	Murray, Cle.	4
18)	Novak, Hou.	1

WEEK 5 / THROUGH MONDAY, OCTOBER 10, 2016

AFC / MOST YARDS FROM SCRIMMAGE

Rank	Player, Team	Total			Rushing			Receiving		
		Yards	Att+Rec	Avg	Yards	Att	Avg	Yards	Rec	Avg
1)	Murray, Ten. (RB)	633	117	5.4	461	93	5.0	172	24	7.2
2)	McCoy, Buf. (RB)	542	104	5.2	447	85	5.3	95	19	5.0
3)	Green, Cin. (WR)	518	36	14.4	0	0	---	518	36	14.4
4)	Hilton, Ind. (WR)	507	35	14.5	0	0	---	507	35	14.5
5)	Crowell, Cle. (RB)	487	81	6.0	416	74	5.6	71	7	10.1
6)	Ware, K.C. (RB)	483	65	7.4	284	54	5.3	199	11	18.1
7)	Cooper, Oak. (WR)	456	26	17.5	0	0	---	456	26	17.5
8)	L. Miller, Hou. (RB)	453	115	3.9	371	101	3.7	82	14	5.9
9)	Brown, Pit. (WR)	447	37	12.1	0	0	---	447	37	12.1
10)	Forte, NY-J (RB)	431	106	4.1	341	93	3.7	90	13	6.9
11)	Coates, Pit. (WR)	426	21	20.3	5	2	2.5	421	19	22.2
12t)	Gordon, S.D. (RB)	421	103	4.1	299	89	3.4	122	14	8.7
12t)	Landry, Mia. (WR)	421	37	11.4	18	3	6.0	403	34	11.9
14)	Gore, Ind. (RB)	398	92	4.3	328	78	4.2	70	14	5.0
15t)	Benjamin, S.D. (WR)	393	29	13.6	-1	1	-1.0	394	28	14.1
15t)	Blount, N.E. (RB)	393	109	3.6	389	106	3.7	4	3	1.3
17)	C. Anderson, Den. (RB)	387	96	4.0	293	84	3.5	94	12	7.8
18)	Thomas, Den. (WR)	381	26	14.7	0	0	---	381	26	14.7
19)	Sanders, Den. (WR)	373	32	11.7	0	0	---	373	32	11.7
20)	B. Marshall, NY-J (WR)	363	24	15.1	0	0	---	363	24	15.1
21)	Ty. Williams, S.D. (WR)	358	21	17.0	0	0	---	358	21	17.0
22t)	Pryor, Cle. (WR)	356	31	11.5	18	7	2.6	338	24	14.1
22t)	D. Williams, Pit. (RB)	356	86	4.1	265	71	3.7	91	15	6.1
24)	Crabtree, Oak. (WR)	355	29	12.2	0	0	---	355	29	12.2
25)	West, Bal. (RB)	350	71	4.9	327	65	5.0	23	6	3.8
26)	Bell, Pit. (RB)	332	52	6.4	210	38	5.5	122	14	8.7
27)	Bernard, Cin. (RB)	329	59	5.6	118	34	3.5	211	25	8.4
28)	*Fuller, Hou. (WR)	327	20	16.4	0	0	---	327	20	16.4
29)	Bennett, N.E. (TE)	320	22	14.5	6	1	6.0	314	21	15.0
30)	S. Smith, Bal. (WR)	310	27	11.5	0	0	---	310	27	11.5
31)	Enunwa, NY-J (WR)	294	27	10.9	0	0	---	294	27	10.9
32)	Wallace, Bal. (WR)	292	24	12.2	19	3	6.3	273	21	13.0
33)	D. Johnson, Cle. (RB)	285	48	5.9	149	28	5.3	136	20	6.8
34)	Hopkins, Hou. (WR)	283	22	12.9	0	0	---	283	22	12.9
35)	*Richard, Oak. (RB)	280	36	7.8	175	25	7.0	105	11	9.5
36)	LaFell, Cin. (WR)	274	22	12.5	-2	1	-2.0	276	21	13.1
37)	Hill, Cin. (RB)	270	65	4.2	233	62	3.8	37	3	12.3
38)	Edelman, N.E. (WR)	262	31	8.5	31	7	4.4	231	24	9.6
39)	Pitta, Bal. (TE)	259	28	9.3	0	0	---	259	28	9.3
40)	Powell, NY-J (RB)	253	38	6.7	109	17	6.4	144	21	6.9
41)	Yeldon, Jac. (RB)	252	66	3.8	155	48	3.2	97	18	5.4
42)	Parker, Mia. (WR)	247	15	16.5	0	0	---	247	15	16.5
43)	Dorsett, Ind. (WR)	244	12	20.3	3	1	3.0	241	11	21.9
44)	Maclin, K.C. (WR)	243	21	11.6	-1	1	-1.0	244	20	12.2
45t)	Hogan, N.E. (WR)	238	13	18.3	2	1	2.0	236	12	19.7
45t)	A. Robinson, Jac. (WR)	238	21	11.3	0	0	---	238	21	11.3
45t)	J. White, N.E. (RB)	238	34	7.0	73	17	4.3	165	17	9.7
48t)	Barnidge, Cle. (TE)	236	21	11.2	0	0	---	236	21	11.2
48t)	*Washington, Oak. (RB)	236	43	5.5	170	32	5.3	66	11	6.0
50)	Murray, Oak. (RB)	235	50	4.7	172	40	4.3	63	10	6.3

WEEK 5 / THROUGH MONDAY, OCTOBER 10, 2016**AFC / LEADERS IN FIRST DOWNS**

Rank	Player, Team	Rush	Rec	Tot
1)	Murray, Ten. (RB)	23	10	33
2t)	Brown, Pit. (WR)	0	26	26
2t)	Gordon, S.D. (RB)	20	6	26
4)	McCoy, Buf. (RB)	20	5	25
5)	Crabtree, Oak. (WR)	0	24	24
6)	Crowell, Cle. (RB)	19	4	23
7)	Hilton, Ind. (WR)	0	22	22
8t)	Forte, NY-J (RB)	17	4	21
8t)	Green, Cin. (WR)	0	21	21
8t)	Sanders, Den. (WR)	0	21	21
11t)	Blount, N.E. (RB)	20	0	20
11t)	Gore, Ind. (RB)	17	3	20
11t)	Pryor, Cle. (WR)	2	18	20
11t)	Ware, K.C. (RB)	13	7	20
15t)	Landry, Mia. (WR)	1	18	19
15t)	D. Williams, Pit. (RB)	15	4	19
17t)	C. Anderson, Den. (RB)	13	5	18
17t)	Enunwa, NY-J (WR)	0	18	18
17t)	Hopkins, Hou. (WR)	0	18	18
17t)	B. Marshall, NY-J (WR)	0	18	18
17t)	L. Miller, Hou. (RB)	16	2	18
17t)	Wallace, Bal. (WR)	1	17	18
23)	Cooper, Oak. (WR)	0	17	17
24t)	A. Robinson, Jac. (WR)	0	16	16
24t)	Thomas, Den. (WR)	0	16	16
24t)	West, Bal. (RB)	15	1	16
27t)	Bernard, Cin. (RB)	5	10	15
27t)	Coates, Pit. (WR)	0	15	15
27t)	*Fuller, Hou. (WR)	0	15	15
27t)	LaFell, Cin. (WR)	0	15	15
27t)	Powell, NY-J (RB)	7	8	15
27t)	Ty. Williams, S.D. (WR)	0	15	15
33t)	Benjamin, S.D. (WR)	0	14	14
33t)	Edelman, N.E. (WR)	2	12	14
33t)	Maclin, K.C. (WR)	0	14	14
33t)	Murray, Oak. (RB)	11	3	14
33t)	S. Smith, Bal. (WR)	0	14	14
38t)	Allen, Ind. (TE)	0	13	13
38t)	Barnidge, Cle. (TE)	0	13	13
38t)	Bennett, N.E. (TE)	0	13	13
38t)	Hill, Cin. (RB)	12	1	13
38t)	J. White, N.E. (RB)	6	7	13
38t)	Yeldon, Jac. (RB)	9	4	13
44t)	Bell, Pit. (RB)	6	6	12
44t)	*Henry, Ten. (RB)	10	2	12
44t)	D. Johnson, Cle. (RB)	4	8	12
44t)	Kelce, K.C. (TE)	0	12	12
44t)	Pitta, Bal. (TE)	0	12	12
49t)	Conley, K.C. (WR)	0	11	11
49t)	*Henry, S.D. (TE)	0	11	11

WEEK 5 / THROUGH MONDAY, OCTOBER 10, 2016**AFC / LEADING PUNTERS**

Rank	Player, Team	No	Yards	Lg	Avg	TB	Blk	Dwn	OB	Opp Ret	In Yds	Net 20	Net Avg
1)	McAfee, Ind.	17	881	74	51.8	4	0	2	4	6	37	7	44.9
2)	Lechler, Hou.	24	1193	62	49.7	1	0	1	2	18	263	9	37.9
3)	King, Oak.	26	1289	72	49.6	3	0	3	6	10	151	11	41.5
4)	Darr, Mia.	30	1461	66	48.7	2	0	1	2	14	116	12	43.5
5)	Nortman, Jac.	17	822	78	48.4	2	0	6	1	5	39	7	43.7
6)	Berry, Pit.	21	999	63	47.6	1	0	2	4	8	72	10	43.2
7)	Koch, Bal.	26	1235	68	47.5	2	0	2	5	14	264	6	35.8
8)	*Dixon, Den.	23	1089	62	47.3	3	0	5	1	8	60	8	42.1
9)	Kern, Ten.	24	1116	71	46.5	2	0	2	1	13	250	9	34.4
10)	Colquitt, Cle.	22	1022	59	46.5	1	0	3	2	9	106	4	40.7
11)	Huber, Cin.	26	1162	58	44.7	2	0	3	3	13	90	10	39.7
12)	Allen, N.E.	24	1070	57	44.6	0	0	6	2	7	51	11	42.5
13)	*Edwards, NY-J	18	784	54	43.6	2	0	2	1	9	117	6	34.8
14)	Colquitt, K.C.	21	911	58	43.4	2	0	4	1	8	36	9	39.8
15)	Schmidt, Buf.	25	1048	58	41.9	1	0	3	8	9	19	9	40.4
16)	*Kaser, S.D.	17	664	56	39.1	0	0	1	3	9	56	3	35.8

AFC / LEADING PUNTERS, NET AVERAGE

Rank	Player, Team	No	Yards	Lg	Avg	TB	Blk	Dwn	OB	Opp Ret	In Yds	Net 20	Net Avg
1)	McAfee, Ind.	17	881	74	51.8	4	0	2	4	6	37	7	44.9
2)	Nortman, Jac.	17	822	78	48.4	2	0	6	1	5	39	7	43.7
3)	Darr, Mia.	30	1461	66	48.7	2	0	1	2	14	116	12	43.5
4)	Berry, Pit.	21	999	63	47.6	1	0	2	4	8	72	10	43.2
5)	Allen, N.E.	24	1070	57	44.6	0	0	6	2	7	51	11	42.5
6)	*Dixon, Den.	23	1089	62	47.3	3	0	5	1	8	60	8	42.1
7)	King, Oak.	26	1289	72	49.6	3	0	3	6	10	151	11	41.5
8)	Colquitt, Cle.	22	1022	59	46.5	1	0	3	2	9	106	4	40.7
9)	Schmidt, Buf.	25	1048	58	41.9	1	0	3	8	9	19	9	40.4
10)	Colquitt, K.C.	21	911	58	43.4	2	0	4	1	8	36	9	39.8
11)	Huber, Cin.	26	1162	58	44.7	2	0	3	3	13	90	10	39.7
12)	Lechler, Hou.	24	1193	62	49.7	1	0	1	2	18	263	9	37.9
13)	Koch, Bal.	26	1235	68	47.5	2	0	2	5	14	264	6	35.8
14)	*Kaser, S.D.	17	664	56	39.1	0	0	1	3	9	56	3	35.8
15)	*Edwards, NY-J	18	784	54	43.6	2	0	2	1	9	117	6	34.8
16)	Kern, Ten.	24	1116	71	46.5	2	0	2	1	13	250	9	34.4

WEEK 5 / THROUGH MONDAY, OCTOBER 10, 2016**AFC / PUNT RETURN LEADERS**

Rank	Player, Team	Ret	FC	Yards	Avg	Long	TD
1)	*Grant, Mia.	7	0	103	14.7	74t	1
2)	*Richard, Oak.	8	1	116	14.5	47	0
3)	*Hill, K.C.	11	0	147	13.4	32	0
4)	Norwood, Den.	8	6	92	11.5	17	0
5)	Tate, Buf.	9	3	84	9.3	31	0
6)	Greene, Jac.	10	2	86	8.6	42	0
7)	*Ervin, Hou.	11	13	91	8.3	18	0
8)	Benjamin, S.D.	8	0	59	7.4	18	0
9)	Mariani, Ten.	11	6	80	7.3	17	0
10)	Hester, Bal.	9	7	65	7.2	20	0
11)	Amendola, N.E.	8	4	55	6.9	19	0

AFC / KICKOFF RETURN LEADERS

Rank	Player, Team	Ret	Yards	Avg	Long	TD
1)	Hester, Bal.	9	259	28.8	60	0
2)	Bray, Ind.	7	181	25.9	39	0
3)	*J. Marshall, NY-J	9	231	25.7	65	0
4)	Tate, Buf.	10	235	23.5	45	0
5)	Mariani, Ten.	11	256	23.3	33	0
6)	*Ervin, Hou.	10	226	22.6	33	0
7)	*Hill, K.C.	7	158	22.6	33	0
8)	Grant, Jac.	12	256	21.3	32	0
9)	Davis, K.C.	6	126	21.0	30	0
10)	McCluster, S.D.	8	165	20.6	30	0

WEEK 5 / THROUGH MONDAY, OCTOBER 10, 2016**AFC / LEADERS IN INTERCEPTIONS**

Rank	Player, Team	Int	Yards	Avg	Long	TD
1)	Peters, K.C.	4	47	11.8	28	0
2t)	Talib, Den.	3	86	28.7	46t	1
2t)	Hayward, S.D.	3	50	16.7	31	0
2t)	Mosley, Bal.	3	12	4.0	12	0
5t)	Gilmore, Buf.	2	48	24.0	34	0
5t)	Robey, Buf.	2	44	22.0	41t	1
5t)	Collins, N.E.	2	31	15.5	18	0
5t)	S. Smith, Oak.	2	27	13.5	27	0
5t)	Taylor, Cle.	2	26	13.0	29	0
5t)	M. Williams, NY-J	2	14	7.0	14	0
5t)	Haden, Cle.	2	9	4.5	9	0
5t)	McCourty, Ten.	2	7	3.5	6	0
5t)	Cox, Ten.	2	3	1.5	3	0
14t)	Johnson, K.C.	1	55	55.0	55t	1
14t)	Gipson, Jac.	1	30	30.0	30	0
14t)	*Boddy-Calhoun, Cle.	1	27	27.0	27t	1
14t)	Phillips, S.D.	1	22	22.0	22	0
14t)	*Joseph, Oak.	1	21	21.0	21	0
14t)	J. Jones, Pit.	1	20	20.0	20	0
14t)	Butler, Ind.	1	19	19.0	19	0
14t)	Hal, Hou.	1	12	12.0	12	0
14t)	Nelson, Oak.	1	12	12.0	12	0
14t)	Lewis-Harris, Cin.	1	11	11.0	11	0
14t)	Abdul-Quddus, Mia.	1	9	9.0	9	0
14t)	*Ngakoue, Jac.	1	9	9.0	9	0
14t)	Mager, S.D.	1	8	8.0	8	0
14t)	Orr, Bal.	1	8	8.0	8	0
14t)	Demps, Hou.	1	6	6.0	6	0
14t)	*Young, Bal.	1	6	6.0	6	0
14t)	Mebane, S.D.	1	5	5.0	5	0
14t)	Chung, N.E.	1	4	4.0	4	0
14t)	Stafford, Ten.	1	4	4.0	4	0
14t)	Jones, Cin.	1	2	2.0	2	0
14t)	*Parks, Den.	1	1	1.0	1	0
14t)	Amerson, Oak.	1	0	0.0	0	0
14t)	Berry, K.C.	1	0	0.0	0	0
14t)	Graham, Buf.	1	0	0.0	0	0
14t)	Harmon, N.E.	1	0	0.0	0	0
14t)	Harris, Den.	1	0	0.0	0	0
14t)	Harrison, Pit.	1	0	0.0	0	0
14t)	Kirkpatrick, Cin.	1	0	0.0	0	0
14t)	Posluszny, Jac.	1	0	0.0	0	0
14t)	Shaw, Cin.	1	0	0.0	0	0
14t)	Shazier, Pit.	1	0	0.0	0	0
14t)	Sorensen, K.C.	1	0	0.0	0	0
14t)	Verrett, S.D.	1	0	0.0	0	0
14t)	Weddle, Bal.	1	0	0.0	0	0
14t)	White, Buf.	1	0	0.0	0	0
14t)	*White, K.C.	1	0	0.0	0	0
14t)	Williamson, Ten.	1	0	0.0	0	0

WEEK 5 / THROUGH MONDAY, OCTOBER 10, 2016**AFC / LEADERS IN SACKS**

Rank	Player, Team	Sacks
1)	Alexander, Buf. (LB)	7.0
2)	Miller, Den. (LB)	6.5
3)	Orakpo, Ten. (LB)	6.0
4)	L. Williams, NY-J (DT)	5.0
5t)	Dunlap, Cin. (DE)	4.0
5t)	Hughes, Buf. (LB)	4.0
5t)	Ray, Den. (LB)	4.0
5t)	Suggs, Bal. (LB)	4.0
5t)	Walden, Ind. (LB)	4.0
5t)	Wolfe, Den. (DE)	4.0
11)	Mercilus, Hou. (LB)	3.5
12t)	Clarke, Cin. (DE)	3.0
12t)	Heyward, Pit. (DE)	3.0
12t)	Ingram, S.D. (LB)	3.0
12t)	Jernigan, Bal. (DE)	3.0
12t)	*Ngakoue, Jac. (DE)	3.0
12t)	Sheard, N.E. (DE)	3.0
18t)	Atkins, Cin. (DT)	2.5
18t)	McGee, Oak. (DT)	2.5
18t)	Simon, Hou. (LB)	2.5
18t)	Suh, Mia. (DT)	2.5
22t)	Attaochu, S.D. (LB)	2.0
22t)	*Bosa, S.D. (DE)	2.0
22t)	*Brown, S.D. (LB)	2.0
22t)	M. Brown, N.E. (DT)	2.0
22t)	Casey, Ten. (DE)	2.0
22t)	Clowney, Hou. (DE)	2.0
22t)	Fowler, Jac. (DE)	2.0
22t)	Irvin, Oak. (LB)	2.0
22t)	C. Johnson, Cle. (DE)	2.0
22t)	McKinney, Hou. (LB)	2.0
22t)	McLendon, NY-J (DT)	2.0
22t)	Morgan, Ten. (LB)	2.0
22t)	Ware, Den. (LB)	2.0
22t)	V. Williams, Pit. (LB)	2.0
36t)	Douzable, Buf. (DT)	1.5
36t)	Ford, K.C. (LB)	1.5
36t)	J. Jones, Mia. (DE)	1.5
36t)	Kerr, Ind. (DE)	1.5
36t)	Mauldin, NY-J (LB)	1.5
36t)	Moats, Pit. (LB)	1.5
36t)	Posluszny, Jac. (LB)	1.5
36t)	Watt, Hou. (DE)	1.5
36t)	Wilkerson, NY-J (DE)	1.5
36t)	K. Williams, Buf. (DE)	1.5

WEEK 5 / THROUGH MONDAY, OCTOBER 10, 2016

AFC / FUMBLE RECOVERIES

Rank	Player, Team	TotRec	OffRec	DefRec
1t)	Fitzpatrick, NY-J	3	3	0
1t)	Luck, Ind.	3	3	0
3t)	Alonso, Mia.	2	0	2
3t)	P. Brown, Buf.	2	0	2
3t)	Dalton, Cin.	2	2	0
3t)	D. Jackson, Ind.	2	0	2
3t)	*C. Jones, N.E.	2	2	0
3t)	*Kessler, Cle.	2	2	0
3t)	*Louis, Cle.	2	2	0
3t)	L. Miller, Hou.	2	2	0
3t)	Nelson, Oak.	2	0	2
3t)	Rivers, S.D.	2	2	0
3t)	Roethlisberger, Pit.	2	2	0
3t)	A. Smith, K.C.	2	2	0
3t)	Taylor, Buf.	2	2	0

WEEK 5 / THROUGH MONDAY, OCTOBER 10, 2016**AFC / OFFENSIVE FUMBLE RECOVERIES**

Rank	Player, Team	Ret	Yards	Avg	Long	TD
1t)	Fitzpatrick, NY-J	3	0	0.0	0	0
1t)	Luck, Ind.	3	-1	-0.3	0	0
3t)	*Louis, Cle.	2	1	0.5	1	0
3t)	Dalton, Cin.	2	0	0.0	0	0
3t)	*C. Jones, N.E.	2	0	0.0	0	0
3t)	*Kessler, Cle.	2	0	0.0	0	0
3t)	L. Miller, Hou.	2	0	0.0	0	0
3t)	Rivers, S.D.	2	0	0.0	0	0
3t)	Roethlisberger, Pit.	2	0	0.0	0	0
3t)	A. Smith, K.C.	2	0	0.0	0	0
3t)	Taylor, Buf.	2	-3	-1.5	0	0
12t)	*Peake, NY-J	1	42	42.0	42t	1
12t)	Amendola, N.E.	1	0	0.0	0	0
12t)	Bolden, N.E.	1	0	0.0	0	0
12t)	*Booker, Den.	1	0	0.0	0	0
12t)	*Brissett, N.E.	1	0	0.0	0	0
12t)	K. Davis, NY-J	1	0	0.0	0	0
12t)	DeCastro, Pit.	1	0	0.0	0	0
12t)	Douglas, Ten.	1	0	0.0	0	0
12t)	Flacco, Bal.	1	0	0.0	0	0
12t)	Griffin III, Cle.	1	0	0.0	0	0
12t)	Hairston, S.D.	1	0	0.0	0	0
12t)	Hester, Bal.	1	0	0.0	0	0
12t)	Heyward-Bey, Pit.	1	0	0.0	0	0
12t)	James, Mia.	1	0	0.0	0	0
12t)	L. Jones, Pit.	1	0	0.0	0	0
12t)	*Lynch, Den.	1	0	0.0	0	0
12t)	Manuel, Buf.	1	0	0.0	0	0
12t)	McCown, Cle.	1	0	0.0	0	0
12t)	McGrath, S.D.	1	0	0.0	0	0
12t)	Mills, Buf.	1	0	0.0	0	0
12t)	Murray, Ten.	1	0	0.0	0	0
12t)	Pryor, Cle.	1	0	0.0	0	0
12t)	A. Robinson, Jac.	1	0	0.0	0	0
12t)	Sanders, Den.	1	0	0.0	0	0
12t)	Tannehill, Mia.	1	0	0.0	0	0
12t)	Verrett, S.D.	1	0	0.0	0	0
12t)	Walker, Ten.	1	0	0.0	0	0
12t)	J. White, N.E.	1	0	0.0	0	0
12t)	Williams, Cle.	1	0	0.0	0	0
12t)	Zuttah, Bal.	1	0	0.0	0	0
12t)	*Richard, Oak.	1	-2	-2.0	-2	0

WEEK 5 / THROUGH MONDAY, OCTOBER 10, 2016**AFC / DEFENSIVE FUMBLE RECOVERIES**

Rank	Player, Team	Ret	Yards	Avg	Long	TD
1t)	Alonso, Mia.	2	2	1.0	2	0
1t)	P. Brown, Buf.	2	0	0.0	0	0
1t)	D. Jackson, Ind.	2	0	0.0	0	0
1t)	Nelson, Oak.	2	0	0.0	0	0
5t)	Reid, S.D.	1	61	61.0	61t	1
5t)	Johnson, Hou.	1	53	53.0	53	0
5t)	A. Williams, Buf.	1	53	53.0	53t	1
5t)	Robey, Buf.	1	36	36.0	36t	1
5t)	D. Harris, K.C.	1	27	27.0	27t	1
5t)	Golden, Pit.	1	21	21.0	21	0
5t)	Ray, Den.	1	15	15.0	15t	1
5t)	Rey, Cin.	1	10	10.0	10	0
5t)	Mercilus, Hou.	1	5	5.0	5	0
5t)	Winn, Den.	1	4	4.0	4	0
5t)	Heyward, Pit.	1	1	1.0	1	0
5t)	Adams, Ind.	1	0	0.0	0	0
5t)	Autry, Oak.	1	0	0.0	0	0
5t)	Cockrell, Pit.	1	0	0.0	0	0
5t)	Cyprien, Jac.	1	0	0.0	0	0
5t)	Dansby, Cin.	1	0	0.0	0	0
5t)	Flowers, N.E.	1	0	0.0	0	0
5t)	Graham, Buf.	1	0	0.0	0	0
5t)	Harmon, N.E.	1	0	0.0	0	0
5t)	J. Jones, Mia.	1	0	0.0	0	0
5t)	*Joseph, Oak.	1	0	0.0	0	0
5t)	Keo, Den.	1	0	0.0	0	0
5t)	Langford, Ind.	1	0	0.0	0	0
5t)	Lemonier, Cle.	1	0	0.0	0	0
5t)	Liuget, S.D.	1	0	0.0	0	0
5t)	Long, N.E.	1	0	0.0	0	0
5t)	*Murray, K.C.	1	0	0.0	0	0
5t)	Orr, Bal.	1	0	0.0	0	0
5t)	Peko, Cin.	1	0	0.0	0	0
5t)	Richards, N.E.	1	0	0.0	0	0
5t)	Richardson, NY-J	1	0	0.0	0	0
5t)	D. Robinson, Jac.	1	0	0.0	0	0
5t)	*Ward, Oak.	1	0	0.0	0	0
5t)	Ward, Den.	1	0	0.0	0	0
5t)	Watt, Hou.	1	0	0.0	0	0
5t)	*Young, Bal.	1	0	0.0	0	0

WEEK 5 / THROUGH MONDAY, OCTOBER 10, 2016**NFC / LEADING PASSERS**

Player, Team	Att	Comp	Pct		Avg		Pct			Pct Rating	
			Comp	Yds	Gain	TD	TD	Long	Int	Int	Points
Ryan, Atl.	168	116	69.0	1740	10.36	12	7.1	75t	2	1.2	121.6
Bradford, Min.	125	88	70.4	990	7.92	6	4.8	46	0	0.0	109.8
Hoyer, Chi.	140	100	71.4	1094	7.81	6	4.3	64	0	0.0	108.5
*Wentz, Phi.	135	91	67.4	1007	7.46	7	5.2	73t	1	0.7	103.5
*Prescott, Dal.	155	107	69.0	1239	7.99	4	2.6	47	0	0.0	101.5
Stafford, Det.	181	123	68.0	1378	7.61	10	5.5	73t	4	2.2	99.6
Wilson, Sea.	133	87	65.4	1064	8.00	5	3.8	59	1	0.8	99.3
Brees, N.O.	176	116	65.9	1269	7.21	10	5.7	98t	3	1.7	98.9
Cousins, Was.	192	129	67.2	1432	7.46	7	3.6	57	5	2.6	90.5
A. Rodgers, G.B.	139	78	56.1	876	6.30	9	6.5	49	3	2.2	87.7
Manning, NY-G	187	119	63.6	1385	7.41	5	2.7	67	4	2.1	86.0
Palmer, Ariz	153	90	58.8	1150	7.52	6	3.9	58	5	3.3	81.9
Newton, Car.	133	77	57.9	974	7.32	6	4.5	78t	5	3.8	80.2
Winston, T.B.	207	121	58.5	1327	6.41	9	4.3	45t	8	3.9	75.9
Keenum, L.A.	152	88	57.9	1096	7.21	4	2.6	65t	5	3.3	75.4
Gabbert, S.F.	150	87	58.0	890	5.93	5	3.3	75t	6	4.0	69.6

NFC / LEADING PASSERS, RANKS

Player, Team	Att	Comp	Pct		Avg		Pct			Pct Rating	
			Comp	Yds	Gain	TD	TD	Long	Int	Int	Points
Ryan, Atl.	6	5t	3	1	1	1	1		6	6	1
Bradford, Min.	16	11t	2	13	4	8t	6		1t	1t	2
Hoyer, Chi.	11	8	1	10	5	8t	9		1t	1t	3
*Wentz, Phi.	13	9	6	12	8	6t	5		4t	4	4
*Prescott, Dal.	7	7	4	7	3	15t	16		1t	1t	5
Stafford, Det.	4	2	5	4	6	2t	4		9t	10	6
Wilson, Sea.	14t	13t	9	11	2	12t	11		4t	5	7
Brees, N.O.	5	5t	8	6	13	2t	3		7t	7	8
Cousins, Was.	2	1	7	2	9	6t	12		11t	11	9
A. Rodgers, G.B.	12	15	16	16	15	4t	2		7t	9	10
Manning, NY-G	3	4	10	3	10	12t	14		9t	8	11
Palmer, Ariz	8	10	11	8	7	8t	10		11t	12	12
Newton, Car.	14t	16	14t	14	11	8t	7		11t	14	13
Winston, T.B.	1	3	12	5	14	4t	8		16	15	14
Keenum, L.A.	9	11t	14t	9	12	15t	15		11t	13	15
Gabbert, S.F.	10	13t	13	15	16	12t	13		15	16	16

WEEK 5 / THROUGH MONDAY, OCTOBER 10, 2016**NFC / FOURTH-QUARTER PASSING LEADERS**

Rank	Player, Team	Att	Comp	Comp%	Yards	YPA	TD	TD%	Int	Int%	Rating
1)	Bradford, Min.	21	16	76.2	191	9.10	1	4.8	0	0.0	119.3
2)	Ryan, Atl.	31	18	58.1	323	10.42	2	6.5	0	0.0	115.4
3)	Wilson, Sea.	34	21	61.8	263	7.74	2	5.9	0	0.0	105.4
4)	Hoyer, Chi.	56	38	67.9	447	7.98	2	3.6	0	0.0	103.8
5)	Brees, N.O.	53	33	62.3	385	7.26	4	7.5	2	3.8	93.7
6)	*Prescott, Dal.	37	23	62.2	273	7.38	1	2.7	0	0.0	93.6
7)	Stafford, Det.	47	34	72.3	382	8.13	2	4.3	2	4.3	92.7
8)	Manning, NY-G	64	41	64.1	502	7.84	2	3.1	2	3.1	85.5
9)	Anderson, Car.	27	20	74.1	216	8.00	2	7.4	3	11.1	82.3
10)	Keenum, L.A.	42	23	54.8	263	6.26	2	4.8	1	2.4	79.8
11)	Newton, Car.	40	23	57.5	298	7.45	2	5.0	2	5.0	76.9
12)	Cousins, Was.	47	30	63.8	353	7.51	1	2.1	2	4.3	75.9
13)	Winston, T.B.	72	39	54.2	403	5.60	2	2.8	1	1.4	74.0
14)	A. Rodgers, G.B.	30	16	53.3	199	6.63	0	0.0	1	3.3	60.3
15)	*Wentz, Phi.	22	14	63.6	117	5.32	0	0.0	1	4.5	58.3
16)	Gabbert, S.F.	47	26	55.3	316	6.72	2	4.3	4	8.5	54.9
17)	Palmer, Ariz	39	24	61.5	288	7.38	1	2.6	4	10.3	53.1
18)	Stanton, Ariz	19	7	36.8	73	3.84	0	0.0	2	10.5	9.2

NFC / THIRD-DOWN PASSING LEADERS

Rank	Player, Team	Att	Comp	Comp%	Yards	YPA	TD	TD%	Int	Int%	Rating
1)	Ryan, Atl.	40	28	70.0	337	8.43	2	5.0	0	0.0	112.2
2)	*Prescott, Dal.	44	33	75.0	372	8.45	1	2.3	0	0.0	107.4
3)	Bradford, Min.	41	29	70.7	285	6.95	2	4.9	0	0.0	106.3
4)	*Wentz, Phi.	32	19	59.4	288	9.00	1	3.1	0	0.0	99.5
5)	Hoyer, Chi.	30	19	63.3	202	6.73	1	3.3	0	0.0	94.0
6)	Keenum, L.A.	48	26	54.2	390	8.13	3	6.3	1	2.1	93.2
7)	Brees, N.O.	41	27	65.9	272	6.63	1	2.4	0	0.0	92.7
8)	A. Rodgers, G.B.	43	25	58.1	354	8.23	4	9.3	3	7.0	86.8
9)	Manning, NY-G	48	26	54.2	349	7.27	2	4.2	1	2.1	82.7
10)	Stafford, Det.	45	30	66.7	364	8.09	1	2.2	2	4.4	80.2
11)	Palmer, Ariz	37	22	59.5	271	7.32	1	2.7	1	2.7	79.9
12)	Cousins, Was.	47	29	61.7	321	6.83	2	4.3	2	4.3	78.4
13)	Newton, Car.	41	23	56.1	328	8.00	1	2.4	2	4.9	70.0
14)	Winston, T.B.	52	28	53.8	323	6.21	2	3.8	2	3.8	69.6
15)	Gabbert, S.F.	47	25	53.2	168	3.57	3	6.4	2	4.3	64.8
16)	Wilson, Sea.	33	16	48.5	227	6.88	0	0.0	1	3.0	58.5

WEEK 5 / THROUGH MONDAY, OCTOBER 10, 2016**NFC / LEADING RUSHERS**

Rank	Player, Team	Att	Yards	Avg	Long	TD
1)	*Elliott, Dal.	109	546	5.0	60t	5
2)	D. Johnson, Ariz	91	457	5.0	45	5
3)	Freeman, Atl.	78	410	5.3	48	2
4)	Hyde, S.F.	95	377	4.0	34	6
5)	Jones, Was.	73	298	4.1	25	2
6)	*Howard, Chi.	51	296	5.8	57	0
7)	Lacy, G.B.	54	295	5.5	31	0
8)	Michael, Sea.	63	290	4.6	41t	2
9)	Gurley, L.A.	105	288	2.7	16	3
10)	Ingram, N.O.	54	221	4.1	17	1
11)	Whittaker, Car.	32	186	5.8	25	0
12)	McKinnon, Min.	57	174	3.1	25	1
13)	Gabbert, S.F. (QB)	39	172	4.4	24	2
14)	Riddick, Det.	50	171	3.4	21t	1
15)	Rodgers, T.B.	43	170	4.0	24	0
16)	Coleman, Atl.	46	160	3.5	16	4
17t)	Newton, Car. (QB)	29	147	5.1	21	2
17t)	Vereen, NY-G	31	147	4.7	25	1
19)	Mathews, Phi.	44	146	3.3	30	3
20)	Artis-Payne, Car.	36	144	4.0	14	2
21)	A. Morris, Dal.	30	128	4.3	17	2
22t)	Langford, Chi.	31	116	3.7	23	2
22t)	Sims, T.B.	41	116	2.8	23	1
24)	Darkwa, NY-G	30	111	3.7	17	2
25)	Asiata, Min.	36	103	2.9	12	2
26)	Jennings, NY-G	31	102	3.3	17	0
27)	Abdullah, Det.	18	101	5.6	24	0
28t)	*Smallwood, Phi.	20	96	4.8	14	1
28t)	Sproles, Phi.	24	96	4.0	15	0
30)	C. Johnson, Ariz	25	95	3.8	18	1
31)	Barner, Phi.	14	86	6.1	19	1
32)	Martin, T.B.	25	85	3.4	17	0
33)	C. Thompson, Was.	17	83	4.9	20	1
34)	A. Rodgers, G.B. (QB)	17	82	4.8	14	2
35)	Stafford, Det. (QB)	14	80	5.7	24	0
36)	*D. Washington, Det.	18	76	4.2	28	1
37)	Stewart, Car.	20	73	3.7	11	0
38)	*Prescott, Dal. (QB)	19	61	3.2	17	3
39)	Draughn, S.F.	25	53	2.1	18	1
40t)	Austin, L.A. (WR)	9	50	5.6	14	0
40t)	Peterson, Min.	31	50	1.6	9	0
40t)	Ryan, Atl. (QB)	15	50	3.3	18	0
40t)	Winston, T.B. (QB)	20	50	2.5	10	1
44)	Hightower, N.O.	14	48	3.4	11	0
45)	Rainey, NY-G	9	44	4.9	14	0
46)	Starks, G.B.	24	42	1.8	10	0
47)	Tolbert, Car.	15	39	2.6	6	0
48)	*Wentz, Phi. (QB)	11	35	3.2	10	0
49)	Cunningham, L.A.	4	32	8.0	22	0
50t)	Ginn, Car. (WR)	4	30	7.5	20	0
50t)	Keenum, L.A. (QB)	11	30	2.7	13	0

WEEK 5 / THROUGH MONDAY, OCTOBER 10, 2016**NFC / THIRD-AND-ONE RUSHING LEADERS**

Rank	Player, Team	Att	FD	Pct
1t)	Hyde, S.F.	3	3	100.0
1t)	Jones, Was.	3	3	100.0
1t)	Gabbert, S.F.	2	2	100.0
1t)	Kuhn, N.O.	2	2	100.0
1t)	Mathews, Phi.	2	2	100.0
1t)	Peterson, Min.	2	2	100.0
1t)	Ripkowski, G.B.	2	2	100.0
1t)	K. Smith, Dal.	2	2	100.0
1t)	Brees, N.O.	1	1	100.0
1t)	Hightower, N.O.	1	1	100.0
1t)	A. Rodgers, G.B.	1	1	100.0
1t)	Wilson, Sea.	1	1	100.0
13t)	*Elliott, Dal.	5	4	80.0
13t)	D. Johnson, Ariz	5	4	80.0
15)	Newton, Car.	4	3	75.0
16t)	Asiata, Min.	3	2	66.7
16t)	Coleman, Atl.	3	2	66.7
16t)	Michael, Sea.	3	2	66.7
19)	Gurley, L.A.	5	3	60.0
20)	Rawls, Sea.	2	1	50.0

WEEK 5 / THROUGH MONDAY, OCTOBER 10, 2016**NFC / LEADERS IN RECEPTIONS**

Rank	Player, Team	Rec	Yards	Avg	Long	TD
1t)	Olsen, Car. (TE)	33	516	15.6	78t	2
1t)	Reed, Was. (TE)	33	316	9.6	26	2
3)	Evans, T.B.	32	449	14.0	45t	4
4)	Fitzgerald, Ariz	31	361	11.6	29t	5
5t)	M. Jones, Det.	27	519	19.2	73t	3
5t)	Beckham, NY-G	27	359	13.3	45	1
5t)	Beasley, Dal.	27	332	12.3	47	1
8t)	Kerley, S.F.	26	304	11.7	33t	2
8t)	Riddick, Det. (RB)	26	190	7.3	19	3
10t)	Diggs, Min.	25	372	14.9	46	1
10t)	Royal, Chi.	25	284	11.4	64	2
10t)	Miller, Chi. (TE)	25	229	9.2	26	3
13t)	J. Jones, Atl.	24	517	21.5	75t	3
13t)	Baldwin, Sea.	24	330	13.8	59	2
13t)	Witten, Dal. (TE)	24	232	9.7	31	0
16t)	Britt, L.A.	23	356	15.5	36	0
16t)	Austin, L.A.	23	218	9.5	43t	1
18t)	Jeffery, Chi.	22	394	17.9	54	0
18t)	*Shepard, NY-G	22	277	12.6	32	2
18t)	Garcon, Was.	22	230	10.5	23	1
21t)	Benjamin, Car.	21	308	14.7	25	4
21t)	Nelson, G.B.	21	244	11.6	49	5
21t)	Cobb, G.B.	21	240	11.4	33	0
21t)	Rudolph, Min. (TE)	21	236	11.2	21	3
21t)	Crowder, Was.	21	231	11.0	55t	2
21t)	*Thomas, N.O.	21	229	10.9	25	2
21t)	Boldin, Det.	21	184	8.8	24t	2
28t)	Thielen, Min.	20	272	13.6	36t	1
28t)	Humphries, T.B.	20	216	10.8	31	0
30t)	Matthews, Phi.	19	269	14.2	32	2
30t)	Jo. Brown, Ariz	19	247	13.0	29	0
30t)	White, Chi.	19	187	9.8	32	0
30t)	Whittaker, Car. (RB)	19	164	8.6	24	0
34t)	D. Jackson, Was.	18	278	15.4	44t	1
34t)	Cooks, N.O.	18	255	14.2	98t	2
34t)	Ebron, Det. (TE)	18	210	11.7	29	1
37t)	Coleman, Atl. (RB)	17	313	18.4	49	1
37t)	D. Johnson, Ariz (RB)	17	238	14.0	58	0
37t)	Brate, T.B. (TE)	17	197	11.6	38	2
37t)	Tamme, Atl. (TE)	17	158	9.3	19	2
37t)	Tate, Det.	17	134	7.9	27	0
42t)	Graham, Sea. (TE)	16	266	16.6	40	1
42t)	Cruz, NY-G	16	245	15.3	40	1
42t)	Williams, Dal.	16	236	14.8	47	1
42t)	Sanu, Atl.	16	195	12.2	59	1
42t)	Ingram, N.O. (RB)	16	125	7.8	20	1
47t)	Snead, N.O.	15	249	16.6	49	2
47t)	Meredith, Chi.	15	182	12.1	30	1
47t)	Jackson, T.B.	15	173	11.5	18	0
47t)	Brown, Car.	15	144	9.6	27	1

WEEK 5 / THROUGH MONDAY, OCTOBER 10, 2016**NFC / RECEIVING YARDAGE LEADERS**

Rank	Player, Team	Yards	Rec	Avg	Long	TD
1)	M. Jones, Det.	519	27	19.2	73t	3
2)	J. Jones, Atl.	517	24	21.5	75t	3
3)	Olsen, Car. (TE)	516	33	15.6	78t	2
4)	Evans, T.B.	449	32	14.0	45t	4
5)	Jeffery, Chi.	394	22	17.9	54	0
6)	Diggs, Min.	372	25	14.9	46	1
7)	Fitzgerald, Ariz	361	31	11.6	29t	5
8)	Beckham, NY-G	359	27	13.3	45	1
9)	Britt, L.A.	356	23	15.5	36	0
10)	Beasley, Dal.	332	27	12.3	47	1
11)	Baldwin, Sea.	330	24	13.8	59	2
12)	Reed, Was. (TE)	316	33	9.6	26	2
13)	Coleman, Atl. (RB)	313	17	18.4	49	1
14)	Benjamin, Car.	308	21	14.7	25	4
15)	Kerley, S.F.	304	26	11.7	33t	2
16)	Royal, Chi.	284	25	11.4	64	2
17)	D. Jackson, Was.	278	18	15.4	44t	1
18)	*Shepard, NY-G	277	22	12.6	32	2
19)	Thielen, Min.	272	20	13.6	36t	1
20)	Matthews, Phi.	269	19	14.2	32	2
21)	Graham, Sea. (TE)	266	16	16.6	40	1
22)	Cooks, N.O.	255	18	14.2	98t	2
23)	Snead, N.O.	249	15	16.6	49	2
24)	Jo. Brown, Ariz	247	19	13.0	29	0
25)	Cruz, NY-G	245	16	15.3	40	1
26)	Nelson, G.B.	244	21	11.6	49	5
27)	Cobb, G.B.	240	21	11.4	33	0
28)	D. Johnson, Ariz (RB)	238	17	14.0	58	0
29t)	Rudolph, Min. (TE)	236	21	11.2	21	3
29t)	Williams, Dal.	236	16	14.8	47	1
31)	Witten, Dal. (TE)	232	24	9.7	31	0
32)	Crowder, Was.	231	21	11.0	55t	2
33)	Garcon, Was.	230	22	10.5	23	1
34t)	Miller, Chi. (TE)	229	25	9.2	26	3
34t)	*Thomas, N.O.	229	21	10.9	25	2
36)	Austin, L.A.	218	23	9.5	43t	1
37)	Humphries, T.B.	216	20	10.8	31	0
38)	Ebron, Det. (TE)	210	18	11.7	29	1
39)	Quick, L.A.	204	11	18.5	65t	3
40)	Brate, T.B. (TE)	197	17	11.6	38	2
41)	Sanu, Atl.	195	16	12.2	59	1
42)	Riddick, Det. (RB)	190	26	7.3	19	3
43)	White, Chi.	187	19	9.8	32	0
44t)	Adams, G.B.	184	13	14.2	29t	3
44t)	Boldin, Det.	184	21	8.8	24t	2
46)	Sproles, Phi. (RB)	183	14	13.1	73t	1
47)	Meredith, Chi.	182	15	12.1	30	1
48)	Jackson, T.B.	173	15	11.5	18	0
49)	Floyd, Ariz	170	12	14.2	39	2
50)	Whittaker, Car. (RB)	164	19	8.6	24	0

WEEK 5 / THROUGH MONDAY, OCTOBER 10, 2016**NFC / THIRD-DOWN RECEIVING LEADERS**

Rank	Player, Team	Rec	Yards	Avg	Long	TD
1)	Reed, Was. (TE)	13	146	11.2	26	1
2t)	Royal, Chi.	12	170	14.2	64	0
2t)	Beasley, Dal.	12	126	10.5	29	0
4)	Rudolph, Min. (TE)	11	98	8.9	18	2
5)	Cobb, G.B.	10	129	12.9	32	0
6t)	*Shepard, NY-G	8	117	14.6	32	1
6t)	Olsen, Car. (TE)	8	111	13.9	34	1
6t)	Thielen, Min.	8	105	13.1	21	0
6t)	Sanu, Atl.	8	93	11.6	22	0
6t)	Fitzgerald, Ariz	8	81	10.1	15	0
11t)	Benjamin, Car.	7	132	18.9	25	0
11t)	Baldwin, Sea.	7	116	16.6	59	1
11t)	Diggs, Min.	7	99	14.1	33	0
11t)	Kerley, S.F.	7	71	10.1	33t	2
11t)	Boldin, Det.	7	59	8.4	20	0
16t)	Cruz, NY-G	6	120	20.0	40	1
16t)	Nelson, G.B.	6	100	16.7	39	2
16t)	Ebron, Det. (TE)	6	89	14.8	29	1
16t)	Britt, L.A.	6	86	14.3	34	0
16t)	Evans, T.B.	6	80	13.3	19t	1
16t)	Brate, T.B. (TE)	6	75	12.5	20	1
16t)	Austin, L.A.	6	71	11.8	43t	1
16t)	Witten, Dal. (TE)	6	65	10.8	31	0
16t)	Tamme, Atl. (TE)	6	28	4.7	12	1
25t)	M. Jones, Det.	5	102	20.4	47	0
25t)	Sproles, Phi. (RB)	5	93	18.6	73t	1
25t)	Matthews, Phi.	5	76	15.2	22	0
25t)	Crowder, Was.	5	75	15.0	55t	1
25t)	Jackson, T.B.	5	75	15.0	18	0
25t)	Gurley, L.A. (RB)	5	70	14.0	33	0
25t)	Humphries, T.B.	5	64	12.8	29	0
25t)	*Thomas, N.O.	5	64	12.8	25	0
25t)	Asiata, Min. (RB)	5	63	12.6	23	0
25t)	Williams, Dal.	5	63	12.6	17	0
25t)	Brown, Car.	5	61	12.2	27	0
25t)	D. Johnson, Ariz (RB)	5	58	11.6	24	0
25t)	C. Thompson, Was. (RB)	5	58	11.6	38	0
25t)	Riddick, Det. (RB)	5	47	9.4	12	0
25t)	Tate, Det.	5	46	9.2	27	0
40t)	Quick, L.A.	4	124	31.0	65t	2
40t)	Bryant, Dal.	4	68	17.0	18	1
40t)	Beckham, NY-G	4	56	14.0	26	0
40t)	Snead, N.O.	4	54	13.5	23	0
40t)	White, Chi.	4	35	8.8	19	0
40t)	Patton, S.F.	4	32	8.0	13	0
40t)	Garcon, Was.	4	31	7.8	11	0
40t)	Fells, Ariz (TE)	4	30	7.5	11	0
48t)	J. Jones, Atl.	3	90	30.0	53	0
48t)	Graham, Sea. (TE)	3	71	23.7	40	0
48t)	Ja. Brown, Ariz	3	68	22.7	27	0
48t)	Adams, G.B.	3	53	17.7	29t	2
48t)	Coleman, Atl. (RB)	3	52	17.3	47	0
48t)	Whittaker, Car. (RB)	3	50	16.7	22	0
48t)	Fleener, N.O. (TE)	3	49	16.3	32	0
48t)	Burton, Phi. (TE)	3	38	12.7	16	0
48t)	Dunbar, Dal. (RB)	3	31	10.3	16	0
48t)	Rainey, NY-G (RB)	3	25	8.3	9	0
48t)	Starks, G.B. (RB)	3	25	8.3	9	0
48t)	Cunningham, L.A. (RB)	3	24	8.0	10	0
48t)	Cooks, N.O.	3	22	7.3	15	0
48t)	Cadet, N.O. (RB)	3	20	6.7	10	0
48t)	Miller, Chi. (TE)	3	19	6.3	8	1
48t)	*Lewis, N.O.	3	17	5.7	10	0
48t)	Draughn, S.F. (RB)	3	12	4.0	7	0
48t)	Hyde, S.F. (RB)	3	5	1.7	5	0

WEEK 5 / THROUGH MONDAY, OCTOBER 10, 2016

NFC / LEADING SCORERS, NONKICKERS

Rank	Player, Team	TD	Rush	Rec	Ret	X2	Pts
1)	Hyde, S.F. (RB)	6	6	0	0	1	38
2t)	Coleman, Atl. (RB)	5	4	1	0	0	30
2t)	*Elliott, Dal. (RB)	5	5	0	0	0	30
2t)	Fitzgerald, Ariz (WR)	5	0	5	0	0	30
2t)	D. Johnson, Ariz (RB)	5	5	0	0	0	30
2t)	Nelson, G.B. (WR)	5	0	5	0	0	30
7t)	Benjamin, Car. (WR)	4	0	4	0	0	24
7t)	Evans, T.B. (WR)	4	0	4	0	0	24
7t)	Kuhn, N.O. (RB)	4	3	1	0	0	24
7t)	Mathews, Phi. (RB)	4	3	1	0	0	24
7t)	Riddick, Det. (RB)	4	1	3	0	0	24
12t)	Adams, G.B. (WR)	3	0	3	0	0	18
12t)	Crowder, Was. (WR)	3	0	2	1	0	18
12t)	Freeman, Atl. (RB)	3	2	1	0	0	18
12t)	Gurley, L.A. (RB)	3	3	0	0	0	18
12t)	M. Jones, Det. (WR)	3	0	3	0	0	18
12t)	J. Jones, Atl. (WR)	3	0	3	0	0	18
12t)	Michael, Sea. (RB)	3	2	1	0	0	18
12t)	Miller, Chi. (TE)	3	0	3	0	0	18
12t)	*Prescott, Dal. (QB)	3	3	0	0	0	18
12t)	Quick, L.A. (WR)	3	0	3	0	0	18
12t)	Royal, Chi. (WR)	3	0	2	1	0	18
12t)	Rudolph, Min. (TE)	3	0	3	0	0	18
24t)	Ingram, N.O. (RB)	2	1	1	0	1	14
24t)	Newton, Car. (QB)	2	2	0	0	1	14
24t)	Olsen, Car. (TE)	2	0	2	0	1	14
27t)	Artis-Payne, Car. (RB)	2	2	0	0	0	12
27t)	Asiata, Min. (RB)	2	2	0	0	0	12
27t)	Baldwin, Sea. (WR)	2	0	2	0	0	12
27t)	Boldin, Det. (WR)	2	0	2	0	0	12
27t)	Brate, T.B. (TE)	2	0	2	0	0	12
27t)	Cooks, N.O. (WR)	2	0	2	0	0	12
27t)	Darkwa, NY-G (RB)	2	2	0	0	0	12
27t)	Floyd, Ariz (WR)	2	0	2	0	0	12
27t)	Gabbert, S.F. (QB)	2	2	0	0	0	12
27t)	Hardy, Atl. (WR)	2	0	2	0	0	12
27t)	Jones, Was. (RB)	2	2	0	0	0	12
27t)	Kerley, S.F. (WR)	2	0	2	0	0	12
27t)	Langford, Chi. (RB)	2	2	0	0	0	12
27t)	Matthews, Phi. (WR)	2	0	2	0	0	12
27t)	McDonald, S.F. (TE)	2	0	2	0	0	12
27t)	A. Morris, Dal. (RB)	2	2	0	0	0	12
27t)	Reed, Was. (TE)	2	0	2	0	0	12
27t)	A. Rodgers, G.B. (QB)	2	2	0	0	0	12
27t)	*Shepard, NY-G (WR)	2	0	2	0	0	12
27t)	Sherels, Min. (DB)	2	0	0	2	0	12
27t)	Sims, T.B. (RB)	2	1	1	0	0	12
27t)	Snead, N.O. (WR)	2	0	2	0	0	12
27t)	Tamme, Atl. (TE)	2	0	2	0	0	12
27t)	*Thomas, N.O. (WR)	2	0	2	0	0	12
27t)	C. Thompson, Was. (RB)	2	1	1	0	0	12

WEEK 5 / THROUGH MONDAY, OCTOBER 10, 2016**NFC / LEADING SCORERS, KICKERS**

Rank	Player, Team	PAT	FG	Pct	Long	Pts
1)	Bryant, Atl.	18/18	11/11	1.000	53	51
2)	Hopkins, Was.	10/11	13/14	.929	49	49
3)	Sturgis, Phi.	11/12	10/11	.909	53	41
4)	Bailey, Dal.	15/15	8/10	.800	56	39
5)	Walsh, Min.	10/12	9/12	.750	50	37
6t)	Gano, Car.	11/12	8/11	.727	54	35
6t)	Prater, Det.	11/12	8/ 9	.889	50	35
8)	Zuerlein, L.A.	7/ 7	9/ 9	1.000	54	34
9)	Brown, NY-G	6/ 6	9/10	.900	48	33
10)	Crosby, G.B.	11/11	7/ 7	1.000	46	32
11t)	Catanzaro, Ariz	13/14	6/ 7	.857	60	31
11t)	Hauschka, Sea.	7/ 8	8/ 8	1.000	53	31
13)	*Lutz, N.O.	13/13	5/ 8	.625	57	28
14t)	Barth, Chi.	10/10	5/ 8	.625	49	25
14t)	Dawson, S.F.	13/13	4/ 5	.800	39	25
16)	*Aguayo, T.B.	8/ 9	4/ 8	.500	43	20
17)	Bullock, NY-G	2/ 3	0/ 0	---	--	2

NFC / TOUCHBACKS ON KICKOFFS

Rank	Player, Team	TB
1)	Bosher, Atl.	27
2)	Hopkins, Was.	23
3)	Gano, Car.	19
4)	Catanzaro, Ariz	18
5t)	Bailey, Dal.	17
5t)	Martin, Det.	17
7t)	Sturgis, Phi.	15
7t)	Zuerlein, L.A.	15
9t)	*Aguayo, T.B.	14
9t)	Hauschka, Sea.	14
9t)	*Lutz, N.O.	14
12)	Walsh, Min.	13
13)	Brown, NY-G	10
14)	Crosby, G.B.	9
15)	Barth, Chi.	7
16)	Pinion, S.F.	6
17t)	Bullock, NY-G	3
17t)	Dawson, S.F.	3

WEEK 5 / THROUGH MONDAY, OCTOBER 10, 2016

NFC / MOST YARDS FROM SCRIMMAGE

Rank	Player, Team	Total			Rushing			Receiving		
		Yards	Att+Rec	Avg	Yards	Att	Avg	Yards	Rec	Avg
1)	D. Johnson, Ariz (RB)	695	108	6.4	457	91	5.0	238	17	14.0
2)	*Elliott, Dal. (RB)	627	118	5.3	546	109	5.0	81	9	9.0
3)	Freeman, Atl. (RB)	527	92	5.7	410	78	5.3	117	14	8.4
4)	M. Jones, Det. (WR)	519	27	19.2	0	0	---	519	27	19.2
5)	J. Jones, Atl. (WR)	517	24	21.5	0	0	---	517	24	21.5
6)	Olsen, Car. (TE)	516	33	15.6	0	0	---	516	33	15.6
7)	Coleman, Atl. (RB)	473	63	7.5	160	46	3.5	313	17	18.4
8)	Evans, T.B. (WR)	449	32	14.0	0	0	---	449	32	14.0
9)	Hyde, S.F. (RB)	443	108	4.1	377	95	4.0	66	13	5.1
10)	*Howard, Chi. (RB)	418	63	6.6	296	51	5.8	122	12	10.2
11)	Jeffery, Chi. (WR)	394	22	17.9	0	0	---	394	22	17.9
12)	Gurley, L.A. (RB)	382	116	3.3	288	105	2.7	94	11	8.5
13)	Jones, Was. (RB)	371	81	4.6	298	73	4.1	73	8	9.1
14)	Diggs, Min. (WR)	370	27	13.7	-2	2	-1.0	372	25	14.9
15)	Fitzgerald, Ariz (WR)	366	33	11.1	5	2	2.5	361	31	11.6
16)	Riddick, Det. (RB)	361	76	4.8	171	50	3.4	190	26	7.3
17)	Beckham, NY-G (WR)	359	27	13.3	0	0	---	359	27	13.3
18)	Michael, Sea. (RB)	358	75	4.8	290	63	4.6	68	12	5.7
19)	Britt, L.A. (WR)	356	23	15.5	0	0	---	356	23	15.5
20)	Whittaker, Car. (RB)	350	51	6.9	186	32	5.8	164	19	8.6
21)	Ingram, N.O. (RB)	346	70	4.9	221	54	4.1	125	16	7.8
22)	Beasley, Dal. (WR)	339	28	12.1	7	1	7.0	332	27	12.3
23)	Baldwin, Sea. (WR)	326	25	13.0	-4	1	-4.0	330	24	13.8
24)	Lacy, G.B. (RB)	317	57	5.6	295	54	5.5	22	3	7.3
25)	Reed, Was. (TE)	316	33	9.6	0	0	---	316	33	9.6
26)	Benjamin, Car. (WR)	308	21	14.7	0	0	---	308	21	14.7
27)	Kerley, S.F. (WR)	304	26	11.7	0	0	---	304	26	11.7
28)	Royal, Chi. (WR)	284	25	11.4	0	0	---	284	25	11.4
29)	Sproles, Phi. (RB)	279	38	7.3	96	24	4.0	183	14	13.1
30)	D. Jackson, Was. (WR)	278	18	15.4	0	0	---	278	18	15.4
31)	*Shepard, NY-G (WR)	277	22	12.6	0	0	---	277	22	12.6
32t)	Cooks, N.O. (WR)	272	20	13.6	17	2	8.5	255	18	14.2
32t)	Thielen, Min. (WR)	272	20	13.6	0	0	---	272	20	13.6
34)	Matthews, Phi. (WR)	269	19	14.2	0	0	---	269	19	14.2
35)	Austin, L.A. (WR)	268	32	8.4	50	9	5.6	218	23	9.5
36)	Graham, Sea. (TE)	266	16	16.6	0	0	---	266	16	16.6
37)	Cobb, G.B. (WR)	252	26	9.7	12	5	2.4	240	21	11.4
38)	Snead, N.O. (WR)	249	15	16.6	0	0	---	249	15	16.6
39)	Jo. Brown, Ariz (WR)	247	19	13.0	0	0	---	247	19	13.0
40)	Cruz, NY-G (WR)	245	16	15.3	0	0	---	245	16	15.3
41)	Nelson, G.B. (WR)	244	21	11.6	0	0	---	244	21	11.6
42t)	Rudolph, Min. (TE)	236	21	11.2	0	0	---	236	21	11.2
42t)	Williams, Dal. (WR)	236	16	14.8	0	0	---	236	16	14.8
44)	Witten, Dal. (TE)	232	24	9.7	0	0	---	232	24	9.7
45)	Crowder, Was. (WR)	231	21	11.0	0	0	---	231	21	11.0
46)	Garcon, Was. (WR)	230	22	10.5	0	0	---	230	22	10.5
47t)	Miller, Chi. (TE)	229	25	9.2	0	0	---	229	25	9.2
47t)	*Thomas, N.O. (WR)	229	21	10.9	0	0	---	229	21	10.9
49)	Sims, T.B. (RB)	228	55	4.1	116	41	2.8	112	14	8.0
50)	Humphries, T.B. (WR)	223	21	10.6	7	1	7.0	216	20	10.8

WEEK 5 / THROUGH MONDAY, OCTOBER 10, 2016**NFC / LEADERS IN FIRST DOWNS**

Rank	Player, Team	Rush	Rec	Tot
1)	*Elliott, Dal. (RB)	31	1	32
2)	D. Johnson, Ariz (RB)	23	8	31
3)	Evans, T.B. (WR)	0	26	26
4)	Freeman, Atl. (RB)	21	4	25
5t)	Fitzgerald, Ariz (WR)	0	24	24
5t)	Olsen, Car. (TE)	0	24	24
7t)	Gurley, L.A. (RB)	18	4	22
7t)	Jones, Was. (RB)	18	4	22
9t)	*Howard, Chi. (RB)	17	4	21
9t)	Hyde, S.F. (RB)	18	3	21
11)	Coleman, Atl. (RB)	10	10	20
12t)	Beckham, NY-G (WR)	0	19	19
12t)	M. Jones, Det. (WR)	0	19	19
12t)	Kerley, S.F. (WR)	0	19	19
12t)	Riddick, Det. (RB)	11	8	19
16t)	Beasley, Dal. (WR)	0	18	18
16t)	Benjamin, Car. (WR)	0	18	18
16t)	Britt, L.A. (WR)	0	18	18
16t)	Diggs, Min. (WR)	0	18	18
16t)	Jeffery, Chi. (WR)	0	18	18
16t)	Reed, Was. (TE)	0	18	18
22t)	Baldwin, Sea. (WR)	0	17	17
22t)	Ingram, N.O. (RB)	10	7	17
22t)	J. Jones, Atl. (WR)	0	17	17
22t)	Rudolph, Min. (TE)	0	17	17
26t)	Michael, Sea. (RB)	14	2	16
26t)	Whittaker, Car. (RB)	8	8	16
28t)	Boldin, Det. (WR)	0	15	15
28t)	Gabbert, S.F. (QB)	15	0	15
30t)	Cobb, G.B. (WR)	2	12	14
30t)	Garcon, Was. (WR)	0	14	14
30t)	Nelson, G.B. (WR)	0	14	14
30t)	*Shepard, NY-G (WR)	0	14	14
34t)	Lacy, G.B. (RB)	12	1	13
34t)	Matthews, Phi. (WR)	0	13	13
34t)	Miller, Chi. (TE)	0	13	13
34t)	Rodgers, T.B. (RB)	12	1	13
34t)	Royal, Chi. (WR)	0	13	13
34t)	Snead, N.O. (WR)	0	13	13
34t)	Williams, Dal. (WR)	0	13	13
41t)	Asiata, Min. (RB)	9	3	12
41t)	Jo. Brown, Ariz (WR)	0	12	12
41t)	Floyd, Ariz (WR)	0	12	12
41t)	Graham, Sea. (TE)	0	12	12
41t)	Thielen, Min. (WR)	0	12	12
41t)	*Thomas, N.O. (WR)	0	12	12
47t)	Austin, L.A. (WR)	2	9	11
47t)	Mathews, Phi. (RB)	8	3	11
47t)	Newton, Car. (QB)	11	0	11
47t)	Tamme, Atl. (TE)	0	11	11
47t)	C. Thompson, Was. (RB)	5	6	11
47t)	Vereen, NY-G (RB)	8	3	11

WEEK 5 / THROUGH MONDAY, OCTOBER 10, 2016**NFC / LEADING PUNTERS**

Rank	Player, Team	No	Yards	Lg	Avg	TB	Blk	Dwn	OB	Opp Ret	Ret Yds	In 20	Net Avg
1)	Morstead, N.O.	16	817	66	51.1	3	0	4	3	6	55	6	43.9
2)	Martin, Det.	19	951	63	50.1	1	0	2	1	9	46	9	46.6
3)	Lee, Car.	21	1045	76	49.8	3	0	6	0	8	121	10	41.1
4)	C. Jones, Dal.	15	737	63	49.1	2	0	1	2	7	90	6	40.5
5)	Bosher, Atl.	16	758	68	47.4	1	0	2	0	5	33	9	44.1
6)	Anger, T.B.	27	1271	59	47.1	2	0	1	1	9	59	11	43.4
7)	Pinion, S.F.	32	1501	65	46.9	1	0	3	1	16	186	9	40.5
8)	Wing, NY-G	22	1030	63	46.8	4	0	4	1	10	117	6	37.9
9)	Hekker, L.A.	29	1310	64	45.2	0	0	1	3	9	58	16	43.2
10)	D. Jones, Phi.	17	754	72	44.4	3	0	5	0	2	68	5	36.8
11)	Locke, Min.	28	1220	62	43.6	2	0	6	0	8	63	13	39.9
12)	Ryan, Sea.	20	867	57	43.4	1	0	3	1	8	67	8	39.0
13)	O'Donnell, Chi.	21	894	51	42.6	2	0	1	1	7	152	4	33.4
14)	Quigley, Ariz	13	551	55	42.4	1	0	2	0	4	47	7	37.2
15)	Way, Was.	14	592	61	42.3	2	0	3	3	5	41	6	36.5
16)	Schum, G.B.	15	606	56	40.4	0	0	1	5	4	36	2	38.0
17)	Butler, Ariz	15	605	50	40.3	0	0	1	1	9	100	6	33.7

NFC / LEADING PUNTERS, NET AVERAGE

Rank	Player, Team	No	Yards	Lg	Avg	TB	Blk	Dwn	OB	Opp Ret	Ret Yds	In 20	Net Avg
1)	Martin, Det.	19	951	63	50.1	1	0	2	1	9	46	9	46.6
2)	Bosher, Atl.	16	758	68	47.4	1	0	2	0	5	33	9	44.1
3)	Morstead, N.O.	16	817	66	51.1	3	0	4	3	6	55	6	43.9
4)	Anger, T.B.	27	1271	59	47.1	2	0	1	1	9	59	11	43.4
5)	Hekker, L.A.	29	1310	64	45.2	0	0	1	3	9	58	16	43.2
6)	Lee, Car.	21	1045	76	49.8	3	0	6	0	8	121	10	41.1
7)	Pinion, S.F.	32	1501	65	46.9	1	0	3	1	16	186	9	40.5
8)	C. Jones, Dal.	15	737	63	49.1	2	0	1	2	7	90	6	40.5
9)	Locke, Min.	28	1220	62	43.6	2	0	6	0	8	63	13	39.9
10)	Ryan, Sea.	20	867	57	43.4	1	0	3	1	8	67	8	39.0
11)	Schum, G.B.	15	606	56	40.4	0	0	1	5	4	36	2	38.0
12)	Wing, NY-G	22	1030	63	46.8	4	0	4	1	10	117	6	37.9
13)	Quigley, Ariz	13	551	55	42.4	1	0	2	0	4	47	7	37.2
14)	D. Jones, Phi.	17	754	72	44.4	3	0	5	0	2	68	5	36.8
15)	Way, Was.	14	592	61	42.3	2	0	3	3	5	41	6	36.5
16)	Butler, Ariz	15	605	50	40.3	0	0	1	1	9	100	6	33.7
17)	O'Donnell, Chi.	21	894	51	42.6	2	0	1	1	7	152	4	33.4

WEEK 5 / THROUGH MONDAY, OCTOBER 10, 2016**NFC / PUNT RETURN LEADERS**

Rank	Player, Team	Ret	FC	Yards	Avg	Long	TD
1)	Crowder, Was.	7	2	194	27.7	85t	1
2)	Roberts, Det.	7	1	138	19.7	85t	1
3)	Sherels, Min.	11	7	181	16.5	79t	2
4)	Weems, Atl.	8	7	127	15.9	73	0
5)	Lockett, Sea.	8	10	118	14.8	62	0
6)	Royal, Chi.	10	7	139	13.9	65t	1
7)	Sproles, Phi.	7	4	81	11.6	40	0
8)	Humphries, T.B.	11	9	118	10.7	25	0
9)	Austin, L.A.	12	7	114	9.5	47	0
10)	Kerley, S.F.	7	14	57	8.1	26	0
11)	Whitehead, Dal.	8	1	61	7.6	14	0
12)	Jo. Brown, Ariz	9	8	67	7.4	19	0
13)	Ginn, Car.	11	7	62	5.6	16	0

NFC / KICKOFF RETURN LEADERS

Rank	Player, Team	Ret	Yards	Avg	Long	TD
1)	Patterson, Min.	7	209	29.9	61	0
2)	Harris, NY-G	9	258	28.7	44	0
3t)	Ginn, Car.	12	269	22.4	59	0
3t)	Thompson, Chi.	12	269	22.4	32	0
5)	Weems, Atl.	7	156	22.3	42	0
6)	Roberts, Det.	10	204	20.4	31	0
7)	Murphy, N.O.	5	86	17.2	26	0
8)	Ellington, Ariz	8	134	16.8	25	0

WEEK 5 / THROUGH MONDAY, OCTOBER 10, 2016**NFC / LEADERS IN INTERCEPTIONS**

Rank	Player, Team	Int	Yards	Avg	Long	TD
1)	Cooper, Ariz	3	95	31.7	60t	1
2t)	Alford, Atl.	2	34	17.0	30t	1
2t)	Jenkins, NY-G	2	26	13.0	23	0
2t)	Peterson, Ariz	2	25	12.5	25	0
2t)	Barron, L.A.	2	8	4.0	7	0
2t)	Sherman, Sea.	2	6	3.0	6	0
2t)	McLeod, Phi.	2	5	2.5	5	0
2t)	Waynes, Min.	2	4	2.0	4	0
9t)	*D. Jones, Atl.	1	90	90.0	90t	1
9t)	Kendricks, Min.	1	77	77.0	77t	1
9t)	Randall, G.B.	1	44	44.0	44	0
9t)	Alexander, T.B.	1	38	38.0	38t	1
9t)	Rhodes, Min.	1	29	29.0	29	0
9t)	Bradham, Phi.	1	28	28.0	28	0
9t)	Claiborne, Dal.	1	27	27.0	27	0
9t)	Breeland, Was.	1	26	26.0	26	0
9t)	Glenn, Chi.	1	21	21.0	21	0
9t)	*Bradberry, Car.	1	16	16.0	16	0
9t)	Slay, Det.	1	11	11.0	11	0
9t)	Thomas, G.B.	1	9	9.0	9	0
9t)	Trufant, Atl.	1	9	9.0	9	0
9t)	Wagner, Sea.	1	9	9.0	9	0
9t)	Coleman, Car.	1	8	8.0	8t	1
9t)	Webb, N.O.	1	7	7.0	7	0
9t)	Armstrong, S.F.	1	5	5.0	5	0
9t)	Da. Smith, T.B.	1	-5	-5.0	-5	0
9t)	Bellore, S.F.	1	4	4.0	4	0
9t)	Davis, Car.	1	4	4.0	4	0
9t)	Tom Johnson, Min.	1	4	4.0	4	0
9t)	Porter, Chi.	1	3	3.0	3	0
9t)	*Cravens, Was.	1	2	2.0	2	0
9t)	Sendejo, Min.	1	2	2.0	2	0
9t)	Benwikere, Car.	1	1	1.0	1	0
9t)	Campbell, Ariz	1	1	1.0	1	0
9t)	Kuechly, Car.	1	1	1.0	1	0
9t)	Norman, Was.	1	1	1.0	1	0
9t)	Allen, Atl.	1	0	0.0	0	0
9t)	Bethea, S.F.	1	0	0.0	0	0
9t)	Bowman, S.F.	1	0	0.0	0	0
9t)	Carr, Dal.	1	0	0.0	0	0
9t)	Church, Dal.	1	0	0.0	0	0
9t)	Dunbar, Was.	1	0	0.0	0	0
9t)	Grimes, T.B.	1	0	0.0	0	0
9t)	*Hall, Chi.	1	0	0.0	0	0
9t)	T. Johnson, L.A.	1	0	0.0	0	0
9t)	McDonald, L.A.	1	0	0.0	0	0
9t)	Newman, Min.	1	0	0.0	0	0
9t)	Quin, Det.	1	0	0.0	0	0
9t)	Swearinger, Ariz	1	0	0.0	0	0
9t)	Thomas, Sea.	1	0	0.0	0	0

WEEK 5 / THROUGH MONDAY, OCTOBER 10, 2016**NFC / LEADERS IN SACKS**

Rank	Player, Team	Sacks
1)	M. Golden, Ariz (LB)	6.0
2)	Hyder, Det. (DE)	5.0
3t)	Beasley, Atl. (LB)	4.5
3t)	Murphy, Was. (DE)	4.5
3t)	Perry, G.B. (LB)	4.5
6t)	Cox, Phi. (DT)	4.0
6t)	Griffen, Min. (DE)	4.0
6t)	Hunter, Min. (DE)	4.0
6t)	Jones, Ariz (LB)	4.0
6t)	Robison, Min. (DE)	4.0
6t)	Young, Chi. (LB)	4.0
12t)	Bennett, Sea. (DE)	3.0
12t)	Clark, Sea. (DE)	3.0
12t)	Fairley, N.O. (DT)	3.0
12t)	Freeney, Atl. (DE)	3.0
12t)	Graham, Phi. (DE)	3.0
12t)	Joseph, Min. (DT)	3.0
12t)	Matthews, G.B. (LB)	3.0
19t)	Jordan, N.O. (DE)	2.5
19t)	Kerrigan, Was. (LB)	2.5
19t)	Minter, Ariz (LB)	2.5
19t)	Taylor, Det. (DE)	2.5
23t)	Alexander, T.B. (LB)	2.0
23t)	Avril, Sea. (DE)	2.0
23t)	Boston, Car. (DB)	2.0
23t)	Brooks, S.F. (LB)	2.0
23t)	Campbell, Ariz (DE)	2.0
23t)	T. Crawford, Dal. (DE)	2.0
23t)	Donald, L.A. (DT)	2.0
23t)	*Fackrell, G.B. (LB)	2.0
23t)	Hicks, Chi. (DE)	2.0
23t)	Tom Johnson, Min. (DT)	2.0
23t)	Logan, Phi. (DT)	2.0
23t)	Mayowa, Dal. (DE)	2.0
23t)	Quinn, L.A. (DE)	2.0
23t)	Wright, Sea. (LB)	2.0
37t)	J. Crawford, Dal. (DE)	1.5
37t)	Love, Car. (DT)	1.5
37t)	T. McClain, Dal. (DT)	1.5
37t)	McCoy, T.B. (DT)	1.5
37t)	McDonald, T.B. (DT)	1.5
37t)	Ngata, Det. (DT)	1.5
37t)	Peppers, G.B. (LB)	1.5

WEEK 5 / THROUGH MONDAY, OCTOBER 10, 2016

NFC / FUMBLE RECOVERIES

Rank	Player, Team	TotRec	OffRec	DefRec
1t)	Cousins, Was.	3	3	0
1t)	Winston, T.B.	3	3	0
3t)	Cutler, Chi.	2	2	0
3t)	Thompson, Car.	2	0	2
3t)	Jones, Ariz	2	0	2
3t)	Palmer, Ariz	2	2	0
3t)	Sendejo, Min.	2	0	2
3t)	*Wentz, Phi.	2	2	0

WEEK 5 / THROUGH MONDAY, OCTOBER 10, 2016**NFC / OFFENSIVE FUMBLE RECOVERIES**

Rank	Player, Team	Ret	Yards	Avg	Long	TD
1t)	Cousins, Was.	3	0	0.0	0	0
1t)	Winston, T.B.	3	0	0.0	0	0
3t)	Cutler, Chi.	2	0	0.0	0	0
3t)	Palmer, Ariz	2	0	0.0	0	0
3t)	*Wentz, Phi.	2	0	0.0	0	0
6t)	*Thomas, N.O.	1	10	10.0	10	0
6t)	Garcon, Was.	1	7	7.0	7	0
6t)	Jennings, NY-G	1	4	4.0	4	0
6t)	Cook, G.B.	1	0	0.0	0	0
6t)	Cromartie, S.F.	1	0	0.0	0	0
6t)	Darkwa, NY-G	1	0	0.0	0	0
6t)	Free, Dal.	1	0	0.0	0	0
6t)	B. Golden, Ariz	1	0	0.0	0	0
6t)	Gurley, L.A.	1	0	0.0	0	0
6t)	*Howard, Chi.	1	0	0.0	0	0
6t)	Hoyer, Chi.	1	0	0.0	0	0
6t)	Hyde, G.B.	1	0	0.0	0	0
6t)	Jerry, NY-G	1	0	0.0	0	0
6t)	D. Johnson, Ariz	1	0	0.0	0	0
6t)	Jones, Was.	1	0	0.0	0	0
6t)	Meredith, Chi.	1	0	0.0	0	0
6t)	*Prescott, Dal.	1	0	0.0	0	0
6t)	Ryan, Sea.	1	0	0.0	0	0
6t)	Sitton, Chi.	1	0	0.0	0	0
6t)	H. Smith, Min.	1	0	0.0	0	0
6t)	Sproles, Phi.	1	0	0.0	0	0
6t)	Starks, G.B.	1	0	0.0	0	0
6t)	Thielen, Min.	1	0	0.0	0	0
6t)	Tretter, G.B.	1	0	0.0	0	0
6t)	Watford, Ariz	1	0	0.0	0	0
6t)	Whitehead, Dal.	1	0	0.0	0	0

WEEK 5 / THROUGH MONDAY, OCTOBER 10, 2016**NFC / DEFENSIVE FUMBLE RECOVERIES**

Rank	Player, Team	Ret	Yards	Avg	Long	TD
1t)	Thompson, Car.	2	9	4.5	9t	1
1t)	Sendejo, Min.	2	5	2.5	3	0
1t)	Jones, Ariz	2	0	0.0	0	0
4t)	Westbrooks, L.A.	1	77	77.0	77t	1
4t)	Hunter, Min.	1	24	24.0	24t	1
4t)	Amos, Chi.	1	21	21.0	21	0
4t)	Harold, S.F.	1	19	19.0	19	0
4t)	Conte, T.B.	1	10	10.0	10	0
4t)	Graham, Phi.	1	4	4.0	4	0
4t)	Kruger, N.O.	1	1	1.0	1	0
4t)	Armstrong, S.F.	1	0	0.0	0	0
4t)	Bradham, Phi.	1	0	0.0	0	0
4t)	R. Brooks, Phi.	1	0	0.0	0	0
4t)	Campbell, Ariz	1	0	0.0	0	0
4t)	*Clark, G.B.	1	0	0.0	0	0
4t)	Cobb, G.B.	1	0	0.0	0	0
4t)	Compton, Was.	1	0	0.0	0	0
4t)	T. Crawford, Dal.	1	0	0.0	0	0
4t)	Draughn, S.F.	1	0	0.0	0	0
4t)	Dunbar, Was.	1	0	0.0	0	0
4t)	*Forrest, L.A.	1	0	0.0	0	0
4t)	Gholston, T.B.	1	0	0.0	0	0
4t)	*D. Harris, N.O.	1	0	0.0	0	0
4t)	Harris, NY-G	1	0	0.0	0	0
4t)	Hicks, Phi.	1	0	0.0	0	0
4t)	Hodges, S.F.	1	0	0.0	0	0
4t)	Jefferson, Ariz	1	0	0.0	0	0
4t)	T. Johnson, L.A.	1	0	0.0	0	0
4t)	Laurinaitis, N.O.	1	0	0.0	0	0
4t)	Mayowa, Dal.	1	0	0.0	0	0
4t)	Momah, Ariz	1	0	0.0	0	0
4t)	Ogletree, L.A.	1	0	0.0	0	0
4t)	Phillips, Was.	1	0	0.0	0	0
4t)	Reynolds, Atl.	1	0	0.0	0	0
4t)	Shepard, T.B.	1	0	0.0	0	0
4t)	Sherels, Min.	1	0	0.0	0	0
4t)	Sims, L.A.	1	0	0.0	0	0
4t)	Stephen, Min.	1	0	0.0	0	0
4t)	Stupar, N.O.	1	0	0.0	0	0
4t)	Tapp, N.O.	1	0	0.0	0	0
4t)	Toler, Was.	1	0	0.0	0	0
4t)	Walker, Det.	1	0	0.0	0	0

WEEK 5 / THROUGH MONDAY, OCTOBER 10, 2016**NFL / LEADING PASSERS**

Player, Team	Att	Comp	Pct		Avg		Pct			Pct Rating	
			Comp	Yds	Gain	TD	TD	Long	Int	Int	Points
Ryan, Atl.	168	116	69.0	1740	10.36	12	7.1	75t	2	1.2	121.6
Bradford, Min.	125	88	70.4	990	7.92	6	4.8	46	0	0.0	109.8
Hoyer, Chi.	140	100	71.4	1094	7.81	6	4.3	64	0	0.0	108.5
Rivers, S.D.	172	117	68.0	1469	8.54	11	6.4	59	3	1.7	108.4
Roethlisberger, Pit.	192	126	65.6	1496	7.79	15	7.8	72t	4	2.1	106.6
*Wentz, Phi.	135	91	67.4	1007	7.46	7	5.2	73t	1	0.7	103.5
Carr, Oak.	193	129	66.8	1383	7.17	11	5.7	64t	2	1.0	102.3
*Prescott, Dal.	155	107	69.0	1239	7.99	4	2.6	47	0	0.0	101.5
Stafford, Det.	181	123	68.0	1378	7.61	10	5.5	73t	4	2.2	99.6
Siemian, Den.	101	68	67.3	824	8.16	6	5.9	55t	3	3.0	99.6
Wilson, Sea.	133	87	65.4	1064	8.00	5	3.8	59	1	0.8	99.3
Brees, N.O.	176	116	65.9	1269	7.21	10	5.7	98t	3	1.7	98.9
Dalton, Cin.	187	126	67.4	1503	8.04	5	2.7	54t	2	1.1	96.2
Luck, Ind.	205	131	63.9	1469	7.17	10	4.9	64t	3	1.5	95.4
Cousins, Was.	192	129	67.2	1432	7.46	7	3.6	57	5	2.6	90.5
Taylor, Buf.	139	86	61.9	897	6.45	6	4.3	84t	2	1.4	88.9
*Kessler, Cle.	81	54	66.7	529	6.53	2	2.5	40	1	1.2	87.9
A. Smith, K.C.	168	109	64.9	1073	6.39	5	3.0	45	2	1.2	87.7
A. Rodgers, G.B.	139	78	56.1	876	6.30	9	6.5	49	3	2.2	87.7
Manning, NY-G	187	119	63.6	1385	7.41	5	2.7	67	4	2.1	86.0
Tannehill, Mia.	156	100	64.1	1272	8.15	6	3.8	74t	7	4.5	83.6
Palmer, Ariz	153	90	58.8	1150	7.52	6	3.9	58	5	3.3	81.9
Mariota, Ten.	165	100	60.6	1088	6.59	7	4.2	60	5	3.0	81.6
Newton, Car.	133	77	57.9	974	7.32	6	4.5	78t	5	3.8	80.2
Flacco, Bal.	216	138	63.9	1282	5.94	5	2.3	66t	4	1.9	80.1
Bortles, Jac.	160	98	61.3	1050	6.56	7	4.4	42t	6	3.8	79.4
Winston, T.B.	207	121	58.5	1327	6.41	9	4.3	45t	8	3.9	75.9
Keenum, L.A.	152	88	57.9	1096	7.21	4	2.6	65t	5	3.3	75.4
Osweiler, Hou.	188	109	58.0	1133	6.03	6	3.2	53	7	3.7	70.6
Gabbert, S.F.	150	87	58.0	890	5.93	5	3.3	75t	6	4.0	69.6
Fitzpatrick, NY-J	192	111	57.8	1267	6.60	5	2.6	41	10	5.2	64.7

NFL / LEADING PASSERS, RANKS

Player, Team	Att	Comp	Pct		Avg		Pct			Pct Rating	
			Comp	Yds	Gain	TD	TD	Long	Int	Int	Points
Ryan, Atl.	14t	11t	3	1	1	2	2		7t	8t	1
Bradford, Min.	29	23t	2	25	8	14t	11		1t	1t	2
Hoyer, Chi.	23	17t	1	19	9	14t	16		1t	1t	3
Rivers, S.D.	13	10	5	4t	2	3t	4		12t	14	4
Roethlisberger, Pit.	5t	5t	14	3	10	1	1		17t	16	5
*Wentz, Phi.	26	21	7	24	13	10t	9		4t	4	6
Carr, Oak.	4	3t	11	8	20	3t	6		7t	6	7
*Prescott, Dal.	19	16	4	15	7	29t	29		1t	1t	8
Stafford, Det.	11	7	6	9	11	5t	8		17t	19	9
Siemian, Den.	30	30	9	30	3	14t	5		12t	21	10
Wilson, Sea.	27t	25t	15	22	6	22t	20		4t	5	11
Brees, N.O.	12	11t	13	13	18	5t	7		12t	13	12
Dalton, Cin.	9t	5t	8	2	5	22t	25t		7t	7	13
Luck, Ind.	3	2	18	4t	19	5t	10		12t	12	14
Cousins, Was.	5t	3t	10	6	14	10t	21		21t	20	15
Taylor, Buf.	24t	27	21	27	25	14t	15		7t	11	16
*Kessler, Cle.	31	31	12	31	24	33t	30		4t	10	17
A. Smith, K.C.	14t	14t	16	21	27	22t	24		7t	8t	18
A. Rodgers, G.B.	24t	28	31	29	28	8t	3		12t	18	19
Manning, NY-G	9t	9	20	7	15	22t	25t		17t	17	20
Tannehill, Mia.	18	17t	17	12	4	14t	19		28t	30	21
Palmer, Ariz	20	22	24	16	12	14t	18		21t	23	22
Mariota, Ten.	16	17t	23	20	22	10t	17		21t	22	23
Newton, Car.	27t	29	28t	26	16	14t	12		21t	27	24
Flacco, Bal.	1	1	19	11	30	22t	31		17t	15	25
Bortles, Jac.	17	20	22	23	23	10t	13		26t	26	26
Winston, T.B.	2	8	25	10	26	8t	14		30	28	27
Keenum, L.A.	21	23t	28t	18	17	29t	27		21t	24	28
Osweiler, Hou.	8	14t	27	17	29	14t	23		28t	25	29
Gabbert, S.F.	22	25t	26	28	31	22t	22		26t	29	30
Fitzpatrick, NY-J	5t	13	30	14	21	22t	28		31	31	31

WEEK 5 / THROUGH MONDAY, OCTOBER 10, 2016**NFL / FOURTH-QUARTER PASSING LEADERS**

Rank	Player, Team	Att	Comp	Comp%	Yards	YPA	TD	TD%	Int	Int%	Rating
1)	Siemian, Den.	20	14	70.0	225	11.25	3	15.0	0	0.0	146.9
2)	*Lynch, Den.	25	19	76.0	188	7.52	2	8.0	0	0.0	123.4
3)	Bradford, Min.	21	16	76.2	191	9.10	1	4.8	0	0.0	119.3
4)	Ryan, Atl.	31	18	58.1	323	10.42	2	6.5	0	0.0	115.4
5)	Luck, Ind.	76	51	67.1	583	7.67	7	9.2	1	1.3	115.2
6)	Carr, Oak.	48	30	62.5	398	8.29	5	10.4	1	2.1	114.8
7)	Dalton, Cin.	55	44	80.0	428	7.78	3	5.5	1	1.8	109.7
8)	Roethlisberger, Pit.	41	30	73.2	288	7.02	3	7.3	1	2.4	106.6
9)	Wilson, Sea.	34	21	61.8	263	7.74	2	5.9	0	0.0	105.4
10)	Hoyer, Chi.	56	38	67.9	447	7.98	2	3.6	0	0.0	103.8
11)	Taylor, Buf.	26	18	69.2	194	7.46	2	7.7	1	3.8	100.5
12)	A. Smith, K.C.	49	33	67.3	324	6.61	3	6.1	1	2.0	97.7
13)	Mariota, Ten.	52	32	61.5	318	6.12	4	7.7	1	1.9	96.5
14)	Brees, N.O.	53	33	62.3	385	7.26	4	7.5	2	3.8	93.7
15)	*Prescott, Dal.	37	23	62.2	273	7.38	1	2.7	0	0.0	93.6
16)	Stafford, Det.	47	34	72.3	382	8.13	2	4.3	2	4.3	92.7
17)	Rivers, S.D.	43	30	69.8	342	7.95	1	2.3	1	2.3	91.4
18)	Oswelier, Hou.	46	26	56.5	243	5.28	2	4.3	0	0.0	85.7
19)	Manning, NY-G	64	41	64.1	502	7.84	2	3.1	2	3.1	85.5
20)	Bortles, Jac.	54	33	61.1	345	6.39	3	5.6	2	3.7	82.7
21)	Anderson, Car.	27	20	74.1	216	8.00	2	7.4	3	11.1	82.3
22)	Keenum, L.A.	42	23	54.8	263	6.26	2	4.8	1	2.4	79.8
23)	Newton, Car.	40	23	57.5	298	7.45	2	5.0	2	5.0	76.9
24)	Cousins, Was.	47	30	63.8	353	7.51	1	2.1	2	4.3	75.9
25)	*Brissett, N.E.	19	11	57.9	113	5.95	0	0.0	0	0.0	75.1
26)	Winston, T.B.	72	39	54.2	403	5.60	2	2.8	1	1.4	74.0
27)	Tannehill, Mia.	48	30	62.5	340	7.08	2	4.2	3	6.3	71.5
28)	Flacco, Bal.	56	33	58.9	312	5.57	1	1.8	2	3.6	65.5
29)	A. Rodgers, G.B.	30	16	53.3	199	6.63	0	0.0	1	3.3	60.3
30)	*Kessler, Cle.	29	16	55.2	178	6.14	0	0.0	1	3.4	59.3
31)	*Wentz, Phi.	22	14	63.6	117	5.32	0	0.0	1	4.5	58.3
32)	Gabbert, S.F.	47	26	55.3	316	6.72	2	4.3	4	8.5	54.9
33)	Palmer, Ariz	39	24	61.5	288	7.38	1	2.6	4	10.3	53.1
34)	Fitzpatrick, NY-J	59	28	47.5	325	5.51	0	0.0	8	13.6	25.0
35)	Stanton, Ariz	19	7	36.8	73	3.84	0	0.0	2	10.5	9.2

NFL / THIRD-DOWN PASSING LEADERS

Rank	Player, Team	Att	Comp	Comp%	Yards	YPA	TD	TD%	Int	Int%	Rating
1)	Roethlisberger, Pit.	50	32	64.0	526	10.52	6	12.0	0	0.0	138.8
2)	Ryan, Atl.	40	28	70.0	337	8.43	2	5.0	0	0.0	112.2
3)	*Prescott, Dal.	44	33	75.0	372	8.45	1	2.3	0	0.0	107.4
4)	*Kessler, Cle.	25	20	80.0	159	6.36	1	4.0	0	0.0	106.5
5)	Bradford, Min.	41	29	70.7	285	6.95	2	4.9	0	0.0	106.3
6)	*Wentz, Phi.	32	19	59.4	288	9.00	1	3.1	0	0.0	99.5
7)	Taylor, Buf.	39	22	56.4	337	8.64	4	10.3	2	5.1	97.9
8)	Hoyer, Chi.	30	19	63.3	202	6.73	1	3.3	0	0.0	94.0
9)	Keenum, L.A.	48	26	54.2	390	8.13	3	6.3	1	2.1	93.2
10)	Brees, N.O.	41	27	65.9	272	6.63	1	2.4	0	0.0	92.7
11)	Flacco, Bal.	62	39	62.9	408	6.58	1	1.6	0	0.0	87.3
12)	A. Rodgers, G.B.	43	25	58.1	354	8.23	4	9.3	3	7.0	86.8
13)	Carr, Oak.	50	30	60.0	316	6.32	1	2.0	0	0.0	85.1
14)	Manning, NY-G	48	26	54.2	349	7.27	2	4.2	1	2.1	82.7
15)	Stafford, Det.	45	30	66.7	364	8.09	1	2.2	2	4.4	80.2
16)	Luck, Ind.	49	27	55.1	339	6.92	3	6.1	2	4.1	80.2
17)	Palmer, Ariz	37	22	59.5	271	7.32	1	2.7	1	2.7	79.9
18)	Cousins, Was.	47	29	61.7	321	6.83	2	4.3	2	4.3	78.4
19)	Rivers, S.D.	44	25	56.8	320	7.27	1	2.3	1	2.3	77.8
20)	Mariota, Ten.	46	26	56.5	309	6.72	1	2.2	1	2.2	75.4
21)	Tannehill, Mia.	42	23	54.8	275	6.55	1	2.4	1	2.4	73.0
22)	Newton, Car.	41	23	56.1	328	8.00	1	2.4	2	4.9	70.0
23)	Winston, T.B.	52	28	53.8	323	6.21	2	3.8	2	3.8	69.6
24)	A. Smith, K.C.	40	22	55.0	202	5.05	0	0.0	0	0.0	69.0
25)	Dalton, Cin.	50	29	58.0	321	6.42	0	0.0	1	2.0	68.8
26)	Gabbert, S.F.	47	25	53.2	168	3.57	3	6.4	2	4.3	64.8
27)	Fitzpatrick, NY-J	49	28	57.1	357	7.29	0	0.0	2	4.1	63.1
28)	Oswelier, Hou.	52	27	51.9	328	6.31	1	1.9	2	3.8	62.0
29)	Wilson, Sea.	33	16	48.5	227	6.88	0	0.0	1	3.0	58.5
30)	Bortles, Jac.	42	23	54.8	255	6.07	1	2.4	4	9.5	41.4

WEEK 5 / THROUGH MONDAY, OCTOBER 10, 2016**NFL / LEADING RUSHERS**

Rank	Player, Team	Att	Yards	Avg	Long	TD
1)	*Elliott, Dal.	109	546	5.0	60t	5
2)	Murray, Ten.	93	461	5.0	67	3
3)	D. Johnson, Ariz	91	457	5.0	45	5
4)	McCoy, Buf.	85	447	5.3	53	3
5)	Crowell, Cle.	74	416	5.6	85t	3
6)	Freeman, Atl.	78	410	5.3	48	2
7)	Blount, N.E.	106	389	3.7	41t	5
8)	Hyde, S.F.	95	377	4.0	34	6
9)	L. Miller, Hou.	101	371	3.7	15	0
10)	Forte, NY-J	93	341	3.7	28	3
11)	Gore, Ind.	78	328	4.2	19	2
12)	West, Bal.	65	327	5.0	35	1
13)	Gordon, S.D.	89	299	3.4	24	6
14)	Jones, Was.	73	298	4.1	25	2
15)	*Howard, Chi.	51	296	5.8	57	0
16)	Lacy, G.B.	54	295	5.5	31	0
17)	C. Anderson, Den.	84	293	3.5	28	3
18)	Michael, Sea.	63	290	4.6	41t	2
19)	Gurley, L.A.	105	288	2.7	16	3
20)	Ware, K.C.	54	284	5.3	46	1
21)	D. Williams, Pit.	71	265	3.7	17	3
22)	Hill, Cin.	62	233	3.8	50	3
23)	Ingram, N.O.	54	221	4.1	17	1
24)	Bell, Pit.	38	210	5.5	44	0
25)	Whittaker, Car.	32	186	5.8	25	0
26)	*Richard, Oak.	25	175	7.0	75t	1
27)	McKinnon, Min.	57	174	3.1	25	1
28t)	Gabbert, S.F. (QB)	39	172	4.4	24	2
28t)	Murray, Oak.	40	172	4.3	22t	3
30)	Riddick, Det.	50	171	3.4	21t	1
31t)	Rodgers, T.B.	43	170	4.0	24	0
31t)	*Washington, Oak.	32	170	5.3	30	0
33)	Taylor, Buf. (QB)	26	168	6.5	49	1
34)	Coleman, Atl.	46	160	3.5	16	4
35)	Yeldon, Jac.	48	155	3.2	15	1
36)	*Henry, Ten.	34	151	4.4	22	0
37)	D. Johnson, Cle.	28	149	5.3	17	0
38t)	Newton, Car. (QB)	29	147	5.1	21	2
38t)	Vereen, NY-G	31	147	4.7	25	1
40)	Mathews, Phi.	44	146	3.3	30	3
41)	Artis-Payne, Car.	36	144	4.0	14	2
42)	Mariota, Ten. (QB)	20	132	6.6	21	1
43)	A. Morris, Dal.	30	128	4.3	17	2
44)	Bernard, Cin.	34	118	3.5	14	0
45)	Ajayi, Mia.	31	117	3.8	11t	2
46t)	Langford, Chi.	31	116	3.7	23	2
46t)	Sims, T.B.	41	116	2.8	23	1
46t)	Woodhead, S.D.	19	116	6.1	23	0
49)	*Booker, Den.	29	115	4.0	12	0
50)	Darkwa, NY-G	30	111	3.7	17	2

WEEK 5 / THROUGH MONDAY, OCTOBER 10, 2016**NFL / THIRD-AND-ONE RUSHING LEADERS**

Rank	Player, Team	Att	FD	Pct
1t)	Ware, K.C.	5	5	100.0
1t)	Hyde, S.F.	3	3	100.0
1t)	Jones, Was.	3	3	100.0
1t)	Luck, Ind.	3	3	100.0
1t)	Murray, Ten.	3	3	100.0
1t)	Ajayi, Mia.	2	2	100.0
1t)	Bernard, Cin.	2	2	100.0
1t)	Crowell, Cle.	2	2	100.0
1t)	Felton, Buf.	2	2	100.0
1t)	Forte, NY-J	2	2	100.0
1t)	Gabbert, S.F.	2	2	100.0
1t)	Kuhn, N.O.	2	2	100.0
1t)	Mariota, Ten.	2	2	100.0
1t)	Mathews, Phi.	2	2	100.0
1t)	Osweiler, Hou.	2	2	100.0
1t)	Peterson, Min.	2	2	100.0
1t)	Powell, NY-J	2	2	100.0
1t)	Ripkowski, G.B.	2	2	100.0
1t)	K. Smith, Dal.	2	2	100.0
1t)	Turbin, Ind.	2	2	100.0
1t)	Bortles, Jac.	1	1	100.0
1t)	Brees, N.O.	1	1	100.0
1t)	Hightower, N.O.	1	1	100.0
1t)	A. Rodgers, G.B.	1	1	100.0
1t)	Wilson, Sea.	1	1	100.0
1t)	Yeldon, Jac.	1	1	100.0
27t)	*Elliott, Dal.	5	4	80.0
27t)	D. Johnson, Ariz	5	4	80.0
29)	Newton, Car.	4	3	75.0
30t)	Asiata, Min.	3	2	66.7
30t)	Coleman, Atl.	3	2	66.7
30t)	Gordon, S.D.	3	2	66.7
30t)	Michael, Sea.	3	2	66.7
30t)	L. Miller, Hou.	3	2	66.7
30t)	West, Bal.	3	2	66.7
30t)	D. Williams, Pit.	3	2	66.7
37)	Gurley, L.A.	5	3	60.0
38)	Rawls, Sea.	2	1	50.0
39)	C. Anderson, Den.	7	2	28.6

WEEK 5 / THROUGH MONDAY, OCTOBER 10, 2016**NFL / LEADERS IN RECEPTIONS**

Rank	Player, Team	Rec	Yards	Avg	Long	TD
1)	Brown, Pit.	37	447	12.1	38t	5
2)	Green, Cin.	36	518	14.4	54t	2
3)	Hilton, Ind.	35	507	14.5	63t	3
4)	Landry, Mia.	34	403	11.9	42t	1
5t)	Olsen, Car. (TE)	33	516	15.6	78t	2
5t)	Reed, Was. (TE)	33	316	9.6	26	2
7t)	Evans, T.B.	32	449	14.0	45t	4
7t)	Sanders, Den.	32	373	11.7	41t	3
9)	Fitzgerald, Ariz	31	361	11.6	29t	5
10)	Crabtree, Oak.	29	355	12.2	31	5
11t)	Benjamin, S.D.	28	394	14.1	54	2
11t)	Pitta, Bal. (TE)	28	259	9.3	30	0
13t)	M. Jones, Det.	27	519	19.2	73t	3
13t)	Beckham, NY-G	27	359	13.3	45	1
13t)	Beasley, Dal.	27	332	12.3	47	1
13t)	S. Smith, Bal.	27	310	11.5	52t	1
13t)	Enunwa, NY-J	27	294	10.9	34	1
18t)	Cooper, Oak.	26	456	17.5	64t	1
18t)	Thomas, Den.	26	381	14.7	55t	3
18t)	Kerley, S.F.	26	304	11.7	33t	2
18t)	Riddick, Det. (RB)	26	190	7.3	19	3
22t)	Diggs, Min.	25	372	14.9	46	1
22t)	Royal, Chi.	25	284	11.4	64	2
22t)	Miller, Chi. (TE)	25	229	9.2	26	3
22t)	Bernard, Cin. (RB)	25	211	8.4	25t	1
26t)	J. Jones, Atl.	24	517	21.5	75t	3
26t)	B. Marshall, NY-J	24	363	15.1	41	2
26t)	Pryor, Cle.	24	338	14.1	44	1
26t)	Baldwin, Sea.	24	330	13.8	59	2
26t)	Witten, Dal. (TE)	24	232	9.7	31	0
26t)	Edelman, N.E.	24	231	9.6	23	0
26t)	Murray, Ten. (RB)	24	172	7.2	22	2
33t)	Britt, L.A.	23	356	15.5	36	0
33t)	Austin, L.A.	23	218	9.5	43t	1
35t)	Jeffery, Chi.	22	394	17.9	54	0
35t)	Hopkins, Hou.	22	283	12.9	35	3
35t)	*Shepard, NY-G	22	277	12.6	32	2
35t)	Garcon, Was.	22	230	10.5	23	1
35t)	Kelce, K.C. (TE)	22	220	10.0	42	2
40t)	Ty. Williams, S.D.	21	358	17.0	50	2
40t)	Bennett, N.E. (TE)	21	314	15.0	58	4
40t)	Benjamin, Car.	21	308	14.7	25	4
40t)	LaFell, Cin.	21	276	13.1	49	2
40t)	Wallace, Bal.	21	273	13.0	66t	3
40t)	Nelson, G.B.	21	244	11.6	49	5
40t)	Cobb, G.B.	21	240	11.4	33	0
40t)	A. Robinson, Jac.	21	238	11.3	35	3
40t)	Barnidge, Cle. (TE)	21	236	11.2	31	0
40t)	Rudolph, Min. (TE)	21	236	11.2	21	3
40t)	Crowder, Was.	21	231	11.0	55t	2
40t)	*Thomas, N.O.	21	229	10.9	25	2
40t)	Boldin, Det.	21	184	8.8	24t	2
40t)	Powell, NY-J (RB)	21	144	6.9	18	0

WEEK 5 / THROUGH MONDAY, OCTOBER 10, 2016**NFL / RECEIVING YARDAGE LEADERS**

Rank	Player, Team	Yards	Rec	Avg	Long	TD
1)	M. Jones, Det.	519	27	19.2	73t	3
2)	Green, Cin.	518	36	14.4	54t	2
3)	J. Jones, Atl.	517	24	21.5	75t	3
4)	Olsen, Car. (TE)	516	33	15.6	78t	2
5)	Hilton, Ind.	507	35	14.5	63t	3
6)	Cooper, Oak.	456	26	17.5	64t	1
7)	Evans, T.B.	449	32	14.0	45t	4
8)	Brown, Pit.	447	37	12.1	38t	5
9)	Coates, Pit.	421	19	22.2	72t	2
10)	Landry, Mia.	403	34	11.9	42t	1
11t)	Benjamin, S.D.	394	28	14.1	54	2
11t)	Jeffery, Chi.	394	22	17.9	54	0
13)	Thomas, Den.	381	26	14.7	55t	3
14)	Sanders, Den.	373	32	11.7	41t	3
15)	Diggs, Min.	372	25	14.9	46	1
16)	B. Marshall, NY-J	363	24	15.1	41	2
17)	Fitzgerald, Ariz	361	31	11.6	29t	5
18)	Beckham, NY-G	359	27	13.3	45	1
19)	Ty. Williams, S.D.	358	21	17.0	50	2
20)	Britt, L.A.	356	23	15.5	36	0
21)	Crabtree, Oak.	355	29	12.2	31	5
22)	Pryor, Cle.	338	24	14.1	44	1
23)	Beasley, Dal.	332	27	12.3	47	1
24)	Baldwin, Sea.	330	24	13.8	59	2
25)	*Fuller, Hou.	327	20	16.4	53	2
26)	Reed, Was. (TE)	316	33	9.6	26	2
27)	Bennett, N.E. (TE)	314	21	15.0	58	4
28)	Coleman, Atl. (RB)	313	17	18.4	49	1
29)	S. Smith, Bal.	310	27	11.5	52t	1
30)	Benjamin, Car.	308	21	14.7	25	4
31)	Kerley, S.F.	304	26	11.7	33t	2
32)	Enunwa, NY-J	294	27	10.9	34	1
33)	Royal, Chi.	284	25	11.4	64	2
34)	Hopkins, Hou.	283	22	12.9	35	3
35)	D. Jackson, Was.	278	18	15.4	44t	1
36)	*Shepard, NY-G	277	22	12.6	32	2
37)	LaFell, Cin.	276	21	13.1	49	2
38)	Wallace, Bal.	273	21	13.0	66t	3
39)	Thielen, Min.	272	20	13.6	36t	1
40)	Matthews, Phi.	269	19	14.2	32	2
41)	Graham, Sea. (TE)	266	16	16.6	40	1
42)	Pitta, Bal. (TE)	259	28	9.3	30	0
43)	Cooks, N.O.	255	18	14.2	98t	2
44)	Snead, N.O.	249	15	16.6	49	2
45t)	Jo. Brown, Ariz	247	19	13.0	29	0
45t)	Parker, Mia.	247	15	16.5	50	1
47)	Cruz, NY-G	245	16	15.3	40	1
48t)	Maclin, K.C.	244	20	12.2	22	1
48t)	Nelson, G.B.	244	21	11.6	49	5
50)	Dorsett, Ind.	241	11	21.9	64t	1

WEEK 5 / THROUGH MONDAY, OCTOBER 10, 2016**NFL / THIRD-DOWN RECEIVING LEADERS**

Rank	Player, Team	Rec	Yards	Avg	Long	TD
1)	Reed, Was. (TE)	13	146	11.2	26	1
2t)	Royal, Chi.	12	170	14.2	64	0
2t)	Beasley, Dal.	12	126	10.5	29	0
4t)	Cooper, Oak.	11	170	15.5	26	0
4t)	Rudolph, Min. (TE)	11	98	8.9	18	2
6t)	Cobb, G.B.	10	129	12.9	32	0
6t)	Powell, NY-J (RB)	10	66	6.6	11	0
6t)	D. Johnson, Cle. (RB)	10	64	6.4	28	0
9t)	Coates, Pit.	9	226	25.1	72t	2
9t)	Ty. Williams, S.D.	9	174	19.3	44t	1
9t)	Brown, Pit.	9	135	15.0	26t	1
9t)	Pryor, Cle.	9	115	12.8	18	1
9t)	Landry, Mia.	9	113	12.6	33	0
9t)	Hilton, Ind.	9	99	11.0	20	1
9t)	Pitta, Bal. (TE)	9	96	10.7	30	0
9t)	Hopkins, Hou.	9	93	10.3	16	0
17t)	Wallace, Bal.	8	134	16.8	66t	1
17t)	Thomas, Den.	8	130	16.3	55t	2
17t)	*Shepard, NY-G	8	117	14.6	32	1
17t)	Olsen, Car. (TE)	8	111	13.9	34	1
17t)	Thielen, Min.	8	105	13.1	21	0
17t)	Sanu, Atl.	8	93	11.6	22	0
17t)	Fitzgerald, Ariz	8	81	10.1	15	0
17t)	Murray, Ten. (RB)	8	70	8.8	14	0
17t)	Bernard, Cin. (RB)	8	39	4.9	10	0
26t)	*Fuller, Hou.	7	152	21.7	35	1
26t)	Benjamin, Car.	7	132	18.9	25	0
26t)	Baldwin, Sea.	7	116	16.6	59	1
26t)	Diggs, Min.	7	99	14.1	33	0
26t)	A. Robinson, Jac.	7	75	10.7	17	0
26t)	Kerley, S.F.	7	71	10.1	33t	2
26t)	Barnidge, Cle. (TE)	7	66	9.4	14	0
26t)	Boldin, Det.	7	59	8.4	20	0
34t)	Cruz, NY-G	6	120	20.0	40	1
34t)	B. Marshall, NY-J	6	104	17.3	41	0
34t)	Nelson, G.B.	6	100	16.7	39	2
34t)	Sanders, Den.	6	98	16.3	41t	1
34t)	Ebron, Det. (TE)	6	89	14.8	29	1
34t)	Britt, L.A.	6	86	14.3	34	0
34t)	Evans, T.B.	6	80	13.3	19t	1
34t)	Brate, T.B. (TE)	6	75	12.5	20	1
34t)	Austin, L.A.	6	71	11.8	43t	1
34t)	Witten, Dal. (TE)	6	65	10.8	31	0
34t)	S. Smith, Bal.	6	64	10.7	19	0
34t)	Edelman, N.E.	6	63	10.5	19	0
34t)	*Boyd, Cin.	6	59	9.8	16	0
34t)	Juszczyk, Bal. (RB)	6	38	6.3	15	0
34t)	Yeldon, Jac. (RB)	6	36	6.0	11	0
34t)	J. White, N.E. (RB)	6	29	4.8	10	0
34t)	Tamme, Atl. (TE)	6	28	4.7	12	1

WEEK 5 / THROUGH MONDAY, OCTOBER 10, 2016**NFL / LEADING SCORERS, NONKICKERS**

Rank	Player, Team	TD	Rush	Rec	Ret	X2	Pts
1)	Gordon, S.D. (RB)	7	6	1	0	0	42
2)	Hyde, S.F. (RB)	6	6	0	0	1	38
3)	Crabtree, Oak. (WR)	5	0	5	0	1	32
4t)	Blount, N.E. (RB)	5	5	0	0	0	30
4t)	Brown, Pit. (WR)	5	0	5	0	0	30
4t)	Coleman, Atl. (RB)	5	4	1	0	0	30
4t)	*Elliott, Dal. (RB)	5	5	0	0	0	30
4t)	Fitzgerald, Ariz (WR)	5	0	5	0	0	30
4t)	D. Johnson, Ariz (RB)	5	5	0	0	0	30
4t)	Murray, Ten. (RB)	5	3	2	0	0	30
4t)	Nelson, G.B. (WR)	5	0	5	0	0	30
12t)	C. Anderson, Den. (RB)	4	3	1	0	0	24
12t)	Benjamin, Car. (WR)	4	0	4	0	0	24
12t)	Bennett, N.E. (TE)	4	0	4	0	0	24
12t)	Evans, T.B. (WR)	4	0	4	0	0	24
12t)	Kuhn, N.O. (RB)	4	3	1	0	0	24
12t)	Mathews, Phi. (RB)	4	3	1	0	0	24
12t)	McCoy, Buf. (RB)	4	3	1	0	0	24
12t)	Riddick, Det. (RB)	4	1	3	0	0	24
12t)	D. Williams, Pit. (RB)	4	3	1	0	0	24
21t)	Thomas, Den. (WR)	3	0	3	0	1	20
21t)	Wallace, Bal. (WR)	3	0	3	0	1	20
23t)	Adams, G.B. (WR)	3	0	3	0	0	18
23t)	Crowder, Was. (WR)	3	0	2	1	0	18
23t)	Crowell, Cle. (RB)	3	3	0	0	0	18
23t)	Forte, NY-J (RB)	3	3	0	0	0	18
23t)	Freeman, Atl. (RB)	3	2	1	0	0	18
23t)	*Fuller, Hou. (WR)	3	0	2	1	0	18
23t)	Gore, Ind. (RB)	3	2	1	0	0	18
23t)	Gurley, L.A. (RB)	3	3	0	0	0	18
23t)	Hill, Cin. (RB)	3	3	0	0	0	18
23t)	Hilton, Ind. (WR)	3	0	3	0	0	18
23t)	Hopkins, Hou. (WR)	3	0	3	0	0	18
23t)	James, Pit. (TE)	3	0	3	0	0	18
23t)	M. Jones, Det. (WR)	3	0	3	0	0	18
23t)	J. Jones, Atl. (WR)	3	0	3	0	0	18
23t)	Michael, Sea. (RB)	3	2	1	0	0	18
23t)	Miller, Chi. (TE)	3	0	3	0	0	18
23t)	Murray, Oak. (RB)	3	3	0	0	0	18
23t)	*Prescott, Dal. (QB)	3	3	0	0	0	18
23t)	Quick, L.A. (WR)	3	0	3	0	0	18
23t)	Roberts, Oak. (WR)	3	0	3	0	0	18
23t)	A. Robinson, Jac. (WR)	3	0	3	0	0	18
23t)	Royal, Chi. (WR)	3	0	2	1	0	18
23t)	Rudolph, Min. (TE)	3	0	3	0	0	18
23t)	Sanders, Den. (WR)	3	0	3	0	0	18
47t)	Allen, Ind. (TE)	2	0	2	0	1	14
47t)	Ingram, N.O. (RB)	2	1	1	0	1	14
47t)	Newton, Car. (QB)	2	2	0	0	1	14
47t)	Olsen, Car. (TE)	2	0	2	0	1	14

WEEK 5 / THROUGH MONDAY, OCTOBER 10, 2016**NFL / LEADING SCORERS, KICKERS**

Rank	Player, Team	PAT	FG	Pct	Long	Pts
1t)	Bryant, Atl.	18/18	11/11	1.000	53	51
1t)	Vinatieri, Ind.	12/12	13/13	1.000	54	51
3)	Hopkins, Was.	10/11	13/14	.929	49	49
4t)	Lambo, S.D.	17/18	9/10	.900	47	44
4t)	Nugent, Cin.	8/ 8	12/14	.857	47	44
6)	Tucker, Bal.	6/ 6	12/12	1.000	53	42
7t)	McManus, Den.	11/12	10/11	.909	46	41
7t)	Sturgis, Phi.	11/12	10/11	.909	53	41
9)	Novak, Hou.	7/ 7	11/14	.786	53	40
10)	Bailey, Dal.	15/15	8/10	.800	56	39
11)	Folk, NY-J	8/ 9	10/11	.909	48	38
12)	Walsh, Min.	10/12	9/12	.750	50	37
13t)	Gano, Car.	11/12	8/11	.727	54	35
13t)	Prater, Det.	11/12	8/ 9	.889	50	35
15t)	Gostkowski, N.E.	13/13	7/10	.700	53	34
15t)	Janikowski, Oak.	13/13	7/ 9	.778	56	34
15t)	Zuerlein, L.A.	7/ 7	9/ 9	1.000	54	34
18t)	Brown, NY-G	6/ 6	9/10	.900	48	33
18t)	Carpenter, Buf.	12/14	7/ 9	.778	45	33
20)	Crosby, G.B.	11/11	7/ 7	1.000	46	32
21t)	Catanzaro, Ariz	13/14	6/ 7	.857	60	31
21t)	Hauschka, Sea.	7/ 8	8/ 8	1.000	53	31
23)	Myers, Jac.	9/ 9	7/ 9	.778	50	30
24t)	Boswell, Pit.	17/17	4/ 5	.800	49	29
24t)	Santos, K.C.	8/ 8	7/ 8	.875	54	29
26)	*Lutz, N.O.	13/13	5/ 8	.625	57	28
27)	Succop, Ten.	8/ 9	6/ 7	.857	48	26
28t)	Barth, Chi.	10/10	5/ 8	.625	49	25
28t)	Dawson, S.F.	13/13	4/ 5	.800	39	25
30)	Franks, Mia.	10/10	4/ 5	.800	41	22
31)	*Aguayo, T.B.	8/ 9	4/ 8	.500	43	20
32)	Parkey, Cle.	4/ 4	5/ 8	.625	51	19
33)	Murray, Cle.	3/ 4	1/ 2	.500	35	6
34)	Bullock, NY-G	2/ 3	0/ 0	---	--	2

NFL / TOUCHBACKS ON KICKOFFS

Rank	Player, Team	TB
1)	Bosher, Atl.	27
2)	Lambo, S.D.	26
3)	Hopkins, Was.	23
4)	McAfee, Ind.	21
5t)	Boswell, Pit.	19
5t)	Gano, Car.	19
5t)	McManus, Den.	19
8)	Catanzaro, Ariz	18
9t)	Bailey, Dal.	17
9t)	Martin, Det.	17
11t)	Sturgis, Phi.	15
11t)	Zuerlein, L.A.	15
13t)	*Aguayo, T.B.	14
13t)	Hauschka, Sea.	14
13t)	Janikowski, Oak.	14
13t)	*Lutz, N.O.	14
13t)	Myers, Jac.	14
13t)	Succop, Ten.	14
19t)	Gostkowski, N.E.	13
19t)	Walsh, Min.	13
21t)	Franks, Mia.	12
21t)	Tucker, Bal.	12
23)	Parkey, Cle.	11
24t)	Brown, NY-G	10
24t)	Folk, NY-J	10
24t)	Nugent, Cin.	10
27t)	Crosby, G.B.	9
27t)	Santos, K.C.	9
29)	Barth, Chi.	7
30)	Pinion, S.F.	6
31t)	Carpenter, Buf.	5
31t)	Gay, Buf.	5
33)	Murray, Cle.	4
34t)	Bullock, NY-G	3
34t)	Dawson, S.F.	3
36)	Novak, Hou.	1

WEEK 5 / THROUGH MONDAY, OCTOBER 10, 2016

NFL / MOST YARDS FROM SCRIMMAGE

Rank	Player, Team	Total			Rushing			Receiving		
		Yards	Att+Rec	Avg	Yards	Att	Avg	Yards	Rec	Avg
1)	D. Johnson, Ariz (RB)	695	108	6.4	457	91	5.0	238	17	14.0
2)	Murray, Ten. (RB)	633	117	5.4	461	93	5.0	172	24	7.2
3)	*Elliott, Dal. (RB)	627	118	5.3	546	109	5.0	81	9	9.0
4)	McCoy, Buf. (RB)	542	104	5.2	447	85	5.3	95	19	5.0
5)	Freeman, Atl. (RB)	527	92	5.7	410	78	5.3	117	14	8.4
6)	M. Jones, Det. (WR)	519	27	19.2	0	0	---	519	27	19.2
7)	Green, Cin. (WR)	518	36	14.4	0	0	---	518	36	14.4
8)	J. Jones, Atl. (WR)	517	24	21.5	0	0	---	517	24	21.5
9)	Olsen, Car. (TE)	516	33	15.6	0	0	---	516	33	15.6
10)	Hilton, Ind. (WR)	507	35	14.5	0	0	---	507	35	14.5
11)	Crowell, Cle. (RB)	487	81	6.0	416	74	5.6	71	7	10.1
12)	Ware, K.C. (RB)	483	65	7.4	284	54	5.3	199	11	18.1
13)	Coleman, Atl. (RB)	473	63	7.5	160	46	3.5	313	17	18.4
14)	Cooper, Oak. (WR)	456	26	17.5	0	0	---	456	26	17.5
15)	L. Miller, Hou. (RB)	453	115	3.9	371	101	3.7	82	14	5.9
16)	Evans, T.B. (WR)	449	32	14.0	0	0	---	449	32	14.0
17)	Brown, Pit. (WR)	447	37	12.1	0	0	---	447	37	12.1
18)	Hyde, S.F. (RB)	443	108	4.1	377	95	4.0	66	13	5.1
19)	Forte, NY-J (RB)	431	106	4.1	341	93	3.7	90	13	6.9
20)	Coates, Pit. (WR)	426	21	20.3	5	2	2.5	421	19	22.2
21t)	Gordon, S.D. (RB)	421	103	4.1	299	89	3.4	122	14	8.7
21t)	Landry, Mia. (WR)	421	37	11.4	18	3	6.0	403	34	11.9
23)	*Howard, Chi. (RB)	418	63	6.6	296	51	5.8	122	12	10.2
24)	Gore, Ind. (RB)	398	92	4.3	328	78	4.2	70	14	5.0
25)	Jeffery, Chi. (WR)	394	22	17.9	0	0	---	394	22	17.9
26t)	Benjamin, S.D. (WR)	393	29	13.6	-1	1	-1.0	394	28	14.1
26t)	Blount, N.E. (RB)	393	109	3.6	389	106	3.7	4	3	1.3
28)	C. Anderson, Den. (RB)	387	96	4.0	293	84	3.5	94	12	7.8
29)	Gurley, L.A. (RB)	382	116	3.3	288	105	2.7	94	11	8.5
30)	Thomas, Den. (WR)	381	26	14.7	0	0	---	381	26	14.7
31)	Sanders, Den. (WR)	373	32	11.7	0	0	---	373	32	11.7
32)	Jones, Was. (RB)	371	81	4.6	298	73	4.1	73	8	9.1
33)	Diggs, Min. (WR)	370	27	13.7	-2	2	-1.0	372	25	14.9
34)	Fitzgerald, Ariz (WR)	366	33	11.1	5	2	2.5	361	31	11.6
35)	B. Marshall, NY-J (WR)	363	24	15.1	0	0	---	363	24	15.1
36)	Riddick, Det. (RB)	361	76	4.8	171	50	3.4	190	26	7.3
37)	Beckham, NY-G (WR)	359	27	13.3	0	0	---	359	27	13.3
38t)	Michael, Sea. (RB)	358	75	4.8	290	63	4.6	68	12	5.7
38t)	Ty. Williams, S.D. (WR)	358	21	17.0	0	0	---	358	21	17.0
40t)	Britt, L.A. (WR)	356	23	15.5	0	0	---	356	23	15.5
40t)	Pryor, Cle. (WR)	356	31	11.5	18	7	2.6	338	24	14.1
40t)	D. Williams, Pit. (RB)	356	86	4.1	265	71	3.7	91	15	6.1
43)	Crabtree, Oak. (WR)	355	29	12.2	0	0	---	355	29	12.2
44t)	West, Bal. (RB)	350	71	4.9	327	65	5.0	23	6	3.8
44t)	Whittaker, Car. (RB)	350	51	6.9	186	32	5.8	164	19	8.6
46)	Ingram, N.O. (RB)	346	70	4.9	221	54	4.1	125	16	7.8
47)	Beasley, Dal. (WR)	339	28	12.1	7	1	7.0	332	27	12.3
48)	Bell, Pit. (RB)	332	52	6.4	210	38	5.5	122	14	8.7
49)	Bernard, Cin. (RB)	329	59	5.6	118	34	3.5	211	25	8.4
50)	*Fuller, Hou. (WR)	327	20	16.4	0	0	---	327	20	16.4

WEEK 5 / THROUGH MONDAY, OCTOBER 10, 2016**NFL / LEADERS IN FIRST DOWNS**

Rank	Player, Team	Rush	Rec	Tot
1)	Murray, Ten. (RB)	23	10	33
2)	*Elliott, Dal. (RB)	31	1	32
3)	D. Johnson, Ariz (RB)	23	8	31
4t)	Brown, Pit. (WR)	0	26	26
4t)	Evans, T.B. (WR)	0	26	26
4t)	Gordon, S.D. (RB)	20	6	26
7t)	Freeman, Atl. (RB)	21	4	25
7t)	McCoy, Buf. (RB)	20	5	25
9t)	Crabtree, Oak. (WR)	0	24	24
9t)	Fitzgerald, Ariz (WR)	0	24	24
9t)	Olsen, Car. (TE)	0	24	24
12)	Crowell, Cle. (RB)	19	4	23
13t)	Gurley, L.A. (RB)	18	4	22
13t)	Hilton, Ind. (WR)	0	22	22
13t)	Jones, Was. (RB)	18	4	22
16t)	Forte, NY-J (RB)	17	4	21
16t)	Green, Cin. (WR)	0	21	21
16t)	*Howard, Chi. (RB)	17	4	21
16t)	Hyde, S.F. (RB)	18	3	21
16t)	Sanders, Den. (WR)	0	21	21
21t)	Blount, N.E. (RB)	20	0	20
21t)	Coleman, Atl. (RB)	10	10	20
21t)	Gore, Ind. (RB)	17	3	20
21t)	Pryor, Cle. (WR)	2	18	20
21t)	Ware, K.C. (RB)	13	7	20
26t)	Beckham, NY-G (WR)	0	19	19
26t)	M. Jones, Det. (WR)	0	19	19
26t)	Kerley, S.F. (WR)	0	19	19
26t)	Landry, Mia. (WR)	1	18	19
26t)	Riddick, Det. (RB)	11	8	19
26t)	D. Williams, Pit. (RB)	15	4	19
32t)	C. Anderson, Den. (RB)	13	5	18
32t)	Beasley, Dal. (WR)	0	18	18
32t)	Benjamin, Car. (WR)	0	18	18
32t)	Britt, L.A. (WR)	0	18	18
32t)	Diggs, Min. (WR)	0	18	18
32t)	Enunwa, NY-J (WR)	0	18	18
32t)	Hopkins, Hou. (WR)	0	18	18
32t)	Jeffery, Chi. (WR)	0	18	18
32t)	B. Marshall, NY-J (WR)	0	18	18
32t)	L. Miller, Hou. (RB)	16	2	18
32t)	Reed, Was. (TE)	0	18	18
32t)	Wallace, Bal. (WR)	1	17	18
44t)	Baldwin, Sea. (WR)	0	17	17
44t)	Cooper, Oak. (WR)	0	17	17
44t)	Ingram, N.O. (RB)	10	7	17
44t)	J. Jones, Atl. (WR)	0	17	17
44t)	Rudolph, Min. (TE)	0	17	17
49t)	Michael, Sea. (RB)	14	2	16
49t)	A. Robinson, Jac. (WR)	0	16	16
49t)	Thomas, Den. (WR)	0	16	16
49t)	West, Bal. (RB)	15	1	16
49t)	Whittaker, Car. (RB)	8	8	16

WEEK 5 / THROUGH MONDAY, OCTOBER 10, 2016**NFL / LEADING PUNTERS**

Rank	Player, Team	No	Yards	Lg	Avg	TB	Blk	Dwn	OB	Opp Ret	In Yds	Net 20	Avg
1)	McAfee, Ind.	17	881	74	51.8	4	0	2	4	6	37	7	44.9
2)	Morstead, N.O.	16	817	66	51.1	3	0	4	3	6	55	6	43.9
3)	Martin, Det.	19	951	63	50.1	1	0	2	1	9	46	9	46.6
4)	Lee, Car.	21	1045	76	49.8	3	0	6	0	8	121	10	41.1
5)	Lechler, Hou.	24	1193	62	49.7	1	0	1	2	18	263	9	37.9
6)	King, Oak.	26	1289	72	49.6	3	0	3	6	10	151	11	41.5
7)	C. Jones, Dal.	15	737	63	49.1	2	0	1	2	7	90	6	40.5
8)	Darr, Mia.	30	1461	66	48.7	2	0	1	2	14	116	12	43.5
9)	Nortman, Jac.	17	822	78	48.4	2	0	6	1	5	39	7	43.7
10)	Berry, Pit.	21	999	63	47.6	1	0	2	4	8	72	10	43.2
11)	Koch, Bal.	26	1235	68	47.5	2	0	2	5	14	264	6	35.8
12)	Bosher, Atl.	16	758	68	47.4	1	0	2	0	5	33	9	44.1
13)	*Dixon, Den.	23	1089	62	47.3	3	0	5	1	8	60	8	42.1
14)	Anger, T.B.	27	1271	59	47.1	2	0	1	1	9	59	11	43.4
15)	Pinion, S.F.	32	1501	65	46.9	1	0	3	1	16	186	9	40.5
16)	Wing, NY-G	22	1030	63	46.8	4	0	4	1	10	117	6	37.9
17)	Kern, Ten.	24	1116	71	46.5	2	0	2	1	13	250	9	34.4
18)	Colquitt, Cle.	22	1022	59	46.5	1	0	3	2	9	106	4	40.7
19)	Hekker, L.A.	29	1310	64	45.2	0	0	1	3	9	58	16	43.2
20)	Huber, Cin.	26	1162	58	44.7	2	0	3	3	13	90	10	39.7
21)	Allen, N.E.	24	1070	57	44.6	0	0	6	2	7	51	11	42.5
22)	D. Jones, Phi.	17	754	72	44.4	3	0	5	0	2	68	5	36.8
23)	Locke, Min.	28	1220	62	43.6	2	0	6	0	8	63	13	39.9
24)	*Edwards, NY-J	18	784	54	43.6	2	0	2	1	9	117	6	34.8
25)	Colquitt, K.C.	21	911	58	43.4	2	0	4	1	8	36	9	39.8
26)	Ryan, Sea.	20	867	57	43.4	1	0	3	1	8	67	8	39.0
27)	O'Donnell, Chi.	21	894	51	42.6	2	0	1	1	7	152	4	33.4
28)	Quigley, Ariz	13	551	55	42.4	1	0	2	0	4	47	7	37.2
29)	Way, Was.	14	592	61	42.3	2	0	3	3	5	41	6	36.5
30)	Schmidt, Buf.	25	1048	58	41.9	1	0	3	8	9	19	9	40.4
31)	Schum, G.B.	15	606	56	40.4	0	0	1	5	4	36	2	38.0
32)	Butler, Ariz	15	605	50	40.3	0	0	1	1	9	100	6	33.7
33)	*Kaser, S.D.	17	664	56	39.1	0	0	1	3	9	56	3	35.8

NFL / LEADING PUNTERS, NET AVERAGE

Rank	Player, Team	No	Yards	Lg	Avg	TB	Blk	Dwn	OB	Opp Ret	In Yds	Net 20	Avg
1)	Martin, Det.	19	951	63	50.1	1	0	2	1	9	46	9	46.6
2)	McAfee, Ind.	17	881	74	51.8	4	0	2	4	6	37	7	44.9
3)	Bosher, Atl.	16	758	68	47.4	1	0	2	0	5	33	9	44.1
4)	Morstead, N.O.	16	817	66	51.1	3	0	4	3	6	55	6	43.9
5)	Nortman, Jac.	17	822	78	48.4	2	0	6	1	5	39	7	43.7
6)	Darr, Mia.	30	1461	66	48.7	2	0	1	2	14	116	12	43.5
7)	Anger, T.B.	27	1271	59	47.1	2	0	1	1	9	59	11	43.4
8)	Berry, Pit.	21	999	63	47.6	1	0	2	4	8	72	10	43.2
9)	Hekker, L.A.	29	1310	64	45.2	0	0	1	3	9	58	16	43.2
10)	Allen, N.E.	24	1070	57	44.6	0	0	6	2	7	51	11	42.5
11)	*Dixon, Den.	23	1089	62	47.3	3	0	5	1	8	60	8	42.1
12)	King, Oak.	26	1289	72	49.6	3	0	3	6	10	151	11	41.5
13)	Lee, Car.	21	1045	76	49.8	3	0	6	0	8	121	10	41.1
14)	Colquitt, Cle.	22	1022	59	46.5	1	0	3	2	9	106	4	40.7
15)	Pinion, S.F.	32	1501	65	46.9	1	0	3	1	16	186	9	40.5
16)	C. Jones, Dal.	15	737	63	49.1	2	0	1	2	7	90	6	40.5
17)	Schmidt, Buf.	25	1048	58	41.9	1	0	3	8	9	19	9	40.4
18)	Locke, Min.	28	1220	62	43.6	2	0	6	0	8	63	13	39.9
19)	Colquitt, K.C.	21	911	58	43.4	2	0	4	1	8	36	9	39.8
20)	Huber, Cin.	26	1162	58	44.7	2	0	3	3	13	90	10	39.7
21)	Ryan, Sea.	20	867	57	43.4	1	0	3	1	8	67	8	39.0
22)	Schum, G.B.	15	606	56	40.4	0	0	1	5	4	36	2	38.0
23)	Lechler, Hou.	24	1193	62	49.7	1	0	1	2	18	263	9	37.9
24)	Wing, NY-G	22	1030	63	46.8	4	0	4	1	10	117	6	37.9
25)	Quigley, Ariz	13	551	55	42.4	1	0	2	0	4	47	7	37.2
26)	D. Jones, Phi.	17	754	72	44.4	3	0	5	0	2	68	5	36.8
27)	Way, Was.	14	592	61	42.3	2	0	3	3	5	41	6	36.5
28)	Koch, Bal.	26	1235	68	47.5	2	0	2	5	14	264	6	35.8
29)	*Kaser, S.D.	17	664	56	39.1	0	0	1	3	9	56	3	35.8
30)	*Edwards, NY-J	18	784	54	43.6	2	0	2	1	9	117	6	34.8
31)	Kern, Ten.	24	1116	71	46.5	2	0	2	1	13	250	9	34.4
32)	Butler, Ariz	15	605	50	40.3	0	0	1	1	9	100	6	33.7
33)	O'Donnell, Chi.	21	894	51	42.6	2	0	1	1	7	152	4	33.4

WEEK 5 / THROUGH MONDAY, OCTOBER 10, 2016**NFL / PUNT RETURN LEADERS**

Rank	Player, Team	Ret	FC	Yards	Avg	Long	TD
1)	Crowder, Was.	7	2	194	27.7	85t	1
2)	Roberts, Det.	7	1	138	19.7	85t	1
3)	Sherels, Min.	11	7	181	16.5	79t	2
4)	Weems, Atl.	8	7	127	15.9	73	0
5)	Lockett, Sea.	8	10	118	14.8	62	0
6)	*Grant, Mia.	7	0	103	14.7	74t	1
7)	*Richard, Oak.	8	1	116	14.5	47	0
8)	Royal, Chi.	10	7	139	13.9	65t	1
9)	*Hill, K.C.	11	0	147	13.4	32	0
10)	Sproles, Phi.	7	4	81	11.6	40	0
11)	Norwood, Den.	8	6	92	11.5	17	0
12)	Humphries, T.B.	11	9	118	10.7	25	0
13)	Austin, L.A.	12	7	114	9.5	47	0
14)	Tate, Buf.	9	3	84	9.3	31	0
15)	Greene, Jac.	10	2	86	8.6	42	0
16)	*Ervin, Hou.	11	13	91	8.3	18	0
17)	Kerley, S.F.	7	14	57	8.1	26	0
18)	Whitehead, Dal.	8	1	61	7.6	14	0
19)	Jo. Brown, Ariz	9	8	67	7.4	19	0
20)	Benjamin, S.D.	8	0	59	7.4	18	0
21)	Mariani, Ten.	11	6	80	7.3	17	0
22)	Hester, Bal.	9	7	65	7.2	20	0
23)	Amendola, N.E.	8	4	55	6.9	19	0
24)	Ginn, Car.	11	7	62	5.6	16	0

NFL / KICKOFF RETURN LEADERS

Rank	Player, Team	Ret	Yards	Avg	Long	TD
1)	Patterson, Min.	7	209	29.9	61	0
2)	Hester, Bal.	9	259	28.8	60	0
3)	Harris, NY-G	9	258	28.7	44	0
4)	Bray, Ind.	7	181	25.9	39	0
5)	*J. Marshall, NY-J	9	231	25.7	65	0
6)	Tate, Buf.	10	235	23.5	45	0
7)	Mariani, Ten.	11	256	23.3	33	0
8)	*Ervin, Hou.	10	226	22.6	33	0
9)	*Hill, K.C.	7	158	22.6	33	0
10t)	Ginn, Car.	12	269	22.4	59	0
10t)	Thompson, Chi.	12	269	22.4	32	0
12)	Weems, Atl.	7	156	22.3	42	0
13)	Grant, Jac.	12	256	21.3	32	0
14)	Davis, K.C.	6	126	21.0	30	0
15)	McCluster, S.D.	8	165	20.6	30	0
16)	Roberts, Det.	10	204	20.4	31	0
17)	Murphy, N.O.	5	86	17.2	26	0
18)	Ellington, Ariz	8	134	16.8	25	0

WEEK 5 / THROUGH MONDAY, OCTOBER 10, 2016**NFL / LEADERS IN INTERCEPTIONS**

Rank	Player, Team	Int	Yards	Avg	Long	TD
1)	Peters, K.C.	4	47	11.8	28	0
2t)	Cooper, Ariz	3	95	31.7	60t	1
2t)	Talib, Den.	3	86	28.7	46t	1
2t)	Hayward, S.D.	3	50	16.7	31	0
2t)	Mosley, Bal.	3	12	4.0	12	0
6t)	Gilmore, Buf.	2	48	24.0	34	0
6t)	Robey, Buf.	2	44	22.0	41t	1
6t)	Alford, Atl.	2	34	17.0	30t	1
6t)	Collins, N.E.	2	31	15.5	18	0
6t)	S. Smith, Oak.	2	27	13.5	27	0
6t)	Jenkins, NY-G	2	26	13.0	23	0
6t)	Taylor, Cle.	2	26	13.0	29	0
6t)	Peterson, Ariz	2	25	12.5	25	0
6t)	M. Williams, NY-J	2	14	7.0	14	0
6t)	Haden, Cle.	2	9	4.5	9	0
6t)	Barron, L.A.	2	8	4.0	7	0
6t)	McCourty, Ten.	2	7	3.5	6	0
6t)	Sherman, Sea.	2	6	3.0	6	0
6t)	McLeod, Phi.	2	5	2.5	5	0
6t)	Waynes, Min.	2	4	2.0	4	0
6t)	Cox, Ten.	2	3	1.5	3	0

WEEK 5 / THROUGH MONDAY, OCTOBER 10, 2016**NFL / LEADERS IN SACKS**

Rank	Player, Team	Sacks
1)	Alexander, Buf. (LB)	7.0
2)	Miller, Den. (LB)	6.5
3t)	M. Golden, Ariz (LB)	6.0
3t)	Orakpo, Ten. (LB)	6.0
5t)	Hyder, Det. (DE)	5.0
5t)	L. Williams, NY-J (DT)	5.0
7t)	Beasley, Atl. (LB)	4.5
7t)	Murphy, Was. (DE)	4.5
7t)	Perry, G.B. (LB)	4.5
10t)	Cox, Phi. (DT)	4.0
10t)	Dunlap, Cin. (DE)	4.0
10t)	Griffen, Min. (DE)	4.0
10t)	Hughes, Buf. (LB)	4.0
10t)	Hunter, Min. (DE)	4.0
10t)	Jones, Ariz (LB)	4.0
10t)	Ray, Den. (LB)	4.0
10t)	Robison, Min. (DE)	4.0
10t)	Suggs, Bal. (LB)	4.0
10t)	Walden, Ind. (LB)	4.0
10t)	Wolfe, Den. (DE)	4.0
10t)	Young, Chi. (LB)	4.0
22)	Mercilus, Hou. (LB)	3.5
23t)	Bennett, Sea. (DE)	3.0
23t)	Clark, Sea. (DE)	3.0
23t)	Clarke, Cin. (DE)	3.0
23t)	Fairley, N.O. (DT)	3.0
23t)	Freeney, Atl. (DE)	3.0
23t)	Graham, Phi. (DE)	3.0
23t)	Heyward, Pit. (DE)	3.0
23t)	Ingram, S.D. (LB)	3.0
23t)	Jernigan, Bal. (DE)	3.0
23t)	Joseph, Min. (DT)	3.0
23t)	Matthews, G.B. (LB)	3.0
23t)	*Ngakoue, Jac. (DE)	3.0
23t)	Sheard, N.E. (DE)	3.0
36t)	Atkins, Cin. (DT)	2.5
36t)	Jordan, N.O. (DE)	2.5
36t)	Kerrigan, Was. (LB)	2.5
36t)	McGee, Oak. (DT)	2.5
36t)	Minter, Ariz (LB)	2.5
36t)	Simon, Hou. (LB)	2.5
36t)	Suh, Mia. (DT)	2.5
36t)	Taylor, Det. (DE)	2.5
44t)	Alexander, T.B. (LB)	2.0
44t)	Attaochu, S.D. (LB)	2.0
44t)	Avril, Sea. (DE)	2.0
44t)	*Bosa, S.D. (DE)	2.0
44t)	Boston, Car. (DB)	2.0
44t)	Brooks, S.F. (LB)	2.0
44t)	*Brown, S.D. (LB)	2.0
44t)	M. Brown, N.E. (DT)	2.0
44t)	Campbell, Ariz (DE)	2.0
44t)	Casey, Ten. (DE)	2.0
44t)	Clowney, Hou. (DE)	2.0
44t)	T. Crawford, Dal. (DE)	2.0
44t)	Donald, L.A. (DT)	2.0
44t)	*Fackrell, G.B. (LB)	2.0
44t)	Fowler, Jac. (DE)	2.0
44t)	Hicks, Chi. (DE)	2.0
44t)	Irvin, Oak. (LB)	2.0
44t)	C. Johnson, Cle. (DE)	2.0
44t)	Tom Johnson, Min. (DT)	2.0
44t)	Logan, Phi. (DT)	2.0
44t)	Mayowa, Dal. (DE)	2.0
44t)	McKinney, Hou. (LB)	2.0
44t)	McLendon, NY-J (DT)	2.0
44t)	Morgan, Ten. (LB)	2.0
44t)	Quinn, L.A. (DE)	2.0
44t)	Ware, Den. (LB)	2.0
44t)	V. Williams, Pit. (LB)	2.0
44t)	Wright, Sea. (LB)	2.0

WEEK 5 / THROUGH MONDAY, OCTOBER 10, 2016**NFL / FUMBLE RECOVERIES**

Rank	Player, Team	TotRec	OffRec	DefRec
1t)	Cousins, Was.	3	3	0
1t)	Fitzpatrick, NY-J	3	3	0
1t)	Luck, Ind.	3	3	0
1t)	Winston, T.B.	3	3	0
5t)	Alonso, Mia.	2	0	2
5t)	P. Brown, Buf.	2	0	2
5t)	Cutler, Chi.	2	2	0
5t)	Dalton, Cin.	2	2	0
5t)	Thompson, Car.	2	0	2
5t)	D. Jackson, Ind.	2	0	2
5t)	Jones, Ariz	2	0	2
5t)	*C. Jones, N.E.	2	2	0
5t)	*Kessler, Cle.	2	2	0
5t)	*Louis, Cle.	2	2	0
5t)	L. Miller, Hou.	2	2	0
5t)	Nelson, Oak.	2	0	2
5t)	Palmer, Ariz	2	2	0
5t)	Rivers, S.D.	2	2	0
5t)	Roethlisberger, Pit.	2	2	0
5t)	Sendejo, Min.	2	0	2
5t)	A. Smith, K.C.	2	2	0
5t)	Taylor, Buf.	2	2	0
5t)	*Wentz, Phi.	2	2	0

NFL / OFFENSIVE FUMBLE RECOVERIES

Rank	Player, Team	Ret	Yards	Avg	Long	TD
1t)	Cousins, Was.	3	0	0.0	0	0
1t)	Fitzpatrick, NY-J	3	0	0.0	0	0
1t)	Winston, T.B.	3	0	0.0	0	0
1t)	Luck, Ind.	3	-1	-0.3	0	0
5t)	*Louis, Cle.	2	1	0.5	1	0
5t)	Cutler, Chi.	2	0	0.0	0	0
5t)	Dalton, Cin.	2	0	0.0	0	0
5t)	*C. Jones, N.E.	2	0	0.0	0	0
5t)	*Kessler, Cle.	2	0	0.0	0	0
5t)	L. Miller, Hou.	2	0	0.0	0	0
5t)	Palmer, Ariz	2	0	0.0	0	0
5t)	Rivers, S.D.	2	0	0.0	0	0
5t)	Roethlisberger, Pit.	2	0	0.0	0	0
5t)	A. Smith, K.C.	2	0	0.0	0	0
5t)	*Wentz, Phi.	2	0	0.0	0	0
5t)	Taylor, Buf.	2	-3	-1.5	0	0

NFL / DEFENSIVE FUMBLE RECOVERIES

Rank	Player, Team	Ret	Yards	Avg	Long	TD
1t)	Thompson, Car.	2	9	4.5	9t	1
1t)	Sendejo, Min.	2	5	2.5	3	0
1t)	Alonso, Mia.	2	2	1.0	2	0
1t)	P. Brown, Buf.	2	0	0.0	0	0
1t)	D. Jackson, Ind.	2	0	0.0	0	0
1t)	Jones, Ariz	2	0	0.0	0	0
1t)	Nelson, Oak.	2	0	0.0	0	0

WEEK 5 / THROUGH MONDAY, OCTOBER 10, 2016

Team/Offense Rank (Within League)

BAL	BUF	CIN	CLE	DEN	HOU	IND	JAX	KC	MIA	NE	NYJ	OAK	PIT	SD	TEN	ARI	ATL	CAR	CHI	DAL	DET	GB	LA	MIN	NO	NYG	PHI	SF	SEA	TB	WAS	
22	28	10	20	24	27	14	26	21	29	7	17	4	5	8	15	TYds/G	13	1	3	9	2	18t	25	32	30	6	18t	12	31	16	23	11
28	19	13	15	23	31	21	26	24	9	10	20	3	7	4	17	TYds/P	22	1	8	2	5	12	25	29	27	16	11	14	32	18	30	6
17	3	26	5	16	15	22	30	21	31	4	13	9	14	20	2	RYds/G	11	7	6	19	1	23	12	28	32	29	27	10	8	18	24	25
14	1	28	4	24	22	17	27	9	18	20	12	3	16	25	2	RshAvg	10	8	6	7	5	19	11	31	32	26	21	15	23	30	29	13
22	32	5	26	25	29	9	19	15	24	14	17	8	3	4	28	PsYd/G	16	1	10	6	21	13	27	30	23	2	11	20	31	12	18	7
31	27	10	22	18	32	23	25	29	15	3	20	12	6	2	21	PasAvg	24	1	13	5	4	16	26	19	8	17	14	11	30	7	28	9
15	11	6	22	20	26	12	27	8t	30	1t	32	5	16	14	23	%HdInt	25	8t	31	7	1t	19	18	24	1t	13	17	4	29	10	28	21
9	23	29	25	30	15	31	24	27	32	14	6t	1	6t	18	4	Sac/PP	20	19	22	16	5	26	12	28	8	2	11	10	21	17	13	3
17	30	10t	26t	8t	28	4	24t	18t	32	18t	15t	10t	10t	10t	21t	1D/Gm	5t	3	10t	21t	1t	5t	23	31	29	1t	18t	7	26t	24t	8t	14
24	26t	30	11t	23	21	9	32	18	31	10	7	25	2	6	11t	3D Eff	13t	17	8	29	1	5	3	26t	13t	4	22	26t	20	15	16	19
21	5t	5t	25t	1t	27t	13	8t	10t	29t	14t	14t	10t	22t	29t	24	4D Eff	29t	8t	14t	27t	1t	1t	14t	25t	14t	5t	29t	1t	14t	10t	14t	22t
27	16	30	26	12	9	19	18	10	6t	28t	21	6t	13	24	25	PR Avg	23	4	31	8	22	2	32	15	3	28t	17	11	20	5	14	1
1	21	24	30	5	17	12	25	15	11	29	3	27	23	20	13	KR Avg	16	14	10	18	6	19	22	7	8	26	4	9	28	32	31	2
11	29	20	18	13	5	1	9	25	8	21	24	6	10	32	17	GPntAv	30	12	4	27	7	3	31	19	23	2	16	22	15	26	14	28
27	17	20	14	11	23	2	5	19	6	10	30	12	8	28	31	NPntAv	29	3	13	32	16	1	22	9	18	4	24	25	15	21	7	26
22t	15	24t	29	9	31t	7	19	20	28	17	24t	5	6	2	24t	Pts/Gm	10	1	11	30	8	13t	12	31t	13t	4	27	3	18	21	22t	16
1t	23t	15t	31	8t	22	1t	23t	14	18t	28	8t	23t	18t	11t	15t	FG%	15t	1t	27	29t	18t	13	1t	1t	26	29t	11t	8t	18t	1t	32	7

Opponent/Defense Rank (Within League)

BAL	BUF	CIN	CLE	DEN	HOU	IND	JAX	KC	MIA	NE	NYJ	OAK	PIT	SD	TEN	ARI	ATL	CAR	CHI	DAL	DET	GB	LA	MIN	NO	NYG	PHI	SF	SEA	TB	WAS	
3	15	11	29	6	5	30	7	21	28	13	22	32	25	23	10	TYds/G	8	26	12	14	16	24	9	18	4	31	17	2	20	1	19	27
5	14	20	23	3	7	31	6	21	16	13	28	32	27	19	17	TYds/P	4	22	18	12	26	29	10	11	1	30	9	8	15	2	25	24
4	13	19	20	22	25	18	17	29	32	9	2	27	5	8	14	RYds/G	23	15	10	24	11	21	1	28	6	26	12	3	31	7	16	30
7	6	23	13	18	17	28	14	27	20	11	2	30	16	8	21	RshAvg	19	22	4	15	29	31	1	24	10	26	5	12	25	3	9	32
5	17	11	25	3	1	28	7	13	16	18	31	32	30	27	9	PsYd/G	4	26	15	12	19	23	24	14	8	29	20	6	10	2	22	21
5	20	23	27	2	8	29	4	19	21	11	31	32	22	17	12	PasAvg	3	16	26	13	18	25	24	9	1	28	10	7	14	6	30	15
4	6	13	11	10	24t	32	17	1	31	19	27t	12	24t	7	3	%HdInt	2	16	9	22	23	27t	26	20	5	30	29	14	15	8	21	18
16	4	15	28t	1	8	27	9	31	20	25	12t	30	28t	19	10	Sac/PP	3	23	11	14	21	12t	6	26	7	24	32	2	22	5	18	17
1	23	7t	27t	11	3	29	20t	10	25	18t	17	26	16	24	5	1D/Gm	9	31t	12	14t	18t	20t	6	27t	7t	30	20t	4	13	2	14t	31t
7t	11	15	28	17	9t	12	29	25	6	27	13	2	5	14	21	3D Eff	22	18	20	16	24	31	9t	23	7t	26	30	4	19	1	3	32
29	7t	1t	9t	13t	1t	13t	13t	23t	22	1t	6	11	12	30	1t	4D Eff	9t	28	13t	31t	13t	13t	26	27	1t	13t	31t	7t	13t	23t	23t	21
29	1	9	23	11	26	4	12	2	15	10	25	27	17t	5	30	PR Avg	20	8	28	31	24	3	17t	6	13	19	22	32	21	16	7	14
10	11	26t	23	3t	21	17	29	30	7	1	9	15	22	18	28	KR Avg	3t	14	2	25	19	8	32	16	24	12	5	6	20	31	26t	13
14	9	25	22	32	19	31	20	2	1	7	5	23	4	10	16t	GPntAv	13	30	24	29	8	18	3	12	16t	27	21	26	11	6	15	28
17	12	28	25	31	15	32	14	2	3	10	24	9	5	13	18	NPntAv	21	29	30	23	8	1	26	11	6	27	19	22	20	7	16	4
7	5t	16	30t	5t	13	30t	25	17	18	4	23	24	9	28t	10t	Pts/Gm	10t	26t	22	21	8	20	12	14	1	32	15	2	26t	3	28t	19
1	27t	15t	9t	21t	30t	19	30t	8	5t	3	21t	9t	27t	9t	7	FG%	17t	17t	13t	29	15t	13t	25t	9t	4	21t	20	2	25t	5t	21t	30t