



# *PACKERS WEEKLY MEDIA INFORMATION PACKET*

*DALLAS COWBOYS* **vs** *GREEN BAY PACKERS*

SUNDAY, OCTOBER 16, 2016 @ 3:25 PM CDT • LAMBEAU FIELD





# THE DOPE SHEET

OFFICIAL PROGRAM AND PUBLICATION, ACME-PACKERS FOOTBALL TEAM.

Packers Public Relations • Lambeau Field Atrium • 1265 Lombardi Avenue • Green Bay, WI 54304 • 920/569-7500 • 920/569-7201 fax  
Jason Wahlers, Aaron Popkey, Sarah Quick, Tom Fanning, Nathan LoCascio, Katie Hermesen

**VOL. XVIII; NO. 13**

**WEEK 6**

## GREEN BAY (3-1) VS. DALLAS COWBOYS (4-1)

Sunday, Oct. 16 • Lambeau Field • 3:25 p.m. CDT

### PACKERS STAY AT HOME TO FACE THE COWBOYS

The Green Bay Packers will host the Dallas Cowboys on Sunday afternoon at Lambeau Field.



- ▶ The Packers are 3-1, marking the second consecutive year and the seventh time since 2000 that they have won at least three of their first four games.
- ▶ Green Bay is 17-16 against the Dallas in the overall series, but has won five straight over the Cowboys, including the last matchup, 28-7, in Week 14 last season.
- ▶ Green Bay is 11-4 against Dallas at home during the regular and post-season, including wins in each of the last four contests.
- ▶ The Packers have won six of the last seven against the Cowboys at Lambeau Field (including the postseason), scoring more than 40 points in three of the wins.
- ▶ This is the fourth straight season that the teams have met (2013 and '15 regular season, 2014 postseason).
- ▶ On Sunday, Dallas will become the only team outside of the division that the Packers have played four times (including the postseason) since 2013.
- ▶ The Packers have outscored the Cowboys, 90-21, in the last three times they have faced them at home during the regular season. Green Bay held Dallas to seven points in each of those contests.
- ▶ Of the Cowboys' 15 previous road games against the Packers, only five have taken place in the month of October, with Green Bay winning four of the contests.
- ▶ QB **Aaron Rodgers** has started five times against the Cowboys during the regular season, with the Packers winning four of the contests. In those five games, Rodgers has completed 120 of 179 passes (67.0 percent) for 1,302 yards, nine touchdowns, zero interceptions and a passer rating of 105.0.
- ▶ Rodgers has registered a passer rating of 125 or more (125.4 and 131.5) in two of the last three games against Dallas.
- ▶ Sunday, the Packers will wear a re-creation of the team's uniform from 1927-48 for the second time (San Diego, Week 5 in 2015). It is navy blue and gold, and includes a gold yoke across the shoulders with faded gold pants and high navy socks. Green Bay is 8-3 when wearing a third jersey, including winning each of the last five games (2010-11, 2013-15) and seven of the last eight. In the five wins in the third jersey since 2010, the Packers have outscored their opponents, 169-72.
- ▶ Dating back to 2006, the Packers (29-9, .763) hold the second-best winning percentages in the month of October behind the New England Patriots (36-7, .837).
- ▶ Green Bay has won 11 consecutive home games during the month of October. According to the Elias Sports Bureau, it is the longest current home October winning streak and it is the second longest in franchise history behind only a 16-game streak from 1928-32.
- ▶ This Sunday, Green Bay will play the third of four consecutive home games over a five-week span. It is the first time the Packers have played four consecutive home games during a single regular season since 1963 (Games 1-4).
- ▶ The Packers have a short turnaround after Sunday's game, facing the Chicago Bears on Thursday night for the second consecutive season. It is the 11th consecutive year that the Packers and Bears will play in prime time.

### WITH THE CALL

FOX Sports, now in its 23rd season as an NFL network television partner, will broadcast the game.



- ▶ Play-by-play man **Thom Brennaman** joins color commentator **Troy Aikman** and sideline reporter **Erin Andrews**.
- ▶ Milwaukee's WTMJ (620 AM), airing Green Bay games since November 1929, heads up the Packers Radio Network that is made up of 50 stations in five states. **Wayne Larrivee** (play-by-play) and two-time Packers Pro Bowler **Larry McCarren** (analyst) call the action. McCarren first joined the team's broadcasts in 1995 and enters his 22nd season calling Packers games. After originally being paired together in 1999, McCarren and Larrivee enter their 18th season of broadcasts together.
- ▶ Sports USA Radio will air the game on radio across the country. **Wayne Randazzo** (play-by-play) and **Doug Plank** (analyst) will call the action.
- ▶ The broadcast is also available on Sirius Satellite Radio (WTMJ feed) as part of the network's NFL Sunday Drive.
- ▶ DIRECTV subscribers can watch the game on Channel 715.

### REGULAR SEASON

Date	Opponent	Time (CT)	TV
Sun., Sept. 11	at Jacksonville Jaguars	.....W, 27-23	63,179
Sun., Sept. 18	at Minnesota Vikings	.....L, 14-17	66,813
Sun., Sept. 25	DETROIT LIONS	.....W, 34-27	78,411
Sun., Oct. 2	BYE		
Sun., Oct. 9	NEW YORK GIANTS (Gold Pkg.)	.....W, 23-16	78,401
Sun., Oct. 16	DALLAS COWBOYS	.....*3:25 p.m.	FOX
Thu., Oct. 20	CHICAGO BEARS	.....7:25 p.m.	CBS/NFLN/Twitter
Sun., Oct. 30	at Atlanta Falcons	.....*12 p.m.	FOX
Sun., Nov. 6	INDIANAPOLIS COLTS (Gold Pkg.)	.....*3:25 p.m.	CBS
Sun., Nov. 13	at Tennessee Titans	.....*12 p.m.	FOX
Sun., Nov. 20	at Washington Redskins	.....*7:30 p.m.	NBC
Mon., Nov. 28	at Philadelphia Eagles	.....7:30 p.m.	ESPN
Sun., Dec. 4	HOUSTON TEXANS	.....*12 p.m.	CBS
Sun., Dec. 11	SEATTLE SEAHAWKS	.....*3:25 p.m.	FOX
Sun., Dec. 18	at Chicago Bears	.....*12 p.m.	FOX
Sat., Dec. 24	MINNESOTA VIKINGS	.....12 p.m.	FOX
Sun., Jan. 1	at Detroit Lions	.....*12 p.m.	FOX

\*—Start time and broadcast may shift due to NFL flexible scheduling

### NFL POSTSEASON DATES

Jan. 7-8	.....AFC and NFC Wild Card Playoffs
Jan. 14-15	.....AFC and NFC Divisional Playoffs
Jan. 22	.....AFC and NFC Championship Games
Jan. 29	.....Pro Bowl, Aloha Stadium, Honolulu, Hawaii
Feb. 5	.....Super Bowl LI, NRG Stadium, Houston, Texas





## PACKERS VS. COWBOYS - WEEK 6

### DEFENSIVE STRENGTH

Afer being a key reason why the Packers won 10 games and made the playoffs last season, Green Bay's defense continues to impress.

►Through Week 5, the Packers defense ranks **No. 1 in the NFL in rushing yards per game and rushing yards per carry:**

Team	Rushing Yards Allowed Per Game
1. Green Bay	42.8
2. N.Y. Jets	68.4
3. Philadelphia	73.3
4. Baltimore	76.0
5. Pittsburgh	77.0

Team	Rushing Yards Per Carry Allowed
1. Green Bay	1.99
2. N.Y. Jets	2.97
3. Seattle	3.34
4. Carolina	3.36
5. N.Y. Giants	3.50

- Green Bay's defense allowed 48 yards rushing on 26 carries (1.85 avg.) in Week 1 at Jacksonville. It was the first time the Jaguars rushed for 48 or fewer yards on 25-plus attempts since Nov. 14, 1999 (vs. Baltimore, 47 yards on 26 attempts).
- In Week 2, Green Bay limited Vikings RB Adrian Peterson to 19 yards on 12 carries (1.6 avg.), tied for the second-fewest yards (19 yards on 13 carries, 1.5, at Arizona, Dec. 6, 2009) he has gained in a game with 10-plus carries in his career (three rushes for 14 yards, 0.2 avg., at San Francisco, Dec. 9, 2007).
- Peterson's 1.6 yards-per-carry average was the fourth lowest in his career in a game he carried the ball 10-plus times.
- The 1.85 yards-per-carry average against Jacksonville was the eighth lowest and the 1.36 yards-per-carry average at Minnesota was the lowest by a Green Bay opponent (min. 20 attempts) dating back to 1970.

Opponent	Yards Per Carry Allowed
1. Minnesota, 9/18/16	1.36
2. Cleveland, 10/19/86	1.45
3. Miami, 9/22/91	1.48
4t. Philadelphia, 11/5/78	1.70
4t. San Francisco, 11/4/90	1.70
6. Detroit, 11/15/15	1.73
7. Buffalo, 12/22/02	1.79
8. Jacksonville, 9/11/16	1.85

►The Packers are one of two teams (Minnesota) to not allow a run of 20-plus yards this season.

### STAT OF THE WEEK

►According to the Elias Sports Bureau, the Packers' 171 rushing yards allowed this season are the second-fewest rushing yards allowed by a team through the first four games since the NFL began compiling individual stats in 1933 (San Francisco, 157 yards on 74 attempts in 1995).

►The Green Bay defense has only allowed two runs of 10-plus yards this season, **No. 1 in the NFL.**

Team	Runs Of 10-Plus Yards Allowed
1. Green Bay	2
2. Seattle	5
3. Baltimore	7

### PERRY LEADS THE PASS RUSH

Despite playing just four games, Green Bay is **tied for No. 5 in the NFL** in sacks (14) this season.

►The Packers rank **No. 6 in the league** in sacks per pass attempt:

Team	Sacks/Pass Attempt
1. Denver	11.38%
2. Philadelphia	11.29%
3. Arizona	10.53%
4. Buffalo	9.71%
5. Seattle	9.60%
6. Green Bay	9.59%
7. Minnesota	9.50%

- LB **Nick Perry** leads the Packers with a career-best 4.5 sacks, ranking **tied for No. 7 in the NFL** this season.
- Perry's 4.5 sacks in the first four games are the most by a Packer since LB **Clay Matthews** registered 7.0 in the first four contests of the 2012 season.
- Perry has recorded at least a half-sack in four straight games, the longest streak of his career.
- Perry matched his career high with a team-best two sacks in Week 3 vs. Detroit. He has at least a half-sack in all three games this season. He has at least one two-sack game in each of the last four seasons (2013-16), the lone Packer to accomplish that feat over that span.
- Dating back to 2015 (including postseason), Perry has eight sacks in the last six games. Since the start of the 2015 playoffs, Perry is **second in the NFL** in sacks:

Player	Sacks (Since 2015 Playoffs)
1. Von Miller, DEN	11.5
2. Nick Perry, GB	8.0
3. Lorenzo Alexander, BUF	7.0
4t. Whitney Mercilus, HOU	6.5
4t. Derek Wolfe, DEN	6.5

►DB **Micah Hyde** recorded a sack against the N.Y. Giants, giving him a sack in all four of his seasons (2013-16). Hyde is the only defensive back in team history (since 1982) to register a sack in each of his first four seasons in the NFL. He is also one of two NFL defensive backs (Rams S T.J. McDonald) to record at least one sack in each of the last four seasons.

►The Packers (four) join the Philadelphia Eagles (four) as the only teams to record three sacks or more in each game they have played this season. Dating back to 2015, the Packers are **No. 2 in the NFL** in three-plus sack games:

Team	Games With Three-Plus Sacks (Since 2015)
1. Denver	15
2. Green Bay	12
3t. Seven teams	10



## PACKERS VS. COWBOYS - WEEK 6

### HOME SWEET HOME

Green Bay has a long tradition of playing well at Lambeau Field. The Packers are in the midst of playing four straight and five of six games at home.

- ▶ The Packers are 2-0 at home this season, including improving to 9-2 (.818) in home openers under Head Coach **Mike McCarthy**.
- ▶ Green Bay has outscored its opponents, 179-19, in the first quarter in the last 17 regular-season games at Lambeau Field, including a 21-3 margin this season.
- ▶ Since the start of 2014, Green Bay ranks **No. 3 in the NFL** in winning percentage at home:

Team	Record At Home (Since 2014)	Pct.
1. Denver	16-3	.842
2. New England	16-3	.842
<b>3. Green Bay</b>	<b>15-3</b>	<b>.833</b>
4. Pittsburgh	15-4	.789

- ▶ Under Head Coach **Mike McCarthy**, Green Bay is 60-20-1 at home during the regular season. The Packers' .747 winning percentage ranks **No. 2 in the NFL** over that span:

Team	Record At Home (Since 2006)	Pct.
1. New England	71-12	.855
<b>2. Green Bay</b>	<b>61-20-1</b>	<b>.750</b>
3. Pittsburgh	61-22	.735
4t. Baltimore	60-23	.723
4t. Indianapolis	60-23	.723

- ▶ The Packers finished with a .500 or better record at home in nine of the first 10 seasons under McCarthy:

Season	Home Record
2015	5-3
2014	8-0
2013	4-3-1
2012	7-1
2011	8-0
2010	7-1
2009	6-2
2008	4-4
2007	7-1
2006	3-5

- ▶ The Packers rank **No. 2 in the NFL** in point differential at home since the start of the 2014 season:

Team	Point Differential At Home (Since 2014)
1. New England	plus-259
<b>2. Green Bay</b>	<b>plus-218</b>
3. Pittsburgh	plus-208
4. Kansas City	plus-162
5. Seattle	plus-161

- ▶ In 2014, Green Bay's plus-155 point differential at home was the highest in franchise history (dating back to 1940), eclipsing the plus-151 in 1996.
- ▶ Under McCarthy, Green Bay has scored 30-plus points at home during the regular season 37 times, winning 35 of those contests. The Packers' 37 home games with at least 30 points are **No. 3 in the league** since 2006:

Team	30-Plus Point Home Games (Since 2006)
1. New England	43
2. New Orleans	41
<b>3. Green Bay</b>	<b>37</b>
4t. Dallas	34
4t. San Diego	34

- ▶ QB **Aaron Rodgers** has a 109.2 passer rating at Lambeau Field, the highest home passer rating in NFL history (minimum 1,000 pass attempts).
- ▶ Rodgers is among the league leaders in a few passing categories at home since he became the starter in 2008 (min. 536 att.):

Player	Passer Rating At Home (Since 2008)
1. Drew Brees, NO	109.7
<b>2. Aaron Rodgers, GB</b>	<b>109.6</b>
3. Russell Wilson, SEA	103.3
4. Tom Brady, NE	102.4

Player	Passer TDs At Home (Since 2008)
1. Drew Brees, NO	188
<b>2. Aaron Rodgers, GB</b>	<b>145</b>
3. Philip Rivers, SD	125
4. Ben Roethlisberger, PIT	122

Player	25-Plus-Yard Comp. At Home (Since 2008)
1. Drew Brees, NO	168
2. Eli Manning, NYG	154
<b>3. Aaron Rodgers, GB</b>	<b>152</b>
4. Ben Roethlisberger, PIT	141

Player	TD Percentage At Home (Since 2008)
1. Drew Brees, NO	7.19
<b>2. Aaron Rodgers, GB</b>	<b>7.16</b>
3. Russell Wilson, SEA	6.32
4. Tony Romo, DAL	5.90

- ▶ Rodgers owns the top three single-season passer ratings at home in NFL history:

Player	Passer Rating At Home
<b>1. Aaron Rodgers, GB, 2014</b>	<b>133.2</b>
<b>2. Aaron Rodgers, GB, 2011</b>	<b>128.5</b>
<b>3. Aaron Rodgers, GB, 2013</b>	<b>126.4</b>
4. Drew Brees, NO, 2013	126.3
5. Russell Wilson, SEA, 2012	123.6



**PACKERS VS. COWBOYS - WEEK 6**

**IN THE CONFERENCE**

The Packers have established themselves as one of the best teams in the NFC. Green Bay is 2-1 against the NFC this season.

- Under Head Coach **Mike McCarthy**, Green Bay tallied a winning record against NFC opponents in nine of his first 10 seasons (2006-15):

Season	Record Against NFC Teams
2015	7-5
2014	9-3
2013	6-5-1
2012	8-4
2011	12-0
2010	8-4
2009	9-3
2008	5-7
2007	9-3
2006	7-5

- Dating back to 2006, Green Bay ranks **No. 1 in the NFC** in inter-conference games:

Team	NFC vs. NFC Winning Pct.
<b>1. Green Bay</b>	<b>.671 (82-40-1)</b>
2. New Orleans	.590 (72-50)
3. Seattle	.574 (70-52)
4. Dallas	.548 (68-56)
5. Carolina	.537 (66-57)

- Green Bay also ranks No. 1 in the NFC in inter-conference home games since 2006 (according to pro-football-reference.com):

Team	NFC vs. NFC Winning Pct. At Home
<b>1. Green Bay</b>	<b>.766 (47-14-1)</b>
2. Seattle	.656 (40-21)
3. Minnesota	.645 (40-22)
4. New Orleans	.639 (39-22)
5t. Arizona	.613 (38-24)
5t. Atlanta	.613 (38-24)

- With QB **Aaron Rodgers** as the starter (2008-present), the Packers are 63-29 against NFC teams.
- Dating back to 2008, Rodgers ranks No. 1 among active quarterbacks in passer rating vs. NFC teams (min. 800 pass att.):

Team	Passer Rating Against NFC Teams (Since 2008)
<b>1. Aaron Rodgers, GB</b>	<b>105.8</b>
2. Drew Brees, NO	99.1
3. Russell Wilson, SEA	98.7
4. Philip Rivers, SD	97.1
5. Tom Brady, NE	96.4
6. Tony Romo, DAL	95.8

- Green Bay ranks No. 1 in the NFC and No. 3 in the NFL in points per game against NFC opponents since 2008:

Team	Points Per Game Vs. NFC
1. New England	29.3
2. New Orleans	27.6
<b>3. Green Bay</b>	<b>27.2</b>
4. Denver	26.4
5t. Baltimore	25.8
5t. Cincinnati	25.8

**BREAKING DOWN THE ROSTER**

The Packers have a 53-man roster that is composed of 24 offensive players, 26 defensive players and three specialists.

- Of the 53 players on the roster, 48 began their pro careers with the Packers (90.6 percent) and 35 of them (66.0 percent) were draft picks of the Packers. Dating back to 2009, Green Bay has selected nine players in the first round, seven of which are still on the team.
- Green Bay has 15 players on the roster that began their careers as undrafted free agents, with 13 of those originally signed by Green Bay.
- Five 2016 undrafted rookie free agents are currently on the roster (S Kentrell Brice, QB Joe Callahan, S Marwin Evans, CB Josh Hawkins, DT Brian Price).
- 39.6 percent of the players (21 of 53) on Green Bay's roster entered the league as a sixth-round or seventh-round pick or as an undrafted player.
- The Packers have five players on the roster that played in the NFL prior to the 2009 season. Three of those players were draft picks of the Packers (QB Aaron Rodgers, K Mason Crosby and WR Jordy Nelson) and two (Rodgers, Nelson) have made at least one Pro Bowl.
- Only 20 of the 53 players on the roster (37.7 percent) were selected in the first three rounds of the draft, with 18 being drafted by the Packers.
- Of the 53 players on the roster, 43 of them (81.1 percent) are 28 years old or younger (as of Oct. 16) and 24 players (45.3 percent) are 24 years old or younger.

**GREEN BAY'S ROSTER ...**

**BY AGE (as of Oct. 16)**

20-24	24 players
25-28	19 players
29-32	9 players
33-plus	1 players

**BY EXPERIENCE**

R-1	13 players
2-3	17 players
4-5	9 players
6-9	11 players
10-plus	3 players

**BY DRAFT ROUND**

1st	9 players
2nd/3rd	11 players
4th/5th	12 players
6th/7th	6 players
Undrafted	15 players



## THE DOPE ON THIS WEEK'S OPPONENT:

### Packers vs. Cowboys:

**All-time, Regular season:**  
14-12-0

**All-time, Postseason:**  
3-4

**All-time, in Green Bay:**  
9-1-0

**Streaks:** The Packers have won the last five games overall.

**Last meeting, regular season:**

Dec. 13, 2015; Packers won, 28-7, Lambeau Field



## COACHES CAPSULES

**Mike McCarthy:** 115-63-1, .645 (incl. 8-7 postseason); 11th NFL season

**Jason Garrett:** 50-45-0, .526 (inc. 1-1 postseason); 7th NFL season

**Head to Head:** McCarthy 4-0

**vs. Opponent:** McCarthy 5-2 vs. Cowboys; Garrett 0-4 vs. Packers

**MIKE MCCARTHY**...Is in his 11th year as the Packers' 14th head coach.

- ▶ Joined Vince Lombardi and Mike Holmgren as the only coaches to guide the Packers to a Super Bowl title with a win over Pittsburgh in Super Bowl XLV.
- ▶ Led the Packers to their seventh consecutive playoff appearance last season, joining New England as the only two NFL teams to do so over that span. Has also led the team to eight playoff appearances in the last nine years (2007, 2009-15).
- ▶ Guided the Packers to top-10 finishes in scoring in eight straight seasons (2007-14), joining the Patriots as the only other team to accomplish the feat over that time; Packers finished first overall in scoring in 2014.
- ▶ His .655 winning percentage during the regular season (107-56-1) ranks No. 3 among active NFL head coaches (min. 50 games).
- ▶ Had 104 regular-season wins in his first 10 seasons as a head coach, ranking No. 3 in NFL history.

**JASON GARRETT**...Is in his sixth full season as the Cowboys' eighth head coach. Was the interim head coach for the final eight games in 2010.

- ▶ In 2014, coached Dallas to a 12-4 record, its first winning season and playoff appearance since 2009.
- ▶ Garrett has helped guide the Cowboys to a top-10 offensive ranking five times (2007, 2009, 2010, 2012, 2014) in his tenure as offensive coordinator and then head coach.
- ▶ Was named NFL Assistant Coach of the Year by *Pro Football Weekly* for the 2007 season.
- ▶ Won Super Bowls XXVII, XXVIII and XXX as a quarterback for the Cowboys.

## THE PACKERS-COWBOYS SERIES

- ▶ These clubs squared off in one of the most famous games in league history, the 1967 NFL Championship, dubbed the 'Ice Bowl.' Kickoff temperature was recorded as minus-13 with a minus-46 wind chill, the coldest game in league annals. Bart Starr's game-winning TD, a 1-yard dive with 13 seconds left, sealed Green Bay's third straight championship en route to its second consecutive Super Bowl title.
- ▶ Green Bay won 10 of the first 15 in the series, in which Tom Landry and Vince Lombardi - former assistants on the same N.Y. Giants staff in the 1950s - turned it into one of the NFL's preeminent rivalries.
- ▶ The teams met in the 2014 NFC Divisional playoffs, with Green Bay coming away victorious, 26-21. After a controversial fourth-down catch by Cowboys WR Dez Bryant was ruled incomplete late in the fourth quarter, the Packers drove to run out the last few minutes of the clock.

## NOTABLE CONNECTIONS

Packers LB Joe Thomas spent a couple weeks on the Cowboys' practice squad in 2015...Packers executive vice president, general manager & director of football operations Ted Thompson is from Atlanta, Texas, about 175 miles east of Dallas, and attended Southern Methodist University...Packers S Chris Banjo (Sugar Land), K Mason Crosby (Georgetown), LS Brett Goode (Pampa), CB Demetri Goodson (Spring), WR Ty Montgomery (Dallas) and FB Aaron Ripkowski (Dayton) are from Texas...Goodson attended Baylor from 2011-13 and was teammates with Dallas WR Terrence Williams for two seasons (2011-12)...Banjo played all four years (2008-11) at Southern Methodist University with Cowboys WR Cole Beasley...Green Bay assistant offensive line coach David Raih was the director of high school relations at Texas Tech in 2013...Dallas secondary coach Joe Baker coached at Wisconsin in 1999 and for the Packers in 2005...Cowboys T Doug Free played at Lincoln High in Manitowoc, Wis. ...Packers DT Brian Price attended Texas San Antonio...Dallas QB Tony Romo starred in golf, basketball and football at Burlington (Wis.) High...Green Bay senior personnel executive Alonzo Highsmith played for the Cowboys from 1990-91...From 2003-11, Packers area scout John Wojciechowski was the Northeast area scout for the Cowboys...Cowboys C Travis Frederick played at Wisconsin from 2009-12 and was teammates with Packers WR Jared Abbrederis from 2011-12...Frederick went to Big Foot High in Walworth, Wis. ...Cowboys safeties coach Greg Jackson was a coach for the Badgers in 2010...Packers LB Julius Peppers was coached in Chicago by Dallas defensive coordinator/defensive line coach Rod Marinelli from 2010-12...Baker coached with Packers head coach Mike McCarthy (2000-04), associate head coach/linebackers Winston Moss (2000-04) and special teams coordinator Ron Zook (2000-01) in New Orleans...Green Bay defensive quality control coach Ejiro Evero (2009) and quarterbacks coach Alex Van Pelt (2010-11) coached in Tampa Bay with Baker...Cowboys head coach Jason Garrett and Packers defensive coordinator Dom Capers coached together in Miami in 2006...Evero coached Dallas OL Joe Looney (2013) and coached with Jackson (2011-14) in San Francisco...Evero and Cowboys assistant head coach/special teams coordinator Rich Bisaccia coached in Tampa Bay from 2007-09...Green Bay tight ends coach Brian Angelichio coached with Cowboys senior offensive assistant Steve Loney from 2012-13 with the Buccaneers...Loney and Packers defensive line coach Mike Trgovac were colleagues at Colorado State from 1990-91...Packers QB Aaron Rodgers and Dallas TE Geoff Swaim both attended Pleasant Valley High in Chico, Calif. ...Rodgers and Cowboys LS L.P. Ladouceur played at California in 2003...Packers LB Clay Matthews (2008) and LB Nick Perry (2009-10) played with Cowboys T Tyron Smith at Southern California...Matthews and Dallas QB Mark Sanchez were Trojans teammates from 2006-08...Cowboys LB Anthony Hitchens played at Iowa with Green Bay DT Mike Daniels (2010-11) and DB Micah Hyde (2010-12)...Dallas DE Charles Tapper was coached at Oklahoma by Packers defensive front assistant Jerry Montgomery (2013-14) and was teammates with FB Aaron Ripkowski (2012-14)...Packers G Lane Taylor was Oklahoma State teammates with Cowboys K Dan Bailey (2009-10) and WR Dez Bryant (2009)...Green Bay WR Jeff Janis played at Saginaw Valley State with Cowboys TE Jeff Heath from 2010-12.

## LAST MEETING, REGULAR SEASON

Dec. 13, 2015, Lambeau Field, Packers won, 28-7

- ▶ RB Eddie Lacy notched his ninth career 100-yard rushing game (124 yards on 24 carries for a 5.2 avg.).
- ▶ The Packers held Dallas to 1 of 11 (9.1 percent) on third down.
- ▶ RB Darren McFadden had 111 yards on nine carries (12.3 avg.) for the Cowboys.
- ▶ A 12-play, 94-yard drive was capped by a 30-yard TD run by RB James



## PACKERS VS. COWBOYS - WEEK 6

### AT THE HELM

Having led Green Bay to the playoffs in eight of his first 10 seasons as head coach, **Mike McCarthy** is joined by Vince Lombardi and Mike Holmgren as the only coaches to guide the Packers to a Super Bowl win with a victory over Pittsburgh in Super Bowl XLV.

► McCarthy guided the Packers to a franchise-record fourth consecutive division title in 2014.

► With a win at Tampa Bay in Week 16 of the 2014 season, McCarthy passed Lombardi for the No. 2 spot in team history as far as overall victories:

Coach	Overall Wins
1. Curly Lambeau, 1921-49	212
<b>2. Mike McCarthy, 2006-16</b>	<b>115</b>
3. Vince Lombardi, 1959-67	98
4. Mike Holmgren, 1992-98	84

► The 115 overall wins are the most in the NFC and tied for the second most in the NFL since 2006 (NE 140 and IND 115). McCarthy reached 100 career wins (including playoffs) in just his 155th game. He was the fastest to reach 100 wins in the NFL since George Seifert in 1996 (132 games).

► McCarthy's 104 regular season wins in his first 10 years as a head coach (2006-15) rank No. 3 in NFL history:

Coach	Wins In First 10 Regular Seasons
1. George Seifert, SF	113
2. Don Shula, BAL/MIA	105
<b>3. Mike McCarthy, GB</b>	<b>104</b>

► McCarthy recorded his third regular season with 12-plus wins in 2014 (2007, 2011), passing Curly Lambeau (1929, 1931), Lombardi (1962, 1966), Holmgren (1996-97) and Mike Sherman (2001-02) for the most by a coach in franchise history.

► McCarthy has guided the Packers to five seasons with 11-plus wins (2007, 2009, 2011-12, 2014), passing Lombardi (1961-63, 1966) and Holmgren (1995-98) for the **most by a coach in franchise history**.

► McCarthy's seven regular seasons with 10-plus wins are a franchise record (since 1921).

► McCarthy joined Pittsburgh's Bill Cowher (2005) as the only Super Bowl-winning coaches to lead their respective teams to three road wins as the No. 6 seed in the postseason en route to a world title.

► Including playoffs, McCarthy has a 115-63-1 record since taking over as head coach in 2006, a .645 winning percentage that ranks **No. 2 among current NFL head coaches** (minimum 75 games):

Coach	Winning Pct.
1. Bill Belichick, CLE/NE	.668 (250-124)
<b>2. Mike McCarthy, GB</b>	<b>.645 (115-63-1)</b>
3. Mike Tomlin, PIT	.638 (102-58)

► McCarthy coached in his 134th game in Week 13 at Detroit in 2013 (including playoffs), moving him past Bart Starr for No. 2 in team history:

Coach	Overall Games
1. Curly Lambeau, 1921-49	339
<b>2. Mike McCarthy, 2006-16</b>	<b>179</b>
3. Bart Starr, 1975-83	133

► In the Week 6 victory over the San Diego Chargers in 2015, McCarthy earned the 100th regular-season win of his career in just his 150th game, making him the seventh-fastest coach in NFL history and the fastest current NFL coach to reach the 100-win plateau:

Coach (Current)	Games Needed For 100 Regular-Season Wins
<b>1. Mike McCarthy, GB</b>	<b>150</b>
2. Andy Reid, PHI/KC	164
3. Bill Belichick, CLE/NE	177
4. John Fox, CAR/DEN	182

► Since McCarthy took over in 2006, the Packers rank **No. 2 in the NFL** in regular-season winning percentage:

Team	Winning Pct.
1. New England	.776 (128-37)
<b>2. Green Bay</b>	<b>.655 (107-56-1)</b>
3. Indianapolis	.642 (106-59)

### WINNING WAYS

With a win in Week 15 at Chicago in 2012, Green Bay posted its fourth straight 10-win season, tying a franchise record that was done three other times in club annals (1929-32, 1995-98, 2001-04).

► A victory vs. Tennessee in Week 16 brought the Packers' win total to 47 from 2009-12, which ranks second in franchise history for a four-year period:

Seasons	Regular-Season Wins
1. 1995-98	48
<b>2. 2009-12</b>	<b>47</b>
3. 1994-97	46

► Green Bay's six 10-win regular seasons since 2009 are No. 2 in the NFL behind New England's seven.

► A look at the top regular-season win totals in the league since 2009:

Team	Regular-Season Wins (Since 2009)
1. New England	89
<b>2. Green Bay</b>	<b>80</b>
3t. Denver	74
3t. Pittsburgh	74

► The Packers are the only NFC team and one of two teams in the league (New England) to make the playoffs each of the past seven seasons (2009-15).

► Including playoffs, the Packers have won 87 games since 2009, which ranks **No. 2 in the league** over that span:

Team	Total Wins (Since 2009)
1. New England	97
<b>2. Green Bay</b>	<b>87</b>
3. Denver	80
4t. Baltimore	77
4t. Pittsburgh	77
5. Seattle	76



**PACKERS VS. COWBOYS - WEEK 6**

**QUICK OUT OF THE GATE**

The Packers started games fast during the 2015 regular season, scoring touchdowns in the first quarter in nine games. They continued that with a touchdown in the first quarter of all four games this season.

- ▶ The Packers are **tied for No. 2 in the NFL** in first-quarter touchdowns this season.

Team	First-Quarter Touchdowns (2016)
1t. New England	6
<b>2t. Green Bay</b>	<b>5</b>
2t. Atlanta	5
2t. Pittsburgh	5
5t. Three teams	4

- ▶ The Packers scored 13 touchdowns in the first quarter in 2015, **tied for No. 2 in the NFL** (Washington, 13 / New Orleans, 16).
- ▶ Green Bay has outscored its opponents 21-3 in the first quarter in two home games this season and 179-19 in the first quarter in the last 17 regular-season games at Lambeau Field.
- ▶ The Packers rank **No. 2 in the NFL** in points per game in the first quarter this season:

Team	Points Per Game/First Quarter (2016)
1. New England	10.0
<b>2. Green Bay</b>	<b>8.8</b>
3. Atlanta	8.2
4. Pittsburgh	7.2
5. Detroit	6.6

- ▶ Green Bay scored points in the first quarter in 12 games during the regular season, **tied for No. 4 in the NFL** in 2015 and **tied for No. 2 among Packers teams since 2000**:

Year	Games Scoring Points in the First Quarter
1. 2014	16
<b>2t. 2015</b>	<b>12</b>
2t. 2011	12
2t. 2009	12

- ▶ The Packers rank **No. 3 in the NFL** in first-quarter point differential:

Team	First-Quarter Point Differential (2016)
1. New England	plus-36
2. Atlanta	plus-31
<b>3. Green Bay</b>	<b>plus-25</b>
4. Dallas	plus-23
5t. Oakland	plus-21
5t. Pittsburgh	plus-21

- ▶ Dating back to 2014, the Packers have a plus-149 point differential in the first quarter at Lambeau Field, ranking **No. 1 in the NFL** (according to pro-football-reference.com):

Team	First-Quarter Point Differential at Home (Since 2014)
<b>1. Green Bay</b>	<b>plus-149</b>
2. Detroit	plus-91
3. New England	plus-77

- ▶ The Packers are **tied for No. 1 in the NFL** for scoring (21 points) on the first offensive possession (Buffalo and New England).
- ▶ Green Bay's 151 first-quarter points during the 2014 regular season were the **most in the NFL in a single season** dating back to 1991.
- ▶ Rodgers has thrown 47 touchdowns and six interceptions in the first half since the start of the 2014 regular season.
- ▶ Since 2014, Rodgers ranks in the top five in the NFL in a few first-half passing categories:

Player	First-Half Passer Rating
<b>1. Aaron Rodgers, GB</b>	<b>105.4</b>
2. Kirk Cousins, WAS	105.1
3. Tom Brady, NE	103.8
4. Drew Brees, NO	102.6
5. Ben Roethlisberger, PIT	102.2

Player	First-Half Passing Touchdowns
<b>1. Aaron Rodgers, GB</b>	<b>47</b>
2. Tom Brady, NE	39
3. Eli Manning, NYG	37
4t. Drew Brees, NO	36
4t. Matthew Stafford, DET	36
6. Philip Rivers, SD	35

Player	First-Half TD/INT Ratio
<b>1. Aaron Rodgers, GB</b>	<b>7.83</b>
2. Tom Brady, NE	6.50
3. Kirk Cousins, WAS	3.57
4. Russell Wilson, SEA	3.38
5. Eli Manning, NYG	3.36

- ▶ Dating back to 2006, the Packers have recorded three of the top six single-season first-half point totals in the NFL:

Team	First-Half Points
1. New England, 2007	333
<b>2. Green Bay, 2014</b>	<b>310</b>
3. New England, 2012	290
4. Denver, 2013	288
<b>5. Green Bay, 2011</b>	<b>286</b>
<b>6. Green Bay, 2009</b>	<b>269</b>

- ▶ Rodgers has thrown four touchdowns in the first quarter this season. Dating back to 1991, Rodgers' owns four of the top six single-season marks for passing touchdowns during the first quarter for the Packers:

Player	Passing Touchdowns
<b>1. Aaron Rodgers, 2011</b>	<b>11</b>
<b>2t. Aaron Rodgers, 2014</b>	<b>10</b>
2t. Brett Favre, 1998	10
2t. Brett Favre, 1995	10
<b>5t. Aaron Rodgers, 2015</b>	<b>9</b>
<b>5t. Aaron Rodgers, 2012</b>	<b>9</b>





## PACKERS VS. COWBOYS - WEEK 6

### TAKING HIS PLACE AMONG THE GAME'S BEST

QB **Aaron Rodgers** surpassed the 1,500-attempt plateau for his career in 2010, the benchmark to qualify for passer rating in the NFL record book.

▶ Rodgers ranks **No. 1 in NFL history** in career passer rating:

Quarterback	Career Passer Rating
<b>1. Aaron Rodgers, GB</b>	<b>103.6</b>
2. Russell Wilson, SEA	101.6
3. Tony Romo, DAL	97.1
4. Steve Young, TB/SF	96.8
5. Tom Brady, NE	96.5

▶ In 123 career regular-season starts, Rodgers has eclipsed the century mark in passer rating 67 times and recorded 43 games of 300-plus yards.

▶ Rodgers went over the 30,000-yard passing mark for his career in 2015 in Week 6 vs. San Diego. He reached the mark on his 3,652nd attempt, the fewest attempts needed in NFL history, as he bested the previous record held by QB Johnny Unitas (3,695 attempts).

▶ Rodgers reached the mark in his 116th career game, the fourth fewest in NFL history.

▶ Rodgers reached 250 touchdown passes in Week 12 of 2015. He did in his 121st career game, surpassing MIA QB Dan Marino (128) for the NFL record.

▶ Where Rodgers ranks among active NFL quarterbacks **since he took over as the starter in 2008** (min. 1,000 attempts):

Quarterback	Passing Yards (Since 2008)
1. Drew Brees, NO	40,983
2. Philip Rivers, SD	36,228
3. Matt Ryan, ATL	34,497
4. Eli Manning, NYG	34,187
<b>5. Aaron Rodgers, GB</b>	<b>32,946</b>
Quarterback	Passing TDs (Since 2008)
1. Drew Brees, NO	304
<b>2. Aaron Rodgers, GB</b>	<b>265</b>
3. Philip Rivers, SD	248
Quarterback	Passer Rating (Since 2008)
<b>1. Aaron Rodgers, GB</b>	<b>104.0</b>
2. Russell Wilson, SEA	101.6
3. Drew Brees, NO	100.5
Quarterback	Yards/Attempt (Since 2008)
1. Russell Wilson, SEA	8.05
<b>2. Aaron Rodgers, GB</b>	<b>7.98</b>
3. Philip Rivers, SD	7.94
Quarterback	INT Percentage (Since 2008)
1. Tom Brady, NE	1.5
<b>2. Aaron Rodgers, GB</b>	<b>1.6</b>
3. Alex Smith, SF/KC	1.8
Quarterback	25-Yard Passes (Since 2008)
1. Drew Brees, NO	309
<b>2. Aaron Rodgers, GB</b>	<b>290</b>
3. Philip Rivers, SD	274
4. Eli Manning, NYG	270
Quarterback	Rushing TDs (Since 2008)
1. Cam Newton, CAR	45
<b>2. Aaron Rodgers, GB</b>	<b>23</b>
3t. Joe Flacco, BAL	15
3t. Michael Vick, PHI/NYJ/PIT	15

▶ Rodgers finished the 2015 regular season **No. 2 in the NFL** with seven games with two-plus touchdown passes and zero INTs (New England QB Tom Brady, nine). He has two such games so far this season.

▶ Rodgers rushed for a touchdown in Week 1, marking his 11th game with two-plus passing touchdowns and one-plus rushing touchdowns since 2008, which is **No. 2 among NFL QBs** over that span behind Cam Newton (16).

▶ Rodgers reached 30 passing touchdowns (31) during the 2015 regular season for the fifth time in his career. He ranks second in team history behind Brett Favre's eight. Rodgers' five 30-plus passing touchdown seasons since 2009 are tied for the second most in the NFL over that time span (NE Tom Brady and IND/DEN Peyton Manning, five / NO Drew Brees, seven).

▶ Dating back to 1921, Rodgers is tied for the most seasons with 30-plus touchdowns and less than 10 interceptions (according to pro-football-reference.com):

Player	Seasons With 30-Plus TD Passes/Less Than 10 INTs
<b>1t. Aaron Rodgers, GB</b>	<b>5</b>
1t. Tom Brady, NE	5
3t. Six players	1

▶ Rodgers owns three of the top four single-season totals in touchdown passes in franchise history:

Player	TD Passes
<b>1. Aaron Rodgers, 2011</b>	<b>45</b>
<b>2t. Aaron Rodgers, 2012</b>	<b>39</b>
2t. Brett Favre, 1996	39
<b>4t. Aaron Rodgers, 2014</b>	<b>38</b>
4t. Brett Favre, 1995	38

▶ A look at where Rodgers ranks in the NFL in several categories **since 2014** (min. 600 attempts):

Quarterback	Passer Rating (Since 2014)
1. Tony Romo, DAL	105.9
2. Russell Wilson, SEA	102.4
3. Tom Brady, NE	100.7
4. Ben Roethlisberger, PIT	100.5
<b>5. Aaron Rodgers, GB</b>	<b>100.4</b>

Quarterback	TD Passes (Since 2014)
<b>1. Aaron Rodgers, GB</b>	<b>78</b>
2. Drew Brees, NO	75
3. Tom Brady, NE	72
4. Philip Rivers, SD	71

Quarterback	TD/INT Ratio (Since 2014)
<b>1. Aaron Rodgers, GB</b>	<b>4.88 (78/16)</b>
2. Tom Brady, NE	4.50 (72/16)
3. Russell Wilson, SEA	3.69 (59/16)

Quarterback	TD Percentage (Since 2014)
1. Tony Romo, DAL	7.0
<b>2. Aaron Rodgers, GB</b>	<b>6.3</b>



**PACKERS VS. COWBOYS - WEEK 6**

**RODGERS AND TOUCHDOWNS**

QB **Aaron Rodgers** has found a way to find the end zone a lot in his career, and that has continued this season.

- ▶ Even though he has only played in four games, Rodgers is **tied for No. 8 in the NFL** this season in passing touchdowns:

<u>Player</u>	<u>TD Passes (2016)</u>
1. Ben Roethlisberger, PIT	15
2. Matt Ryan, ATL	12
3t. Derek Carr, OAK	11
3t. Philip Rivers, SD	11
5t. Drew Brees, NO	10
5t. Andrew Luck, IND	10
5t. Matthew Stafford, DET	10
<b>8t. Aaron Rodgers, GB</b>	<b>9</b>
8t. Jameis Winston, TB	9
10t. Four players	7

- ▶ Rodgers registered four touchdown passes in the first half of the Week 3 victory over Detroit. It was the second time in his career that he recorded four-plus touchdowns in the first half (six vs. Chicago, Nov. 9, 2014).
- ▶ Rodgers has thrown four-plus touchdowns in a game 17 times, two shy of QB Brett Favre's franchise mark (19 games) and No. 3 among active quarterbacks:

<u>Player</u>	<u>Games With Four-Plus TD Passes</u>
1. Drew Brees, SD/NO	28
2. Tom Brady, NE	24
<b>3. Aaron Rodgers, GB</b>	<b>17</b>
4. Eli Manning, NYG	13
5. Ben Roethlisberger, PIT	12
6. Tony Romo, DAL	10

- ▶ Rodgers ranks No. 3 among active quarterbacks in games with three-plus passing touchdowns:

<u>Player</u>	<u>Games With Three-Plus TD Passes</u>
1. Drew Brees, SD/NO	72
2. Tom Brady, NE	66
<b>3. Aaron Rodgers, GB</b>	<b>47</b>
4. Philip Rivers, SD	46
5. Eli Manning, NYG	41
6. Tony Romo, DAL	40

- ▶ Dating back to 2008, Rodgers leads the NFL in games with three-plus touchdowns and zero interceptions:

<u>Player</u>	<u>Games With Three-Plus TD Passes and Zero INTs</u>
<b>1. Aaron Rodgers, GB</b>	<b>33</b>
2. Drew Brees, NO	28
3. Tom Brady, NE	26
4. Tony Romo, DAL	21
5. Philip Rivers, SD	20

**THE RETURN OF JORDY**

After missing the entire 2015 season due to injury, WR **Jordy Nelson** has wasted little time contributing this season.

- ▶ For the first time in his career, Nelson posted a touchdown reception in each of the first four games of the season, becoming the first Packer to do so since WR Bill Schroeder in 2001.
- ▶ Nelson's five touchdown receptions in the first four games are tied for the fourth most in franchise history:

<u>Player</u>	<u>Receiving TDs In First Four Games</u>
1. Don Hutson, 1942	7
2t. Don Hutson, 1945	6
2t. Bob Mann, 1951	6
<b>4t. Jordy Nelson, 2016; several others</b>	<b>5</b>

- ▶ Nelson ranks **No. 5 in franchise history** in receiving touchdowns:

<u>Player</u>	<u>Receiving TDs</u>
1. Don Hutson (1935-45)	99
2. Sterling Sharpe (1988-94)	65
3. Donald Driver (1999-2012)	61
4. Antonio Freeman (1995-2003)	57
<b>5. Jordy Nelson (2008-present)</b>	<b>54</b>

- ▶ In Week 5, Rodgers and Nelson connected for the 50th touchdown between the two, the second most by a duo in team history behind QB Brett Favre and WR Antonio Freeman (57 TD passes).
- ▶ The Packers have won 18 of the last 19 games in which Nelson has had at least one touchdown reception.
- ▶ Nelson has recorded at least one touchdown catch in nine of the last 10 games he has played in at Lambeau Field, totaling 12 touchdown receptions over that span.

**ON THE GROUND**

The Packers' rushing attack is beginning to take form.

- ▶ After 95 and 83 yards in the first two games, Green Bay racked up 123 yards on 24 carries (5.1 avg.) in a Week 3 win vs. Detroit and 147 yards on 32 carries (4.6 avg.) in a Week 5 win over the Giants.
- ▶ The Packers rank No. 12 in the NFL in rushing (112.0) and No. 11 in rushing yards per carry (4.31).
- ▶ RB **Eddie Lacy** rushed for 103 yards on 17 carries (6.1 avg.) in Week 3. It was the 11th 100-yard rushing game of his career, passing Dorsey Levens (10) for sole possession of the No. 5 spot in franchise history.
- ▶ Lacy totaled 77 yards in the first half against the Giants in Week 5, the second most in his career in a first half (84 yards at Tampa Bay, Dec. 21, 2014).
- ▶ Lacy ranks **No. 4 in average yards per carry this season** (min. 6.25 att./team game):

<u>Player</u>	<u>Yard Per Carry</u>
1. Jordan Howard, CHI	5.80
2. Isaiah Crowell, CLE	5.62
3. Le'Veon Bell, PIT	5.53
<b>4. Eddie Lacy, GB</b>	<b>5.46</b>
5. DeAndre Washinton, OAK	5.31
6. Spencer Ware, KC	5.36



## PACKERS VS. COWBOYS - WEEK 6

### CLAY FINDS HIS WAY TO THE BALL

LB **Clay Matthews** continues to make an impact on opposing offenses.

- For the first time in his career, Matthews has recorded at least one sack in each of the first three regular-season games he has played in.
- In 2015, Matthews was selected to his sixth Pro Bowl and first as an inside linebacker after recording 6.5 sacks (second on the team), 14 QB hits (No. 1 on the team), and a career high 84 tackles (No. 2 on the team). He was also one of three players (Micah Hyde, Sam Shields) on the team to have an interception and a fumble recovery.
- It was the seventh consecutive season he recorded six or more sacks, **tied for the most** six-plus-sack seasons in the NFL since 2009:

Player	Six-Plus-Sack Seasons (Since 2009)
1t. Clay Matthews, GB	7
1t. Julius Peppers, CAR/CHI/GB	7
1t. DeMarcus Ware, DAL/DEN	7
1t. Tamba Hali, KC	7
5t. Five players	6

- Dating back to 2010, Matthews (2010, 2011, 2014) and teammate LB **Julius Peppers** (2010, 2013, 2014) are the only players in the NFL to register at least one interception, one forced fumble and five sacks in three separate seasons.
- Matthews and Peppers are the only active players in the NFL with five-plus interceptions and 50-plus sacks since 2009. Matthews has six interceptions and 70.5 sacks and Peppers has seven interceptions and 67.0 sacks.
- Matthews' 70.5 sacks since entering the NFL in 2009 are **No. 4 among active players in the league** over that span:

Player	Sacks (Since 2009)
1. DeMarcus Ware, DEN	83.0
2. J.J. Watt, HOU	76.0
3. Cameron Wake, MIA	71.0
4. Clay Matthews, GB	70.5
5. Elvis Dumervil, DEN/BAL	70.0
6. Tamba Hali, KC	68.5
7. Julius Peppers, CAR/CHI/GB	67.0

- Matthews is **tied for No. 1 in team history** in 10-sack seasons and is **No. 4** in two-sack games:

Player	10-Sack Seasons
1t. Clay Matthews, 2009-10, 2012, 2014	4
1t. Reggie White, 1993, 1995, 1997-98	4
1t. Kabeer Gbaja-Biamila, 2001-04	4

Player	Two-Sack Games
1. Reggie White, 1993-98	16
2. Kabeer Gbaja-Biamila, 2000-08	15
3. Tim Harris, 1986-90	14
4. Clay Matthews, 2009-16	13

- Matthews is **No. 2 in team history** with 70.5 career sacks (games played in parentheses):

Player	Career Sacks
1. Kabeer Gbaja-Biamila, 2000-08	74.5 (124)
2. Clay Matthews, 2009-16	70.5 (104)
3. Reggie White, 1993-98	68.5 (95)

### STILL MAKING AN IMPACT

Packers LB **Julius Peppers** has continued to show that age is just a number. He has 1.5 sacks through four games this season.

- Last season (10.5) marked his ninth season with 10-plus sacks, which tied John Randle for the fourth-most 10-sack seasons since 1982 (Bruce Smith, 13 / Reggie White, 12 / Kevin Greene, 10).
- Peppers recorded a half-sack or more in nine regular-season games in 2015, which **tied for the fifth most in the NFL**.

Player	Games With 0.5 Sacks
1. Ezekiel Ansah, DET	11
2t. Geno Atkins, CIN	10
2t. Von Miller, DEN	10
2t. J.J. Watt, HOU	10
5t. Julius Peppers, GB, three others	9

- Dating back to the 2014 season, he has 17.5 sacks in the last 26 games (including playoffs).
- Peppers ranks **No. 1 among active players** in career sacks during the regular season:

Player	Career Sacks
1. Julius Peppers (CAR/CHI/GB)	137.5
2. DeMarcus Ware (DAL/DEN)	136.5
3. Dwight Freeney (IND/SD/ARI/ATL)	122.5
4. Robert Mathis (IND)	118.0

- Peppers is tied with Richard Dent and John Randle for **No. 7 in NFL history** with 137.5 career sacks (since 1982).
- Peppers recorded a sack and forced fumble on Detroit QB Matthew Stafford in Week 13 last season. According to STATS LLC, he ranks **No. 5 in the NFL** in forced fumbles since 1994:

Player	Career Forced Fumbles
1t. John Abraham (NYJ/ATL/ARI)	48
1t. Jason Taylor (MIA/WAS/NYJ)	48
3t. Dwight Freeney (IND/SD/ARI)	47
3t. Robert Mathis (IND)	47
5. Julius Peppers (CAR/CHI/GB)	45

- Peppers is the first player in NFL history with 100 career sacks and four interception returns for touchdowns. In 2014, he became the first linebacker in Packers' history to post two interception returns for touchdowns in the same season.
- Peppers is the **only player in NFL history** to register at least 10 interceptions and 100.0 sacks (since 1982):

Player	Career INTs	Career Sacks
1. Julius Peppers	11	137.5
2. Lawrence Taylor	9	132.5



**PACKERS VS. COWBOYS - WEEK 6**

**CONTINUAL IMPACT**

- In his young career, DT **Mike Daniels** has seen his playing time steadily increase as well as his production. After playing in 14 games as a rookie in 2012, he has played in every game since the start of the 2013 season.
- ▶ In Week 2 at Minnesota, he recorded a sack and tied for the team lead with four QB hits. In Week 3, he led the Packers with two QB hits.
  - ▶ In 2015, Daniels led the Packers' defensive line in tackles (66) and sacks (four). He finished third on the team with 12 QB hits.
  - ▶ In Week 5 versus St. Louis last season, he tied for the team lead with a career-best nine tackles (eight solo).
  - ▶ Daniels registered his first career interception in Week 16 at Arizona, returning it 23 yards. According to STATS LLC, it was the first interception by a Packers DT since Cullen Jenkins on Oct. 18, 2009. Dating back to 1960, his 23-yard interception return was the longest by a Green Bay DT on an interception.
  - ▶ He led Green Bay's defensive line with 5.5 sacks and was the team leader in quarterback hits (19) and pressures (22) during the 2014 regular season.
  - ▶ Daniels is third on the Packers with 17.0 sacks since the start of the 2013 season (Peppers-19.0 / Matthews-28.0). He is **tied for No. 9 among NFL defensive tackles** over that span, according to STATS LLC:

Player	Sacks (2013-16)
1. Gerald McCoy, TB	28.0
2. Jurrell Casey, TEN	24.5
3t. Geno Atkins, CIN	22.5
3t. Ndamukong Suh, DET/MIA	22.5
5. Aaron Donald, STL	22.0
6. Fletcher Cox, PHI	20.5
7. Marcell Dareus, BUF	19.5
8. Kyle Williams, BUF	18.5
<b>9t. Mike Daniels, GB</b>	<b>17.0</b>
9t. Kawann Short, CAR	17.0

**DEFENSE SHIELD**

- The Packers' secondary is led by veteran cornerback **Sam Shields**, who earned his first trip to the Pro Bowl after the 2014 season.
- ▶ With three interceptions during the 2015 regular season (tied for the team high), Shields has registered multiple interceptions in each season from 2010-15.
  - ▶ In 2015, he recorded interceptions in back-to-back games for the first time in his career (Weeks 3-4).
  - ▶ Including playoffs, Shields is **tied for No. 5 in the NFL** among active players in interceptions since 2010:

Player	Interceptions (Since 2010)
1. Richard Sherman, SEA	30
2t. Reggie Nelson, CIN/OAK	24
2t. Aqib Talib, TB/NE/DEN	24
2t. Earl Thomas, SEA	24
<b>5t. Sam Shields, GB</b>	<b>23</b>
5t. Tramont Williams, GB/CLE	23

- ▶ Shields registered an interception during the 2014 NFC Championship Game at Seattle, giving him a franchise-record five career interceptions in the postseason.

**ON THE RISE**

- S **Ha Ha Clinton-Dix** has been a presence on the Packers defense since his rookie season.
- ▶ After starting 10 of 16 games and both postseason contests as a rookie, he has started every game since 2015.
  - ▶ His three career postseason interceptions **rank No. 1 among safeties** since he entered the league in 2014, according to STATS.
  - ▶ In 2016, he has registered a forced fumble while recording five-or-more tackles in each contest.
  - ▶ Clinton-Dix finished second on the team with 95 tackles (73 solo) in 2014 and led the Packers with 117 tackles (97 solo) last season.
  - ▶ He registered a total of three interceptions last season (including play-offs). He tied for fourth on the team with two during the regular season and registered one in the postseason.
  - ▶ According to STATS, his three sacks during the 2015 regular season were tied for the fifth most in a single regular season by a Packers safety (since 1982) and the most since Mark Roman recorded 3.5 in 2004.
  - ▶ Clinton-Dix's three sacks also tied for **No. 3 in the NFL** in 2015 among safeties.
  - ▶ During the 2015 regular season, he registered eight-plus tackles in eight games, including setting career highs in both total tackles (12) and solo tackles (11) in the Week 10 game vs. Detroit, in which he also registered an interception.

**RACKING UP POINTS**

- K **Mason Crosby** is moving his way up the record books.
- ▶ Crosby passed Ryan Longwell in Week 2 of the 2015 season to become the franchise career points leader:

Player	Career Points
<b>1. Mason Crosby, 2007-16</b>	<b>1,177</b>
2. Ryan Longwell, 1997-2004	1,054
3. Don Hutson, 1935-45	823

- ▶ In Week 6, Crosby (303) eclipsed Longwell (277) for the most field goal attempts in Packers' history.
- ▶ Crosby (1,295) passed Longwell (1,119) for the most points scored in the regular and postseason combined in franchise history.
- ▶ Crosby recorded 108 points during the 2015 regular season, giving him the ninth 100-point season of his career and passing Ryan Longwell (1997-2004) for the franchise record.
- ▶ In Week 11 of 2015, he tied the single-game team record with five field goals and became the first player in NFL history to have five field goals of 40-plus yards in a game. In the same game, Crosby connected on a 52-yard field goal, extending his career franchise record for the most 50-yard FGs to 26.
- ▶ Crosby is one of 14 players to make all extra points so far this season (min. eight att.). He was one of five players (min. 25 att.) to connect on all extra points during the 2015 regular season. Among those five, his 36 attempts were the second most (NE Stephen Gostkowski, 52-52).
- ▶ Including 2013, Crosby made 19 consecutive field goals in the regular season, until his final kick against the Bears was blocked in Week 4 of 2014. He now owns the two longest consecutive field-goal streaks in franchise history (23 straight from 2010-11).
- ▶ Dating back to the 2013 regular season, Crosby made at least one FG in 17 consecutive regular-season games before not getting an attempt in Week 3 at Detroit in 2014. It is the longest streak in team history.

Player	Consec. Games/FG
<b>1. Mason Crosby, 2013-14</b>	<b>17</b>
2. Ryan Longwell, 2004-05	15



## PACKERS VS. COWBOYS - WEEK 6

### ON THE ROAD AGAIN

Green Bay went 7-1 away from Lambeau Field in 2011, with the seven road wins setting a single-season franchise record.

- ▶ The Packers have been able to stay above the .500 mark on the road during Head Coach **Mike McCarthy's** tenure, a notable achievement in the National Football League.
- ▶ Since 2006, McCarthy's first season as the head coach in Green Bay, only nine of 32 NFL teams have regular-season road records above .500.

Team	W-L Record	Pct.
1. New England	57-25-0	.695
2. Dallas	47-35-0	.573
3. Philadelphia	46-35-1	.567
<b>4t. Green Bay</b>	<b>46-36-0</b>	<b>.561</b>
4t. Indianapolis	46-36-0	.561
6. Denver	45-37-0	.549
7. New Orleans	44-38-0	.537
8. N.Y. Giants	44-39-0	.530
9. Pittsburgh	43-39-0	.524

### 320 AND COUNTING

Another packed house at Lambeau Field against the New York Giants in Week 5 brought the stadium's consecutive-sellouts streak to 320 regular-season games (not including replacement games).

- ▶ The league's longest-tenured stadium, Lambeau Field is hosting its 60th season of football in 2016. For the victory over Dallas in the Divisional round of the 2014 playoffs, Packers fans set a new Lambeau Field paid attendance record (79,704).
- ▶ Across American professional sports, only Boston's Fenway Park (1912) and Chicago's Wrigley Field (1914) have longer tenures.

### THE LAMBEAU ADVANTAGE

The crown jewel of the National Football League, Lambeau Field has long been known as one of the tougher venues to play in, particularly during the harsh Wisconsin winter.

- ▶ Re-establishing home-field advantage after a 4-4 mark in 2008 was one of the goals of 2009, and with the Packers finishing 6-2 at home, they accomplished that goal. Green Bay followed that up with a 7-1 mark at Lambeau Field in 2010, a perfect 8-0 record in 2011, the first undefeated home mark since 2002, and a 7-1 mark in 2012. The Packers were one of two teams to finish undefeated at home during the 2014 regular season (Denver).
- ▶ Head Coach **Mike McCarthy** stated consistently upon his arrival in Green Bay that one of the team's goals would be to reclaim the mystique of playing at Lambeau Field. Mission accomplished. The team is 61-20-1 (.750) at home in the regular season since 2006, **No. 2 in the NFL**.
- ▶ Since **Ron Wolf** and **Mike Holmgren** began the revitalization of the franchise in 1992, Green Bay owns the best home record in the NFL. A look at the top regular-season home W-L records since the '92 season:

Team	W-L Record	Pct.
<b>1. Green Bay</b>	<b>148-45-1</b>	<b>.765</b>
2. Pittsburgh	141-53-1	.726
3. New England	141-54-0	.723

### HOT AT HOME

Since the start of 2009, the Packers have been one of the best teams in the league at home during the regular season:

Team	W-L Record	Pct.
1. New England	53-6-0	.898
<b>2. Green Bay</b>	<b>47-10-1</b>	<b>.816</b>
3t. Baltimore	43-16-0	.729
3t. Pittsburgh	43-16-0	.729
5. Seattle	42-16-0	.724

### IN THE FREE-AGENCY ERA

Talk of unrestricted free agency in the early '90s led many to forecast tough times for the small-town Green Bay Packers.

- ▶ However, Green Bay has remained among the most successful teams since the advent of free agency in 1993. The Packers have won 10 or more games 15 times since '93 and captured 10 division crowns.
- ▶ A look at the most successful teams in the free-agency era:

Team	W-L Since '93	Pct.	Playoff Berths
1. New England	250-123-0	.670	17
<b>2. Green Bay</b>	<b>238-133-1</b>	<b>.641</b>	<b>17</b>
3. Pittsburgh	234-138-1	.629	15
4. Denver	228-145-0	.611	13
5. Indianapolis	219-154-0	.587	16

### IN THE LEAGUE RANKINGS REGULAR SEASON
















GREEN BAY (Team)			DALLAS (Team)		
Category	NFC	NFL	Category	NFC	NFL
Turnover Margin (-1)	.9t	18t	Turnover Margin (+2)	.4t	9t
Points Scored (24.5)	7	12	Points Scored (25.8)	4	8
Points Allowed (20.8)	6	12	Points Allowed (18.2)	4	8
Total Offense (321.8)	13	25	Total Offense (397.0)	2	2
Rushing (112.0)	7	12	Rushing (155.2)	1	1
Passing (209.8)	14	27	Passing (241.8)	12	21
Total Defense (317.3)	5	9	Total Defense (355.6)	8	16
vs. Rush (42.8)	1	1	vs. Rush (95.0)	6	11
vs. Pass (274.5)	14	24	vs. Pass (260.6)	9	19
Third-Down Offense (48.2%)	.2	3	Third-Down Offense (50.0%)	1	1
Third-Down Defense (35.7%)	.5	9t	Third-Down Defense (43.1%)	12	24
Red-Zone Offense (60.0%)	.5t	11t	Red-Zone Offense (68.4%)	4	8
Red-Zone Defense (44.4%)	.3t	6t	Red-Zone Defense (58.8%)	.9t	17t

GREEN BAY (Individual)			DALLAS (Individual)		
Category	NFC	NFL	Category	NFC	NFL
Passing: A.Rodgers (87.7)	10	18t	Passing: Prescott (101.5)	5	8
Rushing: Lacy (295)	7	16	Rushing: Elliott (546)	1	1
Receptions: Nelson/Cobb (21)	.21t	40t	Receptions: Beasley (27)	.5t	13t
Rec. Yds.: Nelson (244)	26	48t	Rec. Yds.: Beasley (332)	10	23
Interceptions: Randall/Thomas (1)	.9t	22t	Interceptions: Three players (1)	.9t	22t
Sacks: Perry (4.5)	.3t	7t	Sacks: Crawford/Mayowa (2.0)	.23t	44t



**PACKERS VS. COWBOYS - WEEK 6**

2016 OPPONENTS

		NFL Rank	
	Record	Offense	Defense
 at Jacksonville Jaguars..(1-3)		26	7
 at Minnesota Vikings..(5-0)		30	4
 Detroit Lions.....(2-3)		18t	24
 New York Giants.....(2-3)		18t	17
 Dallas Cowboys.....(4-1)		2	16
 Chicago Bears .....(1-4)		9	14
 at Atlanta Falcons .....(4-1)		1	26
 Indianapolis Colts.....(2-3)		14	30
 at Tennessee Titans....(2-3)		15	10
 at Washington Redskins..(3-2)		11	27
 at Philadelphia Eagles..(3-1)		12	2
 Houston Texans.....(3-2)		27	5
 Seattle Seahawks.....(3-1)		16	1

A LOOK AT THE SCHEDULE

The Green Bay Packers' 96th NFL regular-season schedule is headlined by five prime-time games (subject to flexible scheduling).

- ▶ Green Bay's schedule includes five games against 2015 playoff teams. Three of those contests (Minnesota, Houston, Seattle) will be at Lambeau Field, while two (Minnesota, Washington) will come on the road.
- ▶ The Packers kicked off their season on the road for the fourth consecutive year, the longest streak in team history, opening with two road games for the first time since 1924. Green Bay traveled to Jacksonville, playing on the road against an AFC team in Week 1 for the first time since facing the New England Patriots in 1985.
- ▶ Green Bay faced division opponents in Weeks 2-3. They began with a trip to Minnesota to face the Vikings in a prime-time game and returned to Lambeau Field last week for the home opener against the Detroit Lions.
- ▶ For the second time in four years, the Packers had their bye in Week 4.
- ▶ Green Bay returns to action with three consecutive home games against NFC teams over a 12-day span. In Week 5, the Packers played on Sunday night against the New York Giants. It was the Giants' first regular-season game at Lambeau Field since 2010. This week, Green Bay will play the Dallas Cowboys for the fourth consecutive season (including playoffs) and for the second straight year at home in the regular season. The Packers have won five straight games against the Cowboys during the regular and postseason. Green Bay finishes the homestand playing the Chicago Bears on a Thursday night for the second consecutive season (11th straight year in primetime).
- ▶ Four of the Packers' next five games will be on the road, including three road games in a row for the first time since 2012.
- ▶ After a trip to play the Atlanta Falcons in Week 8, Green Bay will face the Indianapolis Colts at home for the first time since 2008. Five of the last seven matchups between Green Bay and Indianapolis have been decided by seven or fewer points. The Packers make just their third regular-season visit to Tennessee to play the Titans in Week 10. Green Bay is looking for its first victory at the Titans since they moved to Tennessee in 1997.
- ▶ Green Bay will play two prime-time road games in a row, first traveling to play against the Washington Redskins on a Sunday night in Week 11 and then going to Philadelphia to face the Eagles on *Monday Night Football* in Week 12. It marks the 24th consecutive season (1993-2016) that Green Bay is appearing on *MNF*.
- ▶ Green Bay will play its first game at home in almost a month when it faces the Houston Texans in Week 13 for just the second time ever at home.
- ▶ Week 14 brings a familiar matchup as the Packers welcome the Seattle Seahawks to Lambeau Field for the second consecutive year. Including the postseason, Green Bay and Seattle will meet for the fifth time in five years.
- ▶ For the first time since 2006, the Packers will finish the regular season with three straight games against NFC North opponents.
- ▶ In Week 15, Green Bay will travel to Chicago to play the Bears. The Packers have won four consecutive games against the Bears in December, three of which were played in Chicago.
- ▶ Green Bay returns home to play the Vikings in Week 16 on Christmas Eve, playing on a Saturday for the first time since 1997. The Packers last played on Christmas Eve in 2004, a 34-31 victory at Minnesota. Including playoffs, Green Bay has a 8-2-1 mark (.773) against the Vikings at Lambeau Field under McCarthy.
- ▶ The Packers will finish the regular season in Detroit for the first time since 1993. Green Bay has won seven of 10 games at Ford Field under McCarthy. It will be only the third time the Packers have played at the Lions during the regular season in the month of January (1983, 1994).



## PACKERS STARTERS – OFFENSE

### **WR Jordy Nelson, 9th Year, Kansas State, D2a-08**

- ▶ Has 54 career touchdowns, ranking No. 5 in Packers history.
- ▶ For the first time in his career, Nelson has posted a touchdown reception in each of the first four games this season, becoming the first Packer to do so since WR Bill Schroeder in 2001.
- ▶ Nelson's five touchdown receptions in the first four games this year are tied for the fourth most in franchise history.
- ▶ Missed all of the 2015 season due to a knee injury.
- ▶ Finished the 2014 regular season ranked fourth in receiving yards (1,519), seventh in receptions (98) and tied for second in receiving touchdowns (13). Earned first selection to the Pro Bowl.
- ▶ Led the team in 2013 with 85 catches for 1,314 yards and eight TDs. Ranked No. 10 in the NFL that season in receiving yards.
- ▶ With 15 TD catches in 2011, became only the third player in franchise history to catch 15 or more TDs in a season, joining WRs Sterling Sharpe (18 in 1994) and Don Hutson (17 in 1942).

### **LT David Bakhtiari, 4th Year, Colorado, D4a-13**

- ▶ Has started all but two games at LT since the start of the 2013 regular season. Missed the final two games of the 2015 regular season due to injury.
- ▶ Started all 16 games at left tackle in 2013, the only rookie in the NFL to do so in 2013 and the first Packer rookie to do so since the league went to a 16-game schedule in 1978.
- ▶ Became just the fourth Green Bay rookie to start at LT in the season opener since the 1970 AFL-NFL merger and the first since 1985.

### **LG Lane Taylor, 4th Year, Oklahoma State, FA-13**

- ▶ Has played in 34 regular-season games for the Packers with six starts.
- ▶ Made the first starts of his career in 2015, opening at RG at Detroit in Week 13 in place of an injured T.J. Lang and at LG in Week 17 vs. Minnesota with Josh Sitton sliding to LT in place of an injured David Bakhtiari.
- ▶ A four-year letterman at OSU, starting 47 of 50 games played at right guard. Unanimous first-team All-Big 12 selection by the conference's coaches as a senior.

### **C JC Tretter, 4th Year, Cornell, D4b-13**

- ▶ Set career highs with 16 games played and three starts (all at C) during the 2015 regular season. Also started at LT in the NFC Wild Card game at Washington.
- ▶ Has seen game action at C, LG and both T spots during his career.
- ▶ Was on track to be the starting C in 2014, opening at that position for the first three preseason games, but sustained a knee injury vs. Oakland (Aug. 22) that would sideline him for the first half of the season. Returned to play in the final eight games and both postseason contests.
- ▶ Grew from a high school quarterback, running back and slot receiver into an All-American LT in college, starting 20 consecutive games in his final two seasons at Cornell.

### **RG T.J. Lang, 8th Year, Eastern Michigan, D4-09**

- ▶ Has started games at four different positions on the line as a pro (51 at RG, 27 at LG, five at RT, two at LT). Played C in Week 10 in 2013.
- ▶ Has started 82 contests since 2011.
- ▶ Started games at both tackle spots in his first season (2009) and became the first Packers rookie to start consecutive games at left tackle since Chad Clifton in 2000.
- ▶ Began his college career as a defensive lineman, but converted to the offensive line as a sophomore and started 36 straight games (10 at RT, 26 at LT) over his final three years.

### **RT Bryan Bulaga, 7th Year, Iowa, D1-10**

- ▶ Has started 31 of 36 games since the start of the 2014 season.
- ▶ Missed the second part of the 2012 season after suffering a hip injury vs. Arizona on Nov. 4 and missed all of the 2013 season after injuring his knee on Aug. 3.
- ▶ Started 37 games at RT in his first three seasons in the league.
- ▶ Started the final 12 games of 2010 and the entire postseason at right tackle after taking over for veteran Mark Tauscher (shoulder).
- ▶ Named to the *Pro Football Weekly*/PFWA All-Rookie team in 2010.
- ▶ Capped his rookie season by becoming the youngest player at the time, according to STATS LLC, to ever start in the Super Bowl (21 years, 322 days).

### **TE Jared Cook, 8th Year, South Carolina, FA-16**

- ▶ Signed with the Packers as a free agent in March 2016 after spending three seasons with the St. Louis Rams (2013-15) and four with the Tennessee Titans (2009-12).
- ▶ Has posted at least 35 receptions in each of the last five seasons (2011-15), one of only five active tight ends in the NFL to do so (Antonio Gates, Jimmy Graham, Rob Gronkowski, Greg Olsen).
- ▶ Ranks No. 5 among NFL tight ends with a 12.7-yard receiving average since he entered the league in 2009.
- ▶ Holds the single-game franchise record for the most receiving yards by a tight end for both the Titans (169 vs. Jacksonville, Dec. 24, 2011) and the Rams (141 vs. Arizona, Sept. 8, 2013).

### **WR Randall Cobb, 6th Year, Kentucky, D2-11**

- ▶ Tied with Nelson for the team lead in receptions (21) this season.
- ▶ Posted the 12th 100-yard receiving game of his career in Week 4, registering season highs in receptions (nine) and receiving yards (108).
- ▶ Led the team in receptions (79), was No. 2 in receiving yards (829) and was No. 3 in touchdown receptions (six) in 2015.
- ▶ Set a new single-season career high with five 100-yard receiving games during the 2014 season (three-2012). Earned first trip to the Pro Bowl.
- ▶ His career-best 91 receptions in 2014 were the seventh most in team history.
- ▶ Finished the regular season tied for fourth in the NFL with 12 touchdown receptions in 2014.
- ▶ Before suffering a knee injury in Week 6 in 2013, led the team in receptions with 29 and was No. 2 in receiving yards with 378.
- ▶ Set a franchise single-season record with a league-high 2,342 combined net yards in 2012, topping the previous team mark of 2,250 yards by RB Ahman Green in 2003.

### **QB Aaron Rodgers, 12th Year, California, D1-05**

- ▶ In 123 regular-season starts (83-40 record), has posted 43 games with 300-plus passing yards, 72 without an interception and 68 with a 100-plus passer rating (min. 15 attempts).
- ▶ Earned his fifth selection to the Pro Bowl in 2015, passing Bart Starr (1960-62, 1966) for the second-most selections by a Green Bay quarterback behind Brett Favre's nine (1992-93, 1995-97, 2001-03, 2007).
- ▶ His career passer rating of 103.6 ranks No. 1 in NFL history.
- ▶ Finished the 2014 regular season ranked No. 2 in the NFL in passer rating (112.2), touchdown percentage (7.3), No. 1 in interception percentage (1.0) and No. 3 in touchdown passes (38).
- ▶ Recorded a passer rating of at least 120.0 in seven regular-season games in 2014, setting a single-season career high and tying for the third most in a single season in the NFL, dating back to 1960.
- ▶ Posted 21,332 passing yards from 2008-12, which ranks No. 1 in league history for the most passing yards by a QB in his first five seasons as a starter (previous record was Peyton Manning, 20,618, 1998-2002).
- ▶ In 2011, set an NFL record with a 122.5 passer rating and set franchise marks for TD passes (45), passing yards (4,643), completion percentage (68.3), yards per attempt (9.25) and 300-yard games (eight) on his way to earning NFL Most Valuable Player honors from *The Associated Press*.

### **RB Eddie Lacy, 4th Year, Alabama, D2-13**

- ▶ With 3,075 rushing yards from 2013-15, became one of only two players in team history (RB John Brockington, 3,276) to rush for 3,000-plus yards in his first three seasons in the NFL.
- ▶ With 758 rushing yards in 2015, he and James Starks (601) gave the Packers two players with 600-plus rushing yards in the same regular season for the first time since 1985 (Jessie Clark-633/Eddie Lee Ivey-636).
- ▶ Became the first player in team history to post 1,000 rushing yards and 10-plus total TDs in both of his first two seasons.
- ▶ With 1,139 rushing yards in 2014, became the fifth player in franchise history to record consecutive 1,000-yard rushing seasons (Ryan Grant, 2008-09 / Ahman Green, 2000-04 / John Brockington, 1971-73 / Jim Taylor, 1960-64).
- ▶ Ranks No. 1 in franchise history for the most rushing yards by a rookie (1,178) in a single season, No. 1 in attempts (284), and tied for No. 1 for most 100-yard rushing games with four (Brockington, four in 1971).

### **FB Aaron Ripkowski, 2nd Year, Oklahoma, D6a-15**

- ▶ Played in 15 games as a rookie, seeing action primarily on special teams.
- ▶ Tied for No. 4 on the team with nine special teams tackles last season.
- ▶ Began collegiate career as a walk-on and went on to play in 47 games with 17 starts.



## PACKERS STARTERS – DEFENSE

### **DE Dean Lowry, Rookie, Northwestern, D4b-16**

- ▶ Played in 48 games with 33 starts in college and registered 134 tackles (83 solo), including 31.5 tackles for a loss, 12.5 sacks, three interceptions (one returned for a TD), 21 passes defended, three fumble recoveries and three forced fumbles.
- ▶ Earned second-team All-Big Ten honors as a senior in 2015 after posting 46 tackles (27 solo), including 13.5 tackles for a loss (second on the team), three sacks, an interception, a fumble recovery and seven passes defended.
- ▶ Named honorable mention All-Big Ten as a junior in 2014 and was named to ESPN.com's Big Ten All-Freshman team in 2012.

### **NT Letroy Guion, 9th Year, Florida State, FA-14**

- ▶ Has started 23 of the 32 regular-season games he has played since the start of the 2014 season.
- ▶ Signed with Green Bay during the 2014 offseason after spending his first six NFL seasons with the Minnesota Vikings.
- ▶ Started all 28 games he appeared in for Minnesota in 2012-13, recording 72 tackles (32 solo) and three sacks over that span.
- ▶ Was the only Viking to block a field goal in both 2011 and 2012.

### **DT Mike Daniels, 5th Year, Iowa, D4a-12**

- ▶ Ranks third on the team with 17.0 sacks since the start of the 2013 regular season (LB Julius Peppers-19.0 / LB Clay Matthews-28.0).
- ▶ Led the defensive line in both tackles and sacks each of that last two seasons.
- ▶ Returned a fumble 43 yards for a TD vs. Detroit in Week 14 of 2012, the longest fumble return for a TD by a rookie in franchise history.
- ▶ Starred as an interior pass rusher at Iowa, posting a team-high 24.5 tackles for a loss and 13 sacks from 2010-11.

### **LOLB Nick Perry, 5th Year, Southern California, D1-12**

- ▶ Tied for No. 7 in the NFL with a team-high 4.5 sacks this season.
- ▶ Registered multiple sacks in each of his first five seasons in the NFL and has posted a two-sack game in each of the last four seasons (2013-16).
- ▶ Has totaled six sacks in five playoff games, including 3.5 in the 2015 postseason which tied Clay Matthews (2010) for the franchise record in a single postseason.
- ▶ His six postseason sacks rank No. 3 in franchise history behind Matthews (10) and Reggie White (eight) and are the most in team history (since 1982) by a player in his first five games with Green Bay.

### **ILB Jake Ryan, 2nd Year, Michigan, D4-15**

- ▶ Leads the team with 31 tackles on the season.
- ▶ Started the final five games of the regular season and both playoff contests in 2015.
- ▶ Recorded a team-best nine tackles (eight solo) and one fumble recovery in Week 13 last season at Detroit in his first pro start.
- ▶ Served as a team captain for his final two seasons at Michigan and was a three-time winner (2012-14) of the Roger Zatkoff Award, given to the Wolverines top linebacker. He was the only player to win the award (est. 1991) three times.
- ▶ Joined LB John Anderson (first round, 26th overall) as the only Michigan linebackers ever drafted by Green Bay.
- ▶ Started 41 of 46 games played in college, appearing at inside linebacker as a senior after spending his first three seasons at outside linebacker and defensive end.

### **ILB Blake Martinez, Rookie, Stanford, D4a-16**

- ▶ Became the first rookie to start on defense for Green Bay in Week 1 since Nick Perry in 2012.
- ▶ Finished collegiate career with 257 tackles (137 solo), 13.5 tackles for a loss, 6.5 sacks, five interceptions and five forced fumbles in 51 games played.
- ▶ Started all 27 games played in his final two seasons, leading the team in tackles as a junior (102) and senior (141).
- ▶ Led the Pacific-12 and ranked No. 7 nationally with 141 tackles (75 solo) as a senior, averaging a conference-best 10.1 tackles per game.

### **ROLB Clay Matthews, 8th Year, Southern California, D1b-09**

- ▶ For the first time in his career, Matthews has recorded at least one sack in each of the first three regular-season games he has played in.
- ▶ Selected to his sixth Pro Bowl and first as an inside linebacker in 2015 after recording 6.5 sacks (second on the team), 15 QB hits (No. 1 on the team), and a career-high 85 tackles (No. 2 on the team).
- ▶ With 70.5 career sacks, passed Reggie White (68.5) for the second most sacks in Packers history (Kabeer Gbaja-Biamila, 74.5).
- ▶ With a team-high 11.0 sacks in 2014, is tied for the most 10-plus sack seasons in franchise history (four).
- ▶ His six Pro Bowl selections are two more than any other Packers LB.
- ▶ Is the only player in franchise history to score a defensive TD (interception or fumble return) in each of his first three seasons in the NFL (2009-11).
- ▶ Named first-team All-Pro by *The Associated Press* in 2010, the first Green Bay LB to earn that honor since Tim Harris in 1989. Finished second to Pittsburgh safety Troy Polamalu in the AP's Defensive Player of the Year voting.

### **LCB Damarious Randall, 2nd Year, Arizona State, D1-15**

- ▶ Played in 15 games with nine starts (six at LCB, two at RCB, one in the slot) in 2015 and tied for the team lead and No. 2 among NFL rookies with three interceptions, including one he returned for a TD. Finished with a team-best 16 passes defended.
- ▶ Named the NFL's Defensive Rookie of the Month for November 2015, joining CB Casey Hayward (October 2012) as the only Green Bay defensive backs to win the award.
- ▶ Earned first-team All-Pacific-12 honors at safety as a senior in 2014 after he led the Sun Devils in tackles (106) and passes defended (12) and tied for the team lead with three interceptions.

### **RCB Sam Shields, 7th Year, Miami, FA-10**

- ▶ Despite missing four games due to injury, tied for the team lead with three interceptions and ranked No. 2 in passes defended (13) during the 2015 regular season.
- ▶ Recorded interceptions in back-to-back games in 2015 (Weeks 3-4) for the first time in his career.
- ▶ Finished second on the team with 13 passes defended in 2014 to go along with two interceptions. Earned first career trip to the Pro Bowl.
- ▶ Started all 14 games he appeared in during the 2013 season and led the team with four INTs (tied career high) and a career-best 25 passes defended.
- ▶ In Green Bay's NFC Championship Game win over Chicago in the 2010 season, became the first rookie in NFL history to record two INTs and a sack in a postseason contest.

### **SS Morgan Burnett, 7th Year, Georgia Tech, D3-10**

- ▶ Missed five games due to injury in 2015, but finished No. 4 on the team with 54 solo tackles.
- ▶ Totaled a team-high 125 tackles in 2014, the second most of his career (137 in 2012). Ranked No. 2 on the team with 106 tackles (77 solo) in 2013, despite missing the first three games due to injury. Recovered three fumbles, including one for a TD, and added nine passes defended.
- ▶ Participated in all 1,088 plays for Green Bay's defense in 2012, one of only four non-OL in the NFL to appear in 100 percent of his team's snaps.
- ▶ Enjoyed his first full season as a pro in 2011, joining DT B.J. Raji as the only two Green Bay defensive players to start all 16 regular-season games.
- ▶ Started the first four games of the 2010 season at SS before sustaining a season-ending knee injury vs. Detroit in Week 4.

### **FS Ha Ha Clinton-Dix, 3rd Year, Alabama, D1-14**

- ▶ Led the team in tackles in 2015 with 117 (97 solo) and was tied for fourth on the team in interceptions (two).
- ▶ According to STATS LLC, his three sacks during the 2015 regular season tied for the fifth most in a single regular season by a Packers safety (since 1982) and the most since Mark Roman recorded 3.5 in 2004.
- ▶ Started every game in 2015 after starting 10 of 16 games as a rookie when he finished second on the team in tackles (95).
- ▶ Was the second safety ever drafted by Green Bay in the first round (Alabama S George Teague, No. 29 overall in 1993).
- ▶ Was a consensus All-America selection in 2013 as a junior, earning first-team recognition from *The Associated Press*, the Football Writers Association of America and *Sporting News*.





## 2016 REGULAR-SEASON STATISTICS

	Packers	Opponents
<b>TOTAL FIRST DOWNS</b> .....	<b>78</b>	<b>71</b>
Rushing .....	26	12
Passing .....	42	54
Penalty .....	10	5
3rd Down: Made/Att .....	27/56	20/56
3rd Down Pct. ....	48.2	35.7
4th Down: Made/Att .....	1/2	5/7
4th Down Pct. ....	50.0	71.4
<b>POSSESSION AVG.</b> .....	<b>29:58</b>	<b>30:03</b>
<b>TOTAL NET YARDS</b> .....	<b>1287</b>	<b>1269</b>
Avg. Per Game .....	321.8	317.3
Total Plays .....	251	246
Avg. Per Play .....	5.1	5.2
<b>NET YARDS RUSHING</b> .....	<b>448</b>	<b>171</b>
Avg. Per Game .....	112.0	42.8
Total Rushes .....	104	86
<b>NET YARDS PASSING</b> .....	<b>839</b>	<b>1098</b>
Avg. Per Game .....	209.8	274.5
Sacked/Yards Lost .....	8/37	14/92
Gross Yards .....	876	1190
Att./Completions .....	139/78	146/92
Completion Pct. ....	56.1	63.0
<b>HAD INTERCEPTED</b> .....	<b>3</b>	<b>2</b>
<b>PUNTS/AVERAGE</b> .....	<b>15/40.4</b>	<b>17/42.8</b>
Net Punting Avg. ....	38.0	42.5
<b>PENALTIES/YARDS</b> .....	<b>21/198</b>	<b>32/353</b>
<b>FUMBLES/BALL LOST</b> .....	<b>6/2</b>	<b>4/2</b>
<b>TOUCHDOWNS</b> .....	<b>11</b>	<b>8</b>
Rushing .....	2	1
Passing .....	9	7
Returns .....	0	0

### SCORE BY PERIODS

	Q1	Q2	Q3	Q4	OT	PTS
PACKERS	35	41	6	16	0	98
OPPONENTS	10	33	20	20	0	83

### SCORING

	TD	-Ru	-Pa	-Rt	K-PAT	FG	S	PTS
Mason Crosby .....	0	0	0	0	11/11	7/7	0	32
Jordy Nelson .....	5	0	5	0			0	30
Davante Adams .....	3	0	3	0			0	18
Aaron Rodgers .....	2	2	0	0			0	12
Richard Rodgers .....	1	0	1	0			0	6
<b>PACKERS</b> .....	<b>11</b>	<b>2</b>	<b>9</b>	<b>0</b>	<b>11/11</b>	<b>7/7</b>	<b>0</b>	<b>98</b>
<b>OPPONENTS</b> .....	<b>8</b>	<b>1</b>	<b>7</b>	<b>0</b>	<b>8/8</b>	<b>9/10</b>	<b>0</b>	<b>83</b>

2-Pt Conversions: Packers 0-0, Opponents 0-0

**SACKS:** Nick Perry 4.5, Clay Matthews 3, Kyler Fackrell 2, Julius Peppers 1.5, Morgan Burnett 1, Mike Daniels 1, Micah Hyde 1, PACKERS 14, OPPONENTS 8

### RUSHING

	No	Yds	Avg	Long	TD
Eddie Lacy .....	54	295	5.5	31	0
Aaron Rodgers .....	17	82	4.8	14	2
James Starks .....	24	42	1.8	10	0
Aaron Ripkowski .....	2	17	8.5	13	0
Randall Cobb .....	5	12	2.4	6	0
Ty Montgomery .....	2	0	0.0	1	0
<b>PACKERS</b> .....	<b>104</b>	<b>448</b>	<b>4.3</b>	<b>31</b>	<b>2</b>
<b>OPPONENTS</b> .....	<b>86</b>	<b>171</b>	<b>2.0</b>	<b>14</b>	<b>1</b>

### PASSING

	Att	Cmp	Yds	Cmp%	Yds/Att	TD	TD%	Int	Int%	Long	Sack/Lost	Rating
Aaron Rodgers .....	139	78	876	56.1	6.30	9	6.5	3	2.2	49	8/37	87.7
<b>PACKERS</b> .....	<b>139</b>	<b>78</b>	<b>876</b>	<b>56.1</b>	<b>6.30</b>	<b>9</b>	<b>6.5</b>	<b>3</b>	<b>2.2</b>	<b>49</b>	<b>8/37</b>	<b>87.7</b>
<b>OPPONENTS</b> .....	<b>146</b>	<b>92</b>	<b>1190</b>	<b>63.0</b>	<b>8.15</b>	<b>7</b>	<b>4.8</b>	<b>2</b>	<b>1.4</b>	<b>73t</b>	<b>14/92</b>	<b>98.8</b>

### RECEIVING

	No	Yds	Avg	Long	TD
Jordy Nelson .....	21	244	11.6	49	5
Randall Cobb .....	21	240	11.4	33	0
Davante Adams .....	13	184	14.2	29t	3
Richard Rodgers .....	6	62	10.3	22	1
Jared Cook .....	6	53	8.8	15	0
James Starks .....	6	50	8.3	16	0
Eddie Lacy .....	3	22	7.3	17	0
Justin Perillo .....	1	13	13.0	13	0
Jared Abbrederis .....	1	8	8.0	8	0
<b>PACKERS</b> .....	<b>78</b>	<b>876</b>	<b>11.2</b>	<b>49</b>	<b>9</b>
<b>OPPONENTS</b> .....	<b>92</b>	<b>1190</b>	<b>12.9</b>	<b>73t</b>	<b>7</b>

### INTERCEPTIONS

	No	Yds	Avg	Long	TD
Damarius Randall .....	1	44	44.0	44	0
Joe Thomas .....	1	9	9.0	9	0
<b>PACKERS</b> .....	<b>2</b>	<b>53</b>	<b>26.5</b>	<b>44</b>	<b>0</b>
<b>OPPONENTS</b> .....	<b>3</b>	<b>30</b>	<b>10.0</b>	<b>23</b>	<b>0</b>

### PUNTING

	No	Yds	Avg	Net	TB	In 20	LG	Blk
Jacob Schum .....	15	606	40.4	38.0	0	2	56	0
<b>PACKERS</b> .....	<b>15</b>	<b>606</b>	<b>40.4</b>	<b>38.0</b>	<b>0</b>	<b>2</b>	<b>56</b>	<b>0</b>
<b>OPPONENTS</b> .....	<b>17</b>	<b>728</b>	<b>42.8</b>	<b>42.5</b>	<b>0</b>	<b>10</b>	<b>67</b>	<b>0</b>

### PUNT RETURNS

	Ret	FC	Yds	Avg	Long	TD
Trevor Davis .....	2	4	4	2.0	3	0
Damarius Randall .....	1	0	2	2.0	2	0
Micah Hyde .....	0	4	0	---	---	0
<b>PACKERS</b> .....	<b>3</b>	<b>8</b>	<b>6</b>	<b>2.0</b>	<b>3</b>	<b>0</b>
<b>OPPONENTS</b> .....	<b>4</b>	<b>5</b>	<b>36</b>	<b>9.0</b>	<b>15</b>	<b>0</b>

### KICKOFF RETURNS

	No	Yds	Avg	Long	TD
Ty Montgomery .....	4	83	20.8	24	0
Jeff Janis .....	1	18	18.0	18	0
<b>PACKERS</b> .....	<b>5</b>	<b>101</b>	<b>20.2</b>	<b>24</b>	<b>0</b>
<b>OPPONENTS</b> .....	<b>12</b>	<b>342</b>	<b>28.5</b>	<b>42</b>	<b>0</b>

### FIELD GOALS

	1-19	20-29	30-39	40-49	50+
Mason Crosby .....	0/0	3/3	2/2	2/2	0/0
<b>PACKERS</b> .....	<b>0/0</b>	<b>3/3</b>	<b>2/2</b>	<b>2/2</b>	<b>0/0</b>
<b>OPPONENTS</b> .....	<b>0/0</b>	<b>1/1</b>	<b>2/2</b>	<b>4/5</b>	<b>2/2</b>

Mason Crosby: (25G, 20G) ( ) (36G, 46G) (44G, 33G, 25G)  
Opponents: (26G, 39G, 50G) (46G) (42G, 43N, 50G) (47G, 41G, 30G)



**2016 REGULAR-SEASON DEFENSIVE STATISTICS**

Official totals – based on coaches' film review, through Week 5 vs. N.Y. Giants

Player	Total			Sacks/ Yards	Int/ Yards	Fum Rec	For Fum	Pass Def
	Tackles	Solo	Asst					
Jake Ryan	31	20	11	0.0/0.0	0/0	0	0	2
Micah Hyde	24	19	5	1.0/6.0	0/0	0	0	1
Blake Martinez	23	17	6	0.0/0.0	0/0	0	0	1
Ha Ha Clinton-Dix	22	19	3	0.0/0.0	0/0	0	1	1
Nick Perry	21	15	6	4.5/20.5	0/0	0	0	1
Morgan Burnett	15	15	0	1.0/8.0	0/0	0	0	2
Joe Thomas	13	11	2	0.0/0.0	1/9	0	0	4
Damarious Randall	12	10	2	0.0/0.0	1/44	0	0	3
LaDarius Gunter	11	9	2	0.0/0.0	0/0	0	1	2
Kenny Clark	11	4	7	0.0/0.0	0/0	1	0	1
Clay Matthews	10	9	1	3.0/20.0	0/0	0	0	0
Mike Daniels	10	7	3	1.0/9.0	0/0	0	0	1
Letroy Guion	8	4	4	0.0/0.0	0/0	0	0	1
Quinten Rollins	8	4	4	0.0/0.0	0/0	0	0	4
Julius Peppers	6	4	2	1.5/11.5	0/0	0	0	1
Kyler Fackrell	5	5	0	2.0/17.0	0/0	0	1	0
Sam Shields	5	4	1	0.0/0.0	0/0	0	0	0
Datone Jones	5	3	2	0.0/0.0	0/0	0	0	0
Christian Ringo	4	1	3	0.0/0.0	0/0	0	0	0
Dean Lowry	3	2	1	0.0/0.0	0/0	0	0	0
Jayrone Elliott	2	2	0	0.0/0.0	0/0	0	0	0
Kentrell Brice	1	1	0	0.0/0.0	0/0	0	0	0
Josh Hawkins	0	0	0	0.0/0.0	0/0	0	0	1
<b>Totals</b>	<b>250</b>	<b>185</b>	<b>65</b>	<b>14.0/92.0</b>	<b>2/53</b>	<b>1</b>	<b>3</b>	<b>26</b>

SPECIAL TEAMS

Player	TT	FR	FF
Jayrone Elliott	4	0	0
Kyler Fackrell	4	0	0
Marwin Evans	3	0	0
Chris Banjo	2	0	0
Kentrell Brice	2	0	0
Jeff Janis	2	0	0
Blake Martinez	2	0	0
Damarious Randall	2	0	0
Micah Hyde	1	0	0
Ty Montgomery	1	0	0
Joe Thomas	1	0	0
<b>Totals</b>	<b>24</b>	<b>0</b>	<b>0</b>

MISCELLANEOUS

Player	Tackles
Davante Adams	2
JC Tretter	2
Randall Cobb	1
<b>Totals</b>	<b>5</b>

Player	FF
Randall Cobb	1
<b>Totals</b>	<b>1</b>

Player	FR
Randall Cobb	1
Jared Cook	1
James Starks	1
JC Tretter	1
<b>Totals</b>	<b>4</b>

# THE DOPE SHEET

OFFICIAL PROGRAM AND PUBLICATION, ACHIEVERS FOOTBALL TEAM



No	ALPHABETICAL ROSTER	Pos	Ht	Wt	Birthdate	NFL Exp	College	High School	Hometown
84	Abbrederis, Jared	WR	6-1	195	12/17/90	3	Wisconsin		Wautoma, Wis.
17	Adams, Davante	WR	6-1	215	12/24/92	3	Fresno State		Palo Alto, Calif.
69	Bakhtiari, David	T	6-4	310	9/30/91	4	Colorado		San Mateo, Calif.
32	Banjo, Chris	S	5-10	207	2/26/90	3	Southern Methodist		Sugar Land, Texas
67	Barclay, Don	T/G	6-4	305	4/18/89	5	West Virginia		Harmony, Pa.
29	Brice, Kentrell	S	5-11	200	8/11/94	R	Louisiana Tech		Ruston, La.
75	Bulaga, Bryan	T	6-5	314	3/21/89	7	Iowa		Woodstock, Ill.
42	Burnett, Morgan	S	6-1	209	1/13/89	7	Georgia Tech		College Park, Ga.
6	Callahan, Joe	QB	6-1	216	6/4/93	R	Wesley		Absecon, N.J.
97	Clark, Kenny	DT	6-3	314	10/4/95	R	UCLA		Rialto, Calif.
21	Clinton-Dix, Ha Ha	S	6-1	208	12/21/92	3	Alabama		Orlando, Fla.
18	Cobb, Randall	WR	5-10	192	8/22/90	6	Kentucky		Alcoa, Tenn.
89	Cook, Jared	TE	6-5	254	4/7/87	8	South Carolina		Birmingham, Ala.
2	Crosby, Mason	K	6-1	207	9/3/84	10	Colorado		Georgetown, Texas
76	Daniels, Mike	DT	6-0	310	5/5/89	5	Iowa		Blackwood, N.J.
11	Davis, Trevor	WR	6-1	188	7/4/93	R	California		Martinez, Calif.
91	Elliott, Jayrone	LB	6-3	255	11/11/91	3	Toledo		Cleveland, Ohio
25	Evans, Marwin	S	5-11	211	4/10/93	R	Utah State		Oak Creek, Wis.
51	Fackrell, Kyle	LB	6-5	245	11/25/91	R	Utah State		Mesa, Ariz.
61	Goode, Brett	LS	6-1	255	11/2/84	9	Arkansas		Fort Smith, Ark.
98	Guion, Letroy	DT	6-4	322	6/21/87	9	Florida State		Starke, Fla.
36	Gunter, LaDarius	CB	6-2	201	5/13/92	2	Miami		Montgomery, Ala.
28	Hawkins, Josh	CB	5-10	189	1/23/93	R	East Carolina		Kernersville, N.C.
7	Hundley, Brett	QB	6-3	226	6/15/93	2	UCLA		Chandler, Ariz.
33	Hyde, Micah	DB	6-0	197	12/31/90	4	Iowa		Fostoria, Ohio
83	Janis, Jeff	WR	6-3	219	6/24/91	3	Saginaw Valley State		Tawas City, Mich.
95	Jones, Datone	DE/LB	6-4	285	7/24/90	4	UCLA		Compton, Calif.
27	Lacy, Eddie	RB	5-11	234	6/2/90	4	Alabama		Geismar, La.
70	Lang, T.J.	G	6-4	318	9/20/87	8	Eastern Michigan		Birmingham, Mich.
94	Lowry, Dean	DE	6-6	296	6/9/94	R	Northwestern		Rockford, Ill.
50	Martinez, Blake	LB	6-2	237	1/9/94	R	Stanford		Oro Valley, Ariz.
52	Matthews, Clay	LB	6-3	255	5/14/86	8	Southern California		Agoura Hills, Calif.
88	Montgomery, Ty	WR	6-0	216	1/22/93	2	Stanford		Dallas, Texas
68	Murphy, Kyle	T	6-6	305	12/11/93	R	Stanford		San Clemente, Calif.
87	Nelson, Jordy	WR	6-3	217	5/31/85	9	Kansas State		Manhattan, Kan.
56	Peppers, Julius	LB	6-7	287	1/18/80	15	North Carolina		Bailey, N.C.
80	Perillo, Justin	TE	6-3	250	1/5/91	3	Maine		Wilmington, Del.
53	Perry, Nick	LB	6-3	265	4/12/90	5	Southern California		Detroit, Mich.
96	Price, Brian	DT	6-3	318	6/24/94	R	Texas San Antonio		Lafayette, Ind.
23	Randall, Damarious	CB	5-11	196	8/29/92	2	Arizona State		Pensacola, Fla.
99	Ringo, Christian	DT	6-1	298	3/10/92	1	Louisiana-Lafayette		Jackson, Miss.
22	Ripkowski, Aaron	FB	6-1	246	12/20/92	2	Oklahoma		Dayton, Texas
12	Rodgers, Aaron	QB	6-2	225	12/2/83	12	California		Chico, Calif.
82	Rodgers, Richard	TE	6-4	257	1/22/92	3	California		Shrewsbury, Mass.
24	Rollins, Quinten	CB	5-11	195	7/15/92	2	Miami (Ohio)		Wilmington, Ohio
47	Ryan, Jake	LB	6-2	240	2/27/92	2	Michigan		Cleveland, Ohio
10	Schum, Jacob	P	5-10	211	1/21/89	2	Buffalo		Hamburg, N.Y.
37	Shields, Sam	CB	5-11	184	12/8/87	7	Miami		Sarasota, Fla.
78	Spriggs, Jason	T	6-6	301	5/17/94	R	Indiana		Elkhart, Ind.
44	Starks, James	RB	6-2	218	2/25/86	7	Buffalo		Niagara Falls, N.Y.
65	Taylor, Lane	G	6-3	324	11/22/89	4	Oklahoma State		Arlington, Texas
48	Thomas, Joe	LB	6-1	227	5/6/91	2	South Carolina State		Blackville, S.C.
73	Tretter, JC	C/G	6-4	307	2/12/91	4	Cornell		Akron, N.Y.

## INJURED RESERVE

38	Crockett, John	RB	6-0	217	2/16/92	1	North Dakota State		Minneapolis, Minn.
20	Dorleant, Makinton	CB	5-11	182	10/6/92	R	Northern Iowa		Naples, Fla.
90	Kuder, Tyler	DT	6-3	307	6/3/92	R	Idaho State		Payette, Idaho

## PRACTICE SQUAD

81	Allison, Geronimo	WR	6-3	202	1/18/94	R	Illinois		Riverview, Fla.
54	Bradford, Carl	LB	6-1	248	8/15/92	2	Arizona State		Norco, Calif.
86	Cajuste, Devon	TE	6-4	235	1/31/93	R	Stanford		Flushing, N.Y.
93	Gilbert, Reggie	LB	6-3	261	4/1/93	R	Arizona		Laveen, Ariz.
34	Jackson, Don	RB	5-10	208	9/7/93	R	Nevada		Sacramento, Calif.
40	Kerridge, Joe	FB	6-0	245	9/17/92	R	Michigan		Traverse City, Mich.
72	Muir, Blake	G	6-5	315	5/10/91	R	Baylor		New South Wales, Australia
62	Patrick, Lucas	G	6-3	313	7/30/93	R	Duke		Brentwood, Tenn.
26	Waters, Herb	CB	6-0	188	11/10/92	R	Miami		Homestead, Fla.
35	Whitehead, Jermaine	S	5-11	195	3/12/93	1	Auburn		Greenwood, Miss.

## RESERVE/PHYSICALLY UNABLE TO PERFORM

63	Linsley, Corey	C	6-3	301	7/27/91	3	Ohio State		Boardman, Ohio
----	----------------	---	-----	-----	---------	---	------------	--	----------------

## EXEMPT/COMMISSIONER PERMISSION

39	Goodson, Demetri	CB	5-11	197	6/11/89	3	Baylor		Spring, Texas
64	Pennel, Mike	DT	6-4	332	5/9/91	3	Colorado State-Pueblo		Aurora, Colo.



No	NUMERICAL ROSTER	Pos	Ht	Wt	Age	NFL Exp	College	How Acquired	Reg. season GP/GS/DNP/IA
2	Mason Crosby	K	6-1	207	32	10	Colorado	D6c-07	4/0/0/0
6	Joe Callahan	QB	6-1	216	23	R	Wesley	FA-16	0/0/0/4
7	Brett Hundley	QB	6-3	226	23	2	UCLA	D5-15	0/0/4/0
10	Jacob Schum	P	5-10	211	27	2	Buffalo	W-16 (T.B.)	4/0/0/0
11	Trevor Davis	WR	6-1	188	23	R	California	D5-16	3/0/0/1
12	Aaron Rodgers	QB	6-2	225	32	12	California	D1-05	4/4/0/0
17	Davante Adams	WR	6-1	215	23	3	Fresno State	D2-14	4/3/0/0
18	Randall Cobb	WR	5-10	192	26	6	Kentucky	D2-11	4/4/0/0
21	Ha Ha Clinton-Dix	S	6-1	208	23	3	Alabama	D1-14	4/4/0/0
22	Aaron Ripkowski	FB	6-1	246	23	2	Oklahoma	D6a-15	4/1/0/0
23	Damarious Randall	CB	5-11	196	24	2	Arizona State	D1-15	3/3/0/1
24	Quinten Rollins	CB	5-11	195	24	2	Miami (Ohio)	D2-15	4/4/0/0
25	Marwin Evans	S	5-11	211	23	R	Utah State	FA-16	4/0/0/0
27	Eddie Lacy	RB	5-11	234	26	4	Alabama	D2-13	4/4/0/0
28	Josh Hawkins	CB	5-10	189	23	R	East Carolina	FA-16	2/0/0/2
29	Kentrell Brice	S	5-11	200	22	R	Louisiana Tech	FA-16	4/0/0/0
32	Chris Banjo	S	5-10	207	25	3	Southern Methodist	FA-13	2/0/0/2
33	Micah Hyde	DB	6-0	197	25	4	Iowa	D5a-13	4/2/0/0
36	LaDarius Gunter	CB	6-2	201	24	2	Miami	FA-15	4/3/0/0
37	Sam Shields	CB	5-11	184	28	7	Miami	FA-10	1/1/0/3
42	Morgan Burnett	S	6-1	209	27	7	Georgia Tech	D3-10	3/3/0/1
44	James Starks	RB	6-2	218	30	7	Buffalo	D6-10	4/0/0/0
47	Jake Ryan	LB	6-2	240	24	2	Michigan	D4-15	4/4/0/0
48	Joe Thomas	LB	6-1	227	25	2	South Carolina State	FA-15 (PS-Dal)	4/0/0/0
50	Blake Martinez	LB	6-2	237	22	R	Stanford	D4a-16	4/4/0/0
51	Kyler Fackrell	LB	6-5	245	24	R	Utah State	D3-16	4/0/0/0
52	Clay Matthews	LB	6-3	255	30	8	Southern California	D1b-09	3/3/0/1
53	Nick Perry	LB	6-3	265	26	5	Southern California	D1-12	4/4/0/0
56	Julius Peppers	LB	6-7	287	36	15	North Carolina	FA-14	4/1/0/0
61	Brett Goode	LS	6-1	255	31	9	Arkansas	FA-08	4/0/0/0
65	Lane Taylor	G	6-3	324	26	4	Oklahoma State	FA-13	4/4/0/0
67	Don Barclay	T/G	6-4	305	27	5	West Virginia	FA-12	4/0/0/0
68	Kyle Murphy	T	6-6	305	22	R	Stanford	D6-16	0/0/0/4
69	David Bakhtiari	T	6-4	310	25	4	Colorado	D4a-13	4/4/0/0
70	T.J. Lang	G	6-4	318	29	8	Eastern Michigan	D4-09	4/4/0/0
73	JC Tretter	C/G	6-4	307	25	4	Cornell	D4b-13	4/4/0/0
75	Bryan Bulaga	T	6-5	314	27	7	Iowa	D1-10	4/4/0/0
76	Mike Daniels	DT	6-0	310	27	5	Iowa	D4a-12	4/4/0/0
78	Jason Spriggs	T	6-6	301	22	R	Indiana	D2-16	4/0/0/0
80	Justin Perillo	TE	6-3	250	25	3	Maine	FA-14	4/0/0/0
82	Richard Rodgers	TE	6-4	257	24	3	California	D3b-14	4/2/0/0
83	Jeff Janis	WR	6-3	219	25	3	Saginaw Valley State	D7-14	4/0/0/0
84	Jared Abbrederis	WR	6-1	195	25	3	Wisconsin	D5b-14	4/0/0/0
87	Jordy Nelson	WR	6-3	217	31	9	Kansas State	D2a-08	4/4/0/0
88	Ty Montgomery	WR	6-0	216	22	2	Stanford	D3-15	4/0/0/0
89	Jared Cook	TE	6-5	254	29	8	South Carolina	FA-16	3/2/0/1
91	Jayrone Elliott	LB	6-3	255	24	3	Toledo	FA-14	2/0/0/2
94	Dean Lowry	DE	6-6	296	22	R	Northwestern	D4b-16	4/0/0/0
95	Datone Jones	DE/LB	6-4	285	26	4	UCLA	D1-13	3/0/0/1
96	Brian Price	DT	6-3	318	22	R	Texas San Antonio	FA-16	1/0/0/1
97	Kenny Clark	DT	6-3	314	21	R	UCLA	D1-16	4/1/0/0
98	Letroy Guion	DT	6-4	322	29	9	Florida State	FA-14	3/3/0/1
99	Christian Ringo	DT	6-1	298	24	1	Louisiana-Lafayette	D6b-15	3/0/0/1

**INJURED RESERVE**

20	Makinton Dorleant	CB	5-11	182	24	R	Northern Iowa	FA-16	0/0/0/0
38	John Crockett	RB	6-0	217	24	1	North Dakota State	FA-15	0/0/0/0
90	Tyler Kuder	DT	6-3	307	24	R	Idaho State	FA-16	0/0/0/0

**PRACTICE SQUAD**

26	Herb Waters	CB	6-0	188	23	R	Miami	FA-16	0/0/0/0
34	Don Jackson	RB	5-10	208	23	R	Nevada	FA-16	0/0/0/0
35	Jermaine Whitehead	S	5-11	195	23	1	Auburn	FA-16	0/0/0/0
40	Joe Kerridge	FB	6-0	245	24	R	Michigan	FA-16	0/0/0/0
54	Carl Bradford	LB	6-1	248	24	2	Arizona State	D4-14	0/0/0/0
62	Lucas Patrick	G	6-3	313	23	R	Duke	FA-16	0/0/0/0
72	Blake Muir	G	6-5	315	25	R	Baylor	FA-16	0/0/0/0
81	Geronimo Allison	WR	6-3	202	22	R	Illinois	FA-16	0/0/0/0
86	Devon Cajuste	TE	6-4	235	23	R	Stanford	FA-16	0/0/0/0
93	Reggie Gilbert	LB	6-3	261	23	R	Arizona	FA-16	0/0/0/0

**RESERVE/PHYSICALLY UNABLE TO PERFORM**

63	Corey Linsley	C	6-3	301	25	3	Ohio State	D5a-14	0/0/0/0
----	---------------	---	-----	-----	----	---	------------	--------	---------

**EXEMPT/COMMISSIONER PERMISSION**

39	Demetri Goodson	CB	5-11	197	27	3	Baylor	D6-14	0/0/0/0
64	Mike Pennel	DT	6-4	332	25	3	Colorado State-Pueblo	FA-14	0/0/0/0



## OFFENSE

<b>WR:</b> 87	Jordy Nelson	17	Davante Adams	83	Jeff Janis
<b>LT:</b> 69	David Bakhtiari	<u>78</u>	<u>Jason Spriggs</u>		
<b>LG:</b> 65	Lane Taylor	67	Don Barclay		
<b>C:</b> 73	JC Tretter	67	Don Barclay		
<b>RG:</b> 70	T.J. Lang	67	Don Barclay		
<b>RT:</b> 75	Bryan Bulaga	<u>68</u>	<u>Kyle Murphy</u>		
<b>TE:</b> 89	Jared Cook	82	Richard Rodgers	80	Justin Perillo
<b>WR:</b> 18	Randall Cobb	84	Jared Abbrederis	88	Ty Montgomery
				<u>11</u>	<u>Trevor Davis</u>
				<u>6</u>	<u>Joe Callahan</u>
<b>QB:</b> 12	Aaron Rodgers	7	Brett Hundley		
<b>RB:</b> 27	Eddie Lacy	44	James Starks		
<b>FB:</b> 22	Aaron Ripkowski				

## DEFENSE

<b>DE:</b> <u>94</u>	<u>Dean Lowry</u>	<u>97</u>	<u>Kenny Clark</u>		
<b>NT:</b> 98	Letroy Guion	99	Christian Ringo	<u>96</u>	<u>Brian Price</u>
<b>DT:</b> 76	Mike Daniels	<u>97</u>	<u>Kenny Clark</u>		
<b>LOLB:</b> 53	Nick Perry	56	Julius Peppers	91	Jayrone Elliott
<b>ILB:</b> 47	Jake Ryan	48	Joe Thomas		
<b>ILB:</b> <u>50</u>	<u>Blake Martinez</u>	48	Joe Thomas		
<b>ROLB:</b> 52	Clay Matthews	95	Datone Jones	<u>51</u>	<u>Kyler Fackrell</u>
<b>LCB:</b> 23	Damarious Randall	24	Quinten Rollins	<u>28</u>	<u>Josh Hawkins</u>
<b>RCB:</b> 37	Sam Shields	36	LaDarius Gunter		
<b>SS:</b> 42	Morgan Burnett	33	Micah Hyde	<u>25</u>	<u>Marwin Evans</u>
<b>FS:</b> 21	Ha Ha Clinton-Dix	32	Chris Banjo	<u>29</u>	<u>Kentrell Brice</u>

## SPECIAL TEAMS

<b>K:</b> 2	Mason Crosby	10	Jacob Schum		
<b>P:</b> 10	Jacob Schum	2	Mason Crosby		
<b>H:</b> 10	Jacob Schum	18	Randall Cobb		
<b>PR:</b> 33	Micah Hyde	<u>11</u>	<u>Trevor Davis</u>	84	Jared Abbrederis
<b>KR:</b> 88	Ty Montgomery	84	Jared Abbrederis	33	Micah Hyde
<b>LS:</b> 61	Brett Goode	67	Don Barclay	80	Justin Perillo

## Rookies are underlined ##

### COACH LOCATIONS

► **Coaches' Box:** Jeff Blasko (coaching administrator), Dom Capers (defensive coordinator), Tom Clements (associate head coach/offense), Ejiro Evero (defensive quality control), Scott McCurley (assistant linebackers), David Raih (assistant offensive line), Joe Whitt Jr. (secondary - cornerbacks).

► **Sideline:** Brian Angelichio (tight ends), Edgar Bennett (offensive coordinator), James Campen (offensive line), Luke Getsy (wide receivers), Jerry Montgomery (defensive front assistant), Winston Moss (associate head coach/linebackers), Darren Perry (secondary - safeties), Jason Simmons (assistant special teams), Ben Sirmans (running backs), Mike Trgovac (defensive line), Alex Van Pelt (quarterbacks), Ron Zook (special teams coordinator).



## ROSTER BY POSITION

### QUARTERBACK (3)

Joe Callahan  
Brett Hundley  
Aaron Rodgers

### FULLBACK (1)

Aaron Ripkowski

### RUNNING BACK (2)

Eddie Lacy  
James Starks

### WIDE RECEIVER (7)

Jared Abbrederis  
Davante Adams  
Randall Cobb  
Trevor Davis  
Jeff Janis  
Ty Montgomery  
Jordy Nelson

### TIGHT END (3)

Jared Cook  
Justin Perillo  
Richard Rodgers

### OFFENSIVE LINE (8)

David Bakhtiari  
Don Barclay  
Bryan Bulaga  
T.J. Lang  
Kyle Murphy  
Jason Spriggs  
Lane Taylor  
JC Tretter

### DEFENSIVE LINE (7)

Kenny Clark  
Mike Daniels  
Letroy Guion  
Datone Jones (also LB)  
Dean Lowry  
Brian Price  
Christian Ringo

### LINEBACKER (8)

Jayrone Elliott  
Kyler Fackrell  
Blake Martinez  
Clay Matthews  
Julius Peppers  
Nick Perry  
Jake Ryan  
Joe Thomas

### CORNERBACK (5)

LaDarius Gunter  
Josh Hawkins  
Damarius Randall  
Quinten Rollins  
Sam Shields

### SAFETY (6)

Chris Banjo  
Kentrell Brice  
Morgan Burnett  
Ha Ha Clinton-Dix  
Marwin Evans  
Micah Hyde (also CB)

### SPECIALIST (3)

Mason Crosby  
Brett Goode  
Jacob Schum

*Rookies are underlined*

## PRONUNCIATION GUIDE

### PLAYERS

Jared Abbrederis	ab-bruh-DAIR-is	Justin Perillo	puh-RILL-oh
David Bakhtiari	bock-tee-R-ee	Damarius Randall	duh-MAIR-ee-us
Don Barclay	BAR-clay	Jacob Schum	SHUMM
Kentrell Brice	ken-TRELL		
Bryan Bulaga	buh-LAH-guh		
Devon Cajuste	DEV-un kuh-JOOST		
Jayrone Elliott	jay-RONE		
Kyler Fackrell	FAK-rull		
Brett Goode	GEWD		
Letroy Guion	GUY-on		
LaDarius Gunter	luh-DAIR-ee-us		
Datone Jones	DAY-tone		
Mike Pennel	puh-NELL		

### COACHES

Brian Angelichio	an-juh-LEEK-o
James Campen	KAMP-en
Tom Clements	KLEMM-ints
Ejoro Evero	e-JEE-row EV-uh-row
Mark Lovat	luh-VOTT
David Raih	RYE
Mike Trgovac	TER-guh-vac

## HOW THE PACKERS WERE BUILT

Year	Record	Draft (35)	Waivers (1)	Free Agents (17)
2005	4-12	QB Aaron Rodgers D1		
2007	13-3	K Mason Crosby D6c		
2008	6-10	WR Jordy Nelson D2a		LS Brett Goode
2009	11-5	LB Clay Matthews D1b G T.J. Lang D4		
2010	10-6	T Bryan Bulaga D1 S Morgan Burnett D3 RB James Starks D6		CB Sam Shields
2011	15-1	WR Randall Cobb D2		
2012	11-5	LB Nick Perry D1 DT Mike Daniels D4a		T/G Don Barclay
2013	8-7-1	DE/LB Datone Jones D1 RB Eddie Lacy D2 T David Bakhtiari D4a C/G JC Tretter D4b DB Micah Hyde D5a		S Chris Banjo G Lane Taylor
2014	12-4	S Ha Ha Clinton-Dix D1 WR Davante Adams D2 TE Richard Rodgers D3b WR Jared Abbrederis D5b WR Jeff Janis D7		LB Jayrone Elliott DT Letroy Guion LB Julius Peppers TE Justin Perillo
2015	10-6	CB Damarious Randall D1 CB Quinten Rollins D2 WR Ty Montgomery D3 LB Jake Ryan D4 QB Brett Hundley D5 FB Aaron Ripkowski D6a DT Christian Ringo D6b		CB LaDarius Gunter LB Joe Thomas (PS-Dal.)
2016	3-1	DT Kenny Clark D1 T Jason Spriggs D2 LB Kyler Fackrell D3 LB Blake Martinez D4a DE Dean Lowry D4b WR Trevor Davis D5 T Kyle Murphy D6	P Jacob Shum (T.B.)	S Kentrell Brice QB Joe Callahan TE Jared Cook S Marwin Evans CB Josh Hawkins DT Brian Price



## MEDIA INFORMATION & POLICIES

### MIKE McCARTHY PRESS CONFERENCES

During the regular season (for a Sunday game), the head coach will be available in the Media Auditorium on Monday, Wednesday, Thursday and Friday. One-on-one interviews with McCarthy should be arranged through Jason Wahlers.

### PLAYER INTERVIEWS

The team's locker room will generally be open Monday, Wednesday, Thursday, Friday and following games.

- ▶ At the conclusion of all games, the locker room will be opened following the NFL's standard "cooling-off period."
- ▶ All interviews with players on the practice squad or injured reserve need to be requested and approved through the P.R. department.
- ▶ Any requests to interview players other than at the aforementioned times should be directed to a member of the Packers' P.R. department.

### ASSISTANT COACH AVAILABILITY

All by request only, through the P.R. department

- ▶ Coordinators – Edgar Bennett (offense, bottom left), Dom Capers (defense, bottom middle) and Ron Zook (special teams, bottom right) – will continue to serve as primary spokesmen in their respective areas.
- ▶ During the regular season, assistants generally will be available on Thursdays at the podium in the Media Auditorium with offense and defense rotating every other week. During a week when offensive coaches are available, Capers will also be available on Thursday to represent the defense. When defensive coaches are available, Bennett will also be available on Thursday to represent the offense. On Mondays, the coordinators will be available at the podium in the Media Auditorium.
- ▶ Following games, Head Coach Mike McCarthy will be the only coach available to the media.
- ▶ However, position coaches are available for questions on specific players and the position group only. Broader interview topics need to be directed to the respective coordinators.
- ▶ No assistant coach should be contacted directly by telephone (at his desk, home or on his cell phone), or by email. All interviews must be arranged through the P.R. department.
- ▶ Sarah Quick (920-569-7213) serves as the primary contact for assistant coaches. In her absence, feel free to contact another member of the P.R. staff.

### PRACTICE ACCESS, PHOTOGRAPHY AND SOCIAL-MEDIA GUIDELINES

- ▶ During the regular season, practices will be open to state media who regularly cover the team for designated periods during the first half of each session, similar to previous seasons. Also as in

prior years, photo opportunities will be limited to the beginning portions of practice.

- ▶ The team reserves the right to limit photography to certain periods for competitive reasons. This restriction applies to both training-camp and regular-season practices.
- ▶ During practice periods in which B-roll and still photography are NOT permitted, the media may not utilize camera phones either. The P.R. staff will alert the media of the permissible "shooting" periods before and during each practice.
- ▶ Video of practice, press conferences or locker-room interviews by an individual or media outlet may not be posted at any time on social-media sites or live-broadcasting applications (this includes applications such as Facebook, Twitter, Vine, Instagram, Snapchat, Ustream, Periscope and Meerkat, etc).
- ▶ No still photography is permitted in the locker room at any time. Signs, notes and other personal items or information posted in and around the locker room at player lockers are not to be photographed or captured on video.

### ONLINE-CONTENT POLICY

According to the 2016 NFL non-game online content policy, accredited organizations may distribute online non-game audio and video content, including interviews, press conferences and team practices at NFL venues, acquired as a result of credentialed access ("Game Information") to games or club/league facilities provided that such distribution: is 90 seconds maximum per day (180 seconds in two-team markets – 90 seconds per team); may not be "archived" (i.e., made available for on-demand public access) for more than 24 hours; appears in an editorial context only (no sponsorship, merchandising or advertising integrated with or around the content); is not posted live; and is accompanied by links back to NFL.com and to the club website.

The 90-second limit does not include video/audio material that is composed entirely of a credentialed media employee providing commentary or analysis ("talking head" reporting), including pregame or postgame stand-up material shot on the field or other facility location.

While a game is in progress, any forms of accounts of the game must be sufficiently time-delayed and limited in amount (e.g., score updates with detail given only in quarterly game updates, fewer than 10 photographs during the game) so that the accredited organization's game coverage cannot be used as a substitute for, or otherwise approximate, authorized play-by-play accounts.

The Packers have their own social-media and online-content policies for practice reporting, which will be communicated by the P.R. staff for both training camp and the regular season. Members of the media are encouraged to contact the public relations staff with any questions.





**MEDIA INFORMATION & POLICIES**

**CONFERENCE CALLS**

The Packers' P.R. department will arrange a conference call with the head coach and a key player of the opposing team each week during the regular season. These conference calls will be made from the media workroom, and generally will be held on Wednesday.

**TELEPHONES/INTERNET**

Lambeau Field features complimentary wireless Internet in the main press box. Please contact the public information department if you require assistance.

In the Lee Rummel Press Box at Lambeau Field, more than a dozen "co-op" phones are available to media throughout the box. If dedicated service is desired, please contact Scott Guth of Dataline Services seven to 10 days prior to the game at 920-569-7090 or sguth@datalineservicesinc.com. Instruments also may be obtained through Guth, upon request.

Dedicated internet service also may be ordered through Dataline Services – on a game-by-game or full-season basis – for installation in either the Lee Rummel Press Box or in the downstairs Photo/Media Workrooms.

**POOL REPORTER**

As assigned by the Professional Football Writers of America (PFWA), the Green Bay pool reporter for the 2016 season is Tom Silverstein of the *Milwaukee Journal Sentinel*. Pete Dougherty of the *Green Bay Press-Gazette* is the alternate.

**PHOTO CREDENTIALS**

Photo credentials will not be issued to freelance photographers unless on a specific assignment from an accredited organization. Credentials are not provided to "grips" due to on-field space limitations.

**CREDENTIALS**

All credential requests are acquired through an online credential link, which should be obtained by contacting Sarah Quick, assistant director of public relations. Requests may be sent via email (Sarah Quick; quicks@packers.com). Credentials will not be mailed, unless the requesting outlet provides a Federal Express or UPS number, and if scheduled in advance, should be picked up in person at the Packers' corporate offices, located in the Lambeau Field Atrium. Credentials not obtained prior to gameday will be left at Media Will Call on the south side of the stadium near the Shopko Gate. Media Will Call opens three hours prior to kickoff.

**GAME-CREDENTIAL DEADLINES**

Following are credential application deadlines for the Packers' regular-season games. All written requests should be directed to Sarah Quick, via email (quicks@packers.com).

- ▶vs. Dallas - Wednesday, Oct. 12, by 5 p.m.
- ▶vs. Chicago - Monday, Oct. 17, by 5 p.m.
- ▶at Atlanta - Monday, Oct. 24, by 10 a.m.
- ▶vs. Indianapolis - Wednesday, Nov. 2, by 5 p.m.
- ▶at Tennessee - Monday, Nov. 7, by 10 a.m.
- ▶at Washington - Monday, Nov. 14, by 10 a.m.
- ▶at Philadelphia - Monday, Nov. 21, by 10 a.m.
- ▶vs. Houston - Wednesday, Nov. 30, by 5 p.m.
- ▶vs. Seattle - Wednesday, Dec. 7, by 5 p.m.
- ▶at Chicago - Monday, Dec. 12, by 10 a.m.
- ▶vs. Minnesota - Tuesday, Dec. 20, by 5 p.m.
- ▶at Detroit - Monday, Dec. 26, by 10 a.m.

**THIS WEEK'S MEDIA SCHEDULE**

**Wednesday, Oct. 12**

- 11:30 a.m. Head Coach Mike McCarthy available in Media Auditorium
- 1:35 p.m. Cowboys head coach Jason Garrett available via conference call in media workroom
- 2:30 p.m. Cowboys QB Dak Prescott available via conference call in media workroom
- 3:15 p.m. Practice open to media until team periods begin, Clarke Hinkle Field (limited videotaping)
- 4:35 p.m. Packers locker room open for 45 minutes

**Thursday, Oct. 13**

- 10:30 a.m. Head Coach Mike McCarthy available in Media Auditorium
- 11:45 a.m. Practice open to media until team periods begin, Clarke Hinkle Field (limited videotaping)
- 2:35-3:10 p.m. Packers locker room open for 45 minutes
- 4:50 p.m. Offensive assistant coaches, defensive coordinator Dom Capers and special teams coordinator Ron Zook available in-person for up to 10 minutes each, in Media Auditorium (at the podium)

**Friday, Oct. 14**

- 9:35 a.m. Head Coach Mike McCarthy available in Media Auditorium
- 12:30-1:15 p.m. Packers locker room open for 45 minutes

**Saturday, Oct. 15**

No media availability

**Sunday, Oct. 16**

- 3:25 p.m. Packers vs. Cowboys; Lambeau Field, Green Bay

**REMINDERS**

- Times and locations of practices are provided for media use only; they are not intended for publication or broadcast
- Post-practice locker room times are approximate and subject to change based upon practice length and meeting schedules; practice location also subject to change







# INDIVIDUAL STATISTICS, OFFENSE

## RUSHING

		E.Lacy					J.Starks					A.Rodgers																				
		First Half					Second Half					First Half					Second Half															
		No	Yds	Avg	Lg	TD	No	Yds	Avg	Lg	TD	No	Yds	Avg	Lg	TD	No	Yds	Avg	Lg	TD	No	Yds	Avg	Lg	TD						
9/11	at Jax	7	20	2.9	9	0	7	41	5.9	28	0	2	6	3.0	4	0	2	1	0.5	1	0	1	6	6.0	6t	1	3	10	3.3	8	0	
9/18	at Min	6	16	2.7	5	0	6	34	5.7	13	0	1	2	2.0	2	0	6	1	0.2	5	0	0	0	--	--	0	3	29	9.7	10t	1	
9/25	Det	6	42	7.0	25	0	11	61	5.5	14	0	0	0	--	--	0	1	-1	-1.0	-1	0	0	0	--	--	0	5	22	4.4	14	0	
10/9	NYG	9	77	8.6	31	0	2	4	2.0	2	0	3	17	5.7	8	0	9	16	1.8	10	0	2	18	9.0	11	0	3	-3	-1.0	-1	0	
10/16	Dal																															
10/20	Chi																															
10/30	at Atl																															
11/6	Ind																															
11/13	at Ten																															
11/20	at Was																															
11/28	at Phi																															
12/4	Hou																															
12/11	Sea																															
12/18	at Chi																															
12/24	Min																															
1/1	at Det																															
<b>SEASON</b>		<b>28</b>	<b>155</b>	<b>5.5</b>	<b>31</b>	<b>0</b>	<b>26</b>	<b>140</b>	<b>5.4</b>	<b>28</b>	<b>0</b>	<b>6</b>	<b>25</b>	<b>4.2</b>	<b>8</b>	<b>0</b>	<b>18</b>	<b>17</b>	<b>0.9</b>	<b>10</b>	<b>0</b>	<b>3</b>	<b>24</b>	<b>8.0</b>	<b>11</b>	<b>1</b>	<b>14</b>	<b>58</b>	<b>4.1</b>	<b>14</b>	<b>1</b>	<b>0</b>

## PASSING

		A.Rodgers																	
		First Half					Second Half												
		Att	Com	Pct	Yds	Sk/Yd	TD	Lg	Int	Rtng	Att	Com	Pct	Yds	Sk/Yd	TD	Lg	Int	Rtng
9/11	at Jax	18	11	61.1	114	0/0	2	29t	0	116.4	16	9	56.3	85	1/0	0	32	0	71.1
9/18	at Min	15	8	53.3	59	1/13	1	21	0	85.1	21	12	57.1	154	4/20	0	39	1	60.4
9/25	Det	18	12	66.7	174	1/4	4	49	0	137.5	6	3	50.0	31	1/0	0	13	0	65.3
10/9	NYG	28	13	46.4	134	0/0	2	29t	2	54.8	17	10	58.8	125	0/0	0	21	0	81.7
10/16	Dal																		
10/20	Chi																		
10/30	at Atl																		
11/6	Ind																		
11/13	at Ten																		
11/20	at Was																		
11/28	at Phi																		
12/4	Hou																		
12/11	Sea																		
12/18	at Chi																		
12/24	Min																		
1/1	at Det																		
<b>SEASON</b>		<b>79</b>	<b>44</b>	<b>55.7</b>	<b>481</b>	<b>2/17</b>	<b>9</b>	<b>49</b>	<b>2</b>	<b>101.3</b>	<b>60</b>	<b>34</b>	<b>56.7</b>	<b>395</b>	<b>6/20</b>	<b>0</b>	<b>39</b>	<b>1</b>	<b>69.8</b>

## PASSING

		B.Hundley																	
		First Half					Second Half												
		Att	Com	Pct	Yds	Sk/Yd	TD	Lg	Int	Rtng	Att	Com	Pct	Yds	Sk/Yd	TD	Lg	Int	Rtng
9/11	at Jax																		
9/18	at Min																		
9/25	Det																		
10/9	NYG																		
10/16	Dal																		
10/20	Chi																		
10/30	at Atl																		
11/6	Ind																		
11/13	at Ten																		
11/20	at Was																		
11/28	at Phi																		
12/4	Hou																		
12/11	Sea																		
12/18	at Chi																		
12/24	Min																		
1/1	at Det																		
<b>SEASON</b>		<b>0</b>	<b>0</b>	<b>--</b>	<b>0</b>	<b>0/0</b>	<b>0</b>	<b>--</b>	<b>0</b>	<b>--</b>	<b>0</b>	<b>0</b>	<b>--</b>	<b>0</b>	<b>0/0</b>	<b>0</b>	<b>--</b>	<b>0</b>	<b>--</b>





## INDIVIDUAL STATISTICS, DEFENSE

	M.Pennel					J.Peppers					N.Perry					B.Price					D.Randall					C.Ringo								
	UT	A	Sk	Int	PD	UT	A	Sk	Int	PD	UT	A	Sk	Int	PD	UT	A	Sk	Int	PD	UT	A	Sk	Int	PD	UT	A	Sk	Int	PD				
9/11	at	Jax	(Reserve/Suspended)			0	1	0-0	0-0	0	3	0	1-2	0-0	0						5	2	0-0	0-0	2	1	0	0-0	0-0	0				
9/18	at	Min	(Reserve/Suspended)			2	0	1.5-11.5	0-0	0	1	4	0.5-4.5	0-0	0						2	0	0-0	0-0	0	0	0	0-0	0-0	0				
9/25		Det	(Reserve/Suspended)			1	1	0-0	0-0	0	8	1	2-8	0-0	1	0	0	0-0	0-0	0	2	0	0-0	1-44	1	0	3	0-0	0-0	0				
10/9		NYG	(Reserve/Suspended)			1	0	0-0	0-0	1	3	1	1-6	0-0	0															0				
10/16		Dal																																
10/20		Chi																																
10/30	at	Atl																																
11/6		Ind																																
11/13	at	Ten																																
11/20	at	Was																																
11/28	at	Phi																																
12/4		Hou																																
12/11		Sea																																
12/18	at	Chi																																
12/24		Min																																
1/1	at	Det																																
<b>SEASON</b>						<b>0</b>	<b>0</b>	<b>0-0</b>	<b>0-0</b>	<b>0</b>	<b>4</b>	<b>2</b>	<b>1.5-11.5</b>	<b>0-0</b>	<b>1</b>	<b>15</b>	<b>6</b>	<b>4.5-20.5</b>	<b>0-0</b>	<b>1</b>	<b>0</b>	<b>0</b>	<b>0-0</b>	<b>0-0</b>	<b>0</b>	<b>10</b>	<b>2</b>	<b>0-0-1-44</b>	<b>3</b>	<b>1</b>	<b>3</b>	<b>0-0</b>	<b>0-0</b>	<b>0</b>
<b>CAREER</b>						<b>29</b>	<b>24</b>	<b>1-0</b>	<b>0-0</b>	<b>0</b>	<b>582</b>	<b>231</b>	<b>137.5-837.5</b>	<b>11-293</b>	<b>64</b>	<b>99</b>	<b>52</b>	<b>17-120</b>	<b>0-0</b>	<b>5</b>	<b>0</b>	<b>0</b>	<b>0-0</b>	<b>0-0</b>	<b>0</b>	<b>60</b>	<b>11</b>	<b>0-0-4-91</b>	<b>19</b>	<b>1</b>	<b>3</b>	<b>0-0</b>	<b>0-0</b>	<b>0</b>

	Q.Rollins					J.Ryan					S.Shields					J.Thomas																
	UT	A	Sk	Int	PD	UT	A	Sk	Int	PD	UT	A	Sk	Int	PD	UT	A	Sk	Int	PD												
9/11	at	Jax			2	4	4	0-0	0-0	1	4	1	0-0	0-0	0	2	1	0-0	1-9	1												
9/18	at	Min			0	6	3	0-0	0-0	1					5	0	0-0	0-0	0													
9/25		Det			0	5	3	0-0	0-0	0					3	0	0-0	0-0	2													
10/9		NYG			2	5	1	0-0	0-0	0					1	1	0-0	0-0	1													
10/16		Dal																														
10/20		Chi																														
10/30	at	Atl																														
11/6		Ind																														
11/13	at	Ten																														
11/20	at	Was																														
11/28	at	Phi																														
12/4		Hou																														
12/11		Sea																														
12/18	at	Chi																														
12/24		Min																														
1/1	at	Det																														
<b>SEASON</b>						<b>4</b>	<b>4</b>	<b>0-0</b>	<b>0-0</b>	<b>4</b>	<b>20</b>	<b>11</b>	<b>0-0</b>	<b>0-0</b>	<b>2</b>	<b>4</b>	<b>1</b>	<b>0-0</b>	<b>0-0</b>	<b>0</b>	<b>11</b>	<b>2</b>	<b>0-0</b>	<b>1-9</b>	<b>4</b>							
<b>CAREER</b>						<b>29</b>	<b>14</b>	<b>1-11</b>	<b>2-48</b>	<b>13</b>	<b>52</b>	<b>26</b>	<b>0-0</b>	<b>0-0</b>	<b>2</b>	<b>209</b>	<b>47</b>	<b>1-818-180</b>	<b>90</b>	<b>27</b>	<b>10</b>	<b>1-2</b>	<b>1-9</b>	<b>6</b>								

### DEFENSIVE FUMBLE STATISTICS

#### FORCED FUMBLES (3)

H.Clinton-Dix - (1) at Jacksonville, Sept. 11 (A.Robinson)  
 L.Gunter - (1) at Minnesota, Sept. 18 (A.Thielen)  
 K.Fackrell - (1) vs. N.Y. Giants, Oct. 9 (E.Manning)

#### FUMBLE RECOVERIES (1)

K.Clark - (1) vs. N.Y. Giants, Oct. 9 (E.Manning)



## INDIVIDUAL STATISTICS, DEFENSE

### QUARTERBACK SACKS (14-92)

9/11	at	Jacksonville:	(3-20)	M.Burnett 1-8, C.Matthews 1-10, N.Perry 1-2.
9/18	at	Minnesota:	(4-32)	J.Peppers 1.5-11.5, M.Daniels 1-9, C.Matthews 1-7, N.Perry 0.5-4.5.
9/25		Detroit:	(3-17)	N.Perry 2-8, K.Fackrell 1-9.
10/9		N.Y. Giants:	(4-23)	K.Fackrell 1-8, M.Hyde 1-6, C.Matthews 1-3, N.Perry 1-6.
10/16		Dallas:		
10/20		Chicago:		
10/30	at	Atlanta:		
11/6		Indianapolis:		
11/13	at	Tennessee:		
11/20	at	Washington:		
11/28	at	Philadelphia:		
12/4		Houston:		
12/11		Seattle:		
12/18	at	Chicago:		
12/24		Minnesota:		
1/1	at	Detroit:		

**SEASON TOTALS: (14-92) N.Perry 4.5-20.5, C.Matthews 3-20, K.Fackrell 2-17, J.Peppers 1.5-11.5, M.Burnett 1-8, M.Daniels 1-9, M.Hyde 1-6.**

### QUARTERBACK HITS (30)

9/11	at	Jacksonville:	(7)	N.Perry 4, M.Daniels 1, D.Jones 1, C.Matthews 1.
9/18	at	Minnesota:	(12)	M.Daniels 4, J.Peppers 4, C.Matthews 2, N.Perry 2.
9/25		Detroit:	(4)	M.Daniels 2, M.Hyde 1, N.Perry 1.
10/9		N.Y. Giants:	(7)	C.Matthews 3, N.Perry 3, K.Fackrell 1.
10/16		Dallas:		
10/20		Chicago:		
10/30	at	Atlanta:		
11/6		Indianapolis:		
11/13	at	Tennessee:		
11/20	at	Washington:		
11/28	at	Philadelphia:		
12/4		Houston:		
12/11		Seattle:		
12/18	at	Chicago:		
12/24		Minnesota:		
1/1	at	Detroit:		

**SEASON TOTALS: (30) N.Perry 10, M.Daniels 7, C.Matthews 6, J.Peppers 4, K.Fackrell 1, M.Hyde 1, D.Jones 1.**

### PASSES DEFENSED (26)

9/11	at	Jacksonville:	(7)	D.Randall 2, Q.Rollins 2, H.Clinton-Dix 1, J.Ryan 1, J.Thomas 1.
9/18	at	Minnesota:	(4)	M.Burnett 1, K.Clark 1, B.Martinez 1, J.Ryan 1.
9/25		Detroit:	(7)	J.Thomas 2, L.Gunter 1, J.Hawkins 1, M.Hyde 1, N.Perry 1, D.Randall 1.
10/9		N.Y. Giants:	(8)	Q.Rollins 2, M.Burnett 1, M.Daniels 1, L.Guion 1, L.Gunter 1, J.Peppers 1, J.Thomas 1.
10/16		Dallas:		
10/20		Chicago:		
10/30	at	Atlanta:		
11/6		Indianapolis:		
11/13	at	Tennessee:		
11/20	at	Washington:		
11/28	at	Philadelphia:		
12/4		Houston:		
12/11		Seattle:		
12/18	at	Chicago:		
12/24		Minnesota:		
1/1	at	Detroit:		

**SEASON TOTALS: (26) Q.Rollins 4, D.Randall 3, J.Thomas 3, M.Burnett 2, L.Gunter 2, J.Ryan 2, K.Clark 1, H.Clinton-Dix 1, M.Daniels 1, L.Guion 1, J.Hawkins 1, M.Hyde 1, B.Martinez 1, J.Peppers 1, N.Perry 1, J.Thomas 1.**

# INDIVIDUAL STATISTICS, SPECIAL TEAMS

## PUNTING

**J.Schum**

	No	Yds	Avg	TB	In20	Lg	Bk	Net
9/11 at Jax	4	184	46.0	0	0	56	0	42.5
9/18 at Min	5	193	38.6	0	1	44	0	38.6
9/25 Det	2	83	41.5	0	1	43	0	33.5
10/9 NYG	4	146	36.5	0	0	42	0	35.0
10/16 Dal								
10/20 Chi								
10/30 at Atl								
11/6 Ind								
11/13 at Ten								
11/20 at Was								
11/28 at Phi								
12/4 Hou								
12/11 Sea								
12/18 at Chi								
12/24 Min								
1/1 at Det								
<b>SEASON</b>	<b>15</b>	<b>606</b>	<b>40.4</b>	<b>0</b>	<b>2</b>	<b>56</b>	<b>0</b>	<b>38.0</b>
<b>CAREER</b>	<b>71</b>	<b>2954</b>	<b>41.6</b>	<b>4</b>	<b>17</b>	<b>60</b>	<b>0</b>	<b>38.0</b>

## KICKING

**M.Crosby**

	FG	PAT	Pts	Kickoffs			OB
				No. Ret	TB	Pct	
9/11 at Jax	2/2	3/3	9	2	4	66.7	0
9/18 at Min	0/0	2/2	2	2	1	33.3	0
9/25 Det	2/2	4/4	10	4	3	42.9	0
10/9 NYG	3/3	2/2	11	4	1	20.0	0
10/16 Dal							
10/20 Chi							
10/30 at Atl							
11/6 Ind							
11/13 at Ten							
11/20 at Was							
11/28 at Phi							
12/4 Hou							
12/11 Sea							
12/18 at Chi							
12/24 Min							
1/1 at Det							
<b>SEASON</b>	<b>7/7</b>	<b>11/11</b>	<b>32</b>	<b>12</b>	<b>9</b>	<b>42.9</b>	<b>0</b>
<b>CAREER</b>	<b>243/303</b>	<b>448/452</b>	<b>1177</b>	<b>553</b>	<b>235</b>	<b>29.3</b>	<b>15</b>

**ADDITIONAL KICKOFFS:**

## ON-SIDE KICK RECOVERIES

OWN KICKS (0/0)

OPPONENT KICKS (0/0)

## BLOCKED KICKS

PACKERS (0)

BLOCKED PUNTS

BLOCKED FIELD GOALS

BLOCKED PATs

OPPONENTS (0)

## KICKOFF

**T.Montgomery**

**J.Janis**

### RETURNS

	No	Yds	Avg	Lg	TD	No	Yds	Avg	Lg	TD
9/11 at Jax	1	14	14.0	14	0	0	0	--	--	0
9/18 at Min	1	21	21.0	21	0	0	0	--	--	0
9/25 Det	1	24	24.0	24	0	0	0	--	--	0
10/9 NYG	1	24	24.0	24	0	1	18	18.0	18	0
10/16 Dal										
10/20 Chi										
10/30 at Atl										
11/6 Ind										
11/13 at Ten										
11/20 at Was										
11/28 at Phi										
12/4 Hou										
12/11 Sea										
12/18 at Chi										
12/24 Min										
1/1 at Det										
<b>SEASON</b>	<b>4</b>	<b>83</b>	<b>20.8</b>	<b>24</b>	<b>0</b>	<b>1</b>	<b>18</b>	<b>18.0</b>	<b>18</b>	<b>0</b>
<b>CAREER</b>	<b>11</b>	<b>301</b>	<b>27.4</b>	<b>46</b>	<b>0</b>	<b>15</b>	<b>424</b>	<b>28.3</b>	<b>70</b>	<b>0</b>

**ADDITIONAL KICKOFF RETURNS:**

### PUNT RETURNS

	M.Hyde						T.Davis					
	No	Yds	Avg	FC	Lg	TD	No	Yds	Avg	FC	Lg	TD
9/11 at Jax	0	0	--	0	--	0			(Inactive)			
9/18 at Min	0	0	--	4	--	0	0	0	--	1	--	0
9/25 Det	0	0	--	0	--	0	1	1	1.0	1	1	0
10/9 NYG	0	0	--	0	--	0	1	3	3.0	2	3	0
10/16 Dal												
10/20 Chi												
10/30 at Atl												
11/6 Ind												
11/13 at Ten												
11/20 at Was												
11/28 at Phi												
12/4 Hou												
12/11 Sea												
12/18 at Chi												
12/24 Min												
1/1 at Det												
<b>SEASON</b>	<b>0</b>	<b>0</b>	<b>--</b>	<b>4</b>	<b>--</b>	<b>0</b>	<b>2</b>	<b>4</b>	<b>2.0</b>	<b>4</b>	<b>3</b>	<b>0</b>
<b>CAREER</b>	<b>65</b>	<b>674</b>	<b>10.4</b>	<b>38</b>	<b>93t</b>	<b>3</b>	<b>2</b>	<b>4</b>	<b>2.0</b>	<b>4</b>	<b>3</b>	<b>0</b>

**ADDITIONAL PUNT RETURNS: D.Randall 1-2 at Min (Sept. 18)**

## SPECIAL TEAMS FUMBLE STATISTICS

FORCED FUMBLES (0)

FUMBLE RECOVERIES (0)

# DRIVE STATISTICS

## PACKERS SCORING DRIVES (game-by-game)

Date	Opponent	Plays	Yards	Time	Result	Qtr	Scoring Play	Quarterback
9/11	at Jacksonville	6	29	3:05	TD	1	A.Rodgers 6 run	A.Rodgers
9/11	at Jacksonville	9	75	4:43	TD	2	A.Rodgers 6 pass to J.Nelson	A.Rodgers
9/11	at Jacksonville	5	75	0:56	TD	2	A.Rodgers 29 pass to D.Adams	A.Rodgers
9/11	at Jacksonville	13	68	4:48	FG	3	M.Crosby 25 field goal	A.Rodgers
9/11	at Jacksonville	16	73	9:14	FG	4	M.Crosby 20 field goal	A.Rodgers
9/18	at Minnesota	5	52	3:08	TD	1	A.Rodgers 1 pass to J.Nelson	A.Rodgers
9/18	at Minnesota	10	75	4:30	TD	4	A.Rodgers 10 run	A.Rodgers
9/25	vs. Detroit	8	75	3:38	TD	1	A.Rodgers 14 pass to D.Adams	A.Rodgers
9/25	vs. Detroit	4	60	1:44	TD	1	A.Rodgers 8 pass to J.Nelson	A.Rodgers
9/25	vs. Detroit	2	67	0:47	TD	2	A.Rodgers 2 pass to R.Rodgers	A.Rodgers
9/25	vs. Detroit	4	7	0:59	FG	2	M.Crosby 36 field goal	A.Rodgers
9/25	vs. Detroit	7	67	3:53	TD	2	A.Rodgers 17 pass to J.Nelson	A.Rodgers
9/25	vs. Detroit	9	47	5:09	FG	3	M.Crosby 46 field goal	A.Rodgers
10/9	vs. N.Y. Giants	16	75	8:42	TD	1	A.Rodgers 2 pass to J.Nelson	A.Rodgers
10/9	vs. N.Y. Giants	5	80	2:20	TD	2	A.Rodgers 29 pass to D.Adams	A.Rodgers
10/9	vs. N.Y. Giants	4	5	1:15	FG	2	M.Crosby 44 field goal	A.Rodgers
10/9	vs. N.Y. Giants	9	65	4:46	FG	4	M.Crosby 33 field goal	A.Rodgers
10/9	vs. N.Y. Giants	13	73	6:22	FG	4	M.Crosby 25 field goal	A.Rodgers

## Scoring-Drive Length, Regular Season

Length	Packers		Opponent	
	TD	FG	TD	FG
(minus)	0	0	0	0
0—9	0	2	0	0
10—19	0	0	0	1
20—29	1	0	0	1
30—39	0	0	0	1
40—49	0	1	1	2
50—59	1	0	1	4
60—69	3	2	2	0
70—79	5	2	3	0
80—89	1	0	1	0
90—99	0	0	0	0
<b>SEASON</b>	<b>11</b>	<b>7</b>	<b>8</b>	<b>9</b>

## Possessions at a glance

Reg. Season	No.	Avg. Snaps	*3-Plays & Out	Snaps/TD
Packers	44	5.7	12	22.8
Opponent	41	6.0	7	30.8

\*—less if turnover, no first downs or score

## Game-Opening Drives

Game		Packers			Opponent		
		Pts	FD	Yds	Pts	FD	Yds
9/11	at Jax	7	2	29	0	1	13
9/18	at Min	0	0	3	0	1	17
9/25	Det	7	3	75	3	4	52
10/9	NYG	7	6	75	0	1	18
10/16	Dal						
10/20	Chi						
10/30	at Atl						
11/6	Ind						
11/13	at Ten						
11/20	at Was						
11/28	at Phi						
12/4	Hou						
12/11	Sea						
12/18	at Chi						
12/24	Min						
1/1	at Det						
<b>SEASON</b>		<b>21</b>	<b>11</b>	<b>182</b>	<b>3</b>	<b>7</b>	<b>100</b>

## Second-Half Opening Drives

Game		Packers			Opponent		
		Pts	FD	Yds	Pts	FD	Yds
9/11	at Jax	3	3	68	3	2	54
9/18	at Min	0	0	9	0	2	26
9/25	Det	3	3	47	7	5	77
10/9	NYG	0	0	5	0	1	14
10/16	Dal						
10/20	Chi						
10/30	at Atl						
11/6	Ind						
11/13	at Ten						
11/20	at Was						
11/28	at Phi						
12/4	Hou						
12/11	Sea						
12/18	at Chi						
12/24	Min						
1/1	at Det						
<b>SEASON</b>		<b>6</b>	<b>6</b>	<b>129</b>	<b>10</b>	<b>10</b>	<b>171</b>

# DRIVE STATISTICS

## YARDS-GAINED ANALYSIS, REGULAR SEASON

	1st Down . . . .			2nd Down. . . .			3rd Down. . . .			4th Down. . . .			Season . . . . .			By Quarter . . . . .				By Half . . . . .		
	Att	Yds	Avg	Att	Yds	Avg	Att	Yds	Avg	Att	Yds	Avg	Att	Yds	Avg	1st	2nd	3rd	4th	1st	2nd	OT
Packers	107	406	3.8	86	453	5.3	56	418	7.5	2	10	5.0	251	1287	5.1	329	350	338	270	679	608	0
Opponents	103	573	5.6	80	385	4.8	56	285	5.1	7	26	3.7	246	1269	5.2	176	498	315	280	674	595	0

## DRIVE ENGINEERING, REGULAR SEASON

QB	Drives	Drives ended by . . . . .				BLK	DOWN	TO	SAF	CLK	Points Yielded
	Started	TD	FG	MFG	PUNT						
A.Rodgers	44	11	7	0	15	0	1	5	0	5	98
<b>Packers</b>	<b>44</b>	<b>11</b>	<b>7</b>	<b>0</b>	<b>15</b>	<b>0</b>	<b>1</b>	<b>5</b>	<b>0</b>	<b>5</b>	<b>98</b>
Opponents	41	8	9	1	17	0	2	3	0	1	83

## RED-ZONE EFFICIENCY

	Regular Season	
	Packers	Opponent
Times Penetrated Opponent 20 . . . . .	15	9
Total Scores . . . . .	14	8
Touchdowns. . . . .	9	4
Field Goals-Attempts . . . . .	5-5	3-3
Touchdown Percentage . . . . .	.600	.444
Scoring Percentage. . . . .	.933	.889
Turnovers . . . . .	0	0
Downs . . . . .	1	1
Missed Field Goals . . . . .	0	0
Time Ran Out . . . . .	0	0
Ended Not Trying To Score . . . . .	0	0
Scores From Outside The 20 . . . . .	4	9
Touchdowns. . . . .	2	4
Field Goals . . . . .	2	5

## AVERAGE FIELD POSITION

	Regular Season	
	Packers	Opponent
Drives Started . . . . .	44	41
Average Field Position . . . . .	GB25	OPP31
Drives Started in Plus Territory. . . . .	3	2
Scores . . . . .	3	2
Touchdowns. . . . .	1	1
Field Goals . . . . .	2	1
Missed Field Goals . . . . .	0	0
Blocked Field Goals . . . . .	0	0
Punts . . . . .	0	0
Turnovers . . . . .	0	0
Turnover on Downs . . . . .	0	0
Ran Out Clock. . . . .	0	0
Did Not Attempt to Score . . . . .	0	0
Drives Started Inside Own 20. . . . .	13	7

## GOAL-TO-GO SITUATIONS, REGULAR SEASON

	Summary . . . . .							GTG Plays . . . . .		Pct	
	Total	TD	Pct	FG	MFG	TO	CLK	DOWN	Plays		TD
Packers	7	4	.571	3	0	0	0	0	22	4	.182
Opponents	1	1	1.000	0	0	0	0	0	4	1	.250

## 2016 SUPERLATIVES

### LONGEST REGULAR-SEASON RETURNS

#### Packers

Type	Yards	Opp. Date	Player
Interception	44	vs. Det, Sept. 25	D.Randall
Kickoff	24	vs. Det, Sept. 25	T.Montgomery
Kickoff	24	vs. NYG, Oct. 9	T.Montgomery
Kickoff	21	at Min, Sept. 18	T.Montgomery
Kickoff	18	vs. NYG, Oct. 9	J.Janis

No. of returns 20-plus yards in length: 4  
 No. of returns 40-plus yards in length: 1

#### Opponent

Type	Yards	Opp. Date	Player
Kickoff	42	vs. NYG, Oct. 9	D.Harris
Kickoff	37	at Min, Sept. 18	C.Patterson
Kickoff	37	vs. NYG, Oct. 9	B.Rainey
Kickoff	35	vs. NYG, Oct. 9	D.Harris
Kickoff	32	at Jax, Sept. 11	C.Grant

No. of returns 20-plus yards in length: 11  
 No. of returns 40-plus yards in length: 1

### LONGEST REGULAR-SEASON PLAYS FROM SCRIMMAGE

#### Packers

Yards	Opp.	Play
49	vs. Det	A.Rodgers to J.Nelson
39	at Min	A.Rodgers to J.Nelson
33	vs. Det	A.Rodgers to R.Cobb
32	at Jax	A.Rodgers to R.Cobb
31	vs. NYG	E.Lacy run

#### Long run:

31	vs. NYG	E.Lacy
28	at Jax	E.Lacy
25	vs. Det	E.Lacy
14	vs. Det	A.Rodgers
14	vs. Det	E.Lacy

No. plays 20-plus yards: 13  
 No. plays 40-plus yards: 1

#### Opponent

Yards	Opp.	Play
73t	vs. Det	M.Stafford to M.Jones
46	at Min	S.Bradford to S.Diggs
44	at Min	S.Bradford to S.Diggs
38	at Jax	B.Bortles to A.Hurns
38	vs. Det	M.Stafford to M.Jones

#### Long run:

14	vs. NYG	B.Rainey
12	at Min	M.Asiate
9	vs. Det	D.Washington
9	vs. Det	D.Washington
8	vs. Det	T.Riddick

No. plays 20-plus yards: 17  
 No. plays 40-plus yards: 3

## MISCELLANEOUS

### WEEKLY INACTIVES

9/11	at Jacksonville:	C.Banjo, J.Callahan, T.Davis, J.Elliott, J.Hawkins, K.Murphy, J.Pressley.
9/18	at Minnesota:	C.Banjo, J.Callahan, J.Elliott, J.Hawkins, K.Murphy, S.Shields.
9/25	Detroit:	M.Burnett, J.Callahan, L.Guion, D.Jones, C.Matthews, K.Murphy, S.Shields.
10/9	N.Y. Giants:	J.Callahan, J.Cook, K.Murphy, B.Price, D.Randall, C.Ringo, S.Shields.
10/16	Dallas:	
10/20	Chicago:	
10/30	at Atlanta:	
11/6	Indianapolis:	
11/13	at Tennessee:	
11/20	at Washington:	
11/28	at Philadelphia:	
12/4	Houston:	
12/11	Seattle:	
12/18	at Chicago:	
12/24	Minnesota:	
1/1	at Detroit:	

**SEASON TOTALS:** J.Callahan (4), K.Murphy (4), S.Shields (3), C.Banjo (2), J.Elliott (2), J.Hawkins (2), M.Burnett (1), J.Cook (1), T.Davis (1), L.Guion (1), D.Jones (1), C.Matthews (1), J.Pressley (1), B.Price (1), D.Randall (1), C.Ringo (1).

### TIME SPENT IN THE LEAD

Opponent	In Lead	Packers Trailing
9/11 at Jax.....	38:05	5:39
9/18 at Min.....	10:25	30:27
9/25 Det.....	56:22	0:00
10/9 NYG.....	51:18	0:00
10/16 Dal		
10/20 Chi		
10/30 at Atl		
11/6 Ind		
11/13 at Ten		
11/20 at Was		
11/28 at Phi		
12/4 Hou		
12/11 Sea		
12/18 at Chi		
12/24 Min		
1/1 at Det		
<b>SEASON</b> .....	<b>2:36:10</b>	<b>36:06</b>
<b>SEASON AVG</b> . . . . .	<b>.39:03</b>	<b>9:02</b>

### TWO-POINT CONVERSIONS

#### REGULAR SEASON

Packers (0-0):  
 Opponent (0-0):

### NON-OFFENSIVE SCORES

#### REGULAR SEASON

Packers (0):  
 Opponent (0):

# PENALTIES AND REPLAY CHALLENGES

## **PENALTY STATISTICS**

	Regular Season	
	Packers	Opponent
Times Penalized after Offensive Gain . . . . .	6	3
Gains Wiped Out, Offensive Penalties . . . . .	11	39
Touchdowns Cost . . . . .	1	0
Field Goals Cost . . . . .	0	0
First Downs Lost . . . . .	3	3
Intentional-Grounding Penalties . . . . .	0	0
Defensive Pass Interference, Times Flagged . . . . .	2	6
Yards Given Up . . . . .	16	183
Defensive 3rd/4th Down Flags (kept drive alive) . . . . .	2	2
Kick/Punt Return Penalties . . . . .	3	1
Return Yards Wiped Out . . . . .	34	10

**Touchdowns nullified — GREEN BAY (1):** A.Rodgers 21-yard pass to R.Cobb vs. NYG (Oct. 9).

**OPPONENTS (0):**

## **2016 REGULAR-SEASON REPLAY CHALLENGES**

### **PACKERS (1/1)**

<u>Date</u> , <u>Opp.</u>	<u>Initial Ruling</u>	<u>Ruling</u>
9/11 at Jax	Jacksonville 11 men on field . . . . .	Penalty on Jax, Defensive 12 On Field, Reversed

### **OPPONENTS (0/0)**

<u>Date</u> , <u>Opp.</u>	<u>Initial Ruling</u>	<u>Ruling</u>
---------------------------	-----------------------	---------------

### **REPLAY ASSISTANT (0/1)**

*Last two minutes of the half, overtime, turnovers and scoring plays*

<u>Date</u> , <u>Opp.</u>	<u>Initial Ruling</u>	<u>Ruling</u>
10/9 vs. NYG	E.Manning 8 pass to O.Beckham, touchdown . . . . .	Upheld

## **2016 REGULAR-SEASON PENALTIES ACCEPTED (21)**

### **OFFENSE (10)**

**Delay of Game (2)** — A.Rodgers at Jax (Sept. 11), A.Rodgers at Jax (Sept. 11)

**Holding (5)** — R.Rodgers at Min (Sept. 18), T.Lang at Min (Sept. 18), J.Tretter vs. Det (Sept. 25), B.Bulaga vs. Det (Sept. 25), D.Bakhtiari vs. NYG (Oct. 9)

**Pass Interference (2)** — D.Adams at Min (Sept. 18), D.Adams vs. NYG (Oct. 9)

**Unsportsmanlike Conduct (1)** — J.Tretter at Min (Sept. 18)

### **DEFENSE (6)**

**Holding (1)** — M.Burnett at Jax (Sept. 11)

**Offside (1)** — M.Daniels at Jax (Sept. 11)

**Pass Interference (2)** — M.Burnett at Jax (Sept. 11), D.Randall at Min (Sept. 18)

**Roughing the Passer (1)** — M.Daniels at Min (Sept. 18)

**Unsportsmanlike Conduct (1)** — N.Perry vs. Det (Sept. 25)

### **SPECIAL TEAMS (5)**

**Holding (2)** — T.Montgomery vs. NYG (Oct. 9), J.Hawkins vs. NYG (Oct. 9)

**Illegal Block Above the Waist (1)** — M.Evans vs. Det (Sept. 25)

**Offside on Free Kick (1)** — K.Brice vs. NYG (Oct. 9)

**Unsportsmanlike Conduct (1)** — J.Janis vs. NYG (Oct. 9)



# TURNOVER STATISTICS AND NOTES

## TURNOVER ANALYSIS

	Packers Take			Packers Give			Diff	Cum	NFC Rank	NFL Rank
	Int	Fum	Tot	Int	Fum	Tot				
Jax	1	0	1	0	0	0	+1	+1	4t	5t
Min	0	1	1	1	2	3	-2	-1	11t	19t
DET	1	0	1	0	0	0	+1	0	8t	14t
BYE	-	-	-	-	-	-	-	0	9	17
NYG	0	1	1	2	0	2	-1	-1	9t	18t
DAL										
CHI										
Atl										
IND										
Ten										
Was										
Phi										
HOU										
SEA										
Chi										
MIN										
Det										
<b>Total</b>	<b>2</b>	<b>2</b>	<b>4</b>	<b>3</b>	<b>2</b>	<b>5</b>				

HOME GAMES UPPERCASED IN BOLD

## Regular-Season Takeaway Breakdown

	Packers	Opponent
Total	4	5
Interceptions	2	3
Fumble Rec.	2	2
Muffed Punt Rec.	0	0
Points off Turnovers	13	3
Touchdowns	1	0
Field Goals	2	1
Didn't attempt score	0	0

## REGULAR-SEASON TOUCHDOWN RETURNS

Packers (0):  
Opponent (0):

## 2016 RECORD WHEN...

When...	Record	Postseason
+4 turnover margin	0-0	0-0
+3 turnover margin	0-0	0-0
+2 turnover margin	0-0	0-0
+1 turnover margin	2-0	0-0
even turnover margin	0-0	0-0
-1 turnover margin	1-0	0-0
-2 turnover margin	0-1	0-0
-3 turnover margin	0-0	0-0
-4 turnover margin	0-0	0-0
recording 0 takeaways	0-0	0-0
recording 1 takeaway	3-1	0-0
recording 2 takeaways	0-0	0-0
recording 3 takeaways	0-0	0-0
recording 4 takeaways	0-0	0-0
recording 5 takeaways	0-0	0-0
recording 0 giveaways	2-0	0-0
recording 1 giveaway	0-0	0-0
recording 2 giveaways	1-0	0-0
recording 3 giveaways	0-1	0-0
recording 4 giveaways	0-0	0-0
recording 5 giveaways	0-0	0-0
recording 0 interceptions	1-1	0-0
recording 1 interception	2-0	0-0
recording 2 interceptions	0-0	0-0
recording 3 interceptions	0-0	0-0
recording 4 interceptions	0-0	0-0
surrendering 0 interceptions	2-0	0-0
surrendering 1 interception	0-1	0-0
surrendering 2 interceptions	1-0	0-0
surrendering 3 interceptions	0-0	0-0
recovering 0 fumbles	2-0	0-0
recovering 1 fumble	1-1	0-0
recovering 2 fumbles	0-0	0-0
recovering 3 fumbles	0-0	0-0
losing 0 fumbles	3-0	0-0
losing 1 fumble	0-0	0-0
losing 2 fumbles	0-1	0-0
losing 3 fumbles	0-0	0-0

## TAKEAWAY SUMMARY (4)

9/11	at Jacksonville:	J.Thomas (interception).
9/18	at Minnesota:	R.Cobb (fumble recovery).
9/25	Detroit:	D.Randall (interception).
10/9	N.Y. Giants:	K.Clark (fumble recovery).
10/16	Dallas:	
10/20	Chicago:	
10/30	at Atlanta:	
11/6	Indianapolis:	
11/13	at Tennessee:	
11/20	at Washington:	
11/28	at Philadelphia:	
12/4	Houston:	
12/11	Seattle:	
12/18	at Chicago:	
12/24	Minnesota:	
1/1	at Detroit:	

**SEASON TOTALS:** K.Clark 1 (fumble recovery), R.Cobb 1 (fumble recovery), D.Randall 1 (interception), J.Thomas 1 (interception).

Note: Only fumbles lost are credited. Fumbles in which the team maintained possession are not included.

## TAKEAWAY POINTS

### Packers Regular Season (13)

Date	Opp.	Turnover	Result	Points
9/11	at Jax	Interception	TD	7
9/25	vs. Det	Interception	FG	3
10/9	vs. NYG	Fumble	FG	3

### Opponent Regular Season (3)

Date	Opp.	Turnover	Result	Points
10/9	vs. NYG	Interception	FG	3

## GIVEAWAY SUMMARY (5)

9/11	at Jacksonville:	None.
9/18	at Minnesota:	A.Rodgers (fumble, interception), D.Adams (fumble).
9/25	Detroit:	None.
10/9	N.Y. Giants:	A.Rodgers (2 interceptions).
10/16	Dallas:	
10/20	Chicago:	
10/30	at Atlanta:	
11/6	Indianapolis:	
11/13	at Tennessee:	
11/20	at Washington:	
11/28	at Philadelphia:	
12/4	Houston:	
12/11	Seattle:	
12/18	at Chicago:	
12/24	Minnesota:	
1/1	at Detroit:	

**SEASON TOTALS:** A.Rodgers 4 (3 interceptions, fumble), D.Adams 1 (fumble).

Note: Only fumbles lost are credited. Fumbles in which the team maintained possession are not included.





# SEASON-HIGHS/W-L BREAKDOWN

## INDIVIDUAL

Longest Scoring Run — 10, A.Rodgers, Sept. 18 at Minnesota  
 Longest Non-Scoring Run — 31, E.Lacy, Oct. 9 vs. N.Y. Giants

Longest Scoring Pass — 29, twice, most recently A.Rodgers to D.Adams, Oct. 9 vs. N.Y. Giants  
 Longest Non-Scoring Pass — 49, A.Rodgers to J.Nelson, Sept. 25 vs. Detroit

Longest Kickoff Return — 24, twice, most recently T.Montgomery, Oct. 9 vs. N.Y. Giants  
 Longest Punt Return — 3, T.Davis, Oct. 9 vs. N.Y. Giants  
 Longest Interception Return — 44, D.Randall, Sept. 25 vs. Detroit  
 Longest Fumble Return — 0, twice, most recently K.Clark, Oct. 9 vs. N.Y. Giants

Longest Punt — 56, J.Schum, Sept. 11 at Jacksonville

Longest Field Goal — 46, M.Crosby, Sept. 25 vs. Detroit  
 Most Field Goals Attempted — 3, M.Crosby, Oct. 9 vs. N.Y. Giants  
 Most Field Goals Made — 3, M.Crosby, Oct. 9 vs. N.Y. Giants

Most Touchdowns — 2, J.Nelson, Sept. 25 vs. Detroit  
 Most Rushing Attempts — 17, E.Lacy, Sept. 25 vs. Detroit  
 Most Rushing Yards — 103, E.Lacy, Sept. 25 vs. Detroit

Most Passing Attempts — 45, A.Rodgers, Oct. 9 vs. N.Y. Giants  
 Most Completions — 23, A.Rodgers, Oct. 9 vs. N.Y. Giants  
 Most Passing Yards — 259, A.Rodgers, Oct. 9 vs. N.Y. Giants  
 Most Touchdown Passes — 4, A.Rodgers, Sept. 25 vs. Detroit

Most Receptions — 9, R.Cobb, Oct. 9 vs. N.Y. Giants  
 Most Receiving Yards — 108, R.Cobb, Oct. 9 vs. N.Y. Giants

Most Total Yards from Scrimmage — 108, R.Cobb, Oct. 9 vs. N.Y. Giants

Most Defensive Interceptions — 1, twice, most recently D.Randall, Sept. 25 vs. Detroit  
 Most Tackles — 10, twice, most recently M.Hyde, Oct. 9 vs. N.Y. Giants  
 Most Solo Tackles — 10, M.Hyde, Sept. 25 vs. Detroit  
 Most Sacks — 2.0, N.Perry, Sept. 25 vs. Detroit  
 Most Passes Defensed — 2, four times, most recently Q.Rollins, Oct. 9 vs. N.Y. Giants

## TEAM

Offensive Most...

First Downs — 23, Oct. 9 vs. N.Y. Giants  
 Rushing Attempts — 32, Oct. 9 vs. N.Y. Giants  
 Rushing Yards — 147, Oct. 9 vs. N.Y. Giants  
 Pass Attempts — 45, Oct. 9 vs. N.Y. Giants  
 Completions — 23, Oct. 9 vs. N.Y. Giants  
 TDs Thrown — 4, Sept. 25 vs. Detroit  
 Ints. Thrown — 2, Oct. 9 vs. N.Y. Giants  
 Net Passing Yards — 259, Oct. 9 vs. N.Y. Giants  
 Offensive Plays — 77, Oct. 9 vs. N.Y. Giants  
 Total Offense — 406, Oct. 9 vs. N.Y. Giants  
 Time of Possession — 36:38, Oct. 9 vs. N.Y. Giants  
 Turnovers — 3, Sept. 18 at Minnesota  
 Fumbles — 4, Sept. 18 at Minnesota  
 Fumbles Lost — 2, Sept. 18 at Minnesota

Longest Scoring Drives

Plays — 16, twice, most recently Oct. 9 vs. N.Y. Giants  
 Yards — 80, Oct. 9 vs. N.Y. Giants  
 Time — 9:14, Sept. 11 at Jacksonville

Shortest Scoring Drives

Plays — 2, Sept. 25 vs. Detroit  
 Yards — 5, Oct. 9 vs. N.Y. Giants  
 Time — 0:47, Sept. 25 vs. Detroit

Defensive Fewest...

First Downs Allowed — 14, Oct. 9 vs. N.Y. Giants  
 Rushing Att. Allowed — 15, Oct. 9 vs. N.Y. Giants  
 Rushing Yards Allowed — 30, Sept. 18 at Minnesota  
 Pass Att. Allowed — 31, Sept. 18 at Minnesota  
 Pass Comp. Allowed — 18, Oct. 9 vs. N.Y. Giants  
 Net Passing Yards Allowed — 176, Oct. 9 vs. N.Y. Giants  
 Total Plays Allowed — 54, Oct. 9 vs. N.Y. Giants  
 Total Yards Allowed — 219, Oct. 9 vs. N.Y. Giants

Defensive Most...

Takeaways — 1, four times, most recently Oct. 9 vs. N.Y. Giants  
 Interceptions — 1, twice, most recently Sept. 25 vs. Detroit  
 Fumbles Forced — 2, Sept. 18 at Minnesota  
 Fumbles Recovered — 1, twice, most recently, Oct. 9 vs. N.Y. Giants  
 Passes Defensed — 8, Oct. 9 vs. N.Y. Giants  
 Sacks — 4, twice, most recently Oct. 9 vs. N.Y. Giants

	2016 regular season...			2015 regular season...			2014 regular season...			1992-present...		
	Home	Road	Overall	Home	Road	Overall	Home	Road	Overall	Home	Road	Overall
Overall	2-0	1-1	3-1	5-3	5-3	10-6	8-0	4-4	12-4	148-45-1	99-95	246-140-1
On Grass	2-0	1-0	2-0	5-3	4-3	9-6	8-0	3-0	11-0	148-45-1	57-37	204-82-1
On Artificial Surfaces	0-0	0-1	0-1	0-0	1-0	1-0	0-0	1-4	1-4	0-0	42-60	42-60
In Open-Air Stadiums	2-0	1-0	3-0	5-3	4-2	9-5	8-0	4-2	12-2	148-45-1	64-59	211-104-1
In Indoor Stadiums	0-0	0-1	0-1	0-0	1-1	1-1	0-0	0-2	0-2	0-0	35-36	35-36
vs. Division Opponents	1-0	0-1	1-1	0-3	3-0	3-3	3-0	2-1	5-1	67-17-1	47-37	114-54-1
vs. NFC	2-0	0-1	2-1	3-3	4-2	7-5	6-0	3-3	9-3	114-31-1	75-70	188-101-1
vs. AFC	0-0	1-0	1-0	2-0	1-1	3-1	2-0	1-1	3-1	34-14	24-25	58-39
When scoring first	2-0	1-1	3-1	5-2	3-0	8-2	7-0	3-2	10-2	106-19-1	60-36	165-55-1
When Opponent scored first	0-0	0-0	0-0	0-1	2-3	2-4	1-0	1-2	2-2	41-26	39-59	80-85
In overtime	0-0	0-0	0-0	0-0	0-0	0-0	0-0	0-0	0-0	5-3-1	1-5	6-8-1
When leading after first quarter	2-0	0-1	2-1	5-2	3-1	8-3	6-0	3-1	9-1	91-14-1	53-24	143-38-1
When leading at halftime	2-0	1-0	3-0	5-0	3-0	8-0	7-0	4-0	11-0	117-9	78-26	194-35
When leading after third quarter	2-0	1-0	3-0	4-0	4-0	8-0	8-0	4-0	12-0	123-5	89-22	211-27
When trailing after first quarter	0-0	0-0	0-0	0-0	1-2	1-2	1-0	0-1	1-1	26-22	18-44	44-66
When trailing at halftime	0-0	0-1	0-1	0-2	2-3	2-5	1-0	0-1	1-1	22-30-1	18-59	40-89-1
When trailing after third quarter	0-0	0-1	0-1	1-3	1-3	2-6	0-0	0-4	0-4	16-37-1	7-72	23-109-1
When tied at halftime	0-0	0-0	0-0	0-1	0-0	0-1	0-0	0-2	0-2	9-6	3-9	12-15
On Thursday	0-0	0-0	0-0	0-1	1-0	1-1	1-0	0-1	1-1	4-1	5-7	9-8
On Friday	0-0	0-0	0-0	0-0	0-0	0-0	0-0	0-0	0-0	0-0	1-0	1-0
On Saturday	0-0	0-0	0-0	0-0	0-0	0-0	0-0	0-0	0-0	1-0	2-0	3-0
On Sunday/Early Games	1-0	1-0	2-0	1-1	1-1	2-2	1-0	4-2	5-2	91-25-1	46-46	137-71-1
On Sunday/Late Afternoon Games	0-0	0-0	0-0	2-0	3-1	5-1	4-0	0-0	4-0	27-11	23-21	49-31
On Sunday/Night Games	1-0	0-1	1-1	1-1	0-1	1-2	1-0	0-1	1-1	14-3	10-6	24-9
On Monday	0-0	0-0	0-0	1-0	0-0	1-0	1-0	0-0	1-0	12-6	11-15	23-21
When Packers had 100-yard rusher	1-0	0-0	1-0	2-1	1-0	3-1	2-0	1-0	3-0	39-10-1	29-9	68-19-1
When Packers had 100-yard receiver	2-0	0-0	2-0	2-1	2-0	4-1	6-0	3-1	9-1	71-16	43-32	114-48
When Packers had 300-yard passer	0-0	0-0	0-0	1-1	0-1	1-2	5-0	2-1	7-1	36-13	31-20	67-33
When Opponent had 100-yard rusher	0-0	0-0	0-0	2-0	1-1	3-1	0-0	1-2	1-2	125-20-1	20-28	45-48-1
When Opponent had 100-yard receiver	1-0	0-1	1-1	2-0	2-2	4-2	4-0	1-0	5-0	47-16	28-35	75-51
When Opponent had 300-yard passer	1-0	1-0	2-0	1-0	0-1	1-1	2-0	0-1	2-1	24-7	16-19	40-26

## TRANSACTIONS BY DATE

1/5	Signed DT William Campbell to the practice squad; Placed DE B.J. McBryde on the practice squad injured list; Signed QB Ryan Williams (reserve/future)	5/9	Signed T Jason Spriggs, TE Casey Pierce, DT Demetris Anderson, RB Brandon Burks, FB Alstevis Squirewell and G Cory Tucker; Released DT Josh Boyd, DT William Campbell, TE David Grinnage, WR Dennis Parks and T Jeremy Vujnovich	9/2	Released TE Mitchell Henry
1/15	Signed CB Robertson Daniel to the active roster from the practice squad; Placed TE Andrew Quarless on injured reserve	5/10	Signed S Marwin Evans	9/3	Released WR Geronimo Allison, LB Sam Barrington, LB Carl Bradford, LB Beniquez Brown, CB Robertson Daniel, CB Warren Gatewood, LB Reggie Gilbert, LS Rick Lovato, G Lucas Patrick, TE Casey Pierce, DT Brian Price, RB Brandon Ross, G Josh Sitton, FB Alstevis Squirewell, G Josh Walker, WR Herb Waters, S Jermaine Whitehead, QB Marquise Williams; Placed DT Tyler Kuder and C Kyle Steuck on injured reserve; Placed C Corey Linsley on reserve/physically unable to perform; Placed CB Demetri Goodson and DT Mike Pennel on reserve/suspended
1/18	Signed LB Carl Bradford, DT William Campbell, TE Mitchell Henry, WR Jamel Johnson, DT Christian Ringo, G Matt Rotheram, T Jeremy Vujnovich and WR Ed Williams	5/12	Signed LB Kyler Fackrell		
1/19	Signed DE B.J. McBryde	5/18	Signed S Jermaine Whitehead		
2/12	Re-signed DT Letroy Guion	5/25	Released G/T Vince Kowalski		
3/2	Re-signed K Mason Crosby	5/26	Signed QB Marquise Williams; Released QB Ryan Williams		
3/8	Re-signed G Lane Taylor	6/1	Signed G Lucas Patrick; Released WR Devonte Robinson and G Cory Tucker		
3/11	Re-signed LB Nick Perry; Signed G/T Vince Kowalski	6/17	Signed DT Kenny Clark		
3/14	Signed DE Ray Drew	7/13	Signed RB Brandon Ross		
3/22	Re-signed RB James Starks	7/20	Signed CB Warren Gatewood	9/5	Signed LS Brett Goode; Claimed RB Jhurrell Pressley off waivers from Minnesota Vikings; Placed CB Makinton Dorleant on injured reserve; Released RB Brandon Burks; Signed WR Geronimo Allison, LB Carl Bradford, LB Beniquez Brown, LB Reggie Gilbert, RB Don Jackson, G Blake Muir, G Lucas Patrick DT Brian Price, WR Herb Waters and S Jermaine Whitehead to the practice squad
3/28	Signed TE Jared Cook	8/2	Signed LS Jesse Schmitt; Released LB Manoa Pikula		
4/8	Released LB Nate Palmer	8/9	Signed C Kyle Steuck; Placed LS Jesse Schmitt on injured reserve		
4/18	Re-signed T/G Don Barclay; Signed LB Lerenté McCray	8/14	Released G Matt Rotheram and LS Jesse Schmitt		
4/25	Released DE Ray Drew	8/22	Released T Josh James		
5/6	Signed WR Geronimo Allison, S Kentrell Brice, LB Beniquez Brown, QB Joe Callahan, CB Makinton Dorleant, C Jacob Flores, LB Reggie Gilbert, TE David Grinnage, CB Josh Hawkins, RB Don Jackson, T Josh James, CB Randall Jette, DT Tyler Kuder, P Peter Mortell, WR Dennis Parks, LB Manoa Pikula, DT Brian Price, WR Devonte Robinson and WR Herb Waters	8/23	Released DT Demetris Anderson, CB Randall Jette, WR Jamel Johnson, LB Derrick Mathews, P Peter Mortell and WR Ed Williams.	9/7	Released TE Kennard Backman and C Jacob Flores
		8/29	Released WR Harvey Binford and Tim Masthay; Claimed P Jacom Schum off waivers from Tampa Bay Buccaneers; Traded LB Lerenté McCray to Buffalo Bills; Placed TE Kennard Backman, RB John Crockett, C Jacob Flores, TE Mitchell Henry and G Josh Walker on injured reserve	9/12	Released C Kyle Steuck
		8/30	Released WR Harvey Binford and Tim Masthay; Claimed P Jacom Schum off waivers from Tampa Bay Buccaneers; Traded LB Lerenté McCray to Buffalo Bills; Placed TE Kennard Backman, RB John Crockett, C Jacob Flores, TE Mitchell Henry and G Josh Walker on injured reserve	9/13	Signed T David Bakhtiari to contract extension
				9/14	Released RB Jhurrell Pressley
				9/22	Signed DT Brian Price to active roster; Signed CB Robertson Daniel to practice squad
				9/27	Released CB Robertson Daniel
				10/3	Signed FB Joe Kerridge to practice squad

## TRANSACTIONS BY PLAYER

<b>Allison, Geronimo - WR</b>	<b>Dorleant, Makinton - CB</b>	<b>Lovato, Rick - LS</b>	<b>Ross, Brandon - RB</b>
5/6/16 Signed	5/6/16 Signed	9/3/16 Released	7/13/16 Signed
9/3/16 Released	9/5/16 Placed on injured reserve		9/3/16 Released
9/5/16 Signed to practice squad	<b>Evans, Marwin - S</b>		<b>Rotheram, Matt - G</b>
<b>Anderson, Demetris - DT</b>	5/10/16 Signed		1/18/16 Signed
5/9/16 Signed	<b>Fackrell, Kyler - LB</b>		8/22/16 Released
8/29/16 Released	5/12/16 Signed		<b>Schmitt, Jesse - LS</b>
<b>Backman, Kennard - TE</b>	<b>Flores, Jacob - C</b>		8/9/16 Signed
8/30/16 Placed on injured reserve	5/6/16 Signed		8/14/16 Placed on injured reserve
9/7/16 Released	8/30/16 Placed on injured reserve		8/22/16 Released
<b>Bakhtiari, David - T</b>	9/7/16 Released		<b>Schum, Jacob - P</b>
9/13/16 Signed contract extension	<b>Gatewood, Warren - CB</b>		8/30/16 Claimed off waivers from Tampa Bay Buccaneers
<b>Barclay, Don - T/G</b>	7/20/16 Signed		
4/18/16 Re-signed	9/3/16 Released		<b>Sitton, Josh - G</b>
<b>Barrington, Sam - LB</b>	<b>Gilbert, Reggie - LB</b>		9/3/16 Released
9/3/16 Released	5/6/16 Signed		<b>Spriggs, Jason - T</b>
<b>Binford, Harvey - WR</b>	9/3/16 Released		5/9/16 Signed
7/28/16 Signed	9/5/16 Signed to practice squad		<b>Squirewell, Alstevis - FB</b>
8/30/16 Released	<b>Goode, Brett - LS</b>		5/9/16 Signed
<b>Boyd, Josh - DT</b>	9/5/16 Signed		9/3/16 Released
5/9/16 Released	<b>Goodson, Demetri - CB</b>		<b>Starks, James - RB</b>
<b>Bradford, Carl - LB</b>	9/3/16 Placed on Reserve/Suspended		3/22/16 Re-signed
1/18/16 Signed	<b>Grinnage, David - TE</b>		<b>Steuck, Kyle - C</b>
9/3/16 Released	5/6/16 Signed		8/14/16 Signed
9/5/16 Signed to practice squad	5/9/16 Released		9/3/16 Placed on injured reserve
<b>Brice, Kentrell - S</b>	<b>Guion, Letroy - DT</b>		9/12/16 Released
5/6/16 Signed	2/12/16 Re-signed		<b>Taylor, Lane - G</b>
<b>Brown, Beniquez - LB</b>	<b>Hawkins, Josh - CB</b>		3/8/16 Re-signed
5/6/16 Signed	5/6/16 Signed		<b>Tucker, Cory - G</b>
9/3/16 Released	<b>Henry, Mitchell - TE</b>		5/9/16 Signed
9/5/16 Signed to practice squad	1/18/16 Signed		6/1/16 Released
<b>Burks, Brandon - RB</b>	8/30/16 Placed on injured reserve		<b>Vujnovich, Jeremy - T</b>
5/9/16 Signed	9/2/16 Released		1/18/16 Signed
9/5/16 Released	<b>Jackson, Don - RB</b>		5/9/16 Released
<b>Callahan, Joe - QB</b>	5/6/16 Signed		<b>Walker, Josh - G</b>
5/6/16 Signed	7/25/16 Released		8/30/16 Placed on injured reserve
<b>Campbell, William - DT</b>	9/5/16 Signed to practice squad		9/3/16 Released
1/5/16 Signed to practice squad	<b>James, Josh - T</b>		<b>Waters, Herb - WR</b>
1/18/16 Signed	5/6/16 Signed		5/6/16 Signed
5/9/16 Released	8/23/16 Released		9/3/16 Released
<b>Clark, Kenny - DT</b>	<b>Jette, Randall - CB</b>		9/5/16 Signed to practice squad
6/17/16 Signed	5/6/16 Signed		<b>Whitehead, Jermaine - S</b>
<b>Cook, Jared - TE</b>	8/29/16 Released		5/18/16 Signed
3/28/16 Signed	<b>Johnson, Jamel - WR</b>		9/3/16 Released
<b>Crockett, John - RB</b>	1/18/16 Signed		9/5/16 Signed to practice squad
8/30/16 Placed on injured reserve	8/29/16 Released		<b>Williams, Ed - WR</b>
<b>Crosby, Mason - K</b>	<b>Kerridge, Joe - FB</b>		1/18/16 Signed
3/2/16 Re-signed	10/3/16 Signed to practice squad		8/29/16 Released
<b>Daniel, Robertson - CB</b>	<b>Kowalski, Vince - T</b>		<b>Williams, Marquise - QB</b>
1/15/16 Signed to active roster	3/11/16 Signed		5/26/16 Signed
9/3/16 Released	5/25/16 Released		9/3/16 Released
9/22/16 Signed to practice squad	<b>Kuder, Tyler - DT</b>		<b>Williams, Ryan - QB</b>
9/27/16 Released	5/6/16 Signed		1/5/16 Signed (reserve/future)
<b>Davis, Trevor - WR</b>	9/3/16 Placed on injured reserve		5/26/16 Released
5/6/16 Signed	<b>Linsley, Corey - C</b>		
<b>Drew, Ray - DE</b>	9/3/16 Placed on reserve/physically unable to perform		
3/14/16 Signed	<b>Lowry, Dean - DE</b>		
4/25/16 Released	5/6/16 Signed		

# THE LAST TIME

## Regular-Season Games Only

### RUSHING

#### **200 Yards Rushing, Individual**

BY PACKERS — Ahman Green, Dec. 28, 2003, vs. Denver (218 yards)  
BY OPPONENT — Adrian Peterson, Dec. 2, 2012, vs. Minnesota (210 yards)

#### **100 Yards Rushing, Individual**

BY PACKERS — Eddie Lacy, Sept. 25, 2016, vs. Detroit (103 yards)  
BY OPPONENT — Darren McFadden, Dec. 13, 2015, vs. Dallas (111 yards)

#### **100 Yards Rushing, Individual, One Half**

BY PACKERS — Eddie Lacy, Dec. 15, 2013, at Dallas (110 yards in second half)  
BY OPPONENT — Matt Forte, Sept. 13, 2015, at Chicago (105 yards in first half)

#### **100 Yards Rushing and Receiving, Individual**

BY PACKERS — Never  
BY OPPONENT — Darrin Nelson, Nov. 13, 1983, at Minnesota (119 yards rushing, 137 receiving)

#### **Two 100-Yard Rushers**

BY PACKERS — Ryan Grant (106 yards) and DeShawn Wynn (106 yards), Dec. 28, 2008, vs. Detroit  
BY OPPONENT — Tony Dorsett (149 yards) and Robert Newhouse (101 yards), Nov. 12, 1978, vs. Dallas at Milw.

#### **Two 100-Yard Rushers and Two 100-Yard Receivers**

BY PACKERS — Ryan Grant (106 yards) and DeShawn Wynn (106), Dec. 28, 2008, vs. Detroit, Donald Driver (111 yards) and Greg Jennings (101 yards), Dec. 28, 2008, vs. Detroit\*  
BY OPPONENT — Never  
\*First time in NFL history

#### **Four Touchdowns Rushing, Individual**

BY PACKERS — Dorsey Levens, Jan. 2, 2000, vs. Arizona (8, 1, 5, 1 yards)  
BY OPPONENT — DeAngelo Williams, Nov. 30, 2008, vs. Carolina (1, 1, 1, 1 yards)

#### **Three Touchdowns Rushing, Individual**

BY PACKERS — Ahman Green, Oct. 20, 2002, vs. Washington (24, 2, 8 yards)  
BY OPPONENT — Jamaal Charles, Sept. 28, 2015, vs. Kansas City (9, 4, 7 yards)

#### **Two Touchdowns Rushing, Individual**

BY PACKERS — Eddie Lacy, Oct. 2, 2014, vs. Minnesota (11, 10 yards)  
BY OPPONENT — Ronnie Hillman, Nov. 1, 2015, at Denver (1, 15 yards)

### PASSING

#### **400 Yards Passing, Individual**

BY PACKERS — Aaron Rodgers, Oct. 26, 2014, at New Orleans (418 yards)  
BY OPPONENT — Philip Rivers, Oct. 18, 2015, vs. San Diego (503 yards)

#### **300 Yards Passing, Individual**

BY PACKERS — Aaron Rodgers, Nov. 15, 2015, vs. Detroit (333 yards)  
BY OPPONENT — Matthew Stafford, Sept. 25, 2016, vs. Detroit (385 yards)

#### **Six Touchdown Passes, Individual**

BY PACKERS — Aaron Rodgers, Nov. 9, 2014, vs. Chicago (1, 4, 73, 40, 56, 18 yards)  
BY OPPONENT — Tommy Kramer, Sept. 28, 1986, at Minnesota (23, 13, 36, 2, 17, 7 yards)

#### **Five Touchdown Passes, Individual**

BY PACKERS — Aaron Rodgers, Sept. 28, 2015, vs. Kansas City (8, 3, 27, 4, 4, yards)  
BY OPPONENT — Matthew Stafford, Jan. 1, 2012, vs. Detroit (8, 13, 2, 5, 12 yards)

#### **Four Touchdown Passes, Individual**

BY PACKERS — Aaron Rodgers, Sept. 25, 2016, vs. Detroit (14, 8, 2, 17 yards)  
BY OPPONENT — Matt Ryan, Dec. 8, 2014, vs. Atlanta (5, 22, 1, 2 yards)

#### **Three Touchdown Passes, Individual**

BY PACKERS — Aaron Rodgers, Sept. 25, 2016, vs. Detroit (14, 8, 2, 17 yards)  
BY OPPONENT — Matthew Stafford, Sept. 25, 2016, vs. Detroit (73, 2, 35 yards)

#### **Six Interceptions Thrown, Individual**

BY PACKERS — Tom O'Malley, Sept. 17, 1950, vs. Detroit  
BY OPPONENT — Don Horn, Sept. 26, 1971, vs. Denver at Milw.

#### **Five Interceptions Thrown, Individual**

BY PACKERS — Brett Favre, Oct. 30, 2005, at Cincinnati  
BY OPPONENT — Rich Gannon, Oct. 28, 1990, vs. Minnesota at Milw.

#### **Four Interceptions Thrown, Individual**

BY PACKERS — Brett Favre, Dec. 25, 2005, vs. Chicago  
BY OPPONENT — Nick Foles, Oct. 11, 2015, vs. St. Louis

### RECEIVING

#### **10 or More Receptions, Individual**

BY PACKERS — Davante Adams, Nov. 15, 2015, vs. Detroit (10 receptions)  
BY OPPONENT — Keenan Allen, Oct. 18, 2015, vs. San Diego (14 receptions)

#### **200 Yards Receiving, Individual**

BY PACKERS — Jordy Nelson, Sept. 14, 2014, vs. N.Y. Jets (209 yards)  
BY OPPONENT — Marvin Jones, Sept. 25, 2016, vs. Detroit (205 yards)

#### **100 Yards Receiving, Individual**

BY PACKERS — Randall Cobb, Oct. 9, 2016, vs. N.Y. Giants (108 yards)  
BY OPPONENT — Marvin Jones, Sept. 25, 2016, vs. Detroit (205 yards)

#### **100 Yards Receiving, One Half, Individual**

BY PACKERS — Jordy Nelson, Sept. 25, 2016, vs. Detroit (101 yards in first half)  
BY OPPONENT — Marvin Jones, Sept. 25, 2016, vs. Detroit (111 yards in first half)

#### **Two 100-Yard Receivers**

BY PACKERS — Randall Cobb (131 yards) and Jordy Nelson (113 yards), Dec. 21, 2014, at Tampa Bay  
BY OPPONENT — Calvin Johnson (244 yards) and Brandon Pettigrew (116 yards), Jan. 1, 2012, vs. Detroit

#### **Four Touchdown Receptions, Individual**

BY PACKERS — Sterling Sharpe, Nov. 24, 1994, at Dallas (1, 36, 30, 5 yards)  
BY OPPONENT — Never

#### **Three Touchdown Receptions, Individual**

BY PACKERS — Randall Cobb, Sept. 28, 2015, vs. Kansas City (3, 4, 4 yards)  
BY OPPONENT — Vincent Jackson, Nov. 6, 2011, at San Diego (23, 5, 29 yards)

#### **Two Touchdown Receptions, Individual**

BY PACKERS — Jordy Nelson, Sept. 25, 2016, vs. Detroit (8, 17 yards)  
BY OPPONENT — Marvin Jones, Sept. 25, 2016, vs. Detroit (73, 35 yards)

### INTERCEPTIONS

#### **Four Interceptions, Individual**

BY PACKERS — Willie Buchanon, Sept. 24, 1978, at San Diego  
BY OPPONENT — Never

#### **Three Interceptions, Individual**

BY PACKERS — Tom Flynn, Oct. 28, 1984, vs. Detroit  
BY OPPONENT — Vencie Glenn, Dec. 27, 1992, at Minnesota

#### **Two Interceptions, Individual**

BY PACKERS — Quinten Rollins, Oct. 11, 2015, vs. St. Louis  
BY OPPONENT — Janoris Jenkins, Oct. 9, 2016, vs. N.Y. Giants

#### **Interception Returned for Touchdown**

BY PACKERS — Damarious Randall, Dec. 20, 2015, at Oakland (43 yards)  
BY OPPONENT — Cortez Allen, Dec. 22, 2013, vs. Pittsburgh (40 yards)

### TOUCHDOWNS

#### **Five Touchdowns, Individual**

BY PACKERS — Paul Hornung, Dec. 12, 1965, at Baltimore (2-, 9-, 3-yard runs; 50-, 65-yard receptions)  
BY OPPONENT — Never

#### **Four Touchdowns, Individual**

BY PACKERS — Dorsey Levens, Jan. 2, 2000, vs. Arizona (8-, 1-, 5-, 1-yard runs)  
BY OPPONENT — DeAngelo Williams, Nov. 30, 2008, vs. Carolina (1-, 1-, 1-, 1-yard runs)

#### **Three Touchdowns, Individual**

BY PACKERS — Randall Cobb, Sept. 28, 2015, vs. Kansas City (3-, 4-, 4-yard receptions)  
BY OPPONENT — Jamaal Charles, Sept. 28, 2015, vs. Kansas City (9-, 4-, 7-yard runs)

## THE LAST TIME

### **FIELD GOALS/PATS**

#### **Five Field Goals Made, Individual**

BY PACKERS — Mason Crosby, Nov. 22, 2015, at Minnesota (42, 47, 40, 42, 52 yards)

BY OPPONENT — Dan Bailey, Dec. 15, 2013, at Dallas (47, 23, 43, 50, 50 yards)

#### **Four Field Goals Made, Individual**

BY PACKERS — Mason Crosby, Nov. 22, 2015, at Minnesota (42, 47, 40, 42, 52 yards)

BY OPPONENT — Dan Carpenter, Dec. 14, 2014, at Buffalo (27, 51, 35, 48 yards)

#### **60-Yard Field Goal**

BY PACKERS — Never

BY OPPONENT — David Akers, Sept. 9, 2012, vs. San Francisco (63 yards)

#### **50-Yard Field Goal**

BY PACKERS — Mason Crosby, Nov. 26, 2015, vs. Chicago (50 yards)

BY OPPONENT — Matt Prater, Sept. 25, 2016, vs. Detroit (50 yards)

#### **Blocked Field-Goal Attempt**

BY PACKERS — Datone Jones, Oct. 11, 2015, vs. St. Louis (50-yard Greg Zuerlein attempt)

BY OPPONENT — Denico Autry, Dec. 20, 2015, at Oakland (49-yard Mason Crosby attempt)

#### **Two-Point Conversion**

BY PACKERS — James Jones, Dec. 27, 2015, at Arizona (pass from Aaron Rodgers)

BY OPPONENT — Travis Kelce, Sept. 28, 2015, vs. Kansas City (pass from Alex Smith)

#### **Point After Touchdown Missed**

BY PACKERS — Mason Crosby, Dec. 8, 2014, vs. Atlanta (blocked, fifth attempt)

BY OPPONENT — Blair Walsh, Nov. 22, 2015, at Minnesota (first attempt, wide right)

#### **Blocked Point After Touchdown**

BY PACKERS — Datone Jones, Sept. 22, 2013, at Cincinnati (Mike Nugent, fourth attempt)

BY OPPONENT — Ra'Shede Hageman, Dec. 8, 2014, vs. Atlanta (Mason Crosby, fifth attempt)

### **PUNTING**

#### **70-Yard Punt**

BY PACKERS — Tim Masthay, Dec. 18, 2011, at Kansas City (71 yards)

BY OPPONENT — Jon Ryan, Sept. 24, 2012, at Seattle (73 yards)

#### **60-Yard Punt**

BY PACKERS — Tim Masthay, Dec. 3, 2015, at Detroit (62 yards)

BY OPPONENT — Dustin Colquitt, Sept. 28, 2015, vs. Kansas City (61 yards)

#### **Blocked Punt**

BY PACKERS — Jamari Lattimore, Nov. 4, 2013, vs. Chicago (Adam Podlesh, punter)

BY OPPONENT — Bryan Braman, Nov. 16, 2014, vs. Philadelphia (Tim Masthay, punter)

#### **10 Punts, Individual**

BY PACKERS — Jon Ryan, Nov. 19, 2006, vs. New England (10 punts; 459 yards)

BY OPPONENT — Chris Kluwe, Dec. 21, 2006, vs. Minnesota (10 punts; 434 yards)

#### **No Punts**

BY PACKERS — Oct. 26, 2014, at New Orleans

BY OPPONENT — Oct. 26, 2014, at New Orleans

### **OTHER SPECIAL TEAMS**

#### **Kickoff Returned for Touchdown**

BY PACKERS — Randall Cobb, Sept. 8, 2011, vs. New Orleans (108 yards)

BY OPPONENT — Chris Williams, Nov. 9, 2014, vs. Chicago (101 yards)

#### **Punt Returned for Touchdown**

BY PACKERS — Micah Hyde, Dec. 28, 2014, vs. Detroit (55 yards)

BY OPPONENT — Marcus Thigpen, Dec. 14, 2014, at Buffalo (75 yards)

#### **Blocked (Opponent) Field Goal Returned for Touchdown**

BY PACKERS — Willie Buchanon, Dec. 17, 1972, at New Orleans (57 yards)

BY OPPONENT — Shawn Springs, Nov. 1, 1999, vs. Seattle (61 yards)

#### **Blocked Punt Returned for Touchdown**

BY PACKERS — Dezman Moses, Oct. 28, 2012, vs. Jacksonville (0 yards; Bryan Anger, punter)

BY OPPONENT — DeVier Posey, Oct. 14, 2012, at Houston (0 yards; Tim Masthay, punter)

#### **Recovered Own Onside Kick Attempt**

BY PACKERS — Damarius Randall, Nov. 15, 2015, vs. Detroit (Mason Crosby, kicker)

BY OPPONENT — Darrell Stuckey, Nov. 6, 2011, at San Diego (Nick Novak, kicker)

### **OTHER DEFENSE**

#### **Shutout Posted**

BY PACKERS — Oct. 31, 2010, at N.Y. Jets (9-0)

BY OPPONENT — Nov. 19, 2006, vs. New England (35-0)

#### **Fumble Returned for Touchdown**

BY PACKERS — Casey Hayward, Nov. 16, 2014, vs. Philadelphia (49 yards)

BY OPPONENT — Captain Munnerlyn, Jan. 3, 2016, vs. Minnesota (55 yards)

#### **Safety Scored**

BY PACKERS — Team, Dec. 28, 2014, vs. Detroit (Matthew Stafford penalized for intentional grounding in end zone)

BY OPPONENT — Malik Jackson, Nov. 1, 2015, at Denver (Richard Rodgers tackled in end zone)

#### **Five Sacks, Individual**

BY PACKERS — Vonnie Holliday, Dec. 22, 2002, vs. Buffalo

BY OPPONENT — Antwan Odom, Sept. 20, 2009, vs. Cincinnati

#### **Four Sacks, Individual**

BY PACKERS — Kabeer Gbaja-Biamila, Jan. 2, 2005, at Chicago

BY OPPONENT — Chris Clemons, Sept. 24, 2012, at Seattle

#### **Three Sacks, Individual**

BY PACKERS — A.J. Hawk, Oct. 13, 2013, at Baltimore

BY OPPONENT — Dwight Freeney, Dec. 27, 2015, at Arizona

### **MISCELLANEOUS**

#### **No Penalties**

BY PACKERS — Nov. 4, 2013, vs. Chicago

BY OPPONENT — Dec. 14, 1997, at Carolina

#### **Game Without Touchdown**

BY PACKERS — Dec. 12, 2010, at Detroit

BY OPPONENT — Oct. 4, 2015, at San Francisco

#### **50 Points, Game**

BY PACKERS — 53, Nov. 16, 2014, vs. Philadelphia

BY OPPONENT — 51, Nov. 24, 2008, at New Orleans

#### **40 Points, Game**

BY PACKERS — 43, Dec. 8, 2014, vs. Atlanta

BY OPPONENT — 44, Oct. 26, 2014 at New Orleans

#### **500 Yards Total Offense**

BY PACKERS — 502, Dec. 8, 2014, vs. Atlanta

BY OPPONENT — 500, Nov. 1, 2015, at Denver

#### **Tie Game**

Green Bay 26, Minnesota 26, Nov. 24, 2013

GREEN BAY 27 JACKSONVILLE 23

EverBank Field, Sunday, Sept. 11, 2016. Attendance: 63,179. Time: 3:10. Weather: 90° F. Humidity: 55 percent. Wind: N 3 mph

GAME 1

JACKSONVILLE: RB — Aaron Rodgers was far from impressed with his season opener. He was concerned that Green Bay's offense wasn't effective early and had some struggles in the red zone. Nonetheless, the Packers' harshest critic was a big reason they won a close game on the road in sweltering heat. Rodgers threw two touchdown passes and ran for another score, leading Green Bay to a 27-23 victory against the Jacksonville Jaguars in the team's season opener Sunday.

Rodgers looked every bit like a two-time league MVP. He extended plays with his feet, escaped sacks and was accurate all over the field. Rodgers completed 20 of 34 passes for 199 yards, with TD passes to Jordy Nelson and Darnelle Adams. He was sacked once for no yards and didn't turn it over.

He helped the Packers win their second opener in the last five years. This one came on a hot and humid day that let some players cramping and others completely exhausted.

Nelson played his first game since tearing the anterior cruciate ligament in his right knee in the 2015 preseason. The injury significantly impacted Rodgers who lost his best deep threat, and the offense, which fell to 23rd in the league and led for 25th in passing.

Nelson finished with six receptions for 32 yards, including a 6-yard TD in the second quarter.

The Jaguars mounted a late drive that came up short on a fourth-and-1 play at the Packers' 14. The Jaguars had converted their previous three fourth-down plays, but Allen Hurns failed to move the sticks on a bubble screen.

Blake Bortles completed 24 of 39 passes for 320 yards with a touchdown and an interception. With 13 seconds left in the first half, Adams hauled in a 29-yarder that was vintage Rodgers, who managed to get rid of the ball with a defender tugging at his jersey and still got enough on it to reach the end zone.

Jaguars turning back Chris Ivory was hospitalized Sunday with a "general medical issue" and was inactive for the opener. Ivory was taken by ambulance from the team hotel to a local hospital early Sunday. He was limited in three practices this week because of a calf injury, but the team said that was not related to his hospital stay.

Jaguars receiver Allen Robinson finished with six catches for 72 yards, but there were nine more passes thrown his way.

OFFICIALS — Referee: Carl Cheffers (51); Umpire: Lindsey Wash (96); Head Linesman: Jerry Bergman (91); Line Judge: Tom Stephan (68); Side Judge: Johan Monroe (120); Field Judge: Rick Patterson (15); Back Judge: Rich Martinez (39); Replay Official: Eddie Franz

STARTING LINEUPS

Table with columns for Green Bay Packers and Jacksonville Jaguars, listing players and their positions for offense and defense.

FIELD GOALS (made & missed)

Table showing field goal attempts for Green Bay Packers and Jacksonville Jaguars, including player names and yardage.

GREEN BAY DEFENSIVE STATISTICS (Official)

Table showing defensive statistics for Green Bay Packers, including sacks, interceptions, and fumbles.

Table showing passing statistics for Green Bay Packers, including attempts, completions, yards, and touchdowns.

Table showing passing statistics for Jacksonville Jaguars, including attempts, completions, yards, and touchdowns.

Table showing passing receiving statistics for Green Bay Packers, including player names and yards.

Table showing passing receiving statistics for Jacksonville Jaguars, including player names and yards.

Table showing punting statistics for Green Bay Packers, including punts, yards, and average.

Table showing punting statistics for Jacksonville Jaguars, including punts, yards, and average.

Table showing kick returns statistics for Green Bay Packers, including player names and yards.

Table showing kick returns statistics for Jacksonville Jaguars, including player names and yards.

Table showing fumbles statistics for Green Bay Packers, including fumbles lost and recovered.

Table showing fumbles statistics for Jacksonville Jaguars, including fumbles lost and recovered.

Table showing total net yards statistics for Green Bay Packers, including offensive and defensive yards.

Table showing total net yards statistics for Jacksonville Jaguars, including offensive and defensive yards.

Table showing net yards rushing statistics for Green Bay Packers, including rushing yards and touchdowns.

Table showing net yards rushing statistics for Jacksonville Jaguars, including rushing yards and touchdowns.

Table showing net yards passing statistics for Green Bay Packers, including passing yards and touchdowns.

Table showing net yards passing statistics for Jacksonville Jaguars, including passing yards and touchdowns.

Table showing extra points statistics for Green Bay Packers, including extra points made and attempted.

Table showing extra points statistics for Jacksonville Jaguars, including extra points made and attempted.











# 2016 UPDATED BIOGRAPHIES

THROUGH WEEK 5

## **84 Jared Abbrederis, WR, 3rd Year, Wisconsin**

- Appeared in 10 games last season, recording nine receptions for 111 yards (12.3 avg.). Also played in both playoff contests with one start and had six catches for 69 yards (11.5 avg.).
- Spent his rookie campaign (2014) on injured reserve after sustaining a season-ending knee injury in a July 30 practice.
- Finished his career at Wisconsin tied for the school record for receptions (202) and ranked No. 2 all-time in receiving yards (3,140) and TD receptions (23).

**2016 SEASON:** Has played in all four games and has one catch for 8 yards (8.0 avg.).

► **At Jacksonville (Sept. 11):** Caught one pass for 8 yards in 14 snaps of work.

► **At Minnesota (Sept. 18):** Played six snaps on offense and 13 on special teams.

► **Vs. Detroit (Sept. 25):** Appeared on eight plays on special teams.

► **Vs. N.Y. Giants (Oct. 9):** Played four snaps on special teams.

## **17 Davante Adams, WR, 3rd Year, Fresno State**

- With 88 catches in 2014-15, joined WRs Randall Cobb (105 in 2011-12) and Greg Jennings (98 in 2006-07) as the only Packers over the last 25 seasons to register 85-plus receptions in their first two seasons in the league.

• Caught a career-high 50 passes for a career-best 483 yards (9.7 avg.) and a TD last season despite missing three games due to an ankle injury.

• Played in all 16 games with 11 starts as a rookie in 2014, hauling in 38 receptions for 446 yards (14.2 avg.) and three TDs.

• Set franchise postseason single-game records for the most catches and receiving yards by a rookie when he posted seven grabs for 117 yards (16.7 avg.) and a TD in a 2014 NFC Divisional playoff victory vs. Dallas.

**2016 SEASON:** Has played in all four games with three starts as the third WR and has 13 catches for 184 yards (12.4 avg.) and three TDs (tied for a career high).

► **At Jacksonville (Sept. 11):** Started as the team opened with three WRs and finished with three catches for 50 yards (16.7 avg.), highlighted by his 29-yard TD catch with 13 seconds in the first half that gave the Packers a 21-17 lead that they would not relinquish...With CB Davon House on his back, made a diving grab in the end zone for the longest TD catch of his career in the regular season as QB Aaron Rodgers fought off a sack attempt from CB Jalen Ramsey.

► **At Minnesota (Sept. 18):** Started as the third WR and played 54 snaps, finishing with three catches for 26 yards (8.7 avg.)...On a third down midway through the first quarter, drew a 40-yard pass-interference penalty on Vikings CB Terence Newman that gave Green Bay the ball at the Minnesota 5 to help set up a 1-yard TD pass from Rodgers to WR Jordy Nelson.

► **Vs. Detroit (Sept. 25):** Caught two passes for 23 yards (11.5 avg.) in 25 snaps of action, highlighted by a 14-yard TD grab on Green Bay's opening drive...Beat CB Quandre Diggs on a slant and then shook off a tackle attempt near the goal line from S Glover Quin to get into the end zone... Also had a 9-yard catch late in the game that helped the Packers clinch the win and run out the clock.

► **Vs. N.Y. Giants (Oct. 9):** Started as the third WR and posted a season-high five receptions for a season-best 85 yards (17.0 avg.) and a TD...His 17.0-yard receiving average was his second-best single-game mark (min. three rec.) behind only his six-catch, 121-yard effort (20.2 avg.) vs. New England on Nov. 30, 2014...Caught a 29-yard TD pass midway through the second quarter, matching the longest TD reception of his career...Beat CB Michael Hunter down the right sideline and hauled in the pass from Rodgers near the 10-yard line, keeping his feet in bounds for the final few yards as he extended the ball past the pylon.

## **69 David Bakhtiari, T, 4th Year, Colorado**

- Started all 46 games he played in at left tackle for the Packers in his first three seasons in the league and was named a Pro Bowl alternate in 2014.

• In 2013, became the first rookie to start every game at LT for Green Bay since the league went to a 16-game schedule in 1978.

• By starting at San Francisco in the 2013 season opener, he became just the fourth Green Bay rookie to start at LT in Week 1 since the 1970 AFL-NFL merger and the first since Ken Ruettgens in 1985.

**2016 SEASON:** Has started all four games at LT...Part of a line that has helped the Packers rank tied for No. 6 in the NFL in sacks allowed with eight.

► **At Jacksonville (Sept. 11):** Started at LT and played all 64 snaps... Helped protect QB Aaron Rodgers as he was sacked just one time on the afternoon and as he threw for 199 yards and two TDs on 20-of-34 passing with a rushing TD.

► **At Minnesota (Sept. 18):** Started at LT and played all 71 snaps.

► **Vs. Detroit (Sept. 25):** Started at LT and played all 54 snaps, helping to clear the way for RB Eddie Lacy's season-high 103 yards rushing on just 17 carries (6.1 avg.)...Also protected Rodgers as he threw a season-high four TD passes, with all of them coming in the first half.

► **Vs. N.Y. Giants (Oct. 9):** Started at LT and played all 80 snaps, helping the offense record season bests for total yards (406), rushing yards (147), first downs (23) and time of possession (36:38)...Part of a line that did not allow a sack of Rodgers and helped clear the way for Lacy's 81 rushing yards on just 11 carries (7.4 avg.).

## **32 Chris Banjo, S, 3rd Year, Southern Methodist**

- Appeared in all 16 games with one start in 2015 and led the team with a career-best 21 tackles on special teams, the most by a Packer since 2009 (Desmond Bishop, 22; Derrick Martin, 21). Tied for the team lead with three tackles on special teams in the postseason.

• Finished the 2014 season on the active roster, recording three special teams tackles in the final three regular-season games. Tied for second on the team with three special teams tackles in two postseason contests. Spent the first 13 games of the 2014 season on the practice squad.

• Appeared in 16 games with one start as a rookie in 2013, recording 15 tackles (12 solo) and a pass defended. Finished second on the team with 10 tackles on special teams.

**2016 SEASON:** Has played in two games, missing Weeks 1-2 due to a hamstring injury...Has registered two tackles on special teams.

► **At Jacksonville (Sept. 11):** Inactive (hamstring), the first game he had missed due to injury in his career.

► **At Minnesota (Sept. 18):** Inactive (hamstring).

► **Vs. Detroit (Sept. 25):** Made his season debut, appearing on 11 snaps on special teams and two on defense...Registered a special teams tackle.

► **Vs. N.Y. Giants (Oct. 9):** Played 12 snaps on special teams and registered a tackle, but suffered a hamstring injury on the opening kickoff of the second half that sidelined him for the remainder of the game.

## **67 Don Barclay, T/G, 5th Year, West Virginia**

- Played in all 16 games last season with five starts, opening four contests at right tackle (Weeks 2-4, 13) and one at left tackle (Week 16).

• Missed the entire 2014 campaign after sustaining a season-ending knee injury in practice early in training camp.

• Started a career-high 14 games at RT in 2013.

**2016 SEASON:** Has played in all four games, seeing time primarily on special teams (extra points and field goals).

► **At Jacksonville (Sept. 11):** Played five snaps on special teams.

► **At Minnesota (Sept. 18):** Came in at RG for one play midway through the third quarter when starting G T.J. Lang's shoe came off...Also played two snaps on special teams.

► **Vs. Detroit (Sept. 25):** Appeared on six plays on special teams.

► **Vs. N.Y. Giants (Oct. 9):** Played five snaps on special teams.

### **29 Kentrell Brice, S, Rookie, Louisiana Tech**

- Was one of five rookie free agents to make Green Bay's Week 1 roster.
- Started 33 of 49 games played at Louisiana Tech, recording 210 tackles (154 solo), including 10 tackles for a loss, five sacks, three interceptions, four forced fumbles, a fumble recovery and 13 pass breakups.
- Enjoyed a career year as a junior in 2014 when he started all 14 games and registered career highs in tackles (86), solo tackles (65), sacks (four) and forced fumbles (four).

**2016 SEASON:** Has played in all four games, seeing time on defense and special teams...Has registered a solo tackle on defense and two tackles on special teams.

►**At Jacksonville (Sept. 11):** Played 18 snaps on special teams and nine on defense in his NFL debut.

►**At Minnesota (Sept. 18):** Appeared on a team-high 20 plays on special teams and also played nine snaps on defense.

►**Vs. Detroit (Sept. 25):** Played a team-high 23 snaps on special teams and also saw 12 plays of action on defense...Posted the first tackle of his NFL career, drilling WR Golden Tate after a 10-yard completion in the second quarter...Also recorded a tackle on special teams.

►**Vs. N.Y. Giants (Oct. 9):** Appeared on 21 plays on special teams, tied for the team lead, and posted a tackle...Also saw 15 snaps on defense.

### **75 Bryan Bulaga, T, 7th Year, Iowa**

- Opened all 12 games he appeared in at RT last season, blocking for RBs Eddie Lacy (758) and James Starks (601) as they became the first Green Bay duo since 1985 to both rush for 600-plus yards in the same season.
- Started all 15 games he played in 2014, a career high, and helped the offense rank No. 1 in the league in scoring (30.4), No. 6 in yards per game (386.1) and tied for No. 1 in giveaways with a franchise-record 13.
- Played in 37 games with 33 starts at right tackle in his first three seasons as a pro.

**2016 SEASON:** Has started all four games at RT...Part of a line that has helped the Packers rank tied for No. 6 in the NFL in sacks allowed with eight.

►**At Jacksonville (Sept. 11):** Started at RT and played all 64 snaps...Helped protect QB Aaron Rodgers as he was sacked just one time on the afternoon and as he threw for 199 yards and two TDs on 20-of-34 passing with a rushing TD.

►**At Minnesota (Sept. 18):** Started at RT and played all 71 snaps.

►**Vs. Detroit (Sept. 25):** Started at RT and played all 54 snaps, helping to clear the way for RB Eddie Lacy's season-high 103 yards rushing on just 17 carries (6.1 avg.)...Also protected Rodgers as he threw a season-high four TD passes, with all of them coming in the first half.

►**Vs. N.Y. Giants (Oct. 9):** Started at RT and played all 80 snaps, helping the offense record season bests for total yards (406), rushing yards (147), first downs (23) and time of possession (36:38)...Part of a line that did not allow a sack of Rodgers and helped clear the way for Lacy's 81 rushing yards on just 11 carries (7.4 avg.).

### **42 Morgan Burnett, S, 7th Year, Georgia Tech**

- Has started 82 games (including playoffs) between the two safety positions since the start of 2011. Ranks No. 2 among Packers with seven forced fumbles since 2011 (Clay Matthews, nine).
- Despite missing five games due to a calf injury in 2015, was tied for No. 3 on the team in solo tackles (54) and tied for the team lead with 14 total tackles in the postseason.
- Recorded his fourth straight 100-tackle season in 2014 with a team-high 125 tackles (99 solo).

**2016 SEASON:** Has started all three games he has played in at SS and has posted 15 tackles (all solo), a sack and two passes defended...Was inactive in Week 3 (groin).

►**At Jacksonville (Sept. 11):** Started at SS and played all 72 snaps, joining S Ha Ha Clinton-Dix as the only defenders to do so for the Packers...Was tied for the team lead with nine tackles (all solo)...Early in the fourth quarter, lined up on the right side of the line and made an inside move to beat LT Kelvin Beachum on his way to bringing down QB Blake Bortles for an 8-yard sack...Was one of a host of defenders to bring down WR Allen Hurns for a 1-yard loss on fourth-and-1 with 23 seconds remain-

ing to secure the 27-23 victory for Green Bay.

►**At Minnesota (Sept. 18):** Started at SS and played 45 of 58 snaps, missing some time in the second half due to injury...Registered a solo tackle, bringing down RB Matt Asiata for a 1-yard loss on a fourth-quarter run...Added a pass defended, breaking up a QB Sam Bradford pass intended for TE Kyle Rudolph in the first quarter.

►**Vs. Detroit (Sept. 25):** Was inactive due to a groin injury.

►**Vs. N.Y. Giants (Oct. 9):** Started at SS and played all 56 snaps, one of five defensive players to do so for Green Bay...Registered five tackles (all solo) and a pass defended when he came over the top to make a leaping deflection of a QB Eli Manning pass intended for WR Sterling Shepard in the fourth quarter, nearly making the interception on the play.

### **6 Joe Callahan, QB, Rookie, Wesley**

- Was one of five rookie free agents to make Green Bay's Week 1 roster.
  - As a senior in 2015, he threw for 5,063 yards and 55 TDs on 346-for-496 passing (69.8 percent), becoming the first NCAA Division III quarterback ever to throw for 5,000 yards in a season.
  - For his career at Wesley, completed 918 of 1,429 pass attempts (64.2 percent) for 12,878 yards, 130 touchdowns and 38 interceptions
- 2016 SEASON:** Has been inactive for all four games as the third QB.

### **97 Kenny Clark, DT, Rookie, UCLA**

- Earned third-team All-America honors from *The Associated Press* and first-team All-Pacific-12 recognition from the coaches and media as a junior in 2015.
- Was a team co-captain in '15 and recorded career highs in tackles (75), tackles for a loss (11) and sacks (six). Also ranked third on the team with five pass breakups.
- Was named to the watch lists for the Bednarik Award, Nagurski Trophy, Outland Trophy and Lombardi Award in '15.

**2016 SEASON:** Has played in all four games with one start and has registered 11 tackles (four solo), a tackle for a loss, a fumble recovery and a pass defended...Leads the defensive line in tackles...Part of a run defense that ranks No. 1 in the league through Week 5 in yards allowed per game (42.8), yards allowed per carry (1.99 avg.) and runs of 10-plus yards allowed (two).

►**At Jacksonville (Sept. 11):** Appeared on nine plays on defense and five on special teams in his NFL debut, posting an assisted tackle on defense...Became the youngest player to appear in a season opener for the Packers since Arnie Herber (20 years old) in 1930.

►**At Minnesota (Sept. 18):** Played 38 snaps and was part of a line that helped limit RB Adrian Peterson to just 19 yards on 12 carries (1.6 avg.), tied for the fourth-lowest yardage total of Peterson's career, with a long of 5 yards...Posted his first career pass defended, getting his right hand up to knock down a QB Sam Bradford pass at the line in the fourth quarter.

►**Vs. Detroit (Sept. 25):** Started his first career game, opening in place of an injured DT Letroy Guion, and played a career-high 42 snaps...Registered a career-best five tackles (three solo) and helped limit the Lions to just 50 yards rushing on 23 carries (2.2 avg.) with a long run of 9 yards.

►**Vs. N.Y. Giants (Oct. 9):** Appeared on 18 plays and recorded the first fumble recovery of his career, scooping up a QB Eli Manning fumble at the New York 31 late in the first half after LB Kyler Fackrell knocked the ball out on a sack...The turnover helped set up K Mason Crosby's 44-yard FG as time expired in the first half...Added two tackles (one solo), including a tackle for a loss.

### **21 Ha Ha Clinton-Dix, S, 3rd Year, Alabama**

- Set career highs with 16 starts, two interceptions and a team-leading 117 tackles (97 solo) in 2015. Also recorded a career-best three sacks, the most by a Green Bay safety in a season since Mark Roman had 3½ in 2004.
- Played in all 16 games in 2014, starting the final 10 (nine at FS, one at SS), the most starts by a Green Bay rookie safety since Nick Collins opened all 16 in 2005.
- Ranked No. 2 on the team in tackles with 95 (73 solo) and was named to the PFWA's All-Rookie team.

**2016 SEASON:** Has started all four games at FS and has posted 22 tackles (19 solo), a tackle for a loss, a forced fumble and a pass defended.

► **At Jacksonville (Sept. 11):** Started at FS and played all 72 snaps, joining fellow S Morgan Burnett as the only Green Bay defenders to do so... Registered five tackles (four solo), a forced fumble and a pass defended... Drilled WR Allen Robinson near the 5-yard line with just over six minutes remaining in the game to break up a deep pass from QB Blake Bortles... Late in the fourth quarter, delivered a big hit on Robinson on a catch over the middle that forced the ball to pop out, but Robinson recovered the fumble.

► **At Minnesota (Sept. 18):** Started at FS and played all 58 snaps, one of two Green Bay defenders to do so (CB Damarious Randall)... Registered five tackles (three solo).

► **Vs. Detroit (Sept. 25):** Started at FS and appeared on all 68 defensive plays, the only Green Bay player to do so... Posted six tackles (all solo).

► **Vs. N.Y. Giants (Oct. 9):** Started at FS and played all 56 snaps, one of five defensive players to do so for Green Bay... Finished with six tackles (all solo), including a stop of RB Bobby Rainey for a 1-yard loss on a run up the middle in the second quarter.

### **18 Randall Cobb, WR, 6th Year, Kentucky**

• Caught 75-plus passes in three of the past four seasons (2012, 2014-15), tied for No. 2 in the league over that span.

• Started all 16 games in 2014 and posted career highs in catches (91), receiving yards (1,287) and receiving TDs (12) on the way to earning his first career Pro Bowl selection (injury replacement for WR Dez Bryant).

• Became just the fifth player in franchise history to register 90-plus receptions in a season, joining WRs Sterling Sharpe, Robert Brooks, Donald Driver and Jordy Nelson.

• Set a franchise single-season record with a league-high 2,342 combined net yards in 2012, topping the previous team mark of 2,250 yards by RB Ahman Green in 2003.

• With 954 receiving yards and 964 kickoff return yards in 2012, became the first player in NFL history to post 900-plus yards in each category in the same season.

**2016 SEASON:** Has started all four games and has 21 catches for 240 yards (11.4 avg.)... Is tied with Nelson for the team lead in receptions... Also has rushed for 12 yards on five carries (2.4 avg.).

► **At Jacksonville (Sept. 11):** Was tied for the team lead with six receptions for a team-best 57 yards (9.5 avg.)... Early in the third quarter, found an opening in the middle of the field to catch a team-long 32-yard pass from QB Aaron Rodgers, juggling the ball but securing it as he went to the ground at the Jacksonville 31.

► **At Minnesota (Sept. 18):** Caught five passes (tied for the team lead) for 42 yards (8.4 avg.)... Had a critical forced fumble/recovery on Green Bay's opening possession... After WR Davante Adams fumbled the ball after making a catch at the Green Bay 13, Vikings S Andrew Sendejo recovered and returned it to the Green Bay 10, only to have Cobb rip the ball out from him as the Packers took possession again at the 10-yard line.

► **Vs. Detroit (Sept. 25):** Started and played 42 snaps, hauling in a 33-yard pass on Green Bay's opening drive... Came from the slot and got past CB Quandre Diggs to find an opening in the Lions defense, catching the pass from Rodgers and taking it down the sideline to the Detroit 17.

► **Vs. N.Y. Giants (Oct. 9):** Started and led the team with a season-high nine receptions for a season-best 108 yards (12.0 avg.), with six of his catches going for first downs... Had five receptions for 73 yards (14.6 avg.) on third down with all five going for first downs, highlighted by his 13-yard reception near the sideline on third-and-10 from the Green Bay 35 that gave the Packers a first down and clinched the win... His five third-down catches matched his career high (vs. New England, Nov. 30, 2014) and his 73 receiving yards on third down were a career best.

### **89 Jared Cook, TE, 8th Year, South Carolina**

• Signed with the Packers as a free agent in March 2016 after spending three seasons with the St. Louis Rams (2013-15) and four with the Tennessee Titans (2009-12).

• Posted at least 35 receptions each season from 2011-15, one of only five active tight ends in the NFL to do so (Antonio Gates, Jimmy Graham, Rob Gronkowski, Greg Olsen).

• Ranks No. 3 among NFL tight ends with a 13.0-yard receiving average

since 2011, trailing only Gronkowski (14.8 avg.) and Brent Celek (13.1 avg.) over that span.

• Has made 32 catches of 25-plus yards since '11, good for No. 4 in the league among TEs over that time period.

**2016 SEASON:** Has played in three games with two starts and has caught six passes for 53 yards (8.8 avg.).

► **At Jacksonville (Sept. 11):** Started in his Green Bay debut, seeing action on 33 plays with one catch for 7 yards... Drew a critical 30-yard pass-interference penalty on S Johnathan Cyprien late in the first half that helped set up QB Aaron Rodgers' 29-yard TD pass to WR Davante Adams.

► **At Minnesota (Sept. 18):** Started and played 46 snaps, finishing with four catches for 31 yards (7.8 avg.)... Recovered an Aaron Rodgers fumble midway through the third quarter on a scramble, retaining possession for Green Bay at Minnesota's 22-yard line.

► **Vs. Detroit (Sept. 25):** Caught a 15-yard pass on Green Bay's opening drive, converting a third-and-5 on a slant to the Green Bay 45 after being split out wide to the right against S Tavon Wilson... Was limited to just 14 snaps on the day after he sustained an ankle injury in the second quarter and did not return.

► **Vs. N.Y. Giants (Oct. 9):** Inactive (ankle).

### **2 Mason Crosby, K, 10th Year, Colorado**

• With 1,177 career points, ranks No. 1 on the all-time franchise scoring list, having surpassed K Ryan Longwell (1,054) last season vs. Seattle in Week 2.

• Ranks No. 2 in NFL history for the most points by a player in his first nine seasons (1,145, 2007-15), trailing only Patriots K Stephen Gostkowski (1,179, 2006-2014).

• Is one of only three players in league history to register three or more 140-point seasons (Gostkowski, David Akers).

• Has registered a franchise-record nine consecutive 100-point seasons, the longest active streak in the NFL.

• Has kicked the seven longest field goals in franchise history (58-yarder in 2011, two 57-yarders in 2013, 56-yarders in 2010, 2011 and 2015, 55-yarder in 2014).

**2016 SEASON:** Has played in all four games and has scored 32 points, connecting on all seven of his field-goal attempts and all 11 extra points... Has nine touchbacks on 21 kickoffs (42.9 percent).

► **At Jacksonville (Sept. 11):** Connected on both of his field-goal attempts (25, 20 yards) and all three extra points... Registered four touchbacks on six kickoffs.

► **At Minnesota (Sept. 18):** Did not have any field-goal attempts, but made both of his extra points... Posted one touchback on three kickoffs.

► **Vs. Detroit (Sept. 25):** Made both of his field-goal attempts (36, 46) and all four extra points for 10 points on the afternoon... Registered three touchbacks on his seven kickoffs.

► **Vs. N.Y. Giants (Oct. 9):** Registered a season-high 11 points, connecting on all three of his field-goal attempts (44, 33, 25 yards) and both extra points.

### **76 Mike Daniels, DT, 5th Year, Iowa**

• Named an alternate for the Pro Bowl for the first time in his career in 2015 after starting all 16 games and leading the defensive line with 66 tackles (40 solo), four sacks, an interception, a forced fumble and two passes defended. Finished No. 3 on the team in QB hits (12) and No. 2 in pressures (22).

• Started all 16 games for the first time in his career in 2014 and registered a career-high 69 tackles. Led the team in both QB hits (19) and pressures (22).

• Emerged as a force in his second season in 2013, tying for sixth in the NFL among DTs with 6½ sacks, the most in a season by a Green Bay defensive lineman since NT B.J. Raji posted the same total in 2010.

**2016 SEASON:** Has started all four games and has registered 10 tackles (seven solo), a sack, seven QB hits (No. 2 on the team) and two pressures... Ranks No. 2 on the team with five tackles for a loss... Part of a run defense that ranks No. 1 in the league through Week 5 in yards allowed per game (42.8), yards allowed per carry (1.99 avg.) and runs of 10-plus yards allowed (two).

► **At Jacksonville (Sept. 11):** Started and played 43 snaps, posting two tackles (one solo), a QB pressure and a QB hit...Early in the second quarter, brought down RB T.J. Yeldon for a 2-yard loss on a run up the middle... Helped limit the Jaguars to just 48 yards rushing on 26 carries (1.8 avg.), the first time they had rushed for 48 or fewer yards on 25-plus attempts since Nov. 14, 1999 (vs. Baltimore, 47 yards on 26 attempts).

► **At Minnesota (Sept. 18):** Started and appeared on 42 of 58 plays, finishing with five tackles (four solo), a sack and four QB hits...In the first quarter, walked back G Brandon Fusco to bring down QB Sam Bradford for a 9-yard sack...Later in the first quarter, stopped RB Adrian Peterson for a 1-yard loss on a run up the middle...Helped limit Peterson to just 19 yards on 12 carries (1.6 avg.), tied for the fourth-lowest yardage total of Peterson's career, with a long of 5 yards.

► **Vs. Detroit (Sept. 25):** Started and played 46 snaps, helping to limit the Lions to just 50 yards rushing on 23 carries (2.2 avg.)...Posted a solo tackle, when he drove back G Larry Warford and stopped RB Dwayne Washington for a 1-yard loss on a third-and-goal from the 1 early in the third quarter...Led the team with two QB hits.

► **Vs. N.Y. Giants (Oct. 9):** Started and appeared on 32 plays, finishing with two tackles (one solo) and a pass defensed...Deflected a QB Eli Manning pass intended for WR Odell Beckham Jr. over the middle midway through the second quarter...Helped limit the Giants to just 43 yards rushing on 15 carries (2.9 avg.), bringing Green Bay's four-game total to just 171 rushing yards allowed, the second-fewest allowed by an NFL team in the first four games of a season since individual stats began to be recorded in 1933 behind only the 157 yards allowed by the 1995 San Francisco 49ers.

### **11 Trevor Davis, WR, Rookie, California**

• In two seasons at Cal, totaled 2,300 all-purpose yards, registering 1,071 yards receiving and seven touchdown catches on 64 receptions (16.7 avg.), 1,110 yards and two touchdowns on 45 kick returns (24.7 avg.), and 115 yards on 14 punt returns (8.2 avg.).

• In 2015, set career highs in games played (13), starts (nine), all-purpose yards (team-high 1,407), kickoff returns (32), kickoff-return yards (team-best 686), receptions (40), receiving yards (672) and yards per reception (16.8 avg., No. 2 on the team).

• As a junior, earned first-team All-Pacific-12 honors at kick returner from *Phil Steele's College Football* after ranking No. 2 nationally and leading the Pac-12 by averaging 32.6 yards per kickoff return, a school record.

**2016 SEASON:** Has played in three games, seeing time on offense and special teams...Has two punt returns for 4 yards (2.0 avg.) with four fair catches.

► **At Jacksonville (Sept. 11):** Inactive (shoulder).

► **At Minnesota (Sept. 18):** Made his NFL debut, seeing limited action on offense and special teams...Played five snaps on offense and handled punt-return duties late in the game (one fair catch, no returns).

► **Vs. Detroit (Sept. 25):** Played 12 snaps on offense and nine on special teams, returning one punt for 1 yard and drawing a 66-yard pass-interference penalty early in the second quarter...Got past CB Nevin Lawson deep down the middle of the field before being tripped up by him inside the 5-yard line as QB Aaron Rodgers rolled to his left and threw the deep pass to him...The penalty gave Green Bay the ball at the Detroit 2, and Rodgers found TE Richard Rodgers on the next play for a 2-yard TD pass.

► **Vs. N.Y. Giants (Oct. 9):** Had a 3-yard punt return along with two fair catches...Played seven snaps on offense.

### **91 Jayrone Elliott, LB, 3rd Year, Toledo**

• Set career highs in games played (14), tackles (17), solo tackles (14), interceptions (one), passes defensed (two), forced fumbles (one) and sacks (three) in 2015. Ranked No. 3 on the team with a career-best 11 special teams tackles.

• After making the 53-man roster, played in 13 regular-season games and both postseason contests as a rookie in 2014, contributing primarily on special teams.

• Finished the season with 15 special teams tackles in '14, No. 1 among Packers rookies and No. 2 on the team behind S Sean Richardson (17).

**2016 SEASON:** Has played in two games and has posted two tackles

(both solo) and a QB pressure...Is tied for the team lead with four tackles on special teams...Was sidelined for Weeks 1-2 due to a hamstring injury.

► **At Jacksonville (Sept. 11):** Inactive (hamstring).

► **At Minnesota (Sept. 18):** Inactive (hamstring).

► **Vs. Detroit (Sept. 25):** Played 28 snaps on defense and 14 on special teams in his season debut...Brought down WR Golden Tate for an 8-yard loss on an end-around midway through the second quarter, avoiding a block attempt from FB Michael Burton to tackle Tate in the backfield... Finished with two tackles (both solo) and a QB pressure and added two tackles on special teams, which was tied for the team lead.

► **Vs. N.Y. Giants (Oct. 9):** Appeared on 20 plays on special teams and tied for the team lead with two tackles for the second straight games...Also played seven snaps on defense.

### **25 Marwin Evans, S, Rookie, Utah State**

• Was one of five rookie free agents to make Green Bay's Week 1 roster.

• Started 13 of 27 games played at Utah State, totaling 83 tackles (36 solo), including 10 for a loss, two sacks, an interception for a 90-yard touchdown return, five pass breakups and three forced fumbles.

• Started all 13 games played as a senior in 2015, recording career highs in tackles (73), solo tackles (33), tackles for a loss (10), sacks (two), interceptions (one), pass breakups (five) and forced fumbles (two).

**2016 SEASON:** Has played in all four games on special teams and leads the team with three tackles.

► **At Jacksonville (Sept. 11):** Played six snaps on special teams in his NFL debut.

► **At Minnesota (Sept. 18):** Appeared on three plays on special teams...Made his first career tackle on special teams, bringing down WR Cordarrelle Patterson at the Minnesota 23 on a first-quarter kickoff return.

► **Vs. Detroit (Sept. 25):** Played 10 snaps on special teams and was tied for the team lead with a career-high two tackles.

► **Vs. N.Y. Giants (Oct. 9):** Appeared on 10 plays on special teams.

### **51 Kyler Fackrell, LB, Rookie, Utah State**

• Was named first-team All-Mountain West as a senior in 2015 after ranking first in the nation with five fumble recoveries and posting a school-record 12 QB hurries.

• Ranked second on the Aggies with 82 tackles in '15, including a team-high 15 tackles for a loss, along with four sacks and two forced fumbles.

• Became one of just 15 players in school history to earn first-team or second-team all-conference recognition three times during his career (2012-13, 2015).

**2016 SEASON:** Has played in all four games, seeing time on defense and special teams...Has recorded five tackles (all solo), two sacks, a QB hit and three pressures...Is also tied for No. 1 on the team with four tackles on special teams.

► **At Jacksonville (Sept. 11):** Played 18 snaps on special teams, which was tied for the team high, and seven on defense in his NFL debut... Posted a tackle on special teams, bringing down RB Corey Grant at the Jacksonville 18 on the opening kickoff of the game.

► **At Minnesota (Sept. 18):** Appeared on seven defensive plays and 19 on special teams...Posted a solo tackle and a QB pressure.

► **Vs. Detroit (Sept. 25):** Saw increased action with LB Clay Matthews (foot/hamstring) and DE/LB Datone Jones (knee) sidelined, appearing on a career-high 37 plays on defense...Posted his first career sack, beating LT Taylor Decker in the fourth quarter to wrap up QB Matthew Stafford for a 9-yard loss...Also played 22 snaps on special teams and made a tackle.

► **Vs. N.Y. Giants (Oct. 9):** Posted a sack for the second straight game, beating RT Bobby Hart to get to QB Eli Manning for an 8-yard loss late in the first half, also forcing the first fumble of his career on the sack, one that DT Kenny Clark recovered at the New York 31 to help set up a Mason Crosby FG as time expired in the first half...Finished with three tackles (all slo), two pressures and one QB hit...Also played 21 snaps on special teams (tied for the team lead) and tied for the team lead with two tackles, both coming on kickoff coverage.

### **61 Brett Goode, LS, 9th Year, Arkansas**

• Has appeared in 131 regular-season games and 11 playoff contests since joining the club in 2008, having recorded 12 coverage tackles and a fumble recovery in his eight-plus seasons, including a career-best five tackles in 2010.

• Has snapped for all seven of the longest field goals in franchise history (all by K Mason Crosby).

**2016 SEASON:** Has handled all snapping duties in the first four games.

►**At Jacksonville (Sept. 11):** Handled snapping duties for all punts and placements.

►**At Minnesota (Sept. 18):** Snapped for P Jake Schum's five punts and K Mason Crosby's two extra points.

►**Vs. Detroit (Sept. 25):** Handled snapping duties for Crosby's two FGs and four extra points and Schum's two punts.

►**Vs. N.Y. Giants (Oct. 9):** Snapped for Crosby's three FGs and two extra points and Schum's four punts.

### **98 Letroy Guion, DT, 9th Year, Florida State**

• Saw action in 13 games with four starts (three at DE, one at NT) in 2015 and also appeared in both postseason contests.

• Finished No. 2 on the defensive line in tackles (41) behind DT Mike Daniels (66) and registered multiple tackles in 10 of 13 regular-season games played, as well as both playoff games.

• Started all 16 games for the first time in his career in his first season in Green Bay in 2014.

• Registered a career-high 62 tackles (31 solo), a career-best 3½ sacks, a forced fumble, a pass defensed, 10 QB hits and 13 pressures in '14. Ranked second on the defensive line in tackles behind only Daniels (69).

**2016 SEASON:** Has started all three games he has played in and has registered eight tackles (four solo), including three for a loss...Was sidelined in Week 3 (knee)...Part of a run defense that ranks No. 1 in the league through Week 5 in yards allowed per game (42.8), yards allowed per carry (1.99 avg.) and runs of 10-plus yards allowed (two).

►**At Jacksonville (Sept. 11):** Started at NT and played 39 snaps, recording four tackles (two solo), including two tackles for a loss...Brought down RB T.J. Yeldon for a 2-yard loss on a first-quarter run and then stopped him again for a 2-yard loss on a run on the same drive...Helped limit the Jaguars to just 48 yards rushing on 26 carries (1.8 avg.), the first time they had rushed for 48 or fewer yards on 25-plus attempts since Nov. 14, 1999 (vs. Baltimore, 47 yards on 26 attempts).

►**At Minnesota (Sept. 18):** Started at NT, but was limited to just eight snaps of action after injuring his knee in the second quarter...Finished with two tackles (both solo), including one where he blew past C Joe Berger to bring down RB Adrian Peterson for a 4-yard loss on a run early in the second quarter.

►**Vs. Detroit (Sept. 25):** Inactive (knee), his first game missed due to injury as a member of the Packers.

►**Vs. N.Y. Giants (Oct. 9):** Started and played 28 snaps, finishing with two assisted tackles and a pass defensed...Batted down a QB Eli Manning pass on New York's opening drive...Helped limit the Giants to just 43 yards rushing on 15 carries (2.9 avg.), bringing Green Bay's four-game total to just 171 rushing yards allowed, the second-fewest allowed by an NFL team in the first four games of a season since individual stats began to be recorded in 1933 behind only the 157 yards allowed by the 1995 San Francisco 49ers.

### **36 LaDarius Gunter, CB, 2nd Year, Miami**

• One of two rookie free agents to make Green Bay's opening-day roster in 2015.

• Saw action in eight games as a rookie, recording two tackles on special teams.

• Appeared in one postseason contest, playing 31 snaps on defense and 13 on special teams due to an injury to CB Quinten Rollins.

**2016 SEASON:** Has played in all four games with three starts and has posted 11 tackles (nine solo), a tackle for a loss, two passes defensed and a forced fumble.

►**At Jacksonville (Sept. 11):** Played 24 snaps on defense, registering two tackles (one solo).

►**At Minnesota (Sept. 18):** Made his first NFL start, opening at RCB in place of an injured Sam Shields (concussion)...Played 35 snaps and posted a career-high five tackles (all solo) and a forced fumble...The forced fumble came early in the second quarter when he punched the ball out from WR Adam Thielen after he made a catch over the middle on third down, a fumble that Thielen recovered.

►**Vs. Detroit (Sept. 25):** Started for the second straight week at RCB in place of an injured Shields, appearing on 63 of 68 defensive plays and recording three tackles (all solo) and a pass defensed...Came up to drill RB Theo Riddick on a first-quarter screen pass for a loss of 3 yards...Broke up a deep pass from QB Matthew Stafford to WR Marvin Jones in the second quarter, nearly making a leaping interception in the end zone.

►**Vs. N.Y. Giants (Oct. 9):** Started at RCB for the third straight week in place of Shields, one of five defensive players to play all 56 snaps...Helped limit the Giants' top three WRs (Odell Beckham Jr., Sterling Shepard and Victor Cruz) to a combined seven catches for 70 yards (10.0 avg.) and a TD...Recorded an assisted tackle and a pass defensed.

### **28 Josh Hawkins, CB, Rookie, East Carolina**

• Was one of five rookie free agents to make Green Bay's opening-day roster.

• Started 28 of 50 career games played at East Carolina, totaling 139 tackles (88 solo), including 3½ for a loss, a forced fumble, nine interceptions and 22 pass breakups.

• Opened 10 of 12 games played as a senior in 2015, logging 42 tackles (27 solo), two interceptions for 100 return yards, and four pass breakups.

**2016 SEASON:** Has played in two games and has posted a pass defensed...Was sidelined for Weeks 1-2 due to a hamstring injury.

►**At Jacksonville (Sept. 11):** Inactive (hamstring).

►**At Minnesota (Sept. 18):** Inactive (hamstring).

►**Vs. Detroit (Sept. 25):** Made his NFL debut, appearing on seven plays on defense and six on special teams...Had a pass defensed midway through the second quarter, coming back on the ball and diving over WR Golden Tate as he knocked down QB Matthew Stafford's pass.

►**Vs. N.Y. Giants (Oct. 9):** Played 10 snaps on special teams.

### **7 Brett Hundley, QB, 2nd Year, UCLA**

• Served as the No. 3 QB behind Aaron Rodgers and Scott Tolzien in 2015 and was inactive for all 16 regular-season games and both playoff contests.

• Led the NFL with 630 passing yards in the 2015 preseason, completing 45 of 65 passes (69.2 percent) for seven TDs with one INT for a 129.6 passer rating (No. 3 in the NFL).

• Registered a 142.4 passer rating in the preseason finale vs. New Orleans (Sept. 3), connecting on 16 of 23 passes for 236 yards and four TDs with no INTs.

**2016 SEASON:** Has served as the No. 2 QB in all four games, but has not seen any action this season.

### **33 Micah Hyde, DB, 4th Year, Iowa**

• Started 23 games in his first three seasons, opening 11 contests at nickel back, seven at free safety and five at strong safety.

• Only defensive back in franchise history (since 1982) to register a sack in each of his first four seasons in the NFL (2013-16).

• Is one of only two defensive backs in the NFL (Rams S T.J. McDonald) to register at least one sack each of the last four seasons.

• Is tied for No. 1 on the Packers (Sam Shields) with five interceptions since 2014, including a career-best three in 2015.

• Is tied for No. 1 in franchise history (Desmond Howard, Will Blackmon) with three career punt returns for TDs.

**2016 SEASON:** Has played in all four games with two starts (one at SS, one at CB) and ranks No. 2 on the team with 24 tackles (19 solo), three tackles for a loss, a sack, a pass defensed, a QB hit and a pressure...Has four fair catches but no returns on punts.

►**At Jacksonville (Sept. 11):** Played 32 snaps on defense and registered a solo tackle...Had a key fumble recovery on LB Joe Thomas' interception early in the first quarter, recovering the fumble at the Jacksonville 29 to retain possession and help set up the Green Bay offense for its first

score...Was one of a host of defenders to bring down WR Allen Hurns for a 1-yard loss on fourth-and-1 with 23 seconds remaining to secure the 27-23 victory for Green Bay...Added a tackle on special teams and served as the punt returner, but did not have any returns.

►**At Minnesota (Sept. 18):** Played 34 snaps on defense and posted three tackles (one solo)...Also served as the primary punt returner, but did not have any returns (four fair catches).

►**Vs. Detroit (Sept. 25):** Started at SS in place of an injured Morgan Burnett (groin), appearing on 67 of 68 defensive plays...Led the team with a career-high 10 tackles (all solo), adding a pass defended and a QB hit.

►**Vs. N.Y. Giants (Oct. 9):** Started as the third CB with starters Damarious Randall (groin) and Sam Shields (concussion) both sidelined... Appeared on all 56 plays, one of five Green Bay defenders to do so, and matched his career high by posting 10 tackles (seven solo) for the second straight week, including a sack and three tackles for a loss...Helped limit the Giants' top three WRs (Odell Beckham Jr., Sterling Shepard and Victor Cruz) to a combined seven catches for 70 yards (10.0 avg.) and a TD... With just under two minutes remaining in the first half, broke up QB Eli Manning's pass intended for Shepard near the sideline on third-and-6, forcing the Giants to settle for a 41-yard FG...Was credited with a sack late in the third quarter when he knocked Beckham out of bounds after the WR took a toss and then was looking to pass...It marked his fourth straight season with a sack (2013-16), making him the only Green Bay defensive back (since 1982) to record a sack in each of his first four seasons.

### **83 Jeff Janis, WR, 3rd Year, Saginaw Valley State**

• Played in all 16 games last season, ranking No. 2 on the team with 15 tackles on special teams and posting a 29.0-yard average on 14 kickoff returns, including three of 45-plus yards.

• Registered seven catches for 145 yards (20.7 avg.) and two TDs in an NFC Divisional playoff contest at Arizona last season, becoming the first player in franchise history to record seven-plus receptions, 140-plus receiving yards and two-plus TD catches in a postseason game.

• Appeared in three contests as a rookie in 2014, posting two receptions for 16 yards (8.0 avg.).

**2016 SEASON:** Has played in all four games, but has been limited to action primarily on special teams because of an injured hand that required him to wear a club cast for the first three contests...Has registered two tackles on special teams and has one kickoff return for 18 yards.

►**At Jacksonville (Sept. 11):** Playing with a club on his injured hand, appeared on 12 plays on special teams.

►**At Minnesota (Sept. 18):** Played 15 snaps on special teams.

►**Vs. Detroit (Sept. 25):** Appeared on 11 plays on special teams and saw his first offensive action of the season, playing the final three snaps of the game as QB Aaron Rodgers took a knee to run out the clock...Made a tackle on special teams.

►**Vs. N.Y. Giants (Oct. 9):** Appeared on 21 plays on special teams (tied for the team lead) and 13 on offense, playing without a club cast on his injured hand for the first time this season...Had an 18-yard kickoff return and a tackle on special teams.

### **95 Datone Jones, DE/LB, 4th Year, UCLA**

• Ranks No. 2 among Packers defensive linemen with eight sacks since 2013 (Mike Daniels, 17).

• Finished second on the team with 13 QB hits in 2015.

• Played in 13 games with three starts and appeared in both playoff contests in 2014. Ranked No. 4 on the team in pressures (15) and tied for No. 5 in QB hits (eight) during the regular season.

**2016 SEASON:** Has played in three games and has registered five tackles (three solo), a tackle for a loss, a QB hit and three pressures.

►**At Jacksonville (Sept. 11):** Played 40 snaps on defense and recorded a QB pressure and a QB hit...Helped limit the Jaguars to just 48 yards rushing on 26 carries (1.8 avg.), the first time they had rushed for 48 or fewer yards on 25-plus attempts since Nov. 14, 1999 (vs. Baltimore, 47 yards on 26 attempts).

►**At Minnesota (Sept. 18):** Appeared on 34 defensive plays and posted three tackles (two solo)...Stopped WR Cordarrelle Patterson for a 4-yard loss on an end-around early in the fourth quarter.

►**Vs. Detroit (Sept. 25):** Inactive (knee).

►**Vs. N.Y. Giants (Oct. 9):** Returned to action after missing one game and played 24 snaps on defense, recording two tackles (one solo) and two pressures.

### **27 Eddie Lacy, RB, 4th Year, Alabama**

• Ranks No. 5 in the league in rushing yards (3,370) and tied for No. 4 in rushing TDs (23) since 2013.

• With 3,075 rushing yards from 2013-15, joined RB John Brockington (3,276, 1971-73) as the only two players in franchise history to rush for 3,000-plus yards in their first three seasons in the NFL.

• Is one of only two NFL players (Bills RB LeSean McCoy) to have three or more 100-yard rushing games each season from 2013-15.

• With 1,178 rushing yards in 2013 and 1,139 in 2014, became just the fifth player in franchise history to register back-to-back 1,000-yard rushing seasons.

**2016 SEASON:** Has started all four games and has posted a team-high 295 rushing yards on 54 carries (5.5 avg.)...Ranks No. 4 in the NFL in yards per carry and No. 11 in rushing yards per game (73.8)...Has registered eight runs of 10-plus yards, a 14.8 percentage that ranks No. 7 in the league...Also has three receptions for 22 yards (7.3 avg.).

►**At Jacksonville (Sept. 11):** Led the team with 61 rushing yards on 14 attempts (4.4 avg.), highlighted by a 28-yard run late in the third quarter...Took the handoff to the right side, first cutting left before cutting right at the second level as he made S Tashaun Gipson miss as he took the ball to the Jacksonville 17, a run that would help set up K Mason Crosby's 20-yard FG...Added a 17-yard catch on a screen pass in the second quarter, bouncing off a tackle attempt by S Johnathan Cyprien and then diving over Gipson at the end of the play.

►**At Minnesota (Sept. 18):** Posted a team-high 50 yards rushing on 12 carries (4.2 avg.)...Had two runs of 10-plus yards, a 13-yarder up the middle in the fourth quarter and a 12-yard gain off the left end in the third quarter.

►**Vs. Detroit (Sept. 25):** Led the team with 103 rushing yards on just 17 carries (6.1 avg.), the 11th 100-yard rushing game of his career as he moved past RB Dorsey Levens (10) for sole possession of the No. 5 spot in team history...Rushed for a season-high five first downs, highlighted by a 25-yard run in the second quarter that he took up the middle and then bounced out down the right sideline for the big gain.

►**Vs. N.Y. Giants (Oct. 9):** Led the team with 81 yards rushing on just 11 carries (7.4 avg.), exiting the game in the third quarter due to an ankle injury...Rushed for 77 yards in the first half, the second-best mark in his career in a first half behind only his 84-yard effort at Tampa Bay on Dec. 21, 2014...His average of 7.4 yards per carry was the second best of his career in a game with 10-plus carries behind only his 8.1 yard average vs. Minnesota on Oct. 2, 2014 (13 carries for 105 yards)...Posted a season-long 31-yard run midway through the second quarter, initially taking the run outside before cutting inside and then bouncing it out again, making S Andrew Adams miss at the second level as he took it down the sideline to the New York 49.

### **70 T.J. Lang, G, 8th Year, Eastern Michigan**

• Has started 82 games over the past five-plus seasons (2011-16), the most by any Green Bay player on the offensive side of the ball over that span.

• Opened all 15 contests he played in at RG in 2015 and was named a Pro Bowl alternate for the second straight season.

• Has started 85 games during his career, opening contests at four different positions (51 at RG, 27 at LG, five at RT, two at LT).

**2016 SEASON:** Has started all four games at RG...Part of a line that has helped the Packers rank tied for No. 6 in the NFL in sacks allowed with eight.

►**At Jacksonville (Sept. 11):** Started at RG and played all 64 snaps... Helped protect QB Aaron Rodgers as he was sacked just one time on the afternoon and as he threw for 199 yards and two TDs on 20-of-34 passing with a rushing TD.

►**At Minnesota (Sept. 18):** Started at RG and played 70 of 71 snaps,

coming off the field for one play in the third quarter when his shoe fell off.

►**Vs. Detroit (Sept. 25):** Started at RG and played all 54 snaps, helping to clear the way for RB Eddie Lacy's season-high 103 yards rushing on just 17 carries (6.1 avg.)...Also protected Rodgers as he threw a season-high four TD passes, with all of them coming in the first half.

►**Vs. N.Y. Giants (Oct. 9):** Started at RG and played all 80 snaps, helping the offense record season bests for total yards (406), rushing yards (147), first downs (23) and time of possession (36:38)...Part of a line that did not allow a sack of Rodgers and helped clear the way for Lacy's 81 rushing yards on just 11 carries (7.4 avg.).

### **94 Dean Lowry, DE, Rookie, Northwestern**

• Earned second-team All-Big Ten honors as a senior in 2015 after posting 46 tackles (27 solo), including 13½ tackles for a loss (second on the team), three sacks, an interception, a fumble recovery and seven passes defended.

• Set a school single-game record and tied the sixth-best mark in conference history with six tackles for a loss in Northwestern's win at Nebraska in 2015.

• Was an honorable mention All-Big Ten choice as a junior in 2014 after recording 41 tackles (25 solo), including eight tackles for a loss, four sacks, a forced fumble and eight passes defended.

**2016 SEASON:** Has played in all four games, seeing limited action on defense and special teams...Has registered three tackles (two solo) and a tackle for a loss on defense along with two QB pressures.

►**At Jacksonville (Sept. 11):** Appeared on seven defensive plays in his NFL debut.

►**At Minnesota (Sept. 18):** Appeared on six plays on defense.

►**Vs. Detroit (Sept. 25):** Played 11 snaps on defense and six on special teams...Shed a block from LT Taylor Decker to stop RB Theo Riddick for a 1-yard loss on a second-quarter run...Finished with two tackles (both solo).

►**Vs. N.Y. Giants (Oct. 9):** Played eight snaps on defense, posting an assisted tackle and two QB pressures.

### **50 Blake Martinez, LB, Rookie, Stanford**

• Finished his collegiate career with 257 tackles (137 solo), 13½ tackles for a loss, 6½ sacks, five interceptions and five forced fumbles in 51 games played. Led the team in tackles as a junior (102) and senior (141).

• Led the Pacific-12 and ranked seventh nationally with 141 tackles (75 solo) as a senior, averaging a conference-best 10.1 tackles per game. Recorded 84 more tackles than the No. 2 tackler on the team.

• In 2015, was named third-team All-America by *The Associated Press*, second-team All-America by *USA Today* and *Phil Steele's College Football*, and first-team All-Pac-12 by *AP* and *Phil Steele's College Football*.

**2016 SEASON:** Has started all four games at ILB and ranks No. 3 on the team with 23 tackles (17 solo), a tackle for a loss and a pass defended...Part of a run defense that ranks No. 1 in the league through Week 4 in yards allowed per game (42.8), yards allowed per carry (1.99 avg.) and runs of 10-plus yards allowed (two)...Is tied for No. 2 on the team with two tackles on special teams.

►**At Jacksonville (Sept. 11):** Started and played 47 snaps, becoming the first Green Bay rookie to start on defense in Week 1 since LB Nick Perry in 2012...Was tied for the team lead with nine tackles (five solo) and added a tackle on special teams...Helped limit the Jaguars to just 48 yards rushing on 26 carries (1.8 avg.), the first time they had rushed for 48 or fewer yards on 25-plus attempts since Nov. 14, 1999 (vs. Baltimore, 47 yards on 26 attempts).

►**At Minnesota (Sept. 18):** Started and played 41 snaps, recording six tackles (five solo) and a pass defended...Tackled RB Matt Asiata for a 2-yard loss on a run late in the fourth quarter...Helped limit RB Adrian Peterson to just 19 yards on 12 carries (1.6 avg.), tied for the fourth-lowest yardage total of Peterson's career, with a long of 5 yards.

►**Vs. Detroit (Sept. 25):** Started and played 30 snaps, leaving the game for a stretch after a cut on his face opened up again...Registered five tackles (all solo) and helped limit the Lions to just 50 yards rushing on 23 carries (2.2 avg.)...Added a tackle on special teams.

►**Vs. N.Y. Giants (Oct. 9):** Started and played 15 snaps, missing some

action due to the cut on his face opening up again...Registered three tackles (two solo).

### **52 Clay Matthews, LB, 8th Year, Southern California**

• Ranks No. 2 in franchise history with 70.5 career sacks, trailing only DE Kabeer Gbaja-Biamila (74.5).

• Has earned six Pro Bowl selections in his seven-year career, two more than any Packers linebacker and tied with DE Reggie White for the second-most selections by a defensive player in team history, trailing only S Willie Wood (eight).

• Became the first player in franchise history to earn Pro Bowl recognition in each of his first four seasons in the league (2009-12).

• Is tied for No. 1 in franchise history (since 1982) with four 10-sack seasons (White and Gbaja-Biamila).

**2016 SEASON:** Has started all three games he has played in and ranks No. 2 on the team with three sacks...Has registered 10 tackles (nine solo), four tackles for a loss, six QB hits and five pressures...Part of a run defense that ranks No. 1 in the league through Week 5 in yards allowed per game (42.8), yards allowed per carry (1.99 avg.) and runs of 10-plus yards allowed (two).

►**At Jacksonville (Sept. 11):** Started at LOLB and played 53 snaps, finishing with four tackles (three solo), a sack, a QB pressure and a QB hit...Came from the right side to beat LT Kelvin Beachum for a 10-yard sack of QB Blake Bortles on third-and-2 midway through the first quarter...The sack gave him 68.5 for his career as he moved into a tie with White for No. 2 on the all-time franchise list (since 1982)...Added a tackle for a loss later in the first quarter, powering his way into the backfield to bring down RB T.J. Yeldon for a 7-yard loss.

►**At Minnesota (Sept. 18):** Started at ROLB and played 38 snaps, finishing with three tackles (all solo) a sack, three QB pressures and two QB hits...On a third-and-2 early in the third quarter, fought off a block from T Matt Kalil to sack QB Sam Bradford for a 7-yard loss and force a Minnesota punt.

►**Vs. Detroit (Sept. 25):** Inactive (ankle/hamstring), snapping a streak of 34 straight games played in the regular season.

►**Vs. N.Y. Giants (Oct. 9):** Returned to action, starting at ROLB and posting three tackles (all solo), a sack, a pressure and three QB hits...Early in the third quarter, fought off a block from LT Ereck Flowers to bring down QB Eli Manning for a 3-yard sack, the first time Matthews has started a season with a sack in each of his first three games played.

### **88 Ty Montgomery, WR, 2nd Year, Stanford**

• Played in six games with three starts as a rookie in 2015 before an ankle injury that he sustained in Week 6 vs. San Diego would sideline him for the remainder of the season.

• Caught 15 passes for 136 yards (9.1 avg.) and two TDs and posted a 31.1-yard average on seven kickoff returns last season.

• Finished his career at Stanford as the school's all-time leader in kickoff return yards with 2,493, besting Chris Owusu's mark of 2,132 yards from 2008-11.

**2016 SEASON:** Has played in all four games, seeing time on offense and special teams...Has returned four kickoffs for 83 yards (20.8 avg.) and has posted a tackle on special teams...Also has two carries for no yards.

►**At Jacksonville (Sept. 11):** Played 11 snaps on offense and 14 on special teams, returning one kickoff for 14 yards.

►**At Minnesota (Sept. 18):** Midway through the first quarter, partially blocked Jeff Locke's punt as the ball traveled just 3 yards to the Green Bay 46, giving the Packers their best field position of the evening to help set up their first score of the game (1-yard TD pass from QB Aaron Rodgers to WR Jordy Nelson)...Had one kickoff return for 21 yards.

►**Vs. Detroit (Sept. 25):** Had a 24-yard kickoff return and provided the offense with good field position because of his decision on another return late in the first quarter...With P Sam Martin's kickoff bouncing near the sideline inside the 5-yard line, got his feet out of bounds and extended his body to fall on the ball at the 3-yard line, giving the Packers possession at their 40-yard line since the ball is considered out of bounds according to the rule book...Added a tackle on special teams.

►**Vs. N.Y. Giants (Oct. 9):** Had one kickoff return for 24 yards.



### **68 Kyle Murphy, T, Rookie, Stanford**

- Played in 54 games with 34 starts in four years at Stanford. Named third-team All-America by *Phil Steele's College Football* as a senior after serving as a team captain and starting all 14 games at left tackle.
  - Started all 13 games at right tackle as a junior and was selected second-team All-Pacific-12 by *Phil Steele's College Football*.
  - Played in 14 games with two starts in 2012, joining G Joshua Garnett as the first true freshmen offensive linemen to start at Stanford since 2000.
- 2016 SEASON:** Has been inactive for all four games (healthy scratch).

### **87 Jordy Nelson, WR, 9th Year, Kansas State**

- One of just two players in franchise history (WR Sterling Sharpe, 1989 and 1992) to register two seasons with 85-plus receptions and 1,300-plus receiving yards, having done it in 2011 and 2014.
- Eclipsed the 1,000-yard receiving mark three times over a four-year span (2011, 2013-14).
- Ranks No. 8 in franchise history in receptions (421), No. 8 in receiving yards (6,353) and tied for No. 5 in TD receptions (54).
- Set a single-season franchise record with 1,519 receiving yards in 2014, topping WR Robert Brooks' mark of 1,497 yards in 1995, on the way to being selected to his first career Pro Bowl and earning second-team All-Pro honors from *The Associated Press*.
- Ranked No. 4 in the NFL and No. 2 among wide receivers (Dez Bryant, 50) with 43 TD catches from 2011-14.

**2016 SEASON:** Has started all four games and has caught 21 passes for 244 yards (11.6 avg.) and five TDs...Is tied for No. 1 in the league in TD catches and is the only player in the league to register a TD grab in all of his team's games...His five TD receptions in the first four games are tied for the fourth most in franchise history behind only Don Hutson (seven in 1942, six in 1945) and Bob Mann (six in 1951).

►**At Jacksonville (Sept. 11):** After missing the entire 2015 season due to a knee injury, returned to the starting lineup and played 54 snaps, tying for the team lead with six catches for 32 yards (5.3 avg.) and a TD...The TD catch was the 50th of his career and came with just over three minutes remaining in the first half to give the Packers a 14-10 lead as he found an opening in the middle of the end zone.

►**At Minnesota (Sept. 18):** Started and played 68 of 71 snaps, pacing the team with 73 yards receiving and a TD on five catches (14.6 avg.)... Caught a 1-yard TD pass from QB Aaron Rodgers in the first quarter, moving him into sole possession of the No. 6 spot in team history with 51 TD catches...It marked the third time in his career that he had caught at least one TD pass in both of the first two games (also 2011 and 2013)... Made a leaping 39-yard catch down to the Minnesota 4 early in the fourth quarter over CB Trae Waynes that helped set up Rodgers' 10-yard TD run three plays later...Also had a 21-yard grab in the second quarter, hauling in a quick pass over Waynes before taking it down the sideline to the Minnesota 48.

►**Vs. Detroit (Sept. 25):** Started and played 49 of 54 snaps, leading the team with six catches for 101 yards (16.8 avg.) and two TDs, with all of his receptions coming in the first half...It marked the third time in his career that he had posted 100-plus receiving yards in a first half (Weeks 10-11 in 2014)...Joined WR James Jones as the only Packers over the past 15 seasons (2002-16) to register at least one TD grab in each of the first three games of the season...On his first TD, an 8-yard grab late in the first quarter, came out of the slot and went to the middle of the end zone before moving to his right to find an opening for a scrambling Rodgers to get him the ball...Helped set up the score with a 49-yard catch, the longest reception by a Packer in the first three games, as he beat LB Thurston Armbrister over the middle to make a leaping grab in stride before taking it down the sideline to the Detroit 11...Late in the first half, beat CB Darius Slay down the right sideline to catch a perfectly thrown ball from Rodgers over his shoulder for the 17-yard score...His two TD catches gave him 53 for his career, moving him into a tie with WR Greg Jennings for the No. 5 spot in franchise history.

►**Vs. N.Y. Giants (Oct. 9):** Started and played 72 of 80 snaps, finishing with four receptions for 38 yards (9.5 avg.) and a TD with all four catches going for first downs...On Green Bay's opening drive, freed himself from

the coverage of CB Eli Apple in the end zone to make a diving grab for a 2-yard TD, making him the first Packer to catch a TD pass in each of the team's first four games since WR Bill Schroeder in 2001.

### **56 Julius Peppers, LB, 15th Year, North Carolina**

- Has been selected to the Pro Bowl nine times during his career, including last season (2004-06, 2008-12, 2015), and has been named first-team All-Pro by *The Associated Press* three times (2004, 2006, 2010). Was named to the NFL's All-Decade Team for the 2000s.
- Has played in 222 games with 217 starts as a pro, appearing in all 16 contests in 12 of his first 14 seasons in the NFL. Has missed just two games due to injury during his career.
- Only player in NFL history with 100-plus sacks (137.5) and 10-plus interceptions (11).
- Since entering the NFL in 2002, ranks No. 1 in the league in sacks (137.5) and No. 3 in forced fumbles (45). His career sack total is tied with Richard Dent and John Randle for No. 7 in NFL history (since 1982).

**2016 SEASON:** Has played in all four games with one start and ranks No. 4 on the team with 1.5 sacks...Has posted six tackles (four solo), two tackles for a loss, four QB hits and four pressures.

►**At Jacksonville (Sept. 11):** Played 29 snaps and posted an assisted tackle.

►**At Minnesota (Sept. 18):** Led the team with 1.5 sacks, moving into a tie for No. 7 in NFL history with Dent and Randle (137.5 sacks)...Midway through the second quarter, fought off a block from T Andre Smith to bring down QB Sam Bradford for a 7-yard sack and force a three-and-out... Shared a 9-yard sack with LB Nick Perry on a third-and-11 in the fourth quarter, knocking back Smith on his way to the 9-yard sack of Bradford.

►**Vs. Detroit (Sept. 25):** Started at LOLB with LB Clay Matthews sidelined (ankle/hamstring) and appeared on 32 plays...Posted two tackles (one solo) and a QB pressure.

►**Vs. N.Y. Giants (Oct. 9):** Appeared on 23 defensive plays and recorded a solo tackle, a pressure and a pass defensed...Walked back G John Jerry late in the third quarter and batted down a QB Eli Manning pass.

### **80 Justin Perillo, TE, 3rd Year, Maine**

- Played in a career-high nine games last season and made the first receptions of his career, finishing with 11 catches for 102 yards (9.3 avg.) and a TD.
- Started out the 2015 season on Green Bay's practice squad before being signed to the 53-man roster on Oct. 14, where he remained for the rest of the season.
- Appeared in two games as a rookie in 2014, starting out the season on the practice squad for the first nine contests before being signed to the active roster for the final seven games and both playoff contests.

**2016 SEASON:** Has played in all four games, seeing limited action on offense and special teams...Has one catch for 13 yards (13.0 avg.).

►**At Jacksonville (Sept. 11):** Appeared on six plays on special teams.

►**At Minnesota (Sept. 18):** Played three snaps on offense and four on special teams.

►**Vs. Detroit (Sept. 25):** Saw increased action on offense with TE Jared Cook departing the game in the second quarter (ankle)...Played 17 snaps and had a 13-yard reception, his first catch of the season.

►**Vs. N.Y. Giants (Oct. 9):** Appeared on 13 plays on offense and seven on special teams.

### **53 Nick Perry, LB, 5th Year, Southern California**

- Tied the franchise record for sacks in a single postseason (LB Clay Matthews, 2010) with 3½ in the 2015 playoffs. His six career postseason sacks rank No. 3 in franchise history behind Matthews (10) and Reggie White (eight), and are the most in team history (since 1982) by a player in his first five games with Green Bay.
- Has posted at least one sack in four of his five career playoff games.
- Has registered a two-sack game in each of the last four seasons (2013-2016), the only player on the Packers to do so over that span.

**2016 SEASON:** Has started all four games and leads the team with a career-high 4.5 sacks...Is tied for No. 7 in the NFL in sacks...Ranks No. 5 on the defense with 21 tackles (15 solo) and leads the team in tackles

for a loss (eight), QB pressures (11) and QB hits (10)...Also has a pass defended...Part of a run defense that ranks No. 1 in the league through Week 5 in yards allowed per game (42.8), yards allowed per carry (1.99 avg.) and runs of 10-plus yards allowed (two).

►**At Jacksonville (Sept. 11):** Started at ROLB and played 52 snaps, finishing with three tackles (all solo), a sack, a team-high four QB pressures and a team-leading four QB hits...With the Packers leading 27-20 in the fourth quarter, brought down QB Blake Bortles for a 2-yard sack on third-and-11 with just over six minutes remaining to force the Jaguars to settle for a 50-yard FG from K Jason Myers...Dating back to the 2015 postseason, has posted 4½ sacks in the last three games...Added a tackle for a loss early in the fourth quarter, stopping RB T.J. Yeldon for a 2-yard loss on a run up the middle.

►**At Minnesota (Sept. 18):** Started at LOLB and appeared on 49 of 58 plays, recording five tackles (one solo), a half-sack, three pressures and two QB hits...Shared a 9-yard sack with LB Julius Peppers on a third-and-11 in the fourth quarter, knocking back T Matt Kalil on his way to the 9-yard sack of QB Sam Bradford.

►**Vs. Detroit (Sept. 25):** Started at ROLB and matched his career high with two sacks, the fourth straight season that he has posted a two-sack game (only Green Bay player to do so since 2013)...Both of his sacks came in the fourth quarter, the first on a third-and-6 at the Green Bay 24 when he beat LT Taylor Decker to bring down QB Matthew Stafford for an 8-yard loss as the Lions were forced to settle for a FG...Chased down Stafford on the next series for a zero-yard sack on a third-and-19 to force a Detroit punt...Brought down RB Theo Riddick for a 6-yard loss on a first-quarter run...Two plays later, tackled Riddick again for a 3-yard loss on another run...Late in the first quarter, batted down a QB Matthew Stafford pass near the line of scrimmage...Finished with nine tackles (eight solo), matching his career high set vs. San Francisco (Sept. 9, 2012), and added a QB hit and a pressure.

►**Vs. N.Y. Giants (Oct. 9):** Started at LOLB and registered a sack, marking his fourth straight game with at least a half-sack, the first time in his career that he had accomplished that feat...Midway through the third quarter, blew by LT Ereck Flowers and drilled QB Eli Manning for a 6-yard loss...Finished with four tackles (three solo), three pressures and three QB hits.

### **96 Brian Price, DT, Rookie, Texas San Antonio**

• Signed with Green Bay as an undrafted free agent on May 6 and spent the first two games on the Packers' practice squad after being released in the final roster reduction.

• Played three seasons at Texas San Antonio, starting 13 of 31 games played and recording 81 tackles (28 solo), including six for a loss, three sacks and seven QB hits.

**2016 SEASON:** Has played in one game...Spent the first two games on Green Bay's practice squad before being signed to the 53-man roster on Sept. 22.

►**Vs. Detroit (Sept. 25):** Made his NFL debut, playing 10 snaps on defense.

►**Vs. N.Y. Giants (Oct. 9):** Inactive (healthy scratch).

### **23 Damarious Randall, CB, 2nd Year, Arizona State**

• Played in 15 games with nine starts (six at LCB, two at RCB, one in the slot) in 2015 and tied for the team lead and No. 2 among NFL rookies with three interceptions, including one he returned for a TD. Finished with a team-best 16 passes defended.

• Named the NFL's Defensive Rookie of the Month for November 2015, joining CB Casey Hayward (October 2012) as the only Green Bay defensive backs to win the award.

• Earned first-team All-Pacific-12 honors at safety as a senior in 2014 after he led the Sun Devils in tackles (106) and passes defended (12) and tied for the team lead with three interceptions.

**2016 SEASON:** Has started all three games he has played in at LCB and has recorded 12 tackles (10 solo), an interception and three passes defended (tied for the team lead)...Is tied for No. 2 on the team with two tackles on special teams.

►**At Jacksonville (Sept. 11):** Started at LCB and posted eight tackles

(six solo) and two passes defended (tied for the team lead)...Made the initial hit of WR Allen Hurns on fourth-and-1 with 23 seconds remaining as a group of Packers brought Hurns down for a 1-yard loss to secure the 27-23 victory for Green Bay...Added a tackle on special teams, running down RB Corey Grant at the Jacksonville 31 on a kickoff return early in the fourth quarter that could have gone for a bigger gain.

►**At Minnesota (Sept. 18):** Started at LCB and played all 58 snaps, joining S Ha Ha Clinton-Dix as the only Green Bay defensive players to do so...Posted five tackles on defense (three solo) and added a stop on special teams, wrapping up WR Cordarrelle Patterson at the Minnesota 44 on a fourth-quarter kickoff return.

►**Vs. Detroit (Sept. 25):** Started at LCB and played 57 of 68 snaps, missing some time due to illness...Early in the second quarter, perfectly timed it to get his hands in as TE Eric Ebron was attempting to make a catch at the Green Bay 31, ripping the ball out from Ebron and returning the interception 44 yards to the Detroit 25, a career-long INT return...Added two tackles (both solo).

►**Vs. N.Y. Giants (Oct. 9):** Inactive (groin).

### **99 Christian Ringo, DT, 1st Year, Louisiana-Lafayette**

• Originally drafted by the Packers as their second selection in the sixth round (210th overall) of the 2015 NFL Draft. Was on Green Bay's practice squad for the entire 2015 season.

• Started all 13 games as a senior in 2014, anchoring a defensive line that helped the Ragin' Cajuns lead the Sun Belt in rushing defense while ranking third in sacks.

• Was named the state's Defensive Player of the Year by the Louisiana Sports Writers Association after ranking seventh in the nation in tackles for loss (20) and 12th in the country in sacks (11½). His 11½ sacks tied the school single-season record and he also finished tied for No. 1 in school history with 21.0 career sacks.

**2016 SEASON:** Has played in three games and has posted four tackles (one solo).

►**At Jacksonville (Sept. 11):** Played 12 snaps on defense in his NFL debut and posted a solo tackle, stopping RB T.J. Yeldon for a 1-yard loss on a run up the middle in the second quarter.

►**At Minnesota (Sept. 18):** Appeared on six plays on defense.

►**Vs. Detroit (Sept. 25):** Saw his most significant action on defense to date with DT Letroy Guion (knee) sidelined, appearing on 24 snaps and posting a career-high three tackles (all assists)...Helped limit the Lions to just 50 yards rushing on 23 carries (2.2 avg.) with a long run of 9 yards.

►**Vs. N.Y. Giants (Oct. 9):** Inactive (healthy scratch).

### **22 Aaron Ripkowski, FB, 2nd Year, Oklahoma**

• Played in 15 games as a rookie last season, seeing action primarily on special teams, and posted nine tackles (tied for No. 4 on the team).

• Was tied with CB Damarious Randall (15) for the most games played by a Green Bay rookie in 2015.

• Began his career at Oklahoma as a walk-on and went on to play in 47 games with 17 starts in four seasons.

**2016 SEASON:** Has played in all four games with one start, seeing time primarily on offense and special teams...Has two carries for 17 yards (8.5 avg.).

►**At Jacksonville (Sept. 11):** Played 18 snaps on special teams, tied for the team lead, and eight snaps on offense.

►**At Minnesota (Sept. 18):** Appeared on 19 plays on special teams and two on offense.

►**Vs. Detroit (Sept. 25):** Started his first career game and seemed to be in position for the most significant offensive action of his career, but was limited to just 11 snaps before departing in the second quarter due to a back injury...Was the lead blocker on RB Eddie Lacy's game-long 25-yard run in the second quarter, sealing LB Kyle Van Noy to create a running lane up the middle.

►**Vs. N.Y. Giants (Oct. 9):** Saw the most significant action of his career, appearing on 25 plays and posting a career-high 17 yards rushing on two carries (8.5 avg.)...Had a career-best 13-yard run midway through the fourth quarter as he dragged a host of defenders on a run up the middle to the New York 10, helping to set up a 25-yard Mason Crosby FG that put

Green Bay up, 23-9...Helped clear the way for Lacy's 81 yards rushing on just 11 carries (7.4 avg.), part of a 147-yard rushing effort by the offense, a season high.

### **12 Aaron Rodgers, QB, 12th Year, California**

- Ranks No. 1 in NFL history (min. 1,500 attempts) in career passer rating (103.6), interception percentage (1.62) and TD/INT ratio (3.91, 266/68).
- Has posted five seasons (2009, 2011-12, 2014-15) with 500-plus passing attempts and eight or fewer INTs, the most in NFL history ahead of Patriots QB Tom Brady (three seasons) and five QBs (one season each).
- Was named the league's Most Valuable Player by *The Associated Press* in 2014 for the second time in his career (2011), becoming the eighth player in league history to win the honor multiple times.
- Is the only quarterback in league history to record a 100-plus passer rating in six consecutive seasons (2009-14), with no other QB doing so in more than four straight years.
- Is one of only eight quarterbacks in NFL annals with 30,000-plus passing yards and 2,000-plus rushing yards.
- In 123 career regular-season starts (83-40 record), has posted 43 games with 300-plus passing yards, 71 without an interception (min. 15 attempts) and 67 with a 100-plus passer rating.
- Has been selected to the Pro Bowl in five of the last seven seasons (2009, 2011-12, 2014-15).

**2016 SEASON:** Has completed 78 of 139 passes for 876 yards and nine TDs with three INTs for an 87.7 passer rating...Is tied for No. 8 in the league in TD passes and ranks No. 3 in TD percentage (6.5)...Is tied for No. 2 among NFL quarterbacks with two rushing TDs and has 82 yards on 17 carries (4.8 avg.), good for No. 6 among QBs in rushing yards per game (20.5).

►**At Jacksonville (Sept. 11):** Threw for 199 yards and two TDs on 20-of-34 passing for a 95.1 passer rating...Added a 6-yard rushing TD on Green Bay's opening possession, giving him 11 games with two-plus passing TDs and one-plus rushing TDs since 2008, second most over that span behind only Panthers QB Cam Newton...His TD passes came on back-to-back drives late in the first half...Connected with WR Jordy Nelson for a 6-yard TD pass with just over three minutes remaining in the first half, buying time in the pocket before moving to his right to find Nelson in the middle of the end zone...With CB Jalen Ramsey attempting to pull him down by the back of his jersey, threw a perfectly placed 29-yard TD pass to WR Davante Adams over CB Davon House in the end zone with 13 seconds remaining in the half.

►**At Minnesota (Sept. 18):** Connected on 20 of 36 passes for 213 yards and a TD with one INT (70.7 passer rating)...Rushed for 29 yards on three carries (9.7 avg.), highlighted by a 10-yard TD run up the middle early in the fourth quarter...It marked just the third time in his career (Weeks 9-10, 2009; Weeks 2-3, 2010) that he had posted a rushing TD in back-to-back games.

►**Vs. Detroit (Sept. 25):** Posted a season-high 129.3 passer rating, connecting on 15 of 24 passes for 205 yards and four TDs with no INTs, with all four of the TD passes coming in the first half...It marked just the second time in his career that he had thrown four-plus TD passes in a first half (six vs. Chicago, Nov. 9, 2014)...His 24 passing attempts were the fewest in his career in a game that he threw four-plus TD passes...Threw two TD passes to Nelson, including a perfectly placed 17-yard pass over Nelson's shoulder late in the first half to put Green Bay up, 31-3...With just under 3:30 remaining and the Packers leading 34-27, scrambled to pick up 11 yards on a third-and-8 that helped seal the win...Finished with 22 yards rushing on five carries (4.4 avg.).

►**Vs. N.Y. Giants (Oct. 9):** Threw for 259 yards and two TDs with two INTs on 23-of-45 passing for a 65.0 passer rating...Threw a 2-yard TD pass to Nelson on the opening drive, his 50th to Nelson in the regular season, the second-most prolific combo in franchise history behind only QB Brett Favre and WR Antonio Freeman (57)...On Green Bay's opening drive, had a key 11-yard run to the Giants' 6 on third-and-10, bouncing around the pocket before taking it down the left sideline for the first down that set up his TD pass to Nelson just two plays later...Midway through the second quarter, perfectly placed a ball over the shoulder of Adams down the right sideline with CB Michael Hunter covering him for a 29-yard score.

### **82 Richard Rodgers, TE, 3rd Year, California**

- Had 58 receptions in 2015, becoming just the fourth TE in team history to record 55-plus receptions in a season (Paul Coffman, Jermichael Finley, Jackie Harris).
- Was one of only four TEs in the NFL last season to register 55-plus catches, 500-plus receiving yards and eight or more TD receptions (Rob Gronkowski, Jordan Reed, Gary Barnidge).
- Registered 10 TD catches in 2014-15, tied for the most by a Green Bay TE in his first two seasons since the 1970 AFL-NFL merger (Bubba Franks, 2000-01). His eight TD receptions in '15 were tied for the fifth most in a season by a Packers TE.
- Set a single-game franchise record for tight ends with 146 receiving yards last season at Detroit in Week 13, highlighted by his game-winning 61-yard TD catch on the final play of the game.

**2016 SEASON:** Has played in all four games with two starts and has six catches for 62 yards (10.3 avg.) and a TD.

►**At Jacksonville (Sept. 11):** Appeared on 25 plays on offense and made 22-yard catch in the third quarter to the Jacksonville 8 that helped set up K Mason Crosby's 25-yard FG...Was covered by S Johnathan Cyprien on the play, extending his arms out to make a diving grab near the sideline.

►**At Minnesota (Sept. 18):** Had two receptions for 25 yards (12.5 avg.) in 36 snaps of action.

►**Vs. Detroit (Sept. 25):** Started for the first time on the season and had two catches for 9 yards (4.5 avg.) and a TD...Came across the field to catch a pass from QB Aaron Rodgers, who was moving to his right, for a 2-yard TD as he slid into the end zone.

►**Vs. N.Y. Giants (Oct. 9):** Started and played 73 of 80 snaps, making a 6-yard catch and helping the Packers rush for a season-high 147 yards on 32 carries (4.6 avg.).

### **24 Quinten Rollins, CB, 2nd Year, Miami (Ohio)**

• Played in 14 games with four starts (two at LCB, two at RCB) in 2015, recording 35 tackles (25 solo), a sack, two interceptions (one for a TD) and nine passes defended in his rookie season.

• Was tied for No. 3 on the team in INTs and tied for No. 4 among NFL rookies.

• Finished second among Packers rookies (Aaron Ripkowski, nine) with seven special teams tackles.

• Recorded two interceptions vs. St. Louis last season in Week 5, becoming the first Green Bay rookie to do so since CB Casey Hayward had two at Houston on Oct. 14, 2012. Returned the first interception 45 yards for a TD, becoming the first Packers rookie to record a pick-six since S Marques Anderson in 2002 (vs. Detroit, Nov. 10).

**2016 SEASON:** Has started all four games (one at LCB, three as the third CB) and has posted eight tackles (four solo) and four passes defended (tied for the team lead).

►**At Jacksonville (Sept. 11):** Started as the third CB as the defense opened in the nickel and played 47 snaps...Posted two tackles (one solo) and two passes defended (tied for the team lead)...With less than a minute remaining in the game and the Packers leading, 27-23, made a leaping breakup of QB Blake Bortles' pass intended for WR Allen Robinson in the end zone.

►**At Minnesota (Sept. 18):** Started as the third CB and played 41 snaps, posting a pair of solo tackles.

►**Vs. Detroit (Sept. 25):** Started as the third CB and played 67 of 68 defensive snaps...Recorded an assisted tackle.

►**Vs. N.Y. Giants (Oct. 9):** Started at LCB in place of an injured Damarious Randall (groin) and played all 56 snaps, one of five Green Bay players to do so on defense...Helped limit the Giants' top three WRs (Odell Beckham Jr., Sterling Shepard and Victor Cruz) to a combined seven catches for 70 yards (10.0 avg.) and a TD...Broke up a deep pass early in the fourth quarter from QB Eli Manning intended for Cruz, nearly making the interception as Cruz appeared to drag him down...Finished with four tackles (three solo) and a team-high two passes defended.

#### **47 Jake Ryan, LB, 2nd Year, Michigan**

- Played in 14 games with five starts as a rookie, opening at BLB for the final five contests. Registered 47 tackles (32 solo) and a fumble recovery on defense and six tackles on special teams.
- Started both postseason games and recorded 10 tackles (seven solo). Including the playoffs, tallied six or more tackles in six of the seven games he started in 2015.
- Served as a team captain for his final two seasons and was a three-time winner (2012-14) of the Roger Zatkoff Award, given to Michigan's top LB. He is the only player to win the award, which was established in 1991, three times.

**2016 SEASON:** Has started all four games and leads the team with 31 tackles (20 solo)...Has added three tackles for a loss, two passes defended and a QB pressure...Part of a run defense that ranks No. 1 in the league through Week 5 in yards allowed per game (42.8), yards allowed per carry (1.99 avg.) and runs of 10-plus yards allowed (two).

►**At Jacksonville (Sept. 11):** Started at ILB and played 43 snaps, finishing with eight tackles (four solo) and his first career pass defended... Broke up a short pass over the middle from QB Blake Bortles intended for WR Allen Hurns in the second quarter...Helped limit the Jaguars to just 48 yards rushing on 26 carries (1.8 avg.), the first time they had rushed for 48 or fewer yards on 25-plus attempts since Nov. 14, 1999 (vs. Baltimore, 47 yards on 26 attempts).

►**At Minnesota (Sept. 18):** Started at ILB, appearing on 45 of 58 plays, and registered a team-high nine tackles (six solo) and a pass defended... Stopped RB Adrian Peterson for a 2-yard loss on a run early in the third quarter...Helped limit Peterson to just 19 yards on 12 carries (1.6 avg.), tied for the fourth-lowest yardage total of Peterson's career, with a long of 5 yards.

►**Vs. Detroit (Sept. 25):** Started at ILB and played 56 snaps...Recorded eight tackles (five solo), including a tackle for a loss in the third quarter when he sprinted up the field to bring down RB Dwayne Washington for a 3-yard loss on a reception in the flat...Added a QB pressure...Helped limit the Lions to just 50 yards rushing on 23 carries (2.2 avg.).

►**Vs. N.Y. Giants (Oct. 9):** Started at ILB and played 41 snaps, finishing with six tackles (five solo), including a tackle for a loss...Came up to bring down RB Orleans Darkwa for a 1-yard loss on a run early in the third quarter...Helped limit the Giants to just 43 yards rushing on 15 carries (2.9 avg.), bringing Green Bay's four-game total to just 171 rushing yards allowed, the second-fewest allowed by an NFL team in the first four games of a season since individual stats began to be recorded in 1933 behind only the 157 yards allowed by the 1995 San Francisco 49ers.

#### **10 Jacob Schum, P, 2nd Year, Buffalo**

• Was claimed off waivers on Aug. 30 from Tampa Bay, where played in all 16 games last season and averaged 41.9 yards per punt (38.0 net average) on 56 attempts with 15 punts inside the 20.

• Was originally signed as an undrafted free agent by the Cleveland Browns in 2013 and also spent time with the New York Jets.

**2016 SEASON:** Has played in all four games and has recorded a 40.4-yard gross average and a net average of 38.0 yards on 15 punts with two inside the 20.

►**At Jacksonville (Sept. 11):** Punted four times in his Green Bay debut, posting a 46.0-yard gross average with a net average of 42.5 yards.

►**At Minnesota (Sept. 18):** Posted a 38.6-yard gross average and net average on five punts, with one inside the 20.

►**Vs. Detroit (Sept. 25):** Punted twice on the afternoon (both in the fourth quarter) and recorded a 41.5-yard gross average and a net average of 33.5 yards...Had a 40-yard punt to the Detroit 12 that resulted in just a 1-yard return for WR Andre Roberts.

►**Vs. N.Y. Giants (Oct. 9):** Posted a 36.5-yard average and a 35.0-yard net average on four punts.

#### **37 Sam Shields, CB, 7th Year, Miami**

• Has 23 interceptions (including the postseason) since entering the NFL in 2010, tied for No. 3 in the NFL over that span.

• Was tied for the team lead with three interceptions in 2015, his fourth season with three-plus interceptions in the last five years, tied for No. 1 in

the NFL over that span (2011-15).

• Earned his first career Pro Bowl selection in 2014, replacing Patriots CB Darrelle Revis, who played in the Super Bowl.

• Recorded a franchise-leading fifth career postseason interception in the 2014 NFC Championship Game at Seattle.

**2016 SEASON:** Has played in one game and has posted five tackles (four solo)...Has been inactive for three games (Weeks 2-3, 5) due to a concussion.

►**At Jacksonville (Sept. 11):** Started at RCB and played 62 snaps, finishing with five tackles (four solo)...Left the game late in the fourth quarter after sustaining a concussion.

►**At Minnesota (Sept. 18):** Inactive (concussion).

►**Vs. Detroit (Sept. 25):** Inactive (concussion).

►**Vs. N.Y. Giants (Oct. 9):** Inactive (concussion).

#### **78 Jason Spriggs, T, Rookie, Indiana**

• Played in 48 career games over four seasons with 47 starts at left tackle for the Hoosiers.

• Named first-team All-America by the Football Writers Association of America (FWAA) and *Phil Steele's College Football* as a senior. Also received the Hoosiers' Chris Dal Sasso Award (outstanding lineman) and was the first Outland Trophy semifinalist in school history.

• In 2014, was named honorable mention All-Big Ten by the media after giving up two sacks in 689 snaps and recording 45 knockdowns.

**2016 SEASON:** Has played in all four games, seeing limited action on special teams (extra points and field goals) and offense as an extra lineman.

►**At Jacksonville (Sept. 11):** Played five snaps on special teams in his NFL debut.

►**At Minnesota (Sept. 18):** Appeared on two plays on special teams (extra points).

►**Vs. Detroit (Sept. 25):** Played six snaps on special teams.

►**Vs. N.Y. Giants (Oct. 9):** Saw his first action as a pro on offense, appearing on five snaps as an extra lineman on the right side.

#### **44 James Starks, RB, 7th Year, Buffalo**

• Played in all 16 games for the second straight season in 2015 and recorded career highs in starts (four), rushing yards (601), receptions (43), receiving yards (392), receiving TDs (three) and yards from scrimmage (993).

• Was one of just five RBs in the league to register 600-plus rushing yards and 390-plus receiving yards in 2015.

• Rushed for 493 yards and a career-high three TDs on 89 carries in 2013, an average of 5.54 yards per carry that ranked No. 1 in the NFL among players with 80-plus attempts.

• Posted a league-leading 315 rushing yards in the 2010 postseason, third most ever by a rookie RB in the postseason behind only Washington's Timmy Smith (342 in 1987) and Baltimore's Jamal Lewis (338 in 2000).

**2016 SEASON:** Has played in all four games and has 42 yards rushing on 24 carries (1.8 avg.) with six catches for 50 yards (8.3 avg.).

►**At Jacksonville (Sept. 11):** Had four carries for 7 yards (1.8 avg.) and a 6-yard catch in 18 snaps of action.

►**At Minnesota (Sept. 18):** Posted a 16-yard reception and 3 rushing yards on seven carries (0.4 avg.).

►**Vs. Detroit (Sept. 25):** Registered a 9-yard catch and had one carry for -1 yards.

►**Vs. N.Y. Giants (Oct. 9):** Saw his most significant action of the season with RB Eddie Lacy sidelined with an ankle injury for much of the second half...Posted 33 rushing yards on 12 carries (2.8 avg.) and added three receptions for 19 yards (6.3 avg.).

#### **65 Lane Taylor, G, 4th Year, Oklahoma State**

• Started the first games of his career in 2015, opening at RG at Detroit in Week 13 in place of an injured T.J. Lang and at LG in Week 17 vs. Minnesota with Josh Sitton sliding to LT in place of an injured David Bakhtiari.

• Played in all 16 contests in 2014, seeing limited action on offense at both guard spots and as an extra lineman, and on special teams.

- Was one of three rookie free agents to make Green Bay's opening-day roster in 2013.

**2016 SEASON:** Has started all four games at LG...Part of a line that has helped the Packers rank tied for No. 6 in the NFL in sacks allowed with eight.

►**At Jacksonville (Sept. 11):** Started at LG and played all 64 snaps... Helped protect QB Aaron Rodgers as he was sacked just one time on the afternoon and as he threw for 199 yards and two TDs on 20-of-34 passing with a rushing TD.

►**At Minnesota (Sept. 18):** Started at LG and played all 71 snaps.

►**Vs. Detroit (Sept. 25):** Started at LG and played all 54 snaps, helping to clear the way for RB Eddie Lacy's season-high 103 yards rushing on just 17 carries (6.1 avg.)...Also protected Rodgers as he threw a season-high four TD passes, with all of them coming in the first half.

►**Vs. N.Y. Giants (Oct. 9):** Started at LG and played all 80 snaps, helping the offense record season bests for total yards (406), rushing yards (147), first downs (23) and time of possession (36:38)...Part of a line that did not allow a sack of Rodgers and helped clear the way for Lacy's 81 rushing yards on just 11 carries (7.4 avg.).

### **48 Joe Thomas, LB, 2nd Year, South Carolina State**

- Played in 14 games in 2015 and registered 24 tackles (16 solo), a sack, a forced fumble, five QB hits, four pressures and two passes defended.

- Added nine tackles on special teams, which was tied for No. 4 on the team.

- Was with the Packers during the 2015 offseason and preseason before being waived on Sept. 5, 2015. Was signed to Green Bay's 53-man roster on Sept. 21, 2015, from the Dallas Cowboys' practice squad.

- Entered the league with the Packers as an undrafted free agent in May 2014. Was on Green Bay's practice squad for the final eight games of the 2014 regular season and both playoff contests.

**2016 SEASON:** Has played in all four games and has recorded 13 tackles (11 solo), a tackle for a loss, an interception and four passes defended (tied for the team lead)...Has one tackle on special teams.

►**At Jacksonville (Sept. 11):** Played 25 snaps on defense and recorded three tackles (two solo) and his first career interception...The INT came on his first snap of the season when he picked off QB Blake Bortles' pass intended for WR Marqise Lee that was deflected by CB Quinten Rollins at the Jacksonville 41...On the play, initially came on a blitz up the middle before turning back to head up the field and make the interception, returning it 9 yards to help set up the Green Bay offense for its first score of the day...Was one of a host of defenders to bring down WR Allen Hurns for a 1-yard loss on fourth-and-1 with 23 seconds remaining to secure the 27-23 victory for Green Bay.

►**At Minnesota (Sept. 18):** Appeared on 17 plays on defense and 18 on special teams...Registered five tackles (all solo), including a tackle for a loss when he drilled RB Jerick McKinnon for a 1-yard loss on a pass in the flat in the first quarter.

►**Vs. Detroit (Sept. 25):** Played 38 snaps on defense and recorded three tackles (all solo)...Led the defense with a career-high two passes defended, including one midway through the fourth quarter when he made a leaping deflection of QB Matthew Stafford's pass deep over the middle intended for TE Eric Ebron, a pass that he nearly intercepted...Added a tackle on special teams.

►**Vs. N.Y. Giants (Oct. 9):** Appeared on a season-high 41 plays and posted two tackles (one solo) and a pass defended...Jumped to make a deflection of QB Eli Manning's pass intended for WR Sterling Shepard in the fourth quarter on a third down to force a punt.

### **73 JC Tretter, C/G, 4th Year, Cornell**

- Saw the most significant action of his career in 2015, appearing in all 16 games with three starts at center in place of an injured Corey Linsley.

- Has seen game action at center, left guard and both tackle spots during his NFL career.

- Was on track to be the starting center in 2014, opening at that position for the first three preseason contests that year, but sustained a knee injury vs. Oakland (Aug. 22) that would sideline him for the first half of the season.

- Played in the final eight regular-season games and both playoff contests.

Spent the majority of his rookie campaign in 2013 on reserve/physically unable to perform after sustaining a significant ankle injury during the first practice of Organized Team Activities in the spring.

**2016 SEASON:** Has started all four games at C...Part of a line that has helped the Packers rank tied for No. 6 in the NFL in sacks allowed with eight.

►**At Jacksonville (Sept. 11):** Started at C and played all 64 snaps... Helped protect QB Aaron Rodgers as he was sacked just one time on the afternoon and as he threw for 199 yards and two TDs on 20-of-34 passing with a rushing TD.

►**At Minnesota (Sept. 18):** Started at C and appeared on all 71 offensive plays...Had a key fumble recovery in the first quarter, diving on a fumble by QB Aaron Rodgers on a sack at the Green Bay 12.

►**Vs. Detroit (Sept. 25):** Started at C and played all 54 snaps, helping to clear the way for RB Eddie Lacy's season-high 103 yards rushing on just 17 carries (6.1 avg.)...Also protected Rodgers as he threw a season-high four TD passes, with all of them coming in the first half.

►**Vs. N.Y. Giants (Oct. 9):** Started at C and played all 80 snaps, helping the offense record season bests for total yards (406), rushing yards (147), first downs (23) and time of possession (36:38)...Part of a line that did not allow a sack of Rodgers and helped clear the way for Lacy's 81 rushing yards on just 11 carries (7.4 avg.).

# National Football League Game Summary

NFL Copyright © 2016 by The National Football League. All rights reserved. This summary and play-by-play is for the express purpose of assisting media in their coverage of the game; any other use of this material is prohibited without the written permission of the National Football League. Updated: 10/10/2016

Date: Sunday, 10/9/2016

## New York Giants at Green Bay Packers

Start Time: 7:30 PM CDT

at Lambeau Field, Green Bay, WI

### Game Day Weather

Played Outdoor on Turf: DD GrassMaster

Temp: 49° F (9.4° C) Wind: E 7 mph  
Wind Chill: 46

### Officials

Referee: Hochuli, Ed (85)	Umpire: Martin, Clay (19)	Head Linesman: Bradley, Greg (98)
Line Judge: Baynes, Rusty (59)	Side Judge: Kemp, Alex (55)	Field Judge: Shaw, Dale (104)
Back Judge: Helverson, Scott (93)	Replay Official: Sifferman, Tom ( )	

### Lineups

New York Giants			Green Bay Packers				
Offense		Defense	Offense		Defense		
WR 13	O.Beckham	LDE 90	J.Pierre-Paul	WR 87	J.Nelson	NT 98	L.Guion
LT 74	E.Flowers	LDT 98	D.Harrison	LT 69	D.Bakhtiari	DT 76	M.Daniels
LG 67	J.Pugh	RDT 95	J.Hankins	LG 65	L.Taylor	LOLB 53	N.Perry
C 70	W.Richburg	RDE 54	O.Vernon	C 73	J.Tretter	ILB 47	J.Ryan
RG 77	J.Jerry	MLB 57	K.Robinson	RG 70	T.Lang	ILB 50	B.Martinez
RT 68	B.Hart	WLB 52	J.Casillas	RT 75	B.Bulaga	ROLB 52	C.Matthews
TE 45	W.Tye	CB 25	L.Hall	TE 82	R.Rodgers	LCB 24	Q.Rollins
QB 10	E.Manning	LCB 41	D.Rodgers-Cromartie	WR 18	R.Cobb	RCB 36	L.Gunter
WR 87	S.Shepard	SS 21	L.Collins	WR 17	D.Adams	SS 42	M.Burnett
RB 26	O.Darkwa	FS 33	A.Adams	QB 12	A.Rodgers	FS 21	H.Clinton-Dix
WR 80	V.Cruz	RCB 20	J.Jenkins	RB 27	E.Lacy	CB 33	M.Hyde

### Substitutions

K 3 J.Brown, P 9 B.Wing, WR 15 T.King, WR 17 D.Harris, CB 24 E.Apple, RB 28 P.Perkins, CB 31 T.Wade, CB 39 M.Hunter, RB 43 B.Rainey, LS 51 Z.DeOssie, DE 58 O.Odighizuwa, LB 59 D.Kennard, C 69 B.Jones, DE 72 K.Wynn, DE 78 R.Okwara, WR 82 R.Lewis, TE 89 J.Adams, LB 91 K.Sheppard, LB 93 B.Goodson, LB 94 M.Herzlich, DT 96 J.Bromley, DT 97 M.Hughes

### Substitutions

K 2 M.Crosby, P 10 J.Schum, WR 11 T.Davis, FB 22 A.Ripkowski, S 25 M.Evans, CB 28 J.Hawkins, S 29 K.Brice, S 32 C.Banjo, RB 44 J.Starks, LB 48 J.Thomas, LB 51 K.Fackrell, LB 56 J.Peppers, LS 61 B.Goode, T/G 67 D.Barclay, T 78 J.Spriggs, TE 80 J.Perillo, WR 83 J.Janis, WR 84 J.Abbrederis, WR 88 T.Montgomery, LB 91 J.Elliott, DE 94 D.Lowry, DE/LB 95 D.Jones, DT 97 K.Clark

### Did Not Play

QB 12 R.Nassib, T 65 W.Beatty

### Did Not Play

QB 7 B.Hundley

### Not Active

QB 8 J.Johnson, RB 23 R.Jennings, S 27 D.Thompson, S 29 N.Berhe, T 73 M.Newhouse, TE 84 L.Donnell, DT 99 R.Thomas

### Not Active

QB 6 J.Callahan, CB 23 D.Randall, CB 37 S.Shields, T 68 K.Murphy, TE 89 J.Cook, DT 96 B.Price, DT 99 C.Ringo

### Field Goals (made ( ) & missed)

J.Brown	(47) (41) (30)	M.Crosby	(44) (33) (25)
		<b>1</b>	<b>2</b>
VISITOR:	New York Giants	0	6
HOME:	Green Bay Packers	7	10
		<b>3</b>	<b>4</b>
		<b>OT</b>	<b>Total</b>
		0	16
		0	23

### Scoring Plays

Team	Qtr	Time	Play Description (Extra Point) (Drive Info)	Visitor	Home
Packers	1	6:18	J.Nelson 2 yd. pass from A.Rodgers (M.Crosby kick) (16-75, 8:42)	0	7
Giants	2	8:21	J.Brown 47 yd. Field Goal (5-26, 1:24)	3	7
Packers	2	6:01	D.Adams 29 yd. pass from A.Rodgers (M.Crosby kick) (5-80, 2:20)	3	14
Giants	2	1:51	J.Brown 41 yd. Field Goal (5-17, 1:13)	6	14
Packers	2	0:00	M.Crosby 44 yd. Field Goal (4-5, 1:15)	6	17
Giants	3	5:26	J.Brown 30 yd. Field Goal (9-41, 4:43)	9	17
Packers	4	13:46	M.Crosby 33 yd. Field Goal (9-65, 4:46)	9	20
Packers	4	6:39	M.Crosby 25 yd. Field Goal (13-73, 6:22)	9	23
Giants	4	2:54	O.Beckham 8 yd. pass from E.Manning (J.Brown kick) (10-63, 3:45)	16	23

# National Football League Game Summary

NFL Copyright © 2016 by The National Football League. All rights reserved. This summary and play-by-play is for the express purpose of assisting media in their coverage of the game; any other use of this material is prohibited without the written permission of the National Football League.

Updated: 10/10/2016

---

Paid Attendance: 78,401

Time: 3:15

**New York Giants vs Green Bay Packers**  
**10/9/2016 at Lambeau Field**

# Final Individual Statistics

## New York Giants

## Green Bay Packers

<b>RUSHING</b>	<b>ATT</b>	<b>YDS</b>	<b>AVG</b>	<b>LG</b>	<b>TD</b>	<b>RUSHING</b>	<b>ATT</b>	<b>YDS</b>	<b>AVG</b>	<b>LG</b>	<b>TD</b>
B.Rainey	5	22	4.4	14	0	E.Lacy	11	81	7.4	31	0
O.Darkwa	7	11	1.6	6	0	J.Starks	12	33	2.8	10	0
P.Perkins	2	9	4.5	5	0	A.Ripkowski	2	17	8.5	13	0
E.Manning	1	1	1.0	1	0	A.Rodgers	5	15	3.0	11	0
						T.Montgomery	1	1	1.0	1	0
						R.Cobb	1	0	0.0	0	0
<b>Total</b>	<b>15</b>	<b>43</b>	<b>2.9</b>	<b>14</b>	<b>0</b>	<b>Total</b>	<b>32</b>	<b>147</b>	<b>4.6</b>	<b>31</b>	<b>0</b>

<b>PASSING</b>	<b>ATT</b>	<b>CMP</b>	<b>YDS</b>	<b>SK/YD</b>	<b>TD</b>	<b>LG</b>	<b>IN</b>	<b>RT</b>	<b>PASSING</b>	<b>ATT</b>	<b>CMP</b>	<b>YDS</b>	<b>SK/YD</b>	<b>TD</b>	<b>LG</b>	<b>IN</b>	<b>RT</b>
E.Manning	35	18	199	3/17	1	27	0	78.2	A.Rodgers	45	23	259	0/0	2	29	2	65.0
O.Beckham	0	0	0	1/6	0	0	0	0.0									
<b>Total</b>	<b>35</b>	<b>18</b>	<b>199</b>	<b>4/23</b>	<b>1</b>	<b>27</b>	<b>0</b>	<b>78.2</b>	<b>Total</b>	<b>45</b>	<b>23</b>	<b>259</b>	<b>0/0</b>	<b>2</b>	<b>29</b>	<b>2</b>	<b>65.0</b>

<b>PASS RECEIVING</b>	<b>TAR</b>	<b>REC</b>	<b>YDS</b>	<b>AVG</b>	<b>LG</b>	<b>TD</b>	<b>PASS RECEIVING</b>	<b>TAR</b>	<b>REC</b>	<b>YDS</b>	<b>AVG</b>	<b>LG</b>	<b>TD</b>
B.Rainey	6	6	52	8.7	18	0	R.Cobb	11	9	108	12.0	21	0
O.Beckham	12	5	56	11.2	16	1	D.Adams	8	5	85	17.0	29	1
W.Tye	3	2	37	18.5	27	0	J.Nelson	13	4	38	9.5	17	1
J.Adams	2	2	27	13.5	14	0	J.Starks	6	3	19	6.3	9	0
S.Shepard	7	2	14	7.0	10	0	R.Rodgers	5	1	6	6.0	6	0
P.Perkins	2	1	13	13.0	13	0	E.Lacy	1	1	3	3.0	3	0
V.Cruz	2	0	0	0.0	0	0							
T.King	1	0	0	0.0	0	0							
<b>Total</b>	<b>35</b>	<b>18</b>	<b>199</b>	<b>11.1</b>	<b>27</b>	<b>1</b>	<b>Total</b>	<b>44</b>	<b>23</b>	<b>259</b>	<b>11.3</b>	<b>29</b>	<b>2</b>

<b>INTERCEPTIONS</b>	<b>NO</b>	<b>YDS</b>	<b>AVG</b>	<b>LG</b>	<b>TD</b>	<b>INTERCEPTIONS</b>	<b>NO</b>	<b>YDS</b>	<b>AVG</b>	<b>LG</b>	<b>TD</b>
J.Jenkins	2	26	13.0	23	0						
<b>Total</b>	<b>2</b>	<b>26</b>	<b>13.0</b>	<b>23</b>	<b>0</b>	<b>Total</b>	<b>0</b>	<b>0</b>	<b>0</b>	<b>0</b>	<b>0</b>

<b>PUNTING</b>	<b>NO</b>	<b>YDS</b>	<b>AVG</b>	<b>NET</b>	<b>TB</b>	<b>IN20</b>	<b>LG</b>	<b>PUNTING</b>	<b>NO</b>	<b>YDS</b>	<b>AVG</b>	<b>NET</b>	<b>TB</b>	<b>IN20</b>	<b>LG</b>
B.Wing	6	235	39.2	38.7	0	3	47	J.Schum	4	146	36.5	35.0	0	0	42
<b>Total</b>	<b>6</b>	<b>235</b>	<b>39.2</b>	<b>38.7</b>	<b>0</b>	<b>3</b>	<b>47</b>	<b>Total</b>	<b>4</b>	<b>146</b>	<b>36.5</b>	<b>35.0</b>	<b>0</b>	<b>0</b>	<b>42</b>

<b>PUNT RETURNS</b>	<b>NO</b>	<b>YDS</b>	<b>AVG</b>	<b>FC</b>	<b>LG</b>	<b>TD</b>	<b>PUNT RETURNS</b>	<b>NO</b>	<b>YDS</b>	<b>AVG</b>	<b>FC</b>	<b>LG</b>	<b>TD</b>
D.Harris	1	6	6.0	0	6	0	T.Davis	1	3	3.0	2	3	0
O.Beckham	0	0	0.0	1	0	0	[DOWNED]	2	0	0.0	0	0	0
[OUT OF BOUNDS]	2	0	0.0	0	0	0	[OUT OF BOUNDS]	1	0	0.0	0	0	0
<b>Total</b>	<b>1</b>	<b>6</b>	<b>6.0</b>	<b>1</b>	<b>6</b>	<b>0</b>	<b>Total</b>	<b>1</b>	<b>3</b>	<b>3.0</b>	<b>2</b>	<b>3</b>	<b>0</b>

<b>KICKOFF RETURNS</b>	<b>NO</b>	<b>YDS</b>	<b>AVG</b>	<b>FC</b>	<b>LG</b>	<b>TD</b>	<b>KICKOFF RETURNS</b>	<b>NO</b>	<b>YDS</b>	<b>AVG</b>	<b>FC</b>	<b>LG</b>	<b>TD</b>
D.Harris	3	103	34.3	0	42	0	T.Montgomery	1	24	24.0	0	24	0
B.Rainey	1	37	37.0	0	37	0	J.Janis	1	18	18.0	0	18	0
[TOUCHBACK]	1	0	0.0	0	0	0	[TOUCHBACK]	3	0	0.0	0	0	0
<b>Total</b>	<b>4</b>	<b>140</b>	<b>35.0</b>	<b>0</b>	<b>42</b>	<b>0</b>	<b>Total</b>	<b>2</b>	<b>42</b>	<b>21.0</b>	<b>0</b>	<b>24</b>	<b>0</b>

### New York Giants

<b>FUMBLES</b>	<b>FUM</b>	<b>LOST</b>	<b>OWN-REC</b>	<b>YDS</b>	<b>TD</b>	<b>FORCED</b>	<b>OPP-REC</b>	<b>YDS</b>	<b>TD</b>	<b>OUT-BDS</b>
E.Manning	1	1	0	0	0	0	0	0	0	0
<b>Total</b>	<b>1</b>	<b>1</b>	<b>0</b>	<b>0</b>	<b>0</b>	<b>0</b>	<b>0</b>	<b>0</b>	<b>0</b>	<b>0</b>

### Green Bay Packers

<b>FUMBLES</b>	<b>FUM</b>	<b>LOST</b>	<b>OWN-REC</b>	<b>YDS</b>	<b>TD</b>	<b>FORCED</b>	<b>OPP-REC</b>	<b>YDS</b>	<b>TD</b>	<b>OUT-BDS</b>
J.Starks	1	0	1	0	0	0	0	0	0	0
K.Fackrell	0	0	0	0	0	1	0	0	0	0
K.Clark	0	0	0	0	0	0	1	0	0	0
<b>Total</b>	<b>1</b>	<b>0</b>	<b>1</b>	<b>0</b>	<b>0</b>	<b>1</b>	<b>1</b>	<b>0</b>	<b>0</b>	<b>0</b>



**New York Giants vs Green Bay Packers**  
**10/9/2016 at Lambeau Field**

# Final Team Statistics

	<b>Visitor Giants</b>	<b>Home Packers</b>
<b>TOTAL FIRST DOWNS</b>	14	23
By Rushing	2	9
By Passing	12	13
By Penalty	0	1
<b>THIRD DOWN EFFICIENCY</b>	4-13-31%	9-19-47%
<b>FOURTH DOWN EFFICIENCY</b>	0-0-0%	0-0-0%
<b>TOTAL NET YARDS</b>	219	406
Total Offensive Plays (inc. times thrown passing)	54	77
Average gain per offensive play	4.1	5.3
<b>NET YARDS RUSHING</b>	43	147
Total Rushing Plays	15	32
Average gain per rushing play	2.9	4.6
Tackles for a loss-number and yards	3-3	3-5
<b>NET YARDS PASSING</b>	176	259
Times thrown - yards lost attempting to pass	4-23	0-0
Gross yards passing	199	259
<b>PASS ATTEMPTS-COMPLETIONS-HAD INTERCEPTED</b>	35-18-0	45-23-2
Avg gain per pass play (inc.# thrown passing)	4.5	5.8
<b>KICKOFFS Number-In End Zone-Touchbacks</b>	5-3-3	5-4-1
<b>PUNTS Number and Average</b>	6-39.2	4-36.5
Had Blocked	0	0
<b>FGs - PATs Had Blocked</b>	0-0	0-0
<b>Net Punting Average</b>	38.7	35.0
<b>TOTAL RETURN YARDAGE (Not Including Kickoffs)</b>	32	3
No. and Yards Punt Returns	1-6	1-3
No. and Yards Kickoff Returns	4-140	2-42
No. and Yards Interception Returns	2-26	0-0
<b>PENALTIES Number and Yards</b>	6-51	6-57
<b>FUMBLES Number and Lost</b>	1-1	1-0
<b>TOUCHDOWNS</b>	1	2
Rushing	0	0
Passing	1	2
<b>EXTRA POINTS Made-Attempts</b>	1-1	2-2
Kicking Made-Attempts	1-1	2-2
<b>FIELD GOALS Made-Attempts</b>	3-3	3-3
<b>RED ZONE EFFICIENCY</b>	1-2-50%	1-3-33%
<b>GOAL TO GO EFFICIENCY</b>	0-0-0%	1-2-50%
<b>SAFETIES</b>	0	0
<b>FINAL SCORE</b>	16	23
<b>TIME OF POSSESSION</b>	23:22	36:38

New York Giants vs Green Bay Packers  
10/9/2016 at Lambeau Field

## Ball Possession And Drive Chart

### New York Giants

#	Time Recd	Time Lost	Time Poss	How Ball Obtained	Drive Began	# Play	Yds Gain	Yds Pen	Net Yds	1st Down	Last Scrm	How Given Up
1	6:18	4:21	1:57	Kickoff	NYG 31	5	18	0	18	1	NYG 49	Punt
2	15:00	10:47	4:13	Interception	NYG 14	6	34	-12	22	1	NYG 36	Punt
3	9:45	8:21	1:24	Punt	NYG 45	5	26	0	26	1	GB 29	Field Goal
4	6:01	5:02	0:59	Kickoff	NYG 41	3	6	0	6	0	NYG 47	Punt
5	3:04	1:51	1:13	Interception	GB 40	5	17	0	17	1	GB 23	Field Goal
6	1:27	1:15	0:12	Punt	NYG 39	2	-8	0	-8	0	NYG 39	Fumble
7	15:00	11:41	3:19	Kickoff	NYG 28	5	14	0	14	1	NYG 42	Punt
8	10:09	5:26	4:43	Punt	NYG 47	9	41	0	41	3	* GB 12	Field Goal
9	4:24	3:32	0:52	Punt	NYG 49	3	-6	0	-6	0	NYG 43	Punt
10	13:46	13:01	0:45	Kickoff	NYG 25	4	14	0	14	1	NYG 39	Punt
11	6:39	2:54	3:45	Kickoff	NYG 37	10	63	0	63	5	* GB 8	Touchdown

(416) Average NYG 38

### Green Bay Packers

#	Time Recd	Time Lost	Time Poss	How Ball Obtained	Drive Began	# Play	Yds Gain	Yds Pen	Net Yds	1st Down	Last Scrm	How Given Up
1	15:00	6:18	8:42	Kickoff	GB 25	16	70	5	75	6	* NYG 2	Touchdown
2	4:21	0:00	4:21	Punt	GB 8	10	71	0	71	4	NYG 21	Interception
3	10:47	9:45	1:02	Punt	GB 32	3	0	-10	-10	0	GB 22	Punt
4	8:21	6:01	2:20	Kickoff	GB 20	5	80	0	80	3	NYG 29	Touchdown
5	5:02	3:04	1:58	Punt	GB 14	5	15	5	20	2	GB 34	Interception
6	1:51	1:27	0:24	Kickoff	GB 25	3	0	0	0	0	GB 25	Punt
7	1:15	0:00	1:15	Fumble	NYG 31	4	15	-10	5	0	NYG 26	Field Goal
8	11:41	10:09	1:32	Punt	GB 16	3	5	0	5	0	GB 21	Punt
9	5:26	4:24	1:02	Kickoff	GB 25	3	2	0	2	0	GB 27	Punt
10	3:32	13:46	4:46	Punt	GB 20	9	65	0	65	3	* NYG 15	Field Goal
11	13:01	6:39	6:22	Punt	GB 20	13	73	0	73	4	* NYG 7	Field Goal
12	2:54	0:00	2:54	Kickoff	GB 35	6	10	0	10	1	GB 46	End of Game

(309) Average GB 26

### \* inside opponent's 20

Time of Possession by Quarter		1st	2nd	3rd	4th	OT	Total
Visitor	New York Giants	1:57	8:01	8:54	4:30		23:22
Home	Green Bay Packers	13:03	6:59	6:06	10:30		36:38

### Kickoff Drive No.-Start Average

Giants: 5 - NYG 32

Packers: 5 - GB 26

**New York Giants vs Green Bay Packers**  
**10/9/2016 at Lambeau Field**

# Final Defensive Statistics

New York Giants	Regular Defensive Plays											Special Teams					Misc			
	TKL	AST	COMB	SK	/ YDS	TFL	Q	IN	PD	FF	FR	TKL	AST	FF	FR	BL	TKL	AST	FF	FR
L.Collins	6	1	7	0	0	0	0	0	1	0	0	0	0	0	0	0	0	0	0	0
J.Casillas	6	1	7	0	0	0	0	0	0	0	0	0	0	0	0	0	0	0	0	0
J.Pierre-Paul	6	1	7	0	0	0	0	0	0	0	0	0	0	0	0	0	0	0	0	0
O.Vernon	4	2	6	0	0	2	1	0	0	0	0	0	0	0	0	0	0	0	0	0
A.Adams	3	2	5	0	0	0	0	0	1	0	0	0	0	0	0	0	0	0	0	0
D.Kennard	3	2	5	0	0	0	0	0	0	0	0	2	0	0	0	0	0	0	0	0
K.Robinson	3	1	4	0	0	0	0	0	1	0	0	0	0	0	0	0	0	0	0	0
L.Hall	3	1	4	0	0	0	0	0	0	0	0	0	0	0	0	0	0	0	0	0
D.Harrison	2	1	3	0	0	0	1	0	1	0	0	0	0	0	0	0	0	0	0	0
D.Rodgers-Cromartie	2	1	3	0	0	1	0	0	0	0	0	0	0	0	0	0	0	0	0	0
K.Sheppard	0	3	3	0	0	0	0	0	0	0	0	0	0	0	0	0	0	0	0	0
M.Hunter	2	0	2	0	0	0	0	0	0	0	0	0	0	0	0	0	0	0	0	0
J.Hankins	1	1	2	0	0	0	1	0	0	0	0	0	0	0	0	0	0	0	0	0
J.Jenkins	1	1	2	0	0	0	0	2	3	0	0	0	0	0	0	0	0	0	0	0
J.Bromley	1	1	2	0	0	0	0	0	0	0	0	0	0	0	0	0	0	0	0	0
E.Apple	0	0	0	0	0	0	0	0	1	0	0	0	0	0	0	0	0	0	0	0
T.Wade	0	0	0	0	0	0	0	0	1	0	0	0	0	0	0	0	0	0	0	0
P.Perkins	0	0	0	0	0	0	0	0	0	0	0	0	1	0	0	0	0	0	0	0
K.Wynn	0	0	0	0	0	0	0	0	0	0	0	0	1	0	0	0	0	0	0	0
J.Pugh	0	0	0	0	0	0	0	0	0	0	0	0	0	0	0	0	1	0	0	0
<b>Total</b>	<b>43</b>	<b>19</b>	<b>62</b>	<b>0</b>	<b>0</b>	<b>3</b>	<b>3</b>	<b>2</b>	<b>9</b>	<b>0</b>	<b>0</b>	<b>2</b>	<b>2</b>	<b>0</b>	<b>0</b>	<b>0</b>	<b>1</b>	<b>0</b>	<b>0</b>	<b>0</b>

**TKL = Tackle AST = Assist COMB = Combined QH=QB Hit IN = Interception PD = Pass Defense FF = Forced Fumble FR = Fumble Recovery**

Green Bay Packers	Regular Defensive Plays											Special Teams					Misc			
	TKL	AST	COMB	SK	/ YDS	TFL	QH	IN	PD	FF	FR	TKL	AST	FF	FR	BL	TKL	AST	FF	FR
J.Ryan	4	3	7	0	0	1	0	0	0	0	0	0	0	0	0	0	0	0	0	0
M.Burnett	5	1	6	0	0	0	0	0	1	0	0	0	0	0	0	0	0	0	0	0
H.Clinton-Dix	5	1	6	0	0	1	0	0	0	0	0	0	0	0	0	0	0	0	0	0
M.Hyde	3	2	5	1	6	1	0	0	1	0	0	0	0	0	0	0	0	0	0	0
N.Perry	2	2	4	1	6	1	3	0	0	0	0	0	0	0	0	0	0	0	0	0
Q.Rollins	3	0	3	0	0	0	0	0	2	0	0	0	0	0	0	0	0	0	0	0
K.Fackrell	2	1	3	1	8	0	1	0	0	1	0	2	0	0	0	0	0	0	0	0
J.Thomas	2	1	3	0	0	0	0	0	1	0	0	0	0	0	0	0	0	0	0	0
B.Martinez	1	2	3	0	0	0	0	0	0	0	0	0	0	0	0	0	0	0	0	0
C.Matthews	2	0	2	1	3	1	1	0	0	0	0	0	0	0	0	0	0	0	0	0
M.Daniels	0	1	1	0	0	0	0	0	1	0	0	0	0	0	0	0	0	0	0	0
J.Peppers	0	1	1	0	0	0	0	0	1	0	0	0	0	0	0	0	0	0	0	0
K.Clark	0	1	1	0	0	0	0	0	0	0	1	0	0	0	0	0	0	0	0	0
D.Jones	0	1	1	0	0	0	0	0	0	0	0	0	0	0	0	0	0	0	0	0
L.Guion	0	0	0	0	0	0	0	0	1	0	0	0	0	0	0	0	0	0	0	0
K.Brice	0	0	0	0	0	0	0	0	0	0	0	1	0	0	0	0	0	0	0	0
J.Janis	0	0	0	0	0	0	0	0	0	0	0	1	0	0	0	0	0	0	0	0
C.Banjo	0	0	0	0	0	0	0	0	0	0	0	1	0	0	0	0	0	0	0	0
J.Tretter	0	0	0	0	0	0	0	0	0	0	0	0	0	0	0	0	1	0	0	0
D.Adams	0	0	0	0	0	0	0	0	0	0	0	0	0	0	0	0	1	0	0	0
J.Starks	0	0	0	0	0	0	0	0	0	0	0	0	0	0	0	0	0	0	0	1
<b>Total</b>	<b>29</b>	<b>17</b>	<b>46</b>	<b>4</b>	<b>23</b>	<b>5</b>	<b>5</b>	<b>0</b>	<b>8</b>	<b>1</b>	<b>1</b>	<b>5</b>	<b>0</b>	<b>0</b>	<b>0</b>	<b>0</b>	<b>2</b>	<b>0</b>	<b>0</b>	<b>1</b>





## First Quarter

10/9/2016

## Play By Play

NYG wins the coin toss and elects to defer. GB elects to Receive, and NYG elects to defend the north goal.

J.Brown kicks 65 yards from NYG 35 to end zone, Touchback.

## Green Bay Packers at 15:00

1-10-GB 25	(15:00) A.Rodgers pass short left to R.Cobb to GB 31 for 6 yards (L.Hall).	
2-4-GB 31	(14:17) J.Spriggs reported in as eligible. E.Lacy left tackle to GB 34 for 3 yards (D.Kennard).	
3-1-GB 34	(13:40) A.Ripkowski right guard to GB 38 for 4 yards (J.Casillas, K.Sheppard).	R1
<u>1-10-GB 38</u>	(12:56) E.Lacy right end to GB 42 for 4 yards (J.Hankins; J.Bromley).	
2-6-GB 42	(12:16) A.Rodgers pass incomplete deep left to J.Nelson.	
3-6-GB 42	(12:09) (Shotgun) A.Rodgers pass short middle to R.Cobb to NYG 49 for 9 yards (K.Robinson).	P2
<u>1-10-NYG 49</u>	(11:33) T.Montgomery right end to NYG 48 for 1 yard (J.Pierre-Paul).	
2-9-NYG 48	(10:52) <i>PENALTY on NYG-J.Hankins, Encroachment, 5 yards, enforced at NYG 48 - No Play.</i>	
2-4-NYG 43	(10:25) R.Cobb right guard to NYG 43 for no gain (L.Collins).	
3-4-NYG 43	(9:48) (Shotgun) A.Rodgers pass short left to J.Nelson to NYG 36 for 7 yards (A.Adams; L.Hall).	P3
<u>1-10-NYG 36</u>	(9:13) (No Huddle) E.Lacy right end to NYG 34 for 2 yards (J.Pierre-Paul).	
2-8-NYG 34	(8:36) A.Rodgers pass short left to R.Cobb to NYG 17 for 17 yards (L.Hall).	P4
<u>1-10-NYG 17</u>	(7:48) (Shotgun) A.Rodgers pass incomplete short left to D.Adams.	
2-10-NYG 17	(7:45) (Shotgun) A.Rodgers pass incomplete deep middle to R.Rodgers (K.Robinson).	
	Timeout #1 by GB at 07:40.	
3-10-NYG 17	(7:40) (Shotgun) A.Rodgers scrambles left end ran ob at NYG 6 for 11 yards (L.Collins).	R5
<u>1-6-NYG 6</u>	(7:03) E.Lacy left guard to NYG 2 for 4 yards (J.Pierre-Paul, A.Adams).	
2-2-NYG 2	<b>(6:23) (Shotgun) A.Rodgers pass short right to J.Nelson for 2 yards, TOUCHDOWN.</b>	P6
	M.Crosby extra point is GOOD, Center-B.Goode, Holder-J.Schum.	

<b>NYG 0 GB 7, 16 plays, 75 yards, 1 penalty, 8:42 drive, 8:42 elapsed</b>
--

M.Crosby kicks 69 yards from GB 35 to NYG -4. D.Harris to NYG 31 for 35 yards (K.Brice).

## New York Giants at 6:18, (1st play from scrimmage 6:12)

1-10-NYG 31	(6:12) (Shotgun) O.Darkwa left end to NYG 35 for 4 yards (J.Ryan).	
2-6-NYG 35	(5:47) (No Huddle) E.Manning pass short middle to O.Beckham to NYG 48 for 13 yards (Q.Rollins).	P1
<u>1-10-NYG 48</u>	(5:18) (No Huddle, Shotgun) O.Darkwa left guard to NYG 49 for 1 yard (M.Hyde; B.Martinez).	
2-9-NYG 49	(4:45) (No Huddle, Shotgun) E.Manning pass incomplete short middle to O.Beckham (L.Guion) [N.Perry].	
3-9-NYG 49	(4:36) (No Huddle, Shotgun) E.Manning pass incomplete deep right to T.King (Q.Rollins).	
4-9-NYG 49	(4:31) B.Wing punts 36 yards to GB 15, Center-Z.DeOssie, downed by NYG-D.Harris.	
	<i>PENALTY on GB-T.Montgomery, Offensive Holding, 7 yards, enforced at GB 15.</i>	

## Green Bay Packers at 4:21

1-10-GB 8	(4:21) E.Lacy right guard pushed ob at GB 20 for 12 yards (D.Rodgers-Cromartie).	R7
<u>1-10-GB 20</u>	(3:56) E.Lacy left tackle to GB 31 for 11 yards (D.Kennard).	R8
<u>1-10-GB 31</u>	(3:15) A.Rodgers pass short left to R.Rodgers to GB 37 for 6 yards (L.Collins).	
2-4-GB 37	(2:38) A.Rodgers pass short middle to D.Adams to NYG 46 for 17 yards (D.Kennard). NYG-J.Jenkins was injured during the play.	P9
<u>1-10-NYG 46</u>	(2:11) A.Rodgers pass incomplete deep right to J.Nelson (E.Apple).	
2-10-NYG 46	(2:07) (Shotgun) A.Rodgers pass short left to R.Cobb to NYG 38 for 8 yards (J.Pierre-Paul).	
3-2-NYG 38	(1:28) A.Rodgers pass short right to R.Cobb pushed ob at NYG 25 for 13 yards (L.Hall).	P10
<u>1-10-NYG 25</u>	(:57) (Shotgun) E.Lacy up the middle to NYG 21 for 4 yards (J.Bromley).	
2-6-NYG 21	(:19) (Shotgun) A.Rodgers pass incomplete short left to J.Starks.	
3-6-NYG 21	(:15) A.Rodgers pass deep middle to R.Cobb for 21 yards, TOUCHDOWN NULLIFIED by Penalty.	
	<i>Penalty on GB, Illegal Shift, offsetting, enforced at NYG 21 - No Play.</i>	
	<i>Penalty on NYG-M.Hughes, Defensive 12 On-field, offsetting.</i>	
3-6-NYG 21	(:11) (Shotgun) A.Rodgers pass deep middle intended for J.Nelson INTERCEPTED by J.Jenkins at NYG 5. J.Jenkins to NYG 28 for 23 yards (J.Tretter).	
	<i>PENALTY on NYG-O.Vernon, Unnecessary Roughness, 14 yards, enforced at NYG 28.</i>	

## END OF QUARTER

	Score	Time Poss	First Downs				Efficiencies	
			R	P	X	T	3 Down	4 Down
New York Giants	0	1:57	0	1	0	1	0/1	0/0
Green Bay Packers	7	13:03	4	6	0	10	5/6	0/0

## Second Quarter

10/9/2016

## Play By Play

New York Giants continued.

## New York Giants at 15:00

- 1-10-NYG 14 (15:00) E.Manning pass short middle to O.Beckham to NYG 30 for 16 yards (M.Burnett).  
*PENALTY on NYG-E.Flowers, Offensive Holding, 7 yards, enforced at NYG 14 - No Play.*
- 1-17-NYG 7 (14:33) (Shotgun) O.Darkwa left end to NYG 8 for 1 yard (B.Martinez, J.Ryan).
- 2-16-NYG 8 (13:56) (No Huddle, Shotgun) E.Manning pass short left to B.Rainey to NYG 17 for 9 yards (J.Ryan).
- 3-7-NYG 17 (13:08) (No Huddle, Shotgun) E.Manning pass short middle to O.Beckham to NYG 33 for 16 yards (Q.Rollins). P2
- 1-10-NYG 33 (12:34) (No Huddle) B.Rainey up the middle to NYG 32 for -1 yards (H.Clinton-Dix).
- 2-11-NYG 32 (12:01) (No Huddle, Shotgun) *PENALTY on NYG-B.Hart, False Start, 5 yards, enforced at NYG 32 - No Play.*
- 2-16-NYG 27 (11:45) (No Huddle, Shotgun) E.Manning pass incomplete deep left to O.Beckham.
- 3-16-NYG 27 (11:39) (No Huddle, Shotgun) E.Manning pass short right to B.Rainey to NYG 36 for 9 yards (M.Burnett).
- 4-7-NYG 36 (10:58) B.Wing punts 47 yards to GB 17, Center-Z.DeOssie, downed by NYG-Z.DeOssie.  
*PENALTY on NYG-R.Lewis, Interference with Opportunity to Catch, 15 yards, enforced at GB 17.*

## Green Bay Packers at 10:47

- 1-10-GB 32 (10:47) A.Rodgers pass incomplete deep middle to J.Nelson (A.Adams).
- 2-10-GB 32 (10:37) A.Rodgers pass incomplete short right to R.Cobb.
- 3-10-GB 32 (10:34) (Shotgun) A.Rodgers pass short left to D.Adams ran ob at GB 43 for 11 yards (M.Hunter).  
*PENALTY on GB-D.Bakhtiari, Offensive Holding, 10 yards, enforced at GB 32 - No Play.*
- 3-20-GB 22 (10:03) (Shotgun) A.Rodgers pass incomplete deep left to R.Cobb.
- 4-20-GB 22 (9:52) J.Schum punts 33 yards to NYG 45, Center-B.Goode, out of bounds.

## New York Giants at 9:45

- 1-10-NYG 45 (9:45) E.Manning pass short middle to W.Tye to GB 28 for 27 yards (J.Ryan). P3
- 1-10-GB 28 (9:08) (No Huddle) O.Darkwa left guard to GB 29 for -1 yards (K.Clark; M.Hyde).
- 2-11-GB 29 (8:36) (No Huddle, Shotgun) E.Manning pass incomplete short middle to O.Beckham (M.Daniels).
- 3-11-GB 29 (8:32) (No Huddle, Shotgun) E.Manning pass incomplete short left to O.Beckham.
- 4-11-GB 29 (8:26) **J.Brown 47 yard field goal is GOOD, Center-Z.DeOssie, Holder-B.Wing.**

NYG 3 GB 7, 5 plays, 26 yards, 1:24 drive, 6:39 elapsed
---

J.Brown kicks 63 yards from NYG 35 to GB 2. J.Janis to GB 20 for 18 yards (P.Perkins; K.Wynn).

## Green Bay Packers at 8:21, (1st play from scrimmage 8:14)

- 1-10-GB 20 (8:14) (Shotgun) E.Lacy left tackle pushed ob at NYG 49 for 31 yards (J.Casillas). R11
- 1-10-NYG 49 (7:51) (No Huddle) E.Lacy left tackle to NYG 43 for 6 yards (L.Collins).
- 2-4-NYG 43 (7:11) (No Huddle) J.Starks right end to NYG 38 for 5 yards (M.Hunter). R12
- 1-10-NYG 38 (6:46) (No Huddle, Shotgun) A.Rodgers pass short right to D.Adams to NYG 29 for 9 yards (M.Hunter).
- 2-1-NYG 29 (6:07) (No Huddle, Shotgun) **A.Rodgers pass deep right to D.Adams for 29 yards, TOUCHDOWN.** P13  
M.Crosby extra point is GOOD, Center-B.Goode, Holder-J.Schum.

NYG 3 GB 14, 5 plays, 80 yards, 2:20 drive, 8:59 elapsed
--

M.Crosby kicks 66 yards from GB 35 to NYG -1. D.Harris to NYG 41 for 42 yards (J.Janis).

## New York Giants at 6:01, (1st play from scrimmage 5:52)

- 1-10-NYG 41 (5:52) O.Darkwa left end to NYG 47 for 6 yards (B.Martinez; H.Clinton-Dix).
- 2-4-NYG 47 (5:20) (No Huddle, Shotgun) E.Manning pass incomplete short right to O.Beckham.
- 3-4-NYG 47 (5:13) (No Huddle, Shotgun) E.Manning pass incomplete deep right to S.Shepard.
- 4-4-NYG 47 (5:09) B.Wing punts 39 yards to GB 14, Center-Z.DeOssie, fair catch by T.Davis.

## Green Bay Packers at 5:02

- 1-10-GB 14 (5:02) (Shotgun) A.Rodgers pass short right to R.Cobb to GB 18 for 4 yards (O.Vernon).
- 2-6-GB 18 (4:31) (No Huddle) A.Rodgers scrambles left end ran ob at GB 25 for 7 yards (J.Pierre-Paul). R14  
*PENALTY on NYG-J.Jenkins, Defensive Holding, 5 yards, enforced at GB 25.* X15
- 1-10-GB 30 (4:02) (Shotgun) A.Rodgers pass incomplete deep left to J.Nelson (L.Collins).
- 2-10-GB 30 (3:52) (No Huddle, Shotgun) J.Starks up the middle to GB 34 for 4 yards (D.Harrison; O.Vernon).
- 3-6-GB 34 (3:13) (No Huddle, Shotgun) A.Rodgers pass short right intended for D.Adams INTERCEPTED by J.Jenkins at GB 43. J.Jenkins to GB 40 for 3 yards (D.Adams).

## New York Giants at 3:04

**New York Giants vs Green Bay Packers at Lambeau Field**

- 1-10-GB 40 (3:04) (Shotgun) E.Manning pass short middle to O.Beckham to GB 27 for 13 yards (J.Thomas, M.Burnett).
- 1-10-GB 27 (2:31) (No Huddle, Shotgun) E.Manning pass incomplete short left to V.Cruz.
- 2-10-GB 27 (2:25) (No Huddle, Shotgun) B.Rainey left end to GB 23 for 4 yards (H.Clinton-Dix, N.Perry).

Two-Minute Warning

- 3-6-GB 23 (2:00) (Shotgun) E.Manning pass incomplete short right to S.Shepard (M.Hyde).
- 4-6-GB 23 **(1:55) J.Brown 41 yard field goal is GOOD, Center-Z.DeOssie, Holder-B.Wing.**

**NYG 6 GB 14, 5 plays, 17 yards, 1:13 drive, 13:09 elapsed**

J.Brown kicks 65 yards from NYG 35 to end zone, Touchback.

**Green Bay Packers at 1:51**

- 1-10-GB 25 (1:51) (Shotgun) A.Rodgers pass incomplete short middle to J.Starks.
- 2-10-GB 25 (1:47) (No Huddle, Shotgun) A.Rodgers pass incomplete short right to J.Starks [D.Harrison].
- 3-10-GB 25 (1:44) (No Huddle, Shotgun) A.Rodgers pass incomplete short middle to R.Rodgers (D.Harrison).
- 4-10-GB 25 (1:38) J.Schum punts 42 yards to NYG 33, Center-B.Goode. D.Harris to NYG 39 for 6 yards (C.Banjo).

**New York Giants at 1:27**

- 1-10-NYG 39 (1:27) (Shotgun) E.Manning pass incomplete deep middle to W.Tye.
- 2-10-NYG 39 (1:22) (No Huddle, Shotgun) E.Manning sacked at NYG 31 for -8 yards (K.Fackrell). FUMBLES (K.Fackrell) [K.Fackrell], RECOVERED by GB -K.Clark at NYG 31. K.Clark to NYG 31 for no gain (J.Pugh).

**Green Bay Packers at 1:15**

- 1-10-NYG 31 (1:15) (Shotgun) A.Rodgers pass incomplete deep right to J.Nelson.
- 2-10-NYG 31 (1:07) (Shotgun) J.Starks up the middle to NYG 23 for 8 yards (K.Robinson).
- 3-2-NYG 23 (:36) (No Huddle, Shotgun) A.Rodgers pass incomplete deep left to D.Adams.  
*PENALTY on GB-D.Adams, Offensive Pass Interference, 10 yards, enforced at NYG 23 - No Play.*
- 3-12-NYG 33 (:30) (Shotgun) A.Rodgers pass short middle to J.Starks to NYG 26 for 7 yards (J.Casillas).  
Timeout #2 by GB at 00:03.
- 4-5-NYG 26 **(:03) M.Crosby 44 yard field goal is GOOD, Center-B.Goode, Holder-J.Schum.**

**NYG 6 GB 17, 4 plays, 5 yards, 1:15 drive, 15:00 elapsed**

**END OF QUARTER**

		<b>Time</b>	<b>First Downs</b>				<b>Efficiencies</b>	
	<b>Score</b>	<b>Poss</b>	<b>R</b>	<b>P</b>	<b>X</b>	<b>T</b>	<b>3 Down</b>	<b>4 Down</b>
<b>New York Giants</b>	<b>6</b>	<b>8:01</b>	<b>0</b>	<b>3</b>	<b>0</b>	<b>3</b>	<b>1/5</b>	<b>0/0</b>
<b>Green Bay Packers</b>	<b>17</b>	<b>6:59</b>	<b>3</b>	<b>1</b>	<b>1</b>	<b>5</b>	<b>0/4</b>	<b>0/0</b>



# Third Quarter

10/9/2016

## Play By Play

NYG elects to Receive, and GB elects to defend the goal.

M.Crosby kicks 65 yards from GB 35 to end zone, Touchback.

*PENALTY on GB-K.Brice, Offside on Free Kick, 5 yards, enforced at GB 35 - No Play.*

M.Crosby kicks 68 yards from GB 30 to NYG 2. D.Harris to NYG 28 for 26 yards (K.Fackrell).

### New York Giants at 15:00, (1st play from scrimmage 14:53)

1-10-NYG 28 (14:53) (Shotgun) O.Darkwa up the middle to NYG 29 for 1 yard (N.Perry).

2-9-NYG 29 (14:26) (No Huddle) E.Manning pass short left to S.Shepard to NYG 39 for 10 yards (M.Hyde). P5

1-10-NYG 39 (13:42) (No Huddle) O.Darkwa left end to NYG 38 for -1 yards (J.Ryan).

2-11-NYG 38 (13:08) (No Huddle, Shotgun) E.Manning sacked at NYG 35 for -3 yards (C.Matthews).

3-14-NYG 35 (12:28) (No Huddle, Shotgun) E.Manning pass short right to B.Rainey to NYG 42 for 7 yards (M.Burnett).

4-7-NYG 42 (11:48) B.Wing punts 32 yards to GB 26, Center-Z.DeOssie, out of bounds.

*PENALTY on GB-J.Hawkins, Offensive Holding, 10 yards, enforced at GB 26.*

### Green Bay Packers at 11:41

1-10-GB 16 (11:41) E.Lacy left end to GB 18 for 2 yards (J.Hankins).

2-8-GB 18 (11:06) A.Rodgers pass short left to E.Lacy to GB 21 for 3 yards (J.Pierre-Paul, J.Casillas).

3-5-GB 21 (10:23) (Shotgun) A.Rodgers pass incomplete short middle to R.Rodgers.

4-5-GB 21 (10:09) J.Schum punts 32 yards to NYG 47, Center-B.Goode, fair catch by O.Beckham.

### New York Giants at 10:09

1-10-NYG 47 (10:09) (Shotgun) E.Manning pass short left to O.Beckham ran ob at GB 47 for 6 yards (H.Clinton-Dix).

2-4-GB 47 (9:48) (No Huddle, Shotgun) B.Rainey up the middle to GB 44 for 3 yards (J.Peppers; J.Ryan).

3-1-GB 44 (9:09) (No Huddle) B.Rainey left guard to GB 42 for 2 yards (M.Daniels; J.Thomas). R6

1-10-GB 42 (8:32) (No Huddle, Shotgun) E.Manning pass short left to B.Rainey to GB 24 for 18 yards (H.Clinton-Dix). P7

1-10-GB 24 (7:58) (No Huddle) E.Manning pass short right to P.Perkins to GB 11 for 13 yards (M.Burnett). P8

1-10-GB 11 (7:23) (No Huddle, Shotgun) E.Manning sacked at GB 17 for -6 yards (N.Perry).

2-16-GB 17 (6:45) (No Huddle, Shotgun) P.Perkins right guard to GB 13 for 4 yards (D.Jones; J.Ryan).

3-12-GB 13 (6:09) (No Huddle, Shotgun) E.Manning scrambles right tackle to GB 12 for 1 yard (C.Matthews).

4-11-GB 12 **(5:31) J.Brown 30 yard field goal is GOOD, Center-Z.DeOssie, Holder-B.Wing.**

**NYG 9 GB 17, 9 plays, 41 yards, 4:43 drive, 9:34 elapsed**

J.Brown kicks 65 yards from NYG 35 to end zone, Touchback.

### Green Bay Packers at 5:26

1-10-GB 25 (5:26) A.Rodgers pass incomplete deep middle to J.Nelson.

2-10-GB 25 (5:21) E.Lacy right end to GB 27 for 2 yards (K.Robinson, O.Vernon).

3-8-GB 27 (4:40) (Shotgun) A.Rodgers pass incomplete short right.

4-8-GB 27 (4:31) J.Schum punts 39 yards to NYG 34, Center-B.Goode, out of bounds.

*PENALTY on GB-J.Janis, Unsportsmanlike Conduct, 15 yards, enforced at NYG 34.*

### New York Giants at 4:24

1-10-NYG 49 (4:24) O.Beckham sacked ob at NYG 43 for -6 yards (M.Hyde).

2-16-NYG 43 (3:54) (No Huddle, Shotgun) E.Manning pass incomplete short left to S.Shepard.

3-16-NYG 43 (3:48) (No Huddle, Shotgun) E.Manning pass incomplete short middle to O.Beckham (J.Peppers).

*Penalty on NYG-J.Pugh, Offensive Holding, declined.*

4-16-NYG 43 (3:45) B.Wing punts 40 yards to GB 17, Center-Z.DeOssie. T.Davis to GB 20 for 3 yards (D.Kennard).

### Green Bay Packers at 3:32

1-10-GB 20 (3:32) J.Starks right tackle to GB 30 for 10 yards (O.Vernon). R16

1-10-GB 30 (2:46) A.Rodgers pass deep middle to D.Adams to 50 for 20 yards (L.Collins). P17

1-10-50 (2:05) J.Starks left end to NYG 46 for 4 yards (D.Harrison).

2-6-NYG 46 (1:22) J.Starks up the middle to NYG 44 for 2 yards (D.Harrison).

3-4-NYG 44 (:37) (Shotgun) A.Rodgers pass short left to R.Cobb to NYG 23 for 21 yards (A.Adams) [J.Hankins]. P18

### END OF QUARTER

	Score	Time Poss	First Downs				Efficiencies	
			R	P	X	T	3 Down	4 Down
New York Giants	9	8:54	1	3	0	4	1/4	0/0
Green Bay Packers	17	6:06	1	2	0	3	1/3	0/0

## Fourth Quarter

10/9/2016

## Play By Play

Green Bay Packers continued.

- 1-10-NYG 23 (15:00) (Shotgun) A.Rodgers pass incomplete deep middle to J.Nelson (J.Jenkins).  
 2-10-NYG 23 (14:54) (Shotgun) J.Starks right end to NYG 24 for -1 yards (O.Vernon).  
 3-11-NYG 24 (14:13) (No Huddle, Shotgun) A.Rodgers pass short right to J.Starks to NYG 15 for 9 yards (J.Casillas).  
 4-2-NYG 15 (13:50) **M.Crosby 33 yard field goal is GOOD, Center-B.Goode, Holder-J.Schum.**

NYG 9 GB 20, 9 plays, 65 yards, 4:46 drive, 1:14 elapsed
--

M.Crosby kicks 65 yards from GB 35 to end zone, Touchback.

## New York Giants at 13:46

- 1-10-NYG 25 (13:46) B.Rainey left end pushed ob at NYG 39 for 14 yards (H.Clinton-Dix).  
1-10-NYG 39 (13:23) (No Huddle, Shotgun) E.Manning pass incomplete deep right to V.Cruz (Q.Rollins).  
 2-10-NYG 39 (13:18) (No Huddle, Shotgun) E.Manning pass incomplete short middle to O.Beckham.  
 3-10-NYG 39 (13:13) (No Huddle, Shotgun) E.Manning pass incomplete short middle to S.Shepard (J.Thomas).  
 4-10-NYG 39 (13:09) B.Wing punts 41 yards to GB 20, Center-Z.DeOssie, fair catch by T.Davis.

R9

## Green Bay Packers at 13:01

- 1-10-GB 20 (13:01) J.Starks right tackle to GB 21 for 1 yard (J.Casillas, K.Robinson).  
 2-9-GB 21 (12:24) A.Rodgers pass incomplete deep middle to D.Adams.  
 3-9-GB 21 (12:17) (Shotgun) A.Rodgers pass short left to R.Cobb to GB 38 for 17 yards (A.Adams). P19  
1-10-GB 38 (11:31) A.Rodgers pass short right to J.Nelson to 50 for 12 yards (J.Jenkins). P20  
 New York Giants challenged the pass completion ruling, and the play was Upheld. The ruling on the field stands. (Timeout #1.)  
1-10-50 (11:00) (Shotgun) J.Starks up the middle to NYG 49 for 1 yard (J.Casillas).  
 2-9-NYG 49 (10:18) A.Rodgers pass short middle to J.Nelson pushed ob at NYG 32 for 17 yards (A.Adams) [O.Vernon]. P21  
*Penalty on NYG, Defensive Holding, declined.*  
1-10-NYG 32 (9:48) J.Starks left end to NYG 33 for -1 yards (D.Rodgers-Cromartie).  
 2-11-NYG 33 (9:01) (Shotgun) A.Rodgers pass short right to D.Adams to NYG 23 for 10 yards (D.Kennard; J.Jenkins). GB-D.Adams was injured during the play.  
 3-1-NYG 23 (8:30) J.Spriggs reported in as eligible. A.Ripkowski up the middle to NYG 10 for 13 yards (K.Sheppard; L.Collins). R22  
1-10-NYG 10 (7:37) J.Starks left guard to NYG 7 for 3 yards (J.Pierre-Paul; D.Rodgers-Cromartie).  
 2-7-NYG 7 (6:53) A.Rodgers pass incomplete short right to R.Rodgers.  
 3-7-NYG 7 (6:46) (Shotgun) A.Rodgers pass incomplete short left to J.Nelson (T.Wade).  
 4-7-NYG 7 (6:42) **M.Crosby 25 yard field goal is GOOD, Center-B.Goode, Holder-J.Schum.**

NYG 9 GB 23, 13 plays, 73 yards, 6:22 drive, 8:21 elapsed
---

M.Crosby kicks 65 yards from GB 35 to NYG 0. B.Rainey to NYG 37 for 37 yards (K.Fackrell).

## New York Giants at 6:39, (1st play from scrimmage 6:32)

- 1-10-NYG 37 (6:32) (Shotgun) E.Manning pass incomplete deep right to S.Shepard (M.Burnett).  
 2-10-NYG 37 (6:25) (No Huddle, Shotgun) E.Manning pass short right to B.Rainey to NYG 37 for no gain (N.Perry; K.Fackrell).  
 3-10-NYG 37 (5:45) (No Huddle, Shotgun) E.Manning pass short middle to J.Adams to 50 for 13 yards (J.Thomas). P10  
1-10-50 (5:23) (No Huddle, Shotgun) E.Manning sacked at NYG 43 for -7 yards (J.Elliott). FUMBLES (J.Elliott) [J.Elliott], recovered by NYG-W.Richburg at NYG 45. W.Richburg to NYG 45 for no gain (K.Clark).  
*Penalty on NYG-O.Beckham, Illegal Shift, offsetting, enforced at 50 - No Play.*  
*Penalty on GB-D.Jones, Defensive 12 On-field, offsetting.*  
 1-10-50 (5:10) (Shotgun) E.Manning pass short right to W.Tye to GB 40 for 10 yards (M.Burnett). P11  
1-10-GB 40 (4:49) (Shotgun) E.Manning pass short right to S.Shepard to GB 36 for 4 yards (M.Hyde).  
 2-6-GB 36 (4:20) (No Huddle, Shotgun) E.Manning pass incomplete short middle to P.Perkins.  
 3-6-GB 36 (4:12) (No Huddle, Shotgun) E.Manning pass short right to B.Rainey to GB 27 for 9 yards (Q.Rollins). P12  
1-10-GB 27 (3:36) (No Huddle, Shotgun) E.Manning pass short left to J.Adams to GB 13 for 14 yards (M.Burnett). P13  
1-10-GB 13 (3:29) (No Huddle, Shotgun) P.Perkins left guard to GB 8 for 5 yards (K.Fackrell).  
 2-5-GB 8 (3:03) (No Huddle, Shotgun) E.Manning pass short middle to O.Beckham for 8 yards, TOUCHDOWN [N.Perry]. P14  
**The Replay Official reviewed the pass completion ruling, and the play was Upheld. The ruling on the field stands.**  
 J.Brown extra point is GOOD, Center-Z.DeOssie, Holder-B.Wing.

NYG 16 GB 23, 10 plays, 63 yards, 3:45 drive, 12:06 elapsed
---

J.Brown kicks 54 yards from NYG 35 to GB 11. T.Montgomery to GB 35 for 24 yards (D.Kennard).

## Green Bay Packers at 2:54, (1st play from scrimmage 2:48)

- 1-10-GB 35 (2:48) J.Spriggs reported in as eligible. J.Starks right end to GB 32 for -3 yards (O.Vernon).  
 Timeout #2 by NYG at 02:41.

**New York Giants vs Green Bay Packers at Lambeau Field**

2-13-GB 32 (2:41) A.Rodgers pass short middle to J.Starks to GB 34 for 2 yards. FUMBLES, and recovers at GB 35. J.Starks to GB 35 for no gain (K.Sheppard; D.Kennard).  
Timeout #3 by NYG at 02:30.

3-10-GB 35 (2:30) (Shotgun) A.Rodgers pass short right to R.Cobb to GB 48 for 13 yards (L.Collins). GB-R.Cobb was injured during the play.

P23

Two-Minute Warning

1-10-GB 48 (2:00) A.Rodgers kneels to GB 47 for -1 yards.

2-11-GB 47 (1:18) A.Rodgers kneels to GB 46 for -1 yards.

3-12-GB 46 (:39) A.Rodgers kneels to GB 45 for -1 yards.

**END OF QUARTER**

	<b>Score</b>	<b>Time Poss</b>	<b>First Downs</b>				<b>Efficiencies</b>	
			<b>R</b>	<b>P</b>	<b>X</b>	<b>T</b>	<b>3 Down</b>	<b>4 Down</b>
<b>New York Giants</b>	<b>16</b>	<b>4:30</b>	<b>1</b>	<b>5</b>	<b>0</b>	<b>6</b>	<b>2/3</b>	<b>0/0</b>
<b>Green Bay Packers</b>	<b>23</b>	<b>10:30</b>	<b>1</b>	<b>4</b>	<b>0</b>	<b>5</b>	<b>3/6</b>	<b>0/0</b>

# Miscellaneous Statistics Report

New York Giants vs Green Bay Packers  
10/9/2016 at Lambeau Field

## Ten Longest Plays for New York Giants

Yards	Qtr	Play Start	Play Description
27	2	1-10-NYG 45	(9:45) E.Manning pass short middle to W.Tye to GB 28 for 27 yards (J.Ryan).
18	3	1-10-GB 42	(8:32) (No Huddle, Shotgun) E.Manning pass short left to B.Rainey to GB 24 for 18 yards (H.Clinton-Dix).
16	2	3-7-NYG 17	(13:08) (No Huddle, Shotgun) E.Manning pass short middle to O.Beckham to NYG 33 for 16 yards (Q.Rollins).
14	4	1-10-NYG 25	(13:46) B.Rainey left end pushed ob at NYG 39 for 14 yards (H.Clinton-Dix).
14	4	1-10-GB 27	(3:36) (No Huddle, Shotgun) E.Manning pass short left to J.Adams to GB 13 for 14 yards (M.Burnett).
13	1	2-6-NYG 35	(5:47) (No Huddle) E.Manning pass short middle to O.Beckham to NYG 48 for 13 yards (Q.Rollins).
13	2	1-10-GB 40	(3:04) (Shotgun) E.Manning pass short middle to O.Beckham to GB 27 for 13 yards (J.Thomas, M.Burnett).
13	3	1-10-GB 24	(7:58) (No Huddle) E.Manning pass short right to P.Perkins to GB 11 for 13 yards (M.Burnett).
13	4	3-10-NYG 37	(5:45) (No Huddle, Shotgun) E.Manning pass short middle to J.Adams to 50 for 13 yards (J.Thomas).
10	3	2-9-NYG 29	(14:26) (No Huddle) E.Manning pass short left to S.Shepard to NYG 39 for 10 yards (M.Hyde).

## Ten Longest Plays for Green Bay Packers

Yards	Qtr	Play Start	Play Description
31	2	1-10-GB 20	(8:14) (Shotgun) E.Lacy left tackle pushed ob at NYG 49 for 31 yards (J.Casillas).
29	2	2-1-NYG 29	(6:07) (No Huddle, Shotgun) A.Rodgers pass deep right to D.Adams for 29 yards, TOUCHDOWN.
21	3	3-4-NYG 44	(:37) (Shotgun) A.Rodgers pass short left to R.Cobb to NYG 23 for 21 yards (A.Adams) [J.Hankins].
20	3	1-10-GB 30	(2:46) A.Rodgers pass deep middle to D.Adams to 50 for 20 yards (L.Collins).
17	1	2-8-NYG 34	(8:36) A.Rodgers pass short left to R.Cobb to NYG 17 for 17 yards (L.Hall).
17	1	2-4-GB 37	(2:38) A.Rodgers pass short middle to D.Adams to NYG 46 for 17 yards (D.Kennard). NYG-J.Jenkins was injured during the
17	4	3-9-GB 21	(12:17) (Shotgun) A.Rodgers pass short left to R.Cobb to GB 38 for 17 yards (A.Adams).
17	4	2-9-NYG 49	(10:18) A.Rodgers pass short middle to J.Nelson pushed ob at NYG 32 for 17 yards (A.Adams) [O.Vernon].
13	1	3-2-NYG 38	(1:28) A.Rodgers pass short right to R.Cobb pushed ob at NYG 25 for 13 yards (L.Hall).
13	4	3-1-NYG 23	(8:30) J.Spriggs reported in as eligible. A.Ripkowski up the middle to NYG 10 for 13 yards (K.Sheppard; L.Collins).

## Touchdown Scoring Information

		Offense	Defense	Special Teams
<b>VISITOR</b>	New York Giants	1	0	0
<b>HOME</b>	Green Bay Packers	2	0	0

## Player Scoring Information

Club	Player	TD	Rush TD	Rec TD	KO TD	Punt TD	Int TD	Fum TD	Misc TD	FG	XP	2Pt Rush	2Pt Rec	Sfty	Points
NYG	J.Brown	0	0	0	0	0	0	0	0	3	1	0	0	0	10
NYG	O.Beckham	0	0	1	0	0	0	0	0	0	0	0	0	0	6
GB	M.Crosby	0	0	0	0	0	0	0	0	3	2	0	0	0	11
GB	J.Nelson	0	0	1	0	0	0	0	0	0	0	0	0	0	6
GB	D.Adams	0	0	1	0	0	0	0	0	0	0	0	0	0	6

## Possession Detail

	First Half		Second Half		Game	
	Visitor	Home	Visitor	Home	Visitor	Home
Largest Lead	0	11	0	14	0	14
Drives Leading	0	6	0	5	0	11
Time of Possession Leading	0:00	11:20	0:00	16:36	0:00	27:56
Largest Deficit	-11	0	-14	0	-14	0
Drives Trailing	6	0	5	0	11	0
Time of Possession Trailing	9:58	0:00	13:24	0:00	23:22	0:00
Times Score Tied Up		0		0		0
Lead Changes		1		0		1

# Playtime Percentage

*Percent of playtime per player on offense, defense and special teams*

New York Giants					Green Bay Packers				
		Offense	Defense	Special Teams			Offense	Defense	Special Teams
E Flowers	T	56 100%		4 13%	T Lang	G	80 100%		5 17%
B Hart	G	56 100%		4 13%	B Bulaga	T	80 100%		5 17%
J Pugh	G	56 100%		4 13%	D Bakhtiari	T	80 100%		5 17%
J Jerry	G	56 100%		4 13%	L Taylor	G	80 100%		5 17%
O Beckham	WR	56 100%		1 3%	J Tretter	C	80 100%		
W Richburg	C	56 100%			A Rodgers	QB	80 100%		
E Manning	QB	56 100%			R Rodgers	TE	73 91%		5 17%
S Shepard	WR	56 100%			J Nelson	WR	72 90%		
V Cruz	WR	56 100%			D Adams	WR	60 75%		
W Tye	TE	37 66%		4 13%	R Cobb	WR	55 69%		
B Rainey	RB	28 50%		16 53%	J Starks	RB	49 61%		5 17%
J Adams	TE	17 30%		4 13%	E Lacy	RB	26 32%		
P Perkins	RB	14 25%		15 50%	A Ripkowski	FB	25 31%		20 67%
O Darkwa	RB	14 25%		2 7%	J Janis	WR	13 16%		21 70%
T King	WR	2 4%			J Perillo	TE	13 16%		7 23%
A Adams	SS		80 100%	11 37%	T Davis	WR	7 9%		6 20%
L Collins	SS		80 100%	11 37%	J Spriggs	T	5 6%		5 17%
J Jenkins	CB		77 96%	6 20%	T Montgomery	WR	2 2%		17 57%
O Vernon	DE		72 90%		M Hyde	SS		56 100%	10 33%
J Pierre-Paul	DE		71 89%	4 13%	L Gunter	CB		56 100%	9 30%
J Hankins	DT		69 86%	9 30%	Q Rollins	CB		56 100%	8 27%
K Robinson	LB		66 82%	12 40%	H Clinton-Dix	FS		56 100%	4 13%
J Casillas	LB		61 76%	6 20%	M Burnett	SS		56 100%	4 13%
D Rodgers-Cromartie	CB		61 76%	3 10%	N Perry	LB		42 75%	
L Hall	CB		54 68%	5 17%	J Thomas	LB		41 73%	17 57%
D Harrison	DT		48 60%	4 13%	J Ryan	LB		41 73%	9 30%
K Sheppard	LB		26 32%	12 40%	M Daniels	DT		32 57%	4 13%
D Kennard	LB		22 28%	21 70%	C Matthews	LB		28 50%	4 13%
J Bromley	DT		22 28%	1 3%	L Guion	NT		28 50%	
R Okwara	DE		15 19%	14 47%	D Jones	LB		24 43%	5 17%
T Wade	CB		14 18%	8 27%	J Peppers	LB		23 41%	9 30%
K Wynn	DE		10 12%	12 40%	K Clark	DT		18 32%	9 30%
M Hunter	CB		8 10%	7 23%	K Brice	FS		15 27%	21 70%
E Apple	CB		7 9%	1 3%	B Martinez	LB		15 27%	
M Hughes	DT		7 9%		K Fackrell	LB		14 25%	21 70%
O Odighizuwa	DE		6 8%	5 17%	D Lowry	DE		8 14%	
M Herzlich	LB		4 5%	30 100%	J Elliott	LB		7 12%	20 67%
R Lewis	WR			21 70%	C Banjo	FS			12 40%
B Goodson	LB			15 50%	M Crosby	K			11 37%
D Harris	WR			15 50%	M Evans	SS			10 33%
B Jones	C			10 33%	J Hawkins	CB			10 33%
B Wing	P			10 33%	B Goode	LS			9 30%
Z DeOssie	LS			10 33%	J Schum	P			9 30%
J Brown	K			9 30%	D Barclay	T			5 17%

